



ARIZONA CARDINALS

GAME RELEASE - WEEK 7 #AZvsSEA

Mark Dalton - Sr. Vice President, Media Relations | Chris Melvin - Sr. Director, Media Relations | Mike Helm - Sr. Manager, Media Relations
Imani Suber - Media Relations Coordinator | Clint Cohen - Coordinator, Corporate & Football Communications | Jocelyn Jones - Media Relations Seasonal Assistant



ARIZONA CARDINALS (1-5) VS. SEATTLE SEAHAWKS (3-2)

Lumen Field | October 22, 2023 | 1:05 PM



THIS WEEK'S PREVIEW

The second of two-straight road games vs. division opponents sees the Cardinals visiting Seattle this week to take on the Seahawks at Lumen Field.

Sunday's matchup marks the 49th all-time meeting between the Cardinals and Seahawks in a series that dates back to Seattle's debut season as an NFL franchise in 1976. Arizona enters the contest looking to halt the Seahawks three-game winning streak in the series.



Lumen Field has been an intimidating venue for many NFL teams over the last decade-plus with the Seahawks featuring the NFL's third-best home winning percentage (.703) over the last 12 seasons. Arizona is one of the few visiting teams that has had success at Lumen during the stretch, with an NFL-high six road wins at the venue since '12.

Those six wins came at the hands of four different starting QBs: Carson Palmer (3), **Kyler Murray** (1), Colt McCoy (1) and Drew Stanton (1). With Murray still sidelined, **Joshua Dobbs** will look to become the latest Arizona QB to win at Lumen Field. Dobbs will be making his Lumen Field debut this week in his ninth career start, as he looks to lead the Cardinals to their 10th all-time win on Seattle's home field.

Battling injuries at key positions on both sides of the ball, Arizona continues to play while awaiting the return of Pro Bowlers Murray, RB **James Conner** and S **Budda Baker** - along with a number of other key players such as S **Jalen Thompson** and CB **Garrett Williams**.

Turnovers - or a lack thereof - will play a major factor in Sunday's matchup. After spending the first month of the season as one of the NFL's best at protecting the ball, Arizona has committed five turnovers in the last two weeks. Seattle remains among the league leaders in turnover margin but threw a pair of INTs last week in Cincinnati as it suffered just its second defeat of the season.

After playing on the road at Seattle this week, the Cardinals return home in Week 8 to host the Baltimore Ravens. It will be Arizona's sixth game in seven weeks vs. a team that earned a postseason berth in 2022. The Seahawks remain home as they take on the Cleveland Browns.

GAME RELEASE INDEX

Page	Contents
2	Cardinals-Seahawks Connections & Game Info
3	By The Numbers / What To Look For / NFL Schedule / Flag Football in Olympics
4-7	Highlights From Weeks 1-6
8	GM Monti Ossenfort / Roster Facts & Figures / Team Captains
9	Jonathan Gannon Era Begins / Coordinator Highlights
10	Assistant Coaching Staff
11	Cardinals 2023 NFL Draft Picks
12	New Uniforms in 2023
13	Michael Bidwill / State Farm Stadium
14	Zach Ertz Highlights
15	Marquise Brown / Greg Dortch / Rondale Moore
16	Special Teams Highlights / Matt Prater
17-54	2023 Statistics / Rosters / Depth Chart / 2023 NFL Standings

ARIZONA CARDINALS - 2023 SCHEDULE

Date	Opponent	Regular Season Location	AZ Time
Sep. 10	@ Washington	FedEx Field	L, 16-20
Sep. 17	N.Y. GIANTS	State Farm Stadium	L, 28-31
Sep. 24	DALLAS	State Farm Stadium	W, 28-16
Oct. 1	@ San Francisco	Levi's Stadium	L, 16-35
Oct. 8	CINCINNATI	State Farm Stadium	L, 20-34
Oct. 15	@ L.A. Rams	SoFi Stadium	L, 9-26
Oct. 22	@ Seattle	Lumen Field	1:05 PM
Oct. 29	BALTIMORE	State Farm Stadium	1:25 PM
Nov. 5	@ Cleveland	Cleveland Browns Stadium	11:00 AM
Nov. 12	ATLANTA*	State Farm Stadium	2:05 PM
Nov. 19	@ Houston*	NRG Stadium	11:00 AM
Nov. 26	L.A. RAMS*	State Farm Stadium	2:05 PM
Dec. 3	@ Pittsburgh*	Acrisure Stadium	11:00 AM
	-BYE-		
Dec. 17	SAN FRANCISCO*	State Farm Stadium	2:05 PM
Dec. 24	@ Chicago*	Soldier Field	2:25 PM
Dec. 31	@ Philadelphia*	Lincoln Financial Field	11:00 AM
TBD	SEATTLE*	State Farm Stadium	TBD

* Subject to flexible scheduling decisions

THE HIGHLIGHTS

• The Cardinals play their final division road game of the season this week when they take on the Seahawks in Seattle. **Since Lumen Field opened in 2002, the Cardinals have more wins at the venue (9) than any visiting team.**

• **In eight career games vs. the Seahawks, TE Zach Ertz has 49 receptions for 471 yards and six TDs. The only team Ertz has more TD receptions against in the regular season is the Giants (7 in 14 games).** He has three TD catches in four career games played at Lumen Field.

• In two games vs. Seattle last season, LB **Zaven Collins** totaled 15 tackles, 2.0 sacks, three tackles for loss, two passes defended, two QB hits and an INT (returned 30 yards for a TD).

• **In the last four games, rookie WR Michael Wilson has been targeted 15 times. He has 13 receptions for 242 yards, 10 first downs and two TDs on those 15 targets.**

• After posting 14 tackles, no sacks or tackles for loss - and just two QB hits - in his first two seasons combined (2021-22), LB **Victor Dimukeje has 14 tackles, 3.5 sacks, five QB hits, four tackles for loss and a forced fumble through six games in 2023.** He has at least a partial sack in four of six games played this season.

• S **K'Von Wallace** has recorded 43 tackles, a tackle for loss, an INT and four passes defended in 2023. **His 43 tackles have nearly doubled his previous career high for a single season (22 in 2022 with Philadelphia) and his four passes defended have doubled his previous career high (2 in 2022).**

• **After hitting a 55-yard FG last week in Los Angeles, K Matt Prater has 74 career FGs of 50+ yards (1st in NFL history) and 21 career FGs of 55+ yards (tied for 1st in NFL history).**



BROADCAST INFORMATION

Television: FOX / **Play-By-Play:** Kenny Albert **Analyst:** Jonathan Vilma **Sideline:** Shannon Spake
Cardinals Radio: Arizona Sports 98.7 FM / **Play-By-Play:** Dave Pasch **Analyst:** Ron Wolfley **Sideline:** Paul Calvisi
Cardinals Spanish Radio: La Indiscreta 106.7 FM / **Play-By-Play:** Luis Hernandez **Analyst:** Jose Romero



CARDINALS-SEAHAWKS CONNECTIONS

This week, Cardinals All-Pro S **Budda Baker** could make his return to the lineup after missing the last five games due to a hamstring injury. He return to the lineup would coincide with his return to his home state of Washington, where he earned countless accolades for his performance in both high school (Bellevue) and college (Univ. of Washington).

Baker's hometown of Bellevue is just 10 miles from Lumen Field.

In three seasons with the Huskies, Baker appeared in 40 games and totaled 200 tackles, 13.5 tackles for loss, 4.0 sacks, five INTs, 24 passes defended and three forced fumbles. During his junior season in 2016, Baker totaled 70 tackles, 9.5 tackles for loss, 3.0 sacks and two INTs.



College (Washington)

- 2016 NCAA Consensus All-America
- 2016 1st-Team All-America (Sporting News, Sports Illustrated, FOX Sports)
- 2016 2nd-Team All-America (AP, Football Coaches, CBS Sports, USA Today)
- 2016 1st-Team All-Pac-12
- 2016 Academic All-Pac-12 Second Team
- 2016 Bednarik Award Semi-Finalist (nation's top defensive player)
- 2016 Jim Thorpe Award Semi-Finalist (nation's top defensive back)
- 2015 All-Pac-12 First Team

Baker attended the University of Washington after a remarkable prep career at Bellevue High School, where he won five team state titles (3 in football, 2 in track & field) and eight individual state titles in track & field.

In football, he played safety, running back and was a return specialist on three consecutive 14-0 teams that won three consecutive 3A state championships.

High School (Bellevue, WA)

- 2013 Associated Press and Seattle Times State Player of the Year
- 2013/14 Seattle Times Male Athlete of the Year (all sports)
- 2013 First-team All-State and the 3A State Player of the Year
- 2013 MaxPreps All-America 1st-team selection as a senior
- 2013 Honorable mention Parade All-America
- 2013 KingCo 3A Defensive Player of the Year and Punt Returner of the Year and Kickoff Returner of the Year

OTHER WASHINGTON/SEATTLE AREA CONNECTIONS

Cardinals S **Jalen Thompson** played for Washington State from 2016-18 and received first-team (AP) and second-team (coaches) All-Pac-12 Conference accolades in 2017. He amassed 191 tackles, 11.5 tackles for loss, six INTs, 23 passes defended, two forced fumbles and five fumble recoveries in 39 games.

Cardinals LB **Ezekiel Turner** played three seasons at the University of Washington (2015-17).

Cardinals Sports Science Coordinator/Asst. Strength & Conditioning coach **Kyle Sammons** coached eight seasons at the University of Washington, where he worked as an assistant strength & conditioning coach (2015-17) and later served as the Director of Sports Science/Reconditioning (2018-21).

Cardinals OL coach **Klayton Adams** spent two seasons (2007-08) at Western Washington where he served as the Run Game Coordinator/OL coach.

PRO/COLLEGE CONNECTIONS

Cardinals General Manager **Monti Ossenfort** (2006-19) and Seahawks Offensive Coordinator **Shane Waldron** (2008-09) worked together for two seasons in New England.

Cardinals QB **Joshua Dobbs** (2017-18, 2020-21) played alongside Seahawks LB **Devin Bush** (2019-21) and CB **Artie Burns** (2016-19) in Pittsburgh.

Cardinals WR **Marquise Brown** and Seahawks CB **Tre Brown** were teammates at Oklahoma for two seasons from 2017-18.

Cardinals LB **Kyzir White** and Seahawks QB **Geno Smith** were teammates in 2021 with the Chargers.

Cardinals LB **Josh Woods** (2021-22) and Seahawks OL **Evan Brown** (2020-22) played together in Detroit.

SEAHAWKS CONNECTIONS

Cardinals S **Joey Blount** entered the NFL as a rookie free agent with Seattle in 2022 and went on to appear in 11 games for the Seahawks last season.

Cardinals Director of College Scouting **Josh Scobey** played for the Seahawks from 2005-07 and helped Seattle advance to Super Bowl XL.

Cardinals Western Regional Scout **Chris Culmer** is from West Richland, WA, graduated from Washington State University. He worked for the Seahawks for nine seasons prior to joining the Cardinals, first as a scouting assistant (2000-03) and then as a pro scout (2004-08).

CARDINALS CONNECTIONS

Seahawks Pass Russ Specialist **BT Jordon** served as the NFL Bill Wash Diversity Coaching Fellow with the Cardinals in 2021.

ARIZONA CONNECTIONS

Seahawks K **Jason Myers** (2014) and Strength and Conditioning coach **Grant Steen** (2007) played for the Arizona Rattlers. Steen also served as Football/Strength coach for Brophy (Phoenix, AZ) College Preparatory from 2007-08.

Seahawks Offensive Assistant **Keli'i Kekuewa** (2010-11) played at Arizona Western Junior College.

2023 SEASON STATISTICS

Statistic	AZ	Rank	SEA	Rank
Points Scored/Game	19.5	20	24.8	8
Points Allowed/Game	27.0	27	21.6	18
TDs Scored	12	t-19	13	t-16
TDs Allowed	18	t-26	12	t-12
Rushing TDs	5	t-11	6	10
Passing TDs	6	t-19	5	t-24
Return TDs	1	t-10	2	t-2
Rushing TDs Allowed	8	t-27	5	t-18
Passing TDs Allowed	9	t-24	7	t-11
Return TDs Allowed	1	t-15	0	t-1
Sacked/Yards Lost	11/71	t-8	11/93	t-8
Fumbles/Lost	6/4	t-20	0/0	t-1
Field Goals Made	12/13	t-9	11/15	t-12
Total Yards/Game	331.7	15	332.0	14
Opp. Total Yards/Game	376.7	28	336.8	16
Rushing Yards/Game	141.0	6	104.2	20
Opp. Rushing Yards/Game	133.3	24	79.2	5
Passing Yards/Game	190.7	25	227.8	11
Opp. Passing Yards/Game	243.3	22	257.6	28
Turnover Ratio	Even	t-14	+4	t-10
Average Time of Possession	27:58	26	28:07	24

GOING FOR WIN #10 AT LUMEN FIELD

Lumen Field has a well-earned reputation as one of the toughest venues in the NFL for visiting teams.

Over the last 12 seasons (2012-22), Seattle has the third-best home winning percentage in the NFL (.703).

Arizona is one of the few visiting teams that has had success at Lumen during the stretch, with an NFL-high six road wins at the venue since '12.

Those six wins have come with four different starting QBs:

Cardinals Starting QBs w/ Wins at Lumen Field (2012-22)

- Carson Palmer - 3
- Kyler Murray - 1
- Colt McCoy - 1
- Drew Stanton - 1

Since Lumen Field opened in 2002, the Cardinals have more wins at the venue (9) than any visiting team.

NFL Leaders

Road Wins at Lumen Field (2002-23)

Rnk	Team	Wins
1	Arizona	9
2t	L.A. Rams	6
2t	San Francisco	6
4t	Washington	4
4t	Atlanta	4



PEAGLER'S AWARD-WINNING WORK WITH WALKER

A big task in Seattle on Sunday will fall on the Cardinals defensive line, and that is slowing down Seahawks second-year RB **Kenneth Walker III**. Prepping them for the task is the job of Assistant D-Line coach **William Peagler** - who played an integral part in mentoring Walker on his path to the NFL.

Peagler spent 2020-21 seasons as the runnings back coach at Michigan State, where Walker was his star pupil after transferring to MSU from Wake Forest.



Their lone season together in 2021 was a banner one. Walker III rushed for 1,636 yards and 18 TDs on 263 carries, becoming the first Spartan to win the Doak Walker award as top RB in college football. Peagler was selected as the 2021 FootballScoop Running Backs Coach of the Year for his work with Walker.

FRIENDS, TIGERS AND CAPTAINS

After four seasons (2019-22) starring together at Auburn University, Cardinals rookie LB **Owen Pappoe** and Seahawks rookie LB **Derick Hall** will square off at Lumen Field on Sunday.

In addition to forming a strong bond, the duo were highly-respected All-SEC performers who were both named team captains last season before being selected in the 2023 NFL Draft. Hall was taken in the 2nd round (37th overall) by Seattle and Pappoe was drafted in the 5th round (168th overall) by Arizona.



BY THE NUMBERS

9

Wins for the Cardinals at Lumen Field since the venue opened in 2002. That is the most for any visiting team during that span. Tied for second are the 49ers and Rams - with 6 wins.

6

TD receptions for TE Zach Ertz in eight career games vs. the Seahawks. The only team Ertz has more TD receptions against in the regular season is the Giants (7 in 14 games). He has three TD catches in four career games played at Lumen Field.

15

Tackles for LB Zaven Collins in two games vs. Seattle last season. In those two contests he also added 2.0 sacks, three tackles for loss, two passes defended, two QB hits and an INT (returned 30 yards for a TD).

141.0

Rushing yards per game for the Cardinals in 2023. Arizona ranks sixth in the NFL in rushing this season. The Cardinals have rushed for 846 yards in 2023, marking just the second time in the last 35 years (966 in 2020) the team has rushed for 840+ yards through the first six games of a season.

5.25

Rushing average for Arizona in 2023 (846 yards on 161 carries). Only the Dolphins (6.49) have a better rushing average than the Cardinals this season.

12

Runs of 20+ yards for the Cardinals in 2023. That is tied with Miami for the most in the NFL this season and already easily surpassed Arizona's total from all of 2022 (9).

74

Career FGs of 50+ yards for Prater. That is the most in NFL history and 16 more than the players who rank second on the list. Prater has 15 made FGs of 50+ yards in just 36 games with the Cardinals. The only player in team history with more is Neil Rackers (16 in 100 games played).

8

FGs of 50+ yards for Prater in his last 10 games played dating back to last season.

74.7

Prater's career FG percentage on attempts of 50+ yards (74-of-99). That is also the top mark in NFL history.

18

Sacks for the Cardinals defense in 2023. Only seven teams have more.

317

Receiving yards for WR Michael Wilson in 2023. That ranks fifth among all NFL rookies this season.

2.0

Sacks for DL Kevin Strong Jr. in the last two games. Strong has twice as many sacks in the last two games as he had in his first 40 career games played with the Lions, Titans and Cardinals combined (1.0).

12.0

Career sacks for LB Dennis Gardeck. With his sack of 49ers QB Brock Purdy in Week 4, Gardeck tied the franchise record for sacks by a player who entered the NFL undrafted.

189

Rushing yards for QB Joshua Dobbs in 2023. He ranks fifth in the NFL in rushing yards among QBs this season.

4

Runs of 20+ yards for Dobbs. That is the most among NFL QBs in 2023.

NFL WEEK 7 SCHEDULE

Teams on Bye: Panthers, Bengals, Cowboys, Texans, Jets, Titans

Thursday, October 19

Jacksonville Jaguars at New Orleans Saints - 5:15 PM (Prime Video)

Sunday, October 22

Detroit Lions at Baltimore Ravens - 10:00 AM (FOX)

Las Vegas Raiders at Chicago Bears - 10:00 AM (FOX)

Cleveland Browns at Indianapolis Colts - 10:00 AM (CBS)

Buffalo Bills at New England Patriots - 10:00 AM (CBS)

Washington Commanders at New York Giants - 10:00 AM (CBS)

Atlanta Falcons at Tampa Bay Buccaneers - 10:00 AM (FOX)

Arizona Cardinals at Seattle Seahawks - 1:05 PM (FOX)

Pittsburgh Steelers at Los Angeles Rams - 1:05 PM (FOX)

Green Bay Packers at Denver Broncos - 1:25 PM (CBS)

Los Angeles Chargers at Kansas City Chiefs - 1:25 PM (CBS)

Miami Dolphins at Philadelphia Eagles - 5:20 PM (NBC)

Monday, October 23

San Francisco 49ers at Minnesota Vikings - 5:15 PM (ABC/ESPN)

WHAT TO LOOK FOR IN WEEK 7

WITH A WIN THIS WEEK...

- The Cardinals would earn their 10th all-time win at Lumen Field. That would be four more wins than any other visiting team in the NFL since the venue opened in 2002 (49ers and Rams each have 6 wins there).

MILESTONES WITHIN REACH

TE Zach Ertz

- With a reception, Ertz would have at least one catch in 123 consecutive games. That would extend the fourth-longest active streak in the NFL.
- With a TD catch, Ertz would have seven TD receptions in nine career regular season games vs. the Seahawks. That would tie the Giants (7 in 14 games) for the most vs. any team in Ertz's career.

LB Dennis Gardeck

- With a sack, Gardeck would establish a franchise record for sacks by a player who entered the league as a rookie free agent. He is currently tied with LB Ronald McKinnon (12.0) for the franchise mark.

WR Marquise Brown

- With a TD reception, Brown would have four TD catches in the last six games. He would have more TD catches in his last six games (4) than he had in his first 13 games with Arizona (3).

WR Michael Wilson

- With two TD receptions, Wilson would join Larry Fitzgerald (2 in 2004) and Anquan Boldin (2 in 2003) as the only rookies in franchise history to have multiple games with 2+ TD catches in a season.

WR Rondale Moore

- With a rushing TD, would become the first Cardinals WR with multiple rushing TDs in a season since Bobby Joe Conrad (2) in 1959.

K Matt Prater

- With 5 points, Prater would pass David Akers (1,721) for 17th place on the NFL's all-time scoring list.
- With 2 FGs, Prater would pass Akers (386) for 15th place on the NFL's all-time list for career FGs made.

RB Emari Demercado

- With a rushing TD, Demercado would join Derrick McAddo (3 in 1987) as the only undrafted rookies in franchise history with multiple rushing TDs.

DL Kevin Strong Jr.

- With 1.0 sack, Strong would have have a sack in three straight games - after totaling just 1.0 sack in his first 40 career games played combined.

FLAG FOOTBALL INCLUDED IN 2028 OLYMPIC GAMES



The International Olympic Committee (IOC) voted in favor of the inclusion of flag football at the 2028 Summer Olympics in Los Angeles following a two-year evaluation period. It marks the first time in history that the game of football in any capacity will be a part of the Olympic Games.

Since flag football is non-contact and played in a gender-equal format, it is renowned as the most accessible and inclusive version of American football and is spearheading exceptional worldwide participation growth of the sport, especially among women and girls.

An estimated 20 million people in more than 100 countries currently participate in flag football. This year will see 65 national teams participate in the International Federation of American Football (IFAF) Continental Flag Football Competition.

Throughout the fall, the Arizona Cardinals are celebrating the inaugural season of sanctioned High School Girls Flag Football in the state of Arizona by highlighting a weekly game. Each week Valley football fans vote to select the Girls Flag Football Game of the Week that representatives from the Cardinals will attend. Both teams receive Arizona Cardinals Girls Flag Game of the Week T-shirts and a player of the week is selected from the winning team and highlighted on AZCardinals.com.

Arizona is one of eight states to offer high school girls flag football as a sanctioned sport, while 20 states have adopted the sport as a pilot program. In 2023, 57 Arizona high schools are offering sanctioned girls flag football. The NFL and Cardinals are continuing to emphasize outreach to promote girls flag football and help further grow the game.

HIGHLIGHTS FROM THE 2023 SEASON

ARIZONA RUNNING IT UP IN 2023

Through six games, Arizona has rushed for 846 yards and five TDs on 161 carries (5.25 avg.). **The Cardinals rank sixth in the NFL in rushing yards per game and second in rushing yards per carry this season.**

Arizona already has three runs of 40+ yards this season, joining the Dolphins (6) and Jets (3) as the only teams to accomplish the feat in 2023. The Cardinals had two runs of 40+ yards in 17 games last season.



2023 NFL RUSHING LEADERS (TEAM)					
Rushing Yards/Game			Rushing Yds/Att		
Rnk	Team	Yds	Rnk	Team	Avg.
1	Miami	181.8	1	Miami	6.49
2	Philadelphia	150.0	2	Arizona	5.25
3	San Francisco	148.3	3	N.Y. Jets	5.22
4	Cleveland	147.0	4	Denver	4.93
5	Baltimore	144.8	5	Chicago	4.80
6	Arizona	141.0			

The 2023 season marks just the second time in the last 35 years (1966 in 2020) Arizona has rushed for 840+ yards through the first six games of a season.

RUSHING ATTACK PUTTING UP BIG GAINS

The Cardinals are tied for the NFL lead with 12 runs of 20+ yards through six games in 2023, which surpassed their total from all of last season (9).

Arizona also ranks seventh in the NFL with 22 runs of 10+ yards.

2023 NFL RUSHING LEADERS (TEAM)					
Runs of 10+ Yards			Runs of 20+ Yards		
Rnk	Team	10+	Rnk	Team	20+
1	Miami	30	1t	Arizona	12
2	Baltimore	29	1t	Miami	12
3	Chicago	25	3t	Chicago	5
4t	San Francisco	24	3t	Cleveland	5
4t	Kansas City	24	3t	Indianapolis	5
6	Cleveland	23	3t	Jacksonville	5
7	Arizona	22			

ARIZONA SOLID ALONG THE O-LINE IN 2023

Despite facing some of the league's most talented defensive fronts through the first six games this season, Arizona's offensive line - LT **D.J. Humphries**, LG **Elijah Wilkinson**, C **Hjalte Froholdt**, RG **Will Hernandez**, RT **Paris Johnson Jr.** - have more than held up in both the running and passing games.



A look at some offensive highlights this season that reflect on how well the O-Line has performed.

Statistic	Total	NFL Rank	Notes
Sacks Allowed	11	t-8	8 sacks on 166 attempts in last 5 games
Sack Yardage	71	7	53 yards allowed in last 5 games
Rush Yds/Game	141.0	6	750 yards in last 5 games
Rushing Yds/Att	5.25	2	5.51 avg. in last 5 games
Runs of 10+ Yds	22	7	20 in last 5 games
Runs of 20+ Yds	12	t-1	11 in last 5 games

WEEK 6 AT L.A. RAMS

The Cardinals rushed for 130 yards on 30 attempts (4.3 avg.) and QB Joshua Dobbs had runs of 24 and 20 yards.

WEEK 5 VS. CINCINNATI

The Cardinals rushed for 142 yards and a TD on 22 attempts (6.5 avg.) and had runs of 41 (WR Rondale Moore) and 35 yards (RB James Conner).

WEEK 4 AT SAN FRANCISCO

Facing a Niners defense allowing just 53.0 rushing yards per game, AZ rushed for 105 yards on 25 carries (4.2 avg.) while QB Joshua Dobbs was sacked just once on 41 pass attempts.

WEEK 3 VS. DALLAS

The O-Line paved the way for Arizona to rush for 222 yards and two TDs on 30 carries (7.4).

WEEK 2 VS. NY GIANTS

The O-Line did not allow a sack on 31 pass attempts and also paved the way for the Cards to rush for 151 yards and two TDs on 29 carries (5.2 avg.).

DEFENSE CREATING NEGATIVE PLAYS

Despite already missing a number of key starters, the Cardinals defense has been productive through the first six games in 2023. A look the numbers:



- 18.0 Sacks**
- 6 Takeaways (4 INT, 2 FR)**
- 1 Touchdown (Fumble Return)**
- 3 Forced Fumbles**
- 2 Fumble Recoveries**
- 33 Tackles for Loss**
- 24 Passes Defended**
- 23 QB Hits**

The Cardinals 18 sacks are tied for 8th in the NFL and their 33 tackles for loss are tied for 4th.

2023 NFL Leaders – Sacks		
Rnk	Team	Sacks
1t	Buffalo	24
1t	Baltimore	24
3t	L.A. Chargers	21
3t	Miami	21
5	Philadelphia	20
6t	Cincinnati	19
6t	Seattle	19
6t	Washington	19
9t	Arizona	18
9t	Indianapolis	18
9t	Minnesota	18

2023 NFL Leaders – Tackles For Loss		
Rnk	Team	TFL
1t	Buffalo	39
1t	Indianapolis	39
3	Miami	34
4t	Arizona	33
4t	Baltimore	33

Arizona has had nine different players record at least 1.0 sack in 2023. Only Baltimore (11), Detroit (10) and Seattle (10) have more.



Player	Sacks
LB Dennis Gardeck	4.0
LB Victor Dimukeje	3.5
LB Zaven Collins	2.5
LB Kyzir White	2.0
DL Kevin Strong	2.0
DL Jonathan Ledbetter	1.0
DL Dante Stills	1.0
DL Leki Fotu	1.0
DL Carlos Watkins	1.0

THREE DEFENDERS HIT CAREER HIGHS ALREADY

Just six games in, three Arizona defenders have already established career highs for sacks this season.

DL Kevin Strong - 2.0 Sacks in 2023

After recording his first sack as a Cardinal in Week 5 vs. Cincinnati, Strong posted his second sack last week when he took down QB Matthew Stafford in the 4th quarter.

Strong has twice as many sacks in the last two games (2.0) as he had in his first 40 career games played with the Lions, Titans and Cardinals combined (1.0).



LB Victor Dimukeje - 3.5 Sacks in 2023

After going without a sack in 28 games played through his first two NFL seasons (2021-22), Dimukeje has 3.5 sacks through six games in 2023.

LB Kyzir White - 2.0 Sacks in 2023

With a sack of Giants QB Daniel Jones in Week 2 and Rams QB Matthew Stafford in Week 6, **White has established a career-high with 2.0 sacks in 2023. He entered this year having recorded 3.0 sacks in 64 games played in his first five NFL seasons.** White's 1.5 sacks in 2022 was his previous career high.

VICTOR'S PRESSURE-FILLED START

Third-year LB **Victor Dimukeje** - selected by Arizona in the fifth round (210th overall) of the 2021 draft out of Duke - **has been one of the biggest standouts on the Cardinals defense so far this season.**

After posting 14 tackles, no sacks or tackles for loss - and just two QB hits - in his first two seasons combined (2021-22), Dimukeje has 14 tackles, 3.5 sacks, five QB hits, four tackles for loss and a forced fumble through six games in 2023. He has at least a partial sack in four of six games played this season.



PRATER KEEPS HITTING FROM LONG RANGE

THE ALL-TIME BEST FROM 50+

K Matt Prater opened the scoring last week in L.A. with a 55-yard FG. It was his 74th career FG of 50+ yards, extending his NFL record. He now has 16 more than the players tied for second on the list.

It was also Prater's third FG of 50+ yards this season (54-yarder at Washington; 62-yarder vs. Dallas). **Dating back to last season, he has eight FGs of 50+ yards in his last 10 games played.**

NFL History - Field Goals Made of 50+ Yards

Rnk	Player	50+
1	Matt Prater (2007-)	74
2t	Sebastian Janikowski (2000-18)	58
2t	Justin Tucker (2012-)	58
4	Jason Hanson (1992-12)	52
5t	Adam Vinatieri (1996-19)	45
5t	Greg Zuerlein (2012-)	45



Prater now has 15 made FGs of 50+ yards as a member of the Cardinals. Despite having played in just 36 games with Arizona, his 15 FGs of 50+ yards are just one shy of the franchise record.

Franchise Record - FGs of 50+ Yards (Career)

Rnk	Player (Years)	50+	Gms Played
1	Neil Rackers (2003-09)	16	100
2	Matt Prater (2021-23)	15	36
3	Greg David (1991-96)	9	87
4	Jay Feely (2010-13)	8	64
5	Zane Gonzalez (2018-20)	6	33

PRATER AS ACCURATE AS HE IS PROLIFIC

Prater's NFL-record 74 FGs of 50+ yards have not come through sheer volume. He is also the most accurate kicker in NFL history from 50+ yards, making 74-of-99 attempts in his career. His 74.7% success rate is the best in NFL history (min. 50 attempts).

NFL History - FG Percentage From 50+ Yards

Rnk	Player	Pct.	Made	Att
1	Matt Prater	74.7	74	99
2	Robbie Gould	70.6	36	51
3	Phil Dawson	70.0	42	60
4	Justin Tucker	69.9	58	83
5	Josh Brown	67.3	37	55

DOBBS COMES TO THE DESERT

DOBBS IS A DUAL THREAT

QB Joshua Dobbs has rushed for 189 yards and a TD on 34 carries (5.6 av.) this season. His 189 rushing yards ranks fifth among NFL QBs in 2023.

2023 NFL Leaders - Rushing Yards by QB

Rnk	Player (Team)	Yds	Att	Avg.	TD
1	Lamar Jackson (Bal)	327	60	5.45	4
2	Jalen Hurts (Phi)	253	63	4.02	5
3	Justin Fields (Chi)	237	47	5.04	1
4	Daniel Jones (NYG)	197	38	5.18	1
5	Joshua Dobbs (AZ)	189	34	5.56	1



In 2023, Dobbs:

- **Leads all NFL QBs with 4 runs of 20+ yards**
- **Owens the longest run by a QB (44 yards vs. Dallas on 9/24)**
- **Owens the longest TD run by a QB (23 yards vs. NYG on 9/17)**

Longest Runs by NFL QB in 2023

Rnk	Player (Team)	Dist	Opponent
1	Joshua Dobbs (AZ)	44	9/24 vs. Dallas
2t	Jordan Love (GB)	26	10/9 vs. Pittsburgh
2t	Lamar Jackson (Bal)	26	10/8 @ Pittsburgh
2t	Bryce Young (Car)	26	9/18 vs. New Orleans
5	Patrick Mahomes (KC)	25	10/1 @ NY Jets
6t	Joshua Dobbs (AZ)	24	10/15 @ LA Rams
6t	Jalen Hurts (Phi)	24	10/1 vs. Washington
6t	Jordan Love (GB)	24	9/24 vs. New Orleans
6t	Jordan Love (GB)	24	9/17 @ Atlanta
10t	Joshua Dobbs (AZ)	23 (TD)	9/17 vs. NY Giants
10t	Anthony Ricardson (Ind)	23	10/1 vs. LA Rams
10t	Josh Allen (Buf)	23	9/24 @ Washington

Dobbs' 23-yard TD run vs. the Giants in Week 2 was just the third rushing TD of 23+ yards by an Arizona QB in the last 64 seasons (1960-2023).

TD Runs of 20+ Yards by Cardinals QB (1960-2023)

Rnk	Player	Yds	Opponent
1	Jake Plummer	34	10/27/02 @ SF
2t	Joshua Dobbs	23	9/17/23 vs. NYG
2t	Jim Hart	23	9/24/67 @ Pit
4t	Kyler Murray	22	9/13/20 @ SF
4t	Kyler Murray	22	11/17/19 @ SF
4t	Neil Lomax	22	12/6/81 vs. NO

In Week 3 against the Cowboys, Dobbs had a 69-yard completion and also had a 44-yard run. Dating back to 1940, the only other player in franchise history to have a completion of 60+ yards and a rush of 40+ yards in a single game was M.C. Reynolds on 11/2/58 vs. Philadelphia.

NFL'S ACTIVE SCORING LEADER

After connecting on all three of his FG attempts and his one PAT in Week 3 vs. the Cowboys, K Matt Prater surpassed 1,700 points for his career. He is currently the NFL's active leader in career points (1,717).

Active NFL Leaders - Career Points

Rnk	Player (Team)	Points
1	Matt Prater (AZ)	1,717
2	Nick Folk (Ten)	1,573
3	Justin Tucker (Bal)	1,547
4	Graham Gano (NYG)	1,350
5	Greg Zuerlein (NYJ)	1,296



After scoring nine points against the Rams last week (3-of-3 on FGAs), Prater passed Nick Lowery (1,711) for 18th place on the NFL's all-time scoring list. He enters this week's game at Seattle needing just five points to pass David Akers (1,721) for 17th place.

NFL Record - Career Points (All-Time)

Rnk	Player (Years)	Points	FGs
1	Adam Vinatieri (1996-2019)	2,673	599
2	Morten Anderson (1982-2007)	2,544	565
3	Gary Anderson (1982-2004)	2,434	538
4	Jason Hanson (1992-2012)	2,150	495
5	John Carney (1988-2010)	2,062	478
6	Matt Stover (1991-2009)	2,004	471
7	George Blanda (1949-75)	2,002	335
8	Jason Elam (1993-2009)	1,983	436
9	John Kasay (1991-2011)	1,970	461
10	Robbie Gould (2005-22)	1,961	447
11	Mason Crosby (2007-22)	1,918	395
12	Sebastian Janikowski (2000-18)	1,913	436
13	Stephen Gostkowski (2006-20)	1,875	392
14	Phil Dawson (1999-2018)	1,847	441
15	Matt Bryant (2002-19)	1,758	397
16	Norm Johnson (1982-99)	1,736	366
17	David Akers (1998-2013)	1,721	386
18	Matt Prater (2007-)	1,717	385
19	Nick Lowery (1978-96)	1,711	383
20	Jan Stenerud (1967-85)	1,699	373

A NEW START IN ARIZONA

The Cardinals acquired QB **Joshua Dobbs** in a trade with the Browns on 8/24 and his play so far this season has shown the talent the seventh-year pro has been waiting to display at the NFL level.

Drafted by the Steelers in the 4th round (135th overall) of the 2017 draft, Dobbs spent time with five different teams in his first six years in the NFL. He appeared in just eight games (two starts) during that span.

In six starts with Arizona, Dobbs has completed 123-of-196 pass attempts (62.8%) for 1,215 yards, six TDs and an 84.0 passer rating.

A look at what Dobbs has accomplished in 2023 vs. his first six NFL seasons:

Dobbs in 2023 vs. His 1st 6 NFL Seasons

Statistic	2023	2017-22
Games Played	6	8
Games Started	6	2
Pass Attempts	196	85
Completions	123	50
Completion Pct.	62.8	58.8
Passing Touchdowns	6	2
Passer Rating	84.0	66.6
Rushing Attempts	34	14
Rushing Yards	189	75
Rushing Touchdowns	1	0
Long Run	44	13



Dobbs earned his first NFL win after completing 17-of-21 pass attempts (81.0%) for 189 yards, a TD and a passer rating of 120.0 in the victory over Dallas in Week 3. He also rushed for 55 yards on six carries.

Franchise Record - Single-Game Completion Pct. (min. 20 att)

Rnk	Player	Pct	Opponent	Comp/Att
1	Kurt Warner	92.3	9/20/09 @ Jax	24/26
2	Colt McCoy	84.6	11/7/21 @ SF	22/26
3	Carson Palmer	84.4	12/8/13 vs. StL	27/32
4	Kyler Murray	82.4	9/26/21 @ Jax	28/34
5t	Carson Palmer	81.8	10/15/17 vs. TB	18/22
5t	Steve Beuerlein	81.8	1/2/94 @ Atl	27/35
7	Joshua Dobbs	81.0	9/24/23 vs. Dal	17/21
8	Kyler Murray	80.8	11/8/20 vs. Mia	21/26
9	Kyler Murray	80.6	9/19/21 vs. Min	29/36
10	Neil Lomax	80.4	12/16/84 @ Was	21/27

INJURIES HITTING KEY PLAYERS IN 2023

Injuries to key players on both sides of the ball have hampered the Cardinals so far this season. In addition to starting QB **Kyler Murray** missing all six games while on the reserve/PUP list, perennial Pro Bowl S **Budda Baker** has missed the last five games.



Pro Bowl RB **James Conner** and standout S **Jalen Thompson** both missed last week's contest in Los Angeles, with Conner being placed on IR. Also among those on IR are D-Linemen **L.J. Collier** and **Carlos Watkins**.

Arizona currently has 11 players on the reserve/injured list. Only Indianapolis (12) has more.

The Cardinals have already had 60 different players appear in a game this season. Only three teams have more.

2023 NFL Leaders Most Players on Injured Reserve

Rnk	Team	Players
1	Indianapolis	12
2t	Arizona	11
2t	N.Y. Jets	11
2t	Washington	11
5t	New England	10
5t	Houston	10
5t	Atlanta	10

2023 NFL Leaders Most Players to Appear in a Game

Rnk	Team	Players
1	Tennessee	64
2	Detroit	63
3	New Orleans	61
4t	Arizona	60
4t	New England	60
4t	Houston	60

THE FULL INJURY BREAKDOWN

Among players eligible to play in 2023 (weren't placed on IR prior to the start of the season), 13 have missed a combined 47 games this year.

Players Missing Games Due to Injury in 2023

Player	Gms
QB Kyler Murray (PUP)	6
LB Myjai Sanders (IR)	6
CB Garrett Williams (NFI)	6
S Budda Baker (IR)	5
DL L.J. Collier (IR)	5
OL Dennis Daley	5
DL Carlos Watkins (IR)	4
LB Josh Woods	3
RB Keaontay Ingram	2
DL Jonathan Ledbetter	2
RB James Conner (IR)	1
DL Lekki Fotu	1
S Jalen Thompson	1



SEASON ON PAUSE AS CONNER HEADS TO IR

A stellar season for RB James Conner is on pause as the two-time Pro Bowler was placed on IR last week following a knee injury suffered in Week 5.

A the time of his injury, Conner had rushed for 364 yards and two TDs on 68 carries (5.35 avg.). His 364 rushing yards were tied for eighth in the NFL through five weeks

NFL Leaders – Rushing Yards (Weeks 1-5)

Rnk	Player (Team)	Yards
1	RB Christian McCaffrey (SF)	510
2	RB De'Von Achane (Mia)	460
3	RB Zack Moss (Ind)	445
4	RB D'Andre Swift (Phi)	434
5	RB Travis Etienne Jr. (Jax)	396
6	RB Breece Hall (NYJ)	387
7	RB David Montgomery (Det)	371
8t	RB James Conner (AZ)	364
8t	RB Bijan Robinson (Atl)	364
10	RB Tony Pollard (Dal)	340



Among players with at least 50 carries, Conner's 5.35 rushing average was ranked fifth in the NFL in 2023.

NFL Leaders – Rushing Average (Weeks 1-5)

Rnk	Player (Team)	Avg	Yds	Att
1	RB Breece Hall (NYJ)	7.17	387	54
2	RB D'Andre Swift (Phi)	5.71	434	76
3	RB Bijan Robinson (Atl)	5.43	364	67
4	RB Raheem Mostert (Mia)	5.41	314	58
5	RB James Conner (AZ)	5.35	364	68

Conner ranked second in the NFL with five runs of 20+ yards. Just once in his career has he had more runs of 20+ yards in an entire season (9 in 2018).

2023 NFL Leaders

Runs of 20+ Yards (Week 1-5)

Rnk	Player (Team)	20+
1	RB De'Von Achane (Mia)	6
2	RB James Conner (AZ)	5
3t	RB Breece Hall (NYJ)	4
3t	RB Zack Moss (Ind)	4
5t	8 players tied	3

Conner 20+ Yard Runs by Season

Year	20+	Year	20+
2023	5	2019	2
2022	3	2018	9
2021	3	2017	1
2020	5		

WILSON BETTER THAN AN AVERAGE ROOKIE

Through six games, rookie WR Michael Wilson has 18 receptions for 317 yards (17.6 avg.) and two TDs. Among players with 15+ receptions this season, his 17.6 average ranks ninth in the NFL.



2023 NFL Leaders - Yards/Reception (Min. 10 Rec)

Rnk	Player (Team)	Avg.	Rec	Yds
1	Tyreek Hill (Mia)	19.4	42	814
2	Nico Collins (Hou)	18.9	29	547
3	Rashid Shaheed (No)	18.6	16	298
4t	D.J. Moore (Chi)	18.2	32	582
4t	Brandon Aiyuk (SF)	18.2	25	454
6t	Josh Reynolds (Det)	17.9	19	341
6t	George Pickens (Pit)	17.9	22	393
8	Cooper Kupp (LAR)	17.7	15	266
9	Michael Wilson (AZ)	17.6	18	317

Wilson's 317 receiving yards rank fifth among NFL rookies in 2023.

2023 NFL Rookie Leaders - Receiving Yards

Rnk	Player (Team)	Yds	Rec	Targets
1	WR Puka Nacua (LAR)	598	50	70
2	WR Zay Flowers (Bal)	367	35	48
3	TE Sam LaPorta (Det)	325	29	42
4	WR Tank Dell (Hou)	324	19	28
5	WR Michael Wilson (AZ)	317	18	22

A TRIUMPHANT RETURN TO THE BAY AREA

After starring collegiately at Stanford, Wilson made his return to the Bay Area in Week 4 and had the best game of his young NFL career. **He finished the contest vs. the 49ers with seven receptions for 76 yards and two TDs.**


In doing so, Wilson became just the fifth different Cardinals rookie WR in the last 51 years to have multiple TD receptions in a game.

Cards Rookie WRs w/ 2+ TDs in a Game (1973-23)

Player	Opponent	TDs
Michael Wilson	10/1/23 @ SF	2
John Brown	9/21/14 vs. SF	2
Larry Fitzgerald	12/26/04 @ Sea	2
Larry Fitzgerald	12/19/04 vs. LAR	2
Anquan Boldin	11/23/03 vs. LAR	2
Anquan Boldin	9/7/03 @ Det	2
Frank Sanders	10/8/95 @ NYG	2

ERTZ SURPASSES 700 CAREER CATCHES

After catching six passes against the 49ers in Week 4, TE Zach Ertz surpassed 700 receptions for his career. In NFL history, only two TEs reached the milestones in fewer games than Ertz (148).



NFL History - Fewest Games to 700 Receptions (TE)

Rnk	Player (Years)	Games
1	Travis Kelce (2013-21)	126
2	Jason Witten (2003-12)	145
3	Zach Ertz (2013-23)	148
4	Tony Gonzalez (1997-06)	154
5	Antonio Gates (2003-13)	158

Ertz reached 700 career receptions in 32 years, 325 days old. Only three TEs in NFL history reached the milestone at a younger age.

NFL History – Youngest to 700 Receptions (TE)

Rnk	Player (Years)	Age
1	Jason Witten (2003-12)	30 years, 133 days
2	Tony Gonzalez (1997-06)	30 years, 279 days
3	Travis Kelce (2013-21)	32 years, 89 days
4	Zach Ertz (2013-23)	32 years, 325 days
5	Antonio Gates (2003-13)	33 years, 159 days

ERTZ AT 122 STRAIGHT GAMES WITH A CATCH

With two catches last week in Los Angeles, Ertz now has at least one reception in 122 consecutive games. Only three players have longer active streaks.

NFL Leaders - Consecutive Games w/ Reception (Active)

Rnk	Player (Team)	Gms
1	WR DeAndre Hopkins (Ten)	151
2	TE Travis Kelce (KC)	148
3	WR Stefon Diggs (Buf)	125
4	TE Zach Ertz (AZ)	122
5	WR Davante Adams (LV)	120

ERTZ HAULS IN TD CATCH #46

Ertz hauled in his first TD catch of the season in Week 5 vs. Cincinnati, giving him 46 TD receptions in his career. Only two active tight ends have more. Ertz now has eight TD receptions as a member of the Cardinals, three of which have come in his last nine games played.

Active NFL Leaders – TD Receptions by Tight End

Rnk	Player (Team)	TD
1	Jimmy Graham (NO)	86
2	Travis Kelce (KC)	72
3	Zach Ertz (AZ)	46
4	Mercedes Lewis (Chi)	39
5	Mark Andrews (Bal)	37

WHITE LEADS THE WAY ON DEFENSE

Among the first players signed by the Cardinals in free agency this offseason was LB **Kyzir White**.

After spending his first four NFL seasons (2018-21) with the Chargers, White played last season in Philadelphia under then-defensive coordinator **Jonathan Gannon** and LBs coach **Nick Rallis**.

Named a team captain for the first time in his career in 2023, White has more than lived up to the honor.

In his first six games with the Cardinals, White has accumulated 55 tackles, an INT, 2.0 sacks, five tackles for loss, a pass defended and two QB hits.

ABOUT WHITE'S 1ST 6 GAMES

• **Joins Karlos Dansby (2013) as the only Cardinals players to have 50+ tackles, 2.0+ sacks and an INT through the first six games of a season.**

• **Joins Buffalo's Terrel Bernard as the only players in the NFL this season to have accomplished those numbers.**

• **In Week 3 win vs. Dallas recorded 14 tackles, an INT, a pass defended and a tackle for loss. With the Cardinals leading 28-16 with 3:00 remaining, White's INT of Cowboys QB Dak Prescott in the AZ end zone sealed the victory.**

• **Dating back to at least 1970, White joined S Budda Baker (14 tackles & INT vs. Seattle on 10/25/20) as the only Cardinals players to record at least 14 tackles and an INT in a single game.**



GARDECK AMONG NFC SACK LEADERS

LB **Dennis Gardeck** - who has been with the Cardinals since signing with the team as a rookie free agent out of Sioux Falls in 2018 - has been filling up the stat sheet this season.

In six games, Gardeck has 18 tackles, 4.0 sacks, six tackles for loss, six QB hits and a forced fumble. His 4.0 sacks, six tackles for loss and six QB hits all represent team highs.

Gardeck is one of only 10 defenders in the NFC to have at least 4.0 sacks in 2023.

2023 NFC Leaders - Sacks		
Rnk	Player (Team)	Sacks
1	Danielle Hunter (Min)	8.0
2	Haason Reddick (Phi)	5.5
3	Micah Parson (Dal)	5.0
4t	Aidan Hutchinson (Det)	4.5
4t	Montez Sweat (Was)	4.5
4t	Rashan Gary (GB)	4.5
4t	Carl Granderson (NO)	4.5
8t	Dennis Gardeck (AZ)	4.0
8t	Brian Burns (Car)	4.0
8t	Kayvon Thibodeaux (NYG)	4.0



Gardeck's sack of 49ers QB Brock Purdy in Week 4 gave him 12.0 sacks in his career. That is tied for the most in franchise history among players who entered the NFL undrafted.

Franchise History - Career Sacks by Undrafted Player

Rnk	Player (Years)	Sacks
1t	LB Dennis Gardeck (2018-)	12.0
1t	LB Ronald McKinnon (1996-04)	12.0
3	LB Paris Lenon (2010-12)	7.0
4	DE Fred Wakefield (2001-06)	6.5
5	DE Olsen Pierre (2017-18)	5.5

THOMPSON GETS PICK #6

The Cardinals selected S **Jalen Thompson** in the fifth round of the 2019 NFL Supplemental Draft out of Washington State. **He is the only current player in the NFL who entered the league through the Supplemental Draft.**

Playing alongside perennial Pro Bowl S **Budda Baker**, Thompson has made his own claim as one of the top safeties in the NFL.

Over the last three seasons (2021-23), only All-Pro safeties Derwin James and Minkah Fitzpatrick have more tackles among NFL DBs.

Most Tackles Among NFL DBs (2021-23)

Rnk	Player (Team)	Tkl
1	Minkah Fitzpatrick (Pit)	261
2	Derwin James (LAC)	257
3	Jalen Thompson (AZ)	255
4	Harrison Smith (Min)	242
5	Kevin Byard (Ten)	241

Thompson was off to a solid start in 2023 before an injury suffered in Week 5 sidelined him for last week's game in Los Angeles.

In his first five games this season, Thompson totaled 26 tackles, two passes defended, an INT and two tackles for loss through. Against the Giants in Week 2 he tallied seven tackles, a tackle for loss, an INT and a pass defended. His INT return covered a career-long 35 yards.

His second quarter INT of Giants QB Daniel Jones marked the sixth of Thompson's career. **After recording one INT in his first 29 career games, Thompson has five in his last 30 games played.**



WALLACE STEPS IN - AND STEPS UP

Claimed over waivers by the Cardinals just prior to the start of the regular season, S **K'Von Wallace** stepped into the lineup and has proved a pivotal part of Arizona's defense - in particular the job he has done stepping in for injured star S **Budda Baker**.

In six games played this season (five starts), Wallace has recorded 43 tackles, a tackle for loss, an INT and four passes defended.

WALLACE 2023 QUICK FACTS

• **His 43 tackles in 2023 have already nearly doubled his previous career high for a single season (22 in 2022 with Philadelphia).**

• **His four passes defended have doubled his previous career high (2 in 2022).**

• **His INT vs. Cincinnati in Week 5 (coming in his 50th career game) was the first of his career.**



COLLINS MAKES A MOVE IN YEAR THREE

Following two years on the inside, LB **Zaven Collins** has moved outside in year three. Collins served as an ILB in his first two seasons (2021-22) with the Cardinals who selected him in the first round (16th overall) of the 2021 draft. He is now starting at OLB.

Based on the early results, the move has suited Collins just fine. Through six games he has 13 tackles, 2.5 sacks, an INT, three QB hits, two tackles for loss, a pass defended and a fumble recovery.

Collins first full sack playing OLB came in Week 3 vs. Dallas, when he took down Cowboys QB Dak Prescott for an 11-yard loss in the first quarter. He had another sack in Week 5 vs. Cincinnati, taking down QB Joe Burrow.

In his first-ever game at OLB in Week 1 at Washington, Collins totaled two tackles, an INT and a fumble recovery. He became the first Cardinal since 2016 (DB Justin Bethel) to have an INT and a fumble recovery in the same game.

COLLINS HAS SOLID YEAR IN 2022

In 2022, Collins made an enormous leap playing inside. **In 16 games played, he finished third on the team with 100 tackles (63 solo) while adding 2.0 sacks, an INT (returned for a TD), 11 tackles for loss, four QB hits, a forced fumble and six passes defended.**

Collins was one of just five players in the NFL with 100+ tackles, 6+ passes defended and 10+ tackles for loss in 2022.



CARDS LOSE BAKER TO INJURED RESERVE

Last month, the Cardinals placed S **Budda Baker** on injured reserve due to a hamstring injury. Baker missed Arizona's last five games and is eligible to return this week.

"We've all got to rally around," head coach **Jonathan Gannon** said of Baker. "You're never going to replace a Budda Baker, but we've got guys that we feel comfortable getting the job done and playing winning football for us."

WHAT THE CARDS ARE MISSING WITHOUT BUDDA

• Voted a team captain for the fourth consecutive year (2020-23) and earned his fifth Pro Bowl as a starter (fourth consecutive at safety) in 2022. Became just the third player in Cardinals history to receive at least five Pro Bowl nods in his first six NFL seasons joining Patrick Peterson (6) and Ollie Matson (6).

• Over the last seven seasons (2017-23), leads all NFL DBs in total tackles (637) and solo tackles (457). His 637 total tackles are 52 more than the player who ranks second on the list (Kevin Byard - 585).

• Led the team with 111 tackles in just 15 games, adding seven passes defended, two INTs, two QB hits and a fumble recovery in 2022.



A NEW GM IN THE DESERT

On January 16, the Cardinals announced the hiring of **Monti Ossenfort** as the team's general manager.

Ossenfort came to Arizona with 21 years of NFL experience (2002-22). That includes 15 with the New England Patriots and the past three as Director of Player Personnel with the Tennessee Titans.

During his time in New England, Ossenfort helped the Patriots win four Super Bowl titles and earn seven Super Bowl appearances overall. In 21 total NFL seasons, his teams earned postseason berths 16 times.

"It was critically-important for us to find the right person to lead us as General Manager and there is no doubt in my mind that we have that in Monti Ossenfort," said Cardinals owner Michael Bidwill. "He possesses every attribute of a successful GM – passion, leadership, intelligence, work ethic – and his extensive experience has clearly prepared him for this role. We could not be more thrilled to have Monti and his family joining the Cardinals."

Over the course of his 15 seasons with New England, Ossenfort served as the Director of College Scouting (2014-19), Assistant Director of College Scouting (2011-13), National Scout (2008-10), Area Scout (2006-07) and a Personnel Assistant (2003).

The 44-year old Ossenfort started his tenure in the NFL with Minnesota as a training camp intern in 2001 and worked with the Texans as a pro personnel intern in 2002. After spending 2003 with the Patriots, Ossenfort returned to Houston where he spent two seasons (2004-05) with the Texans as a pro and college scouting assistant. He rejoined the Patriots in 2006 where remained through the 2019 season.

Ossenfort was a four-year letterman and two-year starter at quarterback for the University of Minnesota-Morris and graduated from the school in 2000 with a degree in Economics and Management. He later earned a master's degree in Business Administration and Sports Management from Ohio University.

A native of Luverne, MN, Ossenfort and his wife, Shannon, have three daughters, Emery, Finley and Landry.



ROSTER FACTS & FIGURES

Below is a breakdown of the Cardinals active roster:

• The Cards have added **21** veteran free agents, **7** of their own 2023 draftpicks, **1** 2023 Miami draftpick and **2** rookie free agents that were not with the team at any point last season. In all, 31 of the 52 players (59.6%) on the current roster were not with the Cardinals during the 2022 season.

• OL **D.J. Humphries** (2015) and LS **Aaron Brewer** (2016) are the most tenured players on the Cardinals roster.

• The Cardinals oldest player is K **Matt Prater** (39 years old) and the team's youngest player is rookie LB **BJ Ojulari** (21). *At 39 years old (born 8/10/84), the only active NFL players older than Prater are Jets QB Aaron Rodgers (39 - born 12/2/83) and Bears TE Mercedes Lewis (39 - born 5/19/84).*

• The average age on the Cardinals Week 1 roster was 26.9 years old. Arizona's Week 1 roster featured just five players age 30+, compared to 12 such players on the Week 1 roster in 2022.

• Arizona's roster features the only active player in the NFL who entered the league through the Supplemental Draft (**S Jalen Thompson**) and 19 players who entered the NFL as undrafted free agents.

Player Count - By Position

The Cardinals current roster consists of:

Position	Players
Linebackers	11
Offensive Line	10
Defensive Line	5
Wide Receivers	5
Safeties	5
Cornerbacks	4
Tight Ends	4
Running Backs	3
Specialists	3
Quarterbacks	2



• Arizona started the 2023 campaign with 11 rookies on the active roster. ***It marked just the second time (12 in 2019) in the last 20 seasons (2004-23) that the Cardinals had at least 11 rookies on the Week 1 roster.***

TRADES HIGHLIGHT OSSENFORT'S FIRST OFFSEASON

Ossenfort has kept busy in his first offseason as the Cardinals GM, particularly when it comes to trades. Dating back to the 2023 NFL Draft, he has executed seven trades: four draft-day trades and three more during training camp/preseason.

Those transactions netted QB Josh Dobbs and six picks in the 2024 NFL Draft.

A LOOK INSIDE OSSENFORT'S FIRST DRAFT

Ossenfort executed four trades in the first three rounds of this year's draft.

Arizona entered the draft with eight selections and the team used only three of those original picks (#168, #180, #213) - including one (#168) - that was traded to Detroit in round one only to be acquired back by Arizona in day two.

Cardinals Trades During 2023 NFL Draft

1st Round (Houston)

AZ traded down with the Texans, giving up picks #3 and #105
AZ acquired picks #12, #33 and 2024 1st and 3rd round picks

1st Round (Detroit)

AZ traded up with the Lions, giving up picks #12, #34 and #168
AZ acquired picks #6 (Johnson) and #81

2nd Round (Tennessee)

AZ traded down with the Titans, giving up picks #33 and #81
AZ acquired picks #41 (Ojulari), #72 (Williams) and a 2024 3rd round pick

3rd Round (Detroit)

AZ traded down with the Lions, giving up pick #96
AZ acquired picks #122 (Gaines), #139 (Tune) and #168 (Pappoe)

Add in the picks acquired in the trades with the Giants, Texans and Browns in August and the Cardinals will enter the 2024 NFL Draft with 11 picks.

Cardinals Scheduled 2024 Draft Picks*

- 1st Round Pick
- 1st Round Pick (From Texans)
- 2nd Round Pick
- 3rd Round Pick
- 3rd Round Pick (From Texans)
- 3rd Round Pick (From Titans)
- 4th Round Pick
- 5th Round Pick
- 5th Round Pick (From Texans)
- 7th Round Pick (From Giants)
- 7th Round Pick (From Browns)

*Does not factor in potential compensatory picks



CARDS CAPTAINS

The Cardinals named six players to serve as team captains in 2023.

OFFENSE: OL D.J. Humphries / QB Kyler Murray / RB James Conner
DEFENSE: S Budda Baker / LB Kyzir White
SPECIAL TEAMS: LB Dennis Gardeck

Of the Cardinals six captains, five served in the role with Arizona last season: Murray, Humphries, Baker, Conner and Gardeck.

Murray, Baker and Gardeck are all serving as team captains for the fourth consecutive season.

Conner earned the honor for the second time in his career (2022) while White was named a team captain for the first time in his career.



A WELL-TRAVELED TEAM IN 2023

Arizona will travel a total distance of 25,126 miles for road games during the regular season, making the Cardinals one of seven teams in the NFL that will "travel around the world" at least once. A trip around the globe is 25,000 miles.

Teams With Most Miles Traveled in 2023

Rnk	Team	Miles	Division
1	Seattle	31,600	NFC West
2	San Francisco	29,958	NFC West
3	Miami	27,110	AFC East
4	L.A. Rams	26,332	NFC West
5	L.A. Chargers	26,102	AFC West
6	Baltimore	25,442	AFC North
7	Arizona	25,126	NFC West
8	Kansas City	24,156	AFC West
9	Tampa Bay	23,764	NFC South
10	New England	23,299	AFC East

The Cardinals cross 26 time zones this season. With the season kicking off at Washington in Week 1, Arizona covered over 4,500 miles.

The Cardinals have four games in the Eastern time zone in 2023: Week 1 @ Washington; Week 9 @ Cleveland; Week 13 @ Pittsburgh; Week 17 @ Philadelphia. It marks the sixth time in the last nine seasons (2015-23) Arizona has at least four games in the Eastern time zone.



GANNON TAKES THE REINS

- On Tuesday, February 14, the Cardinals announced **Jonathan Gannon** as the team's new head coach.
- The 40-year old Gannon came to the Cardinals after spending the past two seasons (2021-22) as the defensive coordinator for the Philadelphia Eagles.

Under Gannon, the Eagles boasted a top-10 defense in each of the past two seasons, ranking 2nd in total defense in 2022 (301.5 ypg) and 10th in the NFL in 2021 (328.8 ypg). Last season the Eagles also featured the NFL's top-ranked pass defense (179.8 ypg) and the league's 8th ranked scoring defense (20.2 ppg).

Just two days prior to being hired in Arizona, Philadelphia played in Super Bowl LVII at State Farm Stadium after finishing the regular season as the #1 seed in the NFC with a 14-3 record. The Eagles made the postseason in each year Gannon was the defensive coordinator.

- Has coached with three different teams (Eagles, Colts, Vikings) who have combined for six playoff berths in the last eight seasons.

MORE HIGHLIGHTS FROM PHILADELPHIA

In 2022, the Eagles easily led the NFL with a franchise single-season record 70 sacks in the regular season. No other team in the NFL had more than 55.

Philadelphia's 70 sacks in 2022 were the most by any team in a single season since the 1989 Minnesota Vikings (71). Combined with their eight sacks in the postseason, the Eagles 78 total sacks in 2022 were the third-most in NFL history behind only the 1984 (82 sacks) and 1985 Chicago Bears (80 sacks).

Since individual sacks became an official stat in 1982, Philadelphia became the first team ever to have four different players with 10.0+ sacks in a single season when they did so in 2022: Haason Reddick (16.0), Brandon Graham (11.0), Javon Hargrave (11.0) and Josh Sweat (11.0).

Between 2021-22, the Eagles defense led the NFL with 99 sacks, ranked 3rd in total defense (315.1 ypg), 3rd in pass defense (200.4 ypg), 6th in tackles for loss (168), tied for 4th in total return TDs (7) and interception return TDs (4) and tied for 10th in interceptions (29).

- In his first season with the Eagles in 2021, directed the NFL's 10th-ranked defense (328.8 ypg). Philadelphia had the 2nd-most defensive TDs (5) and allowed the 5th-fewest explosive plays (117) in the league, also finished 9th in opponent rushing yards per game (107.9) and opponent three-and-out percentage (33.1%).

GANNON'S BACKGROUND

- A Cleveland, OH native, Gannon has 15 years of experience in the NFL. Prior to working with the Eagles, he was the DBs/CBs coach with the Colts (2018-20) and the assistant DBs/quality control coach with the Vikings (2014-17) after working as a defensive assistant with the Titans (2012-13).

- Spent three seasons (2009-11) as a scout with the St. Louis Rams after beginning his NFL coaching career as a defensive assistant with the Atlanta Falcons in 2007.

- Played collegiately as a safety at Louisville and appeared in nine games as a red-shirt freshman in 2002 before suffering a career-ending hip injury in his first career start at Cincinnati.



ARIZONA'S COORDINATORS

PETZING LEADS THE OFFENSE

Drew Petzing is in his first season with the Cardinals and 10th in the NFL after being hired as Arizona's offensive coordinator in February. Prior to coming to AZ, Petzing spent three seasons (2020-22) with Cleveland, including last year as QBs coach.

- With the Browns in 2022, QB Jacoby Brissett started 11 games and completed 236-of-369 passes for 2,608 yards, 12 TDs and an 88.9 QB rating. Brissett's 63.9 completion percentage and 88.9 passer rating were both career highs.

- Prior to Cleveland, he spent six seasons (2014-19) coaching with Minnesota. As the Vikings WRs coach in 2019, WR Stefon Diggs set a then career-high with 1,130 receiving yards and finished 4th in the league that season with a 17.9-yard average on 63 receptions.

- Working with Kirk Cousins in 2018, the Vikings QB set a team record for completions (425), threw for the third-most passing yards (4,298), had the second-highest completion percentage (70.1) and recorded the fourth-highest passer rating (99.7) by a Viking in team history.



RALLIS TAKES THE REINS ON DEFENSE

Nick Rallis (RAW-liss) was hired as Arizona's defensive coordinator in February after spending the past two seasons (2021-22) coaching LBs in Philadelphia. Prior to working with the Eagles, Rallis spent three seasons (2018-20) with the Minnesota Vikings as defensive quality control/assistant linebackers coach.

- Having turned 30 on July 13th, he is the youngest coordinator in the NFL.

- Helped Eagles LB T.J. Edwards to a career season in 2022 as he finished with 159 tackles, 2.0 sacks, seven passes defensed, 10 tackles for loss and a fumble recovery. His 159 tackles ranked 7th in the NFL in 2022 and represented the highest single-season total for an Eagles defender since Byron Evans (175) in 1992.

- With the Vikings, Rallis coached LB Eric Kendricks who was selected to his first Pro Bowl and was named first-team All-Pro in 2019 after having a career-high and team-leading 110 tackles to go along with 12 passes defensed, tied for the most among NFL linebackers.



RODGERS STILL IN CHARGE OF SPECIAL TEAMS

Jeff Rodgers is in his sixth season with the Cardinals and fifth as the team's assistant head coach/special teams coordinator. He came to Arizona in January, 2018 as the team's special teams coordinator and added the title of assistant head coach in 2019.

- Rodgers is in his 20th NFL season after previously coaching special teams with Chicago (2015-17), Denver (2011-14), Carolina (2009-10) and San Francisco (2003-07).

- K Matt Prater had 137 points in 2021, the second-highest total in franchise history and tied for the fourth-highest total in the NFL that season. In just 30 games over two seasons (2021-22) under Rodgers, Prater connected on 12 FGs of 50+ yards, the second-most for any player in team history.

- P Andy Lee finished in the top-five in the NFL in punting average three times over the past five seasons (2018-22), including leading the league with a 48.6-yard average in 2018.



PHILLY "D" AMONG NFL'S BEST UNDER GANNON

One of the main factors in the Eagles reaching the Super Bowl last season was the performance of the team's defense under then-second year coordinator **Jonathan Gannon**.

A look at some of Philly's defensive rankings in 2022:



Eagles Defensive Rankings in 2022 (Regular Season)

Statistic	Total	NFL Rnk
Sacks	70	1 st
Tackles for Loss	97	1 st
Yards Allowed/Play	4.78	1 st
Passing Yards Allowed/Game	179.8	1 st
Passing Yards Allowed/Play	5.50	1 st
Yards Allowed/Game	301.5	2 nd
Opponent Passer Rating	81.6	3 rd
INT Return Touchdowns	2	t-3 rd
Games Allowing 20 Points or Fewer	11	t-3 rd
Takeaways	27	t-4 th
Interceptions	17	t-4 th
Forced Fumbles	15	t-4 th
Passes Defensed	85	t-4 th
Points Allowed/Game	20.2	t-7 th

TERRELL COORINATES PASS GAME

Drew Terrell is in his sixth season in the NFL and first with the Cardinals as passing game coordinator/WRs. He came to AZ after coaching WRs in Washington the past three years (2020-22).

- During his three-year (2020-22) tenure coaching receivers with the Commanders, guided WR Terry McLaurin to three consecutive 1,000+ yard receiving seasons and his first Pro Bowl selection in 2022.

- A Chandler, AZ native, Terrell attended Hamilton High School and received All-State honors as both a WR and punt returner. He helped the Huskies win three regional championships and two 5A Division I state titles.



ASSISTANT COACHING STAFF IN 2023



KLAYTON ADAMS - OFFENSIVE LINE

- 1st season with AZ and 5th NFL season, having spent the previous four years (2019-22) with the Colts.
- Prior to entering the NFL spent 14 seasons at the college level, including stops at Boise State, San Jose State and Colorado.



KENNY BELL - DIR., FOOTBALL STRATEGY

- 5th season with AZ and 5th NFL season, after joining the team in January 2019.
- Prior to entering the NFL, spent 10 seasons at the college level with Houston and Texas A&M and Texas Tech.



JASON BENGUCHE - ASST. STRENGTH

- 1st season with AZ and 8th NFL season, having spent seven seasons (2013-19) with the Panthers.
- Prior to arrival in Arizona, was the director of performance at Jet Performance Labs in Mooresville, NC from 2020-22.



RONALD BOOKER - DEF. QUALITY CONTROL

- 3rd season with AZ and 1st as defensive quality control coach. Spent last two years as team's defensive assistant.
- Spent two years (2020-21) as a Bill Walsh Coaching Fellow with Arizona before being hired full time in August, 2021.



CHRIS COOK - ASST. OFFENSIVE LINE

- 1st season with AZ and 2nd NFL season. Spent the 2022 season at Duke as an offensive analyst.
- Prior to his time with the Blue Devils, his first NFL coaching experience was with the Broncos in 2021 assisting the O-Line.



AUTREY DENSON - RUNNING BACKS

- 1st season with AZ and 5th NFL season, with his previous four years in the NFL coming as a player with the Dolphins, Bears & Colts.
- Former standout RB at Notre Dame who holds school record for rushing yards (4,318) and ranks 2nd in rushing TDs (43).



EVERETT GATHRON - ASST. STRENGTH

- 1st season with AZ and 1st NFL season, after spending the previous five seasons at Ohio State.
- Certified by the NSCA as CSCA and United States of America Weightlifting (USAW) as a Sports Performance Coach Level 1.



BLAINE GAUTIER - BILL BIDWILL FELLOWSHIP

- 1st season with AZ and 1st NFL season, having spent the previous eight seasons (2015-22) at the college level.
- Former QB at the Univ. of Louisiana (2009-12), where he threw for 4,159 yards and 32 TDs and rushed for 883 yards and 12 TDs.



DERRICK LEBLANC - DEFENSIVE LINE

- 1st season with AZ and 2nd NFL season, joined the Cardinals after serving as asst. D-Line coach with the Dolphins in 2022.
- Has over 22 years (2000-2022) of coaching experience, including 21 at the college level with LSU, Southern Miss and Arkansas.



EVAN MARCUS - HEAD STRENGTH

- 1st season with AZ and 17th NFL season. Has been a head strength coach with four NFL teams (AZ, Min, Mia, Atl).
- Began his college coaching career as an assistant strength and conditioning coach at Arizona State for two seasons (1991-92).



BUDDY MORRIS - SR. RECONDITIONING COOR.

- 10th season with AZ and 13th NFL season. Joined Cardinals in 2014.
- Worked with multiple future Hall of Famers and an Olympic gold medalist during his time at the University of Pittsburgh (1980-89, 1997-2001, 2007-10).



MARK NAYLOR - ASST. STRENGTH

- 4th season with AZ and 5th NFL season, after joining the team in 2020.
- Prior to the start of NFL coaching career, spent 14 seasons on the college level with stops at Ball State, Michigan and Eastern Kentucky.



WILLIAM PEAGLER - ASST. DEFENSIVE LINE

- 1st season with AZ and 1st NFL season, joined the Cardinals following 12 years at the college level.
- Coached TEs last season at the Univ. of Florida following two seasons (2020-21) as RBs coach at Michigan State.



JAY RAZZANO - COACHING ASSISTANT

- 2nd season with AZ and 2nd NFL season, after spending last year as assistant to the head coach.
- Father, Dave, is the GM of the Memphis Showboats of the USFL and was a longtime NFL scout.



ROB RODRIGUEZ - OUTSIDE LINEBACKERS

- 1st season with AZ and 6th NFL season. Spent five seasons (2015-19) as an asst. D-Line coach with the Minnesota Vikings.
- Prior to joining the Cardinals spent three seasons (2020-22) as the D-Line coach at Arizona State.



KYLE SAMMONS - SCIENCE COORDINATOR

- 1st season with AZ and 1st NFL season, after previously spending 7 seasons (2015-21) at the University of Washington.
- Began his career at the collegiate level at the University of Nevada and spent four seasons (2011-14) there in various roles.



BRANDON SCHWAB - ASST. TO HEAD COACH

- 1st season with AZ and came to the Cardinals with 14 years of NFL experience (1999-12) with the Rams, where he worked as both a coach and in the team's scouting department. Spent the last two years (2021) as DC at Milken Community College in L.A.



CONNOR SENGER - OFF. QUALITY CONTROL

- 2nd season with AZ and first as an offensive quality control coach after being promoted in 2023.
- Spent first season in AZ in 2022 as part of Bill Bidwill Coaching Fellowship, assisting with QBs.



SAM SEWELL - ASST. SPECIAL TEAMS

- 1st season with AZ and 1st NFL season. Joined the Cardinals following five years (2018-22) as RBs coach at Eastern Michigan.
- Two-year starter at Northern Colorado (2006-10) at TE, appearing in 31 games on special teams.



SAM SIEFKES - LINEBACKERS

- 1st season with AZ and 3rd NFL season. Spent last two years (2021-22) with the Vikings (off. quality control & asst. LBs).
- Prior to his time in Minnesota, served as defensive coordinator/ILBs coach at Wofford College (2018-20).



RYAN SMITH - CORNERBACKS

- 1st season with AZ and 1st NFL season. Came to the Cardinals following a year as CBs coach at Northwestern in 2022.
- Played CB at William & Mary (2010-13) appearing in 22 games with two CAA Academic All-Conference selections (2012-13).



BEN STEELE - TIGHT ENDS

- 1st season with AZ marks his 10th NFL season. Previously coach with Tampa Bay, Atlanta, Minnesota and lastly in Denver (2022).
- A former NFL TE, spent two seasons (2004-05) with the Packers appearing in 17 regular season games and one postseason contest.



SHEA THOMPSON - DIR. FOOTBALL PERFORMANCE

- 8th NFL season is his 1st with the Cardinals. Came to AZ following four years (2019-22) with the 49ers.
- Prior to entering the NFL with Cincinnati (2016), spent nine seasons (2007-15) at the college level with Nebraska, N. Illinois and Minnesota.



PATRICK TONEY - DEFENSIVE BACKS

- Following 11 seasons (2012-22) at the college level, begins his 1st season in AZ and 1st in the NFL.
- During his time in the college ranks coached the secondary, safeties, OLBs and also spent time as a defensive coordinator.



SPENCER WHIPPLE - PASS GAME SPECIALIST

- 5th season with AZ and 5th NFL season, after joining the team in 2019 as an offensive quality control coach.
- Began career on the college level, spending seven seasons (2012-18) at Pitt and UMass.



ISRAEL WOOLFORK - QUARTERBACKS

- 1st season with AZ and 2nd NFL season. Spent last season in Cleveland as asst. QBs coach under Drew Petzing.
- Three-year starter at Grand Valley State (2008-12) at WR, earning all-conference honors as a senior and was voted a team captain.

CARDINALS 2023 DRAFT CLASS HIGHLIGHTS

ARIZONA SELECTS NINE IN 2023

The Cardinals selected nine players in the 2023 NFL Draft, including seven who are on Arizona's active roster. Two picks - CB Garrett Williams and OL Jon Gaines II - are not on the active roster due to injuries.

Cardinals 2023 NFL Draft Picks

Rd	Overall	Name	Pos	College
1	6 th	Paris Johnson Jr.	OL	Ohio State
2	41 st	BJ Ojulari	LB	LSU
3a	72 nd	Garrett Williams+	CB	Syracuse
3b	94 th	Michael Wilson	WR	Stanford
4	122 nd	Jon Gaines II*	OL	UCLA
5a	139 th	Clayton Tune	QB	Houston
5b	168 th	Owen Pappoe	LB	Auburn
6a	180 th	Kei'Trel Clark	CB	Louisville
6b	213 th	Dante Stills	DL	West Virginia



+Reserve/NFI *Injured Reserve

The 2023 NFL Draft marked just the third time in the last 22 years (11 in 2019; 9 in 2013) the Cardinals had at least nine picks in a single draft.

OL PARIS JOHNSON JR. (ROUND 1)

• **First offensive lineman taken in the draft and the fourth offensive player behind QBs Bryce Young, C.J. Stroud and Anthony Richardson.**

• Taken #6 overall by the Cardinals, **became the highest-drafted offensive lineman out of Ohio State since Orlando Pace was picked #1 overall by the Rams in 1997.**

• **Graduated from Ohio State in less than three years, earning a degree in Journalism.** An All-American on the field, he was also a credentialed member of the media while working for the school newspaper, The Lantern. Johnson has also learned to speak Mandarin Chinese and Portuguese.

• **Played in 31 games in three seasons (2020-22) at Ohio State, starting 26 consecutive games over his final two years. He was a 13-game starter at RG in 2021 and started all 13 games at LT in 2022. He played five games at guard as a true freshman.**

• **As a junior in 2022, earned unanimous first-team All-American honors.**



LB BJ OJULARI (ROUND 2)


• Last name pronounced "oh-joo-LARR-ee".

• **Selected nine picks earlier than his brother - Giants LB Azeem Ojulari - was taken by New York in the second round (50th overall) of the 2021 NFL Draft. The brothers will face off when Arizona hosts the Giants in Week 2 of the regular season.**

• A first-team All-SEC selection as a junior in 2022, Ojulari started 24-of-34 games played in three seasons (2020-22) at LSU and totaled 129 tackles, 25.0 tackles for loss, 16.5 sacks, two forced fumbles and two passes defended.

• **A permanent captain, was awarded the prestigious #18 jersey for LSU as a junior in 2022.**

• Descendant of Nigerian royalty. His maternal grandfather was Olaniyi Osuntoki, who later changed his name to Prince Twins Seven-Seven (he was the sole survivor of his parents' seven sets of twins). In the late 1890s, Prince Twins Seven-Sevens' grandfather was the King of Ibadan, a city in southwestern Nigeria.



CB GARRETT WILLIAMS (ROUND 3a)

• Began the 2023 season on Reserve/NFI list and his practice window opened two weeks ago.

• Spent four seasons (2019-22) at Syracuse where he appeared in 32 games (28 starts) and had 152 tackles, 9.5 tackles for loss, 2.0 sacks, four INTs (one returned for a TD) and 27 passes defended.

• **A three-time All-ACC selection and Freshman All-American (2020), led the ACC in passes defended in both 2020 and 2021.**

• In 2021, was an All-ACC selection after starting 10 games and totaling 52 tackles, an ACC-leading 10 passes defended and five tackles for loss.

• **During his redshirt freshman season in 2020, recorded his first college INT when he picked off a Trevor Lawrence pass and returned in 39 yards for a TD. It was the first pick-six surrendered by Lawrence.**



WR MICHAEL WILSON (ROUND 3b)

• Spent five years (2018-22) at Stanford, where he appeared in 39 games (30 starts) and totaled 134 receptions for 1,662 yards (12.4 avg.) and 11 TDs.

• **A two-time honorable-mention All-Pac-12 selection (2020, 2022), was limited to six games played in 2022, but posted 16 receptions for 418 yards and four TDs, averaging career high for receiving yards per game (69.7) and receiving average (16.1).**

• **Four-time member of the Pac-12 All-Academic Honor Roll (2019, 2020, 2021, 2022), graduated from Stanford with a master's degree in Communication and Media Studies in 2022 and a bachelor's degree in Management Science and Engineering, Finance, and Decision in 2021.**

• **In Arizona, is being mentored by passing game coordinator/WRs coach Drew Terrell, who played WR at Stanford from 2009-12.**



QB CLAYTON TUNE (ROUND 5a)

• **During his five years (2018-22) with the Cougars, was a three-time team captain and played in 47 games (44 starts), completing 956-of-1,497 pass attempts (63.9%) for 11,994 yards and 104 TDs. He also rushed for 1,248 yards and 15 TDs on 412 carries.**

• **He left Houston ranked second in school history in career TD passes (104) and TDs responsible for (119), third in completions (956) and fourth in victories (25).**

• In his final two years at Houston (2021-22), led the Cougars to a 20-7 record and **was named the MVP of the Birmingham Bowl (2021 vs. Auburn) and Offensive MVP of the Independence Bowl (2022 vs. Louisiana).**

• **As a junior in 2021, Tune led Houston to an 12-2 record, marking just the third season of 12+ wins in school history.**



LB OWEN PAPPOE (ROUND 5b)

• **A two-time team captain and 2022 Butkus Award semifinalist, started all 41 games played at Auburn dating back to his true freshman season in 2019.**

• Finished his college career with 256 tackles, 15.0 tackles for loss, 8.0 sacks, two INTs, nine passes defended, three forced fumbles and a fumble recovery.

• **Despite his size (6-0, 225) is an exceptional athlete. Ran the fastest 40-yard dash time (4.39 seconds) of all linebackers at the 2023 NFL Combine. In fact, the only LB in Combine history to run the 40-yard dash faster was Shaq Griffin (4.38) in 2018.**

• **Graduated from Auburn in December of 2022 with a bachelor's degree in Exercise Science.**



CB KEI'TREL CLARK (ROUND 6a)

• After spending his freshman season (2018) at Liberty University, **played his final three seasons (2020-22) at Louisville where he was a two-time All-ACC selection who started 28-of-31 games played and recorded 127 tackles, five INTs (one returned for a TD), 28 passes defended, 9.5 tackles for loss, a sack and two fumble recoveries (one returned for a TD).**

• **Scored TDs on both takeaways in 2022. Clark had his first college TD on a 59-yard fumble return vs. Pittsburgh. The following week vs. Wake Forest, he returned an INT 46 yards for a TD.**



DL DANTE STILL (ROUND 6b)

• In his five years (2018-22) with the Mountaineers, started 26-of-58 games played and totaled 138 tackles, 52.5 tackles for loss, 23.5 sacks, an INT, five passes defended, six forced fumbles, two fumble recoveries and two blocked kicks.

Stills West Virginia Highlights:

- **Played school-record 58 career games (36 starts)**
- **Set school career record in tackles for loss (52.5)**
- **Ranks #4 in school history in career sacks (23.5)**



CARDINALS HAVE NEW UNIFORMS IN 2023



In April, the Cardinals unveiled new uniforms that the team is wearing this season.

The new uniforms were designed in collaboration with Nike in a process that spanned over three years. It began in late 2019 before being interrupted by COVID-19 a short time later and then re-starting. The end result is a product that is world-class in terms of both performance and aesthetics.

The Nike Vapor Field Utility Special Edition (F.U.S.E.) uniforms combine leading edge fabric technology with a precision fit. The stretch woven body fabric of Nike Vapor F.U.S.E. is made with at least 85% recycled nylon. Lightweight with superior breathability and mobility, it is also the first football uniform to meet Nike Dri-FIT standards for thermal regulation and airflow.

In terms of appearance, the sleek, new Cardinals uniforms feature three different styles:

HOME UNIFORM

The team's home uniform consists of red jerseys with matching red pants. The jersey features white, perforated twill numbers accented by silver, kiss cut framis material.

Sewn-in twill lettering spells out the "Arizona" wordmark that spans the front and a white thermoplastic polyurethane (TPU) Cardinals birdhead adorns the upper back. Embroidered in white lettering on the inside back of the red jersey's neckline is the phrase "Protect the Nest."



ALTERNATE BLACK UNIFORM

Also unveiled were the team's alternate uniforms that closely resemble the design of the road ones except that they are black from head to toe rather than white.

Like the white road uniform, the alternate black one also features red perforated numerals - though outlined in silver material - and its sleeves are also adorned with the same red and silver stripes and Cardinals wordmark. Similarly the black pants feature red and silver framis stripes down each side, identical to the white ones.



AWAY UNIFORM

On the road, the Cardinals will sport an all-white look from head to toe. Red perforated twill numerals outlined in black pop from the white jersey. In an homage to past Cardinals uniforms, its sleeves feature a pair of red framis stripes surrounding a single silver one with the Cardinals wordmark printed on it.

The upper back of the jersey features a three-color TPU Cardinals birdhead while the inner back neckline is embroidered with "Bird Gang" in red. The uniform's all-white pants are interrupted only by red and silver framis stripes down each side that mimic the stripes on the jersey's sleeves.



HELMET RE-DESIGN

Capping off the new look for the Cardinals is a re-designed helmet. Its white shell gets a subtle silver sparkle from Large Texas Flakes. This complements a new silver facemask that replaces the previous gray one. The helmets front and rear "bumpers" feature rubberized, 3-D Cardinals wordmarks in red.

The Cardinals logo on each side of the helmet is now larger and updated with digital shading and a metallic sheen. The white helmet accompanies the home and road uniforms while a black helmet is paired with the alternate black uniform.



ELEVATING A FRANCHISE

Owner **Michael Bidwill** has been steering the Cardinals organization for nearly two decades. His leadership during that time has been instrumental in transforming the franchise both on and off the field.

Highlights of Bidwill's tenure:

- Michael continues a tradition of Bidwill ownership of the Cardinals that dates back to his grandfather, Hall of Famer Charles Bidwill, who purchased the team in 1933.
- Of the franchise's seven all-time postseason wins, five have come during Michael's tenure leading the organization. Arizona has played in 10 postseason contests over the last 16 seasons, after having appeared in just seven total playoff games prior.
- Arizona has appeared in the NFC Championship Game twice since 2008 including a victory in the 2008 conference title game that led to the franchise's first-ever Super Bowl appearance (Super Bowl XLIII).
- With an 11-6 record in 2021, the Cardinals reached 11+ wins in a season for the sixth time in franchise history. Three of those six 11-win campaigns came with Michael leading the team: 13 in 2015, 11 in 2014, 11 in 2021.
- Among Bidwill's most substantial accomplishments with the Cardinals is the creation of State Farm Stadium. The world-class venue has not only been critical for the franchise but has also resulted in over \$5 billion in economic impact for the state of Arizona.
- On February 12, 2023, State Farm Stadium hosted its third Super Bowl when a record 115 million viewers watched Super Bowl LVII. State Farm Stadium also hosted Super Bowls XLII (following 2007 season) and XLIX (following 2014 season).
- In addition to his role in helping Arizona land three Super Bowls, Michael was also instrumental in getting the 2015 Pro Bowl moved to State Farm Stadium; played a week before Super Bowl XLIX, the two events combined to deliver a record economic impact of \$720 million to the region.
- Since State Farm Stadium opened in 2006, the Cardinals have sold out 167 games at the venue (every non-pandemic game played there).
- In 2022, the Cardinals made their first-ever appearance on *Hard Knocks*, television's most acclaimed sports reality franchise. Arizona was the second team to be featured on *Hard Knocks In Season*, which documented the second half of the Cardinals 2022 campaign in real time.
- In January of 2016, the National Football Foundation (NFF) and College Hall of Fame inducted Bidwill and Governor Doug Ducey into the NFF Leadership Hall of Fame.



Cardinals Under Michael Bidwill (2007-Present)

Statistic	Totals
Postseason Record	5-5
Regular Season Home Record	70-59-2
Postseason Home Record	4-0
Overall Home Record (RS + Postseason)	74-59-2
Seasons with .500 Record or Better	10
Seasons with 10+ Wins	5
Postseason Berths	5
Best Regular Season Record	13-3
Division Titles	3
Conference Championship Games	2
Super Bowl Appearances	1

GAUTIER IS 6TH BIDWILL FELLOWSHIP HIRE

In March, the Cardinals announced the addition of Blaine Gautier (GO-chay) to the coaching staff as the newest participant in the **Bill Bidwill Coaching Fellowship** program.

ABOUT THE BILL BIDWILL COACHING FELLOWSHIP: The Cardinals established the *Bill Bidwill Coaching Fellowship* prior to the 2015 season. Gautier is the sixth individual to participate in the program, which is designed to increase diversity and create additional opportunities for coaching experience at the highest level. The three most recent participants advanced from the fellowship to full-time assistant coach positions – two on the Cardinals coaching staff and one - Jordan Hogan - is a member of the 49ers staff.

Long-time Cardinals owner **Bill Bidwill**, who passed away in 2019, was at the forefront of providing opportunities to individuals regardless of race or gender. In 2010, he was honored with the Fritz Pollard Alliance's Paul "Tank" Younger Award for promoting diversity in the NFL. In 1978, Adele Harris became the first African American female executive in the NFL when she was hired as the Cardinals director of community relations. In 1981, Bidwill hired attorney Bob Wallace, making him the first African American to handle contract negotiations for an NFL club. In 2004, the Cardinals became the first NFL team to have an African American general manager/head coach duo in Graves and Dennis Green.

18TH SEASON AT STATE FARM STADIUM

The Cardinals are in their 18th regular season at State Farm Stadium. Arizona earned its first home win of the 2023 season with their 28-16 victory over the Dallas Cowboys in Week 3. Arizona next plays at home in Week 8 when they host the Baltimore Ravens.

A LOOK AT CARDINALS OPPONENTS AT STATE FARM STADIUM IN 2023

- Of the Cardinals eight home games at State Farm Stadium, six come vs. teams that made the playoffs last season.
- The eight teams posted a combined 77-57 (.574) record last season.
- Of the seven teams to win 12+ games in 2022, four will visit State Farm Stadium during the 2023 season.



Cardinals Remaining Home Games at State Farm Stadium (2023)

Week	Opponent	2022 Highlights
8	Baltimore	10-7 record; earned Wild Card berth
10	Atlanta	7-10 record
12	L.A. Rams	5-12 record
15	San Francisco	13-4 record; NFC West title; NFC Championship berth
18	Seattle	9-8 record; earned Wild Card berth

A LOOK AT CARDS SUCCESS IN FIRST 17+ SEASONS AT STATE FARM STADIUM

Arizona has had significant success since moving into State Farm Stadium in 2006, including some of the best seasons in franchise history. Below is a look at the Cardinals results in their first 17+ years at State Farm Stadium compared to 18 seasons at Sun Devil Stadium.

Overall Comparison Statistic	17+ seasons at State Farm Stadium	18 seasons at Sun Devil Stadium
Sellouts	167 (excluding 2020)	12
Regular Season Home Record	73-65-2	64-80
Home Win %	.529	.444
Postseason Record	5-4	1-1
Postseason Home Record	4-0	0-0
Postseason Berths	5	1
Division Titles	3	0
Conference Championship Games	2	0
Super Bowl Appearances	1	0

IT GETS LOUD IN THERE

Dating back to the inaugural year at the venue in 2006, Cardinals opponents have accumulated 213 accepted false start penalties in the regular season. That is the most for any home team in the NFL during that span.



NFL Leaders

Opponent False Start Penalties in a Home Stadium (2006-23)

Rnk	Home Team	FS	Stadium
1	Cardinals	213	State Farm Stadium
2	Seahawks	205	Lumen Field
3	Titans	198	Nissan Stadium
4	Eagles	184	Lincoln Financial Field
5	Broncos	178	Empower Field at Mile High

BETMGM SPORTSBOOK AT STATE FARM STADIUM

Last year, the Cardinals and BetMGM debuted the first sportsbook at an NFL stadium. The BetMGM Sportsbook at State Farm Stadium is a two-story, 17,000-square-foot entertainment destination featuring state-of-the-art sports wagering amenities, concert-hosting facilities, a gourmet grille and bar and a variety of screens to watch games.


"We are proud and thrilled to be the NFL's first team to offer its fans this type of unprecedented amenity and innovative experience," Cardinals owner **Michael Bidwill** said at the opening. "The BetMGM Sportsbook at State Farm Stadium gives us a chance to engage current and potential fans on a year-round basis in a fun, entertaining and responsible way."



Located on The Great Lawn, the BetMGM Sportsbook at State Farm Stadium operates on both event and non-event days, offering guests a massive 265-square-foot video wall, 38 TVs and indoor-and-outdoor dining options.

Throughout the year, the BetMGM Sportsbook at State Farm Stadium serves as an outdoor music and comedy concert amphitheater, hosting events for audiences gathered on The Great Lawn.

ZACH ERTZ - AT A GLANCE



- Selected by Philadelphia in the second round (35th overall) of the 2013 NFL Draft, Ertz was acquired by Arizona in a trade with the Eagles in Week 6 of the 2021 season.
- A three-time Pro Bowl selection (2017-19), has appeared in 150 games (112 starts) during the regular season with 706 receptions for 7,415 yards and 46 TDs. Also has 12 games with 100+ receiving yards.
- In eight career playoff games (six starts), has 36 receptions for 381 yards and two TDs.
- Caught game-winning TD in Super Bowl LII that gave the Eagles a 38-33 lead with just over two minutes left in regulation.
- In just 27 games with the Cardinals, already ranks fourth in franchise history in receptions (127) and fifth in receiving yards (1,148) among TEs.

NFL LEADER

- Dating back to his first season in 2013, ranks second in receptions (706) and receiving yards (7,415) and fourth in TD receptions (46) and 100-yard receiving games (12) among TEs.

NFL HISTORY

- His 706 receptions rank eighth in NFL history among TEs. From 2013-22, his 682 receptions were the fourth-highest total in NFL history by a TE through his first 10 seasons trailing only Travis Kelce (814), Jason Witten (806) and Tony Gonzalez (721).
- In NFL history, the only TEs to reach 700 receptions in fewer games than Ertz (148) were Travis Kelce (126) and Jason Witten (145).
- Set the NFL single-season record for receptions by a TE with 116 catches in 2018, surpassing the mark of Jason Witten (110 in 2012).
- Playing his first game with Arizona in Week 7 vs. Houston, caught a 47-yard TD reception. Combined with his five-yard TD catch in Week 6 in his final game with Philly, became the first player in NFL history with a TD reception in back-to-back games in a season for two different teams.
- Ertz (6) joins Tony Gonzalez (14), Jason Witten (9), Travis Kelce (8) and Antonio Gates (6) as the only TEs in NFL history with at least six seasons of 70+ receptions.
- Ertz (7) joins Tony Gonzalez (14), Jason Witten (12), Antonio Gates (10), Shannon Sharpe (9) and Travis Kelce (9) as the only TEs in NFL history with at least seven seasons of 700+ receiving yards.

AMONG NFL'S MOST PROLIFIC TIGHT ENDS

Since entering the NFL as a second round (35th overall) pick by the Eagles in the 2013 NFL Draft, Ertz has developed into one of the most prolific TEs in NFL history.

Below is a look at some of his achievements from his first 10 NFL seasons.

SIX SEASONS WITH 70+ RECEPTIONS

Ertz is one of just five TEs in NFL history to have at least six seasons of 70+ receptions in their career.

NFL History – Seasons w/ 70+ Receptions by TE

Rnk	Player (Years)	70+
1	Tony Gonzalez (1997-2013)	14
2	Jason Witten (2003-20)	9
3	Travis Kelce (2013-)	8
4t	Zach Ertz (2013-)	6
4t	Antonio Gates (2003-18)	6

Ertz (6) joins Kelce (8), Gonzalez (7) and Witten (7) as the only TEs in NFL history with 70+ catches at least six times in their first 10 seasons.

SEVEN SEASONS WITH 700+ RECEIVING YARDS

Ertz is one of just six TEs in NFL history to have at least seven seasons of 700+ receiving yards in their career.

NFL History – Seasons w/ 700+ Receiving Yards by TE (All-Time)

Rnk	Player (Years)	700+
1	Tony Gonzalez (1997-2013)	14
2	Jason Witten (2003-20)	12
3	Antonio Gates (2003-18)	10
4t	Shannon Sharpe (1990-2003)	9
4t	Travis Kelce (2013-)	9
6	Zach Ertz (2013-)	7

Ertz (7) joins Kelce (9), Witten (9), Gates (8), and Gonzalez (8) as the only TEs in NFL history with 700+ receiving yards at least seven times in their first 10 seasons.



A SEASON OF MILESTONES IN 2022

TE Zach Ertz was among the Cardinals top offensive weapons in 11 games with the team in 2021 - after he was acquired in an October trade with the Philadelphia Eagles.

He was even better in 2022 before a knee injury cut his season short after 10 games. At the time of his injury, Ertz ranked second in the NFL among TEs with 47 receptions.



NFL Tight End Leaders - Receptions (Thru Week 10)

Rnk	Player (Team)	Rec
1	Travis Kelce (KC)	63
2	Zach Ertz (AZ)	47
3	Tyler Higbee (LAR)	44
4	Dallas Goedert (Phi)	43
5t	Mark Andrews (Bal)	42
5t	T.J. Hockenson (Min)	42

The 2022 season was one of many milestones for Ertz.

Week 3 vs. the Rams: Became the third-youngest TE in NFL history to reach 650 career receptions.

NFL History – Youngest TEs to 650 Receptions

Rnk	Player (Years)	Age
1	Jason Witten (2003-11)	29 years, 170 days
2	Tony Gonzalez (1997-06)	30 years, 195 days
3	Zach Ertz (2013-22)	31 years, 319 days
4	Travis Kelce (2013-21)	32 years, 12 days
5	Antonio Gates (2003-13)	33 years, 89 days

Only two TEs in NFL history reached 650 receptions in fewer games.

NFL History – Fewest Games to 650 Receptions (TE)

Rnk	Player (Years)	Games
1	Travis Kelce (2013-21)	117
2	Jason Witten (2003-11)	133
3	Zach Ertz (2013-22)	137
4	Tony Gonzalez (1997-06)	144
5	Antonio Gates (2003-13)	149

Week 4 at Carolina: Joined Kansas City's Travis Kelce as the only active TEs at the time with 7,000+ career receiving yards.

Active NFL Leaders - Receiving Yards (Tight End)

Rnk	Player (Team)	Yds
1	Travis Kelce (KC)	10,690
2	Jimmy Graham (NO)	8,514
3	Zach Ertz (AZ)	7,415
4	George Kittle (SF)	5,470
5	Mercedes Lewis (Chi)	5,092

Week 5 vs. Philadelphia: Playing against his former team, passed Hall of Famer Ozzie Newsome (662) for eighth place on the NFL's all-time list for career receptions by a TE.

NFL History - Receptions by Tight End (Career)

Rnk	Player (Years)	Rec	To Pass
1	Tony Gonzalez (1997-13)	1,325	620
2	Jason Witten (2003-20)	1,228	523
3	Antonio Gates (2003-18)	955	260
4	Travis Kelce (2013-)	850	145
5	Shannon Sharpe (1990-03)	815	110
6	Greg Olsen (2007-20)	742	37
7	Jimmy Graham (2010-)	714	9
8	Zach Ertz (2013-)	706	-
9	Ozzie Newsome (1978-90)	662	-
10	Rob Gronkowski (2010-21)	621	-

A CATCH VS. ALL 32 TEAMS

After catching six passes vs. the Eagles in Week 5 last season, Ertz has at least one reception vs. all 32 NFL franchises. He joins LAC's Gerald Everett as the only active TE to accomplish the feat.

ERTZ MAKING FAST RISE UP CARDS ALL-TIME LISTS

Despite having played just 27 games with the Cardinals the past three seasons, Ertz already ranks fourth in franchise history in receptions (127) and fifth in receiving yards (1,148) among TEs.

Franchise Record – Receptions by TE (Career)

Rnk	Player (Years)	Rec	Gms
1	Jackie Smith (1963-77)	480	198
2	Doug Marsh (1980-86)	167	92
3	Freddie Jones (2002-04)	144	48
4	Zach Ertz (2021-)	127	27
5	Rob Awalt (1987-89)	114	44
6	Rob Housler (2011-14)	105	55

Franchise Record – Receiving Yards by TE (Career)

Rnk	Player (Year)	Yds	Gms
1	Jackie Smith (1963-77)	7,918	198
2	Doug Marsh (1980-86)	2,140	92
3	Rob Awalt (1987-89)	1,340	44
4	Freddie Jones (2002-04)	1,301	48
5	Zach Ertz (2021-)	1,148	27
6	Rob Housler (2011-14)	1,133	55
7	Jay Novacek (1985-89)	1,054	63
8	Jermaine Gresham (2015-18)	1,030	58
9	J.V. Cain (1974-77)	1,014	55
10	Greg LaFleur (1981-86)	673	77



ANOTHER LONG SCORE FOR MOORE

Entering Arizona's Week 3 matchup vs. Dallas, WR Rondale Moore had two career TDs - on receptions that covered 77 and 38 yards. **He now has a third long-distance TD on his resume, this one coming on the ground. Early in the second quarter vs. the Cowboys, Moore gave Arizona a 15-3 lead with a 45-yard TD run.**

Moore's three career TDs have all gone for 35+ yards and covered 160 total yards (53.3-yard average).

Moore Career TDs

Opponent	Distance	Type
9/24/23 vs. Dallas	45 yards	Rushing
10/30/22 @ Minnesota	38 yards	Receiving
9/19/21 vs. Minnesota	77 yards	Receiving

Moore finished the day with four receptions for eight yards and three carries for 54 yards and a TD. His four catches gave him 103 catches in 25 career games, joining Anquan Boldin (16 games), Christian Kirk (22 games) and Larry Fitzgerald (23 games) as just one of four Cardinals since at least 1970 to reach 100 career receptions in 25 career games or fewer.



RONDALE RUNS FOR 40+ AGAIN

In the Cardinals Week 3 victory over the Dallas Cowboys, WR Rondale Moore posted his first career rushing TD on a 45-yard run in the second quarter.

In Week 5 against the Bengals, Moore had a 41-yard run on a direct snap. In doing so, he became the first WR in Cardinals history to have multiple runs of 40+ yards in his career.

Moore is the first NFL WR with multiple runs of 40+ yards in a single season since Cordarrelle Patterson (47, 43 yards) in 2017.

Moore now owns two of the seven longest runs by a WR in franchise history.

Franchise History - Longest Run by WR

Rnk	Player	Dist	Opponent
1t	J.J. Nelson	56t	12/11/16 @ Mia
1t	Bobby Joe Conrad	56t	9/27/59 vs. Was
3	John Gilliam	48t	11/16/70 @ Dal
4	Rondale Moore	45t	9/24/23 vs. Dal
5	Roy Green	44t	12/6/81 vs. NO
6	Dave Williams	43	9/29/68 @ NO
7	Rondale Moore	41	10/8/23 vs. Cin



MOORE BECOMES A THREAT OUT OF THE BACKFIELD

In his first two NFL seasons (2021-22) combined, Moore had 71 rushing yards on 24 carries (2.9 avg.) in 22 games played.

In six games this season, he has rushed for 112 yards and a TD on just 11 carries (10.2 avg.). His 112 rushing yards lead all NFL WRs in 2023.

2023 NFL Leaders - Rushing Yards by WR

Rnk	Player (Team)	Yds	Att	Avg.
1	Rondale Moore (AZ)	112	11	10.2
2	Deebo Samuel (SF)	95	18	5.3
3	KaVontae Turpin (Dal)	66	6	11.0
4	Derius Davis (LAC)	61	4	15.3
5	Laviska Shenault Jr. (Car)	55	12	4.6

MCBRIDE FLASHES

Cardinals TE Trey McBride saw his production increase in the latter part of last season.

The 2021 John Mackey Award winner **had just four total receptions for 38 yards in his first nine games played in 2022. Then his production spiked.**

In his last seven games in '22, McBride hauled in 25 passes for 227 yards and a TD. He had at least three receptions in five of the last six games.

In 2022, McBride had:

- **More receptions in his last four games (17) than he had in his first 12 (12).**
- **Nearly three-times as many receiving yards in the last four games (191) as he had in the first 12 (74).**
- **McBride had his best game of the season in Week 17 at Atl when he hauled in his first TD and set season highs in receptions (7) and receiving yards (78).**

McBride has at least one reception in 14 consecutive games dating back to Week 10 of 2022. He and Zach Ertz (122 straight games) are one of two TE tandems with active streaks of 10+ games with a catch (Chiefs TEs Travis Kelce - 148 games and Noah Gray - 19 games). **McBride led the team with 62 receiving yards on four receptions last week against the Rams.**



HOLLYWOOD LEADS THE WAY

Acquired via trade during the first round of the 2022 NFL Draft, WR Marquise Brown played 12 games (10 starts) in his first season with the Cardinals and led the team in receptions (67) and ranked second in receiving yards (709) while adding three TD catches. **Through Week 6 in 2023, Brown leads the team in receptions (29), receiving yards (334) and TD catches (3).**

Brown was off to the best start of his career in 2022 missing five games due to injury. **In his first six games played prior to the injury, Brown led the team in receptions (43), receiving yards (485) and TD receptions (3).**

Only two players in franchise history had more receptions through the first six games of a season than Brown had in 2022 (43).

Franchise Record

Receptions Thru 1st 6 Games (Season)

Rnk	Player (Year)	Rec
1t	DeAndre Hopkins (2020)	47
1t	J.T. Smith (1989)	47
3t	Marquise Brown (2022)	43
3t	Larry Fitzgerald (2015)	43
3t	Larry Centers (1996)	43

At the time of his injury, Brown's 43 receptions ranked fifth in the NFL and his 485 receiving yards ranked seventh.

In Week 3 vs. the Rams in 2022, Brown had a career-high 14 receptions for 140 yards. In addition to setting a career high for the fourth year pro, it also tied for the second-highest single-game total in franchise history.

Franchise Record - Receptions (Single-Game)

Rnk	Player	Rec	Opponent
1	Sonny Randle	16	11/4/62 at NYG
2t	Marquise Brown	14	9/25/22 vs. LAR
2t	DeAndre Hopkins	14	9/13/20 at SF
2t	Anquan Boldin	14	9/23/07 at Bal
5t	7 times	13	Last - Larry Fitzgerald, 9/25/17 vs. Dal



AZ FEATURES A DEEP THREAT IN BROWN

On the first day of the 2022 NFL Draft, the Cardinals sent their first-round pick (#23 overall) to the Baltimore Ravens in exchange for WR Marquise "Hollywood" Brown and the Ravens '22 third-round pick (#100 overall).

Baltimore's first round pick (25th overall) in the 2019 NFL Draft, **Brown has 291 receptions for 3,404 yards and 27 TDs in 64 games (57 starts) in his career. His 27 TDs are the 3rd-most among 2019 draft picks.**

Since he entered the league in 2019, only five players in the NFL have more TD receptions of 20+ yards than Brown (14). Only six have more TD catches of 40+ yards than Brown (7).



NFL Leaders TD Catches of 20+ Yds (2019-)

Rnk	Player (Team)	TDs
1	Tyreek Hill (Mia)	24
2	A.J. Brown (Phi)	19
3t	Mike Evans (TB)	18
3t	Davante Adams (LV)	18
5	Tyler Lockett (Sea)	15
6	Marquise Brown (AZ)	14
7t	3 Players Tied	13

NFL Leaders TD Catches of 40+ Yds (2019-)

Rnk	Player (Team)	TDs
1	Tyreek Hill (Mia)	18
2	A.J. Brown (Phi)	11
3t	Stefon Diggs (Buf)	9
3t	Ja'Marr Chase (Cin)	9
5t	Tyler Lockett (Sea)	8
5t	Mike Williams (LAC)	8
7t	Marquise Brown (AZ)	7*

*Tied with 3 Other Players

THE RELATIONSHIP RUNS DEEP

WR Marquise Brown received his nickname "Hollywood" during his time at the University of Oklahoma. It was with the Sooners that Brown met - and became best friends with - Cardinals QB Kyler Murray.

Brown and Murray played together with the Sooners for two seasons (2017-18), including in 2018 when Brown had 75 receptions for 1,318 yards and 10 TDs. That season, Brown led the nation in receptions of 40+ yards (11), 50+ yards (7) and 60+ yards (4) and Murray won the Heisman Trophy.

They were both selected in the first round of the 2019 NFL Draft - Murray #1 overall to Arizona and Brown #25 overall to Baltimore. Even though they were not playing together, the two continued to work out together in the offseason.

"In college you go through more with your quarterback than in the NFL," Brown said of the tight bond. "Me and Kyler, we got in together, we were on the 'B' squad against the starting defense (at Oklahoma) to all the way to both of us playing."



MATT PRATER - AT A GLANCE



- A two-time Pro Bowl selection (2013; 2016), Prater joined the Cardinals in 2021 after 14 seasons with the Lions (2014-20), Broncos (2007-13) and Falcons (2007).
- Has made 385-of-461 FG attempts (83.5%) and 562-of-578 PATs (97.2%) in his 239 career games after entering the league as an undrafted rookie free agent with Detroit in 2006.
- Leads all active NFL players with 1,717 career points. In 2023, became just the 19th player in NFL history – and the only active player – to reach 1,700 career points.
- Holds NFL records for most PATs in a single season (75), career FGs of 50+ yards (74), consecutive made FGs of 50+ yards (14), consecutive FG conversions of 55+ yards (seven) and previously held the league record for the longest FG made (64 yards). Prater (3) joins Brett Maher (3) as the only players in NFL history with multiple made FGs of 62+ yards.
- Has made 74-of-99 FG attempts from 50+ yards and his 74.7% success rate is the best in NFL history (min. 40 attempts). His seven career FGs of 59+ yards are the most in NFL history as are his nine seasons with at least five made FGs of 50+ yards.
- In just 36 games played in three seasons (2021-23) with Arizona, ranks second in franchise history with 15 made FGs of 50+ yards - trailing only Neil Rackers (16 in 100 games played).
- In Cardinals history, a player has had at least five made FGs of 50+ yards in a season four times, and Prater is responsible for two of those campaigns (7 in 2021; 5 in 2022).

• In his first season with Arizona in 2021, established a franchise record and tied his career high with seven made FGs of 50+ yards during the regular season, including a franchise record 62-yarder in Week 2 vs. Minnesota (tied his own record Week 3 of 2023 vs. Dallas). In the Wild Card matchup vs. the Rams, connected on the longest FG (55 yards) in franchise postseason history.

• Ended the 2021 season with 137 total points (30 FG, 47 PAT), the second-highest single-season total in franchise history. It was his 11th career season with 100+ points, the most among active players.

• Holds the franchise record for longest FG with Arizona (62 yards, twice), Denver (64) and Detroit (59, twice).

• Has connected on all 16 game-winning FG attempts with two minutes or less remaining in the fourth quarter and OT (11-of-11 in regulation and 5-of-5 in OT). Most recent game-winner came with Detroit when he connected on a 59-yarder as time expired to give the Lions a 30-27 victory vs. Washington in Week 10 of the 2020 season.

• Named Special Teams Player of the Month four times and Special Teams Player of the Week 15 times, trailing only Adam Vinatieri (19) for the most Special Teams Player of the Week awards in NFL history. Prater is the only player in NFL history to win the award three times with three different teams (Denver - 7, Detroit - 5, Arizona - 3).

PRATER DIGS THE LONG BALL

K Matt Prater ended the first half of the Cardinals Week 3 victory over the Cowboys with a 62-yard FG, tying his own record for the longest FG in franchise history. He also had a 62-yarder vs. Minnesota on 9/19/21.

Last week in Los Angeles, Prater hit a 55-yard FG in the first quarter. It was the 19th FG of 55+ yards in franchise history - and the seventh that belongs to Prater. No other player in franchise history has more than three.

Franchise Record – Longest Field Goal

Rnk	Player	Dist	Opponent
1t	Matt Prater	62	9/24/23 vs. Dal
1t	Matt Prater	62	9/19/21 vs. Min
3	Jay Feely	61	10/14/12 vs. Buf
4	Chandler Catanzaro	60	9/25/16 at Buf
5t	Matt Prater	57	1/1/23 at Atl
5t	Zane Gonzalez	57	9/13/20 at SF
5t	Phil Dawson	57	11/26/17 vs. Jax
8t	Matt Prater	56	12/25/22 vs. TB
8t	Zane Gonzalez	56	9/13/20 @ SF
8t	Chandler Catanzaro	56	12/11/16 @ Mia
11t	Matt Prater	55	10/15/23 @ LAR
11t	Matt Prater	55	12/18/22 @ Den
11t	Matt Prater	55	10/3/21 @ LAR
11t	Zane Gonzalez	55	12/30/18 @ Sea
11t	Jay Feely	55	12/12/10 vs. Den
11t	Neil Rackers	55	10/24/04 vs. Sea
11t	Neil Rackers	55	10/24/04 vs. Sea
11t	Greg Davis	55	9/17/95 @ Det
11t	Greg Davis	55	12/19/93 @ Sea



Last week's FG against the Rams was Prater's 21st made FG of 55+ yards in his career. That is tied for the most in NFL history.

NFL History - FGs of 55+ Yards

Rnk	Player	FGs
1t	Matt Prater (2007-)	21
1t	Greg Zuerlein (2012-)	21
3	Justin Tucker (2012-)	18
4t	Sebastian Janikowski (2000-18)	14
4t	Jason Myers (2015-)	14

PRATER ONE OF JUST TWO IN NFL HISTORY WITH 3 FGs OF 60+

There have been just 15 made FGs of at least 62 yards in NFL history. Prater - who owns the second-longest FG in NFL history (64 yards) - has three. He joins LAR's Brett Maher (3) as the only kickers in league history with multiple FGs of 62 yards or longer.

NFL History - Longest Made Field Goal

Rnk	Player (Team)	Dist	Opponent
1	Justin Tucker (Bal)	66	9/26/21 at Detroit
2	Matt Prater (Den)	64	12/8/13 vs. Tennessee
3t	Brett Maher (Dal)	63	10/20/19 vs. Philadelphia
3t	Graham Gano (Car)	63	10/7/18 vs. NY Giants
3t	David Akers (SF)	63	9/9/12 at Green Bay
3t	Sebastian Janikowski (Oak)	63	9/12/11 at Denver
3t	Jason Elam (Den)	63	10/25/98 vs. Jacksonville
3t	Tom Dempsey (NO)	63	11/8/70 vs. Detroit
9t	Matt Prater (AZ)	62	9/24/23 vs. Dallas
9t	Matt Prater (AZ)	62	9/19/21 vs. Minnesota
9t	Harrison Butker (KC)	62	10/16/22 vs. Buffalo
9t	Brett Maher (Dal)	62	10/13/19 at N.Y. Jets
9t	Brett Maher (Dal)	62	12/9/18 vs. Philadelphia
9t	Stephen Gostkowski (NE)	62	11/19/17 at Oakland
9t	Matt Bryant (TB)	62	10/22/06 vs. Philadelphia

SUCCESS WEEK IN AND WEEK OUT

Prater has been named Special Teams Player of the Month four times and Special Teams Player of the Week 15 times, trailing only Adam Vinatieri (19) for the most "Special Teams Player of the Week" awards in NFL history by a kicker.

Prater's career Special Teams Player of the Week Awards:

Date	FG	PtS
vs. Tampa Bay (10/5/08)	3-3	10
vs. New York Giants (11/26/09)	4-4	14
vs. Chicago (12/11/11)	2-3	7
vs. Oakland (9/30/12)	3-3	13
vs. Tennessee (12/8/13)	3-3	15
at Minnesota (11/6/16)	3-3	10
vs. Minnesota (11/24/16)	3-3	10
at New Orleans (12/4/16)	5-5	16
vs. Arizona (9/10/17)	1-1	5
at Green Bay (12/30/18)	1-1	7
at Arizona (9/27/20)	4-4	14
vs. Washington (11/15/20)	3-3	12
at Cleveland (10/17/21)	3-3	13
at Dallas (1/9/22)	4-4	13
vs. Dallas (9/24/23)	3-3	10



Three of Prater's Special Teams Player of the Week Awards have come as a member of the Cardinals. He was named NFC Special Teams Player of the Week twice in 2021 (Weeks 6 and 17) and once in 2023 (Week 3).

CLUTCH WHEN IT COUNTS

Prater has connected on all 16 of his game-winning FG attempts (with two minutes or less remaining in the fourth quarter and OT). He is a perfect 11-of-11 in regulation and 5-of-5 in OT. His most recent game-winner came as a member of the Lions when he connected on a 59-yarder as time expired to give Detroit a 30-27 victory vs. Washington in Week 10 of the 2020 season.

Prater's career game-winning FGs (with two minutes or less remaining in the fourth quarter and OT):

Date	Yds	Final Score
vs. New England (10/11/09)	41	20-17
at Miami (10/23/11)	52	18-15
at San Diego (11/27/11)	37	16-13
at Minnesota (12/4/11)	23	35-32
vs. Chicago (12/11/11)	51	13-10
at Dallas (10/6/13)	28	51-48
at Atlanta (10/26/14)	48	22-21
vs. Chicago (10/18/15)	27	37-34
at Indianapolis (9/11/16)	43	39-35
vs. Philadelphia (10/9/16)	29	24-23
vs. Los Angeles Rams (10/16/16)	34	31-28
vs. Minnesota (11/24/16)	40	16-13
at Chicago (11/19/17)	52	27-24
at Tampa Bay (12/10/17)	46	24-21
at Arizona (9/27/20)	39	26-23
vs. Washington (11/15/20)	59	30-27





QUARTERBACKS

Joshua Dobbs – Has completed 123-of-196 pass attempts (62.8%) for 1,215 yards and six TDs in six starts this season. His 81% completion percentage in Week 3 marked the 7th-lowest in a single game in franchise history (min. 20 atts.). Also had a 69-yard pass and a 44-yard rush vs. Dal becoming just the second player in franchise history to have a pass of 60+ and a rush of 40+ in a game. Seven-year NFL veteran who Arizona acquired in a trade with Cleveland on 8/24/23.

Clayton Tune – Arizona's fifth-round (139th overall) draft choice out of Houston. Played 47 games (44 starts) and completed 956-of-1,497 pass attempts (63.9%) for 11,994 yards and 104 TDs with the Cougars.

RUNNING BACKS

Emari Demercado – Scored his first career TD (11-yard run) in Week 4 vs. the Bengals. Undrafted rookie out of TCU where he had 338 career carries for 1,615 yards and 10 TDs.

Keaontay Ingram – Selected by Arizona in the sixth round (201st overall) in 2022 out of USC. Had a career-high 40 rushing yards on 10 carries last week at LAR.

Tony Jones Jr. – Joined Arizona off waivers on 10/9/23 after starting his career with New Orleans (2020-23). Scored the first two TDs of his career this season in Week 2 with NO.

TIGHT ENDS

Zach Ertz – Eleven-year NFL veteran, three-time Pro Bowler (2017-19) and first-team All-Pro (2018). His 706 career receptions rank eighth in NFL history among TEs. Is just nine receptions away from passing Jimmy Graham for seventh. Has caught a pass in 122 straight games.

Elijah Higgins – Entered the NFL as a sixth round draft choice by the Dolphins in 2023 out of Stanford. Was claimed off of waivers by Arizona on 8/30/23. Led Stanford in 2022 in receptions (59) and receiving yards (704).

Trey McBride – Has 12 catches for 141 yards in 2023. Had a season-high 62 receiving yards on four catches last week at LAR. Appeared in 16 games (13 starts) and had 29 catches for 265 yards as a rookie in 2022 out of Colorado State.

Geoff Swaim – Signed with AZ on 7/25/23. A nine-year NFL veteran who has played 92 career games (59 starts) with the Cowboys (2015-18), Jaguars (2019), Titans (2020-22) and Cardinals (2023). Has 102 career receptions for 774 yards.

WIDE RECEIVERS

Marquise Brown – Played three seasons (2019-21) in Baltimore before being acquired by Arizona in a draft-day trade in 2022. Leads the team in receptions (29), receiving yards (334) and TD catches (three) in 2023. Has caught 27 TD passes in his career, only two 2019 draft picks have more TD catches (A.J. Brown - 37, DK Metcalf - 37).

Greg Dortch – Has returned 10 punts for 81 yards and three kicks for 60 yards in 2023. Set career-highs in receptions (52) and receiving yards (467) with the Cardinals in 2022 after appearing in 16 games (four starts).

Rondale Moore – Had a 41-yard rush in Week 4 vs. Cin and a 45-yard TD run in Week 3 vs. Dal, giving him two of the seven longest rushes by a WR in franchise history. Also became just the fourth Cardinals WR since at least 1970 to have 100+ catches in his first 25 career games in Week 3.

Zach Pascal – Has 169 receptions for 2,047 yards and 16 TDs over 87 games played (46 starts) with Indianapolis (2018-21), Philadelphia (2022) and Arizona (2023).

Michael Wilson – Had seven catches for 76 yards and two TDs in Week 4 at San Francisco becoming the third Cardinals

rookie in the last 20 years to catch multiple TD passes in a game. His 317 receiving yards are the fifth-most among rookies in 2023. Selected by Arizona in the third-round (94th overall) in 2023 out of Stanford.

OFFENSIVE LINE

Kelvin Beachum – Selected by Pittsburgh in the seventh round (248th overall) in 2012 and has started 147 of 152 games played with the Steelers (2012-15), Jaguars (2016), Jets (2017-19) and Cardinals (2020-23). Only player to start every game on offense for Arizona in 2022.

Trystan Colon – Claimed off waivers by Arizona from the Jets on 8/30/23. Made his AZ debut 11 days later at Washington. Has appeared in all six games this season. Spent first three NFL seasons with Baltimore (2020-22) where he appeared in 20 games, including three starts at RG and one at C.

Dennis Daley – Joined AZ as a free agent after four seasons with the Panthers (2019-21) and Titans (2022) where he appeared in 51 games (36 starts). Helped pave the way for Derrick Henry to rush for 1,538 yards in 2022, the second-most in the NFL. Made Cards debut last week at LAR.

Hjalte Froholdt – Part of an offensive line that did not allow a sack in Week 2 against the Giants. Native of Denmark who entered the NFL as a fourth-round draft choice (118th overall) by New England in 2019. Has appeared in 34 games (nine starts) in five seasons with NE (2019-20), Cleveland (2021-22) and Arizona (2023). Has started every game in 2023.

Will Hernandez – Part of an offensive line that blocked for 222 yards in Week 3 vs. Dal, the most by the team in a single game since 2020. A second-round pick by the Giants in 2018, signed with Arizona as a free agent in the 2022 offseason. Started all 19 games he has appeared in at RG for AZ.

D.J. Humphries – Cardinals first-round pick (24th overall) in 2015 out of Florida, has started all 89 NFL games played, including all 79 at LT since 2016. Longest tenured Cardinal.

Keith Ismael – Joined Arizona via waivers on 8/30/23. Appeared in 18 games (five starts) over his first two seasons in the NFL (2020-21) with Washington before spending the 2022 season on the 49ers practice squad. Made his AZ debut in Week 2 vs. NYG and saw action the following three weeks.

Paris Johnson Jr. – Cardinals first-round pick (6th overall) in 2023 out of Ohio State. Appeared in 31 games (26 starts) for OSU and earned unanimous first-team All-American honors as a junior in 2022. His father, Paris Sr., was a fifth-round pick by AZ in 1999. Has started at RT in the all six games.

Carter O'Donnell – Claimed off of waivers on 9/4/23 after three seasons (2020-22) between the Colts active roster and practice squad. Native of Red Deer, Alberta, Canada.

Elijah Wilkinson – Has appeared in 72 games (42 starts) with Denver (2017-20), Chicago (2021), Atlanta (2022) and Arizona (2023). Started each of his first six games with Arizona. Helped block for a 1,000-yard rusher in four of his six seasons in the NFL, including each of his first three years.

SPECIALISTS

Aaron Brewer – Has played 104 games with AZ, the most of any active Cardinal. Entered the league with the Broncos as a rookie free agent and has played 168 regular season and nine playoff games with Denver (2012-15) and Arizona (2016-23).

Blake Gillikin – Signed with the team on 10/3. Has seven punts for 353 yards (50.4 avg.) in 2023. Spent the last two seasons (2021-22) with NO and totaled 160 punts, 61 of which he placed inside the 20-yard line, for 7,527 yards (47.0 avg.).

Matt Prater – Two-time Pro Bowler (2013, 2016) and active NFL leader in career points (1,717). Holds the NFL record for FGs of 50+ yards (74). Joined Arizona in 2021 after 14 seasons with the Lions, Broncos and Falcons. Ranks 18th all-time in NFL history in career points and 16th in career FGs.

DEFENSIVE LINE

Leki Fotu – Selected by the Cardinals in the fourth round (114th overall) of the 2020 NFL Draft. Has appeared in 50 games (17 starts) for Arizona. Sacked Commanders QB Sam Howell in Week 1, marking the 2nd sack of his career.

Jonathan Ledbetter – Originally signed with Miami as a rookie free agent in 2019, has played in 20 NFL games (seven starts) with the Dolphins (2019-20) and Cardinals (2021-23). Matched career highs in tackles (6) and sacks (1.0) in Week 1. Has started all four games he's appeared in this season.

Roy Lopez – Tempe, AZ native who had 67 tackles, 2.0 sacks and 10 TFLs in 33 games (29 starts) with the Texans in his first two NFL seasons (2021-22) after being selected by Houston in the sixth round (195th overall) in 2021. Had three tackles in his Cardinals debut at San Francisco in Week 4.

Dante Stills – Had two TFLs, including an eight-yard sack of Joe Burrow, in his second career start in Week 4 vs. Cin. Sixth-round pick (213th overall) in 2023 out of West Virginia. Left campus as WVU's all-time leader in TFLs (52.5) and a four-time All-Big 12 honoree (two-time first-team selection). Is the fourth member of his family to play in the NFL.

Kevin Strong – Five-year NFL veteran who's appeared in 42 games with Detroit (2019-21), Tennessee (2021-22) and Arizona (2023). Has started the last four games for Arizona where he's made 11 tackles, including two sacks. Has had a sack in each of the last two weeks after having just one sack in his first 40 games.

LINEBACKERS

Krys Barnes – Began his career as an undrafted free agent with Green Bay in 2020. Has appeared in 41 games (26 starts) and totaled 202 tackles over four seasons with the Packers (2020-22) and Cardinals (2023). Has played in all six games (two starts) for Arizona this season.

Zaven Collins – Selected by the Cardinals in the first round (16th overall) in 2021 out of Tulsa. Set career highs with 100 tackles, 2.0 sacks, 11.0 TFLs and six passes defensed in 2022. Had an INT and a fumble recovery in Week 1, becoming the first Cardinal to do so in a game since 2016. Sacked QB Joe Burrow for a seven-yard loss in Week 4 vs. Cin.

Victor Dimukeje – Selected by Arizona in the sixth round (210th overall) in 2021 out of Duke. Has played in all six games (three starts) this season. After not having a sack in his first two seasons, has 3.5 in 2023.

Dennis Gardeck – Named a Pro Bowl alternate (special teams) in 2019 and 2022. Selected as a team captain each of the last four seasons (2020-23). Signed by Arizona as an undrafted free agent out of Sioux Falls in 2018. Had his fourth career multi-sack game and an FF in Week 1.

Jesse Luketa – Made the first start of his NFL career at FB in Week 5 vs. Cincinnati. Has four tackles through five games this season. Selected by Arizona in the seventh round (256th overall) in 2022 out of Penn State. A native of Ottawa, Ontario, saw action in seven games as a rookie.

BJ Ojulari – Cardinals second-round pick (41st overall) in 2023 out of LSU. Saw action in 34 games (24 starts) in three years at LSU (2020-22). Totaled 129 tackles and 16.5 sacks in his time as a Tiger. Brother is New York Giants LB Azeem Ojulari. Has appeared in all six games this season.

Owen Pappoe – Cardinals fifth-round pick (168th overall) in 2023 out of Auburn. Started all 41 games he appeared in and racked up 256 tackles with the Tigers. Was just the fourth player in program history to be a two-time captain. Has seen action in five games as a rookie.

Cameron Thomas – A third-round pick (87th overall) out of San Diego State, played in all 17 games and had 18 tackles and 3.0 sacks as a rookie in 2022. Scored his first career

TD when he recovered a QB Sam Howell fumble in Week 1. Brother, Zach, plays offensive line for the Rams.

Ezekiel Turner – Signed with Arizona as an undrafted rookie free agent out of Washington in 2018. Has blocked two punts and notched 51 special teams tackles in 70 career games. Led the team with nine tackles in Week 4 at San Francisco.

Kyzir White – Selected in the fourth round (119th overall) by LAC in 2018. Began his career with L.A. (2018-21), before spending last season in Philadelphia with Head Coach Jonathan Gannon and following him to Arizona in free agency. Named a team captain for the first time in 2023. One of two NFL players in 2023 with 50+ tackles, 2.0 sacks and an INT.

Josh Woods – Originally entered the NFL as an undrafted free agent with Chicago in 2018. Has appeared in 57 games and produced 41 tackles on defense (three for loss) as well as 33 tackles on special teams in five seasons with Chicago (2019-21), Detroit (2021-22) and Arizona (2023). Had six tackles (one for loss) last week against the Rams.

DEFENSIVE BACKS

Joey Blount – Signed with the team on 9/18 and was promoted to the active roster on 10/3. Forced a fumble on special teams last week at LAR. Spent his rookie season with Seattle where he recovered a fumble and had eight special teams tackles. Originally signed with the Seahawks as an undrafted rookie free agent out of Virginia in 2022.

Andre Chachere – Had five tackles in his third start with Arizona last week in Los Angeles. Set a career-high two passes defensed in Week 2 against the Giants. San Jose State product who spent the previous two seasons with the Eagles where he appeared in 23 games (one start) and had 12 tackles on defense and eight on special teams.

Kei'Trel Clark – Selected by Arizona in the sixth round (180th overall) in 2023 out of Louisville. Earned All-ACC honors twice with the Cardinals. Had 10 tackles and two passes defensed in his third NFL start in Week 3 vs. Dallas joining Budda Baker as one of two AZ rookies to have 10+ tackles and two passes defensed in a game since at least 1999.

Antonio Hamilton Sr. – Eight-year NFL veteran. Has appeared in 89 games (11 starts) with the Raiders (2016-17), Giants (2018-19), Chiefs (2020) and Cardinals (2021-23). Had his first career INT in a 2022 win over the Saints.

Qwuantrezz Knight – Joined Arizona's active roster from San Francisco's practice squad where he spent his rookie season (2022). Finished his college career at UCLA where he earned second-team All-Pac-12 honors in 2021. Has appeared in three games since joining Arizona.

Starling Thomas V – Made his NFL debut in Week 4 vs. Cincinnati and saw time at CB last week. Entered the NFL as an undrafted rookie free agent with Detroit before being claimed off of waivers by Arizona on 8/30/23. Earned first-team All-Conference USA honors as a senior at UAB in 2022.

Jalen Thompson – Selected by Arizona in the fifth-round of the 2019 NFL Supplemental Draft out of Washington State. Ranked second on the team with 109 tackles in 2022, marking his second consecutive season with 100+ stops. Had a career-long 35-yard INT return in Week 2 vs. New York.

K'Von Wallace – Claimed off waivers by Arizona on 8/30/23 after three seasons with Philadelphia (2020-22). Appeared in 45 games (seven starts) with the Eagles and recorded 52 tackles as well as 12 tackles on special teams. Had his first career INT in Week 4 in his 50th career game as he intercepted Joe Burrow in the third quarter vs. the Bengals.

Marco Wilson – Selected by Arizona in the fourth-round (136th overall) in 2021 out of Florida. Has started 32-of-34 games played. Had two INTs of Buccaneers QB Tom Brady in Week 16 of 2022. Led the team in INTs (3) and passes defensed (10) in 2022.

CARDINALS GAME SUMMARIES



WEEK 1

Arizona Cardinals 16, Washington Commanders 20

64,693 ■ FedExField ■ Sep 10, 2023



Arizona Cardinals	3	10	3	0	—	16
Washington Commanders	7	3	0	10	—	20

The Cardinals traveled to Washington to not only open the 2023 regular season but also usher in a new era in team history. It marked the first game under first-year head coach Jonathan Gannon and general manager Monti Ossenfort as well as the Cardinals debut for 22 players, most notably starting QB Joshua Dobbs in his first game action with the club. Playing at times in both brilliant sunshine and a driving rain, Arizona took advantage of six sacks and three takeaways to claim a 16-10 lead early in the third quarter. However, the Commanders converted two second half fumbles into points and emerged with a 20-16 week 1 victory.

Washington opened the scoring on the game's third series when Sam Howell's 8-yard TD pass to WR Brian Robinson put the hosts up 7-0; the drive was aided by two personal fouls flagged against AZ along with a 37-yard defensive pass interference penalty. The Cards answered with their own scoring drive as Dobbs completions to WRs Hollywood Brown and Rondale Moore covered 29 and 31 yards, respectively and set-up Matt Prater's 28-yard FG. LB Zaven Collins halted the next Commanders' drive with an INT off Howell that set the AZ offense up at the Washington 37. The pick led to another Prater FG, this one from 54 yards that made it 7-6. The ensuing drive saw the Commanders reach the AZ19 before LB Victor Dimukeje forced an Antonio Gibson fumble that Collins recovered to kill the threat. Late in the first half, the Cardinals' third takeaway of the game put points directly on the scoreboard and put AZ up 13-7; LB Dennis Gardeck chased down Howell deep in Washington territory, forcing a fumble that LB Cameron Thomas scooped up at the 2 and took into the end zone with :55 left in the first half. That was enough time for Washington to move into position for a 30-yard Joey Slye FG that cut Arizona's lead to 13-10 on the last play before intermission.

Arizona got the ball first after halftime and Dobbs completed 7 of 9 passes for 50 yards to set up a 37-yard Prater FG that put AZ up 16-10 early in the third. It remained that way until 90 seconds remained in the quarter when the Cards faced a 3rd-n-15 at their own 35. DE Marcus Sweat hit Dobbs as he was throwing, forcing a fumble that the Commanders recovered at the 29. Six plays later, they faced a 3rd-n-goal at the 6 when Howell scrambled for the go-ahead score. With 4:44 to go and down by one, the Cards had the ball at their own 40 but a mishandled center exchange turned it over to the Commanders, who took over at the AZ22 following an unsportsmanlike penalty. Slye's 33-yard FG put Washington up 20-16 with 2:23 to play. The Cards would get no closer as the ensuing drive ended with an incompleteness of 4th down.

SCORING DRIVES

TEAM	QTR	TIME	SCORING PLAY
Commanders	1	04:15	B.Robinson 7 yd. pass from S.Howell (J.Slye kick) (6-91, 3:20)
Cardinals	1	00:53	M.Prater 28 yd. Field Goal (8-64, 3:22)
Cardinals	2	13:26	M.Prater 54 yd. Field Goal (4-1, 1:20)
Cardinals	2	00:55	C.Thomas 2 yd. fumble return (M.Prater kick)
Commanders	2	00:00	J.Slye 30 yd. Field Goal (7-69, 0:55)
Cardinals	3	10:09	M.Prater 37 yd. Field Goal (11-56, 4:51)
Commanders	4	11:48	S.Howell 6 yd. run (J.Slye kick) (7-29, 3:14)
Commanders	4	02:23	J.Slye 33 yd. Field Goal (4-7, 2:15)

Team Statistics

	ARI	WAS
First Downs	13	21
3rd-Down Eff. (Made/Att/Pct)	4/14/29%	4/12/33%
4th-Down Eff. (Made/Att/Pct)	0/1/0%	0/0/0%
Total Net Yards	210	248
Total Plays	58	65
Yards Per Play	3.6	3.8
Rushes/Net Yards	25/96	28/92
Net Passing	114	156
Pass Attempts/Completions	30/21	31/19
Had Intercepted	0	1
Sacked/Yards Lost	3/18	6/46
Punts/Average	5/47.0	6/44.3
Penalties/Yards	9/122	8/70
Fumbles/Lost	3/2	2/2
Possession Time	28:36	31:24

Cardinals Commanders

ARIZONA CARDINALS

PASSING	ATT	CP	YDS	SK/YD	TD	LG	INT	RTG
Joshua Dobbs	30	21	132	3/18	0	31	0	78.8
TOTAL	30	21	132	3/18	0	31	0	78.8

RUSHING	ATT	YDS	AVG	LG	TD
James Conner	14	62	4.4	12	0
Marquise Brown	1	29	29.0	29	0
Rondale Moore	2	12	6.0	8	0
Joshua Dobbs	3	-3	-1.0	1	0
Keaontay Ingram	5	-4	-0.8	6	0
TOTAL	25	96	3.8	29	0

RECEIVING	NO	YDS	AVG	LG	TD
Zach Ertz	6	21	3.5	6	0
James Conner	5	8	1.6	11	0
Rondale Moore	3	33	11.0	31	0
Marquise Brown	3	28	9.3	11	0
Trey McBride	2	23	11.5	13	0
Michael Wilson	2	19	9.5	15	0
TOTAL	21	132	6.3	31	0

TOP DEFENSE	TOT	SOLO	AST	SCK	YDS	INT
Kyzir White	9	5	4	0.0	0.0	0
K'Von Wallace	7	3	4	0.0	0.0	0
Marco Wilson	6	5	1	0.0	0.0	0

FIELD GOALS	FGM/FGA	PERCENT	RESULTS
Matt Prater	3-3	100.0	286, 54G, 37G
TOTAL	3-3	100.0	

WASHINGTON COMMANDERS

PASSING	ATT	CP	YDS	SK/YD	TD	LG	INT	RTG
Sam Howell	31	19	202	6/46	1	32	1	77.6
TOTAL	31	19	202	6/46	1	32	1	77.6

RUSHING	ATT	YDS	AVG	LG	TD
Brian Robinson Jr.	19	59	3.1	7	0
Sam Howell	2	11	5.5	6t	1
Antonio Gibson	3	9	3.0	3	0
Chris Rodriguez Jr.	3	7	2.3	3	0
Curtis Samuel	1	6	6.0	6	0
TOTAL	28	92	3.3	7	1

RECEIVING	NO	YDS	AVG	LG	TD
Curtis Samuel	5	54	10.8	32	0
Jahan Dotson	5	40	8.0	14	0
Logan Thomas	4	43	10.8	19	0
Terry McLaurin	2	31	15.5	19	0
Cole Turner	1	17	17.0	17	0
Antonio Gibson	1	10	10.0	10	0
Brian Robinson Jr.	1	7	7.0	7t	1
TOTAL	19	202	10.6	32	1

TOP DEFENSE	TOT	SOLO	AST	SCK	YDS	INT
Kamren Curl	10	6	4	0.0	0.0	0
Jamin Davis	6	4	2	0.0	0.0	0
Kendall Fuller	6	3	3	0.0	0.0	0

FIELD GOALS	FGM/FGA	PERCENT	RESULTS
Joey Slye	2-2	100.0	30G, 33G
TOTAL	2-2	100.0	



CARDINALS GAME SUMMARIES



WEEK 2

New York Giants 31, Arizona Cardinals 28

62,080 ■ State Farm Stadium ■ Sep 17, 2023



New York Giants	0	0	14	17	—	31
Arizona Cardinals	7	13	8	0	—	28

Making their regular season home debut, the Cardinals faced the Giants in week 2 at State Farm Stadium in week 2. It was truly a tale of two halves. Behind QB Josh Dobbs and a tenacious defense down four starters (including all-pro safety Budda Baker), Arizona scored 20 points in the opening two quarters while pitching a first half shutout. However, in quarters 3 & 4, the Giants outscored the hosts 31-8 enroute to a 31-28 comeback victory that evened their record at 1-1 and dropped the Cards to 0-2. RB James Conner finished with 106 rushing yards on 23 carries and a TD for the Cardinals. Dobbs was 21 of 31 for 228 yards through the air with a passing TD and another rushing while playing turnover-free football.

The first half was all Arizona, who not only led 20-0 at intermission but held decisive statistical edges in first downs (16-5), total yards (241-81) and time of possession (19:09-10:51). The only Cards possession that didn't produce points was their first on which a deep Dobbs pass to TE Zach Ertz was just inches from a huge gain down the left sideline and Matt Prater's 55-yard FG try was just wide to the left. But after forcing a 3-n-out, RB James Conner capped a 9-play, 86-yard drive with his 4-yard TD run; one of the biggest plays on it was a 21-yard completion to rookie WR Michael Wilson on 3rd-n-7 from the NY 39. A Dennis Gardeck 3rd down sack of Daniel Jones ended the next Giants possession and was followed by another lengthy AZ scoring drive. This one covered 80 yards in 7 plays and put AZ up 10-0 on the first play of the 2nd quarter when Dobbs scrambled 23 yards and bowled over a Giants defender to reach the end zone. The run was a career-long for Dobbs as well as his first career rushing TD. The ensuing Giants series reached the AZ36 but on 2nd-n-8 from there, Jones' pass attempt deflected off the hands of RB Saquon Barkley and was picked off by FS Jalen Thompson. His 35-yard return took it to the NY 34 and led to a 44-yard Prater FG that made it 20-0 with 1:09 remaining in the 2nd quarter. The Giants tried for points before intermission but a Zaven Collins sack effectively ended the half.

The New York turnaround began on the 3rd quarter's first play from scrimmage when a deep Jones completion to WR Jalin Hyatt covered 58 yards to the AZ17. Two plays later, Jones kept around the left end and scored from 14 yards out. Arizona counterpunched immediately with a 22-yard Conner run on the drive's first play. In all on the drive, Conner ran for 53 of its 75 yards and Dobbs ended it with his 3-yard TD pass to WR Hollywood Brown; a Dobbs run for a 2-point conversion made it 28-7 with 13:43 left in the third quarter. However, the Giants would storm back with consecutive TD drives of 75 and 80 yards, respectively. The first ended on a 1-yard Barkley TD run and he capped the second with his 9-yard catch of a Jones pass that trimmed Arizona's lead to 28-21 midway through the fourth. Following a 3-n-out by the Cards' offense, NY moved 64 yards in 6 plays and tied the game on a Jones TD pass of 11 yards to WR Isaiah Hodgins. Now tied at 28 with 4:25 remaining, the Giants again forced an Arizona punt. The ensuing drive started at their own 28 but moved to the AZ20 in 4 plays, setting up a 34-yard Graham Gano FG with 0:19 left that proved to be the game winner.

SCORING DRIVES

TEAM	QTR	TIME	SCORING PLAY
Cardinals	1	06:11	J.Conner 4 yd. run (M.Prater kick) (9-86, 4:41)
Cardinals	2	14:51	J.Dobbs 23 yd. run (M.Prater kick) (7-80, 3:27)
Cardinals	2	08:43	M.Prater 37 yd. Field Goal (9-54, 5:02)
Cardinals	2	01:09	M.Prater 44 yd. Field Goal (6-8, 3:11)
Giants	3	13:43	D.Jones 14 yd. run (G.Gano kick) (3-75, 1:17)
Cardinals	3	09:34	M.Brown 3 yd. pass from J.Dobbs (J.Dobbs run) (8-75, 4:09)
Giants	3	03:27	S.Barkley 1 yd. run (G.Gano kick) (12-75, 6:07)
Giants	4	08:51	S.Barkley 9 yd. pass from D.Jones (G.Gano kick) (13-80, 5:50)
Giants	4	04:25	I.Hodgins 11 yd. pass from D.Jones (G.Gano kick) (6-64, 3:06)
Giants	4	00:19	G.Gano 34 yd. Field Goal (8-56, 2:12)

Team Statistics		Giants Cardinals	
First Downs	26	24	
3rd-Down Eff. (Made/Att/Pct)	7/12/58%	4/10/40%	
4th-Down Eff. (Made/Att/Pct)	1/1/100%	0/0/0%	
Total Net Yards	439	379	
Total Plays	67	60	
Yards Per Play	6.6	6.3	
Rushes/Net Yards	27/127	29/151	
Net Passing	312	228	
Pass Attempts/Completions	37/26	31/21	
Had Intercepted	1	0	
Sacked/Yards Lost	3/9	0/0	
Punts/Average	3/37.0	3/48.7	
Penalties/Yards	9/75	8/57	
Fumbles/Lost	0/0	0/0	
Possession Time	29:23	30:37	

NEW YORK GIANTS

PASSING	ATT	CP	YDS	SK/YD	TD	LG	INT	RTG
Daniel Jones	37	26	321	3/9	2	58	1	103.5
TOTAL	37	26	321	3/9	2	58	1	103.5

RUSHING	ATT	YDS	AVG	LG	TD
Saquon Barkley	17	63	3.7	16	1
Daniel Jones	9	59	6.6	15	1
Matt Breida	1	5	5.0	5	0
TOTAL	27	127	4.7	16	2

RECEIVING	NO	YDS	AVG	LG	TD
Darren Waller	6	76	12.7	25	0
Saquon Barkley	6	29	4.8	10	1
Isaiah Hodgins	4	40	10.0	12	1
Parris Campbell	4	21	5.3	9	0
Darius Slayton	3	62	20.7	29	0
Jalin Hyatt	2	89	44.5	58	0
Sterling Shepard	1	4	4.0	4	0
TOTAL	26	321	12.3	58	2

TOP DEFENSE	TOT	SOLO	AST	SCK	YDS	INT
Jason Pinnock	13	10	3	0.0	0.0	0
Bobby Okereke	8	5	3	0.0	0.0	0
Xavier McKinney	7	6	1	0.0	0.0	0

FIELD GOALS	FGM/FGA	PERCENT	RESULTS
Graham Gano	1-1	100.0	34G
TOTAL	1-1	100.0	

ARIZONA CARDINALS

PASSING	ATT	CP	YDS	SK/YD	TD	LG	INT	RTG
Joshua Dobbs	31	21	228	0/0	1	23	0	99.9
TOTAL	31	21	228	0/0	1	23	0	99.9

RUSHING	ATT	YDS	AVG	LG	TD
James Conner	23	106	4.6	22	1
Joshua Dobbs	3	41	13.7	23t	1
Keaontay Ingram	2	6	3.0	5	0
Emari Demercado	1	-2	-2.0	-2	0
TOTAL	29	151	5.2	23T	2

RECEIVING	NO	YDS	AVG	LG	TD
Zach Ertz	6	56	9.3	17	0
Marquise Brown	6	54	9.0	22	1
Michael Wilson	3	56	18.7	21	0
Trey McBride	2	32	16.0	23	0
Emari Demercado	2	7	3.5	4	0
Rondale Moore	1	14	14.0	14	0
Zach Pascal	1	9	9.0	9	0
TOTAL	21	228	10.9	23	1

TOP DEFENSE	TOT	SOLO	AST	SCK	YDS	INT
K'Von Wallace	8	5	3	0.0	0.0	0
Krys Barnes	7	6	1	0.0	0.0	0
Jalen Thompson	7	5	2	0.0	0.0	1

FIELD GOALS	FGM/FGA	PERCENT	RESULTS
Matt Prater	2-3	66.7	55WL, 37G, 44G
TOTAL	2-3	66.0	

CARDINALS GAME SUMMARIES



WEEK 3

Dallas Cowboys 16, Arizona Cardinals 28

62,915 ■ State Farm Stadium ■ Sep 24, 2023



Dallas Cowboys	3	7	3	3	—	16
Arizona Cardinals	9	12	0	7	—	28

The Cardinals entered week 3 looking for their first win of the season. Standing in their way was a 2-0 Dallas team that had won its first two games by 60 combined points (40-0 and 30-10), boasted the league's #1 defense, had not committed a turnover and led the NFL in takeaways. But like they had in the season's first two games, Arizona would find itself with a double-digit lead in the second half. This time the Cardinals would not relinquish it. Led by QB Josh Dobbs, the Cardinals offense scored on all five of its first half possessions and finished the day with 400 yards of offense including 222 on the ground. RB James Conner accounted for 116 yards from scrimmage, including 98 on 14 rushes with a TD run. The defense allowed just one TD and three FGs and came up with a huge late takeaway to seal the 28-16 victory. It marked Arizona's first win under the leadership of new GM Monti Ossefort and head coach Jonathan Gannon as well as the first career win as a starter for Dobbs.

Arizona got the ball first and on the game's second play, Dobbs kept it around the left end on a designed run, gaining 44 yards to the Dallas 29. That rush set-up a 39-yard Matt Prater FG that gave the Cards an early 3-0 lead and marked the first time the Cowboys trailed all season. After a Dallas 3-n-out, Arizona moved 82 yards in 7 plays and Conner ran it in from 5 yards out; a Cowboys penalty on the PAT try resulted in the Cards going for 2 but the run failed and the AZ lead was 9-0. Brandon Aubrey's 49-yard FG on the ensuing Cowboys drive made it 9-3 early in the opening quarter. Arizona then moved 30 yards to the Dallas 45 before hitting on another explosive play. This time WR Rondale Moore lined up in the backfield and took an inside handoff before rocketing down the middle of the field for a 45-yard TD run. Trailing 15-3, Dallas answered with 5:32 remaining in the 2nd quarter when RB Rico Dowdell scored on a 15-yard screen pass from Dak Prescott. But with 1:28 left in the half, Prater's 43-yard FG capped a 10-play, 50-yard drive that put AZ up 18-10. After the Cardinals defense forced a Dallas punt, AZ took over at its own 31 with :21 left and two timeouts. Dobbs quickly moved the Cards to the DAL44 in 4 plays and as the half expired, Prater tied his own franchise record with a 62-yard FG. The line-drive boot put Arizona up 21-10 at intermission.

Dallas opened the third quarter by driving to the AZ8 before the Cardinals defense forced them to settle for a 27-yard Aubrey FG. It was the first of four straight second half possessions that saw Dallas advance inside the Arizona 10 but they resulted in just six total points (two field goals, turnover on downs and an INT). The following Dallas drive reached the 4 but on 4th-n-3 from there, the Cards forced an incomplection to halt the threat. The Cowboys then advanced to the Arizona 8 but no further and Aubrey's 26-yard FG cut the Cardinals lead to five (21-16) with 9:33 remaining in the 4th quarter. On the very next play from scrimmage, however, Dobbs found rookie WR Michael Wilson wide open downfield and that 69-yard catch-n-run quickly set the offense up at the Dallas 7. Two plays later, Hollywood Brown hauled in a 2-yard TD pass from Dobbs on 3rd-n-goal and the Cards were up 28-16 with 7:22 left. The Cowboys responded by moving to Arizona 5 but Prescott's 3rd-n-goal pass into the middle of the end zone was intercepted by LB Kyzir White. The turnover was Dallas' first of the season and gave the ball back to the Arizona's offense with 3:00 to go. Three Conner runs and a pair of Dobbs QB keepers allowed Arizona to run out the remaining time and secure the upset win.

SCORING DRIVES

TEAM	QTR	TIME	SCORING PLAY
Cardinals	1	12:31	M.Prater 39 yd. Field Goal (6-54, 2:29)
Cardinals	1	06:12	J.Conner 5 yd. run (run failed) (7-82, 3:49)
Cowboys	1	01:48	B.Aubrey 49 yd. Field Goal (10-44, 4:24)
Cardinals	2	12:31	R.Moore 45 yd. run (pass failed) (7-75, 4:17)
Cowboys	2	05:32	R.Dowdle 15 yd. pass from D.Prescott (B.Aubrey kick) (13-75, 6:59)
Cardinals	2	01:28	M.Prater 43 yd. Field Goal (10-50, 4:04)
Cardinals	2	00:00	M.Prater 62 yd. Field Goal (5-27, 0:25)
Cowboys	3	09:27	B.Aubrey 27 yd. Field Goal (13-67, 5:33)
Cowboys	4	09:33	B.Aubrey 26 yd. Field Goal (12-56, 5:20)
Cardinals	4	07:22	M.Brown 2 yd. pass from J.Dobbs (M.Prater kick) (4-76, 2:11)

Team Statistics

	DAL	ARI
First Downs	26	20
3rd-Down Eff. (Made/Att/Pct)	9/16/56%	5/10/50%
4th-Down Eff. (Made/Att/Pct)	0/1/0%	0/0/0%
Total Net Yards	416	400
Total Plays	75	53
Yards Per Play	5.5	7.5
Rushes/Net Yards	33/185	30/222
Net Passing	231	178
Pass Attempts/Completions	40/25	21/17
Had Intercepted	1	0
Sacked/Yards Lost	2/18	2/11
Punts/Average	2/51.0	2/47.0
Penalties/Yards	13/107	8/69
Fumbles/Lost	0/0	0/0
Possession Time	34:33	25:27

Cowboys Cardinals

DALLAS COWBOYS

PASSING	ATT	CP	YDS	SK/YD	TD	LG	INT	RTG
Dak Prescott	40	25	249	2/18	1	32	1	78.0
TOTAL	40	25	249	2/18	1	32	1	78.0

RUSHING	ATT	YDS	AVG	LG	TD
Tony Pollard	23	122	5.3	31	0
Dak Prescott	3	24	8.0	13	0
Rico Dowdle	4	21	5.3	10	0
CeeDee Lamb	2	9	4.5	9	0
Hunter Luepke	1	9	9.0	9	0
TOTAL	33	185	5.6	31	0

RECEIVING	NO	YDS	AVG	LG	TD
Michael Gallup	6	92	15.3	27	0
Jake Ferguson	5	48	9.6	12	0
CeeDee Lamb	4	53	13.3	32	0
Rico Dowdle	3	25	8.3	15t	1
Tony Pollard	3	-1	-0.3	2	0
Brandin Cooks	2	17	8.5	12	0
Hunter Luepke	1	12	12.0	12	0
Peyton Hendershot	1	3	3.0	3	0
TOTAL	25	249	10.0	32	1

TOP DEFENSE	TOT	SOLO	AST	SCK	YDS	INT
Damone Clark	9	6	3	0.0	0.0	0
Jayron Kearse	6	6	0	0.0	0.0	0
DaRon Bland	6	5	1	0.0	0.0	0

FIELD GOALS	FGM/FGA	PERCENT	RESULTS
Brandon Aubrey	3-3	100.0	49G, 27G, 26G
TOTAL	3-3	100.0	

ARIZONA CARDINALS

PASSING	ATT	CP	YDS	SK/YD	TD	LG	INT	RTG
Joshua Dobbs	21	17	189	2/11	1	69	0	120.0
TOTAL	21	17	189	2/11	1	69	0	120.0

RUSHING	ATT	YDS	AVG	LG	TD
James Conner	14	98	7.0	26	1
Joshua Dobbs	6	55	9.2	44	0
Rondale Moore	3	54	18.0	45t	1
Keaontay Ingram	5	13	2.6	8	0
Emari Demercado	2	2	1.0	2	0
TOTAL	30	222	7.4	45T	2

RECEIVING	NO	YDS	AVG	LG	TD
Marquise Brown	5	61	12.2	23	1
Rondale Moore	4	8	2.0	8	0
Michael Wilson	2	86	43.0	69	0
James Conner	2	18	9.0	10	0
Zach Ertz	2	6	3.0	5	0
Keaontay Ingram	1	8	8.0	8	0
Trey McBride	1	2	2.0	2	0
TOTAL	17	189	11.1	69	1

TOP DEFENSE	TOT	SOLO	AST	SCK	YDS	INT
Kyzir White	14	8	6	0.0	0.0	1
Kei'Trel Clark	10	8	2	0.0	0.0	0
Jalen Thompson	8	5	3	0.0	0.0	0

FIELD GOALS	FGM/FGA	PERCENT	RESULTS
Matt Prater	3-3	100.0	39G, 43G, 62G
TOTAL	3-3	100.0	

CARDINALS GAME SUMMARIES



16

WEEK 4

Arizona Cardinals 16, San Francisco 49ers 35
71,521 ■ Levi's Stadium ■ Oct 1, 2023



35

Arizona Cardinals	0	10	6	0	—	16
San Francisco 49ers	7	14	0	14	—	35

On a sunny week 4 afternoon in the Bay Area, the Cardinals faced an undefeated Niners team that was averaging 30 points a game on offense and allowing just 14 on defense. The hosts jumped out early and took a 21-3 lead with 5:22 to play in the second quarter. Arizona would battle back to trim the deficit to 5 at 21-16 late in the third quarter but would pull no closer. The 49ers held just a 33-yard advantage in total net yards (395 to 362), 19 yards in net rushing (124 to 105) and 14 yards in net passing (271 to 257). But San Francisco RB Christian McCaffrey scored four TDs (three on the ground) while QB Brock Purdy completed 20 of 21 passes and recorded both a passing and rushing touchdown. It added up to a 35-16 Niners win that was their 14th consecutive in the regular season. Arizona was led by QB Joshua Dobbs who passed for 265 yards with two TDs and no interceptions. Rookie WR Michael Wilson finished with 76 yards on 7 catches and recorded his first two career TD receptions.

San Francisco claimed a 14-0 lead with McCaffrey TDs on its first two possessions. The first was a 1-yard run that capped an 8-play, 62-yard drive; the other drive went 75 yards in 9 plays and McCaffrey ended by hauling in a backwards pass from Purdy and taking it 18 yards to the end zone. Arizona would draw to within 14-3 when its next drive ended with Matt Prater's 38-yard FG; the key play was Dobbs' 8-yard first down run when the Cards went for it on 4th-n-7 at their own 45. The next series saw San Fran WR Brandon Aiyuk haul in a 42-yard pass between two defenders and that set-up a 6-yard Purdy-to-McCaffrey TD pass that made it 21-3. Just before the half, the Cards moved 87 yards in 13 plays and pulled to within 21-10 when Dobbs and Wilson connected on a 16-yard TD pass with 0:23 left in the second quarter. The drive included another key 4th down conversion, this one on a fake punt on 4th-n-2 at the AZ21 when up-man Ezekiel Turner took a direct snap and picked up the first down.

After forcing a 49ers punt on the opening drive of the third quarter, the Cards took over inside their own 1-yard line. But Dobbs completed 4 of 4 passes for 61 yards and ran twice for 10 yards and capped the 99-yard drive with another TD pass to Wilson, this one from 8 yards away. After the two-point try was unsuccessful, San Fran's lead was just 5 with 4:12 to go in the third. The Niners would produce long TD drives on their next two possessions that combined to chew more than 12 minutes off the clock. Arizona's two fourth quarter drives would penetrate 49ers territory but neither produced points and the Cards fell by a final score of 35-16.

SCORING DRIVES

TEAM	QTR	TIME	SCORING PLAY	ARI	SF
49ers	1	09:07	C.McCaffrey 1 yd. run (J.Moody kick) (8-62, 4:16)	0	7
49ers	2	14:14	C.McCaffrey 18 yd. run (J.Moody kick) (9-75, 5:09)	0	14
Cardinals	2	08:14	M.Prater 38 yd. Field Goal (13-40, 6:00)	3	14
49ers	2	05:22	C.McCaffrey 6 yd. pass from B.Purdy (J.Moody kick) (5-75, 2:52)	3	21
Cardinals	2	00:23	Mi.Wilson 16 yd. pass from J.Dobbs (M.Prater kick) (13-87, 4:59)	10	21
Cardinals	3	04:12	Mi.Wilson 8 yd. pass from J.Dobbs (run failed) (11-99, 6:25)	16	21
49ers	4	14:22	C.McCaffrey 2 yd. run (J.Moody kick) (8-75, 4:50)	16	28
49ers	4	01:59	B.Purdy 1 yd. run (J.Moody kick) (14-77, 7:14)	16	34

Team Statistics

	Cardinals	49ers
First Downs	23	30
3rd-Down Eff. (Made/Att/Pct)	8/15/53%	3/5/60%
4th-Down Eff. (Made/Att/Pct)	2/3/67%	1/1/100%
Total Net Yards	362	395
Total Plays	67	53
Yards Per Play	5.4	7.5
Rushes/Net Yards	25/105	31/124
Net Passing	257	271
Pass Attempts/Completions	41/28	21/20
Had Intercepted	0	0
Sacked/Yards Lost	1/8	1/12
Punts/Average	3/39.0	1/45.0
Penalties/Yards	9/55	4/21
Fumbles/Lost	1/0	0/0
Possession Time	30:46	29:14

ARIZONA CARDINALS

PASSING	ATT	CP	YDS	SK/YD	TD	LG	INT	RTG
Joshua Dobbs	41	28	265	1/8	2	41	0	102.2
TOTAL	41	28	265	1/8	2	41	0	102.2
RUSHING	ATT	YDS	AVG	LG	TD			
James Conner	11	52	4.7	11	0			
Joshua Dobbs	12	48	4.0	12	0			
Emari Demercado	1	3	3.0	3	0			
Ezekiel Turner	1	2	2.0	2	0			
TOTAL	25	105	4.2	12	0			
RECEIVING	NO	YDS	AVG	LG	TD			
Marquise Brown	7	96	13.7	41	0			
Michael Wilson	7	76	10.9	33	2			
Zach Ertz	6	53	8.8	15	0			
Emari Demercado	3	21	7.0	13	0			
Zach Pascal	3	10	3.3	9	0			
Trey McBride	1	5	5.0	5	0			
James Conner	1	4	4.0	4	0			
TOTAL	28	265	9.5	41	2			
TOP DEFENSE	TOT	SOLO	AST	SCK	YDS	INT		
Ezekiel Turner	9	4	5	0.0	0.0	0		
K'Von Wallace	8	4	4	0.0	0.0	0		
Kyzir White	7	3	4	0.0	0.0	0		
FIELD GOALS	FGM/FGA	PERCENT	RESULTS					
Matt Prater	1-1	100.0	38G					
TOTAL	1-1	100.0						

SAN FRANCISCO 49ERS

PASSING	ATT	CP	YDS	SK/YD	TD	LG	INT	RTG
Brock Purdy	21	20	283	1/12	1	42	0	134.6
TOTAL	21	20	283	1/12	1	42	0	134.6
RUSHING	ATT	YDS	AVG	LG	TD			
Christian McCaffrey	20	106	5.3	18t	3			
Jordan Mason	3	10	3.3	4	0			
Deebo Samuel	3	6	2.0	5	0			
Kyle Juszczyk	2	3	1.5	3	0			
Brock Purdy	2	0	0.0	1t	1			
Sam Darnold	1	-1	-1.0	-1	0			
TOTAL	31	124	4.0	18T	4			
RECEIVING	NO	YDS	AVG	LG	TD			
Christian McCaffrey	7	71	10.1	13	1			
Brandon Aiyuk	6	148	24.7	42	0			
Ray-Ray McCloud III	2	22	11.0	14	0			
Jordan Mason	1	13	13.0	13	0			
George Kittle	1	9	9.0	9	0			
Willie Snead IV	1	9	9.0	9	0			
Ronnie Bell	1	7	7.0	7	0			
Kyle Juszczyk	1	4	4.0	4	0			
TOTAL	20	283	14.2	42	1			
TOP DEFENSE	TOT	SOLO	AST	SCK	YDS	INT		
Dre Greenlaw	10	8	2	0.0	0.0	0		
Fred Warner	10	8	2	0.0	0.0	0		
Talanoa Hufanga	5	4	1	0.0	0.0	0		
FIELD GOALS	FGM/FGA	PERCENT	RESULTS					
	No Field Goals							

CARDINALS GAME SUMMARIES



WEEK 5

Cincinnati Bengals 34, Arizona Cardinals 20
62,651 ■ State Farm Stadium ■ Oct 8, 2023



Cincinnati Bengals	10	7	7	10	—	34
Arizona Cardinals	0	14	6	0	—	20

In week 6, the Bengals made just their second-ever visit to State Farm Stadium, facing the Cardinals in a match-up of 1-3 teams. The visitors jumped out to an early 10-0 advantage before Arizona stormed back to lead 14-10 midway through the second. But a huge momentum swing took place late in the second quarter and early in the third. Cincy took advantage of 3 takeaways to outscore AZ 24-6 the rest of the way to earn a 34-20 victory. The Bengals were led by their two best offensive players as WR Ja'Marr Chase had 15 catches for 192 yards and three TDs on passes from QB Joe Burrow who completed 36 of 46 attempts for 317 yards. A Cardinals team that had already been hit hard by injuries suffered two more key ones in the second quarter when both RB James Conner (knee) and S Jalen Thompson (hamstring) exited and did not return.

The Bengals opened the scoring and took a 10-0 lead after their first two offensive possessions. On the first, Burrow completed 7 of 7 passes for 56 yards and ended it when he found Chase in the back of the end zone on 3rd-n-goal from the 2. Cincy's next drive started at the AZ48 after a 28-yard Trenton Irwin punt return. It would advance to the AZ7 and the Bengals had it 1st-n-goal from there. But after a pair of stops, DL Kevin Strong sacked Burrow for a 15-yard loss on 3rd-n-goal and Evan McPherson's 40-yard FG put Cincinnati up 10-0 late in the first. Cards QB Josh Dobbs then led the Cardinals 75 yards in 9 plays on the ensuing drive and pulled AZ to within 10-7 when he dropped a perfect pass right into the arms of WR Marquise Brown for a 25-yard TD down the right sideline. On that series, Dobbs was 4 for 5 for 67 yards and the only incompletion was an athletic throwaway to avoid a sack. Arizona's defense forced a 3-n-out on the next series when DL Dante Stills sacked Burrow on 3rd down. Greg Dortch's 16-yard punt return and an unnecessary roughness penalty allowed the Cards to start the next drive at the CIN49. On its 2nd play, Conner was initially bottled up before spinning out of trouble, reversing field and picking up 35 yards to the Bengals 14; unfortunately he injured his knee on the play and did not return. That Conner run set up a 2-yard Dobbs TD pass to TE Zach Ertz that put AZ up 14-10 with 8:28 to go in the 2nd quarter. With two minutes to play before halftime the teams traded huge momentum shifts. First, Burrow had moved his offense inside the AZ5 before the Cards turned Cincy away on both 3rd and 4th down Joe Mixon runs from the 1 thanks to tackles by CB Antonio Hamilton and S K'Von Wallace, respectively. But two plays later, Dobbs threw his first INT of the year (after a franchise record 137 attempts without one) when CB Cam Taylor-Britt snagged the ball at the 11 and returned it for a TD that put the Bengals up 17-14 at halftime.

On the second half's third play from scrimmage, Burrow went deep to Chase and hit him with a 63-yard scoring pass that made it 24-15 just 81 seconds into the 3rd quarter. Midway through the stanza, the Cards moved 75 yards in 11 plays on a TD drive; its final 3 plays were runs by undrafted rookie RB Emari Demarcado - subbing for Conner - that covered 8, 9 and 11 yards, the last of which he took into the end zone for his first career TD. That cut the Cincy lead to 24-20 after the PAT kick failed. On the next drive, the Bengals reached the AZ45 and faced a 3rd-n-7 from there when Wallace intercepted Burrow to get the ball back for the Cardinals offense. On the next play from scrimmage, WR Rondale Moore took a direct snap and raced 41 yards around the left end for a 41-yard gain to the CIN25. Three plays later, AZ went for it on 4th-n-1 at the 16 but were turned away when Dobbs was stopped on a designed run. From there, Cincy moved 83 yards in 15 plays and went up 31-20 when Burrow connected with Chase on their 3rd TD of the game, a 3-yarder in the back of the end zone. On the next play from scrimmage, the Bengals sacked Dobbs forcing a fumble that they recovered at the AZ28. That set-up McPherson's 40-yard FG that provided the game's final points.

SCORING DRIVES

TEAM	QTR	TIME	SCORING PLAY	CIN	ARI
Bengals	1	07:09	J.Chase 2 yd. pass from J.Burrow (E.McPherson kick) (11-64, 6:10)	7	0
Bengals	1	01:46	E.McPherson 40 yd. Field Goal (8-26, 4:05)	10	0
Cardinals	2	12:25	M.Brown 25 yd. pass from J.Dobbs (M.Prater kick) (9-75, 4:21)	10	7
Cardinals	2	08:28	Z.Ertz 4 yd. pass from J.Dobbs (M.Prater kick) (5-49, 2:13)	10	14
Bengals	2	01:23	C.Taylor-Britt 11 yd. interception return (E.McPherson kick)	17	14
Bengals	3	13:39	J.Chase 63 yd. pass from J.Burrow (E.McPherson kick) (3-75, 1:21)	24	14
Cardinals	3	07:33	E.Demarcado 11 yd. run (kick failed, wl) (11-75, 6:06)	24	20
Bengals	4	07:48	J.Chase 3 yd. pass from J.Burrow (E.McPherson kick) (15-83, 8:55)	31	20
Bengals	4	06:33	E.McPherson 40 yd. Field Goal (5-6, 1:08)	34	20

Team Statistics

	Bengals	Cardinals
First Downs	27	15
3rd-Down Eff. (Made/Att/Pct)	5/14/36%	4/11/36%
4th-Down Eff. (Made/Att/Pct)	0/3/0%	0/3/0%
Total Net Yards	380	294
Total Plays	79	57
Yards Per Play	4.8	5.2
Rushes/Net Yards	30/93	22/142
Net Passing	287	152
Pass Attempts/Completions	46/36	32/15
Had Intercepted	1	2
Sacked/Yards Lost	3/30	3/14
Punts/Average	3/48.3	4/54.8
Penalties/Yards	4/40	2/16
Fumbles/Lost	1/0	1/1
Possession Time	38:10	21:50

CINCINNATI BENGALS

PASSING	ATT	CP	YDS	SK/YD	TD	LG	INT	RTG
Joe Burrow	46	36	317	3/30	3	63t	1	108.1
TOTAL	46	36	317	3/30	3	63T	1	108.1
RUSHING	ATT	YDS	AVG	LG	TD			
Joe Mixon	25	81	3.2	10	0			
Joe Burrow	4	7	1.8	10	0			
Trayveon Williams	1	5	5.0	5	0			
TOTAL	30	93	3.1	10	0			
RECEIVING	NO	YDS	AVG	LG	TD			
Ja'Marr Chase	15	192	12.8	63t	3			
Trenton Irwin	8	60	7.5	13	0			
Tyler Boyd	6	39	6.5	14	0			
Joe Mixon	4	13	3.3	8	0			
Andrei Iosivas	1	9	9.0	9	0			
Chase Brown	1	2	2.0	2	0			
Kwamie Lassiter II	1	2	2.0	2	0			
TOTAL	36	317	8.8	63T	3			
TOP DEFENSE	TOT	SOLO	AST	SCK	YDS	INT		
Germaine Pratt	10	3	7	0.0	0.0	1		
Logan Wilson	9	4	5	0.0	0.0	0		
Mike Hilton	4	4	0	0.0	0.0	0		
FIELD GOALS	FGM/FGA	PERCENT	RESULTS					
Evan McPherson	2-2	100.0	40G, 40G					
TOTAL	2-2	100.0						

ARIZONA CARDINALS

PASSING	ATT	CP	YDS	SK/YD	TD	LG	INT	RTG
Joshua Dobbs	32	15	166	3/14	2	25t	2	57.6
TOTAL	32	15	166	3/14	2	25T	2	57.6
RUSHING	ATT	YDS	AVG	LG	TD			
Rondale Moore	3	50	16.7	41	0			
James Conner	6	46	7.7	35	0			
Emari Demarcado	10	45	4.5	11t	1			
Joshua Dobbs	3	1	0.3	2	0			
TOTAL	22	142	6.5	41	1			
RECEIVING	NO	YDS	AVG	LG	TD			
Marquise Brown	4	61	15.3	25t	1			
Rondale Moore	3	26	8.7	19	0			
Geoff Swaim	2	22	11.0	11	0			
Trey McBride	2	17	8.5	13	0			
Zach Ertz	2	10	5.0	6	1			
Michael Wilson	1	18	18.0	18	0			
Emari Demarcado	1	12	12.0	12	0			
TOTAL	15	166	11.1	25T	2			
TOP DEFENSE	TOT	SOLO	AST	SCK	YDS	INT		
Marco Wilson	11	8	3	0.0	0.0	0		
Kyzir White	11	6	5	0.0	0.0	0		
K'Von Wallace	10	7	3	0.0	0.0	1		
FIELD GOALS	FGM/FGA	PERCENT	RESULTS					
	No Field Goals							

CARDINALS GAME SUMMARIES



WEEK 6

Arizona Cardinals 9, Los Angeles Rams 26
71,202 ■ SoFi Stadium ■ Oct 15, 2023



Arizona Cardinals	3	6	0	0	—	9
Los Angeles Rams	3	3	10	10	—	26

Facing the Rams in a week 6 divisional road game, an Arizona team accustomed to missing key players was down two more as RB James Conner and FS Jalen Thompson were out with injuries. Nonetheless, the Cardinals led at halftime after dominating the first opening two quarters. While they held significant statistical advantages in offensive plays (42-20), net rushing yards (103-5), first downs (11-4) and time of possession (20:58-9:02), the Cards only led 9-6 following the field goal-only first half. That was not enough cushion to hold off the host Rams, who scored on their first four drives after intermission (TD, FG, TD, FG) while keeping the Cardinals off the scoreboard and capitalizing on two fourth quarter takeaways. It all added up to a 26-9 win for Los Angeles, who improved to 3-3 while dropping AZ to 1-5.

The Cardinals got the ball to start the game and put the first points on the board thanks to a 55-yard Matt Prater field goal. The drive's key play came on the 3rd snap from scrimmage when QB Josh Dobbs scrambled for 24 yards on 3rd-n-10 from the 25. The AZ defense forced a Rams punt on the ensuing series marking the first time all season LA hadn't scored on its opening possession. Arizona then drove from its own 7 to the LA40 but a sack on 3rd-n-2 from there pushed them out of field goal range. Austin Trammell returned the ensuing punt 30 yards to the LA41 and a play later, a Cooper Kupp catch gained 36 yards to the AZ16. The AZ defense held them to a FG try and Brett Maher's 29-yarder tied the game late in the first quarter. LA then forced a Cardinals punt but Trammell lost the ball on a hit by Joey Blount and Bobby Price recovered at the LA17. The takeaway set-up a 32-yard Prater FG that put the Cards up 6-3 with 12:35 left in the 2nd quarter. The Rams went 3-n-out on the next series thanks to a 3rd down sack from LB Kyzir White and AZ's offense took over at its own 41 after the punt. The Cards reached the LA36 but a sneak on 3rd-n-1 from there was stopped. They went for it on 4th-n-6 after an offensive offside penalty pushed it back 5 but came away empty when Hollywood Brown couldn't get his feet down in bounds on a deep pass down the right sideline. LB Victor Dimukeje's 3rd down sack of Matthew Stafford ended the next LA possession. AZ took over at its own 28 with 5:01 in the half and on 3rd-n-13 at the 25, Dobbs again scrambled for a big gain – a 20 yarder to the AZ45. Another Prater FG, this one from 27 yards out, gave the Cards a 9-3 lead with 0:43 left before halftime. On the next play from scrimmage, Stafford hit Kupp with a deep pass down the middle for a gain of 49 yards to the AZ26. That set-up a 35-yard FG that trimmed Arizona's lead to 9-6 at intermission.

The Rams opened the second half with a ground-heavy drive, rushing on its first 10 plays to reach the AZ13; on 3rd-n-9 from there Stafford hit Kupp just inside the right pylon for a TD and LA took its first lead at 13-9. Following a 3-n-out from the Cardinals, the Rams again advanced deep into AZ territory and reached the AZ6 in 6 plays. They would get no further, however, and Maher's 25-yard FG extended the lead to 16-9. Down a TD, Dobbs led the Cards to the LA12 but disaster struck on the first play of the fourth quarter. His pass to Zach Ertz deflected off the TE's hand and was intercepted by LB Christian Rozeboom at the 12. The Rams proceeded to move 88 yards in 12 plays and Williams' 5-yard TD run put them up 14 with 8:19 remaining. Arizona's comeback hopes were effectively dashed on the next drive when Dobbs lost the ball while being sacked and LA recovered at the AZ33. That led to Maher's 43-yard FG that provided the game's final points.

SCORING DRIVES

TEAM	QTR	TIME	SCORING PLAY	ARI	LAR
Cardinals	1	11:25	M.Prater 55 yd. Field Goal (8-38, 3:35)	3	0
Rams	1	00:11	B.Maher 29 yd. Field Goal (6-48, 1:56)	3	3
Cardinals	2	12:35	M.Prater 32 yd. Field Goal (4-3, 0:52)	6	3
Cardinals	2	00:43	M.Prater 27 yd. Field Goal (11-63, 4:22)	9	3
Rams	2	00:04	B.Maher 35 yd. Field Goal (5-58, 0:39)	9	6
Rams	3	08:57	C.Kupp 13 yd. pass from M.Stafford (B.Maher kick) (10-75, 6:03)	9	13
Rams	3	02:44	B.Maher 25 yd. Field Goal (8-80, 4:31)	9	16
Rams	4	08:15	K.Williams 5 yd. run (B.Maher kick) (12-88, 6:35)	9	23
Rams	4	04:37	B.Maher 43 yd. Field Goal (4-8, 1:38)	9	26

Team Statistics

	Cardinals	Rams
First Downs	20	17
3rd-Down Eff. (Made/Att/Pct)	6/16/38%	4/12/33%
4th-Down Eff. (Made/Att/Pct)	2/4/50%	0/0/0%
Total Net Yards	345	382
Total Plays	73	55
Yards Per Play	4.7	6.9
Rushes/Net Yards	30/130	28/179
Net Passing	215	203
Pass Attempts/Completions	41/21	24/15
Had Intercepted	1	0
Sacked/Yards Lost	2/20	3/23
Punts/Average	3/44.7	4/46.5
Penalties/Yards	5/36	6/59
Fumbles/Lost	1/1	1/1
Possession Time	30:30	29:30

ARIZONA CARDINALS

PASSING	ATT	CP	YDS	SK/YD	TD	LG	INT	RTG
Joshua Dobbs	41	21	235	2/20	0	27	1	58.5
TOTAL	41	21	235	2/20	0	27	1	58.5

RUSHING	ATT	YDS	AVG	LG	TD
Joshua Dobbs	7	47	6.7	24	0
Keaontay Ingram	10	40	4.0	12	0
Damien Williams	8	36	4.5	9	0
Emari Demercado	2	11	5.5	6	0
Rondale Moore	3	-4	-1.3	1	0
TOTAL	30	130	4.3	24	0

RECEIVING	NO	YDS	AVG	LG	TD
Trey McBride	4	62	15.5	27	0
Marquise Brown	4	34	8.5	22	0
Rondale Moore	4	30	7.5	9	0
Michael Wilson	3	62	20.7	26	0
Zach Ertz	2	22	11.0	12	0
Keaontay Ingram	2	11	5.5	9	0
Damien Williams	1	8	8.0	8	0
Emari Demercado	1	6	6.0	6	0
TOTAL	21	235	11.2	27	0

TOP DEFENSE	TOT	SOLO	AST	SCK	YDS	INT
Kyzir White	8	5	3	1.0	7.0	0
Josh Woods	6	3	3	0.0	0.0	0
Marco Wilson	5	5	0	0.0	0.0	0

FIELD GOALS	FGM/FGA	PERCENT	RESULTS
Matt Prater	3-3	100.0	55G, 32G, 27G
TOTAL	3-3	100.0	

LOS ANGELES RAMS

PASSING	ATT	CP	YDS	SK/YD	TD	LG	INT	RTG
Matthew Stafford	24	15	226	3/23	1	49	0	107.3
TOTAL	24	15	226	3/23	1	49	0	107.3

RUSHING	ATT	YDS	AVG	LG	TD
Kyren Williams	20	158	7.9	31	1
Zach Evans	4	10	2.5	3	0
Ronnie Rivers	3	9	3.0	6	0
Matthew Stafford	1	2	2.0	2	0
TOTAL	28	179	6.4	31	1

RECEIVING	NO	YDS	AVG	LG	TD
Cooper Kupp	7	148	21.1	49	1
Puka Nacua	4	26	6.5	9	0
Tyler Higbee	2	18	9.0	9	0
Tutu Atwell	1	30	30.0	30	0
Ronnie Rivers	1	4	4.0	4	0
TOTAL	15	226	15.1	49	1

TOP DEFENSE	TOT	SOLO	AST	SCK	YDS	INT
Ernest Jones IV	10	7	3	0.0	0.0	0
Byron Young	6	3	3	1.0	7.0	0
Jordan Fuller	5	4	1	0.0	0.0	0

FIELD GOALS	FGM/FGA	PERCENT	RESULTS
Brett Maher	4-4	100.0	29G, 35G, 25G, 43G
TOTAL	4-4	100.0	

CARDINALS 2023 TEAM STATS



WON 1, LOST 5

09/10	L	16-20	at Washington	64,693
09/17	L	28-31	N.Y. Giants	62,080
09/24	W	28-16	Dallas	62,915
10/01	L	16-35	at San Francisco	71,521
10/08	L	20-34	Cincinnati	62,651
10/15	L	9-26	at L.A. Rams	71,202

2023 TEAM STATISTICS

	ARI	OPP.
FIRST DOWNS	115	147
Rushing	40	55
Passing	63	79
Penalty	12	13
Third Down-Made/Att	31/76	32/71
Third Down Efficiency	40.8%	45.1%
Fourth Down-Made/Att	4/11	2/6
Fourth Down Efficiency	36.4%	33.3%
TOTAL NET YARDS	1,990	2,260
Avg. Per Game	331.7	376.7
Total Plays	368	394
Avg. Per Play	5.4	5.7
NET YARDS RUSHING	846	800
Avg. Per Game	141.0	133.3
Total Rushes	161	177
Avg. Per Rush	5.3	4.5
NET YARDS PASSING	1,144	1,460
Avg. Per Game	190.7	243.3
Sacked/Yards Lost	11/71	18/138
Gross Yards	1,215	1,598
Attempts/Completions	196/123	199/141
Pct. of Completion	62.8%	70.9%
Had Intercepted	3	4
PUNTS/AVERAGE	20/47.3	19/45.0
Net Punting Average	39.0	39.7
PUNT RETURN/AVG.	10/8.1	14/10.4
KICKOFF RETURN/AVG.	3/20.0	2/19.5
INTERCEPTION RETURN/AVG.	4/9.5	3/3.7
PENALTIES/YARDS	41/355	44/372
FUMBLES/BALL LOST	6/4	4/3
TOUCHDOWNS	12	18
Rushing	5	8
Passing	6	9
Returns	1	1
EXTRA POINTS/ATTEMPTS	7/8	18/18
TWO POINT CONVERSION/ATT.	1/4	0/0
FIELD GOALS/ATTEMPTS	12/13	12/12
AVG. TIME OF POSSESSION	27:58	32:02

SCORE BY PERIODS	Q1	Q2	Q3	Q4	OT	PTS
TEAM	22	65	23	7	0	117
OPPONENTS	30	34	34	64	0	162

SCORING	TD	RU	PA	RT	K-PAT	FG	2PT	S	PTS
M. Prater	0	0	0	0	7/8	12/13	0	0	43
M. Brown	3	0	3	0	0/0	0/0	0	0	18
J. Conner	2	2	0	0	0/0	0/0	0	0	12
M. Wilson	2	0	2	0	0/0	0/0	0	0	12
J. Dobbs	1	1	0	0	0/0	0/0	1	0	8
E. Demercado	1	1	0	0	0/0	0/0	0	0	6
Z. Ertz	1	0	1	0	0/0	0/0	0	0	6
R. Moore	1	1	0	0	0/0	0/0	0	0	6
C. Thomas	1	0	0	1	0/0	0/0	0	0	6
TEAM	12	5	6	1	7/8	12/13	1	0	117
OPPONENTS	18	8	9	1	18/18	12/12	0	0	162

SACKS: D. Gardeck 4.0, V. Dimukeje 3.5, Z. Collins 2.5, K. White 2.0, K. Strong 2.0, C. Watkins 1.0, D. Stills 1.0, J. Ledbetter 1.0, L. Fotu 1.0, **TM** 18.0, **OPP** 11.0 **FUM/LOST:** J. Dobbs 6/4, **TM** 6/4, **OPP** 4/3

PASSING	ATT	CMP	YDS	CMP%	YDS/ATT	TD	TD%	INT	INT%	LONG	SACK	LOST	RATING
J. Dobbs	196	123	1,215	62.8	6.2	6	3.1	3	1.5	69	11	71	84.0
TEAM	196	123	1,215	62.8	6.2	6	3.1	3	1.5	69	11.0	71	84.0
OPPONENTS	199	141	1,598	70.9	8.0	9	4.5	4	2.0	63t	18.0	138	101.3

RUSHING	NO.	YDS	AVG	LONG	TD
J. Conner	68	364	5.4	35	2
J. Dobbs	34	189	5.6	44	1
R. Moore	11	112	10.2	45t	1
E. Demercado	16	59	3.7	11t	1
K. Ingram	22	55	2.5	12	0
D. Williams	8	36	4.5	9	0
M. Brown	1	29	29.0	29	0
E. Turner	1	2	2.0	2	0
TEAM	161	846	5.3	45t	5
OPPONENTS	177	800	4.5	31	8

RECEIVING	TAR	NO.	YDS	AVG	LONG	TD
M. Brown	53	29	334	11.5	41	3
Z. Ertz	39	24	168	7.0	17	1
R. Moore	24	15	111	7.4	31	0
M. Wilson	22	18	317	17.6	69	2
T. McBride	15	12	141	11.8	27	0
E. Demercado	10	7	46	6.6	13	0
J. Conner	10	8	30	3.8	11	0
Z. Pascal	8	4	19	4.8	9	0
G. Swaim	3	2	22	11.0	11	0
K. Ingram	3	3	19	6.3	9	0
D. Williams	1	1	8	8.0	8	0
G. Dortch	1	0	0	0.0	0	0
TEAM	189	123	1,215	9.9	69	6
OPPONENTS	187	141	1,598	11.3	63	9

INTERCEPTIONS	NO.	YDS	AVG	LONG	TD
J. Thompson	1	35	35.0	35	0
K. Wallace	1	2	2.0	2	0
Z. Collins	1	1	1.0	1	0
K. White	1	0	0.0	0	0
TEAM	4	38	9.5	35	0
OPPONENTS	3	11	3.7	11	1

FUMBLES	FUM	LST	FF	REC	TD
J. Dobbs	6	4	0	2	0
TEAM	6	4	0	2	0
OPPONENTS	4	3	0	0	0

PUNTING	NO.	YDS	AVG	NET	TB	IN	LG	B
N. Cooney	13	592	45.5	40.3	1	2	56	0
B. Gillikin	7	353	50.4	36.4	0	1	62	0
TEAM	20	945	47.3	39.0	1	3	62	0
OPPONENTS	19	855	45.0	39.7	1	7	59	0

PUNT RETURNS	RET	FC	YDS	AVG	LONG	TD
G. Dortch	10	5	81	8.1	19	0
TEAM	10	5	81	8.1	19	0
OPPONENTS	14	3	146	10.4	29	0

KICKOFF RETURNS	NO.	YDS	AVG	LONG	TD
G. Dortch	3	60	20.0	28	0
TEAM	3	60	20.0	28	0
OPPONENTS	2	39	19.5	21	0

FIELD GOALS	1-19	20-29	30-39	40-49	50+
M. Prater	0/0	2/2	5/5	2/2	3/4
TEAM	0/0	2/2	5/5	2/2	3/4
OPPONENTS	0/0	4/4	4/4	4/4	0/0

2-Pt Conv: J. Dobbs 1, J. Conner 0, **TM** 1-4, **OPP** 0-0



CARDINALS 2023 DEFENSIVE STATS

POS.	PLAYER	TKL.	AST.	COMB	TFL	SACKS/SK. YDS.	QH	FR	FF	INT./YDS.	PD
LB	White, Kyzir	32	24	56	5	2.0/10.0	2	0	0	1/0	1
S	Wallace, K'Von	26	17	43	1	0.0/0.0	0	0	0	1/2	4
CB	Wilson, Marco	28	6	34	0	0.0/0.0	0	0	0	0/0	3
CB	Clark, Kei'Trel	28	3	31	1	0.0/0.0	0	0	0	0/0	4
S	Thompson, Jalen	19	7	26	2	0.0/0.0	0	0	1	1/35	2
LB	Gardeck, Dennis	14	4	18	6	4.0/45.0	6	0	1	0/0	0
LB	Barnes, Kryz	13	3	16	1	0.0/0.0	0	0	0	0/0	3
DL	Ledbetter, Jonathan	10	6	16	0	1.0/0.0	1	0	0	0/0	0
S	Chachere, Andre	10	4	14	0	0.0/0.0	0	0	0	0/0	2
LB	Dimukeje, Victor	9	5	14	4	3.5/25.5	5	0	1	0/0	0
DL	Strong, Kevin	9	5	14	3	2.0/22.0	2	0	0	0/0	1
DL	Stills, Dante	5	9	14	2	1.0/8.0	1	0	0	0/0	0
LB	Collins, Zaven	10	3	13	2	2.5/20.5	3	1	0	1/1	1
CB	Hamilton Sr., Antonio	9	3	12	0	0.0/0.0	0	0	0	0/0	0
LB	Woods, Josh	6	6	12	1	0.0/0.0	0	0	0	0/0	1
DL	Fotu, Leki	6	5	11	1	1.0/1.0	0	0	0	0/0	0
LB	Turner, Ezekiel	4	6	10	0	0.0/0.0	0	0	0	0/0	0
LB	Thomas, Cameron	6	3	9	2	0.0/0.0	1	1	0	0/0	1
DL	Watkins, Carlos	4	3	7	1	1.0/6.0	1	0	0	0/0	1
DL	Lopez, Roy	4	2	6	1	0.0/0.0	0	0	0	0/0	0
DL	Stille, Ben	4	1	5	0	0.0/0.0	0	0	0	0/0	0
S	Baker, Budda	3	2	5	0	0.0/0.0	0	0	0	0/0	0
LB	Luketa, Jesse	3	1	4	0	0.0/0.0	1	0	0	0/0	0
LB	Ojulari, BJ	1	3	4	0	0.0/0.0	0	0	0	0/0	0
DL	Banks, Eric	2	0	2	0	0.0/0.0	0	0	0	0/0	0
DL	Collier, L.J.	2	0	2	0	0.0/0.0	0	0	0	0/0	0
S	Blount, Joey	0	1	1	0	0.0/0.0	0	0	0	0/0	0
TOTALS		267	132	399	33	18.0/138.0	23	2	3	4/38	24

POS.	PLAYER	TKL.	AST.	COMB.	DEFENSIVE SCORES
LB	Turner, Ezekiel	2	4	6	INT (0)
WR	Pascal, Zach	4	1	5	FR (1) (1:02) (Shotgun) S.Howell sacked at WAS 12 for -14 yards (D.Gardeck). FUMBLES (D.Gardeck) [D.Gardeck], RECOVERED by ARZ-C.Thomas at WAS 2. C.Thomas for 2 yards. @ WAS (09/10/23)
LB	Dimukeje, Victor	2	0	2	Safety (0)
CB	Hamilton Sr., Antonio	2	0	2	
S	Blount, Joey	1	1	2	
P	Gillikin, Blake	1	1	2	FR (1) (13:38) B.Gillikin punts 45 yards to LA 15, Center-A.Brewer. A.Trammell to LA 16 for 1 yard (B.Price, J.Blount). FUMBLES (J.Blount), touched at LA 16, RECOVERED by ARZ-B.Price at LA 17. @ LAR (10/15/23)
CB	Boyd, Kris	1	0	1	
CB	Matthew, Christian	1	0	1	
TE	McBride, Trey	1	0	1	
CB	Price, Bobby	1	0	1	
WR	Dortch, Greg	0	1	1	
LB	Luketa, Jesse	0	1	1	
TOTALS		16	9	25	

CARDINALS GAME-BY-GAME OFFENSE



2023 REGULAR SEASON CARDINALS GAME-BY-GAME OFFENSE

	09/10	09/17	09/24	10/01	10/08	10/15	10/22	10/29	11/05	11/12	11/19	11/26	12/03	12/17	12/24	12/31	01/07	Totals
	@	vs.	vs.	@	vs.	@	@	vs.	@	vs.	@	vs.	@	vs.	@	@	vs.	
	WAS	NYG	DAL	SF	CIN	LAR	SEA	BAL	CLE	ATL	HOU	LAR	PIT	SF	CHI	PHI	SEA	
FIRST DOWNS																		
Total	13	24	20	23	15	20												115
Rushing	4	10	8	7	5	6												40
Passing	9	11	8	13	10	12												63
Penalty	0	3	4	3	0	2												12
THIRD DOWNS																		
Attempts	14	10	10	15	11	16												76
Converted	4	4	5	8	4	6												31
Percentage	28.6%	40.0%	50.0%	53.3%	36.4%	37.5%												40.8%
FOURTH DOWNS																		
Attempts	1	0	0	3	3	4												11
Converted	0	0	0	2	0	2												4
Percentage	0.0%	0	0	66.7%	0.0%	50.0%												36.4%
TOT. OFFENSE																		
Net Yards	210	379	400	362	294	345												1,990
Plays	58	60	53	67	57	73												368
Avg./Play	3.6	6.3	7.5	5.4	5.2	4.7												5.4
RUSHING																		
Net Yards	96	151	222	105	142	130												846
Rush. Att.	25	29	30	25	22	30												161
Avg./Att.	3.8	5.2	7.4	4.2	6.5	4.3												5.3
PASSING																		
Net Yards	114	228	178	257	152	215												1,144
Attempts	30	31	21	41	32	41												196
Completions	21	21	17	28	15	21												123
Intercepted	0	0	0	0	2	1												3
Gross Yards	132	228	189	265	166	235												1,215
Sacked	3.0	0.0	2.0	1.0	3.0	2.0												11.0
Yards Lost	18	0	11	8	14	20												71
ADVANCES																		
Rushes	25	29	30	25	22	30												161
Completions	21	21	17	28	15	21												123
Totals	46	50	47	53	37	51												284
Total Drives	11	10	9	7	13	12												62
PENALTIES																		
Number	9	8	8	9	2	5												41
Yards	122	57	69	55	16	36												355
FUMBLES																		
Number	3	0	0	1	1	1												6
Lost	2	0	0	0	1	1												4
PUNTING																		
Yards	235	146	94	117	219	134												945
Punts	5	3	2	3	4	3												20
Net Avg.	45.0	37.3	47.0	31.0	37.8	34.7												39.0
Gross Avg.	47.0	48.7	47.0	39.0	54.8	44.7												47.3
SCORING																		
Points	16	28	28	16	20	9												117
Q1	3	7	9	0	0	3												22
Q2	10	13	12	10	14	6												65
Q3	3	8	0	6	6	0												23
Q4	0	0	7	0	0	0												7
OT	0	0	0	0	0	0												0
TD Rushing	0	2	2	0	1	0												5
TD Passing	0	1	1	2	2	0												6
TD KO Returns	0	0	0	0	0	0												0
TD Punt Returns	0	0	0	0	0	0												0
TD Sp. Teams	0	0	0	0	0	0												0
TD Def. Returns	1	0	0	0	0	0												1
FG Attempts	3	3	3	1	0	3												13
FG Made	3	2	3	1	0	3												12
Safety	0	0	0	0	0	0												0
2-Pt Attempts	0	1	2	1	0	0												4
2-Pt Made	0	1	0	0	0	0												1
Time of Possession	28:36	30:37	25:27	30:46	21:50	30:30												27:57



CARDINALS GAME-BY-GAME DEFENSE

2023 REGULAR SEASON CARDINALS GAME-BY-GAME DEFENSE

	09/10	09/17	09/24	10/01	10/08	10/15	10/22	10/29	11/05	11/12	11/19	11/26	12/03	12/17	12/24	12/31	01/07	Totals
	@	vs.	vs.	@	vs.	@	@	vs.	@	vs.	@	vs.	@	vs.	@	@	vs.	
	WAS	NYG	DAL	SF	CIN	LAR	SEA	BAL	CLE	ATL	HOU	LAR	PIT	SF	CHI	PHI	SEA	
FIRST DOWNS																		
Total	21	26	26	30	27	17												147
Rushing	7	10	12	10	7	9												55
Passing	10	15	11	17	19	7												79
Penalty	4	1	3	3	1	1												13
THIRD DOWNS																		
Attempts	12	12	16	5	14	12												71
Converted	4	7	9	3	5	4												32
Percentage	33.3%	58.3%	56.3%	60.0%	35.7%	33.3%												45.1%
FOURTH DOWNS																		
Attempts	0	1	1	1	3	0												6
Converted	0	1	0	1	0	0												2
Percentage	0	100.0%	0.0%	100.0%	0.0%	0												33.3%
TOT. OFFENSE																		
Net Yards	248	439	416	395	380	382												2,260
Plays	65	67	75	53	79	55												394
Avg./Play	3.8	6.6	5.5	7.5	4.8	6.9												5.7
RUSHING																		
Net Yards	92	127	185	124	93	179												800
Rush. Att.	28	27	33	31	30	28												177
Avg./Att.	3.3	4.7	5.6	4.0	3.1	6.4												4.5
PASSING																		
Net Yards	156	312	231	271	287	203												1,460
Attempts	31	37	40	21	46	24												199
Completions	19	26	25	20	36	15												141
Intercepted	1	1	1	0	1	0												4
Gross Yards	202	321	249	283	317	226												1,598
Sacked	6.0	3.0	2.0	1.0	3.0	3.0												18.0
Yards Lost	46	9	18	12	30	23												138
ADVANCES																		
Rushes	28	27	33	31	30	28												177
Completions	19	26	25	20	36	15												141
Totals	47	53	58	51	66	43												318
Total Drives	13	10	8	8	12	10												61
PENALTIES																		
Number	8	9	13	4	4	6												44
Yards	70	75	107	21	40	59												372
FUMBLES																		
Number	2	0	0	0	1	1												4
Lost	2	0	0	0	0	1												3
PUNTING																		
Yards	266	111	102	45	145	186												855
Punts	6	3	2	1	3	4												19
Net Avg.	40.3	37.0	41.5	45.0	41.0	37.5												39.7
Gross Avg.	44.3	37.0	51.0	45.0	48.3	46.5												45.0
SCORING																		
Points	20	31	16	35	34	26												162
Q1	7	0	3	7	10	3												30
Q2	3	0	7	14	7	3												34
Q3	0	14	3	0	7	10												34
Q4	10	17	3	14	10	10												64
OT	0	0	0	0	0	0												0
TD Rushing	1	2	0	4	0	1												8
TD Passing	1	2	1	1	3	1												9
TD KO Returns	0	0	0	0	0	0												0
TD Punt Returns	0	0	0	0	0	0												0
TD Sp. Teams	0	0	0	0	0	0												0
TD Def. Returns	0	0	0	0	1	0												1
FG Attempts	2	1	3	0	2	4												12
FG Made	2	1	3	0	2	4												12
Safety	0	0	0	0	0	0												0
2-Pt Attempts	0	0	0	0	0	0												0
2-Pt Made	0	0	0	0	0	0												0
Time of Possession	31:24	29:23	34:33	29:14	38:10	29:30												32:02



RUSHING

200 Yards Rushing

By Cardinals: 228, Beanie Wells at St. Louis, Nov. 27, 2011 (27 att., 1 TD)
By Opponent: 228, Clinton Portis at Denver, Dec. 29, 2002 (24 att., 2 TD)

150 Yards Rushing

By Cardinals: 164, Kenyan Drake at Dallas, Oct. 19, 2020 (20 att., 2 TD)
By Opponent: 158, Kyren Williams vs. LA Rams, Oct. 15, 2023 (20 att., 1 TD)

100 Yards Rushing

By Cardinals: 106, James Conner vs. NY Giants, Sep. 17, 2023 (23 att., 1 TD)
By Opponent: 158, Kyren Williams vs. LA Rams, Oct. 15, 2023 (20 att., 1 TD)

Two 100-Yard Rushers

By Cardinals: 126 yards, Ottis Anderson/102 yards, Wayne Morris at New Orleans, Oct. 5, 1980
By Opponent: 128 yards, Marshawn Lynch/108 yards, Robert Turbin at Seattle, Dec. 9, 2012

Four Rushing Touchdowns

By Cardinals: Kenyan Drake vs. Cleveland, Dec. 15, 2019 (5, 1, 1, 17 yards)
By Opponent: Shaun Alexander at Seattle, Sep. 25, 2005 (25, 1, 1, 1 yards)

Three Rushing Touchdowns

By Cardinals: Kenyan Drake (4) vs. Cleveland, Dec. 15, 2019 (5, 1, 1, 17 yards)
By Opponent: Christian McCaffrey at San Francisco, Oct. 1, 2023 (1, 18, 2 yards)

Two Rushing Touchdowns

By Cardinals: James Conner at LA Rams, Nov. 13, 2022 (4, 9 yards)
By Opponent: Christian McCaffrey at San Francisco, Oct. 1, 2023 (1, 18, 2 yards)

PASSING

500 Yards Passing

By Cardinals: 522, Boomer Esiason at Washington, Nov. 10, 1996-OT (35 comp., 59 att.)
By Opponent: Never happened

400 Yards Passing

By Cardinals: 400, Kyler Murray vs. Minnesota, Sep. 19, 2021 (29 comp., 36 att.)
By Opponent: 424, Jared Goff vs. LA Rams, Dec. 1, 2019 (32 comp., 43 att.)

300 Yards Passing

By Cardinals: 326, Kyler Murray at Minnesota, Oct. 30, 2022 (31 comp., 44 att.)
By Opponent: 317, Joe Burrow vs Cincinnati, Oct. 18, 2023 (36 comp., 46 att.)

Six Touchdown Passes

By Cardinals: Charley Johnson vs. New Orleans, Nov. 2, 1969 (32, 14, 28, 31, 26, 14 yards)
By Opponent: Brett Favre at NY Jets, Sep. 28, 2008 (12, 34, 2, 17, 40, 24 yards)

Five Touchdown Passes

By Cardinals: Kurt Warner at Chicago, Nov. 8, 2009 (11, 6, 17, 15, 4 yards)
By Opponent: Patrick Mahomes vs. Kansas City, Sep. 11, 2022 (9, 3, 4, 1, 2 yards)

Four Touchdown Passes

By Cardinals: Kyler Murray at Cleveland, Oct. 17, 2021 (21, 13, 9, 14 yards)
By Opponent: Jimmy Garoppolo vs. San Francisco, Nov. 21, 2022 (7, 39, 13, 32 yards)

Three Touchdown Passes

By Cardinals: Kyler Murray at Minnesota, Oct. 30, 2022 (6, 8, 38 yards)
By Opponent: Joe Burrow vs. Cincinnati, Oct. 8, 2023 (2, 63, 3 yards)

RECEIVING

200 Yards Receiving

By Cardinals: 217, Anquan Boldin at Detroit, Sep. 7, 2003 (10 rec., 2 TD)
By Opponent: 200, Tyler Lockett vs. Seattle, Oct. 25, 2020 (15 rec., 3 TD)

150 Yards Receiving

By Cardinals: 159, DeAndre Hopkins at Minnesota, Oct. 30, 2022 (12 rec., 1 TD)
By Opponent: 192, Ja'Marr Chase vs. Cincinnati, Oct. 8, 2023 (15 rec., 3 TD)

100 Yards Receiving

By Cardinals: 103, Greg Dortch vs. San Francisco, Nov. 21, 2022 (12 rec., 1 TD)
By Opponent: 148, Cooper Kupp vs. LA Rams, Oct. 15, 2023 (7 rec., 1 TD)

Two 100-Yard Receivers

By Cardinals: 112, A.J. Green (5 rec.), 104, Christian Kirk (7 rec.) at Jacksonville, Sep. 26, 2021
By Opponent: 172, Robert Woods (13 rec.), 107, Tyler Higbee (7 rec., 1 TD) vs. LA Rams, Dec. 1, 2019

Four Receiving Touchdowns

By Cardinals: Roy Green vs. Seattle, Nov. 13, 1983 (15, 23, 7, 63 yards)
By Opponent: Earnest Gray vs. NY Giants, Sep. 7, 1980 (10, 37, 42, 20 yards)

Three Receiving Touchdowns

By Cardinals: Christian Kirk at Tampa Bay, Nov. 10, 2019 (33, 69, 15 yards)
By Opponent: Ja'Marr Chase vs. Cincinnati, Oct. 8, 2023 (2, 63, 3 yards)

Two Receiving Touchdowns

By Cardinals: Michael Wilson at San Francisco Jan. 2, 2022 (16, 8 yards)
By Opponent: Ja'Marr Chase vs. Cincinnati, Oct. 8, 2023 (2, 63, 3 yards)

10 or More Receptions in a Game

By Cardinals: Greg Dortch (10 for 98 yards) vs. Tampa Bay, Dec. 25, 2022
By Opponent: Ja'Marr Chase (15 for 192 yards) vs. Cincinnati, Oct. 8, 2023

COMBOS

100-Yard Rusher/100-Yard Receiver

By Cardinals: Kenyan Drake, 100 rushing yards/DeAndre Hopkins, 127 receiving yards vs. Buffalo, Nov. 15, 2020
By Opponent: Kyren Williams, 158 rushing yards/Cooper Kupp, 148 receiving yards at LA Rams, Oct. 15, 2023

100-Yard Rusher/Two 100-Yard Receivers

By Cardinals: Johnny Johnson, 103 rushing yards/Ernie Jones, 117 receiving yards/Roy Green, 120 receiving yards vs. Green Bay, Nov. 18, 1990
By Opponent: Marshawn Lynch, 113 rushing yards/Luke Willson, 139 receiving yards/Doug Baldwin, 113 receiving yards vs. Seattle, Dec. 21, 2014

100-Yard Rusher/100-Yard Receiver/300-Yard Passer

By Cardinals: Chris Johnson, 109 rushing yards/Michael Floyd, 106 receiving yards/Carson Palmer 374 passing yards at Cleveland, Nov. 1, 2015
By Opponent: Latavius Murray, 102 rushing yards/Michael Thomas, 112 receiving yards/Drew Brees, 373 passing yards at New Orleans, Oct. 27, 2019

Two 100-Yard Receivers/300-Yard Passer

By Cardinals: A.J. Green, 112; Christian Kirk, 104; Kyler Murray, 316, at Jacksonville, Sep. 26, 2021
By Opponent: Robert Woods, 172; Tyler Higbee, 107; Jared Goff, 424 vs. LA Rams, Dec. 1, 2019

SCORING

Four Total Touchdowns

By Cardinals: Kenyan Drake vs. Cleveland, Dec. 15, 2019 (4 rush)
By Opponent: Christian McCaffrey at San Francisco, Oct. 1, 2023 (3 rush, 1 rec.)

Three Total Touchdowns

By Cardinals: James Conner at San Francisco, Nov. 7, 2021 (2 rush, 1 rec.)
By Opponent: Ja'Marr Chase vs. Cincinnati, Oct. 8, 2023 (3 rec.)

Two-Point Conversion

By Cardinals: Joshua Dobbs run vs. NY Giants, Sep. 17, 2023
By Opponent: Austin Ekeler reception vs. LA Chargers, Nov. 27, 2022

Multiple Two-Point Conversions

By Cardinals: Eno Benjamin run; Zach Ertz reception vs. New Orleans, Oct. 20, 2022
By Opponent: Todd Gurley run (2x); Malcolm Brown reception vs. LA Rams, Sep. 16, 2018

Safety

By Cardinals: Intentional grounding by Jalen Hurts in end zone vs. Philadelphia, Dec. 20, 2020
By Opponent: Intentional grounding by Kyler Murray in end zone vs. Indianapolis, Dec. 25, 2021

KICKING

Six Field Goals

By Cardinals: Phil Rackers vs. San Francisco, Oct. 2, 2005 (40, 45, 48, 23, 43, 24 yards)
By Opponent: Never happened

Five Field Goals

By Cardinals: Phil Dawson at Washington, Dec. 17, 2017 (40, 35, 19, 34, 32 yards)
By Opponent: Robbie Gould vs. San Francisco, Oct. 1, 2017 (49, 39, 47, 48, 23 yards)

Four Field Goals

By Cardinals: Matt Prater at Atlanta, Jan. 1, 2023 (38, 36, 36, 57 yards)
By Opponent: Brett Maher vs. LA Rams, Oct. 15, 2023 (29, 35, 25, 43 yards)

Three Field Goals

By Cardinals: Matt Prater vs. LA Rams, Oct. 15, 2023 (55, 32, 27 yards)
By Opponent: Brett Maher vs. LA Rams, Oct. 15, 2023 (29, 35, 25 yards)



THE LAST TIME - REGULAR SEASON

Missed Point-After-Touchdown

By Cardinals: Matt Prater vs. Cincinnati, Oct. 8, 2023 (wide left)
By Opponent: Greg Joseph at Minnesota, Oct 30, 2022 (hit left upright)

Blocked Punt

By Cardinals: Ezekiel Turner vs. Philadelphia, Dec. 20, 2020 (Cameron Johnston punt)
By Opponent: Richie Grant at Atlanta, Jan. 1, 2023 (Andy Lee Punt)

Blocked Punt Return For Touchdown

By Cardinals: Dennis Gardeck (Cameron Malveaux block) at Seattle, Dec. 30, 2018, 0 yards (Michael Dickson punt)
By Opponent: Elijahaa Penny (Michael Thomas block) at NY Giants, Oct. 20, 2019, 0 yards (Andy Lee punt)

Blocked Field Goal Attempt

By Cardinals: Leki Fotu at Minnesota, Oct. 30, 2022 (Greg Joseph 45-yard attempt)
By Opponent: A'Shawn Robinson at LA Rams, Jan. 3, 2021 (Mike Nugent 37-yard attempt)

Blocked Field Goal Attempt For Touchdown

By Cardinals: Justin Bethel (Adrian Wilson block) vs. Chicago, Dec. 23, 2012, 82 yards (Olindo Mare kick)
By Opponent: Mike Bass (Verlon Biggs block) at Washington, Sep. 24, 1972, 32 yards (Jim Bakken kick)

RETURNS

Punt Return For Touchdown

By Cardinals: Ted Ginn, Jr. at NY Giants, Sep. 14, 2014, 71 yards (Steve Weatherford punt)
By Opponent: Dontae Johnson vs. Pittsburgh, Dec. 8, 2019, 85 yards (Andy Lee punt)

Kickoff Return For Touchdown

By Cardinals: David Johnson at Chicago, Sep. 20, 2015, 108 yards (Robbie Gould kickoff)
By Opponent: Tyler Lockett at Seattle, Dec. 31, 2017, 99 yards (Phil Dawson kickoff)

Interception Return For Touchdown

By Cardinals: Zaven Collins vs. Seattle, Nov. 6, 2022 (30 yards, Geno Smith pass)
By Opponent: Cam Taylor-Britt vs. Cincinnati, Oct. 8, 2023 (11 yards, Johua Dobbs pass)

Fumble Return For Touchdown

By Cardinals: Cam Thomas at Washington, Sep. 10, 2023, 2 yards (Sam Howell fumble)
By Opponent: Raekwon McMillan vs. New England, Dec. 12, 2022, 23 yards (De'Andre Hopkins fumble)

DEFENSE

Four Interceptions

By Cardinals: Kwamie Lassiter vs. San Diego, Dec. 27, 1998
By Opponent: Never happened

Three Interceptions

By Cardinals: Antrel Rolle at Cincinnati, Nov. 18, 2007
By Opponent: Marcus Trufant at Seattle, Dec. 9, 2007

Two Interceptions

By Cardinals: Marco Wilson vs. Tampa Bay, Dec. 25, 2022
By Opponent: Tashaun Gipson Sr. at San Francisco, Jan. 8, 2023

Two Interceptions By Teammates

By Cardinals: at Washington, Oct. 16, 1994 (Aeneas Williams and James Williams)
By Opponent: vs. Cincinnati, Oct. 8, 2023 (Cam Taylor-Britt and Germaine Pratt)

Four Quarterback Sacks

By Cardinals: Chandler Jones (5.0) at Tennessee, Sep. 12, 2021
By Opponent: Cameron Wake (4.5) vs. Miami, Sep. 30, 2012

Three Quarterback Sacks

By Cardinals: J.J. Watt at Denver, Dec. 18, 2022
By Opponent: Josh Uche vs. New England, Dec. 12, 2022

Two Quarterback Sacks By Teammates

By Cardinals: at Cleveland, Oct. 17, 2021 (Markus Golden 2.0, Jordan Hicks 2.0)
By Opponent: vs. Carolina, Sep. 22, 2019 (Mario Addison 3.0, Christian Miller 2.0)

Two Opponent Fumble Recoveries

By Cardinals: Jordan Hicks at San Francisco, Nov. 7, 2021
By Opponent: J.J. Watt vs. Houston, Nov. 10, 2013

TEAM SCORING

50 Points Scored By Team

By Cardinals: St. Louis 56 at Minnesota 14, Oct. 6, 1963
By Opponent: Arizona 0 at Seattle 58, Dec. 9, 2012

40 Points Scored By Team

By Cardinals: Arizona 42, vs. New Orleans 34, Oct. 20, 2022
By Opponent: Arizona 21, vs. Kansas City 44, Sep. 11, 2022

20 First-Quarter Points

By Cardinals: 21 vs. San Francisco, Sep. 10, 2006
By Opponent: 21 vs. Denver, Oct. 18, 2018

20 Second-Quarter Points

By Cardinals: 21 vs. NY Giants, Sep. 17, 2023
By Opponent: 20 vs. Philadelphia, Dec. 20, 2020

20 Third-Quarter Points

By Cardinals: 21 vs. Green Bay, Dec. 27, 2015
By Opponent: 21 at San Francisco, Jan. 2, 2011

20 Fourth-Quarter Points

By Cardinals: 20 at Seattle, Dec. 24, 2016
By Opponent: 21 vs. LA Rams, Dec. 6, 2020

30 One-Half Points

By Cardinals: 31 in first half vs. San Francisco, Sep. 27, 2015
By Opponent: 31 in second half vs. NY Giants, Sep. 17, 2023

Score Touchdown In Each Quarter

By Cardinals: at Cleveland, Oct. 17, 2021 (7, 16, 7, 7 points)
By Opponent: vs. Cincinnati, Oct. 8, 2023 (7, 7, 7, 7 points)

OFFENSE

500 Yards Total Offense

By Cardinals: 503 vs. Minnesota, Sep. 19, 2021
By Opponent: 572 vs. Seattle, Oct. 25, 2020

No Sacks/No Interceptions Allowed

By Cardinals: vs. NY Giants, Sep. 17, 2023
By Opponent: vs. San Francisco, Nov. 21, 2022

DEFENSE

Shutout

By Cardinals: Arizona 23, vs. NY Giants 0, Dec. 24, 2017 (State Farm Stadium)
By Opponent: Arizona 0, at LA Rams 34, Sep. 16, 2018 (Los Angeles Memorial Coliseum)

Shutout At Home

By Cardinals: Arizona 23, vs. NY Giants 0, Dec. 24, 2017 (State Farm Stadium)
By Opponent: Arizona 0, vs. Seattle 38, Sep. 14, 2003 (Sun Devil Stadium)

Shutout On The Road

By Cardinals: Arizona 38, at Dallas 0, Nov. 16, 1970 (Cotton Bowl)
By Opponent: Arizona 0, at LA Rams 34, Sep. 16, 2018 (Los Angeles Memorial Coliseum)

MISCELLANEOUS

Overtime Win At Home

By Cardinals: vs. Seattle, Oct. 25, 2020, 37-34 (State Farm Stadium)
By Opponent: Dec. 25 2022 vs. Tampa Bay, 19-16 (State Farm Stadium)

Overtime Win On The Road

By Cardinals: Sep. 18, 2022 at Las Vegas, 29-23 (Allegiant Stadium)
By Opponent: Nov. 7, 2010 at Minnesota, 27-24 (Metrodome)

10 Or More Penalties

By Cardinals: 10, at LA Rams Nov. 13 2022 (67 yards)
By Opponent: 13, vs. Dallas, Sep. 24, 2023 (107 yards)

Tie Game

By Cardinals: Sep. 8, 2019 vs. Detroit, 27-27

Over 40:00 Time of Possession (Non-OT)

By Cardinals: 40:22 at Seattle, Nov. 21, 2021
By Opponent: 40:12 at San Francisco, Oct. 7, 2018

CARDINALS MISCELLANEOUS STATS



Season Record.....	1-5	At Home.....	1-2	When won coin toss.....	0-1
In NFC West Games.....	0-2	On the Road.....	0-3	When lost coin toss.....	1-4
In NFC East Games.....	1-2	Outdoors.....	0-2	When scored first.....	1-2
In NFC North Games.....	0-0	Indoors.....	1-3	When opponent scores first.....	0-3
In NFC South Games.....	0-0	On Natural Grass.....	1-4	In overtime games.....	0-0
In September.....	1-2			When Cards out-rushed opponent.....	1-3
In October.....	0-3			When Cards out-passed opponent.....	0-1
In November.....	0-0				
In December.....	0-0			While wearing white jersey/white pants.....	0-2
In January.....	0-0			While wearing red jersey/red pants.....	1-2
				While wearing alternate black uniform.....	0-1
With roof open at State Farm Stadium.....	0-0			When playing in the Eastern Time Zone.....	0-1
With roof closed at State Farm Stadium.....	1-2				
When Yielding 20 Points or Less.....	1-0			When Tied at Halftime.....	0-0
When Scoring 20 Points or More.....	1-2			When Led at the End of 3 rd Quarter.....	1-2
When Led at Halftime.....	1-3			When Trailing at the End of 3 rd Quarter.....	0-3
When Trailing at Halftime.....	0-2			When Tied at the End of 3 rd Quarter.....	0-0
When Arizona had a 100-yd rusher.....	0-1			When Arizona had a 300-yard passer.....	0-0
When opp. had a 100-yd rusher.....	1-2			When opponent had a 300-yard passer.....	0-2
When Arizona had a 100-yd receiver.....	0-0			When Arizona won turnover margin.....	1-2
When opp. had a 100-yd receiver.....	0-3			When opponent won turnover margin.....	0-2

Booth Initiated Reviews

Date	Opp	Explanation	Result
10-1	@ SF	Reviewed the short of the line to gain ruling for ARZ RB Joshua Dobbs-(First down)	Reversed
10-15	@ LAR	Reviewed the fumble ruling in endzone for LAR RB Kyren Williams-(Touchdown)	Reversed

Arizona Instant Replay Challenges (0-0)

Date	Opp	Explanation	Result
------	-----	-------------	--------

Opponent Instant Replay Challenges (0-2)

Date	Opp	Explanation	Result
9-10	@ WAS	Challenged the runner was short of the line to gain ruling for WAS RB Antonio Gibson	Upheld
9-17	vs. NYG	Challenged the pass completion ruling for AZ WR Rondale Moore	Upheld

Overtime Scoring Plays (0-0)

Date	Opp	Play
------	-----	------

Arizona Defensive Touchdowns

Date	Opp	Play
9-10	@ WAS	LB Cameron Thomas two-yard fumble return for a touchdown

Arizona Kick/Punt Return Touchdowns

Date	Opp	Play
------	-----	------

Arizona Two-Point Conversion Attempts (1-4)

Date	Opp	Play
9-17	vs. NYG	Run by QB Joshua Dobbs is successful
9-24	vs. DAL	Run by RB James Conner fails
		Pass attempt from QB Joshua Dobbs to WR Marquise Brown is incomplete
10-1	@ SF	Run by RB James Conner fails

Arizona Onside Kick Attempts/Recoveries (0-0)

Date	Opp	Play
------	-----	------



CARDINALS SCORING DRIVES

CARDINALS 2023 REGULAR SEASON SCORING DRIVES

DATE	OPPONENT	ACQUIRED	DRIVE START	PLAYS	YARDS	Q	TIME	FIRST DOWNS	SCORING PLAY	ARI	OPP
09/10	at Washington	Kickoff	ARI 25	8	64	Q1	3:22	2	M. Prater: 28-yard FG	3	7
		Interception	WAS 37	4	1	Q2	1:20	0	M. Prater: 54-yard FG	6	7
		Kickoff	ARI 25	11	56	Q3	4:51	4	M. Prater: 37-yard FG	16	10
09/17	N.Y. Giants	Punt	ARI 14	9	86	Q1	4:41	6	J. Conner: 4-yard run	7	0
		Punt	ARI 20	7	80	Q1	3:27	4	Q2: J. Dobbs: 23-yard run	14	0
		Punt	ARI 27	9	54	Q2	5:02	3	M. Prater: 37-yard FG	17	0
		Interception	NYG 34	6	8	Q2	3:11	1	M. Prater: 44-yard FG	20	0
		Kickoff	ARI 25	8	75	Q3	4:09	5	M. Brown: 3-yard pass from J. Dobbs	28	7
09/24	Dallas	Kickoff	ARI 25	6	54	Q1	2:29	1	M. Prater: 39-yard FG	3	0
		Punt	ARI 18	7	82	Q1	3:49	5	J. Conner: 5-yard run	9	0
		Kickoff	ARI 25	7	75	Q1	4:17	3	Q2: R. Moore: 45-yard run	15	3
		Kickoff	ARI 25	10	50	Q2	4:04	3	M. Prater: 43-yard FG	18	10
		Punt	ARI 29	5	27	Q2	0:25	2	M. Prater: 62-yard FG	21	10
		Kickoff	ARI 24	4	76	Q4	2:11	2	M. Brown: 2-yard pass from J. Dobbs	28	16
10/01	at San Francisco	Kickoff	ARI 40	13	40	Q2	6:00	3	M. Prater: 38-yard FG	3	14
		Kickoff	ARI 13	13	87	Q2	4:59	5	M. Wilson: 16-yard pass from J. Dobbs	10	21
		Punt	ARI 1	11	99	Q3	6:25	6	M. Wilson: 8-yard pass from J. Dobbs	16	21
10/08	Cincinnati	Kickoff	ARI 25	9	75	Q1	4:21	4	Q2: M. Brown: 25-yard pass from J. Dobbs	7	10
		Punt	CIN 49	5	49	Q2	2:13	3	Z. Ertz: 4-yard pass from J. Dobbs	14	10
		Kickoff	ARI 25	11	75	Q3	6:06	5	E. Demercado: 11-yard run	20	24
10/15	at L.A. Rams	Kickoff	ARI 25	8	38	Q1	3:35	2	M. Prater: 55-yard FG	3	0
		Fumble	LAR 17	4	3	Q2	0:52	0	M. Prater: 32-yard FG	6	3
		Punt	ARI 28	11	63	Q2	4:22	4	M. Prater: 27-yard FG	9	3
10/22		--	--	--	--	--	--	--	--	--	
10/29		--	--	--	--	--	--	--	--	--	
11/05		--	--	--	--	--	--	--	--	--	
11/12		--	--	--	--	--	--	--	--	--	
11/19		--	--	--	--	--	--	--	--	--	
11/26		--	--	--	--	--	--	--	--	--	
12/03		--	--	--	--	--	--	--	--	--	
12/17		--	--	--	--	--	--	--	--	--	
12/24		--	--	--	--	--	--	--	--	--	
12/31		--	--	--	--	--	--	--	--	--	
01/07		--	--	--	--	--	--	--	--	--	
AVG				8.1	57.3		3:44	3.2			

CARDINALS DEFENSIVE SUMMARIES



SEPTEMBER 10, 2023
CARDINALS @ WASHINGTON COMMANDERS
L 20-16

TOP TACKLERS		SACKS		INTS		FORCED FUMBLES		RECOVERED FUMBLES	
PLAYER	NO.	PLAYER	NO.	PLAYER	NO.	PLAYER	NO.	PLAYER	NO.
K. White	9	D. Gardeck	2.0	Z. Collins	1	V. Dimukeje	1	Z. Collins	1
K. Wallace	7	V. Dimukeje	1.0			D. Gardeck	1	C. Thomas	1
J. Ledbetter	6	L. Fotu	1.0						
M. Wilson	6	J. Ledbetter	1.0						
B. Baker	5	C. Watkins	1.0						

SEPTEMBER 17, 2023
CARDINALS VS. NEW YORK GIANTS
L 31-28

TOP TACKLERS		SACKS		INTS		FORCED FUMBLES		RECOVERED FUMBLES	
PLAYER	NO.	PLAYER	NO.	PLAYER	NO.	PLAYER	NO.	PLAYER	NO.
K. Wallace	8	D. Gardeck	1.0	J. Thompson	1				
K. Barnes	7	K. White	1.0						
J. Thompson	7	Z. Collins	0.5						
K. White	7	V. Dimukeje	0.5						
K. Clark	5								

SEPTEMBER 24, 2023
CARDINALS VS. DALLAS COWBOYS
W 28-16

TOP TACKLERS		SACKS		INTS		FORCED FUMBLES		RECOVERED FUMBLES	
PLAYER	NO.	PLAYER	NO.	PLAYER	NO.	PLAYER	NO.	PLAYER	NO.
K. White	14	Z. Collins	1.0	K. White	1				
K. Clark	10	V. Dimukeje	1.0						
J. Thompson	8								
K. Barnes	7								
K. Wallace	7								

OCTOBER 1, 2023
CARDINALS @ SAN FRANCISCO 49ERS
L 35-16

TOP TACKLERS		SACKS		INTS		FORCED FUMBLES		RECOVERED FUMBLES	
PLAYER	NO.	PLAYER	NO.	PLAYER	NO.	PLAYER	NO.	PLAYER	NO.
E. Turner	9	D. Gardeck	1.0						
K. Wallace	8								
K. White	7								
K. Clark	5								
Z. Collins	4								

OCTOBER 8, 2023
CARDINALS VS. CINCINNATI BENGALS
L 34-20

TOP TACKLERS		SACKS		INTS		FORCED FUMBLES		RECOVERED FUMBLES	
PLAYER	NO.	PLAYER	NO.	PLAYER	NO.	PLAYER	NO.	PLAYER	NO.
K. White	11	Z. Collins	1.0	K. Wallace	1	J. Thompson	1		
M. Wilson	11	D. Stills	1.0						
K. Wallace	10	K. Strong	1.0						
A. Hamilton Sr.	7								
D. Stills	6								

OCTOBER 15, 2023
CARDINALS @ LOS ANGELES RAMS
L 26-9

TOP TACKLERS		SACKS		INTS		FORCED FUMBLES		RECOVERED FUMBLES	
PLAYER	NO.	PLAYER	NO.	PLAYER	NO.	PLAYER	NO.	PLAYER	NO.
K. White	8	V. Dimukeje	1.0						
J. Woods	6	K. Strong	1.0						
A. Chachere	5	K. White	1.0						
A. Hamilton Sr.	5								
M. Wilson	5								



CARDINALS TURNOVER ANALYSIS

2023 REGULAR SEASON - DEFENSIVE TAKEAWAYS

DATE	OPPONENT	TAKEAWAY	QTR.	SCORE	YD-LINE	RESULT
09/10	at Washington	Z. Collins INT (S. Howell)	2	3-7	WAS-38	FG
		Z. Collins FR (V. Dimukeje FF)	2	6-7	ARZ-16	Punt
		C. Thomas FR (D. Gardeck FF)	2	13-7	WAS-2	TD
09/17	N.Y. Giants	J. Thompson INT (D. Jones)	2	17-0	ARZ-31	FG
09/24	Dallas	K. White INT (D. Prescott: touchback)	4	28-16	ARZ-(-4)	EOG
10/01	at San Francisco	None				
10/08	Cincinnati	K. Wallace INT (J. Burrow)	3	20-24	ARZ-32	Downs
10/15	at L.A. Rams	None				
10/22		--	--	--	--	--
10/29		--	--	--	--	--
11/05		--	--	--	--	--
11/12		--	--	--	--	--
11/19		--	--	--	--	--
11/26		--	--	--	--	--
12/03		--	--	--	--	--
12/17		--	--	--	--	--
12/24		--	--	--	--	--
12/31		--	--	--	--	--
01/07		--	--	--	--	--

2023 REGULAR SEASON - OFFENSIVE GIVEAWAYS

DATE	OPPONENT	TAKEAWAY	QTR.	SCORE	YD-LINE	RESULT
09/10	at Washington	J. Dobbs fumble (M. Sweat FF; D. Payne FR)	3	16-10	ARZ-29	TD
		J. Dobbs fumble (M. Sweat FF; A. Anderson FR)	4	16-17	ARZ-37	FG
09/17	N.Y. Giants	None				
09/24	Dallas	None				
10/01	at San Francisco	None				
10/08	Cincinnati	J. Dobbs INT (C. Taylor-Britt)	2	14-17	ARZ-11	TD
		J. Dobbs fumble (T. Hendrickson FF; S. Hubbard FR)	4	20-31	ARZ-28	FG
		J. Dobbs INT (G. Pratt)	4	20-34	ARZ-48	Punt
10/15	at L.A. Rams	J. Dobbs INT (C. Rozeboom)	4	9-16	LA-12	TD
		J. Dobbs fumble (B. Young FF; Q. Lake FR)	4	9-23	ARZ-33	FG
10/22		--	--	--	--	--
10/29		--	--	--	--	--
11/05		--	--	--	--	--
11/12		--	--	--	--	--
11/19		--	--	--	--	--
11/26		--	--	--	--	--
12/03		--	--	--	--	--
12/17		--	--	--	--	--
12/24		--	--	--	--	--
12/31		--	--	--	--	--
01/07		--	--	--	--	--

2023 REGULAR SEASON - SPECIAL TEAMS/MISC TAKEAWAYS

DATE	OPPONENT	TAKEAWAY	QTR.	SCORE	YD-LINE	RESULT
10/15	at L.A. Rams	B. Price FR (J. Blount FF)	2	3-3	LA-17	FG

2023 REGULAR SEASON - TURNOVERS

		Ratio
Offense:	7 Giveaways 30 Points (3 TD, 3 FG)	0 (7 takeaways, 7 giveaways)
Defense:	6 Takeaways 13 Points (1 TD, 2 FG)	
Special Teams:	0 Giveaways 0 Points (0 TD, 0 FG)	Points Off Turnovers Ratio -14 (16 scored, 30 allowed)
	1 Takeaway	
	3 Points (0 TD, 1 FG)	

CARDINALS BIG PLAYS



DATE	OPPONENT	RUSHES				RECEPTIONS				RETURNS											
		GAIN	PLAYER	QTR	RESULT	GAIN	PLAYER	QTR	RESULT	GAIN	PLAYER	QTR	RESULT								
09/10	at Washington	29	Marquise Brown	1	FG	31	Rondale Moore	1	FG												
		12	James Conner	3	Punt																
09/17	N.Y. Giants	17	James Conner	1	Miss FG	21	Michael Wilson	1	TD	35	Jalen Thompson (INT)	2	INT								
		13	Joshua Dobbs	1	TD	23	Trey McBride	1	TD												
		23t	Joshua Dobbs	2	TD	22	Marquise Brown	2	FG												
		22	James Conner	3'	TD																
		10	James Conner	3'	TD																
		21	James Conner	3	TD																
09/24	Dallas	44	Joshua Dobbs	1	FG	23	Marquise Brown	3	Punt												
		20	James Conner	1	TD					69	Michael Wilson	4	TD								
		45t	Rondale Moore	2	TD																
		26	James Conner	2'	FG																
		12	James Conner	2	FG																
10/01	at San Francisco	11	James Conner	3	TD	33	Michael Wilson	2	TD												
		12	Joshua Dobbs	4	Punt					41	Marquise Brown	3	TD								
10/08	Cincinnati	35	James Conner	2	TD	25t	Marquise Brown	2	TD												
		11t	Emari Demercado	3	TD																
		41	Rondale Moore	3	Downs																
10/15	at L.A. Rams	24	Joshua Dobbs	1'	FG	22	Marquise Brown	3	INT												
		12	Keaontay Ingram	1'	FG					26	Michael Wilson	4	Downs								
		20	Joshua Dobbs	2'	FG									27	Trey McBride	4	Game				
		11	Keaontay Ingram	2	FG																
10/22	at Seattle	--	--	--	--	--	--	--	--									--	--	--	
10/29	Baltimore	--	--	--	--	--	--	--	--	--	--	--									
11/05	at Cleveland	--	--	--	--	--	--	--	--	--	--	--									
11/12	Atlanta	--	--	--	--	--	--	--	--	--	--	--									
11/19	at Houston	--	--	--	--	--	--	--	--	--	--	--									
11/26	L.A. Rams	--	--	--	--	--	--	--	--	--	--	--									
12/03	at Pittsburgh	--	--	--	--	--	--	--	--	--	--	--									
12/17	San Francisco	--	--	--	--	--	--	--	--	--	--	--									
12/24	at Chicago	--	--	--	--	--	--	--	--	--	--	--									
12/31	at Philadelphia	--	--	--	--	--	--	--	--	--	--	--									
TBD	Seattle	--	--	--	--	--	--	--	--	--	--	--									

' - result within the same drive



OPPONENT BIG PLAYS

DATE	OPPONENT	RUSHES				RECEPTIONS				RETURNS			
		GAIN	PLAYER	QTR	RESULT	GAIN	PLAYER	QTR	RESULT	GAIN	PLAYER	QTR	RESULT
09/10	at Washington					32	Curtis Samuel	2	FG				
09/17	N.Y. Giants	14t	Daniel Jones	3	TD	58	Jalin Hyatt	3	TD				
		13	Daniel Jones	3	TD	29	Darius Slayton	3	TD				
		15	Daniel Jones	4	TD	25	Darren Waller	4	TD				
		10	Saquon Barkley	4'	FG	31	Jalin Hyatt	4	TD				
		16	Saquon Barkley	4	FG								
09/24	Dallas	10	Dak Prescott	2	TD	32	CeeDee Lamb	3	FG				
		13	Dak Prescott	3	FG	27	Michael Gallup	3	Downs				
		31	Tony Pollard	3	Downs	21	Michael Gallup	4	INT				
		10	Rico Dowdle	4	FG								
10/01	at San Francisco	12	Christian McCaffrey	1'	TD	42	Brandon Aiyuk	2	TD				
		18t	Christian McCaffrey	2'	TD	25	Brandon Aiyuk	3	Punt				
		10	Christian McCaffrey	3	Punt	34	Brandon Aiyuk	3	TD				
		10	Christian McCaffrey	3	TD	20	Brandon Aiyuk	4	TD				
		16	Christian McCaffrey	4	TD								
10/08	Cincinnati	10	Joe Mixon	2	Downs	63t	Ja'Marr Chase	3	TD				
		10	Joe Burrow	3	TD								
10/15	at L.A. Rams	17	Kyren Williams	3'	TD	37	Cooper Kupp	1	FG				
		14	Kyren Williams	3'	TD	49	Cooper Kupp	2	FG				
		10	Kyren Williams	3'	TD	30	Tutu Atwell	3	FG				
		31	Kyren Williams	3	FG	21	Cooper Kupp	4	TD				
		27	Kyren Williams	4	TD								
10/22	at Seattle	--	--	--	--	--	--	--	--	--	--	--	
10/29	Baltimore	--	--	--	--	--	--	--	--	--	--	--	
11/05	at Cleveland	--	--	--	--	--	--	--	--	--	--	--	
11/12	Atlanta	--	--	--	--	--	--	--	--	--	--	--	
11/19	at Houston	--	--	--	--	--	--	--	--	--	--	--	
11/26	L.A. Rams	--	--	--	--	--	--	--	--	--	--	--	
12/03	at Pittsburgh	--	--	--	--	--	--	--	--	--	--	--	
12/17	San Francisco	--	--	--	--	--	--	--	--	--	--	--	
12/24	at Chicago	--	--	--	--	--	--	--	--	--	--	--	
12/31	at Philadelphia	--	--	--	--	--	--	--	--	--	--	--	
TBD	Seattle	--	--	--	--	--	--	--	--	--	--	--	

CARDINALS SCORING AND TAKEAWAY CHART



DATE	OPPONENT	W/L/T	CARDINALS						OPPONENTS						POINT DIFF	OVERALL RECORD
			1ST	2ND	3RD	4TH	OT	TOTAL	1ST	2ND	3RD	4TH	OT	TOTAL		
09/10	at Washington	L	3	10	3	0	--	16	7	3	0	10	--	20	-4	0-1
09/17	N.Y. Giants	L	7	13	8	0	--	28	0	0	14	17	--	31	-3	0-2
09/24	Dallas	W	9	12	0	7	--	28	3	7	3	3	--	16	+12	1-2
10/01	at San Francisco	L	0	10	6	0	--	16	7	14	0	14	--	35	-19	1-3
10/08	Cincinnati	L	0	14	6	0	--	20	10	7	7	10	--	34	-14	1-4
10/15	at L.A. Rams	L	3	6	0	0	--	9	3	3	10	10	--	26	-17	1-5
	2023 TOTALS	1-5	22	65	23	7	--	117	30	34	34	64	--	162	-45	1-5
	AVG/GAME		3.7	10.8	3.8	1.2	--	19.5	5.0	5.7	5.7	10.7	--	27.0	-7.5	

2023 REGULAR SEASON TAKEAWAY/GIVEAWAY CHART

DATE	OPPONENT	ARI +/- RATIO	ARI TAKEAWAYS	POINTS OFF TAKEAWAYS	ARI GIVEAWAYS	POINTS OFF GIVEAWAYS	POINTS OFF TO RATIO
09/10	at Washington	+1	3 (2 FUM, 1 INT)	10	2 (2 FUM, 0 INT)	10	0
09/17	N.Y. Giants	+1	1 (0 FUM, 1 INT)	3	0 (0 FUM, 0 INT)	0	+3
09/24	Dallas	+1	1 (0 FUM, 1 INT)	0	0 (0 FUM, 0 INT)	0	0
10/01	at San Francisco	0	0 (0 FUM, 0 INT)	0	0 (0 FUM, 0 INT)	0	0
10/08	Cincinnati	-2	1 (0 FUM, 1 INT)	0	3 (1 FUM, 2 INT)	10	-10
10/15	at L.A. Rams	-1	1 (1 FUM, 0 INT)	3	2 (1 FUM, 1 INT)	10	-7
10/22		--	--	--	--	--	--
10/29		--	--	--	--	--	--
11/05		--	--	--	--	--	--
11/12		--	--	--	--	--	--
11/19		--	--	--	--	--	--
11/26		--	--	--	--	--	--
12/03		--	--	--	--	--	--
12/17		--	--	--	--	--	--
12/24		--	--	--	--	--	--
12/31		--	--	--	--	--	--
TBD		--	--	--	--	--	--
	TOTALS	0	7 (3 FUM, 4 INT)	16	7 (4 FUM, 3 INT)	30	-14



POSSESSION BREAKDOWN

DATE	OPPONENT	STARTING QB	POSS	TD	PAT	2-PT	M-2PT	FG	FGA	FGM	BK-FG	PUNT	INT	FUM	SAF	DWNS	HF	GM	PTS	TD%	SCORE%	PTS/POSS
9/10	at Washington	J. Dobbs	11	0	1	0	0	3	3	0	0	5	0	2	0	1	0	0	9	0.0	27.3	0.82
9/17	N.Y. Giants	J. Dobbs	10	3	3	1	1	2	3	1	0	3	0	0	0	0	0	1	28	30.0	50.0	2.80
9/24	Dallas	J. Dobbs	9	3	1	2	0	3	3	0	0	2	0	0	0	0	0	1	28	33.3	66.7	3.11
10/1	at San Francisco	J. Dobbs	7	2	1	1	0	1	1	0	0	3	0	0	0	1	0	0	16	28.6	42.9	2.29
10/8	Cincinnati	J. Dobbs	13	3	2	0	0	0	0	0	0	4	2	1	0	2	0	1	20	23.1	23.1	1.54
10/15	at L.A. Rams	J. Dobbs	12	0	0	0	0	3	3	0	0	3	1	1	0	2	1	1	9	0.0	25.0	0.75
10/22	at Seattle	--	--	--	--	--	--	--	--	--	--	--	--	--	--	--	--	--	--	--	--	--
10/29	Baltimore	--	--	--	--	--	--	--	--	--	--	--	--	--	--	--	--	--	--	--	--	--
11/5	at Cleveland	--	--	--	--	--	--	--	--	--	--	--	--	--	--	--	--	--	--	--	--	--
11/12	Atlanta	--	--	--	--	--	--	--	--	--	--	--	--	--	--	--	--	--	--	--	--	--
11/19	at Houston	--	--	--	--	--	--	--	--	--	--	--	--	--	--	--	--	--	--	--	--	--
11/26	L.A. Rams	--	--	--	--	--	--	--	--	--	--	--	--	--	--	--	--	--	--	--	--	--
12/3	at Pittsburgh	--	--	--	--	--	--	--	--	--	--	--	--	--	--	--	--	--	--	--	--	--
12/17	San Francisco	--	--	--	--	--	--	--	--	--	--	--	--	--	--	--	--	--	--	--	--	--
12/24	at Chicago	--	--	--	--	--	--	--	--	--	--	--	--	--	--	--	--	--	--	--	--	--
12/31	at Philadelphia	--	--	--	--	--	--	--	--	--	--	--	--	--	--	--	--	--	--	--	--	--
1/7	Seattle	--	--	--	--	--	--	--	--	--	--	--	--	--	--	--	--	--	--	--	--	--
2023 TOTALS			62	11	8	4	1	12	13	1	0	20	3	4	0	6	1	4	110	17.7	37.1	1.77

DATE	OPPONENT	STARTING QB	POSS	TD	PAT	2-PT	M-2PT	FG	FGA	FGM	BK-FG	PUNT	INT	FUM	SAF	DWNS	HF	GM	PTS	TD%	SCORE%	PTS/POSS
9/10	at Washington	S. Howell	13	2	2	0	0	2	2	0	0	6	1	2	0	0	0	0	20	15.4	30.8	1.54
9/17	N.Y. Giants	D. Jones	10	4	4	0	0	1	1	0	0	3	1	0	0	0	1	0	31	40.0	50.0	3.10
9/24	Dallas	D. Prescott	8	1	1	0	0	3	3	0	0	2	1	0	0	1	0	0	16	12.5	50.0	2.00
10/1	at San Francisco	B. Purdy	8	5	5	0	0	0	0	0	0	1	0	0	0	0	1	1	35	62.5	62.5	4.38
10/8	Cincinnati	J. Burrow	12	3	4	0	0	2	2	0	0	3	1	0	0	3	0	0	27	25.0	41.7	2.25
10/15	at L.A. Rams	M. Stafford	10	2	2	0	0	4	4	0	0	4	0	1	0	0	0	0	26	20.0	60.0	2.60
10/22	at Seattle	--	--	--	--	--	--	--	--	--	--	--	--	--	--	--	--	--	--	--	--	--
10/29	Baltimore	--	--	--	--	--	--	--	--	--	--	--	--	--	--	--	--	--	--	--	--	--
11/5	at Cleveland	--	--	--	--	--	--	--	--	--	--	--	--	--	--	--	--	--	--	--	--	--
11/12	Atlanta	--	--	--	--	--	--	--	--	--	--	--	--	--	--	--	--	--	--	--	--	--
11/19	at Houston	--	--	--	--	--	--	--	--	--	--	--	--	--	--	--	--	--	--	--	--	--
11/26	L.A. Rams	--	--	--	--	--	--	--	--	--	--	--	--	--	--	--	--	--	--	--	--	--
12/3	at Pittsburgh	--	--	--	--	--	--	--	--	--	--	--	--	--	--	--	--	--	--	--	--	--
12/17	San Francisco	--	--	--	--	--	--	--	--	--	--	--	--	--	--	--	--	--	--	--	--	--
12/24	at Chicago	--	--	--	--	--	--	--	--	--	--	--	--	--	--	--	--	--	--	--	--	--
12/31	at Philadelphia	--	--	--	--	--	--	--	--	--	--	--	--	--	--	--	--	--	--	--	--	--
1/7	Seattle	--	--	--	--	--	--	--	--	--	--	--	--	--	--	--	--	--	--	--	--	--
2023 TOTALS			61	17	18	0	0	12	12	0	0	19	4	3	0	4	2	1	155	27.9	47.5	2.54

THIRD DOWN EFFICIENCY ANALYSIS



CARDINALS 2023 REGULAR SEASON THIRD DOWN EFFICIENCY

CARDINALS

Date	Opponent	3rd & 1	3rd & 2	3rd & 3	3rd & 4	3rd & 5	3rd & 6	3rd & 7	3rd & 8	3rd & 9	3rd & 10+	Total
09/10	at Washington	0/0	1/1	0/0	0/0	2/2	0/0	1/2	0/1	0/2	0/6	4/14
09/17	N.Y. Giants	1/1	0/0	0/0	0/0	1/1	0/1	1/1	0/0	0/1	1/5	4/10
09/24	Dallas	1/1	2/2	0/1	1/2	0/0	0/0	0/1	1/2	0/0	0/1	5/10
10/01	at San Francisco	1/1	1/3	1/1	0/0	1/2	1/2	1/1	1/2	1/1	0/2	8/15
10/08	Cincinnati	1/1	0/0	0/0	1/2	1/1	0/0	0/1	0/1	1/1	0/4	4/11
10/15	at L.A. Rams	0/2	0/1	0/1	2/2	0/0	0/0	0/1	0/1	1/1	3/7	6/16
10/22	at Seattle	--	--	--	--	--	--	--	--	--	--	--
10/29	Baltimore	--	--	--	--	--	--	--	--	--	--	--
11/05	at Cleveland	--	--	--	--	--	--	--	--	--	--	--
11/12	Atlanta	--	--	--	--	--	--	--	--	--	--	--
11/19	at Houston	--	--	--	--	--	--	--	--	--	--	--
11/26	L.A. Rams	--	--	--	--	--	--	--	--	--	--	--
12/03	at Pittsburgh	--	--	--	--	--	--	--	--	--	--	--
12/17	San Francisco	--	--	--	--	--	--	--	--	--	--	--
12/24	at Chicago	--	--	--	--	--	--	--	--	--	--	--
12/31	at Philadelphia	--	--	--	--	--	--	--	--	--	--	--
01/07	Seattle	--	--	--	--	--	--	--	--	--	--	--
TOTALS		4 / 6	4 / 7	1 / 3	4 / 6	5 / 6	1 / 3	3 / 7	2 / 7	3 / 6	4 / 25	31 / 76
		66.7%	57.1%	33.3%	66.7%	83.3%	33.3%	42.9%	28.6%	50.0%	16.0%	40.8%
		3RD & 1-3: 9 / 16 = 56.3%			3RD & 4-6: 10 / 15 = 66.7%			3RD & 7-10+: 12 / 45 = 26.7%				

OPPONENT 2023 REGULAR SEASON THIRD DOWN EFFICIENCY

OPPONENT

Date	Opponent	3rd & 1	3rd & 2	3rd & 3	3rd & 4	3rd & 5	3rd & 6	3rd & 7	3rd & 8	3rd & 9	3rd & 10+	Total
09/10	at Washington	2/2	1/1	0/0	0/0	0/0	1/2	0/0	0/0	0/1	0/6	4/12
09/17	N.Y. Giants	4/4	0/1	0/0	0/1	0/0	0/0	0/1	0/0	1/1	2/4	7/12
09/24	Dallas	5/5	0/0	0/0	2/3	0/0	0/1	1/2	0/1	0/0	1/4	9/16
10/01	at San Francisco	1/1	0/0	0/0	1/2	0/0	0/0	1/1	0/0	0/0	0/1	3/5
10/08	Cincinnati	1/3	2/2	1/1	0/0	0/1	0/1	0/4	1/1	0/0	0/1	5/14
10/15	at L.A. Rams	0/1	1/1	1/1	0/0	0/3	0/1	0/0	0/0	2/2	0/3	4/12
10/22	at Seattle	--	--	--	--	--	--	--	--	--	--	--
10/29	Baltimore	--	--	--	--	--	--	--	--	--	--	--
11/05	at Cleveland	--	--	--	--	--	--	--	--	--	--	--
11/12	Atlanta	--	--	--	--	--	--	--	--	--	--	--
11/19	at Houston	--	--	--	--	--	--	--	--	--	--	--
11/26	L.A. Rams	--	--	--	--	--	--	--	--	--	--	--
12/03	at Pittsburgh	--	--	--	--	--	--	--	--	--	--	--
12/17	San Francisco	--	--	--	--	--	--	--	--	--	--	--
12/24	at Chicago	--	--	--	--	--	--	--	--	--	--	--
12/31	at Philadelphia	--	--	--	--	--	--	--	--	--	--	--
01/07	Seattle	--	--	--	--	--	--	--	--	--	--	--
TOTALS		13 / 16	4 / 5	2 / 2	3 / 6	0 / 4	1 / 5	2 / 8	1 / 2	3 / 4	3 / 19	32 / 71
		81.3%	80.0%	100.0%	50.0%	0.0%	20.0%	25.0%	50.0%	75.0%	15.8%	45.1%
		3RD & 1-3: 19 / 23 = 82.6%			3RD & 4-6: 4 / 15 = 26.7%			3RD & 7-10+: 9 / 33 = 27.3%				



RED ZONE BREAKDOWN

CARDINALS

Date	Opponent	Pos	TD	PAT	Miss			Blk/				Drive Ends				Score		
					2-Pt.	PAT	FG	FGA	MFG	INT	Fum	Dwns	Half	Game	Pts	TD%	Pct.	Pts/Poss
09/10	at Washington	2	0	0	0	0	2	2	0	0	0	0	0	0	6	0.0	100.0	3.0
09/17	N.Y. Giants	3	2	1	1	0	1	1	0	0	0	0	0	0	18	66.7	100.0	6.0
09/24	Dallas	2	2	1	0	0	0	0	0	0	0	0	0	0	13	100.0	100.0	6.5
10/01	at San Francisco	3	2	1	0	0	0	0	0	0	0	1	0	0	13	66.7	66.7	4.3
10/08	Cincinnati	3	2	1	0	1	0	0	0	0	0	1	0	0	13	66.7	66.7	4.3
10/15	at L.A. Rams	3	0	0	0	0	2	2	0	1	0	0	0	0	6	0.0	66.7	2.0
10/22	at Seattle	--	--	--	--	--	--	--	--	--	--	--	--	--	--	--	--	--
10/29	Baltimore	--	--	--	--	--	--	--	--	--	--	--	--	--	--	--	--	--
11/05	at Cleveland	--	--	--	--	--	--	--	--	--	--	--	--	--	--	--	--	--
11/12	Atlanta	--	--	--	--	--	--	--	--	--	--	--	--	--	--	--	--	--
11/19	at Houston	--	--	--	--	--	--	--	--	--	--	--	--	--	--	--	--	--
11/26	L.A. Rams	--	--	--	--	--	--	--	--	--	--	--	--	--	--	--	--	--
12/03	at Pittsburgh	--	--	--	--	--	--	--	--	--	--	--	--	--	--	--	--	--
12/17	San Francisco	--	--	--	--	--	--	--	--	--	--	--	--	--	--	--	--	--
12/24	at Chicago	--	--	--	--	--	--	--	--	--	--	--	--	--	--	--	--	--
12/31	at Philadelphia	--	--	--	--	--	--	--	--	--	--	--	--	--	--	--	--	--
01/07	Seattle	--	--	--	--	--	--	--	--	--	--	--	--	--	--	--	--	--
TOTALS		16	8	4	1	1	5	5	0	1	0	2	0	0	69	50.0	81.3	4.3

OPPONENT

Date	Opponent	Pos	TD	PAT	Miss			Blk/				Drive Ends				Score		
					2-Pt.	PAT	FG	FGA	MFG	INT	Fum	Dwns	Half	Game	Pts	TD%	Pct.	Pts/Poss
09/10	at Washington	5	2	2	0	0	2	2	0	0	1	0	0	0	20	40.0	80.0	4.0
09/17	N.Y. Giants	5	4	4	0	0	1	1	0	0	0	0	0	0	31	80.0	100.0	6.2
09/24	Dallas	5	1	1	0	0	2	2	0	1	0	1	0	0	13	20.0	60.0	2.6
10/01	at San Francisco	5	5	5	0	0	0	0	0	0	0	0	0	0	35	100.0	100.0	7.0
10/08	Cincinnati	5	2	2	0	0	2	2	0	0	0	1	0	0	20	40.0	80.0	4.0
10/15	at L.A. Rams	5	2	2	0	0	3	3	0	0	0	0	0	0	23	40.0	100.0	4.6
10/22	at Seattle	--	--	--	--	--	--	--	--	--	--	--	--	--	--	--	--	--
10/29	Baltimore	--	--	--	--	--	--	--	--	--	--	--	--	--	--	--	--	--
11/05	at Cleveland	--	--	--	--	--	--	--	--	--	--	--	--	--	--	--	--	--
11/12	Atlanta	--	--	--	--	--	--	--	--	--	--	--	--	--	--	--	--	--
11/19	at Houston	--	--	--	--	--	--	--	--	--	--	--	--	--	--	--	--	--
11/26	L.A. Rams	--	--	--	--	--	--	--	--	--	--	--	--	--	--	--	--	--
12/03	at Pittsburgh	--	--	--	--	--	--	--	--	--	--	--	--	--	--	--	--	--
12/17	San Francisco	--	--	--	--	--	--	--	--	--	--	--	--	--	--	--	--	--
12/24	at Chicago	--	--	--	--	--	--	--	--	--	--	--	--	--	--	--	--	--
12/31	at Philadelphia	--	--	--	--	--	--	--	--	--	--	--	--	--	--	--	--	--
01/07	Seattle	--	--	--	--	--	--	--	--	--	--	--	--	--	--	--	--	--
TOTALS		30	16	16	0	0	10	10	0	1	1	2	0	0	142	53.3	86.7	4.7

CARDINALS HIGHS AND LOWS



HIGH	DATE	OPPONENT	OFFENSIVE CATEGORY	OPPONENT	DATE	LOW
28	9/17	vs. N.Y. Giants	Points	at L.A. Rams	10/15	9
14	9/24 10/8	vs. Dallas vs. Cincinnati	Points in a Quarter	at Washington vs. N.Y. Giants vs. Dallas at San Francisco vs. Cincinnati at L.A. Rams	9/10 9/17 9/24 10/1 10/8 10/15	0
21	9/24	vs. Dallas	Points in a Half	at L.A. Rams	10/15	0
3	9/17 9/24 10/8	vs. N.Y. Giants vs. Dallas vs. Cincinnati	Total Touchdowns	at L.A. Rams	10/15	0
73	10/15	at L.A. Rams	Total Plays	vs. Dallas	9/24	53
400	9/24	vs. Dallas	Total Net Yards	at Washington	9/10	210
24	9/17	vs. N.Y. Giants	Total First Downs	at Washington	9/10	13
10	9/17	vs. N.Y. Giants	First Downs Rushing	at Washington	9/10	4
13	10/1	at San Francisco	First Downs Passing	vs. Dallas	9/24	8
4	9/24	vs. Dallas	First Down Penalties	at Washington vs. Cincinnati	9/10 10/8	0
53.3%	10/1	at San Francisco	Third Down Efficiency	at Washington	9/10	28.6%
7.5	9/24	vs. Dallas	Average Yards Per Play	at Washington	9/10	3.6
222	9/24	vs. Dallas	Total Net Yards Rushing	at Washington	9/10	96
30	9/24 10/15	vs. Dallas at L.A. Rams	Rushing Attempts	vs. Cincinnati	10/8	22
7.4	9/24	vs. Dallas	Rushing Average Yards	at Washington	9/10	3.8
2	9/17 9/24	vs. N.Y. Giants vs. Dallas	Rushing Touchdowns	at Washington at San Francisco at L.A. Rams	9/10 10/1 10/15	0
257	10/1	at San Francisco	Total Net Yards Passing	at Washington	9/10	114
41	10/1 10/15	at San Francisco at L.A. Rams	Passing Attempts	vs. Dallas	9/24	21
28	10/1	at San Francisco	Passing Completions	vs. Cincinnati	10/8	15
2	10/1 10/8	at San Francisco vs. Cincinnati	Passing Touchdowns	at Washington at L.A. Rams	9/10 10/15	0
7.7	9/24	vs. Dallas	Passing Yards Average	at Washington	9/10	3.5
2	10/8	vs. Cincinnati	Passes Thrown for Interception	at Washington vs. N.Y. Giants vs. Dallas at San Francisco	9/10 9/17 9/24 10/1	0
3	9/10 10/8	at Washington vs. Cincinnati	Times Sacked	vs. N.Y. Giants	9/17	0
3	9/10 10/8	at Washington vs. Cincinnati	QB Sacks	vs. N.Y. Giants	9/17	0
20	10/15	at L.A. Rams	Sack Yards Lost	vs. N.Y. Giants	9/17	0
5	9/10	at Washington	Total Punts	vs. Dallas	9/24	2
235	9/10	at Washington	Total Punt Yards	vs. Dallas	9/24	94
54.8	10/8	vs. Cincinnati	Punt Gross Average Yards	at San Francisco	10/1	39
47	9/24	vs. Dallas	Punt Net Average Yards	at San Francisco	10/1	31
4	9/10	at Washington	Punt Returns	at San Francisco	10/1	0
24	9/10	at Washington	Punt Return Yards	vs. N.Y. Giants at San Francisco	9/17 10/1	0
16.0	10/15	at L.A. Rams	Punt Return Yards Average	vs. N.Y. Giants at San Francisco	9/17 10/1	0.0
1	9/17 9/24 10/1	vs. N.Y. Giants vs. Dallas at San Francisco	Kickoff Returns	at Washington vs. Cincinnati at L.A. Rams	9/10 10/8 10/15	0
28	9/24	vs. Dallas	Kickoff Return Yards	at Washington vs. Cincinnati at L.A. Rams	9/10 10/8 10/15	0
9	9/10 10/1	at Washington at San Francisco	Total Penalties	vs. Cincinnati	10/8	2
122	9/10	at Washington	Penalty Yards	vs. Cincinnati	10/8	16
3	9/10	at Washington	Total Fumbles	vs. N.Y. Giants vs. Dallas	9/17 9/24	0
2	9/10	at Washington	Fumbles Lost	vs. N.Y. Giants vs. Dallas at San Francisco	9/17 9/24 10/1	0
30:46	10/1	at San Francisco	Time of Possession	vs. Cincinnati	10/8	21:50
3	10/8	vs. Cincinnati	Turnovers	vs. N.Y. Giants vs. Dallas at San Francisco	9/17 9/24 10/1	0



CARDINALS HIGHS AND LOWS

HIGH	DATE	OPPONENT	DEFENSIVE CATEGORY	OPPONENT	DATE	LOW
35	10/1	at San Francisco	Points	vs. Dallas	9/24	16
17	9/17	vs. N.Y. Giants	Points in a Quarter	at Washington	9/10	0
				vs. N.Y. Giants	9/17	
				at San Francisco	10/1	
31	9/17	vs. N.Y. Giants	Points in a Half	vs. N.Y. Giants	9/17	0
5	10/1	at San Francisco	Total Touchdowns	vs. Dallas	9/24	1
79	10/8	vs. Cincinnati	Total Plays	at San Francisco	10/1	53
439	9/17	vs. N.Y. Giants	Total Net Yards	at Washington	9/10	248
30	10/1	at San Francisco	Total First Downs	at L.A. Rams	10/15	17
12	9/24	vs. Dallas	First Downs Rushing	at Washington	9/10	7
				vs. Cincinnati	10/8	
19	10/8	vs. Cincinnati	First Downs Passing	at L.A. Rams	10/15	7
4	9/10	at Washington	First Down Penalties	vs. N.Y. Giants	9/17	1
				vs. Cincinnati	10/8	
				at L.A. Rams	10/15	
60.0%	10/1	at San Francisco	Third Down Efficiency	at Washington	9/10	33.3%
				at L.A. Rams	10/15	
7.5	10/1	at San Francisco	Average Yards Per Play	at Washington	9/10	3.8
185	9/24	vs. Dallas	Total Net Yards Rushing	at Washington	9/10	92
33	9/24	vs. Dallas	Rushing Attempts	vs. N.Y. Giants	9/17	27
6.4	10/15	at L.A. Rams	Rushing Average Yards	vs. Cincinnati	10/8	3.1
4	10/1	at San Francisco	Rushing Touchdowns	vs. Dallas	9/24	0
				vs. Cincinnati	10/8	
312	9/17	vs. N.Y. Giants	Total Net Yards Passing	at Washington	9/10	156
46	10/8	vs. Cincinnati	Passing Attempts	at San Francisco	10/1	21
36	10/8	vs. Cincinnati	Passing Completions	at L.A. Rams	10/15	15
3	10/8	vs. Cincinnati	Passing Touchdowns	at Washington	9/10	1
				vs. Dallas	9/24	
				at San Francisco	10/1	
				at L.A. Rams	10/15	
12.3	10/1	at San Francisco	Passing Yards Average	at Washington	9/10	4.2
1	9/10	at Washington	Passes Thrown for Interception	at San Francisco	10/1	0
	9/17	vs. N.Y. Giants		at L.A. Rams	10/15	
	9/24	vs. Dallas				
	10/8	vs. Cincinnati				
6	9/10	at Washington	Times Sacked	at San Francisco	10/1	1
6	9/10	at Washington	QB Sacks	at San Francisco	10/1	1
46	9/10	at Washington	Sack Yards Lost	vs. N.Y. Giants	9/17	9
6	9/10	at Washington	Total Punts	at San Francisco	10/1	1
266	9/10	at Washington	Total Punt Yards	at San Francisco	10/1	45
51	9/24	vs. Dallas	Punt Gross Average Yards	vs. N.Y. Giants	9/17	37
45	10/1	at San Francisco	Punt Net Average Yards	vs. N.Y. Giants	9/17	37
4	10/8	vs. Cincinnati	Punt Returns	vs. N.Y. Giants	9/17	1
				vs. Dallas	9/24	
68	10/8	vs. Cincinnati	Punt Return Yards	vs. Dallas	9/24	0
17.0	10/8	vs. Cincinnati	Punt Return Yards Average	vs. Dallas	9/24	0.0
1	9/10	at Washington	Kickoff Returns	vs. N.Y. Giants	9/17	0
	10/1	at San Francisco		vs. Dallas	9/24	
				vs. Cincinnati	10/8	
				at L.A. Rams	10/15	
21	9/10	at Washington	Kickoff Return Yards	vs. N.Y. Giants	9/17	0
				vs. Dallas	9/24	
				vs. Cincinnati	10/8	
				at L.A. Rams	10/15	
13	9/24	vs. Dallas	Total Penalties	at San Francisco	10/1	4
				vs. Cincinnati	10/8	
107	9/24	vs. Dallas	Penalty Yards	at San Francisco	10/1	21
2	9/10	at Washington	Total Fumbles	vs. N.Y. Giants	9/17	0
				vs. Dallas	9/24	
				at San Francisco	10/1	
2	9/10	at Washington	Fumbles Lost	vs. N.Y. Giants	9/17	0
				vs. Dallas	9/24	
				at San Francisco	10/1	
				vs. Cincinnati	10/8	
38:10	10/8	vs. Cincinnati	Time of Possession	at San Francisco	10/1	29:14
3	9/10	at Washington	Turnovers	at San Francisco	10/1	0



2023 REGULAR SEASON CARDINALS INDIVIDUAL SINGLE-GAME HIGHS

			OPPONENT	DATE
Touchdowns	2	Michael Wilson	at San Francisco 49ers	10/01
Passes Attempted	41	Joshua Dobbs	at Los Angeles Rams	10/15
		Joshua Dobbs	at San Francisco 49ers	10/01
Passes Completed	28	Joshua Dobbs	at San Francisco 49ers	10/01
Completion Percentage	80.9	Joshua Dobbs	vs. Dallas Cowboys	09/24
Passing Yards	265	Joshua Dobbs	at San Francisco 49ers	10/01
Yards Per Attempt	9.0	Joshua Dobbs	vs. Dallas Cowboys	09/24
Touchdown Passes	2	Joshua Dobbs	vs. Cincinnati Bengals	10/08
		Joshua Dobbs	at San Francisco 49ers	10/01
Pass Receptions	7	Marquise Brown	at San Francisco 49ers	10/01
		Michael Wilson	at San Francisco 49ers	10/01
Receiving Yards	96	Marquise Brown	at San Francisco 49ers	10/01
Touchdown Receptions	2	Michael Wilson	at San Francisco 49ers	10/01
Rushing Yards	106	James Conner	vs. New York Giants	09/17
Rushing Attempts	23	James Conner	vs. New York Giants	09/17
Rushing Average	9.2	Joshua Dobbs	vs. Dallas Cowboys	09/24
Rushing Touchdowns	1	Emari Demercado	vs. Cincinnati Bengals	10/08
		James Conner	vs. Dallas Cowboys	09/24
		Rondale Moore	vs. Dallas Cowboys	09/24
		James Conner	vs. New York Giants	09/17
		Joshua Dobbs	vs. New York Giants	09/17
Yards From Scrimmage	116	James Conner	vs. Dallas Cowboys	09/24
Combined Net Yards	116	James Conner	vs. Dallas Cowboys	09/24
Interceptions Made	1	K'Von Wallace	vs. Cincinnati Bengals	10/08
		Kyzir White	vs. Dallas Cowboys	09/24
		Jalen Thompson	vs. New York Giants	09/17
		Zaven Collins	at Washington Commanders	09/10
Interceptions Thrown	2	Joshua Dobbs	vs. Cincinnati Bengals	10/08
INT Return Yards	35	Jalen Thompson	vs. New York Giants	09/17
Tackles	14	Kyzir White	vs. Dallas Cowboys	09/24
Sacks	2.0	Dennis Gardeck	at Washington Commanders	09/10
Punts	5	Nolan Cooney	at Washington Commanders	09/10
Punts Inside the 20	2	Nolan Cooney	at Washington Commanders	09/10
Punting Average	54.8	Blake Gillikin	vs. Cincinnati Bengals	10/08
Punt Returns	4	Greg Dortch	at Washington Commanders	09/10
Punt Return Yards	24	Greg Dortch	at Washington Commanders	09/10
Kickoff Returns	1	Greg Dortch	at San Francisco 49ers	10/01
		Greg Dortch	vs. Dallas Cowboys	09/24
		Greg Dortch	vs. New York Giants	09/17
Kickoff Return Yards	28	Greg Dortch	vs. Dallas Cowboys	09/24
Field Goals Attempted	3	Matt Prater	at Los Angeles Rams	10/15
		Matt Prater	vs. Dallas Cowboys	09/24
		Matt Prater	vs. New York Giants	09/17
		Matt Prater	at Washington Commanders	09/10
Field Goals Made	3	Matt Prater	at Los Angeles Rams	10/15
		Matt Prater	vs. Dallas Cowboys	09/24
		Matt Prater	at Washington Commanders	09/10

2023 REGULAR SEASON CARDINALS LONGEST PLAYS

			OPPONENT	DATE
Run From Scrimmage	45	Rondale Moore	vs. Dallas Cowboys	09/24
Touchdown Run	45	Rondale Moore	vs. Dallas Cowboys	09/24
Passing Long	69	Joshua Dobbs	vs. Dallas Cowboys	09/24
Touchdown Pass Long	25	Joshua Dobbs	vs. Cincinnati Bengals	10/08
Pass Reception	69	Michael Wilson	vs. Dallas Cowboys	09/24
Touchdown Reception	25	Marquise Brown	vs. Cincinnati Bengals	10/08
Interception Return	35	Jalen Thompson	vs. New York Giants	09/17
Longest Opponent's Fumble Return	2	Cameron Thomas	at Washington Commanders	09/10
Punt Return	19	Greg Dortch	vs. Dallas Cowboys	09/24
Kickoff Return	28	Greg Dortch	vs. Dallas Cowboys	09/24
Punt	62	Blake Gillikin	vs. Cincinnati Bengals	10/08
Field Goal	62	Matt Prater	vs. Dallas Cowboys	09/24
Field Goal Attempt	62	Matt Prater	vs. Dallas Cowboys	09/24



OPPONENT SUPERLATIVES

2023 REGULAR SEASON OPPONENTS INDIVIDUAL SINGLE-GAME HIGHS

			OPPONENT	DATE
Touchdowns	4	Christian McCaffrey	at 49ers	10/01
Passes Attempted	46	Joe Burrow	vs. Bengals	10/08
Passes Completed	36	Joe Burrow	vs. Bengals	10/08
Completion Percentage	95.2	Brock Purdy	at 49ers	10/01
Passing Yards	321	Daniel Jones	vs. Giants	09/17
Yards Per Attempt	13.5	Brock Purdy	at 49ers	10/01
Touchdown Passes	3	Joe Burrow	vs. Bengals	10/08
Pass Receptions	15	Ja'Marr Chase	vs. Bengals	10/08
Receiving Yards	192	Ja'Marr Chase	vs. Bengals	10/08
Touchdown Receptions	3	Ja'Marr Chase	vs. Bengals	10/08
Rushing Yards	158	Kyren Williams	at Rams	10/15
Rushing Attempts	25	Joe Mixon	vs. Bengals	10/08
Rushing Average	7.9	Kyren Williams	at Rams	10/15
Rushing Touchdowns	3	Christian McCaffrey	at 49ers	10/01
Yards From Scrimmage	192	Ja'Marr Chase	vs. Bengals	10/08
Combined Net Yards	192	Ja'Marr Chase	vs. Bengals	10/08
Interceptions Made	1	Christian Rozeboom	at Rams	10/15
		Germaine Pratt	vs. Bengals	10/08
		Cam Taylor-Britt	vs. Bengals	10/08
Interceptions Thrown	1	Joe Burrow	vs. Bengals	10/08
		Dak Prescott	vs. Cowboys	09/24
		Daniel Jones	vs. Giants	09/17
		Sam Howell	at Commanders	09/10
INT Return Yards	11	Cam Taylor-Britt	vs. Bengals	10/08
Tackles	13	Jason Pinnock	vs. Giants	09/17
Sacks	2.5	Trey Hendrickson	vs. Bengals	10/08
Punts	6	Tress Way	at Commanders	09/10
Punts Inside the 20	3	Tress Way	at Commanders	09/10
Punting Average	51.0	Bryan Anger	vs. Cowboys	09/24
Punt Returns	4	Trenton Irwin	vs. Bengals	10/08
Punt Return Yards	68	Trenton Irwin	vs. Bengals	10/08
Kickoff Returns	1	Ray-Ray McCloud III	at 49ers	10/01
		Antonio Gibson	at Commanders	09/10
Kickoff Return Yards	21	Antonio Gibson	at Commanders	09/10
Field Goals Attempted	4	Brett Maher	at Rams	10/15
Field Goals Made	4	Brett Maher	at Rams	10/15

2023 REGULAR SEASON OPPONENTS LONGEST PLAYS

			OPPONENT	DATE
Run From Scrimmage	31	Kyren Williams	at Rams	10/15
		Tony Pollard	vs. Cowboys	09/24
Touchdown Run	18	Christian McCaffrey	at 49ers	10/01
Passing Long	63	Joe Burrow	vs. Bengals	10/08
Touchdown Pass Long	63	Joe Burrow	vs. Bengals	10/08
Pass Reception	63	Ja'Marr Chase	vs. Bengals	10/08
Touchdown Reception	63	Ja'Marr Chase	vs. Bengals	10/08
Interception Return	11	Cam Taylor-Britt	vs. Bengals	10/08
Longest INT Return for TD	11	Cam Taylor-Britt	vs. Bengals	10/08
Punt Return	29	Austin Trammell	at Rams	10/15
Kickoff Return	21	Antonio Gibson	at Commanders	09/10
Punt	59	Brad Robbins	vs. Bengals	10/08
		Tress Way	at Commanders	09/10
Field Goal	49	Brandon Aubrey	vs. Cowboys	09/24
Field Goal Attempt	49	Brandon Aubrey	vs. Cowboys	09/24

CARDINALS TRANSACTIONS



DATE	POS.	NAME	TRANSACTION
1/11	P	Nolan Cooney	Signed to a reserve/ future contract
1/11	OL	Julien Davenport	Signed a reserve/future contract
1/11	LS	Joe Fortunato	Signed to a reserve/ future contract
1/11	K	Elliott Fry	Signed to a reserve/ future contract
1/11	CB	Nate Hairston	Signed to a reserve/future contract
1/11	S	Juju Hughes	Signed to a reserve/ future contract
1/11	LB	Blake Lynch	Signed to a reserve/ future contract
1/11	TE	Chris Pierce Jr.	Signed to a reserve/ future contract
1/11	TE	Bernhard Seikovits	Signed to a reserve/ future contract
1/11	WR	Auden Tate	Signed to a reserve/ future contract
1/11	CB	Josh Thomas	Signed to a reserve/ future contract
1/11	OL	Badara Traore	Signed to a reserve/ future contract
1/11	WR	Javon Wims	Signed to a reserve/ future contract
3/6	OL	Hayden Howerton	Claimed off waivers from the New England Patriots
3/8	WR	Robbie Anderson	Released
3/10	WR	Greg Dortch	Signed one-year contract
3/10	LB	Markus Golden	Released
3/14	OL	Kelvin Beachum	Signed to two-year contract
3/14	RB	Corey Clement	Signed to one-year contract
3/14	K	Matt Prater	Signed to two-year contract
3/15	OL	Will Hernandez	Signed to two-year contract
3/15	LB	Ezekiel Turner	Signed to one-year contract
3/15	OL	Hjalte Froholdt	Signed to two-year contract
3/15	LB	Kyzir White	Signed to two-year contract
3/20	QB	David Blough	Signed to one-year contract
3/20	WR	Zach Pascal	Signed to two-year contract
3/21	DL	L.J. Collier	Signed to one-year contract
3/21	CB	Antonio Hamilton Sr.	Signed one-year contract
3/21	DL	Jonathan Ledbetter	Resigned to one-year contract
3/21	OL	Dennis Daley	Signed to two-year contract
3/23	LB	Josh Woods	Signed to one-year contract
3/25	LB	Krys Barnes	Signed to one-year contract
3/30	CB	Rashad Fenton	Signed to one-year contract
3/30	DL	Carlos Watkins	Signed to one-year contract
4/10	CB	Kris Boyd	Signed to one-year contract
4/14	OL	Jackson Barton	Signed to one-year contract
4/17	QB	Jeff Driskel	Signed to one-year contract
4/17	S	Jovante Moffatt	Claimed off waivers from the Atlanta Falcons
5/9	S	Andre Chachere	Claimed off waivers from the Philadelphia Eagles
5/10	DL	Ben Stille	Claimed off waivers from the Cleveland Browns
5/11	OL	Jon Gaines II	Signed to a four-year contract
5/11	OL	Paris Johnson Jr.	Signed to a four-year contract
5/11	LB	Owen Pappoe	Signed to a four-year contract
5/11	DL	Dante Stills	Signed to a four-year contract
5/11	QB	Clayton Tune	Signed to a four-year contract
5/11	WR	Michael Wilson	Signed to a four-year contract
5/12	CB	Kei'Trel Clark	Signed to a four-year contract
5/15	K	Elliott Fry	Released
5/15	P	Matt Haack	Signed
5/15	DL	Manny Jones	Released
5/15	LB	Blake Lynch	Released
5/18	CB	Garrett Williams	Signed to a four-year contract
5/26	WR	DeAndre Hopkins	Released
6/5	CB	Dylan Mabin	Signed
6/5	CB	Bobby Price	Signed
6/6	LS	Joe Fortunato	Released
6/8	CB	Kyler McMichael	Claimed off waivers from the Buffalo Bills
6/8	LB	Marvin Pierre	Released
6/12	WR	Brandon Smith	Signed
6/12	WR	Auden Tate	Released
6/14	OL	Julien Davenport	Released
6/14	CB	Josh Thomas	Released
6/15	WR	Javon Wims	Released
7/24	LB	BJ Ojulari	Signed to a four-year contract
7/25	LS	Jack Coco	Signed to one-year contract
7/25	WR	Davion Davis	Signed to one-year contract
7/25	WR	Kaden Davis	Signed to one-year contract
7/25	OL	Pat Elflein	Signed to one-year contract
7/25	LS	Matt Hembrough	Placed on injured reserve
7/25	TE	Chris Pierce Jr.	Released
7/25	TE	Geoff Swaim	Signed to one-year contract
7/26	TE	Zach Ertz	Placed on Active/Physically Unable to Perform list
7/26	QB	Kyler Murray	Placed on Active/Physically Unable to Perform list
7/26	LB	BJ Ojulari	Placed on Active/Physically Unable to Perform list
7/26	CB	Garrett Williams	Placed on Non-Football Injury List
7/29	LB	David Anenih	Signed
7/29	CB	Dylan Mabin	Released
8/4	LS	Jack Coco	Released
8/4	RB	Marlon Mack	Signed
8/9	RB	Marlon Mack	Placed on injured reserve
8/9	RB	Stevie Scott	Signed
8/14	CB	Rashad Fenton	Placed on injured reserve
8/14	RB	Stevie Scott	Released
8/15	S	Sean Chandler	Signed
8/15	TE	Zach Ertz	Activated from Physically Unable to Perform List
8/18	OL	Braylon Jones	Signed
8/21	P	Matt Haack	Released
8/21	RB	Stevie Scott	Signed
8/21	OL	Lachavious Simmons	Waived
8/22	LB	Zach McCloud	Signed
8/24	S	Isaiah Simmons	Traded to the New York Giants for a seventh round pick in the 2024 NFL Draft
8/24	OL	Josh Jones	Traded to the Texans for a fifth round pick in the 2024 NFL Draft
8/24	QB	Joshua Dobbs	Acquired via trade from the Cleveland Browns for a fifth round pick in the 2024 NFL Draft in exchange for a seventh round pick in the 2024 NFL Draft.
8/25	OL	Cohl Cabral	Signed
8/28	CB	Sean Chandler	Released
8/28	OL	Pat Elflein	Placed on Injured Reserve
8/28	CB	Nate Hairston	Released
8/28	QB	Colt McCoy	Released
8/29	LB	David Anenih	Released
8/29	WR	Andre Baccellia	Released
8/29	DL	Eric Banks	Released
8/29	OL	Jackson Barton	Released
8/29	QB	David Blough	Released
8/29	LS	Aaron Brewer	Released
8/29	S	Kendell Brooks	Released
8/29	OL	Cohl Cabral	Released
8/29	S	Andre Chachere	Released
8/29	RB	Corey Clement	Released
8/29	WR	Brian Cobbs	Released
8/29	WR	Davion Davis	Released
8/29	WR	Kaden Davis	Released
8/29	QB	Jeff Driskel	Released
8/29	OL	Jon Gaines II	Placed on Injured Reserve
8/29	TE	Joel Honigford	Released
8/29	OL	Hayden Howerton	Released
8/29	S	Juju Hughes	Released
8/29	OL	Braylon Jones	Released
8/29	DL	Rashard Lawrence	Released
8/29	LB	Zach McCloud	Released
8/29	CB	Kyler McMichael	Waived/injured
8/29	QB	Kyler Murray	Placed on Reserve/Physically Unable to Perform list
8/29	CB	Bobby Price	Released
8/29	RB	Stevie Scott	Released
8/29	TE	Bernhard Seikovits	Released
8/29	DL	Jacob Slade	Released
8/29	WR	Brandon Smith	Released
8/29	OL	Lecitus Smith	Released
8/29	LB	Kyle Soelle	Released
8/29	TE	Noah Togiai	Released
8/29	OL	Badara Traore	Released
8/29	CB	Quavian White	Released
8/29	CB	Garrett Williams	Placed on Reserve/Non-Football Injury list
8/29	RB	Ty'Son Williams	Released
8/30	WR	Daniel Arias	Released
8/30	OL	Trystan Colon	Acquired via waivers from the New York Jets
8/30	OL	Marquis Hayes	Released
8/30	TE	Elijah Higgins	Acquired via waivers from the Miami Dolphins
8/30	OL	Keith Ismael	Acquired via waivers from the San Francisco 49ers
8/30	OL	Ilm Manning	Acquired via waivers from the San Francisco 49ers
8/30	S	Jovante Moffatt	Released
8/30	DL	Ben Stille	Released
8/30	CB	Starling Thomas V	Acquired via waivers from the Detroit Lions
8/30	S	K'Von Wallace	Acquired via waivers from the Philadelphia Eagles.
8/31	OL	Dennis Daley	Placed on Injured Reserve
8/31	OL	Carter O'Donnell	Acquired via waivers from the Indianapolis Colts
8/31	LB	Myjai Sanders	Placed on Injured Reserve
8/31	TE	Blake Whiteheart	Released
9/4	LS	Aaron Brewer	Re-signed to active roster
9/4	CB	Andre Chachere	Signed to the practice squad
9/4	RB	Corey Clement	Signed to the practice squad
9/4	WR	Kaden Davis	Signed to the practice squad
9/4	QB	Jeff Driskel	Signed to the practice squad
9/4	OL	Marquis Hayes	Signed to the practice squad
9/4	OL	Hayden Howerton	Signed to the practice squad
9/4	S	Jovante Moffatt	Signed to the practice squad
9/4	CB	Bobby Price	Signed to the practice squad
9/4	TE	Bernhard Seikovits	International Player practice squad exemption
9/4	DL	Ben Stille	Signed to the practice squad
9/4	CB	Quavian White	Signed to the practice squad
9/4	TE	Blake Whiteheart	Signed to the practice squad
9/9	OL	Jackson Barton	Elevated to the active roster from the practice squad
9/9	S	Andre Chachere	Elevated to the active roster from the practice squad
9/13	LB	Tyreek Maddox-Williams	Signed to the practice squad
9/13	S	Jovante Moffatt	Placed on practice squad/injured reserve list
9/16	DL	Eric Banks	Elevated to the active roster from the practice squad



CARDINALS TRANSACTIONS

9/16	S	Andre Chachere	Signed to active roster from practice squad
9/16	DL	L.J. Collier	Placed on injured reserve
9/16	CB	Quavian White	Elevated to the active roster from the practice squad
9/18	S	Budda Baker	Placed on injured reserve
9/18	S	Joey Blount	Signed to the practice squad
9/18	OL	Hayden Howerton	Placed on practice squad injured reserve list
9/18	S	Qwuantrezz Knight	Signed to the active roster from San Francisco's practice squad
9/19	WR	Daniel Arias	Released from the practice squad
9/19	DL	Jacob Slade	Signed to the practice squad
9/20	WR	Jeff Smith	Signed to the practice squad
9/23	DL	Roy Lopez	Signed to the practice squad
9/23	DL	Jacob Slade	Released from the practice squad
9/23	DL	Carlos Watkins	Placed on injured reserve
9/26	DL	Roy Lopez	Signed to the active roster from the practice squad
9/26	DL	Jacob Slade	Signed to the practice squad
9/26	LB	Davion Taylor	Signed to the practice squad
9/26	CB	Quavian White	Released from the practice squad
9/30	DL	Eric Banks	Elevated to the active roster from the practice squad
9/30	RB	Corey Clement	Elevated to the active roster from the practice squad
10/2	CB	Kris Boyd	Released

10/2	OL	IIm Manning	Released
10/2	CB	Christian Matthew	Released
10/2	DL	Jacob Slade	Released from the practice squad
10/3	S	Joey Blount	Signed to active roster from practice squad
10/3	P	Nolan Cooney	Released
10/3	P	Blake Gillikin	Signed to the active roster
10/3	DL	Phil Hoskins	Signed to the practice squad
10/5	RB	Damien Williams	Signed to the practice squad
10/7	RB	Corey Clement	Elevated to the active roster from the practice squad
10/7	DL	Ben Stille	Elevated to the active roster from the practice squad
10/9	RB	Tony Jones Jr.	Claimed off waivers from the New Orleans Saints
10/10	RB	James Conner	Placed on injured reserve
10/10	LB	Davion Taylor	Released from the practice squad
10/10	CB	Quavian White	Signed to the practice squad
10/14	OL	Dennis Daley	Activated from the injured reserve//designated for return list
10/14	CB	Bobby Price	Elevated to the active roster from the practice squad
10/14	RB	Damien Williams	Elevated to the active roster from the practice squad
10/17	LB	Myjai Sanders	Waived



CARDINALS STARTERS AND INACTIVES

OFFENSE

DATE	OPPONENT	WR	LT	LG	C	RG	RT	TE	QB	RB	FB
9/10	at Washington	M. Wilson/ M. Brown/ R. Moore	D. Humphries	E. Wilkinson	H. Froholdt	W. Hernandez	P. Johnson Jr.	Z. Ertz	J. Dobbs	J. Conner	--
9/17	N.Y. Giants	M. Wilson/ M. Brown	D. Humphries	E. Wilkinson	H. Froholdt	W. Hernandez	P. Johnson Jr.	T. McBride/ Z. Ertz	J. Dobbs	J. Conner	--
9/24	Dallas	M. Wilson/ M. Brown	D. Humphries	E. Wilkinson	H. Froholdt	W. Hernandez	P. Johnson Jr.	T. McBride/ Z. Ertz	J. Dobbs	J. Conner	--
10/1	at San Francisco	M. Wilson/ M. Brown/ R. Moore	D. Humphries	E. Wilkinson	H. Froholdt	W. Hernandez	P. Johnson Jr.	Z. Ertz	J. Dobbs	J. Conner	--
10/8	Cincinnati	M. Brown	D. Humphries	E. Wilkinson	H. Froholdt	W. Hernandez	P. Johnson Jr.	Z. Ertz/ G. Swaim	J. Dobbs	J. Conner	J. Luketa
10/15	at L.A. Rams	M. Wilson/ M. Brown	D. Humphries	E. Wilkinson	H. Froholdt	W. Hernandez	P. Johnson Jr.	Z. Ertz/ G. Swaim	J. Dobbs	K. Ingram	--
10/22	at Seattle	--	--	--	--	--	--	--	--	--	--
10/29	Baltimore	--	--	--	--	--	--	--	--	--	--
11/5	at Cleveland	--	--	--	--	--	--	--	--	--	--
11/12	Atlanta	--	--	--	--	--	--	--	--	--	--
11/19	at Houston	--	--	--	--	--	--	--	--	--	--
11/26	L.A. Rams	--	--	--	--	--	--	--	--	--	--
12/3	at Pittsburgh	--	--	--	--	--	--	--	--	--	--
12/17	San Francisco	--	--	--	--	--	--	--	--	--	--
12/24	at Chicago	--	--	--	--	--	--	--	--	--	--
12/31	at Philadelphia	--	--	--	--	--	--	--	--	--	--
1/7	Seattle	--	--	--	--	--	--	--	--	--	--

DEFENSE

DATE	OPPONENT	DE	NT	DE	OLB	ILB	ILB	OLB	CB	S	DB
9/10	at Washington	L. Collier	L. Fotu	J. Ledbetter	V. Dimukeje	K. White	J. Woods	Z. Collins	M. Wilson/ K. Clark	B. Baker/ J. Thompson	--
9/17	N.Y. Giants	C. Watkins	--	J. Ledbetter	C. Thomas	K. White	K. Barnes	Z. Collins	K. Clark/ M. Wilson	J. Thompson/ K. Wallace	A. Chachere
9/24	Dallas	K. Strong	L. Fotu	J. Ledbetter	V. Dimukeje	K. White	K. Barnes	Z. Collins	K. Clark/ M. Wilson	J. Thompson/ K. Wallace	--
10/1	at San Francisco	K. Strong	L. Fotu	D. Stills	V. Dimukeje	K. White	E. Turner	Z. Collins	K. Clark/ M. Wilson	J. Thompson/ K. Wallace	--
10/8	Cincinnati	K. Strong	L. Fotu	D. Stills	D. Gardeck	K. White	--	Z. Collins	M. Wilson/ A. Hamilton Sr.	J. Thompson/ K. Wallace	A. Chachere
10/15	at L.A. Rams	K. Strong	--	J. Ledbetter	C. Thomas	K. White	J. Woods	Z. Collins	K. Clark/ M. Wilson	A. Chachere/ K. Wallace	A. Hamilton Sr.
10/22	at Seattle	--	--	--	--	--	--	--	--	--	--
10/29	Baltimore	--	--	--	--	--	--	--	--	--	--
11/5	at Cleveland	--	--	--	--	--	--	--	--	--	--
11/12	Atlanta	--	--	--	--	--	--	--	--	--	--
11/19	at Houston	--	--	--	--	--	--	--	--	--	--
11/26	L.A. Rams	--	--	--	--	--	--	--	--	--	--
12/3	at Pittsburgh	--	--	--	--	--	--	--	--	--	--
12/17	San Francisco	--	--	--	--	--	--	--	--	--	--
12/24	at Chicago	--	--	--	--	--	--	--	--	--	--
12/31	at Philadelphia	--	--	--	--	--	--	--	--	--	--
1/7	Seattle	--	--	--	--	--	--	--	--	--	--

2023 REGULAR SEASON INACTIVES

DATE	OPPONENT	1	2	3	4	5	6	7
09/10	at Washington	OL Kelvin Beachum	TE Elijah Higgins	OL Ilm Manning	OL Carter O'Donnell	LB Owen Pappoe	DL Dante Stills	CB Starling Thomas V
09/17	N.Y. Giants	S Budda Baker	DL Leki Fotu	TE Elijah Higgins	OL Ilm Manning	OL Carter O'Donnell	CB Starling Thomas V	LB Josh Woods
09/24	Dallas	TE Elijah Higgins	OL Ilm Manning	OL Carter O'Donnell	CB Starling Thomas V	LB Josh Woods	--	--
10/01	at San Francisco	TE Elijah Higgins	RB Keaontay Ingram	DL Jonathan Ledbetter	OL Ilm Manning	OL Carter O'Donnell	CB Starling Thomas V	LB Josh Woods
10/08	Cincinnati	TE Elijah Higgins	RB Keaontay Ingram	S Qwuantrezz Knight	DL Jonathan Ledbetter	OL Carter O'Donnell	--	--
10/15	at L.A. Rams	TE Elijah Higgins	OL Keith Ismael	RB Tony Jones Jr.	LB Jesse Luketa	OL Carter O'Donnell	S Jalen Thompson	--
10/22	at Seattle	--	--	--	--	--	--	--
10/29	Baltimore	--	--	--	--	--	--	--
11/05	at Cleveland	--	--	--	--	--	--	--
11/12	Atlanta	--	--	--	--	--	--	--
11/19	at Houston	--	--	--	--	--	--	--
11/26	L.A. Rams	--	--	--	--	--	--	--
12/03	at Pittsburgh	--	--	--	--	--	--	--
12/17	San Francisco	--	--	--	--	--	--	--
12/24	at Chicago	--	--	--	--	--	--	--
12/31	at Philadelphia	--	--	--	--	--	--	--
01/07	Seattle	--	--	--	--	--	--	--

CARDINALS ROSTER BY POSITION



NO.	NAME	POS.	HT.	WT.	AGE	EXP.	COLLEGE	HOMETOWN	HOW ACQ.
QUARTERBACKS (2)									
9	Dobbs, Joshua	QB	6-3	220	28	4	Tennessee	Alpharetta, GA	TR-23 (Cle)
15	Tune, Clayton	QB	6-3	220	24	R	Houston	Carrollton, TX	D5a-23
RUNNING BACKS (3)									
30	Ingram, Keaontay	RB	6-0	221	23	2	USC	Carthage, TX	D6a-22
31	Demercado, Emari	RB	5-9	215	24	R	Texas Christian	Inglewood, CA	FA-23
37	Jones Jr., Tony	RB	5-11	224	25	3	Notre Dame	St. Petersburg, FL	WV-23 (NO)
WIDE RECEIVERS (5)									
0	Pascal, Zach	WR	6-2	215	28	6	Old Dominion	Upper Marlboro, MD	UFA-23 (Phi)
2	Brown, Marquise	WR	5-9	180	26	5	Oklahoma	Hollywood, FL	TR-22 (Bal)
4	Moore, Rondale	WR	5-7	181	23	3	Purdue	New Albany, IN	D2-21
14	Wilson, Michael	WR	6-2	213	23	R	Stanford	Simi Valley, CA	D3b-23
83	Dortch, Greg	WR	5-7	175	25	3	Wake Forest	Highland Springs, VA	FA-21
TIGHT ENDS (4)									
84	Higgins, Elijah	TE	6-3	235	22	R	Stanford	Austin, TX	WV-23 (Mia)
85	McBride, Trey	TE	6-4	246	23	2	Colorado State	Fort Morgan, CO	D2-22
86	Ertz, Zach	TE	6-5	250	32	11	Stanford	Danville, CA	TR-21 (Phi)
87	Swaim, Geoff	TE	6-4	260	30	9	Texas	Chico, CA	FA-23
OFFENSIVE LINE (10)									
60	Ismael, Keith	OL	6-3	310	25	3	San Diego State	Oakland, CA	WV-23 (SF)
61	O'Donnell, Carter	OL	6-5	305	24	1	Alberta	Calgary, Alberta	WV-23 (Ind)
63	Colon, Trystan	OL	6-3	313	25	4	Missouri	Webb City, MO	WV-23 (NYJ)
65	Wilkinson, Elijah	OL	6-6	314	28	7	Massachusetts	Downingtown, PA	UFA-23 (Atl)
68	Beachum, Kelvin	OL	6-3	308	34	12	SMU	Mexia, TX	FA-20
70	Johnson Jr., Paris	OL	6-6	313	22	R	Ohio State	Cincinnati, Ohio	D1-23
71	Daley, Dennis	OL	6-6	326	27	5	South Carolina	Columbia, S.C.	UFA-23 (Ten)
72	Froholdt, Hjalte	OL	6-5	310	27	4	Arkansas	Svendborg, Denmark	UFA-23 (Cle)
74	Humphries, D.J.	OL	6-5	307	29	8	Florida	Union, SC	D1-15
76	Hernandez, Will	OL	6-3	332	28	6	UTEP	Las Vegas, NV	UFA-22 (NYG)
LINEBACKERS (11)									
7	White, Kyzir	LB	6-2	234	27	6	West Virginia	Emmaus, PA	UFA-23 (Phi)
10	Woods, Josh	LB	6-1	230	27	5	Maryland	Baltimore, MD	UFA-23 (Det)
18	Ojulari, BJ	LB	6-2	248	21	R	LSU	Marietta, GA	D2-23
25	Collins, Zaven	LB	6-4	260	24	3	Tulsa	Hominy, OK	D1-21
43	Luketa, Jesse	LB	6-3	253	24	2	Penn State	Ottawa, Ontario	D7b-22
44	Pappoe, Owen	LB	6-0	225	23	R	Auburn	Lawrenceville, GA	D5b-23
45	Gardeck, Dennis	LB	6-0	232	29	6	Sioux Falls	Lake in the Hills, IL	FA-18
47	Turner, Ezekiel	LB	6-2	214	27	6	Washington	Pasadena, MD	FA-18
51	Barnes, Krys	LB	6-2	229	25	4	UCLA	Bakersfield, CA	UFA-23 (GB)
52	Dimukeje, Victor	LB	6-2	262	23	3	Duke	Baltimore, MD	D6a-21
97	Thomas, Cameron	LB	6-4	267	23	2	San Diego State	Carlsbad, CA	D3a-22
DEFENSIVE BACKS (9)									
13	Clark, Kei'Trel	CB	5-10	181	22	R	Louisville	Richmond, VA	D6a-23
20	Wilson, Marco	CB	6-0	191	24	3	Florida	Fort Lauderdale, FL	D4-21
22	Wallace, K'Von	S	5-11	205	26	4	Clemson	Highland Springs, VA	WV-23 (Phi)
24	Thomas V, Starling	CB	5-10	194	23	R	Alabama-Birmingham	Birmingham, AL	WV-23 (Det)
28	Knight, Qwuantrrezz	S	6-0	199	26	1	UCLA	Gretna, FL	FA-23
32	Blount, Joey	S	6-1	201	24	2	Virginia	Atlanta, GA	FA-23
33	Hamilton Sr., Antonio	CB	6-0	195	30	8	South Carolina State	Johnston, SC	FA-21
34	Thompson, Jalen	S	5-11	190	25	5	Washington State	Downey, CA	SD5-19
36	Chachere, Andre	S	6-0	197	27	3	San Jose State	Fresno, CA	WV-23 (Phi)
DEFENSIVE LINE (5)									
55	Stills, Dante	DL	6-4	286	23	R	West Virginia	Fairmont, WV	D6b-23
92	Strong, Kevin	DL	6-4	295	27	5	Texas-San Antonio	Cleveland, TX	UFA-23 (Ten)
93	Ledbetter, Jonathan	DL	6-4	282	26	2	Georgia	Tucker, GA	FA-21
95	Fotu, Leki	DL	6-5	334	25	4	Utah	West Valley City, UT	D4a-20
98	Lopez, Roy	DL	6-2	318	26	3	Arizona	Tempe, AZ	FA-23
SPECIALISTS (3)									
5	Prater, Matt	K	5-10	201	39	17	Central Florida	Estero, FL	UFA-21 (Det)
12	Gillikin, Blake	P	6-2	196	25	3	Penn State	Atlanta, GA	FA-23
46	Brewer, Aaron	LS	6-5	232	33	12	San Diego State	Fullerton, CA	FA-16



CARDINALS HOW THEY WERE BUILT

YEAR	DRAFTEES (17)	FREE AGENTS (23)	TRADES (3)	WAIVERS (8)	SUP. DRAFT (1)
2015	OL D.J. Humphries (1)				
2016		LS Aaron Brewer (FA-16)			
2018		LB Dennis Gardeck (FA-18) LB Ezekiel Turner (FA-18)			
2019					S Jalen Thompson (SD5-19)
2020	DL Leki Fotu (4)	OL Kelvin Beachum (FA-20)			
2021	LB Zaven Collins (1) WR Rondale Moore (2) CB Marco Wilson (4) LB Victor Dimukeje (6a)	WR Greg Dortch (FA-21) CB Antonio Hamilton Sr. (FA-21) DL Jonathan Ledbetter (FA-21) K Matt Prater (UFA-21 Det)	TE Zach Ertz (TR-21 Phi)		
2022	TE Trey McBride (2) LB Cameron Thomas (3a) RB Keaontay Ingram (6a) LB Jesse Luketa (7b)	OL Will Hernandez (UFA-22 NYG)	WR Marquise Brown (TR-22 Bal)		
2023	OL Paris Johnson Jr. (1) LB BJ Ojulari (2) WR Michael Wilson (3) LB Owen Pappoe (5a) QB Clayton Tune (5b) CB Kei'Trel Clark (6a) DL Dante Stills (6b)	LB Krys Barnes (UFA-23 GB) S Joey Blount (FA-23) OL Dennis Daley (UFA-23 Ten) RB Emari Demercado (FA-23) OL Hjalte Froholdt (UFA-23 Cle) P Blake Gillikin (FA-23) S Qwuantrezz Knight (FA-23) DL Roy Lopez (FA-23) WR Zach Pascal (UFA-23 Phi) DL Kevin Strong (UFA-23 Ten) TE Geoff Swaim (FA-23) LB Kyzir White (UFA-23 Phi) OL Elijah Wilkinson (UFA-23 Atl) LB Josh Woods (UFA-23 Det)	QB Joshua Dobbs (TR-23 Cle)	S Andre Chachere (WV-23 Phi) OL Trystan Colon (WV-23 NYJ) TE Elijah Higgins (WV-23 Mia) OL Keith Ismael (WV-23 SF) RB Tony Jones Jr. (WV-23 NO) OL Carter O'Donnell (WV-23 Ind) CB Starling Thomas V (WV-23 Det) S K'Von Wallace (WV-23 Phi)	

CARDINALS DEPTH CHART



(As of October 17, 2023)

As Prepared by Team's Media Relations Department

OFFENSE

WR	2 Marquise Brown			
LT	74 D.J. Humphries	61 Carter O'Donnell		
LG	65 Elijah Wilkinson	71 Dennis Daley		
C	72 Hjalte Froholdt	63 Trystan Colon		
RG	76 Will Hernandez	60 Keith Ismael		
RT	<u>70 Paris Johnson Jr.</u>	68 Kelvin Beachum		
TE	86 Zach Ertz	85 Trey McBride	87 Geoff Swaim	<u>84 Elijah Higgins</u>
WR	4 Rondale Moore	83 Greg Dortch		
WR	<u>14 Michael Wilson</u>	0 Zach Pascal		
QB	9 Joshua Dobbs	<u>15 Clayton Tune</u>		
RB	30 Keaontay Ingram	<u>31 Emari Demercado</u>	37 Tony Jones Jr.	

DEFENSE

DE	92 Kevin Strong	<u>55 Dante Stills</u>		
NT	95 Leki Fotu	98 Roy Lopez		
DE	93 Jonathan Ledbetter			
OLB	45 Dennis Gardeck	52 Victor Dimukeje	43 Jesse Luketa	
ILB	7 Kyzir White	51 Krys Barnes		
ILB	10 Josh Woods	47 Ezekiel Turner	<u>44 Owen Pappoe</u>	
OLB	25 Zaven Collins	97 Cameron Thomas	<u>18 BJ Ojulari</u>	
CB	<u>13 Kei'Trel Clark</u>	33 Antonio Hamilton Sr.		
CB	20 Marco Wilson	<u>24 Starling Thomas V</u>		
S	34 Jalen Thompson	32 Joey Blount	28 Qwuantrezz Knight	
S	22 K'Von Wallace	36 Andre Chachere		

SPECIALISTS

K	5 Matt Prater
P	12 Blake Gillikin
LS	46 Aaron Brewer
H	12 Blake Gillikin
KR	83 Greg Dortch
PR	83 Greg Dortch

PRONUNCIATION GUIDE

Joey Blount	Blunt	Keith Ismael	ish-MALE
Andre Chachere	SASH-er-ay	Qwuantrezz Knight	KWAN-trez
Kei'Trel Clark	KEY-trell	Jesse Luketa	loo-KETT-uh
Emari Demercado	ee-MAR-ee / dee-mer-CAH-doe	BJ Ojulari	oh-joo-LARR-ee
Victor Dimukeje	dee-moo-KAY-g	Owen Pappoe	PAPP-oh
Leki Fotu	LECK-ee / FOH-too	K'Von Wallace	KAY-von
Hjalte Froholdt	YELL-duh / FRO-holt	Kyzir White	KY-zeer

NOTE: Rookies are underlined

CARDINALS ALPHABETICAL ROSTER

NO.	NAME	POS	HT	WT	DOB	EXP	COLLEGE	HOMETOWN	HOW ACQ
51	Barnes, Krys	LB	6-2	229	4/2/1998	4	UCLA	Bakersfield, CA	UFA-23 (GB)
68	Beachum, Kelvin	OL	6-3	308	6/8/1989	12	SMU	Mexia, TX	FA-20
32	Blount, Joey	S	6-1	201	11/16/1998	2	Virginia	Atlanta, GA	FA-23
46	Brewer, Aaron	LS	6-5	232	7/5/1990	12	San Diego State	Fullerton, CA	FA-16
2	Brown, Marquise	WR	5-9	180	6/4/1997	5	Oklahoma	Hollywood, FL	TR-22 (Bal)
36	Chachere, Andre	S	6-0	197	2/10/1996	3	San Jose State	Fresno, CA	WV-23 (Phi)
13	Clark, Kei'Trel	CB	5-10	181	3/19/2001	R	Louisville	Richmond, VA	D6a-23
25	Collins, Zaven	LB	6-4	260	5/19/1999	3	Tulsa	Hominy, OK	D1-21
63	Colon, Trystan	OL	6-3	313	3/23/1998	4	Missouri	Webb City, MO	WV-23 (NYJ)
71	Daley, Dennis	OL	6-6	326	8/7/1996	5	South Carolina	Columbia, S.C.	UFA-23 (Ten)
31	Demercado, Emari	RB	5-9	215	1/20/1999	R	Texas Christian	Inglewood, CA	FA-23
52	Dimukeje, Victor	LB	6-2	262	11/18/1999	3	Duke	Baltimore, MD	D6a-21
9	Dobbs, Joshua	QB	6-3	220	1/26/1995	4	Tennessee	Alpharetta, GA	TR-23 (Cle)
83	Dortch, Greg	WR	5-7	175	5/29/1998	3	Wake Forest	Highland Springs, VA	FA-21
86	Ertz, Zach	TE	6-5	250	11/10/1990	11	Stanford	Danville, CA	TR-21 (Phi)
95	Fotu, Leki	DL	6-5	334	8/23/1998	4	Utah	West Valley City, UT	D4a-20
72	Froholdt, Hjalte	OL	6-5	310	8/20/1996	4	Arkansas	Svendborg, Denmark	UFA-23 (Cle)
45	Gardeck, Dennis	LB	6-0	232	8/9/1994	6	Sioux Falls	Lake in the Hills, IL	FA-18
12	Gillikin, Blake	P	6-2	196	1/21/1998	3	Penn State	Atlanta, GA	FA-23
33	Hamilton Sr., Antonio	CB	6-0	195	1/24/1993	8	South Carolina State	Johnston, SC	FA-21
76	Hernandez, Will	OL	6-3	332	9/2/1995	6	UTEP	Las Vegas, NV	UFA-22 (NYG)
84	Higgins, Elijah	TE	6-3	235	10/27/2000	R	Stanford	Austin, TX	WV-23 (Mia)
74	Humphries, D.J.	OL	6-5	307	12/28/1993	8	Florida	Union, SC	D1-15
30	Ingram, Keaontay	RB	6-0	221	10/26/1999	2	USC	Carthage, TX	D6a-22
60	Ismael, Keith	OL	6-3	310	7/25/1998	3	San Diego State	Oakland, CA	WV-23 (SF)
70	Johnson Jr., Paris	OL	6-6	313	7/3/2001	R	Ohio State	Cincinnati, Ohio	D1-23
37	Jones Jr., Tony	RB	5-11	224	11/24/1997	3	Notre Dame	St. Petersburg, FL	WV-23 (NO)
28	Knight, Qwuantrezz	S	6-0	199	10/10/1997	1	UCLA	Gretna, FL	FA-23
93	Ledbetter, Jonathan	DL	6-4	282	9/12/1997	2	Georgia	Tucker, GA	FA-21
98	Lopez, Roy	DL	6-2	318	8/7/1997	3	Arizona	Tempe, AZ	FA-23
43	Luketa, Jesse	LB	6-3	253	1/15/1999	2	Penn State	Ottawa, Ontario	D7b-22
85	McBride, Trey	TE	6-4	246	11/22/1999	2	Colorado State	Fort Morgan, CO	D2-22
4	Moore, Rondale	WR	5-7	181	6/9/2000	3	Purdue	New Albany, IN	D2-21
61	O'Donnell, Carter	OL	6-5	305	12/23/1998	1	Alberta	Calgary, Alberta	WV-23 (Ind)
18	Ojulari, BJ	LB	6-2	248	4/5/2002	R	LSU	Marietta, GA	D2-23
44	Pappoe, Owen	LB	6-0	225	9/29/2000	R	Auburn	Lawrenceville, GA	D5b-23
0	Pascal, Zach	WR	6-2	215	12/18/1994	6	Old Dominion	Upper Marlboro, MD	UFA-23 (Phi)
5	Prater, Matt	K	5-10	201	8/10/1984	17	Central Florida	Esterro, FL	UFA-21 (Det)
55	Stills, Dante	DL	6-4	286	12/14/1999	R	West Virginia	Fairmont, WV	D6b-23
92	Strong, Kevin	DL	6-4	295	8/5/1996	5	Texas-San Antonio	Cleveland, TX	UFA-23 (Ten)
87	Swaim, Geoff	TE	6-4	260	9/16/1993	9	Texas	Chico, CA	FA-23
97	Thomas, Cameron	LB	6-4	267	7/1/2000	2	San Diego State	Carlsbad, CA	D3a-22
24	Thomas V, Starling	CB	5-10	194	1/25/2000	R	Alabama-Birmingham	Birmingham, AL	WV-23 (Det)
34	Thompson, Jalen	S	5-11	190	7/18/1998	5	Washington State	Downey, CA	SD5-19
15	Tune, Clayton	QB	6-3	220	3/23/1999	R	Houston	Carrollton, TX	D5a-23
47	Turner, Ezekiel	LB	6-2	214	6/9/1996	6	Washington	Pasadena, MD	FA-18
22	Wallace, K'Von	S	5-11	205	7/25/1997	4	Clemson	Highland Springs, VA	WV-23 (Phi)
7	White, Kyzir	LB	6-2	234	3/24/1996	6	West Virginia	Emmaus, PA	UFA-23 (Phi)
65	Wilkinson, Elijah	OL	6-6	314	2/10/1995	7	Massachusetts	Downingtown, PA	UFA-23 (Atl)
20	Wilson, Marco	CB	6-0	191	3/3/1999	3	Florida	Fort Lauderdale, FL	D4-21
14	Wilson, Michael	WR	6-2	213	2/23/2000	R	Stanford	Simi Valley, CA	D3b-23
10	Woods, Josh	LB	6-1	230	7/1/1996	5	Maryland	Baltimore, MD	UFA-23 (Det)
Injured Reserve (10)									
3	Baker, Budda	S	5-10	195	1/10/1996	7	Washington	Bellevue, WA	D2-17
91	Collier, L.J.	DL	6-2	291	9/12/1995	5	TCU	Munday, Texas	UFA-23 (Sea)
6	Conner, James	RB	6-1	233	5/5/1995	7	Pittsburgh	Erie, PA	UFA-21 (Pit)
50	Efllein, Pat	OL	6-3	305	7/6/1994	7	Ohio State	Pickerington, OH	FA-23
24	Fenton, Rashad	CB	5-11	193	2/17/1997	5	South Carolina	Miami, FL	UFA-23 (Atl)
59	Gaines II, Jon	OL	6-4	303	5/24/1999	R	UCLA	Wauwatosa, WI	D4-23
39	Hembrough, Matt	LS	6-3	236	5/17/1999	R	Oklahoma State	Lisle, IL	FA-23
32	Mack, Marlon	RB	5-11	210	3/7/1996	7	South Florida	Sarasota, Fla	FA-23
48	McMichael, Kyler	CB	6-0	202	3/22/2000	1	North Carolina	Atlanta, GA	WV-23 (Buf)
94	Watkins, Carlos	DL	6-3	305	12/5/1993	7	Clemson	Forest City, NC	UFA-23 (Dal)
Practice Squad (16)									
82	Baccellia, Andre	WR	5-10	175	1/7/1997	2	Washington	Thousand Oaks, CA	FA-21
96	Banks, Eric	DL	6-5	274	1/30/1998	2	Texas-San Antonio	Memphis, TN	FA-22
66	Barton, Jackson	OL	6-7	302	8/8/1995	3	Utah	Park City, UT	UFA-23 (LV)
23	Clement, Corey	RB	5-10	220	11/2/1994	7	Wisconsin	Glassboro, NJ	FA-22
17	Davis, Kaden	WR	6-1	190	9/25/1998	1	Northwest Missouri State	Ellsworth, KS	FA-23
19	Driskel, Jeff	QB	6-4	235	4/23/1993	6	Louisiana Tech	Oviedo, FL	UFA-23 (Hou)
78	Hayes, Marquis	OL	6-5	318	2/14/1999	1	Oklahoma	St. Louis, MO	D7-22
79	Hoskins, Phil	DL	6-5	315	1/2/1997	3	Kentucky	Toledo, Ohio	FA-23
58	Maddox-Williams, Tyreek	LB	6-0	228	10/28/1997	1	Rutgers	Philadelphia, PA	FA-23
26	Price, Bobby	CB	6-3	208	4/25/1998	3	Norfolk State	Virginia Beach, VA	FA-23
81	Smith, Jeff	WR	6-1	195	4/21/1997	5	Boston College	St. Petersburg, Fla.	FA-23
90	Stille, Ben	DL	6-4	296	11/12/1997	2	Nebraska	Ashland, NE	WV-23 (Cle)
38	White, Quavian	CB	5-8	187	6/12/2000	R	Georgia State	Greer, SC	FA-23
89	Whiteheart, Blake	TE	6-4	247	3/22/2000	R	Wake Forest	Winston-Salem, NC	FA-23
29	Williams, Damien	RB	5-11	229	4/3/1992	9	Oklahoma	San Diego, CA	FA-23
27	Wilson, Divaad	CB	6-0	195	1/26/2000	R	Central Florida	Miami, Fla.	FA-23
International Player Pathway/PS Exemption (1)									
80	Seikovits, Bernhard	TE	6-5	262	7/24/1997	1	No College	Vienna, Austria	FA-21
Practice Squad/Injured Reserve (1)									
75	Howerton, Hayden	OL	6-3	300	2/11/1999	1	Southern Methodist	Katy, TX	WV-23 (NE)
Reserve/Non-Football Injury (1)									
21	Williams, Garrett	DB	5-10	192	6/1/2001	R	Syracuse	Harrisburg, NC	D3a-23
Reserved/Physically Unable to Perform (1)									
1	Murray, Kyler	QB	5-10	207	8/7/1997	5	Oklahoma	Allen, TX	D1-19

CARDINALS NUMERICAL ROSTER



NO.	NAME	POS	HT	WT	DOB	EXP	COLLEGE	HOW ACQ
0	Zach Pascal	WR	6-2	215	12/18/1994	6	Old Dominion	UFA-23 (Phi)
2	Marquise Brown	WR	5-9	180	6/4/1997	5	Oklahoma	TR-22 (Bal)
4	Rondale Moore	WR	5-7	181	6/9/2000	3	Purdue	D2-21
5	Matt Prater	K	5-10	201	8/10/1984	17	Central Florida	UFA-21 (Det)
7	Kyzir White	LB	6-2	234	3/24/1996	6	West Virginia	UFA-23 (Phi)
9	Joshua Dobbs	QB	6-3	220	1/26/1995	4	Tennessee	TR-23 (Cle)
10	Josh Woods	LB	6-1	230	7/1/1996	5	Maryland	UFA-23 (Det)
12	Blake Gillikin	P	6-2	196	1/21/1998	3	Penn State	FA-23
13	Kei'Trel Clark	CB	5-10	181	3/19/2001	R	Louisville	D6a-23
14	Michael Wilson	WR	6-2	213	2/23/2000	R	Stanford	D3b-23
15	Clayton Tune	QB	6-3	220	3/23/1999	R	Houston	D5a-23
18	BJ Ojulari	LB	6-2	248	4/5/2002	R	LSU	D2-23
20	Marco Wilson	CB	6-0	191	3/3/1999	3	Florida	D4-21
22	K'Von Wallace	S	5-11	205	7/25/1997	4	Clemson	WV-23 (Phi)
24	Starling Thomas V	CB	5-10	194	1/25/2000	R	Alabama-Birmingham	WV-23 (Det)
25	Zaven Collins	LB	6-4	260	5/19/1999	3	Tulsa	D1-21
28	Qwuantrezz Knight	S	6-0	199	10/10/1997	1	UCLA	FA-23
30	Keaontay Ingram	RB	6-0	221	10/26/1999	2	USC	D6a-22
31	Emari Demercado	RB	5-9	215	1/20/1999	R	Texas Christian	FA-23
32	Joey Blount	S	6-1	201	11/16/1998	2	Virginia	FA-23
33	Antonio Hamilton Sr.	CB	6-0	195	1/24/1993	8	South Carolina State	FA-21
34	Jalen Thompson	S	5-11	190	7/18/1998	5	Washington State	SD5-19
36	Andre Chachere	S	6-0	197	2/10/1996	3	San Jose State	WV-23 (Phi)
37	Tony Jones Jr.	RB	5-11	224	11/24/1997	3	Notre Dame	WV-23 (NO)
43	Jesse Luketa	LB	6-3	253	1/15/1999	2	Penn State	D7b-22
44	Owen Pappoe	LB	6-0	225	9/29/2000	R	Auburn	D5b-23
45	Dennis Gardeck	LB	6-0	232	8/9/1994	6	Sioux Falls	FA-18
46	Aaron Brewer	LS	6-5	232	7/5/1990	12	San Diego State	FA-16
47	Ezekiel Turner	LB	6-2	214	6/9/1996	6	Washington	FA-18
51	Krys Barnes	LB	6-2	229	4/2/1998	4	UCLA	UFA-23 (GB)
52	Victor Dimukeje	LB	6-2	262	11/18/1999	3	Duke	D6a-21
55	Dante Stills	DL	6-4	286	12/14/1999	R	West Virginia	D6b-23
60	Keith Ismael	OL	6-3	310	7/25/1998	3	San Diego State	WV-23 (SF)
61	Carter O'Donnell	OL	6-5	305	12/23/1998	1	Alberta	WV-23 (Ind)
63	Trystan Colon	OL	6-3	313	3/23/1998	4	Missouri	WV-23 (NYJ)
65	Elijah Wilkinson	OL	6-6	314	2/10/1995	7	Massachusetts	UFA-23 (Atl)
68	Kelvin Beachum	OL	6-3	308	6/8/1989	12	SMU	FA-20
70	Paris Johnson Jr.	OL	6-6	313	7/3/2001	R	Ohio State	D1-23
71	Dennis Daley	OL	6-6	326	8/7/1996	5	South Carolina	UFA-23 (Ten)
72	Hjalte Froholdt	OL	6-5	310	8/20/1996	4	Arkansas	UFA-23 (Cle)
74	D.J. Humphries	OL	6-5	307	12/28/1993	8	Florida	D1-15
76	Will Hernandez	OL	6-3	332	9/2/1995	6	UTEP	UFA-22 (NYG)
83	Greg Dortch	WR	5-7	175	5/29/1998	3	Wake Forest	FA-21
84	Elijah Higgins	TE	6-3	235	10/27/2000	R	Stanford	WV-23 (Mia)
85	Trey McBride	TE	6-4	246	11/22/1999	2	Colorado State	D2-22
86	Zach Ertz	TE	6-5	250	11/10/1990	11	Stanford	TR-21 (Phi)
87	Geoff Swaim	TE	6-4	260	9/16/1993	9	Texas	FA-23
92	Kevin Strong	DL	6-4	295	8/5/1996	5	Texas-San Antonio	UFA-23 (Ten)
93	Jonathan Ledbetter	DL	6-4	282	9/12/1997	2	Georgia	FA-21
95	Leki Fotu	DL	6-5	334	8/23/1998	4	Utah	D4a-20
97	Cameron Thomas	LB	6-4	267	7/1/2000	2	San Diego State	D3a-22
98	Roy Lopez	DL	6-2	318	8/7/1997	3	Arizona	FA-23

Reserved/Physically Unable to Perform (1)

1	Kyler Murray	QB	5-10	207	8/7/1997	5	Oklahoma	D1-19
---	--------------	----	------	-----	----------	---	----------	-------

Reserve/Non-Football Injury (1)

21	Garrett Williams	DB	5-10	192	6/1/2001	R	Syracuse	D3a-23
----	------------------	----	------	-----	----------	---	----------	--------

COACHING STAFF

HEAD COACH: Jonathan Gannon

ASSISTANTS:

Jeff Rodgers (Asst. Head Coach/Special Teams Coordinator), Drew Petzing (Offensive Coordinator), Nick Rallis (Defensive Coordinator), Drew Terrell (Passing Game Coordinator/Wide Receivers), Klanton Adams (Offensive Line), Kenny Bell (Director, Football Strategy), Jason Benguche (Asst. Strength & Conditioning), Ronald Booker (Defensive Quality Control), Chris Cook (Asst. Offensive Line), Autry Denson (Running Backs), Everrett Gathron (Asst. Strength & Conditioning), Blaine Gautier (Bill Bidwill Fellowship), Derrick LeBlanc (Defensive Line), Evan Marcus (Head Strength & Conditioning), Buddy Morris (Senior Conditioning Coordinator), Mark Naylor (Asst. Strength & Conditioning), William Peagler (Asst. Defensive Line), Jay Razzano (Coaching Asst.), Rob Rodriguez (Outside Linebackers), Kyle Sammons (Sports Science Coordinator/Asst. Strength & Conditioning), Brandon Schwab (Asst. to the Head Coach), Connor Senger (Offensive Quality Control), Sam Sewell (Asst. Special Teams), Sam Siefkes (Linebackers), Ryan Smith (Cornerbacks), Ben Steele (Tight Ends), Shea Thompson (Director, Football Performance), Patrick Toney (Defensive Backs), Spencer Whipple (Pass Game Specialist), Israel Woolfork (Quarterbacks)

2023 NFL STANDINGS AND SCHEDULE



	W	L	T	Div	Conf	Wk 1	Wk 2	Wk 3	Wk 4	Wk 5	Wk 6	Wk 7	Wk 8	Wk 9	Wk 10	Wk 11	Wk 12	Wk 13	Wk 14	Wk 15	Wk 16	Wk 17	Wk 18	
NFC EAST	5	1	0	1-0	4-0	at NE	MIN	at TB	WSH	at LAR	at NYJ	MIA	at WSH	DAL	BYE	at KC	BUF	SF	at DAL	at SEA	NYG	ARI	at NYG	
Philadelphia	4	2	0	1-0	1-2	at NYG	NYJ	at ARI	NE	at SF	at LAC	BYE	LAR	at PHI	NYG	at CAR	WSH	SEA	PHI	at BUF	at MIA	DET	at WSH	
Dallas	3	3	0	0-1	2-2	ARI	at DEN	BUF	at PHI	CHI	at ATL	WSH	PHI	at NE	at SEA	NYG	at DAL	MIA	BYE	at LAR	at NYJ	SF	DAL	
Washington	1	5	0	0-1	1-3	DAL	at ARI	at SF	SEA	at MIA	at BUF	WSH	NYJ	at LV	at DAL	at WSH	NE	BYE	GB	at NO	at PHI	LAR	PHI	
NY Giants	NFC NORTH	W	L	T	Div	Conf	Wk 1	Wk 2	Wk 3	Wk 4	Wk 5	Wk 6	Wk 7	Wk 8	Wk 9	Wk 10	Wk 11	Wk 12	Wk 13	Wk 14	Wk 15	Wk 16	Wk 17	Wk 18
Detroit	5	1	0	1-0	4-1	at KC	SEA	ATL	at GB	CAR	at TB	at BAL	LV	BYE	at LAC	CHI	GB	at NO	at CHI	DEN	at MIN	at DAL	MIN	
Green Bay	2	3	0	1-1	2-2	at CHI	at ATL	NO	DET	at LV	BYE	at DEN	LAR	at PIT	LAC	at DET	CHI	at NYG	KC	TB	at CAR	at MIN	CHI	
Minnesota	2	4	0	1-0	2-2	TB	at PHI	LAC	at CAR	KC	at CHI	SF	at GB	at ATL	NO	at DEN	CHI	BYE	at LV	at CIN	DET	GB	at DET	
Chicago	1	5	0	0-2	1-3	GB	at TB	at KC	DEN	at WSH	MIN	LV	at LAC	at NO	CAR	at DET	at MIN	BYE	DET	at CLE	ARI	ATL	at GB	
NFC SOUTH	W	L	T	Div	Conf	Wk 1	Wk 2	Wk 3	Wk 4	Wk 5	Wk 6	Wk 7	Wk 8	Wk 9	Wk 10	Wk 11	Wk 12	Wk 13	Wk 14	Wk 15	Wk 16	Wk 17	Wk 18	
Tampa Bay	3	2	0	0-0	3-2	at MIN	CHI	PHI	at NO	BYE	DET	ATL	at BUF	at HOU	TEN	at SF	at IND	CAR	at ATL	at GB	JAX	NO	at CAR	
Atlanta	3	3	0	1-0	2-2	CAR	GB	at DET	at JAX	HOU	WSH	at TB	CLE	at TEN	MIN	BYE	NO	at NYJ	TB	at CAR	IND	at CHI	at NO	
New Orleans	3	3	0	1-1	1-2	TEN	at CAR	at GB	TB	at NE	at HOU	JAX	at DAL	CHI	at MIN	BYE	at ATL	DET	CAR	NYG	at LAR	at TB	ATL	
Carolina	0	6	0	0-2	0-5	at ATL	NO	at SEA	MIN	at DET	at MIA	BYE	HOU	IND	at CHI	DAL	at TEN	at TB	at NO	ATL	GB	at JAX	TB	
NFC WEST	W	L	T	Div	Conf	Wk 1	Wk 2	Wk 3	Wk 4	Wk 5	Wk 6	Wk 7	Wk 8	Wk 9	Wk 10	Wk 11	Wk 12	Wk 13	Wk 14	Wk 15	Wk 16	Wk 17	Wk 18	
San Francisco	5	1	0	2-0	4-0	at PIT	at LAR	NYG	ARI	DAL	at CLE	at MIN	CIN	BYE	at JAX	TB	at SEA	at PHI	SEA	at ARI	BAL	at WSH	LAR	
Seattle	3	2	0	0-1	3-1	LAR	at DET	CAR	at NYG	BYE	at CIN	ARI	CLE	at BAL	WSH	at LAR	SF	at DAL	SF	PHI	at TEN	PIT	at AR	
LA Rams	3	3	0	2-1	2-2	at SEA	SF	at CIN	at IND	PHI	ARI	PIT	at DAL	GB	BYE	SEA	at ARI	CLE	at BAL	WSH	NO	at NYG	at SF	
Arizona	1	5	0	0-2	1-4	at WSH	NYG	DAL	at SF	CIN	at LAR	at SEA	BAL	at CLE	ATL	at HOU	LAR	at PIT	BYE	SF	at CHI	at PHI	SEA	
AFC EAST	W	L	T	Div	Conf	Wk 1	Wk 2	Wk 3	Wk 4	Wk 5	Wk 6	Wk 7	Wk 8	Wk 9	Wk 10	Wk 11	Wk 12	Wk 13	Wk 14	Wk 15	Wk 16	Wk 17	Wk 18	
Miami	5	1	0	1-1	3-1	at LAC	at NE	DEN	at BUF	NYG	CAR	at PHI	NE	at KC	BYE	LV	at NYJ	at WSH	TEN	NYJ	DAL	at BAL	BUF	
Buffalo	4	2	0	1-1	2-2	at NYJ	LV	at WSH	MIA	JAX	NYG	at NE	TB	at CIN	DEN	NYJ	at PHI	BYE	at KC	DAL	at LAC	NE	at MIA	
NY Jets	3	3	0	1-1	2-2	BUF	at DAL	NE	at WSH	KC	at DEN	BYE	at NYG	LAC	at LV	at BUF	MIA	ATL	HOU	at MIA	WSH	at CLE	at NE	
New England	1	5	0	1-1	1-2	PHI	MIA	at NYJ	at NYJ	NO	at LV	BUF	at MIA	WSH	IND	BYE	at NYG	LAC	at PIT	KC	at DEN	at BUF	NYJ	
AFC NORTH	W	L	T	Div	Conf	Wk 1	Wk 2	Wk 3	Wk 4	Wk 5	Wk 6	Wk 7	Wk 8	Wk 9	Wk 10	Wk 11	Wk 12	Wk 13	Wk 14	Wk 15	Wk 16	Wk 17	Wk 18	
Baltimore	4	2	0	2-1	4-2	HOU	at CIN	IND	at CLE	at PIT	at TEN	DET	at ARI	SEA	CLE	CIN	at LAC	BYE	LAR	at JAX	at SF	MIA	PIT	
Pittsburgh	3	2	0	2-0	3-1	SF	CLE	at LV	at HOU	BAL	BYE	at LAR	JAX	TEN	GB	at CLE	at CIN	ARI	NE	at IND	CIN	at SEA	at BAL	
Cleveland	3	2	0	1-2	2-2	CIN	at PIT	TEN	BAL	BYE	SF	at IND	at SEA	ARI	at BAL	PIT	at DEN	at LAR	JAX	CHI	at HOU	NYJ	at CIN	
Cincinnati	3	3	0	0-2	0-3	at CLE	BAL	LAR	at TEN	at ARI	SEA	BYE	at SF	BUF	HOU	at BAL	PIT	at JAX	IND	MIN	at PIT	at KC	CLE	
AFC SOUTH	W	L	T	Div	Conf	Wk 1	Wk 2	Wk 3	Wk 4	Wk 5	Wk 6	Wk 7	Wk 8	Wk 9	Wk 10	Wk 11	Wk 12	Wk 13	Wk 14	Wk 15	Wk 16	Wk 17	Wk 18	
Jacksonville	4	2	0	2-1	3-2	at IND	KC	HOU	ATL	at BUF	IND	at NO	at PIT	BYE	SF	TEN	at HOU	CIN	at CLE	BAL	at TB	CAR	at TEN	
Indianapolis	3	3	0	2-2	3-2	JAX	at HOU	at BAL	LAR	TEN	at JAX	CLE	NO	at CAR	NE	BYE	TB	at TEN	at CIN	PIT	at ATL	LV	HOU	
Houston	3	3	0	1-1	2-2	at BAL	IND	at JAX	PIT	at ATL	NO	BYE	at CAR	TB	at CIN	ARI	JAX	DEN	at NYJ	at TEN	CLE	TEN	at IND	
Tennessee	2	4	0	0-1	2-3	at NO	LAC	at CLE	CIN	at IND	BAL	BYE	ATL	PIT	at TB	at JAX	CAR	IND	at MIA	HOU	SEA	at HOU	JAX	
AFC WEST	W	L	T	Div	Conf	Wk 1	Wk 2	Wk 3	Wk 4	Wk 5	Wk 6	Wk 7	Wk 8	Wk 9	Wk 10	Wk 11	Wk 12	Wk 13	Wk 14	Wk 15	Wk 16	Wk 17	Wk 18	
Kansas City	5	1	0	1-0	3-0	DET	at JAX	CHI	at NYJ	at MIN	DEN	LAC	at DEN	MIA	BYE	PHI	at LV	at GB	BUF	at NE	LV	CIN	at LAC	
Las Vegas	3	3	0	1-1	2-3	at DEN	at BUF	PIT	at LAC	GB	NE	at CHI	at DET	NYG	NYJ	at MIA	KC	BYE	MIN	LAC	at KC	at IND	DEN	
LA Chargers	2	3	0	1-0	1-2	MIA	at TEN	at MIN	LV	BYE	DAL	at KC	CHI	at NYJ	DET	at GB	BAL	at NE	DEN	at LV	BUF	at DEN	KC	
Denver	1	5	0	0-2	0-4	LV	WSH	at MIA	at CHI	NYJ	at KC	GB	KC	BYE	at BUF	MIN	CLE	at HOU	LAC	at DET	NE	LAC	at LV	

Bolded and Underlined Opponent - win *Italics* - Tie *Clinched Playoff Berth **Clinched Division Title ***Clinched First-Round Bye