



ARIZONA
CARDINALS

GAME RELEASE - WEEK 11
#AZvsHOU

Mark Dalton - Sr. Vice President, Media Relations Chris Melvin - Sr. Director, Media Relations Mike Helm - Sr. Manager, Media Relations
Imani Suber - Media Relations Coordinator Clint Cohen - Coordinator, Corporate & Football Communications Jocelyn Jones - Media Relations Seasonal Assistant



ARIZONA CARDINALS (2-8)
VS.
HOUSTON TEXANS (5-4)
NRG Stadium | November 19, 2023 | 11:00 AM



THIS WEEK'S PREVIEW

Following a dramatic come-from-behind victory at home vs. the Atlanta Falcons last week, Arizona takes to the road again as they head to Houston for a match-up with the Texans at NRG Stadium.

Both teams are coming off thrillers last week, as Arizona downed Atlanta 25-23 on a 23-yard Matt Prater FG as time expired in the return of QB **Kyler Murray**. Houston and Cincinnati were tied at 27 with 93 seconds remaining in regulation before the Texans drove 55 yards to set up a game-winning 38-yard FG as time expired. They were two of the six Week 10 games that ended with FGs as time expired.



Sunday's game marks just the sixth all-time meeting between the Cardinals and Texans in a series that dates back to 2005. Arizona has faced Houston fewer times than any other current franchise.

Arizona will look to improve to 4-2 in the series and earn its fourth win in the last five meetings. To do that, the Cardinals will have to do something they have never done - beat the Texans on their home field. All five games played in the series have been won by the home team. The Cardinals only two regular season visits to Houston came in 2005 and 2017.

Sunday's game is the first of three straight at home for the Texans, who are 3-1 at NRG Stadium this season and have won three straight on their home field.

The 2019 NFL Offensive Rookie of the Year, **Kyler Murray** will face the frontrunner for the honor this season when he squares off against Texans rookie signal-caller **C.J. Stroud**. Following his return to the starting lineup last week, Murray will be leading the Cardinals in his return to his home state of Texas on Sunday. He currently holds a 3-0 record vs. the teams from Texas (2-0 vs. Dal; 1-0 vs. Hou).

Sunday's game will feature three of the top six picks in the 2023 Draft in Arizona OL **Paris Johnson Jr.** (#6), Houston QB **C.J. Stroud** (#2) and DE **Will Anderson Jr.** (#3). The trio have combined to start all 28 possible games so far this season. This will be the first head-to-head matchup between Johnson (1st O-lineman taken in '23) and Anderson (1st defender taken in '23).

This week's contest features strength vs. strength on both sides of the ball. Arizona's #9 ranked rushing attack will be going up against the Texans #8 ranked run defense - and the Cardinals #11 ranked pass defense will try to slow the Texans #2 ranked passing attack.

Following this week's game at Houston, Arizona returns home to take on the L.A. Rams. The Texans will stay put as they host the Jacksonville Jaguars.

GAME RELEASE INDEX

Page	Contents
2	Cardinals-Texans Connections & Game Info
3	By The Numbers / What To Look For / NFL Schedule
4-8	Highlights From Weeks 1-10
9	GM Monti Ossenfort / Roster Facts & Figures / Team Captains
10	Jonathan Gannon Era Begins / Coordinator Highlights
11	Assistant Coaching Staff
12	Cardinals 2023 NFL Draft Picks
13	New Uniforms in 2023
14	Michael Bidwill / State Farm Stadium
15-16	Kyler Murray Highlights
17	James Conner Highlights
18	Budda Baker Highlights
19	Special Teams Highlights / Matt Prater
20-63	2023 Statistics / Rosters / Depth Chart / 2023 NFL Standings

ARIZONA CARDINALS - 2023 SCHEDULE

Date	Opponent	Regular Season Location	AZ Time
Sep. 10	@ Washington	FedEx Field	L, 16-20
Sep. 17	N.Y. GIANTS	State Farm Stadium	L, 28-31
Sep. 24	DALLAS	State Farm Stadium	W, 28-16
Oct. 1	@ San Francisco	Levi's Stadium	L, 16-35
Oct. 8	CINCINNATI	State Farm Stadium	L, 20-34
Oct. 15	@ L.A. Rams	SoFi Stadium	L, 9-26
Oct. 22	@ Seattle	Lumen Field	L, 10-20
Oct. 29	BALTIMORE	State Farm Stadium	L, 24-31
Nov. 5	@ Cleveland	Cleveland Browns Stadium	L, 0-27
Nov. 12	ATLANTA	State Farm Stadium	W, 25-23
Nov. 19	@ Houston	NRG Stadium	11:00 AM
Nov. 26	L.A. RAMS	State Farm Stadium	2:05 PM
Dec. 3	@ Pittsburgh	Acrisure Stadium	11:00 AM
	-BYE-		
Dec. 17	SAN FRANCISCO*	State Farm Stadium	2:05 PM
Dec. 24	@ Chicago*	Soldier Field	2:25 PM
Dec. 31	@ Philadelphia*	Lincoln Financial Field	11:00 AM
TBD	SEATTLE*	State Farm Stadium	TBD

* Subject to flexible scheduling decisions

THE HIGHLIGHTS

- The Cardinals make their first visit to NRG Stadium since 2017 as they look for their first-ever road win against the Texans.
- Both the Cardinals and Texans were among the six teams (Cleveland, Denver, Detroit and Seattle) that converted a game-winning FG with no time remaining in Week 10. That is the most game-winning scores with no time remaining in regulation in a single week in NFL history.
- Second-year TE **Trey McBride** caught eight passes for 131 yards against the Falcons last week. *The performance came 34 years to the day since the last 100-yard outing by a Cardinals TE: Rob Awalt, 105 yards vs. Dallas on 11/12/89.* McBride's 131 yards are the most by a Cardinals TE in over 53 years - since Hall of Famer Jackie Smith had 149 yards on 10/11/70 vs. New Orleans.
- *In the last four games, Arizona rookie LB BJ Ojulari and DL Dante Stills have combined for 30 tackles, 4.5 sacks, five tackles for loss and six QB hits.*
- Arizona's two rushing TDs vs. the Falcons came via QBs **Kyler Murray** and **Clayton Tune**. Prior to last Sunday, the last time the Cardinals had a rushing TD from two different QBs in a single game was 11/25/1956 vs. the Pittsburgh Steelers: Lamar McHan (1), Jim Root (1).
- With FGs of 51 and 56 yards last week, K **Matt Prater** now owns the franchise record with 17 FGs of 50+ yards - despite playing just 40 games in Arizona. He broke the previous mark held by Neil Rackers (16 in 100 games). Prater's 76 career FGs of 50+ yards are 18 more than any other player in NFL history.
- With his sack last week, LB **Dennis Gardeck** now has 13.0 sacks in his career. That is a new franchise record for a player who entered the league undrafted.
- In his first 10 games with Arizona, LB **Kyzir White** has 87 tackles, 2.0 sacks, nine tackles for loss, two QB hits, an INT and a pass defended.

BROADCAST INFORMATION



Television: CBS / Play-By-Play: Tom McCarthy Analyst: James Lofton Analyst: Jay Feely Sideline: Tiffany Blackmon
Cardinals Radio: Arizona Sports 98.7 FM / Play-By-Play: Dave Pasch Analyst: Ron Wolfley Sideline: Paul Calvisi
Cardinals Spanish Radio: La Indiscreta 106.7 FM / Play-By-Play: Luis Hernandez Analyst: Jose Romero



BECOMING LIKE FAMILY AT OHIO STATE

Sunday's game at NRG Stadium will serve as a reunion for Cardinals OL **Paris Johnson Jr.** and Texans QB **C.J. Stroud**. Taken five picks apart in the 2023 Draft (Stroud #2 and Johnson #6), the pair are good friends and former teammates who have a history dating back to high school.



They first met at a football camp in Dallas called The Opening, when they were both five-star recruits. The pair would meet again only a short time later in Columbus while on their recruiting visits to Ohio State and became close friends. Paris' mom, **Monica**, and C.J.'s mom, **Kimberly**, also became close friends.

Stroud and Johnson both spent their freshman seasons at OSU as backups in 2020 but in their final two years (2021-22) became two of the top players in the country leading one of the nation's premier programs.

In their three seasons together (2020-22), the Buckeyes finished with a 29-5 record, made the College Football Playoff twice (2020, 2022) and played in the National Championship game in 2020. Stroud was a two-time Heisman Trophy finalist with Johnson protecting him.

A LONG WORKING RELATIONSHIP FOR GMS

Cardinals GM **Monti Ossenfort** and Texans Executive VP/GM **Nick Caserio** spent a historically successful 15 seasons together (2003, 2006-19) in the personnel department of the New England Patriots.

During those 15 seasons, New England won 211 games, made 14 playoff appearances, played in 11 AFC Championship games and won four Super Bowls.

The first trade Ossenfort made as a GM came with Caserio and the Texans. Arizona entered the first round of 2023 Draft with the #3 overall pick. Ossenfort traded down with the Texans, giving up picks #3 and #105 and acquiring picks #12 and #33 in 2023 and Houston's 2024 1st and 3rd round picks. Ossenfort made a second trade with the Texans during training camp, sending OL Josh Jones to Houston in exchange for a 5th round pick in 2024.

Of the Cardinals 11 scheduled picks in the 2024 NFL Draft, three (picks in the 1st, 3rd and 5th rounds) were acquired in trades by Ossenfort and Caserio.

CARDINALS-TEXANS CONNECTIONS

TEXANS CONNECTIONS

Cardinals General Manager **Monti Ossenfort** (2002, 2004-05), Asst. GM **Dave Sears** (2000-06) and Asst. Director of Player Personnel **Rob Kisiel** (2000-07, 2012-20) all worked alongside each other with the Texans in various roles.

Ossenfort worked for the Texans for three seasons (2002, 2004-05), starting as a pro personnel intern in 2002. He returned to the Texans in 2004 as a pro and college scouting assistant before being promoted to a college scout in 2005.

Sears worked as a scout during his seven seasons with the Texans while **Kisiel** served as a pro scouting assistant (2000-01), college scout (2002-03), and pro scout (2004-07). He later served as a college scout (2012-17) before being promoted to director of pro personnel in 2017 and spent his final four seasons with the Texans in that role.

Cardinals DL **Roy Lopez** was selected by Houston in the sixth round (195th overall) of the 2021 Draft. He spent two seasons with the Texans appearing in 33 games (29 starts) with 67 tackles, 10 tackles for loss, 2.0 sacks, five QB hits, a pass defensed and a fumble recovery.

CARDINALS CONNECTIONS

Texans OL **Josh Jones** was selected by the Cardinals in the third round (72nd overall) of the 2020 Draft and spent three seasons (2020-22) with the team.

Texans DL **Myjai Sanders** was drafted by the Cardinals in the third round of the 2022 Draft and appeared in 13 games (four starts) as a rookie.

Texans DB **Tavierre Thomas** originally signed with Arizona as an undrafted rookie free agent in 2018.

Texans K **Matt Ammendola** spent part of the 2022 season with the Cardinals, appearing in two games.

Texans CB **Kris Boyd** signed with Arizona as a free agent this offseason and played four games with the Cardinals earlier this season.

TEXAS/HOUSTON AREA CONNECTIONS

Cardinals QB **Kyler Murray** (Allen), QB **Clayton Tune** (Carrollton), OL **Kelvin Beachum** (Mexia), TE **Elijah Higgins** (Austin), RB **Keontay Ingram** (Carthage) and DL **Kevin Strong** (Cleveland) are all Texas natives.

Cardinals Director of Football Strategy **Kenny Bell** began his coaching career at the University of Houston (2009-11), serving as an operations asst./offensive quality control coach.

ARIZONA CONNECTIONS

Texans LS **Jon Weeks** was an all-region offensive and defensive lineman for Mountain Ridge (Glendale, AZ) High School. Weeks was a two-way player of the year selection, a Friday Night Fever Defensive Line Player of the Year and received the Curley Culp Award as Arizona's best defensive lineman.


Texans Defensive Asst. **Ryan Milus** attended Arizona State and was a three-time All-American sprinter for the Sun Devils.

2023 SEASON STATISTICS

Statistic	AZ	Rank	HOU	Rank
Points Scored/Game	17.6	25	24.1	10
Points Allowed/Game	26.3	28	21.3	t-16
TDs Scored	18	t-22	22	t-13
TDs Allowed	30	31	20	t-10
Rushing TDs	9	t-9	5	t-22
Passing TDs	8	t-26	16	9
Return TDs	1	t-13	1	t-13
Rushing TDs Allowed	14	29	11	t-27
Passing TDs Allowed	15	t-26	9	t-3
Return TDs Allowed	1	t-10	0	t-1
Sacked/Yards Lost	26/186	23	19/163	t-7
Fumbles/Lost	10/5	t-14	11/6	t-20
Field Goals Made	18/20	t-10	22/23	3
Total Yards/Game	295.9	25	372.6	6
Opp. Total Yards/Game	342.6	22	340.0	t-20
Rushing Yards/Game	126.5	9	98.2	25
Opp. Rushing Yards/Game	134.2	28	93.6	8
Passing Yards/Game	169.4	31	274.3	2
Opp. Passing Yards/Game	208.4	11	246.4	24
Turnover Ratio	-3	t-19	+4	t-7
Average Time of Possession	27:57	29	29:41	18

FACING A TEXANS DEFENSE LED BY BURKE

On Sunday the Cardinals will face a Texans defense that is led by first-year defensive coordinator **Matt Burke** - who took his position in Houston following a season with Arizona in 2022.



Burke spent the '22 season as the Cardinals defensive line coach where he worked with **Leki Fotu** and **Jonathan Ledbetter**. Burke also coached DE J.J. Watt in his final NFL season in which the five-time first-team All-Pro and Pro Bowler led the team in sacks (12.5), QB hits (25) and tackles for loss (18), while adding 39 tackles, seven passes defensed, a forced fumble and a fumble recovery.

A PAIR OF PROMISING THIRD ROUND ROOKIES

Sunday's game in Houston between the Cardinals and Texans will feature two rookie WRs - both selected in the 3rd round of the 2023 Draft - who have flashed so far this season: Arizona's **Michael Wilson** and Houston's **Tank Dell**.

Taken 69th overall by the Texans, Dell was the 9th WR selected in 2023. Arizona took Wilson 25 picks later - 94th overall - making him the 13th wideout selected.

The pair have combined to haul in 62 receptions for 945 receiving yards and seven TDs so far this season.

2023 NFL Rookie Leaders - Receiving Yards

Rnk	Player (Team)	Yds	Rec	Tar
1	WR Puka Nacua (LAR)	827	64	96
2	WR Jordan Addison (Min)	603	45	66
3	WR Zay Flowers (Bal)	545	50	68
4	WR Josh Downs (Ind)	523	43	60
5	WR Tank Dell (Hou)	510	34	57
6	TE Sam LaPorta (Det)	474	47	64
7	WR Michael Wilson (AZ)	435	28	39



TUNE AND DELL CONNECTED THROUGH HOUSTON

Prior to joining Texans rookie QB C.J. Stroud this season, Dell spent the previous three years (2020-22) catching passes from Cardinals rookie QB **Clayton Tune** at the University of Houston.

Of Dell's 32 TD catches at Houston, 30 came from Tune.

In 2022, the duo connected 109 times for 1,398 yards and 17 TDs. They played their final game together in the Independence Bowl (12/23/22), connecting for two TDs in a 23-16 victory over Louisiana.



TUNE'S TIME IN HOUSTON

A native of Carrollton, TX - located approximately 250 miles northwest of Houston - QB **Clayton Tune** went on to play five seasons (2018-22) at the University of Houston.

A three-time team captain, Tune played in 47 games (44 starts), completing 956-of-1,497 pass attempts (63.9%) for 11,994 yards and 104 TDs. He also rushed for 1,248 yards and 15 TDs on 412 carries.

Tune left Houston ranked second in school history in career TD passes (104) and TDs responsible for (119), third in completions (956) and fourth in victories (25).



BY THE NUMBERS

5

All-time games between the Cardinals and Texans to date. Arizona has faced Houston fewer times than it has faced any other current team.

3

Players selected in the top-6 of the 2023 Draft that will be on the field at NRG Stadium on Sunday: Arizona OL Paris Johnson Jr. (#6), Houston QB C.J. Stroud (#2) and DE Will Anderson (#3). Anderson was the first defensive player taken in '23 while Johnson was the first O-lineman selected.

2

Years that C.J. Stroud was a Heisman Trophy finalist (2021-22) while OT Paris Johnson served as one of his offensive tackles at Ohio State.

6

Games in the NFL in Week 10 in which a team converted a game-winning FG with no time remaining. That is the most game-winning scores with no time remaining in regulation in a single week in NFL history. Both the Cardinals and Texans were among the six teams (Cleveland, Denver, Detroit and Seattle) to win one of those contests.

74

Yards traveled by QB Kyler Murray - according to NFL NextGen Stats - on a 3rd-n-10 scramble that gained 13 yards to keep Arizona's game-winning drive alive. Playing in his first game in 335 days, Murray hit a top speed of 20.17 mph on the run, his fastest since 2021.

17

FGs of 50+ yards for K Matt Prater in 40 games with the Cardinals. After hitting kicks from 51 and 56 yards vs. the Falcons last week, Prater passed Neil Rackers (16 in 100 games) for the most FGs of 50+ yards in franchise history.

76

Career FGs of 50+ yards for Prater. That is the most in NFL history and 18 more than the players who rank second on the list.

131

Receiving yards for TE Trey McBride in last week's win over Atlanta. The performance came 34 years to the day since the last 100-yard outing by a Cardinals TE: Rob Awalt, 105 yards vs. Dallas on 11/12/89. McBride's 131 yards are the most by a Cardinals TE in over 53 years - since HOFer Jackie Smith had 149 yards on 10/11/70 vs. New Orleans.

87

Tackles for LB Kyzir White in 2023. With 13 more, White would have 100+ tackles in each of the last three seasons (2021-23) while playing for three different teams: 144 in 2021 w/ Chargers and 110 in 2022 w/ Eagles.

10

Tackles for S Budda Baker in each of the last two games. He has double-digit tackles in back-to-back games for the fifth time in his career: Games 5-6 in 2018; Games 8-9 in 2019; Games 11-12 in 2019; Games 8-9 in 2022. Baker also now has 24 career games with 10+ tackles, the most by any DB in the NFL dating back to his rookie season in 2017.

28

Sacks for the Cardinals defense in 2023. That ranks 10th in the NFL this season and marks the third-highest total in franchise history through 10 games: 33 in 2018 and 29 in 1984.

12

Cardinals players who have at least a partial sack in 2023. Only Baltimore (13) and Kansas City (13) have had more.

126.5

Rushing yards per game for the Cardinals in 2023. Arizona ranks ninth in the NFL in rushing this season.

4.77

Rushing average for the Cardinals in 2023 (265 carries for 1,265 yards). Arizona ranks third in the NFL in rushing average this season.

13.0

Career sacks for LB Dennis Gardeck. With his sack of Falcons QB Taylor Heinicke last week, Gardeck passed Ronald McKinnon (12.0) for the most sacks in franchise history by a player who entered the league undrafted.

4.5

Combined sacks for rookies LB BJ Ojulari (3.0) and DL Dante Stills (1.5) in the last four games. In last week's win vs. Atlanta, Ojulari had season highs in tackles (8), sacks (2.0), QB hits (2) and tackles for loss (2).

86

Total games played for the 12 rookies on the Cardinals active roster. The group has accounted for 34 starts, 4 TDs (2 rec; 2 rush), 40 receptions, 499 receiving yards, 196 rushing yards, 98 tackles, 5.5 sacks, 10 tackles for loss, 8 passes defended and 1 INT.

49

Distance - in yards - of the 3rd quarter punt return by WR Greg Dortch last week. It was the longest punt return of his career and the longest by a Cards player since Ted Ginn's 71-yard punt return TD vs. the Giants in Week 2 of 2014.

WHAT TO LOOK FOR IN WEEK 11

WITH A WIN THIS WEEK...

- Arizona would improve to 4-2 all-time vs. the Texans. The Cardinals would also improve to 4-1 in their last five games vs. the Texans.
- Arizona would earn its first-ever road win against the Texans.
- Cardinals QB **Kyler Murray** would improve to 4-0 as a starter vs. the teams from his home state of Texas (is currently 2-0 vs. DAL and 1-0 vs. HOU).

MILESTONES WITHIN REACH

QB Kyler Murray

- With a rushing TD, Murray would have 25 career rushing TDs. That would tie Pat Harder for 9th place on the franchise all-time list for career rushing TDs.

RB James Conner

- With a rushing TD, Conner would have 25 rushing TDs as a member of the Cardinals. That would tie Pat Harder for 9th place on the franchise all-time list for career rushing TDs.
- With a rushing TD, Conner would have a rushing TD in all three career games played vs. Houston.

TE Trey McBride

- With 100+ receiving yards, McBride would become the first Cardinals TE with 100+ receiving yards in back-to-back games since HOFer Jackie Smith (Games 9-10) in 1966.

S Budda Baker

- With 100+ tackles, Baker would have double-digit tackles in three consecutive games for the first time in his career.

LB BJ Ojulari

- With 2.0+ sacks, Ojulari would join Andre Wadsworth (Games 4-5 in 1998) as the only rookies in franchise history with 2.0+ sacks in back-to-back games.

WR Michael Wilson

- With two TD receptions, Wilson would join Larry Fitzgerald (2 in 2004) and Anquan Boldin (2 in 2003) as the only rookies in franchise history to have multiple games with 2+ TD catches in a season.

K Matt Prater

- With two FGs, Prater (393) would pass Stephen Gostkowski (392) for 14th place on the NFL's all-time list for career FGs.

LB Kyzir White

- With 13 tackles, White would have 100+ tackles in a season for the third consecutive season and with three different teams (LAC in '21 and PHI in '22).

NFL WEEK 11 SCHEDULE

Teams on bye: Falcons, Colts, Patriots, Saints

Thursday, November 16

Cincinnati Bengals at Baltimore Ravens - 6:15 PM (Prime Video)

Sunday, November 19

Arizona Cardinals at Houston Texans - 11:00 AM (CBS)

Dallas Cowboys at Carolina Panthers - 11:00 AM (FOX)

Pittsburgh Steelers at Cleveland Browns - 11:00 AM (CBS)

Chicago Bears at Detroit Lions - 11:00 AM (FOX)

Los Angeles Chargers at Green Bay Packers - 11:00 AM (FOX)

Tennessee Titans at Jacksonville Jaguars - 11:00 AM (CBS)

Las Vegas Raiders at Miami Dolphins - 11:00 AM (CBS)

New York Giants at Washington Commanders - 11:00 AM (FOX)

Tampa Bay Buccaneers at San Francisco 49ers - 2:05 PM (FOX)

New York Jets at Buffalo Bills - 2:25 PM (CBS)

Seattle Seahawks at Los Angeles Rams - 2:25 PM (CBS)

Minnesota Vikings at Denver Broncos - 6:20 PM (NBC)

Monday, November 20

Philadelphia Eagles at Kansas City Chiefs - 6:15 PM (ABC/ESPN)

KEEPING UP WITH THE CARDINALS

Media covering the Cardinals are strongly encouraged to utilize the team's media site on NFL Online Media Guide (www.NFLOMG.com).

The all-encompassing media resource is updated continuously and includes the following and more:

- Traditional media guide information
- Both Cardinals and opponent game releases
- Player bios updated in real-time.
- Official league statistics from NFL GSIS
- Tweet-ready charts and stat grids
- Customizable in-game reports
- Final game books and statistics
- Records and milestones tracked live
- Postgame quotes

Media members without an account can contact the Cardinals Media Relations Department to gain access to the site.



MURRAY RETURNS IN COMEBACK WIN & OTHER HIGHLIGHTS FROM 2023

MURRAY'S CLUTCH PLAYS SPARK WIN

Making his season debut - **and seeing action for the first time in 335 days** (vs. New England on 12/12/22) - **QB Kyle Murray completed 19-of-32 pass attempts for 249 yards and rushed for 33 yards and a TD on six carries to lead the Cardinals to a 25-23 comeback win over the Falcons last week.**

Murray orchestrated the 11-play, 70-yard game-winning drive in the final 2:33 to secure the win. He made two critical plays in the drive - one with his feet and one with his arm.

- 3rd-n-10 on AZ 42-yard line (1:50 remaining): Murray evaded heavy pressure in the backfield and eventually scrambled 13 yards for a crucial first down. **According to NFL NextGen Stats, Murray covered a total of 74 yards on the scramble and hit a top speed of 20.17 mph (his fastest since 2021).**

- 2nd-n-7 on ATL 42-yard line (0:57 remaining): Murray hit TE Trey McBride for a 33-yard completion to the ATL 9-yard line that set up the game-winning FG four plays later.



THE ALL-TIME BEST FROM 50+

Among K Matt Prater's four FGs last week vs. Atlanta were kicks of 51 and 56 yards. **He now owns the franchise record with 17 FGs of 50+ yards - despite playing just 40 games in Arizona.** He broke the previous mark held by Neil Rackers (16 in 100 games).

Franchise Record - FGs of 50+ Yards (Career)			
Rnk	Player (Years)	50+	Gms
1	Matt Prater (2021-)	17	40
2	Neil Rackers (2003-09)	16	100
3	Greg David (1991-96)	9	87
4	Jay Feely (2010-13)	8	64
5	Zane Gonzalez (2018-20)	6	33

Prater now has 76 career FGs of 50+ yards. That is 18 more than any other player in NFL history.

NFL History - Field Goals Made of 50+ Yards			
Rnk	Player (Years)	50+	Gms
1	Matt Prater (2007-)	76	
2t	Sebastian Janikowski (2000-18)	58	
2t	Justin Tucker (2012-)	58	
4	Jason Hanson (1992-12)	52	
5	Greg Zuerlein (2012-)	46	



PRATER AS ACCURATE FROM 50+ AS HE IS PROLIFIC

In addition to being the most prolific kicker in NFL history from 50+ yards, Prater is also the most accurate. He has now connected on 76-of-101 attempts in his career and his 75.2% success rate is the best in NFL history (min. 50 attempts).

NFL History - FG Percentage From 50+ Yards				
Rnk	Player (Years)	Pct.	Made	Att
1	Matt Prater (2007-)	75.2	76	101
2	Robbie Gould (2005-22)	70.6	36	51
3	Phil Dawson (1999-18)	70.0	42	60
4	Justin Tucker (2012-)	68.2	58	85
5	Josh Brown (2003-16)	67.3	37	55

CLUTCH WHEN IT COUNTS

With his 23-yard game-winning FG as time expired last week vs. Atlanta, K Matt Prater **is now 17-of-17 on game winning FG attempts (under two minutes in the 4th Qtr/OT). He is 12-of-12 in regulation and 5-of-5 in OT.** Prior to last week, his last game-winner had come as a member of the Lions when he connected on a 59-yarder as time expired to give Detroit a 30-27 victory vs. Washington in Week 10 of the 2020 season. **Prater's 17 career game-winning FGs:**

Team	Opponent	Yds	Score
AZ	vs. Atlanta (11/12/23)	23	25-23
Det	vs. Washington (11/15/20)	59	30-27
Det	at Arizona (9/27/20)	39	26-23
Det	at Tampa Bay (12/10/17)	46	24-21
Det	at Chicago (11/19/17)	52	27-24
Det	vs. Minnesota (11/24/16)	40	16-13
Det	vs. Los Angeles Rams (10/16/16)	34	31-28
Det	vs. Philadelphia (10/9/16)	29	24-23
Det	at Indianapolis (9/11/16)	43	39-35
Det	vs. Chicago (10/18/15)	27	37-34
Det	at Atlanta (10/26/14)	48	22-21
Den	at Dallas (10/6/13)	28	51-48
Den	vs. Chicago (12/11/11)	51	13-10
Den	at Minnesota (12/4/11)	23	35-32
Den	at San Diego (11/27/11)	37	16-13
Den	at Miami (10/23/11)	52	18-15
Den	vs. New England (10/11/09)	41	20-17



MCBRIDE ENDS 34-YEAR STREAK FOR AZ

Two weeks after he became the first TE in franchise history with 10+ receptions in a game, **second-year TE Trey McBride caught eight passes for 131 yards against the Falcons last week.**

The performance came 34 years to the day since the last 100-yard outing by a Cardinals TE: Rob Awalt, 105 yards vs. Dallas on 11/12/89.

McBride's 131 receiving yards are the most by a Cardinals TE in over 53 years - since Hall of Famer Jackie Smith had 149 yards on five receptions on 10/11/70 vs. New Orleans.

It also marked the fourth-highest single-game total by a TE in the NFL this season.

2023 NFL Leaders - Receiving Yards by TE (Game)

Rnk	Player (Team)	Yds	Opponent
1	Travis Kelce (KC)	179	10/22 vs. LAC
2	George Kittle (SF)	149	10/29 vs. Cin
3	T.J. Hockenson (Min)	134	11/12 vs. NO
4	Trey McBride (AZ)	131	11/12 vs. Atl
5	Dalton Schultz (Hou)	130	11/5 vs. TB



MCBRIDE'S PRODUCTION SOARING IN YEAR TWO

McBride - the 2021 John Mackey Award winner and Arizona's 2nd round pick (56th overall) in the 2022 Draft - has 36 receptions for 418 yards and a TD in 10 games played this season.

He has already easily exceeded his receiving yardage and reception totals from his rookie campaign in 2022.

McBride Season Comparison (2022 vs. 2023)

Statistic	2023	2022
Games	10	16
Starts	5	13
Receptions	36	29
Receiving Yards	418	265
1 st Down Receptions	21	12
Games w/ 2+ Receptions	8	7
Games w/ 60+ Receiving Yds	3	1

A RECORD-SETTING GAME VS. BALTIMORE

McBride had a record-setting performance against the Ravens in Week 8. **He finished the contest with career highs in receptions while hauling in his second career TD. McBride's 10 receptions are the most by a TE in a single game in franchise history.**

Franchise Record - Receptions by TE (Game)

Rnk	Player	Rec	Opponent
1	Trey McBride	10	10/29/23 vs. Bal
2t	Jay Novacek	9	10/2/88 @ L.A. Rams
2t	Rob Awalt	9	11/8/87 vs. TB
2t	Rob Awalt	9	11/1/87 vs. Phi
2t	Jackie Smith	9	12/13/64 vs. Phi
2t	Jackie Smith	9	10/13/63 vs. Pit

ANOTHER HOME WIN VS. ATLANTA

- The victory last week gives the Cardinals a 12-2 record at home vs. Atlanta (including postseason). Arizona improved to 5-0 at home vs. Atlanta since beginning play at State Farm Stadium in 2006.

- Arizona's win over Atlanta marks the 12th consecutive win for the host in the series. The home team has won 17 of the last 18 games.

- **A REVERSAL OF FORTUNES:** In Week 17 of the 2022 season, the Cardinals kicked a go-ahead FG with 4:39 left in regulation to take a 19-17 lead over the Falcons in Atlanta. The Falcons then drove 72 yards in 12 plays to set up a 21-yard FG as time expired for a 20-19 win. Last Sunday, after the Falcons scored a TD with 2:33 remaining in regulation to take a 23-22 lead, Arizona drove 70 yards on 11 plays to set up a 23-yard FG as time expired for a 25-23 win.

- **A RECORD WEEK FOR GAME-WINNERS:** Arizona was one of six teams - Cleveland, Denver, Detroit, Houston and Seattle - that converted a game-winning FG with no time remaining in Week 10. **That is the most game-winning scores with no time remaining in regulation in a single week in NFL history.**

- **A BACK-AND-FORTH AFFAIR:** Last Sunday's game between the Cardinals and Falcons featured seven lead changes. **It is one of just three games in the NFL this season to see at least seven lead changes: Dolphins-Chargers in Week 1 (9) and Colts-Browns in Week 7 (9).**

- **OVERCOMING A RUN-HEAVY FALCONS TEAM:** Prior to last week's win over the Falcons - who rushed 41 times - Arizona was 3-79-2 in games in which its opponent had 40+ rushing attempts dating back to 1980. The Cardinals had lost 21 straight such games in a streak dating back to 2001.



ARIZONA'S TOP-10 RUSHING ATTACK IN 2023

Through 10 games, Arizona has rushed for 1,265 yards and nine TDs on 265 carries (4.8 avg.). **The Cardinals rank 9th in the NFL in rushing yards/game (126.5) and 4th in rushing average (4.77) in 2023.**

2023 NFL RUSHING LEADERS (TEAM)

Rnk	Team	Yds
1	Baltimore	154.9
2t	Cleveland	147.9
2t	Miami	147.9
4	Detroit	139.0
5	Chicago	135.1
6	San Francisco	134.7
7	Atlanta	130.4
8	Philadelphia	129.7
9	Arizona	126.5
10	Indianapolis	118.0



Rushing Yards/Attempt

Rnk	Team	Avg.
1	Miami	5.86
2	Baltimore	4.78
3	Arizona	4.77
4	N.Y. Jets	4.72
5	Buffalo	4.59

RUSHING ATTACK PUTTING UP BIG GAINS

The Cardinals rank second in the NFL with 13 runs of 20+ yards in 2023, which easily surpassed their total from all of last season (9). Arizona ranks sixth in the NFL with 35 runs of 10+ yards.

2023 NFL RUSHING LEADERS (TEAM)

Runs of 20+ Yards			Runs of 10+ Yards		
Rnk	Team	20+	Rnk	Team	10+
1	Miami	14	1	Baltimore	43
2	Arizona	13	2	Chicago	42
3	Baltimore	10	3t	Atlanta	38
4	Indianapolis	9	3t	Miami	38
5	Detroit	8	5	Cleveland	36
			6	Arizona	35

2023 RUN GAME HIGHLIGHTS

QBS GET THE TOUCHDOWNS IN WEEK 10

Arizona's two rushing TDs vs. the Falcons came via its two QBs. **Kyler Murray** scored on a 6-yard run in the 2nd quarter while rookie **Clayton Tune** had his first career TD on a 1-yard run in the 3rd quarter. **Prior to last Sunday, the last time the Cardinals had a rushing TD from two different QBs in a single game was 11/25/1956 vs. the Pittsburgh Steelers: Lamar McHan (1), Jim Root (1).**

FOUR WITH 100+ RUSHING YARDS

Arizona (4) joins the Bears (6), Browns (5), Broncos (4), 49ers (4) and Ravens (4) as the only teams in the NFL this season to have at least four players with 100+ rushing yards: RBs **James Conner** (437) and **Emari Demercado** (195), QB **Joshua Dobbs** (258) and WR **Rondale Moore** (150).

The 2023 season marks the first time in team history the Cardinals have had a RB, QB and WR each with 100+ rushing yards in a season.

RUSHING HIGHLIGHTS BY GAME IN 2023

WEEK 10 VS. ATLANTA

The Cardinals finished last Sunday's win over the Falcons with 122 rushing yards and two TDs on 26 carries (4.7 avg.). Arizona had two rushing TDs against a Falcons defense that entered the contest having allowed an NFL low two rushing TDs all season (9 games).

WEEK 8 VS. BALTIMORE

Facing the NFL's #9 ranked run defense, Arizona rushed for 129 yards and a TD on 32 carries (4.0 avg.).

WEEK 7 AT SEATTLE

Facing the NFL's #5 ranked run defense, Arizona rushed for 127 yards and a TD on 25 carries (5.1 avg.).

WEEK 6 AT L.A. RAMS

The Cardinals rushed for 130 yards on 30 attempts (4.3 avg.) and QB Joshua Dobbs had runs of 24 and 20 yards.

WEEK 5 VS. CINCINNATI

The Cardinals rushed for 142 yards and a TD on 22 attempts (6.5 avg.) and had runs of 41 (WR Rondale Moore) and 35 yards (RB James Conner).

WEEK 4 AT SAN FRANCISCO

Facing a Niners defense allowing just 53.0 rushing yards per game, AZ rushed for 105 yards on 25 carries (4.2 avg.) while QB Joshua Dobbs was sacked just once on 41 pass attempts.

WEEK 3 VS. DALLAS

The O-Line paved the way for Arizona to rush for 222 yards and two TDs on 30 carries (7.4).

WEEK 2 VS. NY GIANTS

The O-Line did not allow a sack on 31 pass attempts and also paved the way for the Cards to rush for 151 yards and two TDs on 29 carries (5.2 avg.).

CONNER WAY MORE THAN AVERAGE IN RETURN

RB **James Conner** returned to the lineup last Sunday vs. Atlanta after missing the previous four games on IR with a knee injury. In his first game back, he rushed for 73 yards on 16 carries (4.5 avg.).



In six games played this season, Conner has rushed for 437 yards and two TDs on 84 carries. His average of 5.20 yards per rush attempt ranks fourth in the NFL this season (min. 70 rush attempts).

2023 NFL Leaders – Rushing Average

Rnk	Player (Team)	Avg.	Yds	Att
1	RB Raheem Mostert (Mia)	5.55	605	109
2	RB Jahmyr Gibbs (Det)	5.29	476	90
3	QB Lamar Jackson (Bal)	5.23	481	92
4	RB James Conner (AZ)	5.20	437	84
5	RB Jaylen Warren (Pit)	5.13	364	71

CONNER'S NFL-LEADING STREAK WITH A 4.0+ AVERAGE

In his first 23 games played with Arizona, Conner averaged 4.0+ yards per carry seven times. **With his performance vs. Atlanta last week, Conner has now averaged 4.0+ yards per carry in eight consecutive games. His eight straight games averaging at least 4.0 yards per rush attempt is the longest active streak in the NFL (min. 5 att./game).**

Longest Active Streaks

Games Averaging 4.0+ Yards Per Rush Attempt

Rnk	Player (Team)	Gms
1	RB James Conner (AZ)	8
2t	QB Joshua Dobbs (AZ/Min)	5
2t	RB Jahmyr Gibbs (Det)	5
4t	RB Nick Chubb (Cle)	4
4t	RB Khalil Herbert (Chi)	4

A CAREER SEASON PAUSES FOR FOUR GAMES

Conner was off to one of the best starts of his career before a knee injury suffered in Week 5 forced him to miss four games - before making his return last week.

A the time of his injury, Conner had rushed for 364 yards and two TDs on 68 carries (5.35 avg.). His 364 rushing yards were tied for eighth in the NFL through five weeks.

NFL Leaders – Rushing Yards (Weeks 1-5)

Rnk	Player (Team)	Yards
1	RB Christian McCaffrey (SF)	510
2	RB De'Von Achane (Mia)	460
3	RB Zack Moss (Ind)	445
4	RB D'Andre Swift (Phi)	434
5	RB Travis Etienne Jr. (Jax)	396
6	RB Breece Hall (NYJ)	387
7	RB David Montgomery (Det)	371
8t	RB James Conner (AZ)	364
8t	RB Bijan Robinson (Atl)	364
10	RB Tony Pollard (Dal)	340

Conner ranked second in the NFL with five runs of 20+ yards. Just once in his career has he had more runs of 20+ yards in an entire season (9 in 2018).

2023 NFL Leaders - Runs of 20+ Yards (Week 1-5)

Rnk	Player (Team)	20+
1	RB De'Von Achane (Mia)	6
2	RB James Conner (AZ)	5
3t	RB Breece Hall (NYJ)	4
3t	RB Zack Moss (Ind)	4
5t	8 players tied	3

LONG RETURN BY DORTCH TO SET UP TD

Late in the 3rd quarter last week vs. Atlanta with the Cardinals trailing 17-15, WR **Greg Dortch** fielded a 60-yard punt from Falcons P Bradley Pinion. **After bouncing off numerous tackles, he returned the kick 49 yards to the ATL 21-yard line. The return set up an Arizona TD three plays later that gave the Cardinals a 22-17 lead.**

It was the longest punt return of Dortch's career - and the longest by a Cardinals player since Ted Ginn's 71-yard punt return TD at the NY Giants in Week 2 of the 2014 season.

It was also one of the 10 longest punt returns in the NFL in 2023.

2023 NFL Leaders - Longest Punt Return

Rnk	Player (Team)	Dist	Opponent
1	Derius Davis (LAC)	87t	11/6 @ NYJ
2	Charlies Jones (Cin)	81t	9/17 vs. Bal
3	Ihmir Smith-Marsette (Car)	79t	11/9 @ Chi
4	Rashid Shaheed (NO)	76t	9/24 @ GB
5	Devin Duvernay (Bal)	70	10/15 @ Ten
6	Xavier Gipson (NYJ)	65t	9/11 vs. Buf
7	Jamison Crowder (Was)	61	10/15 @ Atl
8	Britain Covey (Phi)	52	9/25 @ TB
9	Mecole Hardman (KC)	50	10/22 vs. LAC
10	Greg Dortch (AZ)	49	11/12 vs. Atl



DEFENSE PUTTING UP NUMBERS

Arizona's defense allowed just 254 net yards to the Falcons last week, including a season-low 70 net passing yards. The Cardinals defense also added three sacks, four tackles for loss, five QB hits and two passes defended.

Through 10 games, Arizona's defense has accumulated:

28.0 Sacks
54 Tackles for Loss
35 Passes Defended
42 QB Hits
8 Takeaways (5 INT, 3 FR)
4 Forced Fumbles
3 Fumble Recoveries



The Cardinals 28 sacks rank 10th in the NFL and their 54 tackles for loss are tied for 3rd.

2023 NFL Leaders – Sacks		
Rnk	Team	Sacks
1	Baltimore	39
2	Buffalo	33
3t	Kansas City	31
3t	L.A. Chargers	31
5t	Cleveland	30
5t	Indianapolis	30
5t	Philadelphia	30
5t	Seattle	30
9	Miami	29
10	Arizona	28

2023 NFL Leaders – Tackles For Loss		
Rnk	Team	TFL
1	Indianapolis	61
2	Cleveland	55
3t	Arizona	54
3t	N.Y. Jets	54
3t	Buffalo	54

Just twice in franchise history have the Cardinals had more sacks in the first 10 games of a season.

Franchise History - Sacks Thru 10 Games (Team)

Rnk	Year	Sacks
1	2018	33
2	1984	29
3t	2023	28
3t	2013	28
3t	2012	28
3t	2009	28

CARDS ON PACE FOR 48 SACKS

The Cards are currently on pace for 48 sacks in 2023 which would tie for the fourth highest total in franchise history: 59 in 1983, 55 in 1984, 49 in 2018 and 48 in both 2020 and 2016.

WHITE LEADING THE WAY ON DEFENSE

Among the first players signed by the Cardinals in free agency this offseason was LB Kyzir White.

After spending his first four NFL seasons (2018-21) with the Chargers, White played last season in Philadelphia under then-defensive coordinator Jonathan Gannon and LBs coach Nick Rallis. He appeared in all 17 regular season games (eight starts) last season with Philadelphia and had 110 tackles (66 solo), three tackles for loss, 1.5 sacks, seven passes defended and five QB pressures. He also played in all three postseason games (one start).

Named a team captain for the first time in his career in 2023, White has more than lived up to the billing.

In his first 10 games with Arizona, White has 87 tackles, 2.0 sacks, nine tackles for loss, two QB hits, an INT and a pass defended. In addition to being a team high, White's 87 tackles are also tied for 10th among all NFL defenders in 2023.



2023 NFL Leaders – Total Tackles (Season)

Rnk	Player (Team)	Tackles
1	Zaire Franklin (Ind)	117
2	T.J. Edwards (Chi)	110
3	Roquan Smith (Bal)	108
4	Foye Oluokun (Jax)	101
5	C.J. Mosley (NYJ)	96
6	Bobby Wagner (Sea)	95
7	Terrel Bernard (Buf)	93
8	Bobby Okereke (NYG)	91
9	Azeez Al-Shaair (Ten)	89
10t	Kyzir White (AZ)	87
10t	Jordan Hicks (Min)	87

White and Jaguars LB Foye Oluokun are the only players in the NFL this season with 85+ tackles, 2.0+ sacks and at least one INT.

ABOUT WHITE'S FIRST 10 GAMES IN ARIZONA

Had a team-high 11 tackles in the win over the Falcons last Sunday. It marked the sixth time this season White has led the team in tackles – and the third time he hit double digits.

In Week 3 win vs. Dallas recorded 14 tackles, an INT, a pass defended and a tackle for loss. With the Cardinals leading 28-16 with 3:00 remaining, White's INT of Cowboys QB Dak Prescott in the AZ end zone sealed the victory.

Dating back to at least 1970, White joined S Budda Baker (14 tackles & INT vs. Seattle on 10/25/20) as the only Cardinals players to record at least 14 tackles and an INT in a single game.

GARDECK THE UNDRAFTED SACK LEADER

LB Dennis Gardeck - a four-time team captain and two-time Pro Bowl alternate who has been with the Cardinals since signing with the team as a rookie free agent out of Sioux Falls in 2018 - *finished last Sunday's win over the Falcons with five tackles, a sack, a tackle for loss, a QB hit and a pass defended.*

His 3rd quarter sack of Falcons QB Taylor Heinicke gives him 13.0 sacks in his career. That is a franchise record for a player who entered the league undrafted, surpassing the previous mark set by LB Ronald McKinnon.



Franchise History

Career Sacks by Undrafted Player		
Rnk	Player (Years)	Sacks
1	LB Dennis Gardeck (2018-)	13.0
2	LB Ronald McKinnon (1996-04)	12.0
3	LB Paris Lenon (2010-12)	7.0
4	DE Fred Wakefield (2001-06)	6.5
5	DE Olsen Pierre (2017-18)	5.5

Through 10 games this season, Gardeck has a *career-high 29 tackles, 5.0 sacks, seven tackles for loss, eight QB hits and a forced fumble on defense. He also has two tackles and a fumble recovery on special teams. Gardeck's 5.0 sacks and eight QB hits are both team-highs.*

10 GAMES IN - A CAREER HIGH IN TACKLES

Primarily a special teams player in his first few NFL seasons, Gardeck's defensive production has continued to rise over the last three seasons. *None more so than in 2023, a season in which he has already established a career high with 29 tackles on defense through just 10 games.*

Gardeck Defensive Production By Season

Year	Tackles	Def. Snaps	Sacks	TFL	QB Hit
2023	29	300	5.0*	7	8*
2022	21	209	1.0	2	5
2021	14	173	0.0	1	4
2020	9	94	7.0	7	10
2019	0	0	0.0	0	0
2018	0	0	0.0	0	0

*Team-high

BAKER HITS DOUBLE DIGITS FOR 24TH TIME

S Budda Baker finished last week's win over Atlanta with 10 tackles. *It marked his 24th career outing with double-digit tackles. That total leads all NFL DBs dating back to Baker's rookie season in 2017.*



NFL Leaders

Games w/ 10+ Tackles by DB (2017-23)

Rnk	Player (Team)	Gms
1	S Budda Baker (AZ)	24
2	S Jordan Poyer (Buf)	19
3	S Jessie Bates III (Atl)	13
4	S Minkah Fitzpatrick (Pit)	12
5t	S Kevin Byard (Phi)	11
5t	S Jamal Adams (Sea)	11

Combined with his 10-tackle outing at Cleveland in Week 9, *Baker had double-digit tackles in back-to-back games for the fifth time in his career: Games 5-6 in 2018; Games 8-9 in 2019; Games 11-12 in 2019; Games 8-9 in 2022.*

SETTING THE STANDARD AT SAFETY

Since entering the NFL in 2017, Baker - a five-time Pro Bowler and three-time All-Pro - leads all NFL DBs in total (669) and solo (477) tackles.

NFL Leaders – Total Tackles by a DB (2017-23)

Rnk	Player (Team)	Tackles	Solo	GP
1	Budda Baker (AZ)	669	477	98
2	Jordan Poyer (Buf)	630	433	100
3	Kevin Byard (Phi)	620	422	106
4	Harrison Smith (Min)	601	437	102
5	Vonn Bell (Car)	576	388	99

PRESSURE COMING FROM ALL OVER

Arizona has had 12 different players record at least a partial sack in 2023. Only Baltimore (13) and Kansas City (13) have had more.

Player	Sacks
LB Dennis Gardeck	5.0
LB Victor Dimukeje	4.0
LB Zaven Collins	3.5
LB BJ Ojulari	3.0
DL Kevin Strong	2.5
DL Dante Stills	2.5
LB Kyzir White	2.0
DL Jonathan Ledbetter	1.5
DL Leki Fotu	1.5
DL Ben Stille	1.0
DL Carlos Watkins	1.0
LB Josh Woods	0.5



INJURIES HITTING HARD IN 2023

Injuries to key players on both sides of the ball have hampered the Cardinals so far this season. In addition to starting QB **Kyler Murray** missing the first nine games while on the reserve/PUP list, perennial Pro Bowl S **Budda Baker** missed five games before returning in Week 7.

Pro Bowl RB **James Conner** missed four games after being placed on IR before making his return last week. Three weeks ago, starters TE **Zach Ertz** and OL **Elijah Wilkinson** joined D-Linemen **L.J. Collier** and **Carlos Watkins** on IR.



Arizona has 12 players on the reserve/injured list. That is tied for the fifth-most in the NFL.

The Cardinals have already had 68 different players appear in a game this season. Only Tennessee (71) has had more.

2023 NFL Leaders Most Players on Injured Reserve			2023 NFL Leaders Most Players to Appear in a Game		
Rnk	Team	Players	Rnk	Team	Players
1t	N.Y. Giants	13	1	Tennessee	71
1t	N.Y. Jets	13	2	Arizona	68
1t	Carolina	13	3t	Carolina	67
1t	Houston	13	3t	N.Y. Giants	67
5t	Arizona	12	5t	Detroit	66
5t	Atlanta	12	5t	Seattle	66
5t	New England	12			
5t	Washington	12			

THE FULL INJURY BREAKDOWN

Last week vs. Atlanta, LT D.J. Humphries and LB Ezekiel Turner missed their first games of the season due to injury.

Among players eligible to play in 2023 (weren't placed on IR prior to the start of the season), 24 have now missed a combined 75 games this year.

Players Missing Games Due to Injury in 2023

Player	Gms
QB Kyler Murray	9
DL L.J. Collier (IR)	9
DL Carlos Watkins (IR)	8
CB Garrett Williams	6
S Budda Baker	5
OL Dennis Daley	5
RB James Conner	4
OL Elijah Wilkinson (IR)	4
LB Josh Woods	3
TE Zach Ertz (IR)	3
OL Trystan Colon	2
RB Emari Demercado	2
RB Keaontay Ingram	2
DL Jonathan Ledbetter	2
S Jalen Thompson	2
LB Kryss Barnes	1
WR Greg Dortch	1
DL Leki Fotu	1
CB Antonio Hamilton	1
OL D.J. Humphries	1
WR Zach Pascal	1
DL Kevin Strong Jr.	1
LB Ezekiel Turner	1
WR Michael Wilson	1



UNDRAFTED DEMERCADO FINDS A ROLE

RB **Emari Demercado** - signed by the Cardinals as a rookie free agent out of TCU in 2023 - has rushed for 195 yards and a TD on 49 carries (4.0 avg.) this season. Excluding the 1987 season which featured replacement players, **Demercado's 195 rushing yards rank fourth in franchise history by an undrafted rookie.**

Franchise Record - Rushing Yards by Undrafted Rookie

Rnk	Player (Year)	Yds	Att	TD
1	QB M.C. Reynolds (1958)	252	48	0
2	RB William Powell (2012)	217	60	0
3	RB Cid Edwards (1968)	214	31	1
4	RB Emari Demercado (2023)	195	49	1
5	FB Sam Agee (1938)	178	48	1

Demercado ranks second in rushing yards this season among undrafted rookies.

2023 NFL Leaders - Rushing Yards by Undrafted Rookie

Rnk	Player (Team)	Yds	Att	TD
1	RB Jaleel McLaughlin (Den)	276	44	1
2	RB Emari Demercado (AZ)	195	49	1
3	RB Keaton Mitchell (Bal)	172	12	2
4	QB Tyson Bagent (Chi)	109	23	2
5	RB Chris Brooks (Mia)	94	15	0

Demercado made his first two career starts in Weeks 7-8 in place of injured starter James Conner. **He became the first undrafted rookie RB in franchise history to start consecutive games (excluding 1987 season).**



ROOKIES MAKING AN IMPACT IN 2023

FIRST-YEAR PLAYERS PLAYING BIG ROLES

The Cardinals active roster features 12 rookies. Only three teams currently have more.

Teams w/ Most Rookies on Active Roster

Rnk	Team	Players
1	Green Bay	16
2	Seattle	14
3	L.A. Rams	13
4t	Arizona	12
4t	Tampa Bay	12

So far this season, Arizona's rookie class has combined for: **86 games played, 34 starts, 4 TDs (2 rec; 2 rush), 40 receptions, 499 receiving yards, 196 rushing yards, 98 tackles, 5.5 sacks, 10 tackles for loss, 8 passes defended, 1 interception.**



DL DANTE STILLS - **In his last six games played, has 25 tackles, 2.5 sacks, four QB hits and four tackles for loss.**

RB EMARI DEMERCADO - **Has rushed for 195 yards and a TD on 49 carries (4.0 avg.) while adding 12 receptions for 64 yards. Rushed for a season-high 78 yards vs. the Ravens in Week 8.**

WR MICHAEL WILSON - **In nine games played (eight starts), has 28 receptions for 435 yards and two TDs on just 39 targets.**

CB GARRETT WILLIAMS - **Since his debut in Week 7, has eight tackles, an INT and two passes defended in four games.**

LB BJ OJULARI - **Has recorded 3.0 sacks and three tackles for loss in his last three games played.**

OJULARI AND STILLS SHINE ON DEFENSE

Two Arizona 2023 Draft picks - LB **BJ Ojulari** (2nd Rnd, 41st overall out of LSU) and DL **Dante Stills** (6th Rnd, 213th overall out of West Virginia) - have been among the Cardinals most productive defenders over the past month.

In the last four games, they have combined for 30 tackles, 4.5 sacks, five tackles for loss and six QB hits.

Ojulari had the best game of his young career in the win over the Falcons last week. **He finished the contest with season highs in tackles (8), sacks (2.0), QB hits (2) and tackles for loss (2). Ojulari's 2.0 sacks tied the franchise single-game record for a rookie.** He became the first Arizona rookie to have 2.0 sacks in a game since Sam Acho in 2011.

Stills' breakout came in Week 8 vs. the Ravens when he totaled five tackles, 1.5 sacks, two QB hits and a tackle for loss.

BOTH AMONG NFL ROOKIE SACK LEADERS

Both Ojulari and Stills are among the six rookies in the NFL this season to have multiple sacks in a game. They are the only set of rookie teammates to have accomplished the feat this season.

NFL Rookies w/ Multiple Sacks in a Game (2023)

Rnk	Player (Team)	Sacks	Opponent
1t	BJ Ojulari (AZ)	2.0	11/12 vs. Atl
1t	Jalen Carter (Phi)	2.0	10/8 @ LAR
1t	Tuli Tuipulotu (LAC)	2.0	11/6 @ NYJ
1t	Byron Young (LAR)	2.0	11/5 @ GB
1t	Devon Witherspoon (Sea)	2.0	10/2 @ NYG
6	Dante Stills (AZ)	1.5	10/29 vs. Bal

Ojulari (3.0) and Stills (2.5) are both in the top-5 among rookie sack leaders in 2023.

2023 NFL Rookie Leaders - Sacks (Season)

Rnk	Player (Team)	Sacks
1	Byron Young (LAR)	5.0
2t	Jalen Carter (Phi)	4.0
2t	Tuli Tuipulotu (LAC)	4.0
4	BJ Ojulari (AZ)	3.0
5	Dante Stills (AZ)	2.5



WILLIAMS GETS A PICK IN NFL DEBUT

In Week 7 at Seattle, CB **Garrett Williams** returned from a knee injury that forced him to miss his final five games in college and first six games in the NFL - and he did so with a splash.

He finished his debut with two tackles, an INT and a pass defended. With the pick, Williams became the first Cardinals player with an INT in his first career game since Hall of Fame CB Aeneas Williams in 1991.



THOMPSON JOINS BAKER AS ONE OF NFL'S BEST

The Cardinals selected S **Jalen Thompson** in the fifth round of the 2019 NFL Supplemental Draft out of Washington State. **He is the only current player in the NFL who entered the league through the Supplemental Draft.**

Playing alongside perennial Pro Bowl S **Budda Baker**, Thompson has made his own claim as one of the top safeties in the NFL.

Over the last three seasons (2021-23), only All-Pro safeties Derwin James and Minkah Fitzpatrick have more tackles among NFL DBs.

Most Tackles Among NFL DBs (2021-23)

Rnk	Player (Team)	Tkl
1	Derwin James (LAC)	293
2	Minkah Fitzpatrick (Pit)	274
3	Jalen Thompson (AZ)	269
4	Harrison Smith (Min)	265
5	Kamren Curl (Was)	262

Thompson was off to a solid start in 2023 before an injury suffered in Week 5 sidelined him for two games.

In eight games played this season, Thompson has recorded 40 tackles, three passes defended, an INT, three tackles for loss and a forced fumble. Against the Giants in Week 2 he tallied seven tackles, a tackle for loss, an INT and a pass defended. His INT return covered a career-long 35 yards.



COLLINS MAKES A MOVE IN YEAR THREE

Following two years on the inside, LB **Zaven Collins** has moved outside in year three. Collins served as an ILB in his first two seasons (2021-22) with the Cardinals, and he is now starting at OLB.

Collins has 26 tackles, 3.5 sacks, an INT, six QB hits, five tackles for loss, two passes defended and a fumble recovery in 2023.

In his first game at OLB in Week 1 at Washington, Collins totaled two tackles, an INT and a fumble recovery. He became the first Cardinal since 2016 (Justin Bethel) to have an INT and a fumble recovery in the same game.



SIX DEFENDERS HIT CAREER HIGHS ALREADY

Six Arizona defenders have already established career highs for sacks in 2023: **Victor Dimukeje (4.0), Zaven Collins (3.5), Kevin Strong (2.5), Kyzir White (2.0), Leki Fotu (1.5) and Jonathan Ledbetter (1.5).** A look at how Strong, Dimukeje and White have seen a major uptick in sacks with the Cardinals in 2023.

DL Kevin Strong - 2.5 Sacks in 2023

After recording his first sack as a Cardinal in Week 5 vs. Cincinnati, Strong posted his second sack in Week 6 vs. the Rams and shared a sack at Seattle in Week 7. **Strong has over twice as many sacks in his last five games played (2.5) as he had in his first 40 career games played combined (1.0).**

LB Victor Dimukeje - 4.0 Sacks in 2023

After going without a sack in 28 games played through his first two NFL seasons (2021-22), Dimukeje has 4.0 sacks through 10 games in 2023.

LB Kyzir White - 2.0 Sacks in 2023

With a sack of Giants QB Daniel Jones in Week 2 and Rams QB Matthew Stafford in Week 6, **White has established a career-high with 2.0 sacks in 2023. He entered this year having recorded 3.0 sacks in 64 games played in his first five NFL seasons.** White's 1.5 sacks in 2022 was his previous career high.



BLOUNT A FORCE ON SPECIAL TEAMS

Since being elevated from the practice squad to the active roster in early October, S **Joey Blount** has played in six games for Arizona - seeing action on both defense and special teams.

It has been on special teams that Blount has made his biggest impact. He forced a fumble - recovered both times by Arizona - on punt coverage in consecutive games against the Rams (Week 6) and Seahawks (Week 7). He has also added four tackles on special teams.

Blount is the only player in the NFL this season with multiple forced fumbles on special teams. He was the first Cardinals player in at least 20 years to have a forced fumble on special teams in back-to-back games.

Blount is the first Cards player with multiple forced fumbles on special teams in a season since three-time Pro Bowl special-teamer Justin Bethel (2) in 2015.



HOLLYWOOD LEADING ARIZONA AGAIN

In his first season with Arizona in 2022, WR **Marquise Brown** started 10-of-12 games played and led the Cardinals with 67 receptions for 709 yards and three TDs.

This season Brown leads the team in receptions (43), receiving yards (468) and TD catches (4).

BROWN'S HOME COOKING

Facing his former team for the first time in Week 8, WR **Marquise Brown** hauled in six receptions for 33 yards and a TD.

His one-yard TD reception in the fourth quarter was his 28th career TD catch.

It was Brown's seventh TD catch as a member of the Cardinals, six of which have come in 11 games played at State Farm Stadium.

Brown had a TD catch in each of the first four home games this season before his streak was snapped last week vs. Atlanta. His four consecutive home games with a TD reception is tied for the fifth-longest streak in franchise history.



Franchise Record

Rnk	Player	Consecutive Home Games w/ TD Reception	Gms	Season(s)
1	Mal Kutner	7	1947-48	
2t	Larry Fitzgerald	5	2009-10	
2t	Anquan Boldin	5	2007-08	
2t	Sonny Randle	5	1963-65	
5t*	Marquise Brown	4	2023	

*Brown tied with six other players with 4 straight

RECORD-SETTING RUSHING TOTAL AS A WR

WR **Rondale Moore** has 171 receiving yards on 25 receptions to go along with 150 rushing yards and a TD on 21 carries. **He is the first WR in franchise history to have 100+ rushing yards in a season. The previous franchise record for rushing yards by a WR was 93 by Christian Kirk in 2019.**

In addition to representing a franchise single-season record, Moore's 150 rushing yards lead all NFL WRs in 2023.

2023 NFL Leaders - Rushing Yards by WR

Rnk	Player (Team)	Yds	Att	Avg.
1	Rondale Moore (AZ)	150	21	7.14
2	Deebo Samuel (SF)	124	21	5.90
3	Derius Davis (LAC)	75	7	10.71
4	Tre Tucker (LV)	69	6	11.50
5	KaVontae Turpin (Dal)	66	7	9.43

MOORE WITH A PAIR OF 40-YARD RUNS IN 2023

In the Cardinals Week 3 victory over the Dallas Cowboys, Moore posted his first career rushing TD on a 45-yard run in the second quarter.

In Week 5 against the Bengals, Moore had a 41-yard run on a direct snap. In doing so, he became the first WR in Cardinals history to have multiple runs of 40+ yards in his career.



Moore owns two of the seven longest runs by a WR in franchise history.

Franchise History - Longest Run by WR

Rnk	Player	Dist	Opponent
1t	J.J. Nelson	56t	12/11/16 @ Mia
1t	Bobby Joe Conrad	56t	9/27/59 vs. Was
3	John Gilliam	48t	11/16/70 @ Dal
4	Rondale Moore	45t	9/24/23 vs. Dal
5	Roy Green	44t	12/6/81 vs. NO
6	Dave Williams	43	9/29/68 @ NO
7	Rondale Moore	41	10/8/23 vs. Cin

LONG SCORES FOR MOORE

Entering Arizona's Week 3 matchup vs. Dallas, WR **Rondale Moore** had two career TDs - on receptions that covered 77 and 38 yards. **His third career TD came on a 45-yard TD run vs. Dallas.**

Moore's three career TDs have all gone for 35+ yards and covered 160 total yards (53.3-yard average).

Moore's Career TDs

Opponent	Distance	Type
9/24/23 vs. Dallas	45 yards	Rushing
10/30/22 @ Minnesota	38 yards	Receiving
9/19/21 vs. Minnesota	77 yards	Receiving



A NEW GM IN THE DESERT

On January 16, the Cardinals announced the hiring of **Monti Ossenfort** as the team's general manager.

Ossenfort came to Arizona with 21 years of NFL experience (2002-22). That includes 15 with the New England Patriots and the past three as Director of Player Personnel with the Tennessee Titans.

During his time in New England, Ossenfort helped the Patriots win four Super Bowl titles and earn seven Super Bowl appearances overall. In 21 total NFL seasons, his teams earned postseason berths 16 times.

"It was critically-important for us to find the right person to lead us as General Manager and there is no doubt in my mind that we have that in Monti Ossenfort," said Cardinals owner **Michael Bidwill**. *"He possesses every attribute of a successful GM – passion, leadership, intelligence, work ethic – and his extensive experience has clearly prepared him for this role. We could not be more thrilled to have Monti and his family joining the Cardinals."*

Over the course of his 15 seasons with New England, Ossenfort served as the Director of College Scouting (2014-19), Assistant Director of College Scouting (2011-13), National Scout (2008-10), Area Scout (2006-07) and a Personnel Assistant (2003).

The 44-year old Ossenfort started his tenure in the NFL with Minnesota as a training camp intern in 2001 and worked with the Texans as a pro personnel intern in 2002. After spending 2003 with the Patriots, Ossenfort returned to Houston where he spent two seasons (2004-05) with the Texans as a pro and college scouting assistant. He rejoined the Patriots in 2006 where remained through the 2019 season.

Ossenfort was a four-year letterman and two-year starter at quarterback for the University of Minnesota-Morris and graduated from the school in 2000 with a degree in Economics and Management. He later earned a master's degree in Business Administration and Sports Management from Ohio University.

A native of Luverne, MN, Ossenfort and his wife, Shannon, have three daughters, Emery, Finley and Landry.



ROSTER FACTS & FIGURES

Below is a breakdown of the Cardinals active roster:

- The Cards have added **19** veteran free agents, **8** of their own 2023 draft picks, **1** 2023 Miami draft pick and **3** rookie free agents that were not with the team at any point last season. In all, 31 of the 53 players (58.5%) on the current roster were not with the Cardinals during the 2022 season.

- OL **D.J. Humphries** (2015) and LS **Aaron Brewer** (2016) are the most tenured players on the Cardinals active roster.

- The Cardinals oldest player is K **Matt Prater** (39 years old) and the team's youngest player is rookie LB **BJ Ojulari** (21). *At 39 years old (born 8/10/84), the only active NFL players older than Prater are Jets QB Aaron Rodgers (39 - born 12/2/83) and Bears TE Mercedes Lewis (39 - born 5/19/84).*

- The average age on the Cardinals Week 1 roster was 26.9 years old. Arizona's Week 1 roster featured just five players age 30+, compared to 12 such players on the Week 1 roster in 2022.

- Arizona's roster features the only active player in the NFL who entered the league through the Supplemental Draft (**S Jalen Thompson**) and 20 players who entered the NFL as undrafted free agents.

Player Count - By Position

The Cardinals current roster consists of:

Position	Players
Linebackers	11
Offensive Line	10
Cornerbacks	5
Defensive Line	5
Wide Receivers	5
Safeties	5
Tight Ends	4
Specialists	3
Running Backs	3
Quarterbacks	2



CARDS CAPTAINS

The Cardinals named six players to serve as team captains in 2023.

OFFENSE: OL D.J. Humphries / QB Kyler Murray / RB James Conner
DEFENSE: S Budda Baker / LB Kyzir White
SPECIAL TEAMS: LB Dennis Gardeck

Of the Cardinals six captains, five served in the role with Arizona last season: Murray, Humphries, Baker, Conner and Gardeck.

Murray, Baker and Gardeck are all serving as team captains for the fourth consecutive season.

Conner earned the honor for the second time in his career (2022) while White was named a team captain for the first time in his career.



TRADES HIGHLIGHT OSSENFORT'S FIRST OFFSEASON

Ossenfort has kept busy in his first offseason as the Cardinals GM, particularly when it comes to trades. Dating back to the 2023 NFL Draft, he has executed eight trades: four draft-day trades three more during training camp/preseason and one during the season.

Those transactions have netted seven picks in the 2024 NFL Draft.

A LOOK INSIDE OSSENFORT'S FIRST DRAFT

Ossenfort executed four trades in the first three rounds of this year's draft.

Arizona entered the draft with eight selections and the team used only three of those original picks (#168, #180, #213) - including one (#168) - that was traded to Detroit in round one only to be acquired back by Arizona in day two.

Cardinals Trades During 2023 NFL Draft

1st Round (Houston)

AZ traded down with the Texans, giving up picks #3 and #105
 AZ acquired picks #12, #33 and 2024 1st and 3rd round picks

1st Round (Detroit)

AZ traded up with the Lions, giving up picks #12, #34 and #168
 AZ acquired picks #6 (Johnson) and #81

2nd Round (Tennessee)

AZ traded down with the Titans, giving up picks #33 and #81
 AZ acquired picks #41 (Ojulari), #72 (Williams) and a 2024 3rd round pick

3rd Round (Detroit)

AZ traded down with the Lions, giving up pick #96
 AZ acquired picks #122 (Gaines), #139 (Tune) and #168 (Pappoe)

Add in the picks acquired in the trades with the Giants, Texans, Browns and Vikings since the draft and the Cards will enter the 2024 NFL Draft with 11 picks.

Cardinals Scheduled 2024 Draft Picks*

- 1st Round Pick
- 1st Round Pick (From Texans)
- 2nd Round Pick
- 3rd Round Pick
- 3rd Round Pick (From Texans)
- 3rd Round Pick (From Titans)
- 4th Round Pick
- 5th Round Pick
- 5th Round Pick (From Texans)
- 6th Round Pick (From Vikings)
- 7th Round Pick (From Giants)

*Does not factor in potential compensatory picks



FLAG FOOTBALL INCLUDED IN 2028 OLYMPIC GAMES



The International Olympic Committee (IOC) voted in favor of the inclusion of flag football at the 2028 Summer Olympics in Los Angeles. It marks the first time in history that the game of football will be a part of the Olympic Games.

An estimated 20 million people in more than 100 countries currently participate in flag football. This year will see 65 national teams participate in the International Federation of American Football (IFAF) Continental Flag Football Competition.

Throughout the fall, the Cardinals are celebrating the inaugural season of sanctioned High School Girls Flag Football in the state of Arizona by highlighting a weekly game. Each week Valley football fans vote to select the Girls Flag Football Game of the Week that representatives from the Cardinals will attend.

Arizona is one of eight states to offer high school girls flag football as a sanctioned sport, while 20 states have adopted the sport as a pilot program. In 2023, 57 Arizona high schools are offering sanctioned girls flag football. The NFL and Cardinals are continuing to emphasize outreach to promote girls flag football and help further grow the game.

GANNON TAKES THE REINS

- On Tuesday, February 14, the Cardinals announced **Jonathan Gannon** as the team's new head coach.
- The 40-year old Gannon came to the Cardinals after spending the past two seasons (2021-22) as the defensive coordinator for the Philadelphia Eagles.

Under Gannon, the Eagles boasted a top-10 defense in each of the past two seasons, ranking 2nd in total defense in 2022 (301.5 ypg) and 10th in the NFL in 2021 (328.8 ypg). Last season the Eagles also featured the NFL's top-ranked pass defense (179.8 ypg) and the league's 8th ranked scoring defense (20.2 ppg).

Just two days prior to being hired in Arizona, Philadelphia played in Super Bowl LVII at State Farm Stadium after finishing the regular season as the #1 seed in the NFC with a 14-3 record. The Eagles made the postseason in each year Gannon was the defensive coordinator.

- Has coached with three different teams (Eagles, Colts, Vikings) who have combined for six playoff berths in the last eight seasons.

MORE HIGHLIGHTS FROM PHILADELPHIA

In 2022, the Eagles easily led the NFL with a franchise single-season record 70 sacks in the regular season. No other team in the NFL had more than 55.

Philadelphia's 70 sacks in 2022 were the most by any team in a single season since the 1989 Minnesota Vikings (71). Combined with their eight sacks in the postseason, the Eagles 78 total sacks in 2022 were the third-most in NFL history behind only the 1984 (82 sacks) and 1985 Chicago Bears (80 sacks).

Since individual sacks became an official stat in 1982, Philadelphia became the first team ever to have four different players with 10.0+ sacks in a single season when they did so in 2022: Haason Reddick (16.0), Brandon Graham (11.0), Javon Hargrave (11.0) and Josh Sweat (11.0).

Between 2021-22, the Eagles defense led the NFL with 99 sacks, ranked 3rd in total defense (315.1 ypg), 3rd in pass defense (200.4 ypg), 6th in tackles for loss (168), tied for 4th in total return TDs (7) and interception return TDs (4) and tied for 10th in interceptions (29).

In his first season with the Eagles in 2021, directed the NFL's 10th-ranked defense (328.8 ypg). Philadelphia had the 2nd-most defensive TDs (5) and allowed the 5th-fewest explosive plays (117) in the league, also finished 9th in opponent rushing yards per game (107.9) and opponent three-and-out percentage (33.1%).

GANNON'S BACKGROUND

A Cleveland, OH native, Gannon has 15 years of experience in the NFL. Prior to working with the Eagles, he was the DBs/CBs coach with the Colts (2018-20) and the assistant DBs/quality control coach with the Vikings (2014-17) after working as a defensive assistant with the Titans (2012-13).

Spent three seasons (2009-11) as a scout with the St. Louis Rams after beginning his NFL coaching career as a defensive assistant with the Atlanta Falcons in 2007.

Played collegiately as a safety at Louisville and appeared in nine games as a red-shirt freshman in 2002 before suffering a career-ending hip injury in his first career start at Cincinnati.



PHILLY "D" AMONG NFL'S BEST UNDER GANNON

One of the main factors in the Eagles reaching the Super Bowl last season was the performance of the team's defense under then-second year coordinator **Jonathan Gannon**.

A look at some of Philly's defensive rankings in 2022:



Eagles Defensive Rankings in 2022 (Regular Season)

Statistic	Total	NFL Rnk
Sacks	70	1 st
Tackles for Loss	97	1 st
Yards Allowed/Play	4.78	1 st
Passing Yards Allowed/Game	179.8	1 st
Passing Yards Allowed/Play	5.50	1 st
Yards Allowed/Game	301.5	2 nd
Opponent Passer Rating	81.6	3 rd
INT Return Touchdowns	2	t-3 rd
Games Allowing 20 Points or Fewer	11	t-3 rd
Takeaways	27	t-4 th
Interceptions	17	t-4 th
Forced Fumbles	15	t-4 th
Passes Defensed	85	t-4 th
Points Allowed/Game	20.2	t-7 th

ARIZONA'S COORDINATORS

PETZING LEADS THE OFFENSE

Drew Petzing is in his first season with the Cardinals and 10th in the NFL after being hired as Arizona's offensive coordinator in February. Prior to coming to AZ, Petzing spent three seasons (2020-22) with Cleveland, including last year as QBs coach.



With the Browns in 2022, QB Jacoby Brissett started 11 games and completed 236-of-369 passes for 2,608 yards, 12 TDs and an 88.9 QB rating. Brissett's 63.9 completion percentage and 88.9 passer rating were both career highs.

Prior to Cleveland, he spent six seasons (2014-19) coaching with Minnesota. As the Vikings WRs coach in 2019, WR Stefon Diggs set a then career-high with 1,130 receiving yards and finished 4th in the league that season with a 17.9-yard average on 63 receptions.

Working with Kirk Cousins in 2018, the Vikings QB set a team record for completions (425), threw for the third-most passing yards (4,298), had the second-highest completion percentage (70.1) and recorded the fourth-highest passer rating (99.7) by a Viking in team history.

RALLIS TAKES THE REINS ON DEFENSE

Nick Rallis (RAW-liss) was hired as Arizona's defensive coordinator in February after spending the past two seasons (2021-22) coaching LBs in Philadelphia. Prior to working with the Eagles, Rallis spent three seasons (2018-20) with the Minnesota Vikings as defensive quality control/assistant linebackers coach.



Having turned 30 on July 13th, he is the youngest coordinator in the NFL.

Helped Eagles LB T.J. Edwards to a career season in 2022 as he finished with 159 tackles, 2.0 sacks, seven passes defensed, 10 tackles for loss and a fumble recovery. His 159 tackles ranked 7th in the NFL in 2022 and represented the highest single-season total for an Eagles defender since Byron Evans (175) in 1992.

With the Vikings, Rallis coached LB Eric Kendricks who was selected to his first Pro Bowl and was named first-team All-Pro in 2019 after having a career-high and team-leading 110 tackles to go along with 12 passes defensed, tied for the most among NFL linebackers.

RODGERS STILL IN CHARGE OF SPECIAL TEAMS

Jeff Rodgers is in his sixth season with the Cardinals and fifth as the team's assistant head coach/special teams coordinator. He came to Arizona in January, 2018 as the team's special teams coordinator and added the title of assistant head coach in 2019.



Rodgers is in his 20th NFL season after previously coaching special teams with Chicago (2015-17), Denver (2011-14), Carolina (2009-10) and San Francisco (2003-07).

K Matt Prater had 137 points in 2021, the second-highest total in franchise history and tied for the fourth-highest total in the NFL that season. In just 30 games over two seasons (2021-22) under Rodgers, Prater connected on 12 FGs of 50+ yards, the second-most for any player in team history.

P Andy Lee finished in the top-five in the NFL in punting average three times over the past five seasons (2018-22), including leading the league with a 48.6-yard average in 2018.

TERRELL COORDINATES PASS GAME

Drew Terrell is in his sixth season in the NFL and first with the Cardinals as passing game coordinator/WRs. He came to AZ after coaching WRs in Washington the past three years (2020-22).



During his three-year (2020-22) tenure coaching receivers with the Commanders, guided WR Terry McLaurin to three consecutive 1,000+ yard receiving seasons and his first Pro Bowl selection in 2022.

A Chandler, AZ native, Terrell attended Hamilton High School and received All-State honors as both a WR and punt returner. He helped the Huskies win three regional championships and two 5A Division I state titles.

ASSISTANT COACHING STAFF IN 2023



KLAYTON ADAMS - OFFENSIVE LINE

- 1st season with AZ and 5th NFL season, having spent the previous four years (2019-22) with the Colts.
- Prior to entering the NFL spent 14 seasons at the college level, including stops at Boise State, San Jose State and Colorado.



KENNY BELL - DIR., FOOTBALL STRATEGY

- 5th season with AZ and 5th NFL season, after joining the team in January 2019.
- Prior to entering the NFL, spent 10 seasons at the college level with Houston and Texas A&M and Texas Tech.



JASON BENGUCHE - ASST. STRENGTH

- 1st season with AZ and 8th NFL season, having spent seven seasons (2013-19) with the Panthers.
- Prior to arrival in Arizona, was the director of performance at Jet Performance Labs in Mooresville, NC from 2020-22.



RONALD BOOKER - DEF. QUALITY CONTROL

- 3rd season with AZ and 1st as defensive quality control coach. Spent last two years as team's defensive assistant.
- Spent two years (2020-21) as a Bill Walsh Coaching Fellow with Arizona before being hired full time in August, 2021.



CHRIS COOK - ASST. OFFENSIVE LINE

- 1st season with AZ and 2nd NFL season. Spent the 2022 season at Duke as an offensive analyst.
- Prior to his time with the Blue Devils, his first NFL coaching experience was with the Broncos in 2021 assisting the O-Line.



AUTREY DENSON - RUNNING BACKS

- 1st season with AZ and 5th NFL season, with his previous four years in the NFL coming as a player with the Dolphins, Bears & Colts.
- Former standout RB at Notre Dame who holds school record for rushing yards (4,318) and ranks 2nd in rushing TDs (43).



EVERETT GATHRON - ASST. STRENGTH

- 1st season with AZ and 1st NFL season, after spending the previous five seasons at Ohio State.
- Certified by the NSCA as CSCA and United States of America Weightlifting (USAW) as a Sports Performance Coach Level 1.



BLAINE GAUTIER - BILL BIDWILL FELLOWSHIP

- 1st season with AZ and 1st NFL season, having spent the previous eight seasons (2015-22) at the college level.
- Former QB at the Univ. of Louisiana (2009-12), where he threw for 4,159 yards and 32 TDs and rushed for 883 yards and 12 TDs.



DERRICK LEBLANC - DEFENSIVE LINE

- 1st season with AZ and 2nd NFL season, joined the Cardinals after serving as asst. D-Line coach with the Dolphins in 2022.
- Has over 22 years (2000-2022) of coaching experience, including 21 at the college level with LSU, Southern Miss and Arkansas.



EVAN MARCUS - HEAD STRENGTH

- 1st season with AZ and 17th NFL season. Has been a head strength coach with four NFL teams (AZ, Min, Mia, Atl).
- Began his college coaching career as an assistant strength and conditioning coach at Arizona State for two seasons (1991-92).



BUDDY MORRIS - SR. RECONDITIONING COOR.

- 10th season with AZ and 13th NFL season. Joined Cardinals in 2014.
- Worked with multiple future Hall of Famers and an Olympic gold medalist during his time at the University of Pittsburgh (1980-89, 1997-2001, 2007-10).



MARK NAYLOR - ASST. STRENGTH

- 4th season with AZ and 5th NFL season, after joining the team in 2020.
- Prior to the start of NFL coaching career, spent 14 seasons on the college level with stops at Ball State, Michigan and Eastern Kentucky.



WILLIAM PEAGLER - ASST. DEFENSIVE LINE

- 1st season with AZ and 1st NFL season, joined the Cardinals following 12 years at the college level.
- Coached TEs last season at the Univ. of Florida following two seasons (2020-21) as RBs coach at Michigan State.



JAY RAZZANO - COACHING ASSISTANT

- 2nd season with AZ and 2nd NFL season, after spending last year as assistant to the head coach.
- Father, Dave, is the GM of the Memphis Showboats of the USFL and was a longtime NFL scout.



ROB RODRIGUEZ - OUTSIDE LINEBACKERS

- 1st season with AZ and 6th NFL season. Spent five seasons (2015-19) as an asst. D-Line coach with the Minnesota Vikings.
- Prior to joining the Cardinals spent three seasons (2020-22) as the D-Line coach at Arizona State.



KYLE SAMMONS - SCIENCE COORDINATOR

- 1st season with AZ and 1st NFL season, after previously spending 7 seasons (2015-21) at the University of Washington.
- Began his career at the collegiate level at the University of Nevada and spent four seasons (2011-14) there in various roles.



BRANDON SCHWAB - ASST. TO HEAD COACH

- 1st season with AZ and came to the Cardinals with 14 years of NFL experience (1999-12) with the Rams, where he worked as both a coach and in the team's scouting department. Spent the last two years (2021) as DC at Milken Community College in L.A.



CONNOR SENGER - OFF. QUALITY CONTROL

- 2nd season with AZ and first as an offensive quality control coach after being promoted in 2023.
- Spent first season in AZ in 2022 as part of Bill Bidwill Coaching Fellowship, assisting with QBs.



SAM SEWELL - ASST. SPECIAL TEAMS

- 1st season with AZ and 1st NFL season. Joined the Cardinals following five years (2018-22) as RBs coach at Eastern Michigan.
- Two-year starter at Northern Colorado (2006-10) at TE, appearing in 31 games on special teams.



SAM SIEFKES - LINEBACKERS

- 1st season with AZ and 3rd NFL season. Spent last two years (2021-22) with the Vikings (off. quality control & asst. LBs).
- Prior to his time in Minnesota, served as defensive coordinator/ILBs coach at Wofford College (2018-20).



RYAN SMITH - CORNERBACKS

- 1st season with AZ and 1st NFL season. Came to the Cardinals following a year as CBs coach at Northwestern in 2022.
- Played CB at William & Mary (2010-13) appearing in 22 games with two CAA Academic All-Conference selections (2012-13).



BEN STEELE - TIGHT ENDS

- 1st season with AZ marks his 10th NFL season. Previously coach with Tampa Bay, Atlanta, Minnesota and lastly in Denver (2022).
- A former NFL TE, spent two seasons (2004-05) with the Packers appearing in 17 regular season games and one postseason contest.



SHEA THOMPSON - DIR. FOOTBALL PERFORMANCE

- 8th NFL season is his 1st with the Cardinals. Came to AZ following four years (2019-22) with the 49ers.
- Prior to entering the NFL with Cincinnati (2016), spent nine seasons (2007-15) at the college level with Nebraska, N. Illinois and Minnesota.



PATRICK TONEY - DEFENSIVE BACKS

- Following 11 seasons (2012-22) at the college level, begins his 1st season in AZ and 1st in the NFL.
- During his time in the college ranks coached the secondary, safeties, OLBs and also spent time as a defensive coordinator.



SPENCER WHIPPLE - PASS GAME SPECIALIST

- 5th season with AZ and 5th NFL season, after joining the team in 2019 as an offensive quality control coach.
- Began career on the college level, spending seven seasons (2012-18) at Pitt and UMass.



ISRAEL WOOLFORK - QUARTERBACKS

- 1st season with AZ and 2nd NFL season. Spent last season in Cleveland as asst. QBs coach under Drew Petzing.
- Three-year starter at Grand Valley State (2008-12) at WR, earning all-conference honors as a senior and was voted a team captain.

CARDINALS 2023 DRAFT CLASS HIGHLIGHTS

ARIZONA SELECTS NINE IN 2023

The Cardinals selected nine players in the 2023 NFL Draft, including eight who are on Arizona's active roster. One pick - OL Jon Gaines II - is not on the active roster due to injury.

Cardinals 2023 NFL Draft Picks

Rd	Overall	Name	Pos	College
1	6 th	Paris Johnson Jr.	OL	Ohio State
2	41 st	BJ Ojulari	LB	LSU
3a	72 nd	Garrett Williams	CB	Syracuse
3b	94 th	Michael Wilson	WR	Stanford
4	122 nd	Jon Gaines II*	OL	UCLA
5a	139 th	Clayton Tune	QB	Houston
5b	168 th	Owen Pappoe	LB	Auburn
6a	180 th	Kei'Trel Clark	CB	Louisville
6b	213 th	Dante Stills	DL	West Virginia



*Injured Reserve

The 2023 NFL Draft marked just the third time in the last 22 years (11 in 2019; 9 in 2013) the Cardinals had at least nine picks in a single draft.

OL PARIS JOHNSON JR. (ROUND 1)

• **First offensive lineman taken in the draft and the fourth offensive player behind QBs Bryce Young, C.J. Stroud and Anthony Richardson.**

• Taken #6 overall by the Cardinals, **became the highest-drafted offensive lineman out of Ohio State since Orlando Pace was picked #1 overall by the Rams in 1997.**

• **Graduated from Ohio State in less than three years, earning a degree in Journalism.** An All-American on the field, he was also a credentialed member of the media while working for the school newspaper, The Lantern. Johnson has also learned to speak Mandarin Chinese and Portuguese.

• Played in 31 games in three seasons (2020-22) at Ohio State, starting 26 consecutive games over his final two years. He was a 13-game starter at RG in 2021 and started all 13 games at LT in 2022. He played five games at guard as a true freshman.

• **As a junior in 2022, earned unanimous first-team All-American honors.**



LB BJ OJULARI (ROUND 2)

• Last name pronounced "oh-joo-LARR-ee".

• **Selected nine picks earlier than his brother - Giants LB Azeez Ojulari - was taken by New York in the second round (50th overall) of the 2021 NFL Draft. The brothers will face off when Arizona hosts the Giants in Week 2 of the regular season.**

• A first-team All-SEC selection as a junior in 2022, Ojulari started 24-of-34 games played in three seasons (2020-22) at LSU and totaled 129 tackles, 25.0 tackles for loss, 16.5 sacks, two forced fumbles and two passes defended.

• **A permanent captain, was awarded the prestigious #18 jersey for LSU as a junior in 2022.**

• Descendant of Nigerian royalty. His maternal grandfather was Olaniyi Osuntoki, who later changed his name to Prince Twins Seven-Seven (he was the sole survivor of his parents' seven sets of twins). In the late 1890s, Prince Twins Seven-Sevens' grandfather was the King of Ibadan, a city in southwestern Nigeria.



CB GARRETT WILLIAMS (ROUND 3a)

• Began the 2023 season on Reserve/NFI list and made his NFL debut in Week 7 at Seattle.

• Spent four seasons (2019-22) at Syracuse where he appeared in 32 games (28 starts) and had 152 tackles, 9.5 tackles for loss, 2.0 sacks, four INTs (one returned for a TD) and 27 passes defended.

• **A three-time All-ACC selection and Freshman All-American (2020), led the ACC in passes defended in both 2020 and 2021.**

• In 2021, was an All-ACC selection after starting 10 games and totaling 52 tackles, an ACC-leading 10 passes defended and five tackles for loss.

• **During his redshirt freshman season in 2020, recorded his first college INT when he picked off a Trevor Lawrence pass and returned in 39 yards for a TD. It was the first pick-six surrendered by Lawrence.**



WR MICHAEL WILSON (ROUND 3b)

• Spent five years (2018-22) at Stanford, where he appeared in 39 games (30 starts) and totaled 134 receptions for 1,662 yards (12.4 avg.) and 11 TDs.

• **A two-time honorable-mention All-Pac-12 selection (2020, 2022), was limited to six games played in 2022, but posted 16 receptions for 418 yards and four TDs, averaging career high for receiving yards per game (69.7) and receiving average (16.1).**

• **Four-time member of the Pac-12 All-Academic Honor Roll (2019, 2020, 2021, 2022), graduated from Stanford with a master's degree in Communication and Media Studies in 2022 and a bachelor's degree in Management Science and Engineering, Finance, and Decision in 2021.**

• **In Arizona, is being mentored by passing game coordinator/WRs coach Drew Terrell, who played WR at Stanford from 2009-12.**



QB CLAYTON TUNE (ROUND 5a)

• **During his five years (2018-22) with the Cougars, was a three-time team captain and played in 47 games (44 starts), completing 956-of-1,497 pass attempts (63.9%) for 11,994 yards and 104 TDs. He also rushed for 1,248 yards and 15 TDs on 412 carries.**

• **He left Houston ranked second in school history in career TD passes (104) and TDs responsible for (119), third in completions (956) and fourth in victories (25).**

• In his final two years at Houston (2021-22), led the Cougars to a 20-7 record and **was named the MVP of the Birmingham Bowl (2021 vs. Auburn) and Offensive MVP of the Independence Bowl (2022 vs. Louisiana).**

• **As a junior in 2021, Tune led Houston to a 12-2 record, marking just the third season of 12+ wins in school history.**



LB OWEN PAPPOE (ROUND 5b)

• **A two-time team captain and 2022 Butkus Award semifinalist, started all 41 games played at Auburn dating back to his true freshman season in 2019.**

• Finished his college career with 256 tackles, 15.0 tackles for loss, 8.0 sacks, two INTs, nine passes defended, three forced fumbles and a fumble recovery.

• **Despite his size (6-0, 225) is an exceptional athlete. Ran the fastest 40-yard dash time (4.39 seconds) of all linebackers at the 2023 NFL Combine. In fact, the only LB in Combine history to run the 40-yard dash faster was Shaq Griffin (4.38) in 2018.**

• **Graduated from Auburn in December of 2022 with a bachelor's degree in Exercise Science.**



CB KEI'TREL CLARK (ROUND 6a)

• After spending his freshman season (2018) at Liberty University, **played his final three seasons (2020-22) at Louisville where he was a two-time All-ACC selection who started 28-of-31 games played and recorded 127 tackles, five INTs (one returned for a TD), 28 passes defended, 9.5 tackles for loss, a sack and two fumble recoveries (one returned for a TD).**

• **Scored TDs on both takeaways in 2022. Clark had his first college TD on a 59-yard fumble return vs. Pittsburgh. The following week vs. Wake Forest, he returned an INT 46 yards for a TD.**



DL DANTE STILLS (ROUND 6b)

• In his five years (2018-22) with the Mountaineers, started 26-of-58 games played and totaled 138 tackles, 52.5 tackles for loss, 23.5 sacks, an INT, five passes defended, six forced fumbles, two fumble recoveries and two blocked kicks.

Stills West Virginia Highlights:

- **Played school-record 58 career games (36 starts)**
- **Set school career record in tackles for loss (52.5)**
- **Ranks #4 in school history in career sacks (23.5)**



CARDINALS HAVE NEW UNIFORMS IN 2023



In April, the Cardinals unveiled new uniforms that the team is wearing this season.

The new uniforms were designed in collaboration with Nike in a process that spanned over three years. It began in late 2019 before being interrupted by COVID-19 a short time later and then re-starting. The end result is a product that is world-class in terms of both performance and aesthetics.

The Nike Vapor Field Utility Special Edition (F.U.S.E.) uniforms combine leading edge fabric technology with a precision fit. The stretch woven body fabric of Nike Vapor F.U.S.E. is made with at least 85% recycled nylon. Lightweight with superior breathability and mobility, it is also the first football uniform to meet Nike Dri-FIT standards for thermal regulation and airflow.

In terms of appearance, the sleek, new Cardinals uniforms feature three different styles:

HOME UNIFORM

The team's home uniform consists of red jerseys with matching red pants. The jersey features white, perforated twill numbers accented by silver, kiss cut framis material.


Sewn-in twill lettering spells out the "Arizona" wordmark that spans the front and a white thermoplastic polyurethane (TPU) Cardinals birdhead adorns the upper back. Embroidered in white lettering on the inside back of the red jersey's neckline is the phrase "Protect the Nest."



ALTERNATE BLACK UNIFORM

Also unveiled were the team's alternate uniforms that closely resemble the design of the road ones except that they are black from head to toe rather than white.

Like the white road uniform, the alternate black one also features red perforated numerals - though outlined in silver material - and its sleeves are also adorned with the same red and silver stripes and Cardinals wordmark. Similarly the black pants feature red and silver framis stripes down each side, identical to the white ones.



AWAY UNIFORM

On the road, the Cardinals will sport an all-white look from head to toe. Red perforated twill numerals outlined in black pop from the white jersey. In an homage to past Cardinals uniforms, its sleeves feature a pair of red framis stripes surrounding a single silver one with the Cardinals wordmark printed on it.

The upper back of the jersey features a three-color TPU Cardinals birdhead while the inner back neckline is embroidered with "Bird Gang" in red. The uniform's all-white pants are interrupted only by red and silver framis stripes down each side that mimic the stripes on the jersey's sleeves.



HELMET RE-DESIGN

Capping off the new look for the Cardinals is a re-designed helmet. Its white shell gets a subtle silver sparkle from Large Texas Flakes. This complements a new silver facemask that replaces the previous gray one. The helmets front and rear "bumpers" feature rubberized, 3-D Cardinals wordmarks in red.

The Cardinals logo on each side of the helmet is now larger and updated with digital shading and a metallic sheen. The white helmet accompanies the home and road uniforms while a black helmet is paired with the alternate black uniform.



ELEVATING A FRANCHISE

Owner **Michael Bidwill** has been steering the Cardinals organization for nearly two decades. His leadership during that time has been instrumental in transforming the franchise both on and off the field.

Highlights of Bidwill's tenure:

- Michael continues a tradition of Bidwill ownership of the Cardinals that dates back to his grandfather, Hall of Famer Charles Bidwill, who purchased the team in 1933.
- Of the franchise's seven all-time postseason wins, five have come during Michael's tenure leading the organization. Arizona has played in 10 postseason contests over the last 16 seasons, after having appeared in just seven total playoff games prior.
- Arizona has appeared in the NFC Championship Game twice since 2008 including a victory in the 2008 conference title game that led to the franchise's first-ever Super Bowl appearance (Super Bowl XLIII).
- With an 11-6 record in 2021, the Cardinals reached 11+ wins in a season for the sixth time in franchise history. Three of those six 11-win campaigns came with Michael leading the team: 13 in 2015, 11 in 2014, 11 in 2021.
- Among Bidwill's most substantial accomplishments with the Cardinals is the creation of State Farm Stadium. The world-class venue has not only been critical for the franchise but has also resulted in over \$5 billion in economic impact for the state of Arizona.
- On February 12, 2023, State Farm Stadium hosted its third Super Bowl when a record 115 million viewers watched Super Bowl LVII. State Farm Stadium also hosted Super Bowls XLII (following 2007 season) and XLIX (following 2014 season).
- In addition to his role in helping Arizona land three Super Bowls, Michael was also instrumental in getting the 2015 Pro Bowl moved to State Farm Stadium; played a week before Super Bowl XLIX, the two events combined to deliver a record economic impact of \$720 million to the region.
- Since State Farm Stadium opened in 2006, the Cardinals have sold out 169 games at the venue (every non-pandemic game played there).
- In 2022, the Cardinals made their first-ever appearance on *Hard Knocks*, television's most acclaimed sports reality franchise. Arizona was the second team to be featured on *Hard Knocks In Season*, which documented the second half of the Cardinals 2022 campaign in real time.
- In January of 2016, the National Football Foundation (NFF) and College Hall of Fame inducted Bidwill and Governor Doug Ducey into the NFF Leadership Hall of Fame.



Cardinals Under Michael Bidwill (2007-Present)

Statistic	Totals
Postseason Record	5-5
Regular Season Home Record	71-60-2
Postseason Home Record	4-0
Overall Home Record (RS + Postseason)	75-60-2
Seasons with .500 Record or Better	10
Seasons with 10+ Wins	5
Postseason Berths	5
Best Regular Season Record	13-3
Division Titles	3
Conference Championship Games	2
Super Bowl Appearances	1

GAUTIER IS 6TH BIDWILL FELLOWSHIP HIRE

In March, the Cardinals announced the addition of Blaine Gautier (GO-chay) to the coaching staff as the newest participant in the **Bill Bidwill Coaching Fellowship** program.

ABOUT THE BILL BIDWILL COACHING FELLOWSHIP: The Cardinals established the *Bill Bidwill Coaching Fellowship* prior to the 2015 season. Gautier is the sixth individual to participate in the program, which is designed to increase diversity and create additional opportunities for coaching experience at the highest level. The three most recent participants advanced from the fellowship to full-time assistant coach positions – two on the Cardinals coaching staff and one - Jordan Hogan - is a member of the 49ers staff.

Long-time Cardinals owner **Bill Bidwill**, who passed away in 2019, was at the forefront of providing opportunities to individuals regardless of race or gender. In 2010, he was honored with the Fritz Pollard Alliance's Paul "Tank" Younger Award for promoting diversity in the NFL. In 1978, Adele Harris became the first African American female executive in the NFL when she was hired as the Cardinals director of community relations. In 1981, Bidwill hired attorney Bob Wallace, making him the first African American to handle contract negotiations for an NFL club. In 2004, the Cardinals became the first NFL team to have an African American general manager/head coach duo in Graves and Dennis Green.

18TH SEASON AT STATE FARM STADIUM

The Cardinals are in their 18th regular season at State Farm Stadium. Arizona earned its second home win of the 2023 season with their come-from-behind 25-23 victory over the Atlanta Falcons. Arizona will next play at home in Week 12 when they host the Los Angeles Rams.

A LOOK AT CARDINALS OPPONENTS AT STATE FARM STADIUM IN 2023

- Of the Cardinals eight home games at State Farm Stadium, six come vs. teams that made the playoffs last season.
- The eight teams posted a combined 77-57 (.574) record last season.
- Of the seven teams to win 12+ games in 2022, four are visiting State Farm Stadium during the 2023 season.



Cardinals Remaining Home Games at State Farm Stadium (2023)

Week	Opponent	2022 Highlights
12	L.A. Rams	5-12 record
15	San Francisco	13-4 record; NFC West title; NFC Championship berth
18	Seattle	9-8 record; earned Wild Card berth

A LOOK AT CARDS SUCCESS IN FIRST 17+ SEASONS AT STATE FARM STADIUM

Arizona has had significant success since moving into State Farm Stadium in 2006, including some of the best seasons in franchise history. Below is a look at the Cardinals results in their first 17+ years at State Farm Stadium compared to 18 seasons at Sun Devil Stadium.

Overall Comparison Statistic	17+ seasons at State Farm Stadium	18 seasons at Sun Devil Stadium
Sellouts	169 (excluding 2020)	12
Regular Season Home Record	74-66-2	64-80
Home Win %	.528	.444
Postseason Record	5-4	1-1
Postseason Home Record	4-0	0-0
Postseason Berths	5	1
Division Titles	3	0
Conference Championship Games	2	0
Super Bowl Appearances	1	0

IT GETS LOUD IN THERE

Dating back to the inaugural year at the venue in 2006, Cardinals opponents have accumulated 216 accepted false start penalties in the regular season. That is the most for any home team in the NFL during that span.



NFL Leaders

Opponent False Start Penalties in a Home Stadium (2006-23)

Rnk	Home Team	FS	Stadium
1	Cardinals	216	State Farm Stadium
2	Seahawks	208	Lumen Field
3	Titans	199	Nissan Stadium
4	Eagles	188	Lincoln Financial Field
5	Broncos	181	Empower Field at Mile High

BETMGM SPORTSBOOK AT STATE FARM STADIUM

Last year, the Cardinals and BetMGM debuted the first sportsbook at an NFL stadium. The BetMGM Sportsbook at State Farm Stadium is a two-story, 17,000-square-foot entertainment destination featuring state-of-the-art sports wagering amenities, concert-hosting facilities, a gourmet grille and bar and a variety of screens to watch games.

"We are proud and thrilled to be the NFL's first team to offer its fans this type of unprecedented amenity and innovative experience," Cardinals owner **Michael Bidwill** said at the opening. "The BetMGM Sportsbook at State Farm Stadium gives us a chance to engage current and potential fans on a year-round basis in a fun, entertaining and responsible way."




Located on The Great Lawn, the BetMGM Sportsbook at State Farm Stadium operates on both event and non-event days, offering guests a massive 265-square-foot video wall, 38 TVs and indoor-and-outdoor dining options.

Throughout the year, the BetMGM Sportsbook at State Farm Stadium serves as an outdoor music and comedy concert amphitheater, hosting events for audiences gathered on The Great Lawn.

KYLER MURRAY - AT A GLANCE



• Selected #1 overall by the Cardinals in the 2019 NFL Draft. Won 2019 AP NFL Offensive Rookie of the Year. Signed the largest contract in franchise history when he agreed to an extension in July of 2022 that will keep him under contract through the end of the 2028 season.



• In his career (58 games), has completed 1,335-of-2,003 pass attempts (66.7%) for 14,097 yards and 84 TDs while rushing for 2,237 yards and 24 TDs on 387 carries (5.8 avg.).

• For the second straight season, earned Pro Bowl honors in 2021. 1st QB in franchise history named to Pro Bowl twice within his first three NFL seasons. Joined Aaron Rodgers, Patrick Mahomes and Russell Wilson as only NFL QBs named to the Pro Bowl in both 2020 and 2021.

NFL HISTORY

• One of just four players in NFL history (Josh Allen, Russell Wilson and Cam Newton) with 14,000+ passing yards and 2,000+ rushing yards in his first five seasons.

• His 66.7 completion percentage ranks 5th in NFL history in a player's first five seasons (min. 1,000 attempts).

• One of five QBs in NFL history (Josh Allen, Lamar Jackson, Russell Wilson and Cam Newton) with 400+ rushing yards in each of his first four seasons.

• Only player in NFL history with 70+ passing TDs and 20+ rushing TDs in his first three seasons.

• First player in NFL history with 3,500+ passing yards and 400+ rushing in each of his first three seasons.

• One of just 15 players in NFL history with 100 total TDs in their first 54 career games.

• Fourth-youngest player in NFL history (24 years, 120 days) to reach 10,000 career passing yards.

• Only Cam Newton (12) had more games with 2+ passing TDs and 1+ rushing TDs in his first four seasons than Murray (11).

• Joins Peyton Manning (2) and Aaron Rodgers (2) as the only players in NFL history with multiple games of 400+ passing yards, 3+ passing TDs and 1+ rushing TD.

• Only player in NFL history with 7,500+ passing yards, 45+ TD passes and 15+ TD runs in his first two NFL seasons.

• In 2020, set an NFL record for the most games (nine) with a passing and rushing TD in a single season. Has 16 such performances in 58 career games, surpassing Jim Hart for the team record (11 in 199 games).

• Only player in NFL history with both a passing and rushing TD in five consecutive games (Games 5-9) in 2020.

• In Week 7 of the 2020 season vs. Seattle, became the first player in NFL history to throw for 350+ yards and 3+ TDs while also rushing for 50+ yards and a TD in a single game.

• Just the 8th different QB in NFL history with 3,500+ passing yards and 500+ rushing yards in a season (2019 & 2020) – and just the second rookie (Cam Newton, 2011).

• Between Weeks 4-10 of the 2019 season, set an NFL rookie record with 211 consecutive pass attempts without an INT.

CARDINALS HISTORY

• Only player in franchise history to have 3,500+ passing yards in three consecutive seasons (2019-21).

• Only player in franchise history with 14,000+ passing yards and 2,000+ rushing yards in their career.

• Already owns the franchise record for rushing TDs by a QB (24) and career games with both a passing and rushing TD (16).

• Tied Kurt Warner (5 in 2009) for the most games with a passer rating of 120.0+ in a single season in 2021.

• Established a single-season franchise record with a 67.2 completion percentage (375-of-558) in 2020 which he topped in 2021 with a 69.2 completion percentage (333-of-481). His 66.7 career completion percentage is the best in franchise history.

• Set a single-season franchise record for rushing TDs (11) and rushing yards (819) by a QB in 2020.

• Has been named NFC "Offensive Player of the Week" five times, tying Kurt Warner for the most in franchise history. In 2020 became the first player in team history to earn the honor three times in a single season.

MURRAY SURPASSES 14,000 & 2,000

QB **Kyler Murray** completed 19-of-32 pass attempts for 249 yards and rushed for 33 yards and a TD on six carries to lead the Cardinals over the Falcons last week.



In the contest, Murray eclipsed 14,000 passing yards for his career. Despite making his season debut last week vs. Atlanta, Murray became just the fourth QB in NFL history with 14,000+ passing yards and 2,000+ rushing yards in their first five seasons.

NFL History

14,000+ Passing Yards & 2,000+ Rushing Yards (1st 5 Seasons)

Player (Years)	Team	Passing	Rushing	Gms
Kyler Murray (2019-23)	Arizona	14,097	2,237	58
Josh Allen (2018-22)	Buffalo	18,397	3,087	77
Cam Newton (2011-15)	Carolina	18,263	3,207	78
Russell Wilson (2011-15)	Seattle	18,193	2,689	80

24 RUSHING TDS AND COUNTING

Murray scored his first rushing TD of the 2023 season on a six-yard run last week vs. Atlanta. **It was Murray's 24th career rushing TD, further extending his franchise record for career rushing TDs by a QB.**

Franchise Record – Rushing TDs by QB (Career)

Rnk	Player (Years)	TD	Gms
1	Kyler Murray (2019-23)	24	58
2	Jim Hart (1963-88)	16	199
3	Lamar McHan (1954-58)	11	60
4t	Jake Plummer (1997-02)	10	84
4t	Neil Lomax (1981-88)	10	108
4t	Charley Johnson (1961-69)	10	87

Dating back to his rookie season in 2019, Murray's 24 rushing TDs are tied for third among NFL QBs.

NFL Leaders - Rushing TDs by QB (2019-23)

Rnk	Player (Team)	TDs	Games
1	Josh Allen (Buf)	37	75
2	Jalen Hurts (Phi)	33	54
3t	Kyler Murray (AZ)	24	58
3t	Lamar Jackson (Bal)	24	64
3t	Taysom Hill (NO)	24	70



MURRAY CRACKS THE TOP-10 FOR RUSHING TDS BY A CARDINAL

Only nine players in franchise history – at any position – have more career rushing TDs than Murray.

Franchise Record – Rushing TDs (Career)

Rnk	Player (Years)	TDs
1	Ottis Anderson (1979-86)	46
2	Wayne Morris (1976-83)	37
3t	John David Crow (1958-64)	33
3t	David Johnson (2015-19)	33
5	Stump Mitchell (1981-89)	32
6t	Johnny Roland (1966-72)	27
6t	Elmer Angsman (1946-52)	27
8	Ernie Nevers (1929-31)	26
9	Pat Harder (1946-50)	25
10t	Kyler Murray (2019-23)	24
10t	James Conner (2021-23)	24
10t	Ollie Matson (1952-58)	24
10t	Terry Metcalf (1973-77)	24
10t	Earl Ferrell (1982-89)	24
10t	Beanie Wells (2009-12)	24

ALREADY AT 84 PASSING TOUCHDOWNS

Murray has 84 passing TDs in 58 career starts. **He is just seven TD passes shy of passing Jake Plummer (90 in 84 games) for sixth place on the franchise all-time list for career TD passes.**

Franchise Record – Passing TDs (Career)

Rnk	Player (Years)	TDs	Gms
1	Jim Hart (1966-83)	209	199
2	Neil Lomax (1981-88)	136	108
3	Charley Johnson (1961-69)	108	87
4	Carson Palmer (2013-17)	105	60
5	Kurt Warner (2005-09)	100	61
6	Jake Plummer (1997-02)	90	84
7	Kyler Murray (2019-23)	84	58
8	Paul Christman (1945-49)	51	50
9	Lamar McHan (1954-58)	50	60
10	Jim Hardy (1949-51)	30	30



A DUAL THREAT UNLIKE ANY OTHER

In his first 58 career games played, Murray has 16 outings with both a passing and rushing TD. That is - already - easily the highest total in franchise history.

Franchise Record – Games w/ Rush & Pass TD (Career)

Rnk	Player (Years)	Gms	Gms Played
1	Kyler Murray (2019-23)	16	58
2	Jim Hart (1966-83)	11	199
3	Ernie Nevers (1929-31)	8	31
4	Charley Johnson (1961-69)	7	87
5	Paul Christman (1945-49)	6	50

Murray has 15 such performances over the last four seasons (2020-23). Only Buffalo's Josh Allen (22) has more such performances during that span.

NFL Leaders

Games w/ Rushing & Passing TD (2020-23)

Rnk	Player (Team)	Gms
1	Josh Allen (Buf)	22
2	Kyler Murray (AZ)	15
3	Jalen Hurts (Phi)	14
4	Ryan Tannehill (Ten)	11
5t	Lamar Jackson (Bal)	10
5t	Justin Herbert (LAC)	10

In 2020, Murray established an NFL single-season record with nine games with both a passing and rushing TD.

NFL Record – Games w/ Pass & Rush TDs (Season)

Rnk	Player (Team)	Gms	Year
1	Kyler Murray (AZ)	9	2020
2t	Cam Newton (Car)	8	2011
2t	Daunte Culpepper (Min)	8	2002
2t	Steve Grogan (NE)	8	1976
5t	Josh Allen (Buf)	7	2023
5t	Cam Newton (Car)	7	2015
5t	Michael Vick (Phi)	7	2010
5t	Kordell Stewart (Pit)	7	1997
5t	Frankie Albert (SF)	7	1948

11 GAMES WITH 2+ PASSING TDS & 1+ RUSHING TD

Murray has 11 career outings with at least two passing TDs and a rushing TD. In NFL history, only Cam Newton (16) and Josh Allen (14) had more such games in his first five seasons.

NFL History – Games w/ 2 Passing & 1+ Rushing TD (1st 5 Seasons)

Rnk	Player (Years)	Gms
1	Cam Newton (2011-15)	16
2	Josh Allen (2018-22)	14
3t	Kyler Murray (2019-23)	11
3t	Jeff Garcia (1999-03)	11
5t	Daunte Culpepper (1999-03)	10
5t	Otto Graham (1947-50)	10

MURRAY'S IMPRESSIVE GROUND GAME

Murray's first four NFL seasons resulted in four of the top six single-season rushing totals by a QB in franchise history.

Franchise Record - Rushing Yards By QB (Season)

Rnk	Player (Year)	Yds
1	Kyler Murray (2020)	816
2	Kyler Murray (2019)	544
3	Charley Trippi (1951)	501
4	Timm Rosenbach (1990)	470
5	Kyler Murray (2021)	423
6	Kyler Murray (2022)	418

MURRAY AND THE 100-YARD MARK

There have been three 100-yard rushing performances by a QB in franchise history and Murray accounted for two of those.

Rushing Yards By QB – Single Game (All-Time)

Rnk	Player	Yds	Opponent
1	Charley Trippi	145	12/16/51 @ Chicago
2	Kyler Murray	106	11/8/20 vs. Miami
3	Kyler Murray	100	10/16/22 @ Seattle
4	M.C. Reynolds	99	11/2/58 vs. Philadelphia
5	Kyler Murray	93	10/6/19 @ Cincinnati

Murray owns three of the seven longest runs by a QB in Cardinals history, including a career-long 57-yarder that is the second-longest in team annals.

Franchise Record - Longest Runs By Quarterback (All-Time)

Rnk	Player	Dist	Opponent
1	Charley Trippi	59†	10/5/52 vs. Chi
2	Kyler Murray	57	12/25/21 vs. Ind
3	M.C. Reynolds	50	11/2/58 vs. Phi
4	Kyler Murray	48	10/4/20 at Car
5t	Joshua Dobbs	44	9/24/23 vs. Dal
5t	Sam Etcheverry	44	12/17/61 vs. Pit
7	Kyler Murray	42	10/16/22 @ Sea



TDS BY THE BUNCH

Murray has had seven games with 4+ TDs in his career.

Murray Career Games with 4+ Combined TDs

TD	Opponent	Pass/Rush
5	9/12/21 @ Ten	4/1
4	12/5/21 @ Chi	2/2
4	10/17/21 @ Cle	4/0
4	9/19/21 vs. Min	3/1
4	12/20/20 vs. Phi	3/1
4	11/8/20 vs. Mia	3/1
4	10/25/20 vs. Sea	3/1

In 2021, Murray (2) joined Carson Palmer (3 in 2015) as the only players in Cardinals history with multiple games of at least four TD passes in a single season.

In franchise history, only Charley Johnson (4), Jim Hart (3) and Carson Palmer (3) had more games with at least four TD passes in their career than Murray has in his first 58 games.

Franchise History – Games w/4+ TD Passes (Career)

Rnk	Player (Years)	4+	Gms
1	Charley Johnson (1961-69)	4	108
2t	Carson Palmer (2013-17)	3	60
2t	Jim Hart (1966-83)	3	199
4t	Kyler Murray (2019-23)	2	58
4t	Kurt Warner (2005-09)	2	61
4t	Jake Plummer (1997-02)	2	84
4t	Lamar McHan (1954-58)	2	60

The Cardinals Week 8 matchup at Minnesota in 2022 was Murray's 12th with at least three TD passes. *Just 58 games into his career, only five players in franchise history have more games with at least three TD passes than Murray.*

Franchise Record – Games w/3+ TD Passes

Rnk	Player (Years)	3+	Gms Played
1	Neil Lomax (1981-88)	15	108
2	Charley Johnson (1961-69)	14	87
3t	Jim Hart (1966-83)	13	199
3t	Carson Palmer (2013-17)	13	60
3t	Kurt Warner (2005-09)	13	61
6	Kyler Murray (2019-23)	12	58

13 GAMES WITH AT LEAST 300

Murray has thrown for 300+ yards in a game 13 times in his career. Only four players in franchise history have more career 300-yard passing performances than Murray has in his first 58 games played.

Franchise Record – Games 300+ Passing Yards

Rnk	Player (Years)	300+	Gms
1	Carson Palmer (2013-17)	25	60
2	Kurt Warner (2005-09)	22	61
3	Neil Lomax (1981-88)	18	108
4	Jim Hart (1966-83)	14	199
5	Kyler Murray (2019-23)	13	58


Murray Career 300-Yard Passing Performances

Yards	Opponent
406	12/20/20 vs. Phi
400	9/19/21 vs. Min
383	12/13/21 vs. LAR
380	10/11/20 @ NYJ
360	10/25/20 vs. Sea
349	9/15/19 @ Bal
340	10/13/19 vs. Atl
326	10/30/22 @ Min
325	12/29/19 @ LAR
324	11/10/19 @ TB
316	9/26/21 @ Jax
314	9/25/22 vs. LAR
308	9/8/19 vs. Det

Murray is one of just four QBs in franchise history with multiple games of 400+ passing yards.

Franchise History – Games w/ 400+ Passing Yards

Rnk	Player (Years)	Gms
1	Carson Palmer (2013-17)	3
2t	Kyler Murray (2019-23)	2
2t	Kurt Warner (2005-09)	2
2t	Neil Lomax (1981-88)	2
5t	Matt Leinart (2006)	1
5t	Jake Plummer (1997-02)	1
5t	Boomer Esiason (1996)	1
5t	Dave Krieg (1995)	1
5t	Steve Beuerlein (1993-94)	1
5t	Charley Johnson (1961-69)	1



JAMES CONNER - AT A GLANCE



- Signed a one-year contract with the Cardinals on 4/13/21 as an unrestricted free agent following four seasons (2017-20) with Pittsburgh. Re-signed with Arizona in March of 2022, agreeing to a three-year contract.

- He is a two-time Pro Bowl selection (2018, '21), two-time Player of the Week (Week 8 of 2018; Week 8 of 2019) and one-time Player of the Month (October of 2018) selection.

CARDINALS HIGHLIGHTS

- Earned Pro Bowl honors for the second time in his career during his first season with Arizona in 2021, becoming just the fifth Cardinals RB to be named to the Pro Bowl during his first season with the team: Ollie Matson (1952), Johnny Roland (1966), Ottis Anderson (1979) and Johnny Johnson (1990).

- Has scored 28 TDs in his first 34 games with Arizona. In franchise history only RB David Johnson (34) had more TDs in his first 34 games with the team. Conner's 28 TDs rank fourth in the NFL from 2021-23. His 24 rushing TDs through 34 games as a Cardinal are tied for 10th place on the franchise all-time list for career rushing TDs.

- Finished the 2022 season with 1,082 scrimmage yards and eight TDs in 13 games. It marked his second consecutive season with 1,000+ scrimmage yards in Arizona, after posting just one 1,000-yard campaign in four years with Pittsburgh.

- In 2022 had a streak of six consecutive games with a TD (Games 10-15), tying the third longest streak in team history. In the Cardinals first 101 seasons (1920-20) as an NFL franchise, a player had a streak of six consecutive games with a TD in a single season just twice. Conner has had a streak of 6+ games in each of the last two seasons.

- Rushed for two TDs in a Week 10 win at the Los Angeles Rams in 2022, marking the 13th game of his career with two-or-more TDs. Since entering the NFL in 2017, his 13 games with two-or-more TDs is tied for the sixth-most league-wide among RBs.

- Earned Pro Bowl honors in 2021 after playing in 15 games (six starts) during the regular season, finishing the year with 752 yards and 15 rushing TDs on 202 rushing attempts while adding 37 receptions for 375 yards and three TDs. Also scored the Cardinals lone TD in the Wild Card matchup.

- His 18 total TDs in 2021 marked the second-highest single-season total in Cardinals history and ranked third in the NFL that year. His 15 rushing TDs also represented the second-highest single-season total in team annals and ranked second in the NFL.

- All 18 of his TDs during the 2021 regular season came in his final 13 games played. Had six games with multiple TDs in '21, joining RB David Johnson (8 in 2016) as the only players in franchise history to have at least six such performances in a single season.

- Had at least one TD (rushing or receiving) in seven consecutive games (Games 7-13) in 2021, tied for the longest streak in franchise history. Included in that stretch was a streak of five straight games with a rushing TD, tying the longest such streak in team history.

CAREER/PERSONAL HIGHLIGHTS

- Earned his first career Pro Bowl selection with the Steelers in 2018, when he rushed for 12 TDs (third in the NFL) and 973 yards on 215 carries (4.5 avg.) while catching 55 passes for 497 yards a TD in just 13 games.

- With the Steelers, appeared in 50 games (33 starts) and ran for 2,302 yards and 22 TDs on 532 carries (4.3-yard avg.) along with 124 receptions for 963 yards and four TDs.

- After tearing his MCL during the first game of his junior year at the University of Pittsburgh (2015), attended rehab and began experiencing excessive fatigue and other concerning symptoms, leading doctors to perform a chest X-ray that revealed Hodgkin's Lymphoma. He endured 12 rounds of chemotherapy and completed his last chemo appointment on May 9, 2016. On May 23, 2016, he announced that he was cancer free.

- The doctor who treated Conner, Dr. Stanley Marks, started the Stanley M. Marks Blood Cancer Research Fund and at his annual fundraiser gives out the "James Conner Courage Award." Conner was on hand in 2022 to present the award to Carrie Richards, one of the nurses who helped in his treatment and later went through the same diagnosis.

- Played in 39 games in four seasons at Pitt (2013-16), and left ranked second in school history in rushing yards (3,733), total TDs (56) and rushing TDs (52), trailing only Tony Dorsett in all three.

#6 EXCEEDS 1,000 FOR SECOND STRAIGHT YEAR

RB James Conner finished the 2022 season with 1,082 scrimmage yards in 13 games played.

After posting 1,000+ scrimmage yards just once in his first four NFL seasons (2017-20) with Pittsburgh, Conner surpassed 1,000 scrimmage yards in both seasons with the Cardinals (1,127 in 2021).

Conner rushed for 782 yards and seven TDs on 183 carries (4.3 avg.) in 2022. His 782 rushing yards were the second-best single-season total of his career (973 in 2018).

A STRONG FINISH IN 2022

Conner had his six best rushing yardage totals of the season in his last seven games played.

In that seven-game stretch, Conner rushed for 537 yards and six TDs on 122 carries (4.4 avg.).

After posting 75+ rushing yards just twice in his first 23 games with the Cardinals, Conner had 75+ rushing yards in four of his last five games played in 2022.



CONNER UPS THE SCORING IN ARIZONA

Since joining Arizona in 2021, Conner has 28 TDs. Only three players in the NFL have more scrimmage TDs over the last three seasons (2021-23).

NFL Leaders - Total Scrimmage TDs (2021-)

Rnk	Player (Team)	TDs	Rush	Rec
1	RB Austin Ekeler (LAC)	43	29	14
2	QB Jalen Hurts (Phi)	30	30	0
3	RB Joe Mixon (Cin)	29	24	5
4t	RB James Conner (AZ)	28	24	4
4t	WR Davante Adams (LV)	28	0	28
4t	WR Stefon Diggs (Buf)	28	0	28
4t	RB Christian McCaffrey (SF)	28	18	10

28 TOUCHDOWNS IN 34 GAMES WITH ARIZONA

Conner has 28 total TDs in 34 regular season games with the Cardinals. That is the second-most in franchise history in a player's first 34 games with the team.

Franchise Record - Scrimmage TDs in 1st 34 Games w/ Team

Rnk	Player (Years)	TDs
1	RB David Johnson (2015-17)	34
2	RB James Conner (2021-23)	28
3	HB Mal Kutner (1946-48)	27
4	HB Ernie Nevers (1929-31)	26
5	HB John David Crow (1958-61)	22

Despite having played in just 34 games with Arizona, Conner's 24 rushing TDs are tied for 10th in franchise history.

Franchise Record - Rushing TDs (Career)

Rnk	Player (Years)	TDs
1	Ottis Anderson (1979-86)	46
2	Wayne Morris (1976-83)	37
3t	John David Crow (1958-64)	33
3t	David Johnson (2015-19)	33
5	Stump Mitchell (1981-89)	32
6t	Johnny Roland (1966-72)	27
6t	Elmer Angsman (1946-52)	27
8	Ernie Nevers (1929-31)	26
9	Pat Harder (1946-50)	25
10t	James Conner (2021-23)	24
10t	Kyle Murray (2019-23)	24
10t	Ollie Matson (1952-58)	24
10t	Terry Metcalf (1973-77)	24
10t	Earl Ferrell (1982-89)	24
10t	Beanie Wells (2009-12)	24

SIX GAMES WITH MORE THAN ONE

Despite having played just 34 games with Arizona, only four players in franchise history have more games with multiple rushing TDs than Conner (6).

Franchise Record - Games w/ 2+ Rushing TDs (Career)

Rnk	Player (Years)	Gms	Gms Played
1	David Johnson (2015-19)	8	62
2t	Stump Mitchell (1981-89)	7	116
2t	Johnny Roland (1966-72)	7	96
2t	Ernie Nevers (1929-31)	7	31
5t	James Conner (2021-23)	6	34
5t	Ottis Anderson (1979-86)	6	99
5t	John David Crow (1958-64)	6	69

CONNER GOES STREAKING - AGAIN

Conner had at least one TD (rushing or receiving) in six consecutive games (Games 10-15) in 2022. *In the Cardinals first 101 seasons (1920-2020) as an NFL franchise, a player had a streak of six consecutive games with a TD in a single season just twice. Conner has had a streak of 6+ games in each of the last two seasons.*

Franchise Record - Consecutive Games w/ TD

Rnk	Player (Year)	Gms	Game #s
1t	James Conner (2021)	7	Games 7-13
1t	John David Crow (1959-60)	7	Games 11-12 in '59; Games 1-5 in '60
3t	James Conner (2022)	6	Games 10-15
3t	Anquan Boldin (2008)	6	Games 2-4; 7-9
5t	16 times	5	



BUDDA BAKER - AT A GLANCE

• Selected by the Cardinals in the second round (36th overall) of the 2017 NFL Draft out of Washington, Baker has appeared in 98 games (88 starts) during the regular season.

• A five-time Pro Bowl selection, three-time All-Pro honoree, one-time NFC Defensive Player of the Month (Oct. 2020) and one-time NFC Defensive Player of the Week (Week 6 in 2020).

NFL LEADER

• The 2022 season marked his fourth season with 100+ tackles. Dating back to his first season as a starter in 2018, Baker is the only DB in the NFL with at least four seasons of 100+ tackles.

• Since entering the league in 2017, leads all NFL DBs in total tackles (669) and solo tackles (477) which are 39 and 40 more than the players who ranks second, respectively (Jordan Poyer - 630 and Harrison Smith - 437).

CARDINALS HISTORY

• Voted a team captain for the fourth consecutive year (2020-23) and earned his fifth Pro Bowl selection as a starter (fourth consecutive at safety) in 2022.

• Became just the third player in Cardinals history to receive at least five Pro Bowl selections in his first six NFL seasons joining Patrick Peterson (6) and Ollie Matson (6).

• Led the team with 111 tackles in just 15 games in 2022, adding seven passes defended, two INTs, two QB hits and a fumble recovery.

• In 2021, was named a team captain and earned Pro Bowl and second-team All-Pro honors after posting 98 tackles and establishing career-best marks in INTs (three) and passes defended (seven). Also added a fumble recovery, six tackles for loss and three QB hits.

• Named a team captain for the first time, earned first-team All-Pro honors and was selected to his third Pro Bowl (second consecutive at safety) in 2020, joining CB Patrick Peterson (4) as the only players in Cardinals history to earn at least three Pro Bowl selections before their 25th birthday. Matched a team high and tied for the NFL lead among DBs with 118 tackles while adding seven tackles for loss, 2.0 sacks, three QB hits, two INTs, six passes defended and a forced fumble over 15 games.

• Earned his second Pro Bowl nod (first at safety) in 2019 becoming the first player in franchise history selected to the Pro Bowl as a special teamer and as a position player. Started all 16 games and led all NFL DBs with a career-high 147 tackles (including a league-high 104 solo tackles) and posted seven tackles for loss, six passes defended, six QB hits, a half-sack, a forced fumble and a fumble recovery.

• In 2018, appeared in 14 games (13 starts) and totaled 107 tackles, eight tackles for loss, 2.0 sacks, three QB pressures, four QB hits, two passes defended, a forced fumble and two fumble recoveries (one returned 36 yards for his first career TD); one of just three NFL safeties with 100+ tackles, 2.0+ sacks and 8+ tackles for loss in 2018, according to league statistics.

• Named first-team All-Pro and was voted to the Pro Bowl for his work on special teams as a rookie in 2017 after he led the Cardinals and ranked third in the NFL with 16 special teams tackles. One of just four rookies named to the Pro Bowl in 2017 and became just the fifth Cardinals rookie since the 1970 merger to be named to the Pro Bowl.

• Became the fourth player in Cardinals history to be voted "NFC Defensive Player" of the Month (October, 2020) with 31 tackles, 2.0 sacks, two INTs (90 return yards), three tackles for loss, three QB hits, two passes defended and a forced fumble in three games.

PERSONAL

• During a remarkable prep career at Bellevue High School, won five team state titles (three in football, two in track & field) and eight individual state titles in track & field. In football, he played safety, running back and return specialist on a team that won 42 consecutive games and three consecutive 3A Washington State Championships. Won both the Seattle Times State Football Player of the Year and Male Athlete of the Year as a senior in 2013.

• Rushed for 101 yards and a score in the 2013 state title game. Scored on a 61-yard run and a 71-yard punt return in the 2012 state championship game. Scored on an 89-yard kickoff return in Bellevue's 2011 state title victory.

• Given first name is Bishard. Nicknamed "Budda" by his mother and aunt when he was a child and the name stuck.



BAKER REACHES 100 FOR THE FOURTH TIME

Pro Bowl S Budda Baker posted 111 tackles in 15 games played in 2022 before a shoulder injury forced him to miss the final two games of the season. Through Week 16, his 111 tackles ranked fourth among NFL DBs.

2022 NFL Leaders - Tackles by DB (Thru Week 16)

Rnk	Player (Team)	Tkl
1	Jalen Pitre (Hou)	126
2t	Julian Love (NYG)	112
2t	Jonathan Owens (Hou)	112
4	Budda Baker (AZ)	111
5	Derwin James, Jr. (LAC)	109

The 2022 season was Baker's fourth with 100+ tackles: 102 in 2018, 147 in 2019 and 118 in 2020.

Dating back to his first season as a starter in 2018, Baker is the only defensive back in the NFL with at least four seasons of 100+ tackles.

NFL Leaders - Seasons w/ 100+ Tackles by DB (2018-23)

Rnk	Player (Team)	100+
1	Budda Baker (AZ)	4
2t	Derwin James (LAC)	3
2t	Jessie Bates III (Cin)	3
2t	Jordan Poyer (Buf)	3
2t	John Johnson (LAR/Cle)	3

BAKER STEALS SECOND OF THE SEASON IN DENVER

Baker recorded his second INT of 2022 when he picked off a Brett Rypien pass at the AZ 1-yard line late in the third quarter at Denver in Week 15.

After going without an INT in his first 50 career games, Baker has seven INTs in his last 48 games played.



BAKER EARNS 5TH PRO BOWL SELECTION

S Budda Baker was selected as a starter for the NFC squad in the Pro Bowl in 2022.

• Named to his 5th Pro Bowl and 4th consecutive selection at safety after being chosen as a special teamer during his rookie campaign in 2017.

• Became just the third player in Cardinals history to receive at least five Pro Bowl nods in his first six NFL seasons joining Patrick Peterson (6) and Ollie Matson (6).

• Became just the third player in franchise history named to the Pro Bowl as a safety at least four times joining Hall of Famer Larry Wilson (8) and Adrian Wilson (5).

• Is the only safety in the NFL named to the Pro Bowl each of the last four seasons (2019-22).

• Only two other active DBs have earned at least five Pro Bowl selections in their first six NFL seasons - CBs Patrick Peterson (6) and Jalen Ramsey (5). Just two active NFL DBs have more career Pro Bowls than Baker: Peterson (8) and S Harrison Smith (6).



TWO SAFETIES TOP 105 TACKLES IN 2022

S Budda Baker (111) and S Jalen Thompson (109) both totaled over 105 tackles during the 2022 campaign. Baker (7th) and Thompson (8th) both finished in the top 10 in tackles among DBs in 2022.

2022 NFL Leaders - Tackles by DBs

Rnk	Player (Team)	Tkl
1	Jalen Pitre (Hou)	147
2	Jonathan Owens (Hou)	125
3	Richie Grant (Atl)	122
4	Julian Love (NYG)	116
5	Derwin James, Jr. (LAC)	115
6	Rayshawn Jenkins (Jax)	112
7	Budda Baker (AZ)	111
8	Jalen Thompson (AZ)	109
9	L'Jarius Snead (KC)	108
10	Kevin Byard (Ten)	106

Some highlights of the duo's significant season in the secondary:

• Among DBs, Baker and Thompson were one of two sets of teammates to each register 105+ tackles in 2022 (S Jalen Pitre & S Jonathan Owens, Hou).

• It marked Thompson's second consecutive season with 105+ tackles (121 in 2021) and Baker's third time accomplishing the feat (147 in 2019 and 118 in 2020).

• Baker and Thompson were the first pair of Cardinals DBs since at least 2000 to each register 105+ tackles in a single season.

• Arizona has had a DB register 105+ tackles in each of the past five seasons (2018-22).



MATT PRATER - AT A GLANCE



- A two-time Pro Bowl selection (2013; 2016), Prater joined the Cardinals in 2021 after 14 seasons with the Lions (2014-20), Broncos (2007-13) and Falcons (2007).
- Has made 391-of-468 FG attempts (83.5%) and 565-of-581 PATs (97.2%) in his 243 career games after entering the league as an undrafted rookie free agent with Detroit in 2006.
- Leads all active NFL players with 1,738 career points. In 2023, he became just the 19th player in NFL history – and the only active player – to reach 1,700 career points.
- Holds NFL records for career FGs of 50+ yards (76), most PATs in a single season (75), consecutive made FGs of 50+ yards (14), consecutive FG conversions of 55+ yards (seven) and previously held the league record for the longest FG made (64 yards). Prater (3) joins Brett Maher (3) as the only players in NFL history with multiple made FGs of 62+ yards.
- Has made 76-of-101 FG attempts from 50+ yards and his 75.2% success rate is the best in NFL history (min. 40 attempts). His seven career FGs of 59+ yards are the most in NFL history as are his 10 seasons with at least five made FGs of 50+ yards. Has made 5+ FGs of 50+ in each of the last five seasons.
- Set the franchise record for made FGs of 50+ yards with 17 in his first 40 games played with Arizona, passing Neil Rackers (16 in 100 games).
- In Cardinals history, a player has had at least five made FGs of 50+ yards in a season five times, and Prater is responsible for three of those campaigns (7 in 2021; 5 in 2022 & 2023).

• In his first season with Arizona in 2021, established a franchise record and tied his career high with seven made FGs of 50+ yards during the regular season, including a franchise record 62-yarder in Week 2 vs. Minnesota (tied his own record Week 3 of 2023 vs. Dallas). In the Wild Card matchup vs. the Rams, connected on the longest FG (55 yards) in franchise postseason history.

• Ended the 2021 season with 137 total points (30 FG, 47 PAT), the second-highest single-season total in franchise history. It was his 11th career season with 100+ points, the most among active players.

• Holds the franchise record for longest FG with Arizona (62 yards, twice), Denver (64) and Detroit (59, twice).

• Has connected on all 17 game-winning FG attempts with two minutes or less remaining in the fourth quarter and OT (12-of-12 in regulation and 5-of-5 in OT). Most recent game-winner came last week when he connected on a 23-yarder as time expired to give the Cardinals a 25-23 victory over the Falcons.

• Named Special Teams Player of the Month four times and Special Teams Player of the Week 15 times, trailing only Adam Vinatieri (19) for the most Special Teams Player of the Week awards in NFL history. Prater is the only player in NFL history to win the award three times with three different teams (Denver - 7, Detroit - 5, Arizona - 3).

SUCCESS WEEK IN AND WEEK OUT

Prater has been named Special Teams Player of the Month four times and Special Teams Player of the Week 15 times, trailing only Adam Vinatieri (19) for the most "Special Teams Player of the Week" awards in NFL history.

Prater's career Special Teams Player of the Week Awards:

Date	FG	PATs
vs. Tampa Bay (10/5/08)	3-3	10
vs. New York Giants (11/26/09)	4-4	14
vs. Chicago (12/11/11)	2-3	7
vs. Oakland (9/30/12)	3-3	13
vs. Tennessee (12/8/13)	3-3	15
at Minnesota (11/6/16)	3-3	10
vs. Minnesota (11/24/16)	3-3	10
at New Orleans (12/4/16)	5-5	16
vs. Arizona (9/10/17)	1-1	5
at Green Bay (12/30/18)	1-1	7
at Arizona (9/27/20)	4-4	14
vs. Washington (11/15/20)	3-3	12
at Cleveland (10/17/21)	3-3	13
at Dallas (1/9/22)	4-4	13
vs. Dallas (9/24/23)	3-3	10



Three of Prater's Special Teams Player of the Week Awards have come as a member of the Cardinals. He was named NFC Special Teams Player of the Week twice in 2021 (Weeks 6 and 17) and once in 2023 (Week 3).

PRATER DIGS THE LONG BALL

K Matt Prater ended the first half of the Cardinals Week 3 victory over the Cowboys with a 62-yard FG, tying his own record for the longest FG in franchise history. He also had a 62-yarder vs. Minnesota on 9/19/21.

Last week vs. Atlanta, Prater hit a 56-yard FG. In the Cardinals first 101 seasons as an NFL franchise (1920-2020), there were six made FGs of 56+ yards. In Prater's 40 games played with Arizona, he has connected on five such FGs.

Franchise Record – Longest Field Goal

Rnk	Player	Dist	Opponent
1t	Matt Prater	62	9/24/23 vs. Dal
1t	Matt Prater	62	9/19/21 vs. Min
3	Jay Feely	61	10/14/12 vs. Buf
4	Chandler Catanzaro	60	9/25/16 at Buf
5t	Matt Prater	57	1/1/23 at Atl
5t	Zane Gonzalez	57	9/13/20 at SF
5t	Phil Dawson	57	11/26/17 vs. Jax
8t	Matt Prater	56	11/12/23 vs. Atl
8t	Matt Prater	56	12/25/22 vs. TB
8t	Zane Gonzalez	56	9/13/20 @ SF
8t	Chandler Catanzaro	56	12/11/16 @ Mia



The 56-yarder vs. the Falcons was Prater's 22nd made FG of 55+ yards in his career. That passed Jets K Greg Zuerlein (21) for the most such FGs in NFL history.

NFL History - FGs of 55+ Yards

Rnk	Player	FGs
1	Matt Prater (2007-)	22
2	Greg Zuerlein (2012-)	21
3	Justin Tucker (2012-)	18
4t	Sebastian Janikowski (2000-18)	14
4t	Jason Myers (2015-)	14

PRATER ONE OF JUST TWO IN NFL HISTORY WITH 3 FGs OF 60+

There have been just 15 made FGs of at least 62 yards in NFL history. Prater - who owns the second-longest FG in NFL history (64 yards) - has three of them. He joins Brett Maher (3) as the only kickers in league history with multiple FGs of 62 yards or longer.

NFL History - Longest Made Field Goal

Rnk	Player (Team)	Dist	Opponent
1	Justin Tucker (Bal)	66	9/26/21 at Detroit
2	Matt Prater (Den)	64	12/8/13 vs. Tennessee
3t	Brett Maher (Dal)	63	10/20/19 vs. Philadelphia
3t	Graham Gano (Car)	63	10/7/18 vs. NY Giants
3t	David Akers (SF)	63	9/9/12 at Green Bay
3t	Sebastian Janikowski (Oak)	63	9/12/11 at Denver
3t	Jason Elam (Den)	63	10/25/98 vs. Jacksonville
3t	Tom Dempsey (NO)	63	11/8/70 vs. Detroit
9t	Matt Prater (AZ)	62	9/24/23 vs. Dallas
9t	Matt Prater (AZ)	62	9/19/21 vs. Minnesota
9t	Harrison Butker (KC)	62	10/16/22 vs. Buffalo
9t	Brett Maher (Dal)	62	10/13/19 at N.Y. Jets
9t	Brett Maher (Dal)	62	12/9/18 vs. Philadelphia
9t	Stephen Gostkowski (NE)	62	11/19/17 at Oakland
9t	Matt Bryant (TB)	62	10/22/06 vs. Philadelphia

NFL'S ACTIVE SCORING LEADER

After connecting on all three of his FG attempts and his one PAT in Week 3 vs. the Cowboys, K Matt Prater surpassed 1,700 points for his career. He is currently the NFL's active leader in career points (1,738).



Active NFL Leaders – Career Points

Rnk	Player (Team)	Points
1	Matt Prater (AZ)	1,738
2	Nick Folk (Ten)	1,593
3	Justin Tucker (Bal)	1,582
4	Graham Gano (NYG)	1,356
5	Greg Zuerlein (NYJ)	1,321

After scoring 13 points vs. Atlanta last week (4-of-4 on FGAs, 1 PAT), Prater passed Norm Johnson (1,736) for 16th place on the NFL's all-time scoring list.

NFL Record - Career Points (All-Time)

Rnk	Player (Years)	Points	FGs
1	Adam Vinatieri (1996-2019)	2,673	599
2	Morten Anderson (1982-2007)	2,544	565
3	Gary Anderson (1982-2004)	2,434	538
4	Jason Hanson (1992-2012)	2,150	495
5	John Carney (1988-2010)	2,062	478
6	Matt Stover (1991-2009)	2,004	471
7	George Blanda (1949-75)	2,002	335
8	Jason Elam (1993-2009)	1,983	436
9	John Kasay (1991-2011)	1,970	461
10	Robbie Gould (2005-22)	1,961	447
11	Mason Crosby (2007-22)	1,918	395
12	Sebastian Janikowski (2000-18)	1,913	436
13	Stephen Gostkowski (2006-20)	1,875	392
14	Phil Dawson (1999-2018)	1,847	441
15	Matt Bryant (2002-19)	1,758	397
16	Matt Prater (2007-)	1,738	391

QUARTERBACKS

Kyler Murray – Won the 2018 Heisman Trophy, selected ninth overall in the 2018 MLB Draft and first overall in the 2019 NFL Draft, earned 2019 AP NFL Offensive Rookie of the Year, is a two-time Pro Bowler and four-time team captain.

Clayton Tune – Scored his first career TD, a one-yard run, last week vs. Atlanta. Made his first NFL start Week 9 at Cleveland. Arizona's fifth-round (139th overall) draft choice out of Houston. Played 47 games and completed 956-of-1,497 passes for 11,994 yards and 104 TDs with the Cougars.

RUNNING BACKS

James Conner – Two-time Pro Bowler (2018, 2021) who signed with Arizona in 2021 after four seasons (2017-20) with Pittsburgh. Has scored 28 TDs in 34 games with the Cardinals.

Emari Demercado – Led the team with 78 rushing yards in Week 8 vs. Baltimore and 58 rushing yards in Week 7 at Seattle. Has the second-most rushing yards (195) among undrafted rookies this season. Had 338 career carries for 1,615 yards and 10 TDs during his career at TCU.

Keaontay Ingram – Selected by Arizona in the sixth round (201st overall) in 2022 out of USC. Had a career-high 40 rushing yards on 10 carries in Week 6 in Los Angeles.

TIGHT ENDS

Elijah Higgins – Claimed off of waivers from Miami by Arizona on 8/30/23. Led Stanford in 2022 in receptions (59) and receiving yards (704). Has appeared in each of the last four games on offense and special teams.

Trey McBride – Had 131 receiving yards last week vs. the Falcons, the most by a Cardinals TE since 1970. Set a single-game franchise record for TEs with 10 receptions in Week 8 against Baltimore. Originally a second-round draft pick by Arizona in 2022 out of Colorado State.

Geoff Swaim – Signed with AZ on 7/25/23. A nine-year NFL veteran who has played 96 career games (61 starts) with the Cowboys (2015-18), Jaguars (2019), Titans (2020-22) and Cardinals (2023). Has 105 career receptions for 795 yards.

Blake Whiteheart – Signed with AZ as an undrafted rookie free agent out of Wake Forest on 5/1/23 and was promoted to the active roster on 10/24/23. Played five seasons (2018-22) for the Demon Deacons and appeared in 50 games with 44 receptions for 541 yards and six TDs.

WIDE RECEIVERS

Marquise Brown – Played three seasons (2019-21) in Baltimore before being acquired by Arizona in a draft-day trade in 2022. Leads the team in receptions (43), receiving yards (468) and TD catches (four) in 2023. Has caught 28 TD passes in his career, only two 2019 draft picks have more TD catches (A.J. Brown - 41, DK Metcalf - 37).

Greg Dortch – Had a 49-yard punt return last week vs. Atlanta, marking the longest by a member of the Cardinals since 2014. Has returned 18 punts for 193 yards and eight kicks for 135 yards in 2023. Set career-highs in receptions (52) and receiving yards (467) with Arizona in 2022.

Rondale Moore – Has 147 rushing yards this season and 218 in his career both of which are the second-most by a WR in franchise history. Originally a second-round pick by Arizona in 2021 out of Purdue.

Zach Pascal – Has 169 receptions for 2,047 yards and 16 TDs over 90 games played (46 starts) with Indianapolis (2018-21), Philadelphia (2022) and Arizona (2023).

Michael Wilson – Had seven catches for 76 yards and two TDs in Week 4 at SF becoming just the third Cardinals rookie

in the last 20 years to have multiple TD catches in a game. His 435 receiving yards are the seventh-most among rookies in 2023. Selected by AZ in the third round out of Stanford.

OFFENSIVE LINE

Kelvin Beachum – Selected by Pittsburgh in the seventh round (248th overall) in 2012 and has started 148 of 156 games played with the Steelers (2012-15), Jaguars (2016), Jets (2017-19) and Cardinals (2020-23). Only player to start every game on offense for Arizona in 2022.

Trystan Colon – Claimed off waivers by Arizona from the Jets on 8/30/23. Made his AZ debut 11 days later at Washington. Started the past two weeks at LG and appeared in the first eight games (two starts) this season. Spent first three NFL seasons with Baltimore (2020-22) where he appeared in 20 games, including three starts at RG and one at C.

Dennis Daley – Joined the Cardinals as a free agent after four seasons with the Panthers (2019-21) and Titans (2022) where he appeared in 51 games (36 starts). Helped pave the way for Derrick Henry to rush for 1,538 yards in 2022, the second-most in the NFL. Made his first start with Arizona in Week 9 in Cleveland.

Hjalte Froholdt – Part of an offensive line that did not allow a sack in Week 2 against the Giants. Native of Denmark who entered the NFL as a fourth-round draft choice (118th overall) by New England in 2019. Has appeared in 41 games (16 starts) in five seasons with NE (2019-20), Cleveland (2021-22) and Arizona (2023). Has started every game in 2023.

Will Hernandez – Part of an offensive line that blocked for 222 yards in Week 3 vs. Dal, the most by the team in a single game since 2020. A second-round pick by the Giants in 2018, signed with Arizona as a free agent in the 2022 offseason. Has started all 23 games he has appeared in at RG for AZ.

D.J. Humphries – Cardinals first-round pick (24th overall) in 2015 out of Florida, has started all 92 NFL games played, including all 82 at LT since 2016. Longest tenured Cardinal.

Keith Ismael – Joined Arizona via waivers on 8/30/23. Appeared in 18 games (five starts) over his first two seasons in the NFL (2020-21) with Washington before spending the 2022 season on the 49ers practice squad. Made his AZ debut in Week 2 vs. NYG. Has seen action in six games in 2023.

Paris Johnson Jr. – Cardinals first-round pick (6th overall) in 2023 out of Ohio State. Appeared in 31 games (26 starts) for OSU and earned unanimous first-team All-American honors as a junior in 2022. His father, Paris Sr., was a fifth-round pick by AZ in 1999. Has started at RT in every game in 2023.

Doug Kramer Jr. – Claimed off of waivers on 11/6/23 after two seasons (2022-23) with Chicago where he appeared in one game.

Carter O'Donnell – Made his first NFL start last week vs. Atlanta. Claimed off of waivers on 9/4/23 after three seasons (2020-22) with the Colts between the active roster and practice squad. Native of Red Deer, Alberta, Canada.

SPECIALISTS

Aaron Brewer – Has played 108 games with AZ, the most of any active Cardinal. Entered the league with the Broncos as a rookie free agent and has played 172 regular season and nine playoff games with Denver (2012-15) and Arizona (2016-23).

Blake Gillikin – Signed with the team on 10/3/23. Has 28 punts for 1,416 yards (50.6 avg.) in 2023. Spent the last two seasons (2021-22) with NO and totaled 160 punts, 61 of which he placed inside the 20-yard line, for 7,527 yards (47.0 avg.).

Matt Prater – Two-time Pro Bowler (2013, 2016) and active NFL leader in career points (1,742). Holds the NFL record for FGs of 50+ yards (76). Joined Arizona in 2021 after 14 seasons with the Lions, Broncos and Falcons. Ranks 16th all-time in NFL history in career points and 15th in career FGs.



DEFENSIVE LINE

Leki Fotu – Selected by the Cardinals in the fourth round (114th overall) in 2020. Has appeared in 54 games (20 starts) for Arizona. Split a sack of Browns QB Deshaun Watson in Week 9 at Cle, giving him a career-high 1.5 this season.

Jonathan Ledbetter – Originally signed with Miami as a rookie free agent in 2019, has played in 24 games (12 starts) with the Dolphins (2019-20) and Cardinals (2021-23). Has started every game he has appeared in this season and established career highs in tackles (33) and sacks (1.5).

Roy Lopez – Has 19 tackles (one for loss) in seven games since signing with the team on 9/23/23. Tempe, AZ native who had 67 tackles, 2.0 sacks and 10 TFLs in 33 games (29 starts) with the Texans in his first two seasons (2021-22) after being selected by Houston in the sixth round in 2021.

Dante Stills – Had 1.5 sacks of QB Lamar Jackson in Week 8 vs. Baltimore, becoming just the third Cardinals rookie in the last 20 years to have multiple sacks in a game. Cards sixth-round pick in 2023 out of West Virginia. WVU's all-time leader in TFLs (52.5) and a four-time All-Big 12 honoree. Is the fourth member of his family to play in the NFL.

Kevin Strong – Five-year NFL veteran who's appeared in 45 games with Detroit (2019-21), Tennessee (2021-22) and Arizona (2023). Has 2.5 sacks in his last five games after having just one sack in the first 40 games of his career.

LINEBACKERS

Krys Barnes – Began his career as an undrafted free agent with Green Bay in 2020. Has appeared in 44 games (26 starts) and totaled 202 tackles over four seasons with the Packers (2020-22) and Cardinals (2023). Has played in nine games (two starts) for Arizona this season.

Zaven Collins – Selected by the Cardinals in the first round (16th overall) in 2021 out of Tulsa. Had an INT and a fumble recovery in Week 1, becoming the first Cardinal to do so in a game since 2016. Has 3.5 sacks this season after switching positions to OLB.

Victor Dimukeje – Selected by Arizona in the sixth round (210th overall) in 2021 out of Duke. Has played in all 10 games (four starts) in 2023. After not having a sack in his first two seasons, has with 4.0 in 2023.

Dennis Gardeck – Named a Pro Bowl alternate (special teams) in 2019 and 2022. Selected as a team captain each of the last four seasons (2020-23). Signed by Arizona as an undrafted free agent out of Sioux Falls in 2018. Leads the team with 5.0 sacks this season.

Jesse Luketa – Made the first start of his NFL career at FB in Week 5 vs. Cincinnati. Selected by Arizona in the seventh round (256th overall) in 2022 out of Penn State. A native of Ottawa, Ontario, has seen action in 14 games as a Cardinal.

BJ Ojulari – Had 2.0 sacks of Falcons QB Taylor Heinicke last week vs. Atlanta, becoming just the fourth Cardinals rookie in the last 20 years to have multiple sacks in a game. Has played in every game in 2023. Cardinals second-round pick in 2023 out of LSU. Saw action in 34 games (24 starts) and totaled 129 tackles and 16.5 sacks in three years at LSU (2020-22). Brother is New York Giants LB Azeez Ojulari.

Owen Pappoe – Cardinals fifth-round pick in 2023 out of Auburn. Started all 41 games he appeared in and racked up 256 tackles with the Tigers. Was just the fourth player in program history to be a two-time captain. Has seen action in nine games and has four special teams tackles in '23.

Cameron Thomas – A third-round pick (87th overall) out of San Diego State, played in all 17 games and had 18 tackles and 3.0 sacks as a rookie in 2022. Scored his first career TD when he recovered a QB Sam Howell fumble in Week 1. Brother, Zach, plays offensive line for the Rams.

Ezekiel Turner – Signed with Arizona as an undrafted rookie free agent out of Washington in 2018. Has blocked two punts and notched 53 special teams tackles in 73 career games. Led the team with nine tackles in Week 4 at San Francisco.

Kyzir White – Selected in the fourth round (119th overall) by LAC in 2018. Began his career with the Chargers (2018-21), before spending last season in Philadelphia. Named a team captain for the first time this season. One of two NFL players in 2023 with 85+ tackles, 2.0 sacks and an INT.

Josh Woods – Split a sack of Browns QB Deshaun Watson in Week 9 in Cleveland giving him the first partial sack of his career a week after recording the first FF of his career. Originally entered the NFL as an undrafted free agent with Chicago in 2018. Spent five seasons with Chicago (2019-21) and Detroit (2021-22) before signing with Arizona.

DEFENSIVE BACKS

Budda Baker – Arizona's 2017 second-round pick (36th overall) out of Washington is a five-time Pro Bowler (2017, '19-22), three-time team captain (2020-22) and earned 2020 first-team All-Pro honors.

Joey Blount – Signed with the team on 9/18/23 and was promoted to the active roster on 10/3/23. Forced a fumble on special teams in back-to-back games (Weeks 6-7), becoming the first Cardinal in at least the last 20 seasons to do so. Spent his rookie season with Seattle where he signed as an undrafted rookie free agent out of Virginia in 2022.

Andre Chachere – Has appeared in all 10 games (four starts) this season where he's had 20 tackles and two passes defended. San Jose State product who spent the previous two seasons with the Eagles (2021-22).

Kei'Trel Clark – Selected by Arizona in the sixth round (180th overall) in 2023 out of Louisville. Had 10 tackles and two passes defended in Week 3 vs. Dallas joining Budda Baker as the only Cardinals rookies to have 10+ tackles and two passes defended in a game since at least 1999.

Antonio Hamilton Sr. – Eight-year NFL veteran. Has appeared in 93 games (13 starts) with the Raiders (2016-17), Giants (2018-19), Chiefs (2020) and Cardinals (2021-23).

Qwuantrezz Knight – Joined Arizona's active roster on 9/18/23 from San Francisco's practice squad where he spent his rookie season (2022). Finished his college career at UCLA where he earned second-team All-Pac-12 honors in 2021. Has appeared in three games since joining Arizona.

Starling Thomas V – Made four tackles (one for loss) and one pass defended in his first NFL start in Week 7 at Seattle. Signed as an undrafted rookie free agent with Detroit before being claimed off of waivers by Arizona on 8/30/23. Earned first-team All-Conference USA honors as a senior at UAB in 2022.

Jalen Thompson – Selected by Arizona in the fifth-round of the 2019 NFL Supplemental Draft out of Washington State. Had 100+ tackles in each of the last two seasons. Had a career-long 35-yard INT return in Week 2 vs. New York.

Garrett Williams – Intercepted QB Geno Smith in his NFL debut in Week 7 at Seattle. Selected by Arizona in the third round (72nd overall) in 2023 out of Syracuse. Spent four years with the Orange and appeared in 32 games (28 starts) and registered 152 tackles and 27 passes defended.

Marco Wilson – Selected by Arizona in the fourth-round (136th overall) in 2021 out of Florida. Has started 36-of-38 games played. Had two INTs of Buccaneers QB Tom Brady in Week 16 of 2022. Led the team in INTs (3) and passes defended (10) in 2022.



CARDINALS GAME SUMMARIES



WEEK 1 Arizona Cardinals 16, Washington Commanders 20 64,693 ■ FedExField ■ Sep 10, 2023



Arizona Cardinals	3	10	3	0	—	16
Washington Commanders	7	3	0	10	—	20

The Cardinals traveled to Washington to not only open the 2023 regular season but also usher in a new era in team history. It marked the first game under first-year head coach Jonathan Gannon and general manager Monti Ossenfort as well as the Cardinals debut for 22 players, most notably starting QB Joshua Dobbs in his first game action with the club. Playing at times in both brilliant sunshine and a driving rain, Arizona took advantage of six sacks and three takeaways to claim a 16-10 lead early in the third quarter. However, the Commanders converted two second half fumbles into points and emerged with a 20-16 week 1 victory.

Washington opened the scoring on the game's third series when Sam Howell's 8-yard TD pass to WR Brian Robinson put the hosts up 7-0; the drive was aided by two personal fouls flagged against AZ along with a 37-yard defensive pass interference penalty. The Cards answered with their own scoring drive as Dobbs completions to WRs Hollywood Brown and Rondale Moore covered 29 and 31 yards, respectively and set-up Matt Prater's 28-yard FG. LB Zaven Collins halted the next Commanders' drive with an INT off Howell that set the AZ offense up at the Washington 37. The pick led to another Prater FG, this one from 54 yards that made it 7-6. The ensuing drive saw the Commanders reach the AZ19 before LB Victor Dimukeje forced an Antonio Gibson fumble that Collins recovered to kill the threat. Late in the first half, the Cardinals' third takeaway of the game put points directly on the scoreboard and put AZ up 13-7; LB Dennis Gardeck chased down Howell deep in Washington territory, forcing a fumble that LB Cameron Thomas scooped up at the 2 and took into the end zone with :55 left in the first half. That was enough time for Washington to move into position for a 30-yard Joey Slye FG that cut Arizona's lead to 13-10 on the last play before intermission.

Arizona got the ball first after halftime and Dobbs completed 7 of 9 passes for 50 yards to set up a 37-yard Prater FG that put AZ up 16-10 early in the third. It remained that way until 90 seconds remained in the quarter when the Cards faced a 3rd-n-15 at their own 35. DE Marcus Sweat hit Dobbs as he was throwing, forcing a fumble that the Commanders recovered at the 29. Six plays later, they faced a 3rd-n-goal at the 6 when Howell scrambled for the go-ahead score. With 4:44 to go and down by one, the Cards had the ball at their own 40 but a mishandled center exchange turned it over to the Commanders, who took over at the AZ22 following an unsportsmanlike penalty. Slye's 33-yard FG put Washington up 20-16 with 2:23 to play. The Cards would get no closer as the ensuing drive ended with an incompleion of 4th down.

SCORING DRIVES

TEAM	QTR	TIME	SCORING PLAY
Commanders	1	04:15	B.Robinson 7 yd. pass from S.Howell (J.Slye kick) (6-91, 3:20)
Cardinals	1	00:53	M.Prater 28 yd. Field Goal (8-64, 3:22)
Cardinals	2	13:26	M.Prater 54 yd. Field Goal (4-1, 1:20)
Cardinals	2	00:55	C.Thomas 2 yd. fumble return (M.Prater kick)
Commanders	2	00:00	J.Slye 30 yd. Field Goal (7-69, 0:55)
Cardinals	3	10:09	M.Prater 37 yd. Field Goal (11-56, 4:51)
Commanders	4	11:48	S.Howell 6 yd. run (J.Slye kick) (7-29, 3:14)
Commanders	4	02:23	J.Slye 33 yd. Field Goal (4-7, 2:15)

Team Statistics

	ARI	WAS
First Downs	13	21
3rd-Down Eff. (Made/Att/Pct)	4/14/29%	4/12/33%
4th-Down Eff. (Made/Att/Pct)	0/1/0%	0/0/0%
Total Net Yards	210	248
Total Plays	58	65
Yards Per Play	3.6	3.8
Rushes/Net Yards	25/96	28/92
Net Passing	114	156
Pass Attempts/Completions	30/21	31/19
Had Intercepted	0	1
Sacked/Yards Lost	3/18	6/46
Punts/Average	5/47.0	6/44.3
Penalties/Yards	9/122	8/70
Fumbles/Lost	3/2	2/2
Possession Time	28:36	31:24

ARIZONA CARDINALS

PASSING	ATT	CP	YDS	SK/YD	TD	LG	INT	RTG
Joshua Dobbs	30	21	132	3/18	0	31	0	78.8
TOTAL	30	21	132	3/18	0	31	0	78.8

RUSHING	ATT	YDS	AVG	LG	TD
James Conner	14	62	4.4	12	0
Marquise Brown	1	29	29.0	29	0
Rondale Moore	2	12	6.0	8	0
Joshua Dobbs	3	-3	-1.0	1	0
Keaontay Ingram	5	-4	-0.8	6	0
TOTAL	25	96	3.8	29	0

RECEIVING	NO	YDS	AVG	LG	TD
Zach Ertz	6	21	3.5	6	0
James Conner	5	8	1.6	11	0
Rondale Moore	3	33	11.0	31	0
Marquise Brown	3	28	9.3	11	0
Trey McBride	2	23	11.5	13	0
Michael Wilson	2	19	9.5	15	0
TOTAL	21	132	6.3	31	0

TOP DEFENSE	TOT	SOLO	AST	SCK	YDS	INT
Kyzir White	9	5	4	0.0	0.0	0
K'Von Wallace	7	3	4	0.0	0.0	0
Marco Wilson	6	5	1	0.0	0.0	0

FIELD GOALS	FGM/FGA	PERCENT	RESULTS
Matt Prater	3-3	100.0	28G, 54G, 37G
TOTAL	3-3	100.0	

WASHINGTON COMMANDERS

PASSING	ATT	CP	YDS	SK/YD	TD	LG	INT	RTG
Sam Howell	31	19	202	6/46	1	32	1	77.6
TOTAL	31	19	202	6/46	1	32	1	77.6

RUSHING	ATT	YDS	AVG	LG	TD
Brian Robinson Jr.	19	59	3.1	7	0
Sam Howell	2	11	5.5	6t	1
Antonio Gibson	3	9	3.0	3	0
Chris Rodriguez Jr.	3	7	2.3	3	0
Curtis Samuel	1	6	6.0	6	0
TOTAL	28	92	3.3	7	1

RECEIVING	NO	YDS	AVG	LG	TD
Curtis Samuel	5	54	10.8	32	0
Jahan Dotson	5	40	8.0	14	0
Logan Thomas	4	43	10.8	19	0
Terry McLaurin	2	31	15.5	19	0
Cole Turner	1	17	17.0	17	0
Antonio Gibson	1	10	10.0	10	0
Brian Robinson Jr.	1	7	7.0	7t	1
TOTAL	19	202	10.6	32	1

TOP DEFENSE	TOT	SOLO	AST	SCK	YDS	INT
Kamren Curl	10	6	4	0.0	0.0	0
Jamin Davis	6	4	2	0.0	0.0	0
Kendall Fuller	6	3	3	0.0	0.0	0

FIELD GOALS	FGM/FGA	PERCENT	RESULTS
Joey Slye	2-2	100.0	30G, 33G
TOTAL	2-2	100.0	

CARDINALS GAME SUMMARIES



WEEK 2

New York Giants 31, Arizona Cardinals 28

62,080 ■ State Farm Stadium ■ Sep 17, 2023



New York Giants	0	0	14	17	—	31
Arizona Cardinals	7	13	8	0	—	28

Making their regular season home debut, the Cardinals faced the Giants in week 2 at State Farm Stadium in week 2. It was truly a tale of two halves. Behind QB Josh Dobbs and a tenacious defense down four starters (including all-pro safety Budda Baker), Arizona scored 20 points in the opening two quarters while pitching a first half shutout. However, in quarters 3 & 4, the Giants outscored the hosts 31-8 enroute to a 31-28 comeback victory that evened their record at 1-1 and dropped the Cards to 0-2. RB James Conner finished with 106 rushing yards on 23 carries and a TD for the Cardinals. Dobbs was 21 of 31 for 228 yards through the air with a passing TD and another rushing while playing turnover-free football.

The first half was all Arizona, who not only led 20-0 at intermission but held decisive statistical edges in first downs (16-5), total yards (241-81) and time of possession (19:09-10:51). The only Cards possession that didn't produce points was their first on which a deep Dobbs pass to TE Zach Ertz was just inches from a huge gain down the left sideline and Matt Prater's 55-yard FG try was just wide to the left. But after forcing a 3-n-out, RB James Conner capped a 9-play, 86-yard drive with his 4-yard TD run; one of the biggest plays on it was a 21-yard completion to rookie WR Michael Wilson on 3rd-n-7 from the NY 39. A Dennis Gardeck 3rd down sack of Daniel Jones ended the next Giants possession and was followed by another lengthy AZ scoring drive. This one covered 80 yards in 7 plays and put AZ up 10-0 on the first play of the 2nd quarter when Dobbs scrambled 23 yards and bowled over a Giants defender to reach the end zone. The run was a career-long for Dobbs as well as his first career rushing TD. The ensuing Giants series reached the AZ36 but on 2nd-n-8 from there, Jones' pass attempt deflected off the hands of RB Saquon Barkley and was picked off by FS Jalen Thompson. His 35-yard return took it to the NY 34 and led to a 44-yard Prater FG that made it 20-0 with 1:09 remaining in the 2nd quarter. The Giants tried for points before intermission but a Zaven Collins sack effectively ended the half.

The New York turnaround began on the 3rd quarter's first play from scrimmage when a deep Jones completion to WR Jalin Hyatt covered 58 yards to the AZ17. Two plays later, Jones kept around the left end and scored from 14 yards out. Arizona counterpunched immediately with a 22-yard Conner run on the drive's first play. In all on the drive, Conner ran for 53 of its 75 yards and Dobbs ended it with his 3-yard TD pass to WR Hollywood Brown; a Dobbs run for a 2-point conversion made it 28-7 with 13:43 left in the third quarter. However, the Giants would storm back with consecutive TD drives of 75 and 80 yards, respectively. The first ended on a 1-yard Barkley TD run and he capped the second with his 9-yard catch of a Jones pass that trimmed Arizona's lead to 28-21 midway through the fourth. Following a 3-n-out by the Cards' offense, NY moved 64 yards in 6 plays and tied the game on a Jones TD pass of 11 yards to WR Isaiah Hodgins. Now tied at 28 with 4:25 remaining, the Giants again forced an Arizona punt. The ensuing drive started at their own 28 but moved to the AZ20 in 4 plays, setting up a 34-yard Graham Gano FG with 0:19 left that proved to be the game winner.

SCORING DRIVES

TEAM	QTR	TIME	SCORING PLAY	NYG	ARI
Cardinals	1	06:11	J.Conner 4 yd. run (M.Prater kick) (9-86, 4:41)	0	7
Cardinals	2	14:51	J.Dobbs 23 yd. run (M.Prater kick) (7-80, 3:27)	0	14
Cardinals	2	08:43	M.Prater 37 yd. Field Goal (9-54, 5:02)	0	17
Cardinals	2	01:09	M.Prater 44 yd. Field Goal (6-8, 3:11)	0	20
Giants	3	13:43	D.Jones 14 yd. run (G.Gano kick) (3-75, 1:17)	7	20
Cardinals	3	09:34	M.Brown 3 yd. pass from J.Dobbs (J.Dobbs run) (8-75, 4:09)	7	28
Giants	3	03:27	S.Barkley 1 yd. run (G.Gano kick) (12-75, 6:07)	14	28
Giants	4	08:51	S.Barkley 9 yd. pass from D.Jones (G.Gano kick) (13-80, 5:50)	20	28
Giants	4	04:25	I.Hodgins 11 yd. pass from D.Jones (G.Gano kick) (6-64, 3:06)	28	28
Giants	4	00:19	G.Gano 34 yd. Field Goal (8-56, 2:12)	31	28

Team Statistics

	Giants	Cardinals
First Downs	26	24
3rd-Down Eff. (Made/Att/Pct)	7/12/58%	4/10/40%
4th-Down Eff. (Made/Att/Pct)	1/1/100%	0/0/0%
Total Net Yards	439	379
Total Plays	67	60
Yards Per Play	6.6	6.3
Rushes/Net Yards	27/127	29/151
Net Passing	312	228
Pass Attempts/Completions	37/26	31/21
Had Intercepted	1	0
Sacked/Yards Lost	3/9	0/0
Punts/Average	3/37.0	3/48.7
Penalties/Yards	9/75	8/57
Fumbles/Lost	0/0	0/0
Possession Time	29:23	30:37

NEW YORK GIANTS

PASSING	ATT	CP	YDS	SK/YD	TD	LG	INT	RTG
Daniel Jones	37	26	321	3/9	2	58	1	103.5
TOTAL	37	26	321	3/9	2	58	1	103.5

RUSHING	ATT	YDS	AVG	LG	TD
Saquon Barkley	17	63	3.7	16	1
Daniel Jones	9	59	6.6	15	1
Matt Breida	1	5	5.0	5	0
TOTAL	27	127	4.7	16	2

RECEIVING	NO	YDS	AVG	LG	TD
Darren Waller	6	76	12.7	25	0
Saquon Barkley	6	29	4.8	10	1
Isaiah Hodgins	4	40	10.0	12	1
Parris Campbell	4	21	5.3	9	0
Darius Slayton	3	62	20.7	29	0
Jalin Hyatt	2	89	44.5	58	0
Sterling Shepard	1	4	4.0	4	0
TOTAL	26	321	12.3	58	2

TOP DEFENSE	TOT	SOLO	AST	SCK	YDS	INT
Jason Pinnock	13	10	3	0.0	0.0	0
Bobby Okereke	8	5	3	0.0	0.0	0
Xavier McKinney	7	6	1	0.0	0.0	0

FIELD GOALS	FGM/FGA	PERCENT	RESULTS
Graham Gano	1-1	100.0	34G
TOTAL	1-1	100.0	

ARIZONA CARDINALS

PASSING	ATT	CP	YDS	SK/YD	TD	LG	INT	RTG
Joshua Dobbs	31	21	228	0/0	1	23	0	99.9
TOTAL	31	21	228	0/0	1	23	0	99.9

RUSHING	ATT	YDS	AVG	LG	TD
James Conner	23	106	4.6	22	1
Joshua Dobbs	3	41	13.7	23t	1
Keaontay Ingram	2	6	3.0	5	0
Emari Demercado	1	-2	-2.0	-2	0
TOTAL	29	151	5.2	23T	2

RECEIVING	NO	YDS	AVG	LG	TD
Zach Ertz	6	56	9.3	17	0
Marquise Brown	6	54	9.0	22	1
Michael Wilson	3	56	18.7	21	0
Trey McBride	2	32	16.0	23	0
Emari Demercado	2	7	3.5	4	0
Rondale Moore	1	14	14.0	14	0
Zach Pascal	1	9	9.0	9	0
TOTAL	21	228	10.9	23	1

TOP DEFENSE	TOT	SOLO	AST	SCK	YDS	INT
K'Von Wallace	8	5	3	0.0	0.0	0
Kryss Barnes	7	6	1	0.0	0.0	0
Jalen Thompson	7	5	2	0.0	0.0	1

FIELD GOALS	FGM/FGA	PERCENT	RESULTS
Matt Prater	2-3	66.7	55WL, 37G, 44G
TOTAL	2-3	66.0	

CARDINALS GAME SUMMARIES



16

WEEK 3

Dallas Cowboys 16, Arizona Cardinals 28

62,915 ■ State Farm Stadium ■ Sep 24, 2023



28

Dallas Cowboys	3	7	3	3	—	16
Arizona Cardinals	9	12	0	7	—	28

The Cardinals entered week 3 looking for their first win of the season. Standing in their way was a 2-0 Dallas team that had won its first two games by 60 combined points (40-0 and 30-10), boasted the league's #1 defense, had not committed a turnover and led the NFL in takeaways. But like they had in the season's first two games, Arizona would find itself with a double-digit lead in the second half. This time the Cardinals would not relinquish it. Led by QB Josh Dobbs, the Cardinals offense scored on all five of its first half possessions and finished the day with 400 yards of offense including 222 on the ground. RB James Conner accounted for 116 yards from scrimmage, including 98 on 14 rushes with a TD run. The defense allowed just one TD and three FGs and came up with a huge late takeaway to seal the 28-16 victory. It marked Arizona's first win under the leadership of new GM Monti Ossefort and head coach Jonathan Gannon as well as the first career win as a starter for Dobbs.

Arizona got the ball first and on the game's second play, Dobbs kept it around the left end on a designed run, gaining 44 yards to the Dallas 29. That rush set-up a 39-yard Matt Prater FG that gave the Cards an early 3-0 lead and marked the first time the Cowboys trailed all season. After a Dallas 3-n-out, Arizona moved 82 yards in 7 plays and Conner ran it in from 5 yards out; a Cowboys penalty on the PAT try resulted in the Cards going for 2 but the run failed and the AZ lead was 9-0. Brandon Aubrey's 49-yard FG on the ensuing Cowboys drive made it 9-3 early in the opening quarter. Arizona then moved 30 yards to the Dallas 45 before hitting on another explosive play. This time WR Rondale Moore lined up in the backfield and took an inside handoff before rocketing down the middle of the field for a 45-yard TD run. Trailing 15-3, Dallas answered with 5:32 remaining in the 2nd quarter when RB Rico Dowdle scored on a 15-yard screen pass from Dak Prescott. But with 1:28 left in the half, Prater's 43-yard FG capped a 10-play, 50-yard drive that put AZ up 18-10. After the Cardinals defense forced a Dallas punt, AZ took over at its own 31 with :21 left and two timeouts. Dobbs quickly moved the Cards to the DAL44 in 4 plays and as the half expired, Prater tied his own franchise record with a 62-yard FG. The line-drive boot put Arizona up 21-10 at intermission.

Dallas opened the third quarter by driving to the AZ8 before the Cardinals defense forced them to settle for a 27-yard Aubrey FG. It was the first of four straight second half possessions that saw Dallas advance inside the Arizona 10 but they resulted in just six total points (two field goals, turnover on downs and an INT). The following Dallas drive reached the 4 but on 4th-n-3 from there, the Cards forced an incomplection to halt the threat. The Cowboys then advanced to the Arizona 8 but no further and Aubrey's 26-yard FG cut the Cardinals lead to five (21-16) with 9:33 remaining in the 4th quarter. On the very next play from scrimmage, however, Dobbs found rookie WR Michael Wilson wide open downfield and that 69-yard catch-n-run quickly set the offense up at the Dallas 7. Two plays later, Hollywood Brown hauled in a 2-yard TD pass from Dobbs on 3rd-n-goal and the Cards were up 28-16 with 7:22 left. The Cowboys responded by moving to Arizona 5 but Prescott's 3rd-n-goal pass into the middle of the end zone was intercepted by LB Kyzir White. The turnover was Dallas' first of the season and gave the ball back to the Arizona's offense with 3:00 to go. Three Conner runs and a pair of Dobbs QB keepers allowed Arizona to run out the remaining time and secure the upset win.

SCORING DRIVES

TEAM	QTR	TIME	SCORING PLAY
Cardinals	1	12:31	M.Prater 39 yd. Field Goal (6-54, 2:29)
Cardinals	1	06:12	J.Conner 5 yd. run (run failed) (7-82, 3:49)
Cowboys	1	01:48	B.Aubrey 49 yd. Field Goal (10-44, 4:24)
Cardinals	2	12:31	R.Moore 45 yd. run (pass failed) (7-75, 4:17)
Cowboys	2	05:32	R.Dowdle 15 yd. pass from D.Prescott (B.Aubrey kick) (13-75, 6:59)
Cardinals	2	01:28	M.Prater 43 yd. Field Goal (10-50, 4:04)
Cardinals	2	00:00	M.Prater 62 yd. Field Goal (5-27, 0:25)
Cowboys	3	09:27	B.Aubrey 27 yd. Field Goal (13-67, 5:33)
Cowboys	4	09:33	B.Aubrey 26 yd. Field Goal (12-56, 5:20)
Cardinals	4	07:22	M.Brown 2 yd. pass from J.Dobbs (M.Prater kick) (4-76, 2:11)

Team Statistics		Cowboys		Cardinals
First Downs	26	26	20	
3rd-Down Eff. (Made/Att/Pct)	9/16/56%	5/10/50%		
4th-Down Eff. (Made/Att/Pct)	0/1/0%	0/0/0%		
Total Net Yards	416	400		
Total Plays	75	53		
Yards Per Play	5.5	7.5		
Rushes/Net Yards	33/185	30/222		
Net Passing	231	178		
Pass Attempts/Completions	40/25	21/17		
Had Intercepted	1	0		
Sacked/Yards Lost	2/18	2/11		
Punts/Average	2/51.0	2/47.0		
Penalties/Yards	13/107	8/69		
Fumbles/Lost	0/0	0/0		
Possession Time	34:33	25:27		

DALLAS COWBOYS

PASSING	ATT	CP	YDS	SK/YD	TD	LG	INT	RTG
Dak Prescott	40	25	249	2/18	1	32	1	78.0
TOTAL	40	25	249	2/18	1	32	1	78.0

RUSHING	ATT	YDS	AVG	LG	TD
Tony Pollard	23	122	5.3	31	0
Dak Prescott	3	24	8.0	13	0
Rico Dowdle	4	21	5.3	10	0
CeeDee Lamb	2	9	4.5	9	0
Hunter Luepke	1	9	9.0	9	0
TOTAL	33	185	5.6	31	0

RECEIVING	NO	YDS	AVG	LG	TD
Michael Gallup	6	92	15.3	27	0
Jake Ferguson	5	48	9.6	12	0
CeeDee Lamb	4	53	13.3	32	0
Rico Dowdle	3	25	8.3	15t	1
Tony Pollard	3	-1	-0.3	2	0
Brandin Cooks	2	17	8.5	12	0
Hunter Luepke	1	12	12.0	12	0
Peyton Hendershot	1	3	3.0	3	0
TOTAL	25	249	10.0	32	1

TOP DEFENSE	TOT	SOLO	AST	SCK	YDS	INT
Damone Clark	9	6	3	0.0	0.0	0
Jayron Kearse	6	6	0	0.0	0.0	0
DaRon Bland	6	5	1	0.0	0.0	0

FIELD GOALS	FGM/FGA	PERCENT	RESULTS
Brandon Aubrey	3-3	100.0	49G, 27G, 26G
TOTAL	3-3	100.0	

ARIZONA CARDINALS

PASSING	ATT	CP	YDS	SK/YD	TD	LG	INT	RTG
Joshua Dobbs	21	17	189	2/11	1	69	0	120.0
TOTAL	21	17	189	2/11	1	69	0	120.0

RUSHING	ATT	YDS	AVG	LG	TD
James Conner	14	98	7.0	26	1
Joshua Dobbs	6	55	9.2	44	0
Rondale Moore	3	54	18.0	45t	1
Keaontay Ingram	5	13	2.6	8	0
Emari Demercado	2	2	1.0	2	0
TOTAL	30	222	7.4	45T	2

RECEIVING	NO	YDS	AVG	LG	TD
Marquise Brown	5	61	12.2	23	1
Rondale Moore	4	8	2.0	8	0
Michael Wilson	2	86	43.0	69	0
James Conner	2	18	9.0	10	0
Zach Ertz	2	6	3.0	5	0
Keaontay Ingram	1	8	8.0	8	0
Trey McBride	1	2	2.0	2	0
TOTAL	17	189	11.1	69	1

TOP DEFENSE	TOT	SOLO	AST	SCK	YDS	INT
Kyzir White	14	8	6	0.0	0.0	1
Kei'Trel Clark	10	8	2	0.0	0.0	0
Jalen Thompson	8	5	3	0.0	0.0	0

FIELD GOALS	FGM/FGA	PERCENT	RESULTS
Matt Prater	3-3	100.0	39G, 43G, 62G
TOTAL	3-3	100.0	

CARDINALS GAME SUMMARIES



WEEK 4 Arizona Cardinals 16, San Francisco 49ers 35 71,521 ■ Levi's Stadium ■ Oct 1, 2023



Arizona Cardinals	0	10	6	0	—	16
San Francisco 49ers	7	14	0	14	—	35

On a sunny week 4 afternoon in the Bay Area, the Cardinals faced an undefeated Niners team that was averaging 30 points a game on offense and allowing just 14 on defense. The hosts jumped out early and took a 21-3 lead with 5:22 to play in the second quarter. Arizona would battle back to trim the deficit to 5 at 21-16 late in the third quarter but would pull no closer. The 49ers held just a 33-yard advantage in total net yards (395 to 362), 19 yards in net rushing (124 to 105) and 14 yards in net passing (271 to 257). But San Francisco RB Christian McCaffrey scored four TDs (three on the ground) while QB Brock Purdy completed 20 of 21 passes and recorded both a passing and rushing touchdown. It added up to a 35-16 Niners win that was their 14th consecutive in the regular season. Arizona was led by QB Joshua Dobbs who passed for 265 yards with two TDs and no interceptions. Rookie WR Michael Wilson finished with 76 yards on 7 catches and recorded his first two career TD receptions.

San Francisco claimed a 14-0 lead with McCaffrey TDs on its first two possessions. The first was a 1-yard run that capped an 8-play, 62-yard drive; the other drive went 75 yards in 9 plays and McCaffrey ended by hauling in a backwards pass from Purdy and taking it 18 yards to the end zone. Arizona would draw to within 14-3 when its next drive ended with Matt Prater's 38-yard FG; the key play was Dobbs' 8-yard first down run when the Cards went for it on 4th-n-7 at their own 45. The next series saw San Fran WR Brandon Aiyuk haul in a 42-yard pass between two defenders and that set-up a 6-yard Purdy-to-McCaffrey TD pass that made it 21-3. Just before the half, the Cards moved 87 yards in 13 plays and pulled to within 21-10 when Dobbs and Wilson connected on a 16-yard TD pass with 0:23 left in the second quarter. The drive included another key 4th down conversion, this one on a fake punt on 4th-n-2 at the AZ21 when up-man Ezekiel Turner took a direct snap and picked up the first down.

After forcing a 49ers punt on the opening drive of the third quarter, the Cards took over inside their own 1-yard line. But Dobbs completed 4 of 4 passes for 61 yards and ran twice for 10 yards and capped the 99-yard drive with another TD pass to Wilson, this one from 8 yards away. After the two-point try was unsuccessful, San Fran's lead was just 5 with 4:12 to go in the third. The Niners would produce long TD drives on their next two possessions that combined to chew more than 12 minutes off the clock. Arizona's two fourth quarter drives would penetrate 49ers territory but neither produced points and the Cards fell by a final score of 35-16.

SCORING DRIVES

TEAM	QTR	TIME	SCORING PLAY	ARI	SF
49ers	1	09:07	C.McCaffrey 1 yd. run (J.Moody kick) (8-62, 4:16)	0	7
49ers	2	14:14	C.McCaffrey 18 yd. run (J.Moody kick) (9-75, 5:09)	0	14
Cardinals	2	08:14	M.Prater 38 yd. Field Goal (13-40, 6:00)	3	14
49ers	2	05:22	C.McCaffrey 6 yd. pass from B.Purdy (J.Moody kick) (5-75, 2:52)	3	21
Cardinals	2	00:23	Mi.Wilson 16 yd. pass from J.Dobbs (M.Prater kick) (13-87, 4:59)	10	21
Cardinals	3	04:12	Mi.Wilson 8 yd. pass from J.Dobbs (run failed) (11-99, 6:25)	16	21
49ers	4	14:22	C.McCaffrey 2 yd. run (J.Moody kick) (8-75, 4:50)	16	28
49ers	4	01:59	B.Purdy 1 yd. run (J.Moody kick) (14-77, 7:14)	16	34

Team Statistics

	Cardinals	49ers
First Downs	23	30
3rd-Down Eff. (Made/Att/Pct)	8/15/53%	3/5/60%
4th-Down Eff. (Made/Att/Pct)	2/3/67%	1/1/100%
Total Net Yards	362	395
Total Plays	67	53
Yards Per Play	5.4	7.5
Rushes/Net Yards	25/105	31/124
Net Passing	257	271
Pass Attempts/Completions	41/28	21/20
Had Intercepted	0	0
Sacked/Yards Lost	1/8	1/12
Punts/Average	3/39.0	1/45.0
Penalties/Yards	9/55	4/21
Fumbles/Lost	1/0	0/0
Possession Time	30:46	29:14

ARIZONA CARDINALS

PASSING	ATT	CP	YDS	SK/YD	TD	LG	INT	RTG
Joshua Dobbs	41	28	265	1/8	2	41	0	102.2
TOTAL	41	28	265	1/8	2	41	0	102.2

RUSHING	ATT	YDS	AVG	LG	TD
James Conner	11	52	4.7	11	0
Joshua Dobbs	12	48	4.0	12	0
Emari Demercado	1	3	3.0	3	0
Ezekiel Turner	1	2	2.0	2	0
TOTAL	25	105	4.2	12	0

RECEIVING	NO	YDS	AVG	LG	TD
Marquise Brown	7	96	13.7	41	0
Michael Wilson	7	76	10.9	33	2
Zach Ertz	6	53	8.8	15	0
Emari Demercado	3	21	7.0	13	0
Zach Pascal	3	10	3.3	9	0
Trey McBride	1	5	5.0	5	0
James Conner	1	4	4.0	4	0
TOTAL	28	265	9.5	41	2

TOP DEFENSE	TOT	SOLO	AST	SCK	YDS	INT
Ezekiel Turner	9	4	5	0.0	0.0	0
K'Von Wallace	8	4	4	0.0	0.0	0
Kyzir White	7	3	4	0.0	0.0	0

FIELD GOALS	FGM/FGA	PERCENT	RESULTS
Matt Prater	1-1	100.0	38G
TOTAL	1-1	100.0	

SAN FRANCISCO 49ERS

PASSING	ATT	CP	YDS	SK/YD	TD	LG	INT	RTG
Brock Purdy	21	20	283	1/12	1	42	0	134.6
TOTAL	21	20	283	1/12	1	42	0	134.6

RUSHING	ATT	YDS	AVG	LG	TD
Christian McCaffrey	20	106	5.3	18t	3
Jordan Mason	3	10	3.3	4	0
Deebo Samuel	3	6	2.0	5	0
Kyle Juszczyk	2	3	1.5	3	0
Brock Purdy	2	0	0.0	1t	1
Sam Darnold	1	-1	-1.0	-1	0
TOTAL	31	124	4.0	18T	4

RECEIVING	NO	YDS	AVG	LG	TD
Christian McCaffrey	7	71	10.1	13	1
Brandon Aiyuk	6	148	24.7	42	0
Ray-Ray McCloud III	2	22	11.0	14	0
Jordan Mason	1	13	13.0	13	0
George Kittle	1	9	9.0	9	0
Willie Snead IV	1	9	9.0	9	0
Ronnie Bell	1	7	7.0	7	0
Kyle Juszczyk	1	4	4.0	4	0
TOTAL	20	283	14.2	42	1

TOP DEFENSE	TOT	SOLO	AST	SCK	YDS	INT
Dre Greenlaw	10	8	2	0.0	0.0	0
Fred Warner	10	8	2	0.0	0.0	0
Talanoa Hufanga	5	4	1	0.0	0.0	0

FIELD GOALS	FGM/FGA	PERCENT	RESULTS
	No Field Goals		

CARDINALS GAME SUMMARIES



WEEK 5

Cincinnati Bengals 34, Arizona Cardinals 20
62,651 ■ **State Farm Stadium** ■ **Oct 8, 2023**



Cincinnati Bengals	10	7	7	10	—	34
Arizona Cardinals	0	14	6	0	—	20

In week 6, the Bengals made just their second-ever visit to State Farm Stadium, facing the Cardinals in a match-up of 1-3 teams. The visitors jumped out to an early 10-0 advantage before Arizona stormed back to lead 14-10 midway through the second. But a huge momentum swing took place late in the second quarter and early in the third. Cincy took advantage of 3 takeaways to outscore AZ 24-6 the rest of the way to earn a 34-20 victory. The Bengals were led by their two best offensive players as WR Ja'Marr Chase had 15 catches for 192 yards and three TDs on passes from QB Joe Burrow who completed 36 of 46 attempts for 317 yards. A Cardinals team that had already been hit hard by injuries suffered two more key ones in the second quarter when both RB James Conner (knee) and S Jalen Thompson (hamstring) exited and did not return.

The Bengals opened the scoring and took a 10-0 lead after their first two offensive possessions. On the first, Burrow completed 7 of 7 passes for 56 yards and ended it when he found Chase in the back of the end zone on 3rd-n-goal from the 2. Cincy's next drive started at the AZ48 after a 28-yard Trenton Irwin punt return. It would advance to the AZ7 and the Bengals had it 1st-n-goal from there. But after a pair of stops, DL Kevin Strong sacked Burrow for a 15-yard loss on 3rd-n-goal and Evan McPherson's 40-yard FG put Cincinnati up 10-0 late in the first. Cards QB Josh Dobbs then led the Cardinals 75 yards in 9 plays on the ensuing drive and pulled AZ to within 10-7 when he dropped a perfect pass right into the arms of WR Marquise Brown for a 25-yard TD down the right sideline. On that series, Dobbs was 4 for 5 for 67 yards and the only incompletion was an athletic throwaway to avoid a sack. Arizona's defense forced a 3-n-out on the next series when DL Dante Stills sacked Burrow on 3rd down. Greg Dortch's 16-yard punt return and an unnecessary roughness penalty allowed the Cards to start the next drive at the CIN49. On its 2nd play, Conner was initially bottled up before spinning out of trouble, reversing field and picking up 35 yards to the Bengals 14; unfortunately he injured his knee on the play and did not return. That Conner run set up a 2-yard Dobbs TD pass to TE Zach Ertz that put AZ up 14-10 with 8:28 to go in the 2nd quarter. With two minutes to play before halftime the teams traded huge momentum shifts. First, Burrow had moved his offense inside the AZ5 before the Cards turned Cincy away on both 3rd and 4th down Joe Mixon runs from the 1 thanks to tackles by CB Antonio Hamilton and S K'Von Wallace, respectively. But two plays later, Dobbs threw his first INT of the year (after a franchise record 137 attempts without one) when CB Cam Taylor-Britt snagged the ball at the 11 and returned it for a TD that put the Bengals up 17-14 at halftime.

On the second half's third play from scrimmage, Burrow went deep to Chase and hit him with a 63-yard scoring pass that made it 24-15 just 81 seconds into the 3rd quarter. Midway through the stanza, the Cards moved 75 yards in 11 plays on a TD drive; its final 3 plays were runs by undrafted rookie RB Emari Demarcado - subbing for Conner - that covered 8, 9 and 11 yards, the last of which he took into the end zone for his first career TD. That cut the Cincy lead to 24-20 after the PAT kick failed. On the next drive, the Bengals reached the AZ45 and faced a 3rd-n-7 from there when Wallace intercepted Burrow to get the ball back for the Cardinals offense. On the next play from scrimmage, WR Rondale Moore took a direct snap and raced 41 yards around the left end for a 41-yard gain to the CIN25. Three plays later, AZ went for it on 4th-n-1 at the 16 but were turned away when Dobbs was stopped on a designed run. From there, Cincy moved 83 yards in 15 plays and went up 31-20 when Burrow connected with Chase on their 3rd TD of the game, a 3-yarder in the back of the end zone. On the next play from scrimmage, the Bengals sacked Dobbs forcing a fumble that they recovered at the AZ28. That set-up McPherson's 40-yard FG that provided the game's final points.

SCORING DRIVES

TEAM	QTR	TIME	SCORING PLAY	CIN	ARI
Bengals	1	07:09	J.Chase 2 yd. pass from J.Burrow (E.McPherson kick) (11-64, 6:10)	7	0
Bengals	1	01:46	E.McPherson 40 yd. Field Goal (8-26, 4:05)	10	0
Cardinals	2	12:25	M.Brown 25 yd. pass from J.Dobbs (M.Prater kick) (9-75, 4:21)	10	7
Cardinals	2	08:28	Z.Ertz 4 yd. pass from J.Dobbs (M.Prater kick) (5-49, 2:13)	10	14
Bengals	2	01:23	C.Taylor-Britt 11 yd. interception return (E.McPherson kick)	17	14
Bengals	3	13:39	J.Chase 63 yd. pass from J.Burrow (E.McPherson kick) (3-75, 1:21)	24	14
Cardinals	3	07:33	E.Demarcado 11 yd. run (kick failed, wl) (11-75, 6:06)	24	20
Bengals	4	07:48	J.Chase 3 yd. pass from J.Burrow (E.McPherson kick) (15-83, 8:55)	31	20
Bengals	4	06:33	E.McPherson 40 yd. Field Goal (5-6, 1:08)	34	20

Team Statistics

	Bengals	Cardinals
First Downs	27	15
3rd-Down Eff. (Made/Att/Pct)	5/14/36%	4/11/36%
4th-Down Eff. (Made/Att/Pct)	0/3/0%	0/3/0%
Total Net Yards	380	294
Total Plays	79	57
Yards Per Play	4.8	5.2
Rushes/Net Yards	30/93	22/142
Net Passing	287	152
Pass Attempts/Completions	46/36	32/15
Had Intercepted	1	2
Sacked/Yards Lost	3/30	3/14
Punts/Average	3/48.3	4/54.8
Penalties/Yards	4/40	2/16
Fumbles/Lost	1/0	1/1
Possession Time	38:10	21:50

CINCINNATI BENGALS

PASSING	ATT	CP	YDS	SK/YD	TD	LG	INT	RTG
Joe Burrow	46	36	317	3/30	3	63t	1	108.1
TOTAL	46	36	317	3/30	3	63T	1	108.1
RUSHING	ATT	YDS	AVG	LG	TD			
Joe Mixon	25	81	3.2	10	0			
Joe Burrow	4	7	1.8	10	0			
Trayveon Williams	1	5	5.0	5	0			
TOTAL	30	93	3.1	10	0			
RECEIVING	NO	YDS	AVG	LG	TD			
Ja'Marr Chase	15	192	12.8	63t	3			
Trenton Irwin	8	60	7.5	13	0			
Tyler Boyd	6	39	6.5	14	0			
Joe Mixon	4	13	3.3	8	0			
Andrei Iosivas	1	9	9.0	9	0			
Chase Brown	1	2	2.0	2	0			
Kwamie Lassiter II	1	2	2.0	2	0			
TOTAL	36	317	8.8	63T	3			
TOP DEFENSE	TOT	SOLO	AST	SCK	YDS	INT		
Germaine Pratt	10	3	7	0.0	0.0	1		
Logan Wilson	9	4	5	0.0	0.0	0		
Mike Hilton	4	4	0	0.0	0.0	0		
FIELD GOALS	FGM/FGA	PERCENT	RESULTS					
Evan McPherson	2-2	100.0	40G, 40G					
TOTAL	2-2	100.0						

ARIZONA CARDINALS

PASSING	ATT	CP	YDS	SK/YD	TD	LG	INT	RTG
Joshua Dobbs	32	15	166	3/14	2	25t	2	57.6
TOTAL	32	15	166	3/14	2	25T	2	57.6
RUSHING	ATT	YDS	AVG	LG	TD			
Rondale Moore	3	50	16.7	41	0			
James Conner	6	46	7.7	35	0			
Emari Demarcado	10	45	4.5	11t	1			
Joshua Dobbs	3	1	0.3	2	0			
TOTAL	22	142	6.5	41	1			
RECEIVING	NO	YDS	AVG	LG	TD			
Marquise Brown	4	61	15.3	25t	1			
Rondale Moore	3	26	8.7	19	0			
Geoff Swaim	2	22	11.0	11	0			
Trey McBride	2	17	8.5	13	0			
Zach Ertz	2	10	5.0	6	1			
Michael Wilson	1	18	18.0	18	0			
Emari Demarcado	1	12	12.0	12	0			
TOTAL	15	166	11.1	25T	2			
TOP DEFENSE	TOT	SOLO	AST	SCK	YDS	INT		
Marco Wilson	11	8	3	0.0	0.0	0		
K'Von Wallace	10	7	3	0.0	0.0	1		
Kyzir White	10	6	4	0.0	0.0	0		
FIELD GOALS	FGM/FGA	PERCENT	RESULTS					
No Field Goals								

CARDINALS GAME SUMMARIES



WEEK 6

Arizona Cardinals 9, Los Angeles Rams 26
71,202 ■ SoFi Stadium ■ Oct 15, 2023



Arizona Cardinals	3	6	0	0	—	9
Los Angeles Rams	3	3	10	10	—	26

Facing the Rams in a week 6 divisional road game, an Arizona team accustomed to missing key players was down two more as RB James Conner and FS Jalen Thompson were out with injuries. Nonetheless, the Cardinals led at halftime after dominating the first opening two quarters. While they held significant statistical advantages in offensive plays (42-20), net rushing yards (103-5), first downs (11-4) and time of possession (20:58-9:02), the Cards only led 9-6 following the field goal-only first half. That was not enough cushion to hold off the host Rams, who scored on their first four drives after intermission (TD, FG, TD, FG) while keeping the Cardinals off the scoreboard and capitalizing on two fourth quarter takeaways. It all added up to a 26-9 win for Los Angeles, who improved to 3-3 while dropping AZ to 1-5.

The Cardinals got the ball to start the game and put the first points on the board thanks to a 55-yard Matt Prater field goal. The drive's key play came on the 3rd snap from scrimmage when QB Josh Dobbs scrambled for 24 yards on 3rd-n-10 from the 25. The AZ defense forced a Rams punt on the ensuing series marking the first time all season LA hadn't scored on its opening possession. Arizona then drove from its own 7 to the LA40 but a sack on 3rd-n-2 from there pushed them out of field goal range. Austin Trammell returned the ensuing punt 30 yards to the LA41 and a play later, a Cooper Kupp catch gained 36 yards to the AZ16. The AZ defense held them to a FG try and Brett Maher's 29-yarder tied the game late in the first quarter. LA then forced a Cardinals punt but Trammell lost the ball on a hit by Joey Blount and Bobby Price recovered at the LA17. The takeaway set-up a 32-yard Prater FG that put the Cards up 6-3 with 12:35 left in the 2nd quarter. The Rams went 3-n-out on the next series thanks to a 3rd down sack from LB Kyzir White and AZ's offense took over at its own 41 after the punt. The Cards reached the LA36 but a sneak on 3rd-n-1 from there was stopped. They went for it on 4th-n-6 after an offensive offside penalty pushed it back 5 but came away empty when Hollywood Brown couldn't get his feet down in bounds on a deep pass down the right sideline. LB Victor Dimukeje's 3rd down sack of Matthew Stafford ended the next LA possession. AZ took over at its own 28 with 5:01 in the half and on 3rd-n-13 at the 25, Dobbs again scrambled for a big gain – a 20 yarder to the AZ45. Another Prater FG, this one from 27 yards out, gave the Cards a 9-3 lead with 0:43 left before halftime. On the next play from scrimmage, Stafford hit Kupp with a deep pass down the middle for a gain of 49 yards to the AZ26. That set-up a 35-yard FG that trimmed Arizona's lead to 9-6 at intermission.

The Rams opened the second half with a ground-heavy drive, rushing on its first 10 plays to reach the AZ13; on 3rd-n-9 from there Stafford hit Kupp just inside the right pylon for a TD and LA took its first lead at 13-9. Following a 3-n-out from the Cardinals, the Rams again advanced deep into AZ territory and reached the AZ6 in 6 plays. They would get no further, however, and Maher's 25-yard FG extended the lead to 16-9. Down a TD, Dobbs led the Cards to the LA12 but disaster struck on the first play of the fourth quarter. His pass to Zach Ertz deflected off the TE's hand and was intercepted by LB Christian Rozeboom at the 12. The Rams proceeded to move 88 yards in 12 plays and Williams' 5-yard TD run put them up 14 with 8:19 remaining. Arizona's comeback hopes were effectively dashed on the next drive when Dobbs lost the ball while being sacked and LA recovered at the AZ33. That led to Maher's 43-yard FG that provided the game's final points.

SCORING DRIVES

TEAM	QTR	TIME	SCORING PLAY	ARI	LAR
Cardinals	1	11:25	M.Prater 55 yd. Field Goal (8-38, 3:35)	3	0
Rams	1	00:11	B.Maher 29 yd. Field Goal (6-48, 1:56)	3	3
Cardinals	2	12:35	M.Prater 32 yd. Field Goal (4-3, 0:52)	6	3
Cardinals	2	00:43	M.Prater 27 yd. Field Goal (11-63, 4:22)	9	3
Rams	2	00:04	B.Maher 35 yd. Field Goal (5-58, 0:39)	9	6
Rams	3	08:57	C.Kupp 13 yd. pass from M.Stafford (B.Maher kick) (10-75, 6:03)	9	13
Rams	3	02:44	B.Maher 25 yd. Field Goal (8-80, 4:31)	9	16
Rams	4	08:15	K.Williams 5 yd. run (B.Maher kick) (12-88, 6:35)	9	23
Rams	4	04:37	B.Maher 43 yd. Field Goal (4-8, 1:38)	9	26

Team Statistics

	Cardinals	Rams
First Downs	20	17
3rd-Down Eff. (Made/Att/Pct)	6/16/38%	4/12/33%
4th-Down Eff. (Made/Att/Pct)	2/4/50%	0/0/0%
Total Net Yards	345	382
Total Plays	73	55
Yards Per Play	4.7	6.9
Rushes/Net Yards	30/130	28/179
Net Passing	215	203
Pass Attempts/Completions	41/21	24/15
Had Intercepted	1	0
Sacked/Yards Lost	2/20	3/23
Punts/Average	3/44.7	4/46.5
Penalties/Yards	5/36	6/59
Fumbles/Lost	1/1	1/1
Possession Time	30:30	29:30

ARIZONA CARDINALS

PASSING	ATT	CP	YDS	SK/YD	TD	LG	INT	RTG
Joshua Dobbs	41	21	235	2/20	0	27	1	58.5
TOTAL	41	21	235	2/20	0	27	1	58.5

RUSHING	ATT	YDS	AVG	LG	TD
Joshua Dobbs	7	47	6.7	24	0
Keaontay Ingram	10	40	4.0	12	0
Damien Williams	8	36	4.5	9	0
Emari Demercado	2	11	5.5	6	0
Rondale Moore	3	-4	-1.3	1	0
TOTAL	30	130	4.3	24	0

RECEIVING	NO	YDS	AVG	LG	TD
Trey McBride	4	62	15.5	27	0
Marquise Brown	4	34	8.5	22	0
Rondale Moore	4	30	7.5	9	0
Michael Wilson	3	62	20.7	26	0
Zach Ertz	2	22	11.0	12	0
Keaontay Ingram	2	11	5.5	9	0
Damien Williams	1	8	8.0	8	0
Emari Demercado	1	6	6.0	6	0
TOTAL	21	235	11.2	27	0

TOP DEFENSE	TOT	SOLO	AST	SCK	YDS	INT
Kyzir White	8	5	3	1.0	7.0	0
Josh Woods	6	3	3	0.0	0.0	0
Marco Wilson	5	5	0	0.0	0.0	0

FIELD GOALS	FGM/FGA	PERCENT	RESULTS
Matt Prater	3-3	100.0	55G, 32G, 27G
TOTAL	3-3	100.0	

LOS ANGELES RAMS

PASSING	ATT	CP	YDS	SK/YD	TD	LG	INT	RTG
Matthew Stafford	24	15	226	3/23	1	49	0	107.3
TOTAL	24	15	226	3/23	1	49	0	107.3

RUSHING	ATT	YDS	AVG	LG	TD
Kyren Williams	20	158	7.9	31	1
Zach Evans	4	10	2.5	3	0
Ronnie Rivers	3	9	3.0	6	0
Matthew Stafford	1	2	2.0	2	0
TOTAL	28	179	6.4	31	1

RECEIVING	NO	YDS	AVG	LG	TD
Cooper Kupp	7	148	21.1	49	1
Puka Nacua	4	26	6.5	9	0
Tyler Higbee	2	18	9.0	9	0
Tutu Atwell	1	30	30.0	30	0
Ronnie Rivers	1	4	4.0	4	0
TOTAL	15	226	15.1	49	1

TOP DEFENSE	TOT	SOLO	AST	SCK	YDS	INT
Ernest Jones IV	10	7	3	0.0	0.0	0
Byron Young	6	3	3	1.0	7.0	0
Jordan Fuller	5	4	1	0.0	0.0	0

FIELD GOALS	FGM/FGA	PERCENT	RESULTS
Brett Maher	4-4	100.0	29G, 35G, 25G, 43G
TOTAL	4-4	100.0	

CARDINALS GAME SUMMARIES



WEEK 7

Arizona Cardinals 10, Seattle Seahawks 20
68,781 ■ Lumen Field ■ Oct 22, 2023



Arizona Cardinals	3	7	0	0	—	10
Seattle Seahawks	7	7	3	3	—	20

The Cardinals (1-5) traveled to Seattle for a week 7 divisional game against the Seahawks (3-2). They were bolstered by the return of all-pro safety Budda Baker, who had missed the previous five games with a hamstring injury, as well as the debut of rookie corner Garrett Williams, who hadn't played since suffering a knee injury the year before in college. Against a Seahawks team that had committed just 3 turnovers all season, Arizona enjoyed a 3-0 edge in takeaways (2 fumble recoveries and an INT). The Cards ran for 127 yards against Seattle's 5th-ranked run defense that had been allowing just 79.2 yards per game, including 58 from undrafted rookie Emari Demercado, who started for the injured James Conner. Unfortunately, AZ would only score 3 points off those 3 takeaways and struggled to find an offensive rhythm in falling 20-10 to the Seahawks.

Seattle's opening drive penetrated Arizona territory thanks in part to a 31-yard completion from Geno Smith to WR Jake Bobo. However, a Zaven Collins sack of Smith pushed them back 10 and helped to force a punt. The next Seahawks series started at their own 39 but they moved 61 yards in 3 plays; an 8-yard completion, a 25-yard Kenneth Walker run and a 28-yard TD reception by rookie WR Jaxon Smith-Njigba for the game's first score. The Cards would then go 3-n-out but on the punt return, Arizona's Joey Blount forced a fumble for the second straight week. This time it was DeeJay Dallas who coughed it up and Dennis Gardeck recovered for the Cardinals at the Seattle 30. The takeaway led to a 44-yard Matt Prater FG that made it 7-3 late in the first quarter. The Cards defense then forced a Seattle punt and following the touchback, the offense took over at the 20. An 18-yard run from Demercado took it to the SEA49. On a 1st-n-10 play from the 20, a Josh Dobbs pass into the end zone was intercepted by Seattle. However, it was wiped off by a roughing the passer penalty that was followed by a tussle involving multiple players from both teams. When the dust settled, there were offsetting personal foul penalties, LT D.J. Humphries was ejected for contact with a game official, and Arizona had its first-and-goal at the Seattle 25. On the next snap, Dobbs kept it around the left end and took it all the way to the end zone. That 25-yard scoring run gave AZ a 10-7 lead with 9:11 remaining in the second quarter. The ensuing Seattle drive reached the AZ18 in 8 plays and on first down from there, Bobo hauled in a Smith pass at the side of the end zone but was ruled out of bounds. However, it was reversed to a TD after a Seahawks challenge and Seattle led 14-10 with 4:41 to play before halftime. The Cards would move to the Seattle 27 in 10 plays but a holding penalty and sack kept them from getting points in the closing seconds of the first half.

Seattle got the ball first after intermission and in 10 plays reached the AZ 1-yard line where they had it first-and-goal. However, the Arizona D stopped two Walker runs and a short completion on third down forced Seattle to settle for a FG that only increased its lead to 7. It appeared they would add to it on the next series when they reached the AZ16 but on 3rd-n-4 from there, the rookie CB Williams intercepted Smith at the 1. After an Arizona punt, Seattle took over at its own 30 early in the 4th quarter but on the 2nd play of the drive, Smith fumbled a snap and DL Kevin Strong recovered at the SEA34. A high shotgun snap led to a loss of 14 yards on the ensuing drive's second play and the Cards came away without points when Prater's 34-yard FG try was wide left. The Cards defense again stepped up, forcing a 3-n-out thanks in part to a 2nd down sack for minus-6 shared by Strong and Jonathan Ledbetter. After the punt, AZ took over at its own 33 with 9:31 to play and trailing by 7. The drive reached the SEA49 but when a 3rd-n-9 pass was incomplete, AZ sent out its punting unit. Instead of kicking, though, the Cards ran a fake but were unsuccessful when back-up QB Clayton Tune's completion to Michael Wilson only picked up 4 yards. As a result, the Seahawks took over at their own 45 with 4:58 left. They would pick up two first downs and force Arizona to use its remaining timeouts before Jason Myers' 48-yard FG made it a 10-point lead with 2:17 left to effectively seal the game.

SCORING DRIVES

TEAM	QTR	TIME	SCORING PLAY	ARI	SEA
Seahawks	1	04:47	J.Smith-Njigba 28 yd. pass from G.Smith (J.Myers kick) (3-61, 1:01)	0	7
Cardinals	1	01:57	M.Prater 44 yd. Field Goal (4-4, 1:22)	3	7
Cardinals	2	09:11	J.Dobbs 25 yd. run (M.Prater kick) (8-80, 4:27)	10	7
Seahawks	2	04:41	J.Bobo 18 yd. pass from G.Smith (J.Myers kick) (9-76, 4:30)	10	14
Seahawks	3	07:37	J.Myers 21 yd. Field Goal (13-72, 7:23)	10	17
Seahawks	4	02:17	J.Myers 48 yd. Field Goal (9-25, 2:41)	10	20

Team Statistics

	Cardinals	Seahawks
First Downs	15	18
3rd-Down Eff. (Made/Att/Pct)	5/15/33%	7/13/54%
4th-Down Eff. (Made/Att/Pct)	0/3/0%	0/0/0%
Total Net Yards	249	318
Total Plays	63	58
Yards Per Play	4.0	5.5
Rushes/Net Yards	25/127	32/115
Net Passing	122	203
Pass Attempts/Completions	34/20	24/18
Had Intercepted	0	1
Sacked/Yards Lost	4/28	2/16
Punts/Average	5/48.0	3/47.7
Penalties/Yards	7/59	5/32
Fumbles/Lost	2/0	2/2
Possession Time	29:28	30:32

ARIZONA CARDINALS

PASSING	ATT	CP	YDS	SK/YD	TD	LG	INT	RTG
Joshua Dobbs	33	19	146	4/28	0	21	0	68.5
Clayton Tune	1	1	4	0/0	0	4	0	83.3
TOTAL	34	20	150	4/28	0	21	0	69.5

RUSHING	ATT	YDS	AVG	LG	TD
Emari Demercado	13	58	4.5	18	0
Joshua Dobbs	7	43	6.1	25t	1
Rondale Moore	4	24	6.0	15	0
Damien Williams	1	2	2.0	2	0
TOTAL	25	127	5.1	25T	1

RECEIVING	NO	YDS	AVG	LG	TD
Emari Demercado	4	17	4.3	8	0
Marquise Brown	3	49	16.3	21	0
Trey McBride	3	29	9.7	19	0
Michael Wilson	3	26	8.7	11	0
Zach Ertz	3	19	6.3	9	0
Rondale Moore	2	2	1.0	4	0
Geoff Swaim	1	8	8.0	8	0
Elijah Higgins	1	0	0.0	0	0
TOTAL	20	150	7.5	21	0

TOP DEFENSE	TOT	SOLO	AST	SCK	YDS	INT
Budda Baker	6	6	0	0.0	0.0	0
Andre Chachere	6	6	0	0.0	0.0	0
Josh Woods	6	4	2	0.0	0.0	0

FIELD GOALS	FGM/FGA	PERCENT	RESULTS
Matt Prater	1-2	50.0	44G, 34WL
TOTAL	1-2	50.0	

SEATTLE SEAHAWKS

PASSING	ATT	CP	YDS	SK/YD	TD	LG	INT	RTG
Geno Smith	24	18	219	2/16	2	31	1	113.0
TOTAL	24	18	219	2/16	2	31	1	113.0

RUSHING	ATT	YDS	AVG	LG	TD
Kenneth Walker III	26	105	4.0	25	0
Geno Smith	6	10	1.7	5	0
TOTAL	32	115	3.6	25	0

RECEIVING	NO	YDS	AVG	LG	TD
Jaxon Smith-Njigba	4	63	15.8	28t	1
Jake Bobo	4	61	15.3	31	1
Tyler Lockett	4	38	9.5	15	0
Colby Parkinson	2	26	13.0	27	0
Kenneth Walker III	2	6	3.0	6	0
Noah Fant	1	25	25.0	25	0
DeeJay Dallas	1	0	0.0	0	0
TOTAL	18	219	12.2	31	2

TOP DEFENSE	TOT	SOLO	AST	SCK	YDS	INT
Jordyn Brooks	9	7	2	0.5	0.0	0
Bobby Wagner	9	6	3	0.0	0.0	0
Julian Love	6	5	1	0.0	0.0	0

FIELD GOALS	FGM/FGA	PERCENT	RESULTS
Jason Myers	2-2	100.0	21G, 48G
TOTAL	2-2	100.0	

CARDINALS GAME SUMMARIES



WEEK 8

Baltimore Ravens 31, Arizona Cardinals 24

63,064 ■ **State Farm Stadium** ■ **Oct 29, 2023**



Baltimore Ravens	7	7	7	10	—	31
Arizona Cardinals	7	0	0	17	—	24

In week 8, Baltimore traveled to Arizona for just its second-ever visit to State Farm Stadium. The 5-2 Ravens were coming off a decisive 38-6 win over Detroit in which they scored TDs on 4 of their first 5 drives. The Cardinals were every bit their equal for most of the afternoon and it was a 7-7 game at the two-minute warning of the first half. But a pair of Baltimore interceptions led to TDs and a 21-7 Ravens lead late in the third quarter. Arizona continued to fight and cut the deficit to 7 with a pair of 4th quarter TDs. But the Cards could not complete the comeback and fell to 1-7 on the season.

The Cardinals got the ball to start the game and made it count. They moved 75 yards in 12 plays (9 runs and 3 passes) and QB Josh Dobbs punched it in for a touchdown from a yard away to make it 7-0. It was the first opening drive TD allowed by Baltimore in 16 games. The Ravens offense answered with its own 75-yard drive and Scottsdale native Mark Andrews tied the game when he hauled in a 5-yard TD catch from Lamar Jackson. The ensuing drive saw AZ move to the BAL44 but on both 3rd-n-1 and 4th-n-1 from there, Dobbs' pass attempts were incomplete and the Cards turned it over on downs. The Ravens took over at that spot and moved to the AZ35. On 3rd-n-5 from there, LB Zaven Collins sacked Jackson forcing a fumble that safety Budda Baker recovered at the AZ42. However, the call was changed to an incompletion after replay review and the Ravens sent out their FG unit. They came away without points, though, as Justin Tucker's 53-yard FG clanked off the left upright giving AZ the ball at its own 43. The Cards advanced to the BAL36 and on 4th-n-1 went for it with an Emari Demercado run that was close to a first down. As the sticks approached to measure, an official moved the ball half a yard back and the chain gang retreated as the late, revised ruling resulted in a turnover on downs. The Cards defense forced 3-n-outs on the next two Baltimore drives and at the 2:00 warning of the first half, AZ faced a 2nd-n-3 from its own 31. Dobbs' pass intended for WR Michael Wilson instead was intercepted by Ravens safety Brandon Stephenson, giving Baltimore possession at the AZ43 with 1:52 left in the half. Five plays later, RB Gus Edwards ran it in from a yard out and the Ravens led 14-7 at intermission.

The first five drives of the 3rd quarter ended with punts and neither team crossed midfield. After AZ's defense forced Baltimore's 3rd straight punt, the offense took over at its own 10. But on the next play, Dobbs' pass intended for TE Trey McBride was intercepted along the near sideline by S Geno Stone setting the Ravens up at the AZ23. Three plays later, Edwards scored his second rushing TD of the day, this one a 7-yarder that increased Baltimore's lead to 21-7 with :40 to play in the 3rd quarter. The Ravens increased their lead to 24-7 when Tucker ended their next possession with his 48-yard FG. The Cardinals would not go quietly. Dobbs moved the team 75 yards in 10 plays; he was 5-6 passing for 61 yards and ended it with a 17-yard TD pass to McBride on 3rd-n-15. When Dobbs ran the 2-point conversion in himself, the Cards pulled to within 24-15 with 6:32 left. The Ravens would push it back up to 16 points on the next series when Edwards' 3rd TD of the afternoon capped a 9-play, 75-yard drive. With 1:14 remaining, Dobbs hit former Ravens WR Hollywood Brown with a 1-yard touchdown at the end of a 10-play, 75-yard drive and it was 31-21 after the 2-point try failed. A perfect Matt Prater on-side kick led to a Cardinal recovery and with :26 left, Prater's 47-yard FG cut the deficit to 6. However, Baltimore recovered the onside kick attempt this time and the Ravens escaped with the win.

SCORING DRIVES

TEAM	QTR	TIME	SCORING PLAY	BAL	ARI
Cardinals	1	08:05	J.Dobbs 1 yd. run (M.Prater kick) (12-75, 6:55)	0	7
Ravens	1	02:38	M.Andrews 5 yd. pass from L.Jackson (J.Tucker kick) (10-75, 5:27)	7	7
Ravens	2	00:20	G.Edwards 1 yd. run (J.Tucker kick) (6-43, 1:32)	14	7
Ravens	3	00:40	G.Edwards 7 yd. run (J.Tucker kick) (3-23, 1:05)	21	7
Ravens	4	09:27	J.Tucker 48 yd. Field Goal (8-37, 4:49)	24	7
Cardinals	4	06:32	T.McBride 17 yd. pass from J.Dobbs (J.Dobbs run) (9-75, 2:55)	24	15
Ravens	4	02:51	G.Edwards 1 yd. run (J.Tucker kick) (9-75, 3:41)	31	15
Cardinals	4	01:14	M.Brown 1 yd. pass from J.Dobbs (pass failed) (10-75, 1:37)	31	21
Cardinals	4	00:26	M.Prater 47 yd. Field Goal (5-21, 0:48)	31	24

Team Statistics

	Ravens	Cardinals
First Downs	21	22
3rd-Down Eff. (Made/Att/Pct)	4/11/36%	5/12/42%
4th-Down Eff. (Made/Att/Pct)	0/0/0%	0/2/0%
Total Net Yards	268	310
Total Plays	60	71
Yards Per Play	4.5	4.4
Rushes/Net Yards	29/130	32/129
Net Passing	138	181
Pass Attempts/Completions	27/18	37/25
Had Intercepted	0	2
Sacked/Yards Lost	4/19	2/27
Punts/Average	5/48.4	4/51.8
Penalties/Yards	6/45	6/70
Fumbles/Lost	1/0	1/0
Possession Time	29:39	30:21

BALTIMORE RAVENS

PASSING	ATT	CP	YDS	SK/YD	TD	LG	INT	RTG
Lamar Jackson	27	18	157	4/19	1	29	0	94.2
TOTAL	27	18	157	4/19	1	29	0	94.2

RUSHING	ATT	YDS	AVG	LG	TD
Gus Edwards	19	80	4.2	10	3
Rashod Bateman	1	18	18.0	18	0
Lamar Jackson	5	17	3.4	13	0
Justice Hill	4	15	3.8	7	0
TOTAL	29	130	4.5	18	3

RECEIVING	NO	YDS	AVG	LG	TD
Zay Flowers	5	19	3.8	8	0
Mark Andrews	4	40	10.0	13	1
Justice Hill	4	40	10.0	24	0
Rashod Bateman	2	34	17.0	29	0
Gus Edwards	2	14	7.0	9	0
Isaiah Likely	1	10	10.0	10	0
TOTAL	18	157	8.7	29	1

TOP DEFENSE	TOT	SOLO	AST	SCK	YDS	INT
Patrick Queen	11	9	2	0.0	0.0	0
Roquan Smith	11	8	3	0.0	0.0	0
Kyle Hamilton	10	9	1	0.0	0.0	0

FIELD GOALS	FGM/FGA	PERCENT	RESULTS
Justin Tucker	1-2	50.0	53LU, 48G
TOTAL	1-2	50.0	

ARIZONA CARDINALS

PASSING	ATT	CP	YDS	SK/YD	TD	LG	INT	RTG
Joshua Dobbs	37	25	208	2/27	2	29	2	77.3
TOTAL	37	25	208	2/27	2	29	2	77.3

RUSHING	ATT	YDS	AVG	LG	TD
Emari Demercado	20	78	3.9	13	0
Joshua Dobbs	6	26	4.3	13	1
Rondale Moore	2	11	5.5	6	0
Keaontay Ingram	2	9	4.5	14	0
Damien Williams	2	5	2.5	7	0
TOTAL	32	129	4.0	14	1

RECEIVING	NO	YDS	AVG	LG	TD
Trey McBride	10	95	9.5	22	1
Marquise Brown	6	33	5.5	9	1
Michael Wilson	4	58	14.5	29	0
Rondale Moore	2	10	5.0	6	0
Keaontay Ingram	1	7	7.0	7	0
Damien Williams	1	4	4.0	4	0
Emari Demercado	1	1	1.0	1	0
TOTAL	25	208	8.3	29	2

TOP DEFENSE	TOT	SOLO	AST	SCK	YDS	INT
Kyzir White	9	7	2	0.0	0.0	0
Budda Baker	6	5	1	0.0	0.0	0
Jalen Thompson	6	4	2	0.0	0.0	0

FIELD GOALS	FGM/FGA	PERCENT	RESULTS
Matt Prater	1-1	100.0	
TOTAL	1-1	100.0	

CARDINALS GAME SUMMARIES



WEEK 9

Arizona Cardinals 0, Cleveland Browns 27

67,919 ■ Cleveland Browns Stadium ■ Nov 5, 2023



Arizona Cardinals	0	0	0	0	—	0
Cleveland Browns	0	13	7	7	—	27

In week 9 at Cleveland, the Cardinals faced a Browns team featuring the NFL's #1 defense and the return of starting QB Deshaun Watson who was back in the lineup following a shoulder injury. Arizona, meanwhile, was without top RBs James Conner and Emari Demercado as well as starting WR Michael Wilson. And at QB, rookie Clayton Tune made his first career start as the Cardinals waited for the return of Tyler Murray from his major knee injury and had traded Joshua Dobbs earlier in the week. The totality of those circumstances led to a challenging afternoon for the Cardinals. The Arizona defense kept the team in striking distance for much of the afternoon, forcing 3-n-outs on 6 of Cleveland's 14 drives. But the offense struggled to get untracked and the end result was a 27-0 Browns win that improved Cleveland to 5-3 and dropped Arizona to 1-8 for the year.

After the game began with the teams trading punts on the first three possessions, the fourth one saw the Browns reach the AZ36 where they faced a 4th-n-3. They went for it but turned it over on downs when Watson's pass was incomplete. Following an Arizona 3-n-out, Cleveland took over at its own 28 and on the first play of the drive, Watson went deep down the left sideline to WR Amari Cooper for a gain of 58 yards to the AZ14. They would get little more and, thanks in part to a sack of minus-10 by DT Leki Fotu, Cleveland settled for a 30-yard field goal from Dustin Hopkins. Leading 3-0, the Browns then came up with the game's first takeaway on the 3rd play of the next drive when CB Denzel Ward INT'd a Tune pass to give Cleveland possession at the AZ49. Ten plays later – all of them rushes – the Browns faced a 2nd-n-9 at the AZ11. Watson's pass was deflected in the backfield by DE Dante Stills but the ball ricocheted high in the air and some 20 yards downfield where it serendipitously found Cooper in the end zone for a TD. Arizona's biggest play of the half came on the next drive when Tune hit WR Rondale Moore for a 26-yard gain on 3rd-n-5; however side judge Eugene Hall claimed to see offensive pass interference and his flag wiped out the gain. The Browns increased their lead to 13-0 at intermission when Hopkins hit a 45-yard FG as the second quarter expired.

The AZ defense forced a 3-n-out to open the second half but the ensuing Browns punt was downed at the Cards 1. Cleveland would send them 3-n-out but AZ survived the flipping of the field and the offense would get the ball back at its own 20 with 9:38 left in the third, trailing 13-0. On the first snap, Tune was sacked by DT Shelby Harris forcing a fumble that DE Myles Garrett recovered at the AZ11. Two plays later, Watson found TE David Njoku with a 5-yard TD that put the hosts up 20-0. Later in the quarter, the AZ offense advanced to the CLE40 but again turned it over, this time on an INT by LB Sione Takitaki. Cleveland had a chance to extend the lead on the ensuing drive but Hopkins' 48-yard FG try was wide left. However, the Cardinals offense was unable to threaten the rest of the way and Kareem Hunt's 3-yard TD run midway through the 4th provided the game's final points.

SCORING DRIVES

TEAM	QTR	TIME	SCORING PLAY	ARI	CLE
Browns	2	14:15	D.Hopkins 30 yd. Field Goal (5-60, 2:46)	0	3
Browns	2	06:48	A.Cooper 11 yd. pass from D.Watson (D.Hopkins kick) (11-49, 6:22)	0	10
Browns	2	00:00	D.Hopkins 45 yd. Field Goal (9-39, 1:44)	0	13
Browns	3	08:07	D.Njoku 5 yd. pass from D.Watson (D.Hopkins kick) (3-11, 1:24)	0	20
Browns	4	07:48	K.Hunt 3 yd. run (D.Hopkins kick) (4-56, 2:13)	0	27

Team Statistics

	Cardinals	Browns
First Downs	7	17
3rd-Down Eff. (Made/Att/Pct)	1/12/8%	6/17/35%
4th-Down Eff. (Made/Att/Pct)	0/1/0%	1/2/50%
Total Net Yards	58	326
Total Plays	48	71
Yards Per Play	1.2	4.6
Rushes/Net Yards	21/41	40/113
Net Passing	17	213
Pass Attempts/Completions	20/11	30/19
Had Intercepted	2	0
Sacked/Yards Lost	7/41	1/6
Punts/Average	9/51.1	7/58.6
Penalties/Yards	4/40	6/65
Fumbles/Lost	1/1	0/0
Possession Time	23:35	36:25

ARIZONA CARDINALS

PASSING	ATT	CP	YDS	SK/YD	TD	LG	INT	RTG
Clayton Tune	20	11	58	7/41	0	14	2	20.8
TOTAL	20	11	58	7/41	0	14	2	20.8

RUSHING	ATT	YDS	AVG	LG	TD
Clayton Tune	5	28	5.6	11	0
Keaontay Ingram	9	8	0.9	11	0
Rondale Moore	4	3	0.8	4	0
Tony Jones Jr.	3	2	0.7	4	0
TOTAL	21	41	2.0	11	0

RECEIVING	NO	YDS	AVG	LG	TD
Marquise Brown	4	24	6.0	14	0
Trey McBride	3	22	7.3	12	0
Tony Jones Jr.	2	5	2.5	4	0
Rondale Moore	1	5	5.0	5	0
Greg Dortch	1	2	2.0	2	0
TOTAL	11	58	5.3	14	0

TOP DEFENSE	TOT	SOLO	AST	SCK	YDS	INT
Budda Baker	10	4	6	0.0	0.0	0
Kyzir White	7	3	4	0.0	0.0	0
Kevin Strong	6	5	1	0.0	0.0	0

FIELD GOALS	FGM/FGA	PERCENT	RESULTS
	No Field Goals		

CLEVELAND BROWNS

PASSING	ATT	CP	YDS	SK/YD	TD	LG	INT	RTG
Deshaun Watson	30	19	219	1/6	2	59	0	107.5
TOTAL	30	19	219	1/6	2	59	0	107.5

RUSHING	ATT	YDS	AVG	LG	TD
Jerome Ford	20	44	2.2	9	0
Kareem Hunt	14	38	2.7	10	1
Deshaun Watson	3	22	7.3	13	0
Pierre Strong Jr.	3	9	3.0	4	0
TOTAL	40	113	2.8	13	1

RECEIVING	NO	YDS	AVG	LG	TD
Amari Cooper	5	139	27.8	59	1
Jerome Ford	5	33	6.6	17	0
David Njoku	4	26	6.5	15	1
Elijah Moore	2	14	7.0	11	0
Jordan Akins	1	11	11.0	11	0
Cedric Tillman	1	3	3.0	3	0
Pierre Strong Jr.	1	-7	-7.0	-7	0
TOTAL	19	219	11.5	59	2

TOP DEFENSE	TOT	SOLO	AST	SCK	YDS	INT
Grant Delpit	10	8	2	0.5	1.5	0
Cameron Mitchell	4	3	1	0.0	0.0	0
Dalvin Tomlinson	4	2	2	2.5	9.5	0

FIELD GOALS	FGM/FGA	PERCENT	RESULTS
Dustin Hopkins	2-3	66.7	30G, 45G, 48WL
TOTAL	2-3	66.0	

CARDINALS GAME SUMMARIES



WEEK 10

Atlanta Falcons 23, Arizona Cardinals 25

62,861 ■ State Farm Stadium ■ Nov 12, 2023



Atlanta Falcons	0	14	3	6	—	23
Arizona Cardinals	3	9	10	3	—	25

The Falcons came to Arizona in week 10 with the chance to move to 5-5 and into a first place tie in the AFC South. They faced a 1-8 Cardinals team that was looking to end a 6-game losing streak but was energized by one player's return. QB Kyle Murray was back 335 days after suffering a torn ACL exactly 11 months earlier and was outstanding. He completed 19 of 32 passes for 249 yards and ran 6 times for 33 yards and a TD. Nine of his completions went to TE Trey McBride who gained 131 yards and became the first Cardinals TE in exactly 34 years to top the century mark. In a game where every point mattered, kicker Matt Prater scored 13 of them; he went 4 for 4 on field goals including 51 and 56 yarders by the NFL's all-time leader in 50+ yard FGs. The contest featured 7 total lead changes – 5 in the second half – and a Falcons TD put ATL up 1 with 2:33 to play. But thanks to a dazzling Murray scramble and a deep completion to McBride, the Cardinals were able to win on a Prater walk-off game-winner.

After the teams exchanged 3-n-out drives to open the game, the Cardinals moved into ATL territory on their 2nd possession. A 4-yard James Conner run on 4th-n-1 from the ATL 30 and a diving 19-yard catch by McBride were pivotal but a couple penalties backed them up. However, they came away with points and a 3-0 lead thanks to Prater's 51-yard boot. The AZ defense then appeared to stop the Falcons with a knocked down pass on 3rd-n-8 from the ATL 42 but a roughing the passer call by referee Craig Wrolstad extended the drive. Shortly thereafter, QB Taylor Heinicke hit WR Scotty Miller with a 2-yard TD pass on 3rd-n-goal that put ATL up 7-3. On the next play from scrimmage, Murray connected with McBride on a 28-yard pass to start a drive that would reach the ATL28 before Prater's 46-yard FG made it 7-6. The Falcons answered with a 13-play, 75-yard drive that ended on a 5-yard TD run by rookie RB Bijan Robinson. Down 14-6 with 4:07 left in the first half, the Cards took over at their own 25. Consecutive completions of 12 and 28 yards to Rondale Moore and Hollywood Brown quickly moved it to the ATL28. With 0:14 left and no timeouts, AZ faced a 3rd-n-1 at the ATL6 when Murray ran it in for a TD; when the 2-point try was unsuccessful, the Cards trailed 14-12 at intermission.

After forcing a Falcons 3-n-out to open the 3rd quarter, Arizona moved into position for Prater's 56-yard FG that split the uprights to give the Cards a 15-14 lead. A sack from rookie LB B.J. Ojulari helped send the Atlanta offense off the field on another 3-n-out. But on the first play after the punt, LB Nate Landman intercepted a Murray pass across the middle and returned it 25 yards to the AZ14. The Cards defense rose to the occasion, stopping Atlanta on successive runs before Dennis Gardeck's 3rd down sack forced the Falcons to settle for a 36-yard Younghoe Koo FG. Down 17-15, the Cards got a huge boost from its special teams late in the third when Greg Dortch's 49-yard punt return set the offense up at the ATL21. Murray connected with rookie WR Michael Wilson on a 14-yard completion to the 1 on a play that was initially ruled a TD. No matter, because on the next play back-up QB Clayton Tune came in to sneak it across the goal line and put AZ up 22-17 in the closing seconds of the 3rd quarter. On the ensuing Falcons drive, Heinicke exited with a hamstring injury and Desmond Ridder came on in relief. He led them to the AZ21 where they faced a 4th-n-1 but the AZ defense sent them away by stopping Ridder on a sneak attempt. Atlanta's next possession began at its own 30 with 5:43 to go. After crossing midfield, side judge Frank Steratore gave the Falcons a 32-yard gain to the AZ15 with his defensive pass interference call. Three plays later, Ridder ran it around the left end on 3rd-n-4 from the 9 for a TD. When the 2-point try was unsuccessful, the Falcons led by 1 and the Cards soon took possession at their own 25 with 2:39 left. Murray then took over. On 3rd-n-10 from the AZ42, the QB was pressured in the backfield before circling, dodging and escaping on a sprint that picked up 13 officially but actually covered some 74 total yards and reached a top speed of 20.17 mph. One snap later, he and McBride connected for the 8th and final time of the afternoon and it was a big one – a 33-yard completion to ATL 9. Three runs forced Atlanta to burn its final timeouts and allowed Prater to hit the 23-yard game-winner as time expired.

SCORING DRIVES

TEAM	QTR	TIME	SCORING PLAY	ATL	ARI
Cardinals	1	04:48	M.Prater 51 yd. Field Goal (15-63, 7:48)	0	3
Falcons	2	13:27	S.Miller 2 yd. pass from T.Heinicke (Y.Koo kick) (12-75, 6:21)	7	3
Cardinals	2	10:32	M.Prater 46 yd. Field Goal (6-47, 2:55)	7	6
Falcons	2	04:07	B.Robinson 5 yd. run (Y.Koo kick) (13-75, 6:25)	14	6
Cardinals	2	00:10	K.Murray 6 yd. run (pass failed) (9-75, 3:57)	14	12
Cardinals	3	09:16	M.Prater 56 yd. Field Goal (9-38, 4:49)	14	15
Falcons	3	05:18	Y.Koo 36 yd. Field Goal (4--3, 1:17)	17	15
Cardinals	3	00:19	C.Tune 1 yd. run (M.Prater kick) (3-21, 0:49)	17	22
Falcons	4	02:33	D.Ridder 9 yd. run (pass failed) (8-74, 3:10)	23	22
Cardinals	4	00:00	M.Prater 23 yd. Field Goal (11-70, 2:33)	23	25

Team Statistics

	Falcons	Cardinals
First Downs	20	20
3rd-Down Eff. (Made/Att/Pct)	7/14/50%	3/11/27%
4th-Down Eff. (Made/Att/Pct)	1/2/50%	1/1/100%
Total Net Yards	254	352
Total Plays	65	60
Yards Per Play	3.9	5.9
Rushes/Net Yards	41/184	26/122
Net Passing	70	230
Pass Attempts/Completions	21/12	32/19
Had Intercepted	0	1
Sacked/Yards Lost	3/24	2/19
Punts/Average	4/50.8	3/52.0
Penalties/Yards	4/43	11/112
Fumbles/Lost	0/0	0/0
Possession Time	31:42	28:18

ATLANTA FALCONS

PASSING	ATT	CP	YDS	SK/YD	TD	LG	INT	RTG
Taylor Heinicke	15	8	55	3/24	1	17	0	84.0
Desmond Ridder	6	4	39	0/0	0	18	0	84.7
TOTAL	21	12	94	3/24	1	18	0	84.2

RUSHING	ATT	YDS	AVG	LG	TD
Bijan Robinson	22	95	4.3	17	1
Taylor Heinicke	4	34	8.5	16	0
Tyler Allgeier	9	31	3.4	8	0
Cordarrelle Patterson	3	13	4.3	6	0
Desmond Ridder	3	11	3.7	9t	1
TOTAL	41	184	4.5	17	2

RECEIVING	NO	YDS	AVG	LG	TD
Drake London	3	36	12.0	18	0
Kyle Pitts	3	30	10.0	17	0
Cordarrelle Patterson	2	7	3.5	5	0
Bijan Robinson	1	11	11.0	11	0
Tyler Allgeier	1	7	7.0	7	0
Scotty Miller	1	2	2.0	2t	1
Jonnu Smith	1	1	1.0	1	0
TOTAL	12	94	7.8	18	1

TOP DEFENSE	TOT	SOLO	AST	SCK	YDS	INT
Jessie Bates III	13	11	2	0.0	0.0	0
Kaden Elliss	11	6	5	1.0	8.0	0
Richie Grant	9	7	2	0.0	0.0	0

FIELD GOALS	FGM/FGA	PERCENT	RESULTS
Younghoe Koo	1-1	100.0	36G
TOTAL	1-1	100.0	

ARIZONA CARDINALS

PASSING	ATT	CP	YDS	SK/YD	TD	LG	INT	RTG
Kyler Murray	32	19	249	2/19	0	33	1	71.0
TOTAL	32	19	249	2/19	0	33	1	71.0

RUSHING	ATT	YDS	AVG	LG	TD
James Conner	16	73	4.6	11	0
Kyler Murray	6	33	5.5	13	1
Tony Jones Jr.	1	13	13.0	13	0
Keaontay Ingram	2	2	1.0	2	0
Clayton Tune	1	1	1.0	1t	1
TOTAL	26	122	4.7	13	2

RECEIVING	NO	YDS	AVG	LG	TD
Trey McBride	8	131	16.4	33	0
Rondale Moore	5	43	8.6	12	0
Michael Wilson	3	34	11.3	16	0
Geoff Swaim	2	13	6.5	7	0
Marquise Brown	1	28	28.0	28	0
TOTAL	19	249	13.1	33	0

TOP DEFENSE	TOT	SOLO	AST	SCK	YDS	INT
Kyzir White	11	6	5	0.0	0.0	0
Budda Baker	10	5	5	0.0	0.0	0
BJ Ojulari	8	4	4	2.0	17.0	0

FIELD GOALS	FGM/FGA	PERCENT	RESULTS
Matt Prater	4-4	100.0	51G, 46G, 56G, 23G
TOTAL	4-4	100.0	



CARDINALS 2023 TEAM STATS

WON 2, LOST 8

09/10	L	16-20	at Washington	64,693
09/17	L	28-31	N.Y. Giants	62,080
09/24	W	28-16	Dallas	62,915
10/01	L	16-35	at San Francisco	71,521
10/08	L	20-34	Cincinnati	62,651
10/15	L	9-26	at L.A. Rams	71,202
10/22	L	10-20	at Seattle	68,781
10/29	L	24-31	Baltimore	63,064
11/05	L	0-27	at Cleveland	67,919
11/12	W	25-23	Atlanta	62,861

2023 TEAM STATISTICS

	ARI	OPP.
FIRST DOWNS	179	223
Rushing	64	88
Passing	96	112
Penalty	19	23
Third Down-Made/Att	45/126	56/126
Third Down Efficiency	35.7%	44.4%
Fourth Down-Made/Att	5/18	4/10
Fourth Down Efficiency	27.8%	40.0%
TOTAL NET YARDS	2,959	3,426
Avg. Per Game	295.9	342.6
Total Plays	610	648
Avg. Per Play	4.9	5.3
NET YARDS RUSHING	1,265	1,342
Avg. Per Game	126.5	134.2
Total Rushes	265	319
Avg. Per Rush	4.8	4.2
NET YARDS PASSING	1,694	2,084
Avg. Per Game	169.4	208.4
Sacked/Yards Lost	26/186	28/203
Gross Yards	1,880	2,287
Attempts/Completions	319/198	301/208
Pct. of Completion	62.1%	69.1%
Had Intercepted	8	5
PUNTS/AVERAGE	41/49.0	38/48.8
Net Punting Average	41.5	41.3
PUNT RETURN/AVG.	19/10.7	28/10.3
KICKOFF RETURN/AVG.	9/17.4	3/21.0
INTERCEPTION RETURN/AVG.	5/7.6	8/5.1
PENALTIES/YARDS	69/636	65/557
FUMBLES/BALL LOST	10/5	7/5
TOUCHDOWNS	18	30
Rushing	9	14
Passing	8	15
Returns	1	1
EXTRA POINTS/ATTEMPTS	10/11	29/29
TWO POINT CONVERSION/ATT.	2/7	0/1
FIELD GOALS/ATTEMPTS	18/20	18/20
AVG. TIME OF POSSESSION	27:57	32:03

SCORE BY PERIODS	Q1	Q2	Q3	Q4	OT	PTS
TEAM	35	81	33	27	0	176
OPPONENTS	44	75	54	90	0	263

SCORING	TD	RU	PA	RT	K-PAT	FG	2PT	S	PTS
M. Prater	0	0	0	0	10/11	18/20	0	0	64
M. Brown	4	0	4	0	0/0	0/0	0	0	24
J. Dobbs	3	3	0	0	0/0	0/0	2	0	22
J. Conner	2	2	0	0	0/0	0/0	0	0	12
M. Wilson	2	0	2	0	0/0	0/0	0	0	12
E. Demercado	1	1	0	0	0/0	0/0	0	0	6
Z. Ertz	1	0	1	0	0/0	0/0	0	0	6
T. McBride	1	0	1	0	0/0	0/0	0	0	6
R. Moore	1	1	0	0	0/0	0/0	0	0	6
K. Murray	1	1	0	0	0/0	0/0	0	0	6
C. Thomas	1	0	0	1	0/0	0/0	0	0	6
C. Tune	1	1	0	0	0/0	0/0	0	0	6
TEAM	18	9	8	1	10/11	18/20	2	0	176
OPPONENTS	30	14	15	1	29/29	18/20	0	0	263

SACKS: D. Gardeck 5.0, V. Dimukeje 4.0, Z. Collins 3.5, B. Ojulari 3.0, D. Stills 2.5, K. Strong 2.5, K. White 2.0, J. Ledbetter 1.5, L. Fotu 1.5, C. Watkins 1.0, B. Stille 1.0, J. Woods 0.5, **TM** 28.0, **OPP** 26.0 **FUM/LOST:** J. Dobbs 8/4, C. Tune 1/1, H. Froholdt 1/0, **TM** 10/5, **OPP** 7/5

PASSING	ATT	CMP	YDS	CMP%	YDS/ATT	TD	TD%	INT	INT%	LONG	SACK	LOST	RATING
J. Dobbs	266	167	1,569	62.8	5.9	8	3.0	5	1.9	69	17	126	81.2
K. Murray	32	19	249	59.4	7.8	0	0.0	1	3.1	33	2	19	71.0
C. Tune	21	12	62	57.1	3.0	0	0.0	2	9.5	14	7	41	22.6
TEAM	319	198	1,880	62.1	5.9	8	2.5	8	2.5	69	26.0	186	76.3
OPPONENTS	301	208	2,287	69.1	7.6	15	5.0	5	1.7	63t	28.0	203	101.0

RUSHING	NO.	YDS	AVG	LONG	TD
J. Conner	84	437	5.2	35	2
J. Dobbs	47	258	5.5	44	3
E. Demercado	49	195	4.0	18	1
R. Moore	21	150	7.1	45t	1
K. Ingram	35	74	2.1	14	0
D. Williams	11	43	3.9	9	0
K. Murray	6	33	5.5	13	1
M. Brown	1	29	29.0	29	0
C. Tune	6	29	4.8	11	1
T. Jones Jr.	4	15	3.8	13	0
E. Turner	1	2	2.0	2	0
TEAM	265	1,265	4.8	45t	9
OPPONENTS	319	1,342	4.2	31	14

RECEIVING	TAR	NO.	YDS	AVG	LONG	TD
M. Brown	81	43	468	10.9	41	4
T. McBride	49	36	418	11.6	33	1
Z. Ertz	43	27	187	6.9	17	1
R. Moore	41	25	171	6.8	31	0
M. Wilson	39	28	435	15.5	69	2
E. Demercado	16	12	64	5.3	13	0
Z. Pascal	11	4	19	4.8	9	0
J. Conner	10	8	30	3.8	11	0
G. Swaim	6	5	43	8.6	11	0
K. Ingram	4	4	26	6.5	9	0
T. Jones Jr.	3	2	5	2.5	4	0
D. Williams	2	2	12	6.0	8	0
G. Dortch	2	1	2	2.0	2	0
E. Higgins	2	1	0	0.0	0	0
TEAM	309	198	1,880	9.5	69	8
OPPONENTS	283	208	2,287	11.0	63	15

INTERCEPTIONS	NO.	YDS	AVG	LONG	TD
J. Thompson	1	35	35.0	35	0
K. Wallace	1	2	2.0	2	0
Z. Collins	1	1	1.0	1	0
G. Williams	1	0	0.0	0	0
K. White	1	0	0.0	0	0
TEAM	5	38	7.6	35	0
OPPONENTS	9	59	6.6	25	1

FUMBLES	FUM	LST	FF	REC	TD
J. Dobbs	8	4	0	4	0
C. Tune	1	1	0	0	0
H. Froholdt	1	0	0	1	0
TEAM	10	5	0	5	0
OPPONENTS	7	5	0	1	0

PUNTING	NO.	YDS	AVG	NET	TB	IN	LG	B
B. Gillikin	28	1,416	50.6	42.0	0	5	66	0
N. Cooney	13	592	45.5	40.3	1	2	56	0
TEAM	41	2,008	49.0	41.5	1	7	66	0
OPPONENTS	38	1,853	48.8	41.3	4	15	73	0

PUNT RETURNS	RET	FC	YDS	AVG	LONG	TD
G. Dortch	18	5	193	10.7	49	0
R. Moore	1	3	11	11.0	11	0
TEAM	19	8	204	10.7	49	0
OPPONENTS	28	6	287	10.3	32	0

KICKOFF RETURNS	NO.	YDS	AVG	LONG	TD
G. Dortch	8	135	16.9	28	0
A. Baccellia	1	22	22.0	22	0
TEAM	9	157	17.4	28	0
OPPONENTS	3	63	21.0	24	0

FIELD GOALS	1-19	20-29	30-39	40-49	50+
M. Prater	0/0	3/3	5/6	5/5	5/6
TEAM	0/0	3/3	5/6	5/5	5/6
OPPONENTS	0/0	5/5	6/6	7/8	0/1

2-Pt Conv: J. Dobbs 2, J. Conner 0, **TM** 2-7, **OPP** 0-1

CARDINALS 2023 DEFENSIVE STATS



POS.	PLAYER	TKL.	AST.	COMB	TFL	SACKS/SK. YDS.	QH	FR	FF	INT./YDS.	PD
LB	White, Kyzir	51	36	87	9	2.0/10.0	2	0	0	1/0	2
CB	Wilson, Marco	38	8	46	0	0.0/0.0	0	0	0	0/0	4
S	Wallace, K'Von	26	17	43	1	0.0/0.0	0	0	0	1/2	4
S	Thompson, Jalen	30	10	40	3	0.0/0.0	1	0	1	1/35	3
S	Baker, Budda	23	14	37	1	0.0/0.0	0	0	0	0/0	0
DL	Ledbetter, Jonathan	18	15	33	1	1.5/3.0	2	0	0	0/0	0
LB	Woods, Josh	16	16	32	1	0.5/3.0	1	0	1	0/0	1
CB	Clark, Kei'Trel	28	3	31	1	0.0/0.0	0	0	0	0/0	4
DL	Strong, Kevin	18	12	30	4	2.5/25.0	3	1	0	0/0	1
LB	Gardeck, Dennis	21	8	29	7	5.0/52.0	8	0	1	0/0	1
DL	Stills, Dante	11	18	29	4	2.5/15.0	4	0	0	0/0	0
LB	Collins, Zaven	18	8	26	5	3.5/30.5	6	1	0	1/1	2
DL	Fotu, Leki	11	10	21	3	1.5/4.0	1	0	0	0/0	0
S	Chachere, Andre	16	4	20	0	0.0/0.0	0	0	0	0/0	2
CB	Hamilton Sr., Antonio	15	4	19	0	0.0/0.0	0	0	0	0/0	2
LB	Dimukeje, Victor	11	8	19	4	4.0/27.5	7	0	1	0/0	0
LB	Ojulari, BJ	11	8	19	3	3.0/27.0	3	0	0	0/0	0
DL	Lopez, Roy	8	11	19	1	0.0/0.0	0	0	0	0/0	0
LB	Thomas, Cameron	9	8	17	3	0.0/0.0	1	1	0	0/0	1
LB	Barnes, Krys	13	3	16	1	0.0/0.0	0	0	0	0/0	3
CB	Thomas V, Starling	9	1	10	1	0.0/0.0	0	0	0	0/0	2
LB	Turner, Ezekiel	4	6	10	0	0.0/0.0	0	0	0	0/0	0
CB	Williams, Garrett	7	1	8	0	0.0/0.0	0	0	0	1/0	2
DL	Watkins, Carlos	4	3	7	1	1.0/6.0	1	0	0	0/0	1
DL	Stille, Ben	5	1	6	0	1.0/0.0	1	0	0	0/0	0
LB	Luketa, Jesse	3	3	6	0	0.0/0.0	1	0	0	0/0	0
DL	Banks, Eric	2	0	2	0	0.0/0.0	0	0	0	0/0	0
DL	Collier, L.J.	2	0	2	0	0.0/0.0	0	0	0	0/0	0
S	Blount, Joey	0	1	1	0	0.0/0.0	0	0	0	0/0	0
TOTALS		428	237	665	54	28.0/203.0	42	3	4	5/38	35

POS.	PLAYER	TKL.	AST.	COMB.	DEFENSIVE SCORES
S	Blount, Joey	4	4	8	INT (0)
LB	Turner, Ezekiel	4	4	8	FR (1) (1:02) (Shotgun) S.Howell sacked at WAS 12 for -14 yards (D.Gardeck). FUMBLES (D.Gardeck) [D.Gardeck], RECOVERED by ARZ-C.Thomas at WAS 2. C.Thomas for 2 yards. @ WAS (09/10/23)
WR	Pascal, Zach	5	2	7	Safety (0)
LB	Dimukeje, Victor	3	1	4	
CB	Price, Bobby	3	1	4	
CB	Hamilton Sr., Antonio	3	0	3	FR (2) (13:38) B.Gillikin punts 45 yards to LA 15, Center-A.Brewer. A.Trammell to LA 16 for 1 yard (B.Price, J.Blount). FUMBLES (J.Blount), touched at LA 16, RECOVERED by ARZ-B.Price at LA 17. @ LAR (10/15/23)
LB	Pappoe, Owen	2	1	3	(3:30) B.Gillikin punts 57 yards to SEA 28, Center-A.Brewer. D.Dallas to SEA 32 for 4 yards (J.Blount). FUMBLES (J.Blount), RECOVERED by ARZ-D.Gardeck at SEA 32. D.Gardeck to SEA 30 for 2 yards (C.Thompson). @ SEA (10/22/23)
LB	Barnes, Krys	2	0	2	
P	Gillikin, Blake	1	1	2	
TE	McBride, Trey	1	1	2	
LB	Luketa, Jesse	0	2	2	
CB	Boyd, Kris	1	0	1	
LB	Gardeck, Dennis	1	0	1	
CB	Matthew, Christian	1	0	1	
LB	Thomas, Cameron	1	0	1	
WR	Dortch, Greg	0	1	1	
TE	Swaim, Geoff	0	1	1	
TOTALS		32	19	51	



CARDINALS GAME-BY-GAME OFFENSE

2023 REGULAR SEASON CARDINALS GAME-BY-GAME OFFENSE

	09/10	09/17	09/24	10/01	10/08	10/15	10/22	10/29	11/05	11/12	11/19	11/26	12/03	12/17	12/24	12/31	01/07	Totals
	@	vs.	vs.	@	vs.	@	@	vs.	@	vs.	@	vs.	@	vs.	@	@	vs.	
	WAS	NYG	DAL	SF	CIN	LAR	SEA	BAL	CLE	ATL	HOU	LAR	PIT	SF	CHI	PHI	SEA	
FIRST DOWNS																		
Total	13	24	20	23	15	20	15	22	7	20								179
Rushing	4	10	8	7	5	6	6	7	3	8								64
Passing	9	11	8	13	10	12	7	12	3	11								96
Penalty	0	3	4	3	0	2	2	3	1	1								19
THIRD DOWNS																		
Attempts	14	10	10	15	11	16	15	12	12	11								126
Converted	4	4	5	8	4	6	5	5	1	3								45
Percentage	28.6%	40.0%	50.0%	53.3%	36.4%	37.5%	33.3%	41.7%	8.3%	27.3%								35.7%
FOURTH DOWNS																		
Attempts	1	0	0	3	3	4	3	2	1	1								18
Converted	0	0	0	2	0	2	0	0	0	1								5
Percentage	0.0%	0	0	66.7%	0.0%	50.0%	0.0%	0.0%	0.0%	100.0%								27.8%
TOT. OFFENSE																		
Net Yards	210	379	400	362	294	345	249	310	58	352								2,959
Plays	58	60	53	67	57	73	63	71	48	60								610
Avg./Play	3.6	6.3	7.5	5.4	5.2	4.7	4.0	4.4	1.2	5.9								4.9
RUSHING																		
Net Yards	96	151	222	105	142	130	127	129	41	122								1,265
Rush. Att.	25	29	30	25	22	30	25	32	21	26								265
Avg./Att.	3.8	5.2	7.4	4.2	6.5	4.3	5.1	4.0	2.0	4.7								4.8
PASSING																		
Net Yards	114	228	178	257	152	215	122	181	17	230								1,694
Attempts	30	31	21	41	32	41	34	37	20	32								319
Completions	21	21	17	28	15	21	20	25	11	19								198
Intercepted	0	0	0	0	2	1	0	2	2	1								8
Gross Yards	132	228	189	265	166	235	150	208	58	249								1,880
Sacked	3.0	0.0	2.0	1.0	3.0	2.0	4.0	2.0	7.0	2.0								26.0
Yards Lost	18	0	11	8	14	20	28	27	41	19								186
ADVANCES																		
Rushes	25	29	30	25	22	30	25	32	21	26								265
Completions	21	21	17	28	15	21	20	25	11	19								198
Totals	46	50	47	53	37	51	45	57	32	45								463
Total Drives	11	10	9	7	13	12	11	13	14	10								110
PENALTIES																		
Number	9	8	8	9	2	5	7	6	4	11								69
Yards	122	57	69	55	16	36	59	70	40	112								636
FUMBLES																		
Number	3	0	0	1	1	1	2	1	1	0								10
Lost	2	0	0	0	1	1	0	0	1	0								5
PUNTING																		
Yards	235	146	94	117	219	134	240	207	460	156								2,008
Punts	5	3	2	3	4	3	5	4	9	3								41
Net Avg.	45.0	37.3	47.0	31.0	37.8	34.7	38.6	44.0	45.0	49.3								41.5
Gross Avg.	47.0	48.7	47.0	39.0	54.8	44.7	48.0	51.8	51.1	52.0								49.0
SCORING																		
Points	16	28	28	16	20	9	10	24	0	25								176
Q1	3	7	9	0	0	3	3	7	0	3								35
Q2	10	13	12	10	14	6	7	0	0	9								81
Q3	3	8	0	6	6	0	0	0	0	10								33
Q4	0	0	7	0	0	0	0	17	0	3								27
OT	0	0	0	0	0	0	0	0	0	0								0
TD Rushing	0	2	2	0	1	0	1	1	0	2								9
TD Passing	0	1	1	2	2	0	0	2	0	0								8
TD KO Returns	0	0	0	0	0	0	0	0	0	0								0
TD Punt Returns	0	0	0	0	0	0	0	0	0	0								0
TD Sp. Teams	0	0	0	0	0	0	0	0	0	0								0
TD Def. Returns	1	0	0	0	0	0	0	0	0	0								1
FG Attempts	3	3	3	1	0	3	2	1	0	4								20
FG Made	3	2	3	1	0	3	1	1	0	4								18
Safety	0	0	0	0	0	0	0	0	0	0								0
2-Pt Attempts	0	1	2	1	0	0	0	2	0	1								7
2-Pt Made	0	1	0	0	0	0	0	1	0	0								2
Time of Possession	28:36	30:37	25:27	30:46	21:50	30:30	29:28	30:21	23:35	28:18								27:56

CARDINALS GAME-BY-GAME DEFENSE



2023 REGULAR SEASON CARDINALS GAME-BY-GAME DEFENSE

	09/10	09/17	09/24	10/01	10/08	10/15	10/22	10/29	11/05	11/12	11/19	11/26	12/03	12/17	12/24	12/31	01/07	Totals
	@	vs.	vs.	@	vs.	@	@	vs.	@	vs.	@	vs.	@	vs.	@	@	vs.	
	WAS	NYG	DAL	SF	CIN	LAR	SEA	BAL	CLE	ATL	HOU	LAR	PIT	SF	CHI	PHI	SEA	
FIRST DOWNS																		
Total	21	26	26	30	27	17	18	21	17	20								223
Rushing	7	10	12	10	7	9	6	9	7	11								88
Passing	10	15	11	17	19	7	11	8	9	5								112
Penalty	4	1	3	3	1	1	1	4	1	4								23
THIRD DOWNS																		
Attempts	12	12	16	5	14	12	13	11	17	14								126
Converted	4	7	9	3	5	4	7	4	6	7								56
Percentage	33.3%	58.3%	56.3%	60.0%	35.7%	33.3%	53.8%	36.4%	35.3%	50.0%								44.4%
FOURTH DOWNS																		
Attempts	0	1	1	1	3	0	0	0	2	2								10
Converted	0	1	0	1	0	0	0	0	1	1								4
Percentage	0	100.0%	0.0%	100.0%	0.0%	0	0	0	50.0%	50.0%								40.0%
TOT. OFFENSE																		
Net Yards	248	439	416	395	380	382	318	268	326	254								3,426
Plays	65	67	75	53	79	55	58	60	71	65								648
Avg./Play	3.8	6.6	5.5	7.5	4.8	6.9	5.5	4.5	4.6	3.9								5.3
RUSHING																		
Net Yards	92	127	185	124	93	179	115	130	113	184								1,342
Rush. Att.	28	27	33	31	30	28	32	29	40	41								319
Avg./Att.	3.3	4.7	5.6	4.0	3.1	6.4	3.6	4.5	2.8	4.5								4.2
PASSING																		
Net Yards	156	312	231	271	287	203	203	138	213	70								2,084
Attempts	31	37	40	21	46	24	24	27	30	21								301
Completions	19	26	25	20	36	15	18	18	19	12								208
Intercepted	1	1	1	0	1	0	1	0	0	0								5
Gross Yards	202	321	249	283	317	226	219	157	219	94								2,287
Sacked	6.0	3.0	2.0	1.0	3.0	3.0	2.0	4.0	1.0	3.0								28.0
Yards Lost	46	9	18	12	30	23	16	19	6	24								203
ADVANCES																		
Rushes	28	27	33	31	30	28	32	29	40	41								319
Completions	19	26	25	20	36	15	18	18	19	12								208
Totals	47	53	58	51	66	43	50	47	59	53								527
Total Drives	13	10	8	8	12	10	10	12	14	10								107
PENALTIES																		
Number	8	9	13	4	4	6	5	6	6	4								65
Yards	70	75	107	21	40	59	32	45	65	43								557
FUMBLES																		
Number	2	0	0	0	1	1	2	1	0	0								7
Lost	2	0	0	0	0	1	2	0	0	0								5
PUNTING																		
Yards	266	111	102	45	145	186	143	242	410	203								1,853
Punts	6	3	2	1	3	4	3	5	7	4								38
Net Avg.	40.3	37.0	41.5	45.0	41.0	37.5	38.3	46.2	46.0	36.8								41.3
Gross Avg.	44.3	37.0	51.0	45.0	48.3	46.5	47.7	48.4	58.6	50.8								48.8
SCORING																		
Points	20	31	16	35	34	26	20	31	27	23								263
Q1	7	0	3	7	10	3	7	7	0	0								44
Q2	3	0	7	14	7	3	7	7	13	14								75
Q3	0	14	3	0	7	10	3	7	7	3								54
Q4	10	17	3	14	10	10	3	10	7	6								90
OT	0	0	0	0	0	0	0	0	0	0								0
TD Rushing	1	2	0	4	0	1	0	3	1	2								14
TD Passing	1	2	1	1	3	1	2	1	2	1								15
TD KO Returns	0	0	0	0	0	0	0	0	0	0								0
TD Punt Returns	0	0	0	0	0	0	0	0	0	0								0
TD Sp. Teams	0	0	0	0	0	0	0	0	0	0								0
TD Def. Returns	0	0	0	0	1	0	0	0	0	0								1
FG Attempts	2	1	3	0	2	4	2	2	3	1								20
FG Made	2	1	3	0	2	4	2	1	2	1								18
Safety	0	0	0	0	0	0	0	0	0	0								0
2-Pt Attempts	0	0	0	0	0	0	0	0	0	1								1
2-Pt Made	0	0	0	0	0	0	0	0	0	0								0
Time of Possession	31:24	29:23	34:33	29:14	38:10	29:30	30:32	29:39	36:25	31:42								32:03



THE LAST TIME - REGULAR SEASON

RUSHING

200 Yards Rushing

By Cardinals: 228, Beanie Wells at St. Louis, Nov. 27, 2011 (27 att., 1 TD)
By Opponent: 228, Clinton Portis at Denver, Dec. 29, 2002 (24 att., 2 TD)

150 Yards Rushing

By Cardinals: 164, Kenyan Drake at Dallas, Oct. 19, 2020 (20 att., 2 TD)
By Opponent: 158, Kyren Williams vs. LA Rams, Oct. 15, 2023 (20 att., 1 TD)

100 Yards Rushing

By Cardinals: 106, James Conner vs. NY Giants, Sep. 17, 2023 (23 att., 1 TD)
By Opponent: 105, Kenneth Walker III at Seattle, Oct. 22, 2023 (26 att.)

Two 100-Yard Rushers

By Cardinals: 126 yards, Ottis Anderson/102 yards, Wayne Morris at New Orleans, Oct. 5, 1980
By Opponent: 128 yards, Marshawn Lynch/108 yards, Robert Turbin at Seattle, Dec. 9, 2012

Four Rushing Touchdowns

By Cardinals: Kenyan Drake vs. Cleveland, Dec. 15, 2019 (5, 1, 1, 17 yards)
By Opponent: Shaun Alexander at Seattle, Sep. 25, 2005 (25, 1, 1, 1 yards)

Three Rushing Touchdowns

By Cardinals: Kenyan Drake (4) vs. Cleveland, Dec. 15, 2019 (5, 1, 1, 17 yards)
By Opponent: Gus Edwards vs. Baltimore, Oct. 29, 2023 (1, 7, 1 yards)

Two Rushing Touchdowns

By Cardinals: James Conner at LA Rams, Nov. 13, 2022 (4, 9 yards)
By Opponent: Gus Edwards (3) vs. Baltimore, Oct. 29, 2023 (1, 7, 1 yards)

PASSING

500 Yards Passing

By Cardinals: 522, Boomer Esiason at Washington, Nov. 10, 1996-OT (35 comp., 59 att.)
By Opponent: Never happened

400 Yards Passing

By Cardinals: 400, Kyler Murray vs. Minnesota, Sep. 19, 2021 (29 comp., 36 att.)
By Opponent: 424, Jared Goff vs. LA Rams, Dec. 1, 2019 (32 comp., 43 att.)

300 Yards Passing

By Cardinals: 326, Kyler Murray at Minnesota, Oct. 30, 2022 (31 comp., 44 att.)
By Opponent: 317, Joe Burrow vs. Cincinnati, Oct. 18, 2023 (36 comp., 46 att.)

Six Touchdown Passes

By Cardinals: Charley Johnson vs. New Orleans, Nov. 2, 1969 (32, 14, 28, 31, 26, 14 yards)
By Opponent: Brett Favre at NY Jets, Sep. 28, 2008 (12, 34, 2, 17, 40, 24 yards)

Five Touchdown Passes

By Cardinals: Kurt Warner at Chicago, Nov. 8, 2009 (11, 6, 17, 15, 4 yards)
By Opponent: Patrick Mahomes vs. Kansas City, Sep. 11, 2022 (9, 3, 4, 1, 2 yards)

Four Touchdown Passes

By Cardinals: Kyler Murray at Cleveland, Oct. 17, 2021 (21, 13, 9, 14 yards)
By Opponent: Jimmy Garoppolo vs. San Francisco, Nov. 21, 2022 (7, 39, 13, 32 yards)

Three Touchdown Passes

By Cardinals: Kyler Murray at Minnesota, Oct. 30, 2022 (6, 8, 38 yards)
By Opponent: Joe Burrow vs. Cincinnati, Oct. 8, 2023 (2, 63, 3 yards)

RECEIVING

200 Yards Receiving

By Cardinals: 217, Anquan Boldin at Detroit, Sep. 7, 2003 (10 rec., 2 TD)
By Opponent: 200, Tyler Lockett vs. Seattle, Oct. 25, 2020 (15 rec., 3 TD)

150 Yards Receiving

By Cardinals: 159, DeAndre Hopkins at Minnesota, Oct. 30, 2022 (12 rec., 1 TD)
By Opponent: 192, Ja'Marr Chase vs. Cincinnati, Oct. 8, 2023 (15 rec., 3 TD)

100 Yards Receiving

By Cardinals: 131, Trey McBride vs. Atlanta, Nov. 12, 2023 (8 rec.)
By Opponent: 139, Amari Cooper at Cleveland, Nov. 5, 2023 (5 rec., 1 TD)

Two 100-Yard Receivers

By Cardinals: 112, A.J. Green (5 rec.), 104, Christian Kirk (7 rec.) at Jacksonville, Sep. 26, 2021
By Opponent: 172, Robert Woods (13 rec.), 107, Tyler Higbee (7 rec., 1 TD) vs. LA Rams, Dec. 1, 2019

Four Receiving Touchdowns

By Cardinals: Roy Green vs. Seattle, Nov. 13, 1983 (15, 23, 7, 63 yards)
By Opponent: Earnest Gray vs. NY Giants, Sep. 7, 1980 (10, 37, 42, 20 yards)

Three Receiving Touchdowns

By Cardinals: Christian Kirk at Tampa Bay, Nov. 10, 2019 (33, 69, 15 yards)
By Opponent: Ja'Marr Chase vs. Cincinnati, Oct. 8, 2023 (2, 63, 3 yards)

Two Receiving Touchdowns

By Cardinals: Michael Wilson at San Francisco Jan. 2, 2022 (16, 8 yards)
By Opponent: Ja'Marr Chase vs. Cincinnati, Oct. 8, 2023 (2, 63, 3 yards)

10 or More Receptions in a Game

By Cardinals: Trey McBride (10 for 95 yards) vs. Baltimore, Oct. 29, 2023
By Opponent: Ja'Marr Chase (15 for 192 yards) vs. Cincinnati, Oct. 8, 2023

COMBOS

100-Yard Rusher/100-Yard Receiver

By Cardinals: Kenyan Drake, 100 rushing yards/DeAndre Hopkins, 127 receiving yards vs. Buffalo, Nov. 15, 2020
By Opponent: Kyren Williams, 158 rushing yards/Cooper Kupp, 148 receiving yards at LA Rams, Oct. 15, 2023

100-Yard Rusher/Two 100-Yard Receivers

By Cardinals: Johnny Johnson, 103 rushing yards/Ernie Jones, 117 receiving yards/Roy Green, 120 receiving yards vs. Green Bay, Nov. 18, 1990
By Opponent: Marshawn Lynch, 113 rushing yards/Luke Willson, 139 receiving yards/Doug Baldwin, 113 receiving yards vs. Seattle, Dec. 21, 2014

100-Yard Rusher/100-Yard Receiver/300-Yard Passer

By Cardinals: Chris Johnson, 109 rushing yards/Michael Floyd, 106 receiving yards/Carson Palmer 374 passing yards at Cleveland, Nov. 1, 2015
By Opponent: Latavius Murray, 102 rushing yards/Michael Thomas, 112 receiving yards/Drew Brees, 373 passing yards at New Orleans, Oct. 27, 2019

Two 100-Yard Receivers/300-Yard Passer

By Cardinals: A.J. Green, 112; Christian Kirk, 104; Kyler Murray, 316, at Jacksonville, Sep. 26, 2021
By Opponent: Robert Woods, 172; Tyler Higbee, 107; Jared Goff, 424 vs. LA Rams, Dec. 1, 2019

SCORING

Four Total Touchdowns

By Cardinals: Kenyan Drake vs. Cleveland, Dec. 15, 2019 (4 rush)
By Opponent: Christian McCaffrey at San Francisco, Oct. 1, 2023 (3 rush, 1 rec.)

Three Total Touchdowns

By Cardinals: James Conner at San Francisco, Nov. 7, 2021 (2 rush, 1 rec.)
By Opponent: Gus Edwards vs. Baltimore, Oct. 29, 2023 (3 rush.)

Two-Point Conversion

By Cardinals: Joshua Dobbs run vs. Baltimore, Oct. 29, 2023
By Opponent: Austin Ekeler reception vs. LA Chargers, Nov. 27, 2022

Multiple Two-Point Conversions

By Cardinals: Eno Benjamin run; Zach Ertz reception vs. New Orleans, Oct. 20, 2022
By Opponent: Todd Gurley run (2x); Malcolm Brown reception vs. LA Rams, Sep. 16, 2018

Safety

By Cardinals: Intentional grounding by Jalen Hurts in end zone vs. Philadelphia, Dec. 20, 2020
By Opponent: Intentional grounding by Kyler Murray in end zone vs. Indianapolis, Dec. 25, 2021

KICKING

Six Field Goals

By Cardinals: Phil Rackers vs. San Francisco, Oct. 2, 2005 (40, 45, 48, 23, 43, 24 yards)
By Opponent: Never happened

Five Field Goals

By Cardinals: Phil Dawson at Washington, Dec. 17, 2017 (40, 35, 19, 34, 32 yards)
By Opponent: Robbie Gould vs. San Francisco, Oct. 1, 2017 (49, 39, 47, 48, 23 yards)

Four Field Goals

By Cardinals: Matt Prater vs. Atlanta, Nov. 12, 2023 (51, 46, 56, 23 yards)
By Opponent: Brett Maher vs. LA Rams, Oct. 15, 2023 (29, 35, 25, 43 yards)

Three Field Goals

By Cardinals: Matt Prater vs. Atlanta, Nov. 12, 2023 (51, 46, 56, 23 yards)
By Opponent: Brett Maher vs. LA Rams, Oct. 15, 2023 (29, 35, 25 yards)



Missed Point-After-Touchdown

By Cardinals: Matt Prater vs. Cincinnati, Oct. 8, 2023 (wide left)
By Opponent: Greg Joseph at Minnesota, Oct 30, 2022 (hit left upright)

Blocked Punt

By Cardinals: Ezekiel Turner vs. Philadelphia, Dec. 20, 2020 (Cameron Johnston punt)
By Opponent: Richie Grant at Atlanta, Jan. 1, 2023 (Andy Lee Punt)

Blocked Punt Return For Touchdown

By Cardinals: Dennis Gardeck (Cameron Malveaux block) at Seattle, Dec. 30, 2018, 0 yards (Michael Dickson punt)
By Opponent: Elijahaa Penny (Michael Thomas block) at NY Giants, Oct. 20, 2019, 0 yards (Andy Lee punt)

Blocked Field Goal Attempt

By Cardinals: Leki Fotu at Minnesota, Oct. 30, 2022 (Greg Joseph 45-yard attempt)
By Opponent: A'Shawn Robinson at LA Rams, Jan. 3, 2021 (Mike Nugent 37-yard attempt)

Blocked Field Goal Attempt For Touchdown

By Cardinals: Justin Bethel (Adrian Wilson block) vs. Chicago, Dec. 23, 2012, 82 yards (Olindo Mare kick)
By Opponent: Mike Bass (Verlon Biggs block) at Washington, Sep. 24, 1972, 32 yards (Jim Bakken kick)

RETURNS

Punt Return For Touchdown

By Cardinals: Ted Ginn, Jr. at NY Giants, Sep. 14, 2014, 71 yards (Steve Weatherford punt)
By Opponent: Dontae Johnson vs. Pittsburgh, Dec. 8, 2019, 85 yards (Andy Lee punt)

Kickoff Return For Touchdown

By Cardinals: David Johnson at Chicago, Sep. 20, 2015, 108 yards (Robbie Gould kickoff)
By Opponent: Tyler Lockett at Seattle, Dec. 31, 2017, 99 yards (Phil Dawson kickoff)

Interception Return For Touchdown

By Cardinals: Zaven Collins vs. Seattle, Nov. 6, 2022 (30 yards, Geno Smith pass)
By Opponent: Cam Taylor-Britt vs. Cincinnati, Oct. 8, 2023 (11 yards, Johua Dobbs pass)

Fumble Return For Touchdown

By Cardinals: Cam Thomas at Washington, Sep. 10, 2023, 2 yards (Sam Howell fumble)
By Opponent: Raekwon McMillan vs. New England, Dec. 12, 2022, 23 yards (De'Andre Hopkins fumble)

DEFENSE

Four Interceptions

By Cardinals: Kwamie Lassiter vs. San Diego, Dec. 27, 1998
By Opponent: Never happened

Three Interceptions

By Cardinals: Antrel Rolle at Cincinnati, Nov. 18, 2007
By Opponent: Marcus Trufant at Seattle, Dec. 9, 2007

Two Interceptions

By Cardinals: Marco Wilson vs. Tampa Bay, Dec. 25, 2022
By Opponent: Tashaun Gipson Sr. at San Francisco, Jan. 8, 2023

Two Interceptions By Teammates

By Cardinals: at Washington, Oct. 16, 1994 (Aeneas Williams and James Williams)
By Opponent: vs. Cincinnati, Oct. 8, 2023 (Cam Taylor-Britt and Germaine Pratt)

Four Quarterback Sacks

By Cardinals: Chandler Jones (5.0) at Tennessee, Sep. 12, 2021
By Opponent: Cameron Wake (4.5) vs. Miami, Sep. 30, 2012

Three Quarterback Sacks

By Cardinals: J.J. Watt at Denver, Dec. 18, 2022
By Opponent: Josh Uche vs. New England, Dec. 12, 2022

Two Quarterback Sacks By Teammates

By Cardinals: at Cleveland, Oct. 17, 2021 (Markus Golden 2.0, Jordan Hicks 2.0)
By Opponent: vs. Carolina, Sep. 22, 2019 (Mario Addison 3.0, Christian Miller 2.0)

Two Opponent Fumble Recoveries

By Cardinals: Jordan Hicks at San Francisco, Nov. 7, 2021
By Opponent: J.J. Watt vs. Houston, Nov. 10, 2013

TEAM SCORING

50 Points Scored By Team

By Cardinals: St. Louis 56 at Minnesota 14, Oct. 6, 1963
By Opponent: Arizona 0 at Seattle 58, Dec. 9, 2012

40 Points Scored By Team

By Cardinals: Arizona 42, vs. New Orleans 34, Oct. 20, 2022
By Opponent: Arizona 21, vs. Kansas City 44, Sep. 11, 2022

20 First-Quarter Points

By Cardinals: 21 vs. San Francisco, Sep. 10, 2006
By Opponent: 21 vs. Denver, Oct. 18, 2018

20 Second-Quarter Points

By Cardinals: 21 vs. NY Giants, Sep. 17, 2023
By Opponent: 20 vs. Philadelphia, Dec. 20, 2020

20 Third-Quarter Points

By Cardinals: 21 vs. Green Bay, Dec. 27, 2015
By Opponent: 21 at San Francisco, Jan. 2, 2011

20 Fourth-Quarter Points

By Cardinals: 20 at Seattle, Dec. 24, 2016
By Opponent: 21 vs. LA Rams, Dec. 6, 2020

30 One-Half Points

By Cardinals: 31 in first half vs. San Francisco, Sep. 27, 2015
By Opponent: 31 in second half vs. NY Giants, Sep. 17, 2023

Score Touchdown In Each Quarter

By Cardinals: at Cleveland, Oct. 17, 2021 (7, 16, 7, 7 points)
By Opponent: vs. Baltimore Oct. 29, 2023 (7, 7, 7, 7 points)

OFFENSE

500 Yards Total Offense

By Cardinals: 503 vs. Minnesota, Sep. 19, 2021
By Opponent: 572 vs. Seattle, Oct. 25, 2020

No Sacks/No Interceptions Allowed

By Cardinals: vs. NY Giants, Sep. 17, 2023
By Opponent: vs. San Francisco, Nov. 21, 2022

DEFENSE

Shutout

By Cardinals: Arizona 23, vs. NY Giants 0, Dec. 24, 2017 (State Farm Stadium)
By Opponent: Arizona 0, at Cleveland 27, Nov. 5, 2023 (Cleveland Browns Stadium)

Shutout At Home

By Cardinals: Arizona 23, vs. NY Giants 0, Dec. 24, 2017 (State Farm Stadium)
By Opponent: Arizona 0, vs. Seattle 38, Sep. 14, 2003 (Sun Devil Stadium)

Shutout On The Road

By Cardinals: Arizona 38, at Dallas 0, Nov. 16, 1970 (Cotton Bowl)
By Opponent: Arizona 0, at Cleveland 27, Nov. 5, 2023 (Cleveland Browns Stadium)

MISCELLANEOUS

Overtime Win At Home

By Cardinals: vs. Seattle, Oct. 25, 2020, 37-34 (State Farm Stadium)
By Opponent: Dec. 25 2022 vs. Tampa Bay, 19-16 (State Farm Stadium)

Overtime Win On The Road

By Cardinals: Sep. 18, 2022 at Las Vegas, 29-23 (Allegiant Stadium)
By Opponent: Nov. 7, 2010 at Minnesota, 27-24 (Metrodome)

10 Or More Penalties

By Cardinals: 11, vs. Atlanta, Nov. 12 2023 (112 yards)
By Opponent: 13, vs. Dallas, Sep. 24, 2023 (107 yards)

Tie Game

By Cardinals: Sep. 8, 2019 vs. Detroit, 27-27

Over 40:00 Time of Possession (Non-OT)

By Cardinals: 40:22 at Seattle, Nov. 21, 2021
By Opponent: 40:12 at San Francisco, Oct. 7, 2018



CARDINALS MISCELLANEOUS STATS

Season Record.....	2-8	At Home.....	2-3	When won coin toss.....	0-1
In NFC West Games.....	0-3	On the Road.....	0-5	When lost coin toss.....	1-8
In NFC East Games.....	1-2	Outdoors.....	0-4	When scored first.....	2-3
In NFC North Games.....	0-0	Indoors.....	2-4	When opponent scores first.....	0-5
In NFC South Games.....	1-0	On Natural Grass.....	2-6	In overtime games.....	0-0
In September.....	1-2	When Cards out-rushed opponent.....	1-4		
In October.....	0-5	When Cards out-passed opponent.....	1-2		
In November.....	1-1	While wearing white jersey/white pants.....	0-4		
In December.....	0-0	While wearing red jersey/red pants.....	2-3		
In January.....	0-0	While wearing alternate black uniform.....	0-1		
With roof open at State Farm Stadium.....	0-0	When playing in the Eastern Time Zone.....	0-2		
With roof closed at State Farm Stadium.....	2-3	When Tied at Halftime.....	0-0		
When Yielding 20 Points or Less.....	1-1	When Led at the End of 3 rd Quarter.....	2-2		
When Scoring 20 Points or More.....	2-3	When Trailing at the End of 3 rd Quarter.....	0-6		
When Led at Halftime.....	1-3	When Tied at the End of 3 rd Quarter.....	0-0		
When Trailing at Halftime.....	1-5	When Arizona had a 100-yd rusher.....	0-1		
When Arizona had a 100-yd rusher.....	0-1	When opp. had a 100-yd rusher.....	1-3		
When opp. had a 100-yd rusher.....	1-3	When Arizona had a 100-yd receiver.....	1-0		
When Arizona had a 100-yd receiver.....	1-0	When opp. had a 100-yd receiver.....	0-4		
When opp. had a 100-yd receiver.....	0-4	When Arizona had a 300-yard passer.....	0-0		
When Arizona had a 300-yard passer.....	0-0	When opponent had a 300-yard passer.....	0-2		
When opponent had a 300-yard passer.....	0-2	When Arizona won turnover margin.....	1-3		
When Arizona won turnover margin.....	1-3	When opponent won turnover margin.....	1-4		
When opponent won turnover margin.....	1-4				

Booth Initiated Reviews

Date	Opp	Explanation	Result
10-1	@ SF	Reviewed the short of the line to gain ruling for ARZ RB Joshua Dobbs-(First down)	Reversed
10-15	@ LAR	Reviewed the fumble ruling in endzone for LAR RB Kyren Williams-(Touchdown)	Reversed
10-29	vs. BAL	Reviewed the fumble ruling for BAL QB Lamar Jackson-(Incomplete)	Reversed
11-5	@ CLV	Reviewed the pass completion ruling for CLV WR Elijah Moore	Upheld
11-12	vs. ATL	Reviewed the runner broke the plane ruling for ARZ WR Michael Wilson-(Short of TD)	Reversed

Arizona Instant Replay Challenges (0-0)

Date	Opp	Explanation	Result
------	-----	-------------	--------

Opponent Instant Replay Challenges (3 of 5)

Date	Opp	Explanation	Result
9-10	@ WAS	Challenged the runner was short of the line to gain ruling for WAS RB Antonio Gibson	Upheld
9-17	vs. NYG	Challenged the pass completion ruling for ARZ WR Rondale Moore	Upheld
10-22	@ SEA	Challenged the pass completion ruling for ARZ RB Emari Demercado-(Incomplete)	Reversed
		Challenged the incomplete pass ruling for SEA WR Jake Bobo-(Touchdown)	Reversed
10-29	vs. BAL	Challenged the runner was out of bounds ruling for ARZ TE Trey McBride-(Inbounds)	Reversed

Overtime Scoring Plays (0-0)

Date	Opp	Play
------	-----	------

Arizona Defensive Touchdowns

Date	Opp	Play
9-10	@ WAS	LB Cameron Thomas two-yard fumble return for a touchdown

Arizona Kick/Punt Return Touchdowns

Date	Opp	Play
------	-----	------



Arizona Two-Point Conversion Attempts (2 of 7)

Date	Opp	Play
9-17	vs. NYG	Run by QB Joshua Dobbs is successful
9-24	vs. DAL	Run by RB James Conner fails
		Pass attempt from QB Joshua Dobbs to WR Marquise Brown fails
10-1	@ SF	Run by RB James Conner fails
10-29	vs. BAL	Run by QB Joshua Dobbs is successful
		Pass attempt from QB Joshua Dobbs to WR Marquise Brown fails
11-12	vs. ATL	Pass attempt from QB Kyler Murray to RB James Conner fails

Arizona Onside Kick Attempts/Recoveries (1 of 2)

Date	Opp	Play
10-29	vs. BAL	K Matt Prater onside kick is recovered by ARZ LB Owen Pappoe
		K Matt Prater onside kick is recovered by BAL WR Nelson Agholor



CARDINALS SCORING DRIVES

CARDINALS 2023 REGULAR SEASON SCORING DRIVES

DATE	OPPONENT	ACQUIRED	DRIVE				TIME	FIRST DOWNS	SCORING PLAY	ARI	OPP
			START	PLAYS	YARDS	Q					
09/10	at Washington	Kickoff	ARI 25	8	64	Q1	3:22	2	M. Prater: 28-yard FG	3	7
		Interception	WAS 37	4	1	Q2	1:20	0	M. Prater: 54-yard FG	6	7
		Kickoff	ARI 25	11	56	Q3	4:51	4	M. Prater: 37-yard FG	16	10
09/17	N.Y. Giants	Punt	ARI 14	9	86	Q1	4:41	6	J. Conner: 4-yard run	7	0
		Punt	ARI 20	7	80	Q1	3:27	4	Q2: J. Dobbs: 23-yard run	14	0
		Punt	ARI 27	9	54	Q2	5:02	3	M. Prater: 37-yard FG	17	0
		Interception	NYG 34	6	8	Q2	3:11	1	M. Prater: 44-yard FG	20	0
09/24	Dallas	Kickoff	ARI 25	8	75	Q3	4:09	5	M. Brown: 3-yard pass from J. Dobbs	28	7
		Kickoff	ARI 25	6	54	Q1	2:29	1	M. Prater: 39-yard FG	3	0
		Punt	ARI 18	7	82	Q1	3:49	5	J. Conner: 5-yard run	9	0
		Kickoff	ARI 25	7	75	Q1	4:17	3	Q2: R. Moore: 45-yard run	15	3
		Kickoff	ARI 25	10	50	Q2	4:04	3	M. Prater: 43-yard FG	18	10
10/01	at San Francisco	Punt	ARI 29	5	27	Q2	0:25	2	M. Prater: 62-yard FG	21	10
		Kickoff	ARI 24	4	76	Q4	2:11	2	M. Brown: 2-yard pass from J. Dobbs	28	16
		Kickoff	ARI 40	13	40	Q2	6:00	3	M. Prater: 38-yard FG	3	14
10/08	Cincinnati	Kickoff	ARI 13	13	87	Q2	4:59	5	M. Wilson: 16-yard pass from J. Dobbs	10	21
		Punt	ARI 1	11	99	Q3	6:25	6	M. Wilson: 8-yard pass from J. Dobbs	16	21
		Kickoff	ARI 25	9	75	Q1	4:21	4	Q2: M. Brown: 25-yard pass from J. Dobbs	7	10
10/15	at L.A. Rams	Punt	CIN 49	5	49	Q2	2:13	3	Z. Ertz: 4-yard pass from J. Dobbs	14	10
		Kickoff	ARI 25	11	75	Q3	6:06	5	E. Demercado: 11-yard run	20	24
		Kickoff	ARI 25	8	38	Q1	3:35	2	M. Prater: 55-yard FG	3	0
10/22	at Seattle	Fumble	LAR 17	4	3	Q2	0:52	0	M. Prater: 32-yard FG	6	3
		Punt	ARI 28	11	63	Q2	4:22	4	M. Prater: 27-yard FG	9	3
		Fumble	SEA 30	4	4	Q1	1:22	0	M. Prater: 44-yard FG	3	7
10/29	Baltimore	Punt	ARI 20	8	80	Q2	4:27	6	J. Dobbs: 25-yard run	9	7
		Kickoff	ARI 25	12	75	Q1	6:55	6	J. Dobbs: 1-yard run	7	0
		Kickoff	ARI 25	9	75	Q4	2:55	4	T. McBride: 17-yard pass from J. Dobbs	15	24
11/12	Atlanta	Kickoff	ARI 25	10	75	Q4	1:37	6	M. Brown: 1-yard pass from J. Dobbs	21	31
		Onside Kick	50 yard line	5	21	Q4	0:48	1	M. Prater: 47-yard FG	24	31
		Punt	ARI 4	15	63	Q1	7:48	5	M. Prater: 51-yard FG	3	0
		Kickoff	ARI 25	6	47	Q2	2:55	2	M. Prater: 46-yard FG	6	7
		Kickoff	ARI 25	9	75	Q2	3:57	4	K. Murray: 6-yard run	12	14
11/19		Punt	ARI 24	9	38	Q3	4:49	3	M. Prater: 56-yard FG	15	14
		Punt	ATL 21	3	21	Q3	0:49	2	C. Tune: 1-yard run	22	17
11/26		Kickoff	ARI 25	11	70	Q4	2:33	3	M. Prater: 23-yard FG	25	23
			--	--	--	--	--	--	--	--	--
12/03			--	--	--	--	--	--	--	--	
12/17			--	--	--	--	--	--	--	--	
12/24			--	--	--	--	--	--	--	--	
12/31			--	--	--	--	--	--	--	--	
01/07			--	--	--	--	--	--	--	--	
AVG				8.2	56.0		3:37	3.3			

CARDINALS DEFENSIVE SUMMARIES



SEPTEMBER 10, 2023
CARDINALS @ WASHINGTON COMMANDERS
L 20-16

TOP TACKLERS		SACKS		INTS		FORCED FUMBLES		RECOVERED FUMBLES	
PLAYER	NO.	PLAYER	NO.	PLAYER	NO.	PLAYER	NO.	PLAYER	NO.
K. White	9	D. Gardeck	2.0	Z. Collins	1	V. Dimukeje	1	Z. Collins	1
K. Wallace	7	V. Dimukeje	1.0			D. Gardeck	1	C. Thomas	1
J. Ledbetter	6	L. Fotu	1.0						
M. Wilson	6	J. Ledbetter	1.0						
B. Baker	5	C. Watkins	1.0						

SEPTEMBER 17, 2023
CARDINALS VS. NEW YORK GIANTS
L 31-28

TOP TACKLERS		SACKS		INTS		FORCED FUMBLES		RECOVERED FUMBLES	
PLAYER	NO.	PLAYER	NO.	PLAYER	NO.	PLAYER	NO.	PLAYER	NO.
K. Wallace	8	D. Gardeck	1.0	J. Thompson	1				
K. Barnes	7	K. White	1.0						
J. Thompson	7	Z. Collins	0.5						
K. White	7	V. Dimukeje	0.5						
K. Clark	5								

SEPTEMBER 24, 2023
CARDINALS VS. DALLAS COWBOYS
W 28-16

TOP TACKLERS		SACKS		INTS		FORCED FUMBLES		RECOVERED FUMBLES	
PLAYER	NO.	PLAYER	NO.	PLAYER	NO.	PLAYER	NO.	PLAYER	NO.
K. White	14	Z. Collins	1.0	K. White	1				
K. Clark	10	V. Dimukeje	1.0						
J. Thompson	8								
K. Barnes	7								
K. Wallace	7								

OCTOBER 1, 2023
CARDINALS @ SAN FRANCISCO 49ERS
L 35-16

TOP TACKLERS		SACKS		INTS		FORCED FUMBLES		RECOVERED FUMBLES	
PLAYER	NO.	PLAYER	NO.	PLAYER	NO.	PLAYER	NO.	PLAYER	NO.
E. Turner	9	D. Gardeck	1.0						
K. Wallace	8								
K. White	7								
K. Clark	5								
Z. Collins	4								

OCTOBER 8, 2023
CARDINALS VS. CINCINNATI BENGALS
L 34-20

TOP TACKLERS		SACKS		INTS		FORCED FUMBLES		RECOVERED FUMBLES	
PLAYER	NO.	PLAYER	NO.	PLAYER	NO.	PLAYER	NO.	PLAYER	NO.
M. Wilson	11	Z. Collins	1.0	K. Wallace	1	J. Thompson	1		
K. Wallace	10	D. Stills	1.0						
K. White	10	K. Strong	1.0						
A. Hamilton Sr.	7								
D. Stills	6								

OCTOBER 15, 2023
CARDINALS @ LOS ANGELES RAMS
L 26-9

TOP TACKLERS		SACKS		INTS		FORCED FUMBLES		RECOVERED FUMBLES	
PLAYER	NO.	PLAYER	NO.	PLAYER	NO.	PLAYER	NO.	PLAYER	NO.
K. White	8	V. Dimukeje	1.0						
J. Woods	6	K. Strong	1.0						
A. Chachere	5	K. White	1.0						
A. Hamilton Sr.	5								
M. Wilson	5								



CARDINALS DEFENSIVE SUMMARIES

OCTOBER 22, 2023 CARDINALS @ SEATTLE SEAHAWKS L 20-10

TOP TACKLERS		SACKS		INTS		FORCED FUMBLES		RECOVERED FUMBLES	
PLAYER	NO.	PLAYER	NO.	PLAYER	NO.	PLAYER	NO.	PLAYER	NO.
B. Baker	6	Z. Collins	1.0	G. Williams	1			K. Strong	1
A. Chachere	6	J. Ledbetter	0.5						
J. Woods	6	K. Strong	0.5						
K. Strong	5								
K. White	5								

OCTOBER 29, 2023 CARDINALS VS. BALTIMORE RAVENS L 31-24

TOP TACKLERS		SACKS		INTS		FORCED FUMBLES		RECOVERED FUMBLES	
PLAYER	NO.	PLAYER	NO.	PLAYER	NO.	PLAYER	NO.	PLAYER	NO.
K. White	9	D. Stills	1.5			J. Woods	1		
B. Baker	6	B. Ojulari	1.0						
J. Thompson	6	B. Stille	1.0						
A. Hamilton Sr.	5	V. Dimukeje	0.5						
D. Stills	5								

NOVEMBER 5, 2023 CARDINALS @ CLEVELAND BROWNS L 27-0

TOP TACKLERS		SACKS		INTS		FORCED FUMBLES		RECOVERED FUMBLES	
PLAYER	NO.	PLAYER	NO.	PLAYER	NO.	PLAYER	NO.	PLAYER	NO.
B. Baker	10	L. Fotu	0.5						
K. White	7	J. Woods	0.5						
K. Strong	6								
J. Woods	6								
L. Fotu	5								

NOVEMBER 12, 2023 CARDINALS VS. ATLANTA FALCONS W 25-23

TOP TACKLERS		SACKS		INTS		FORCED FUMBLES		RECOVERED FUMBLES	
PLAYER	NO.	PLAYER	NO.	PLAYER	NO.	PLAYER	NO.	PLAYER	NO.
K. White	11	B. Ojulari	2.0						
B. Baker	10	D. Gardeck	1.0						
B. Ojulari	8								
Z. Collins	5								
D. Gardeck	5								

CARDINALS TURNOVER ANALYSIS



2023 REGULAR SEASON - DEFENSIVE TAKEAWAYS

DATE	OPPONENT	TAKEAWAY	QTR.	SCORE	YD-LINE	RESULT
09/10	at Washington	Z. Collins INT (S. Howell)	2	3-7	WAS-38	FG
		Z. Collins FR (V. Dimukeje FF)	2	6-7	ARZ-16	Punt
		C. Thomas FR (D. Gardeck FF)	2	13-7	WAS-2	TD
09/17	N.Y. Giants	J. Thompson INT (D. Jones)	2	17-0	ARZ-31	FG
09/24	Dallas	K. White INT (D. Prescott: touchback)	4	28-16	ARZ-(-4)	EOG
10/01	at San Francisco	None				
10/08	Cincinnati	K. Wallace INT (J. Burrow)	3	20-24	ARZ-32	Downs
10/15	at L.A. Rams	None				
10/22	at Seattle	G. Williams INT (G. Smith)	3	10-17	ARZ-1	Punt
		K. Strong FR (G. Smith fumble)	4	10-17	SEA-34	Missed FG
10/29	Baltimore	None				
11/05	at Cleveland	None				
11/12	Atlanta	None				
11/19		--	--	--	--	--
11/26		--	--	--	--	--
12/03		--	--	--	--	--
12/17		--	--	--	--	--
12/24		--	--	--	--	--
12/31		--	--	--	--	--
01/07		--	--	--	--	--

2023 REGULAR SEASON - OFFENSIVE GIVEAWAYS

DATE	OPPONENT	TAKEAWAY	QTR.	SCORE	YD-LINE	RESULT
09/10	at Washington	J. Dobbs fumble (M. Sweat FF; D. Payne FR)	3	16-10	ARZ-29	TD
		J. Dobbs fumble (M. Sweat FF; A. Anderson FR)	4	16-17	ARZ-37	FG
09/17	N.Y. Giants	None				
09/24	Dallas	None				
10/01	at San Francisco	None				
10/08	Cincinnati	J. Dobbs INT (C. Taylor-Britt)	2	14-17	ARZ-11	TD
		J. Dobbs fumble (T. Hendrickson FF; S. Hubbard FR)	4	20-31	ARZ-28	FG
		J. Dobbs INT (G. Pratt)	4	20-34	ARZ-48	Punt
10/15	at L.A. Rams	J. Dobbs INT (C. Rozeboom)	4	9-16	LA-12	TD
		J. Dobbs fumble (B. Young FF; Q. Lake FR)	4	9-23	ARZ-33	FG
10/22	at Seattle	None				
10/29	Baltimore	J. Dobbs INT (B. Stephens)	2	7-7	ARZ-47	TD
		J. Dobbs INT (G. Stone)	3	7-14	ARZ-24	TD
11/05	at Cleveland	C. Tune INT (D. Ward)	2	0-3	ARZ-49	TD
		C. Tune fumble (S. Harris FF; M. Garrett FR)	3	0-13	ARZ-12	TD
		C. Tune INT (S. Takitaki)	3	0-20	CLV-24	Missed FG
11/12	Atlanta	K. Murray INT (N. Landman)	3	15-14	ARZ-39	FG
11/19		--	--	--	--	--
11/26		--	--	--	--	--
12/03		--	--	--	--	--
12/17		--	--	--	--	--
12/24		--	--	--	--	--
12/31		--	--	--	--	--
01/07		--	--	--	--	--

2023 REGULAR SEASON - SPECIAL TEAMS/MISC TAKEAWAYS

DATE	OPPONENT	TAKEAWAY	QTR.	SCORE	YD-LINE	RESULT
10/15	at L.A. Rams	B. Price FR (J. Blount FF)	2	3-3	LA-17	FG
10/22	at Seattle	D. Gardeck FR (J. Blount FF)	1	0-7	SEA-32	FG

2023 REGULAR SEASON - TURNOVERS

Offense:	13 Giveaways 61 Points (7 TD, 4 FG)	Ratio -3 (10 takeaways, 13 giveaways)
Defense:	8 Takeaways 13 Points (1 TD, 2 FG)	
Special Teams:	0 Giveaways 0 Points (0 TD, 0 FG)	Points Off Turnovers Ratio -42 (19 scored, 61 allowed)
	2 Takeaways 6 Points (0 TD, 2 FG)	



CARDINALS BIG PLAYS

DATE	OPPONENT	RUSHES				RECEPTIONS				RETURNS							
		GAIN	PLAYER	QTR	RESULT	GAIN	PLAYER	QTR	RESULT	GAIN	PLAYER	QTR	RESULT				
09/10	at Washington	29	Marquise Brown	1	FG	31	Rondale Moore	1	FG								
		12	James Conner	3	Punt												
09/17	N.Y. Giants	17	James Conner	1	Miss FG	21	Michael Wilson	1	TD	35	Jalen Thompson (INT)	2	INT				
		13	Joshua Dobbs	1	TD	23	Trey McBride	1	TD								
		23t	Joshua Dobbs	2	TD	22	Marquise Brown	2	FG								
		22	James Conner	3'	TD												
		10	James Conner	3'	TD												
		21	James Conner	3	TD												
09/24	Dallas	44	Joshua Dobbs	1	FG	23	Marquise Brown	3	Punt								
		20	James Conner	1	TD					69	Michael Wilson	4	TD				
		45t	Rondale Moore	2	TD												
		26	James Conner	2'	FG												
		12	James Conner	2	FG												
10/01	at San Francisco	11	James Conner	3	TD	33	Michael Wilson	2	TD								
		12	Joshua Dobbs	4	Punt	41	Marquise Brown	3	TD								
10/08	Cincinnati	35	James Conner	2	TD	25t	Marquise Brown	2	TD								
		11t	Emari Demercado	3	TD												
		41	Rondale Moore	3	Downs												
10/15	at L.A. Rams	24	Joshua Dobbs	1'	FG	22	Marquise Brown	3	INT								
		12	Keaontay Ingram	1'	FG	26	Michael Wilson	4	Downs								
		20	Joshua Dobbs	2'	FG	27	Trey McBride	4	Game								
		11	Keaontay Ingram	2	FG												
10/22	at Seattle	18	Emari Demercado	2'	TD	21	Marquise Brown	4	Downs								
		15	Rondale Moore	2'	TD												
		25t	Joshua Dobbs	2'	TD												
		12	Emari Demercado	4	Downs												
10/29	Baltimore	13	Emari Demercado	1	Downs	29	Michael Wilson	4	TD								
		14	Keaontay Ingram	4	TD	21	Trey McBride	4	TD								
		13	Joshua Dobbs	4	TD	22	Trey McBride	4	FG								
11/05	at Cleveland	11	Keaontay Ingram	1	Punt												
		11	Clayton Tune	3	INT												
11/12	Atlanta	11	James Conner	1	FG	28	Trey McBride	2	FG	49	Greg Dortch (PR)	3	Punt				
		13	Tony Jones Jr.	3	Punt									28	Marquise Brown	2	TD
		10	James Conner	4	Punt									33	Trey McBride	4	FG
		13	Kyler Murray	4	FG												
11/19	at Houston	--	--	--	--	--	--	--	--	--	--	--					
11/26	L.A. Rams	--	--	--	--	--	--	--	--	--	--	--					
12/03	at Pittsburgh	--	--	--	--	--	--	--	--	--	--	--					
12/17	San Francisco	--	--	--	--	--	--	--	--	--	--	--					
12/24	at Chicago	--	--	--	--	--	--	--	--	--	--	--					
12/31	at Philadelphia	--	--	--	--	--	--	--	--	--	--	--					
TBD	Seattle	--	--	--	--	--	--	--	--	--	--	--					

' - result within the same drive

OPPONENT BIG PLAYS



DATE	OPPONENT	RUSHES				RECEPTIONS				RETURNS			
		GAIN	PLAYER	QTR	RESULT	GAIN	PLAYER	QTR	RESULT	GAIN	PLAYER	QTR	RESULT
09/10	at Washington					32	Curtis Samuel	2	FG				
09/17	N.Y. Giants	14t	Daniel Jones	3	TD	58	Jalin Hyatt	3	TD				
		13	Daniel Jones	3	TD	29	Darius Slayton	3	TD				
		15	Daniel Jones	4	TD	25	Darren Waller	4	TD				
		10	Saquon Barkley	4'	FG	31	Jalin Hyatt	4	TD				
16		Saquon Barkley	4	FG									
09/24	Dallas	10	Dak Prescott	2	TD	32	CeeDee Lamb	3	FG				
		13	Dak Prescott	3	FG	27	Michael Gallup	3	Downs				
		31	Tony Pollard	3	Downs	21	Michael Gallup	4	INT				
		10	Rico Dowdle	4	FG								
10/01	at San Francisco	12	Christian McCaffrey	1'	TD	42	Brandon Aiyuk	2	TD				
		18t	Christian McCaffrey	2'	TD	25	Brandon Aiyuk	3	Punt				
		10	Christian McCaffrey	3	Punt	34	Brandon Aiyuk	3	TD				
		10	Christian McCaffrey	3	TD	20	Brandon Aiyuk	4	TD				
		16	Christian McCaffrey	4	TD								
10/08	Cincinnati	10	Joe Mixon	2	Downs	63t	Ja'Marr Chase	3	TD				
		10	Joe Burrow	3	TD								
10/15	at L.A. Rams	17	Kyren Williams	3'	TD	37	Cooper Kupp	1	FG				
		14	Kyren Williams	3'	TD	49	Cooper Kupp	2	FG				
		10	Kyren Williams	3'	TD	30	Tutu Atwell	3	FG				
		31	Kyren Williams	3	FG	21	Cooper Kupp	4	TD				
		27	Kyren Williams	4	TD								
10/22	at Seattle	25	Kenneth Walker III	1	TD	31	Jake Bobo	1	Punt	32	DeeJay Dallas (PR)	3	Punt
						28t	Jaxon Smith-Njigba	1	TD				
						27	Colby Parkinson	3'	FG				
						25	Noah Fant	3	FG				
						29	Rashod Bateman	1	TD				
10/29	Baltimore	18	Rashod Bateman	4'	TD	24	Justice Hill	2	TD				
		13	Lamar Jackson	4	TD								
11/05	at Cleveland	10	Kareem Hunt	2	TD	59	Amari Cooper	1	FG				
		13	Deshaun Watson	3	Miss FG	49	Amari Cooper	4	TD				
11/12	Atlanta	17	Bijan Robinson	1'	TD								
		10	Bijan Robinson	1'	TD								
		11	Taylor Heinicke	2'	TD								
		16	Taylor Heinicke	2	TD								
		10	Bijan Robinson	4	Downs								
14	Bijan Robinson	4	TD										
11/19	at Houston	--	--	--	--	--	--	--	--	--	--	--	
11/26	L.A. Rams	--	--	--	--	--	--	--	--	--	--	--	
12/03	at Pittsburgh	--	--	--	--	--	--	--	--	--	--	--	
12/17	San Francisco	--	--	--	--	--	--	--	--	--	--	--	
12/24	at Chicago	--	--	--	--	--	--	--	--	--	--	--	
12/31	at Philadelphia	--	--	--	--	--	--	--	--	--	--	--	
TBD	Seattle	--	--	--	--	--	--	--	--	--	--	--	



CARDINALS SCORING AND TAKEAWAY CHART

DATE	OPPONENT	W/L/T	CARDINALS						OPPONENTS						POINT DIFF	OVERALL RECORD
			1ST	2ND	3RD	4TH	OT	TOTAL	1ST	2ND	3RD	4TH	OT	TOTAL		
09/10	at Washington	L	3	10	3	0	--	16	7	3	0	10	--	20	-4	0-1
09/17	N.Y. Giants	L	7	13	8	0	--	28	0	0	14	17	--	31	-3	0-2
09/24	Dallas	W	9	12	0	7	--	28	3	7	3	3	--	16	+12	1-2
10/01	at San Francisco	L	0	10	6	0	--	16	7	14	0	14	--	35	-19	1-3
10/08	Cincinnati	L	0	14	6	0	--	20	10	7	7	10	--	34	-14	1-4
10/15	at L.A. Rams	L	3	6	0	0	--	9	3	3	10	10	--	26	-17	1-5
10/22	at Seattle	L	3	7	0	0	--	10	7	7	3	3	--	20	-10	1-6
10/29	Baltimore	L	7	0	0	17	--	24	7	7	7	10	--	31	-7	1-7
11/05	at Cleveland	L	0	0	0	0	--	0	0	13	7	7	--	27	-27	1-8
11/12	Atlanta	W	3	9	10	3	--	25	0	14	3	6	--	23	+2	2-8
2023 TOTALS		2-8	35	81	33	27	--	176	44	75	54	90	--	263	-87	2-8
AVG/GAME			3.5	8.1	3.3	2.7	--	17.6	4.4	7.5	5.4	9.0	--	26.3	-8.7	

2023 REGULAR SEASON TAKEAWAY/GIVEAWAY CHART

DATE	OPPONENT	ARI +/- RATIO	ARI TAKEAWAYS	POINTS OFF TAKEAWAYS	ARI GIVEAWAYS	POINTS OFF GIVEAWAYS	POINTS OFF TO RATIO
09/10	at Washington	+1	3 (2 FUM, 1 INT)	10	2 (2 FUM, 0 INT)	10	0
09/17	N.Y. Giants	+1	1 (0 FUM, 1 INT)	3	0 (0 FUM, 0 INT)	0	+3
09/24	Dallas	+1	1 (0 FUM, 1 INT)	0	0 (0 FUM, 0 INT)	0	0
10/01	at San Francisco	0	0 (0 FUM, 0 INT)	0	0 (0 FUM, 0 INT)	0	0
10/08	Cincinnati	-2	1 (0 FUM, 1 INT)	0	3 (1 FUM, 2 INT)	10	-10
10/15	at L.A. Rams	-1	1 (1 FUM, 0 INT)	3	2 (1 FUM, 1 INT)	10	-7
10/22	at Seattle	+3	3 (2 FUM, 1 INT)	3	0 (0 FUM, 0 INT)	0	+3
10/29	Baltimore	-2	0 (0 FUM, 0 INT)	0	2 (0 FUM, 2 INT)	14	-14
11/05	at Cleveland	-3	0 (0 FUM, 0 INT)	0	3 (1 FUM, 2 INT)	14	-14
11/12	Atlanta	-1	0 (0 FUM, 0 INT)	0	1 (0 FUM, 1 INT)	3	-3
11/19		--	--	--	--	--	--
11/26		--	--	--	--	--	--
12/03		--	--	--	--	--	--
12/17		--	--	--	--	--	--
12/24		--	--	--	--	--	--
12/31		--	--	--	--	--	--
TBD		--	--	--	--	--	--
TOTALS		-3	10 (5 FUM, 5 INT)	19	13 (5 FUM, 8 INT)	61	-42

POSSESSION BREAKDOWN



DATE	OPPONENT	STARTING QB	POSS	TD	PAT	2-PT	M-2PT	FG	FGA	FGM	BK-FG	PUNT	INT	FUM	SAF	DWNS	HF	GM	PTS	TD%	SCORE%	PTS/POSS
9/10	at Washington	J. Dobbs	11	0	1	0	0	3	3	0	0	5	0	2	0	1	0	0	9	0.0	27.3	0.82
9/17	N.Y. Giants	J. Dobbs	10	3	3	1	1	2	3	1	0	3	0	0	0	0	0	1	28	30.0	50.0	2.80
9/24	Dallas	J. Dobbs	9	3	1	2	0	3	3	0	0	2	0	0	0	0	0	1	28	33.3	66.7	3.11
10/1	at San Francisco	J. Dobbs	7	2	1	1	0	1	1	0	0	3	0	0	0	1	0	0	16	28.6	42.9	2.29
10/8	Cincinnati	J. Dobbs	13	3	2	0	0	0	0	0	0	4	2	1	0	2	0	1	20	23.1	23.1	1.54
10/15	at L.A. Rams	J. Dobbs	12	0	0	0	0	3	3	0	0	3	1	1	0	2	1	1	9	0.0	25.0	0.75
10/22	at Seattle	J. Dobbs	11	1	1	0	0	1	2	1	0	5	0	0	0	3	0	0	9	9.1	18.2	0.82
10/29	Baltimore	J. Dobbs	13	3	2	2	1	1	1	0	0	4	2	0	0	2	1	0	24	23.1	30.8	1.85
11/5	at Cleveland	C. Tune	14	0	0	0	0	0	0	0	0	9	2	1	0	1	0	1	0	0.0	0.0	0.00
11/12	Atlanta	K. Murray	10	2	1	1	0	4	4	0	0	3	1	0	0	0	0	0	25	20.0	60.0	2.50
11/19	at Houston	--	--	--	--	--	--	--	--	--	--	--	--	--	--	--	--	--	--	--	--	--
11/26	L.A. Rams	--	--	--	--	--	--	--	--	--	--	--	--	--	--	--	--	--	--	--	--	--
12/3	at Pittsburgh	--	--	--	--	--	--	--	--	--	--	--	--	--	--	--	--	--	--	--	--	--
12/17	San Francisco	--	--	--	--	--	--	--	--	--	--	--	--	--	--	--	--	--	--	--	--	--
12/24	at Chicago	--	--	--	--	--	--	--	--	--	--	--	--	--	--	--	--	--	--	--	--	--
12/31	at Philadelphia	--	--	--	--	--	--	--	--	--	--	--	--	--	--	--	--	--	--	--	--	--
1/7	Seattle	--	--	--	--	--	--	--	--	--	--	--	--	--	--	--	--	--	--	--	--	--
2023 TOTALS			110	17	12	7	2	18	20	2	0	41	8	5	0	12	2	5	168	15.5	31.8	1.53

DATE	OPPONENT	STARTING QB	POSS	TD	PAT	2-PT	M-2PT	FG	FGA	FGM	BK-FG	PUNT	INT	FUM	SAF	DWNS	HF	GM	PTS	TD%	SCORE%	PTS/POSS
9/10	at Washington	S. Howell	13	2	2	0	0	2	2	0	0	6	1	2	0	0	0	0	20	15.4	30.8	1.54
9/17	N.Y. Giants	D. Jones	10	4	4	0	0	1	1	0	0	3	1	0	0	0	1	0	31	40.0	50.0	3.10
9/24	Dallas	D. Prescott	8	1	1	0	0	3	3	0	0	2	1	0	0	1	0	0	16	12.5	50.0	2.00
10/1	at San Francisco	B. Purdy	8	5	5	0	0	0	0	0	0	1	0	0	0	0	1	1	35	62.5	62.5	4.38
10/8	Cincinnati	J. Burrow	12	3	4	0	0	2	2	0	0	3	1	0	0	3	0	0	27	25.0	41.7	2.25
10/15	at L.A. Rams	M. Stafford	10	2	2	0	0	4	4	0	0	4	0	1	0	0	0	0	26	20.0	60.0	2.60
10/22	at Seattle	G. Smith	10	2	2	0	0	2	2	0	0	3	1	2	0	0	0	1	20	20.0	40.0	2.00
10/29	Baltimore	L. Jackson	12	4	4	0	0	1	2	1	0	5	0	0	0	0	0	1	31	33.3	41.7	2.58
11/5	at Cleveland	D. Watson	14	3	3	0	0	2	3	1	0	7	0	0	0	1	0	0	27	21.4	35.7	1.93
11/12	Atlanta	T. Heinicke	10	3	2	1	0	1	1	0	0	4	0	0	0	1	1	0	23	30.0	40.0	2.30
11/19	at Houston	--	--	--	--	--	--	--	--	--	--	--	--	--	--	--	--	--	--	--	--	--
11/26	L.A. Rams	--	--	--	--	--	--	--	--	--	--	--	--	--	--	--	--	--	--	--	--	--
12/3	at Pittsburgh	--	--	--	--	--	--	--	--	--	--	--	--	--	--	--	--	--	--	--	--	--
12/17	San Francisco	--	--	--	--	--	--	--	--	--	--	--	--	--	--	--	--	--	--	--	--	--
12/24	at Chicago	--	--	--	--	--	--	--	--	--	--	--	--	--	--	--	--	--	--	--	--	--
12/31	at Philadelphia	--	--	--	--	--	--	--	--	--	--	--	--	--	--	--	--	--	--	--	--	--
1/7	Seattle	--	--	--	--	--	--	--	--	--	--	--	--	--	--	--	--	--	--	--	--	--
2023 TOTALS			107	29	29	1	0	18	20	2	0	38	5	5	0	6	3	3	256	27.1	43.9	2.39



THIRD DOWN EFFICIENCY ANALYSIS

CARDINALS 2023 REGULAR SEASON THIRD DOWN EFFICIENCY

CARDINALS

Date	Opponent	3rd & 1	3rd & 2	3rd & 3	3rd & 4	3rd & 5	3rd & 6	3rd & 7	3rd & 8	3rd & 9	3rd & 10+	Total
09/10	at Washington	0/0	1/1	0/0	0/0	2/2	0/0	1/2	0/1	0/2	0/6	4/14
09/17	N.Y. Giants	1/1	0/0	0/0	0/0	1/1	0/1	1/1	0/0	0/1	1/5	4/10
09/24	Dallas	1/1	2/2	0/1	1/2	0/0	0/0	0/1	1/2	0/0	0/1	5/10
10/01	at San Francisco	1/1	1/3	1/1	0/0	1/2	1/2	1/1	1/2	1/1	0/2	8/15
10/08	Cincinnati	1/1	0/0	0/0	1/2	1/1	0/0	0/1	0/1	1/1	0/4	4/11
10/15	at L.A. Rams	0/2	0/1	0/1	2/2	0/0	0/0	0/1	0/1	1/1	3/7	6/16
10/22	at Seattle	0/0	1/2	0/0	1/1	1/3	0/2	2/2	0/0	0/1	0/4	5/15
10/29	Baltimore	0/1	1/1	0/0	0/2	2/4	1/1	0/0	0/0	0/0	1/3	5/12
11/05	at Cleveland	1/1	0/0	0/0	0/1	0/1	0/0	0/1	0/1	0/1	0/6	1/12
11/12	Atlanta	2/2	0/0	0/1	0/1	0/0	0/0	0/0	0/0	0/3	1/4	3/11
11/19	at Houston	--	--	--	--	--	--	--	--	--	--	--
11/26	L.A. Rams	--	--	--	--	--	--	--	--	--	--	--
12/03	at Pittsburgh	--	--	--	--	--	--	--	--	--	--	--
12/17	San Francisco	--	--	--	--	--	--	--	--	--	--	--
12/24	at Chicago	--	--	--	--	--	--	--	--	--	--	--
12/31	at Philadelphia	--	--	--	--	--	--	--	--	--	--	--
01/07	Seattle	--	--	--	--	--	--	--	--	--	--	--
TOTALS		7 / 10	6 / 10	1 / 4	5 / 11	8 / 14	2 / 6	5 / 10	2 / 8	3 / 11	6 / 42	45 / 126
		70.0%	60.0%	25.0%	45.5%	57.1%	33.3%	50.0%	25.0%	27.3%	14.3%	35.7%
		3RD & 1-3: 14 / 24 = 58.3%			3RD & 4-6: 15 / 31 = 48.4%			3RD & 7-10+: 16 / 71 = 22.5%				

OPPONENT 2023 REGULAR SEASON THIRD DOWN EFFICIENCY

OPPONENT

Date	Opponent	3rd & 1	3rd & 2	3rd & 3	3rd & 4	3rd & 5	3rd & 6	3rd & 7	3rd & 8	3rd & 9	3rd & 10+	Total
09/10	at Washington	2/2	1/1	0/0	0/0	0/0	1/2	0/0	0/0	0/1	0/6	4/12
09/17	N.Y. Giants	4/4	0/1	0/0	0/1	0/0	0/0	0/1	0/0	1/1	2/4	7/12
09/24	Dallas	5/5	0/0	0/0	2/3	0/0	0/1	1/2	0/1	0/0	1/4	9/16
10/01	at San Francisco	1/1	0/0	0/0	1/2	0/0	0/0	1/1	0/0	0/0	0/1	3/5
10/08	Cincinnati	1/3	2/2	1/1	0/0	0/1	0/1	0/4	1/1	0/0	0/1	5/14
10/15	at L.A. Rams	0/1	1/1	1/1	0/0	0/3	0/1	0/0	0/0	2/2	0/3	4/12
10/22	at Seattle	0/0	1/3	0/0	0/1	4/4	0/1	1/1	0/0	0/0	1/3	7/13
10/29	Baltimore	2/2	0/0	1/2	0/0	0/1	0/1	0/0	0/2	1/1	0/2	4/11
11/05	at Cleveland	0/0	2/2	0/1	1/1	0/3	1/1	0/0	0/0	1/3	1/6	6/17
11/12	Atlanta	0/0	2/3	1/2	1/2	0/0	0/2	0/0	1/1	1/2	1/2	7/14
11/19	at Houston	--	--	--	--	--	--	--	--	--	--	--
11/26	L.A. Rams	--	--	--	--	--	--	--	--	--	--	--
12/03	at Pittsburgh	--	--	--	--	--	--	--	--	--	--	--
12/17	San Francisco	--	--	--	--	--	--	--	--	--	--	--
12/24	at Chicago	--	--	--	--	--	--	--	--	--	--	--
12/31	at Philadelphia	--	--	--	--	--	--	--	--	--	--	--
01/07	Seattle	--	--	--	--	--	--	--	--	--	--	--
TOTALS		15 / 18	9 / 13	4 / 7	5 / 10	4 / 12	2 / 10	3 / 9	2 / 5	6 / 10	6 / 32	56 / 126
		83.3%	69.2%	57.1%	50.0%	33.3%	20.0%	33.3%	40.0%	60.0%	18.8%	44.4%
		3RD & 1-3: 28 / 38 = 73.7%			3RD & 4-6: 11 / 32 = 34.4%			3RD & 7-10+: 17 / 56 = 30.4%				

RED ZONE BREAKDOWN



CARDINALS

Date	Opponent	Pos	TD	PAT	2-Pt.	Miss		Blk/				Drive Ends				Score		
						PAT	FG	FGA	MFG	INT	Fum	Dwns	Half	Game	Pts	TD%	Pct.	Pts/Poss
09/10	at Washington	2	0	0	0	0	2	2	0	0	0	0	0	0	6	0.0	100.0	3.0
09/17	N.Y. Giants	3	2	1	1	0	1	1	0	0	0	0	0	0	18	66.7	100.0	6.0
09/24	Dallas	2	2	1	0	0	0	0	0	0	0	0	0	0	13	100.0	100.0	6.5
10/01	at San Francisco	3	2	1	0	0	0	0	0	0	0	1	0	0	13	66.7	66.7	4.3
10/08	Cincinnati	3	2	1	0	1	0	0	0	0	0	1	0	0	13	66.7	66.7	4.3
10/15	at L.A. Rams	3	0	0	0	0	2	2	0	1	0	0	0	0	6	0.0	66.7	2.0
10/22	at Seattle	1	0	0	0	0	0	1	1	0	0	0	0	0	0	0.0	0.0	0.0
10/29	Baltimore	3	3	1	1	0	0	0	0	0	0	0	0	0	21	100.0	100.0	7.0
11/05	at Cleveland	0	0	0	0	0	0	0	0	0	0	0	0	0	0	0.0	0.0	0.0
11/12	Atlanta	4	2	1	0	0	2	2	0	0	0	0	0	0	19	50.0	100.0	4.8
11/19	at Houston	--	--	--	--	--	--	--	--	--	--	--	--	--	--	--	--	--
11/26	L.A. Rams	--	--	--	--	--	--	--	--	--	--	--	--	--	--	--	--	--
12/03	at Pittsburgh	--	--	--	--	--	--	--	--	--	--	--	--	--	--	--	--	--
12/17	San Francisco	--	--	--	--	--	--	--	--	--	--	--	--	--	--	--	--	--
12/24	at Chicago	--	--	--	--	--	--	--	--	--	--	--	--	--	--	--	--	--
12/31	at Philadelphia	--	--	--	--	--	--	--	--	--	--	--	--	--	--	--	--	--
01/07	Seattle	--	--	--	--	--	--	--	--	--	--	--	--	--	--	--	--	--
TOTALS		24	13	6	2	1	7	8	1	1	0	2	0	0	109	54.2	83.3	4.5

OPPONENT

Date	Opponent	Pos	TD	PAT	2-Pt.	Miss		Blk/				Drive Ends				Score		
						PAT	FG	FGA	MFG	INT	Fum	Dwns	Half	Game	Pts	TD%	Pct.	Pts/Poss
09/10	at Washington	5	2	2	0	0	2	2	0	0	1	0	0	0	20	40.0	80.0	4.0
09/17	N.Y. Giants	5	4	4	0	0	1	1	0	0	0	0	0	0	31	80.0	100.0	6.2
09/24	Dallas	5	1	1	0	0	2	2	0	1	0	1	0	0	13	20.0	60.0	2.6
10/01	at San Francisco	5	5	5	0	0	0	0	0	0	0	0	0	0	35	100.0	100.0	7.0
10/08	Cincinnati	5	2	2	0	0	2	2	0	0	0	1	0	0	20	40.0	80.0	4.0
10/15	at L.A. Rams	5	2	2	0	0	3	3	0	0	0	0	0	0	23	40.0	100.0	4.6
10/22	at Seattle	3	1	1	0	0	1	1	0	1	0	0	0	0	10	33.3	66.7	3.3
10/29	Baltimore	4	4	4	0	0	0	0	0	0	0	0	0	0	28	100.0	100.0	7.0
11/05	at Cleveland	4	3	3	0	0	1	1	0	0	0	0	0	0	24	75.0	100.0	6.0
11/12	Atlanta	4	3	2	0	0	1	1	0	0	0	0	0	0	23	75.0	100.0	5.8
11/19	at Houston	--	--	--	--	--	--	--	--	--	--	--	--	--	--	--	--	--
11/26	L.A. Rams	--	--	--	--	--	--	--	--	--	--	--	--	--	--	--	--	--
12/03	at Pittsburgh	--	--	--	--	--	--	--	--	--	--	--	--	--	--	--	--	--
12/17	San Francisco	--	--	--	--	--	--	--	--	--	--	--	--	--	--	--	--	--
12/24	at Chicago	--	--	--	--	--	--	--	--	--	--	--	--	--	--	--	--	--
12/31	at Philadelphia	--	--	--	--	--	--	--	--	--	--	--	--	--	--	--	--	--
01/07	Seattle	--	--	--	--	--	--	--	--	--	--	--	--	--	--	--	--	--
TOTALS		45	27	26	0	0	13	13	0	2	1	2	0	0	227	60.0	88.9	5.0



CARDINALS HIGHS AND LOWS

HIGH	DATE	OPPONENT	OFFENSIVE CATEGORY	OPPONENT	DATE	LOW
28	9/17	vs. N.Y. Giants	Points	at Cleveland	11/5	0
17	9/24	vs. Dallas	Points in a Quarter	at Washington	9/10	0
	10/29	vs. Baltimore		vs. N.Y. Giants	9/17	
				vs. Dallas	9/24	
				at San Francisco	10/1	
				vs. Cincinnati	10/8	
				at L.A. Rams	10/15	
				at Seattle	10/22	
21	9/24	vs. Dallas	Points in a Half	vs. Baltimore	10/29	
				at Cleveland	11/5	
				at L.A. Rams	10/15	0
				at Seattle	10/22	
3	9/17	vs. N.Y. Giants	Total Touchdowns	at Cleveland	11/5	0
	9/24	vs. Dallas		at L.A. Rams	10/15	
	10/8	vs. Cincinnati		at Cleveland	11/5	
	10/29	vs. Baltimore				
73	10/15	at L.A. Rams	Total Plays	at Cleveland	11/5	48
400	9/24	vs. Dallas	Total Net Yards	at Cleveland	11/5	58
24	9/17	vs. N.Y. Giants	Total First Downs	at Cleveland	11/5	7
10	9/17	vs. N.Y. Giants	First Downs Rushing	at Cleveland	11/5	3
13	10/1	at San Francisco	First Downs Passing	at Cleveland	11/5	3
4	9/24	vs. Dallas	First Down Penalties	at Washington	9/10	0
				vs. Cincinnati	10/8	
53.3%	10/1	at San Francisco	Third Down Efficiency	at Cleveland	11/5	8.3%
7.5	9/24	vs. Dallas	Average Yards Per Play	at Cleveland	11/5	1.2
222	9/24	vs. Dallas	Total Net Yards Rushing	at Cleveland	11/5	41
32	10/29	vs. Baltimore	Rushing Attempts	at Cleveland	11/5	21
7.4	9/24	vs. Dallas	Rushing Average Yards	at Cleveland	11/5	2
2	9/17	vs. N.Y. Giants	Rushing Touchdowns	at Washington	9/10	0
	9/24	vs. Dallas		at San Francisco	10/1	
	11/12	vs. Atlanta		at L.A. Rams	10/15	
				at Cleveland	11/5	
257	10/1	at San Francisco	Total Net Yards Passing	at Cleveland	11/5	17
41	10/1	at San Francisco	Passing Attempts	at Cleveland	11/5	20
	10/15	at L.A. Rams				
28	10/1	at San Francisco	Passing Completions	at Cleveland	11/5	11
2	10/1	at San Francisco	Passing Touchdowns	at Washington	9/10	0
	10/8	vs. Cincinnati		at L.A. Rams	10/15	
	10/29	vs. Baltimore		at Seattle	10/22	
				at Cleveland	11/5	
				vs. Atlanta	11/12	
7.7	9/24	vs. Dallas	Passing Yards Average	at Cleveland	11/5	0.6
2	10/8	vs. Cincinnati	Passes Thrown for Interception	at Washington	9/10	0
	10/29	vs. Baltimore		vs. N.Y. Giants	9/17	
	11/5	at Cleveland		vs. Dallas	9/24	
				at San Francisco	10/1	
				at Seattle	10/22	
7	11/5	at Cleveland	Times Sacked	vs. N.Y. Giants	9/17	0
7	11/5	at Cleveland	QB Sacks	vs. N.Y. Giants	9/17	0
41	11/5	at Cleveland	Sack Yards Lost	vs. N.Y. Giants	9/17	0
9	11/5	at Cleveland	Total Punts	vs. N.Y. Giants	9/17	0
460	11/5	at Cleveland	Total Punt Yards	vs. Dallas	9/24	2
54.8	10/8	vs. Cincinnati	Punt Gross Average Yards	vs. Dallas	9/24	94
49.3	11/12	vs. Atlanta	Punt Net Average Yards	at San Francisco	10/1	39
4	9/10	at Washington	Punt Returns	at San Francisco	10/1	31
	11/5	at Cleveland		at San Francisco	10/1	0
	11/12	vs. Atlanta				
56	11/12	vs. Atlanta	Punt Return Yards	vs. N.Y. Giants	9/17	0
				at San Francisco	10/1	
28.0	11/12	vs. Atlanta	Punt Return Yards Average	vs. N.Y. Giants	9/17	0.0
				at San Francisco	10/1	
2	10/22	at Seattle	Kickoff Returns	at Washington	9/10	0
	11/5	at Cleveland		vs. Cincinnati	10/8	
				at L.A. Rams	10/15	
28	9/24	vs. Dallas	Kickoff Return Yards	at Washington	9/10	0
	10/22	at Seattle		vs. Cincinnati	10/8	
				at L.A. Rams	10/15	
11	11/12	vs. Atlanta	Total Penalties	vs. Cincinnati	10/8	2
122	9/10	at Washington	Penalty Yards	vs. Cincinnati	10/8	16
3	9/10	at Washington	Total Fumbles	vs. N.Y. Giants	9/17	0
				vs. Dallas	9/24	
				vs. Atlanta	11/12	
2	9/10	at Washington	Fumbles Lost	vs. N.Y. Giants	9/17	0
				vs. Dallas	9/24	
				at San Francisco	10/1	
				at Seattle	10/22	
				vs. Baltimore	10/29	
				vs. Atlanta	11/12	
30:46	10/1	at San Francisco	Time of Possession	vs. Cincinnati	10/8	21:50
3	10/8	vs. Cincinnati	Turnovers	vs. N.Y. Giants	9/17	0
	11/5	at Cleveland		vs. Dallas	9/24	
				at San Francisco	10/1	
				at Seattle	10/22	

CARDINALS HIGHS AND LOWS



HIGH	DATE	OPPONENT	DEFENSIVE CATEGORY	OPPONENT	DATE	LOW
35	10/1	at San Francisco	Points	vs. Dallas	9/24	16
17	9/17	vs. N.Y. Giants	Points in a Quarter	at Washington	9/10	0
				vs. N.Y. Giants	9/17	
				at San Francisco	10/1	
				at Cleveland	11/5	
				vs. Atlanta	11/12	
31	9/17	vs. N.Y. Giants	Points in a Half	vs. N.Y. Giants	9/17	0
5	10/1	at San Francisco	Total Touchdowns	vs. Dallas	9/24	1
79	10/8	vs. Cincinnati	Total Plays	at San Francisco	10/1	53
439	9/17	vs. N.Y. Giants	Total Net Yards	at Washington	9/10	248
30	10/1	at San Francisco	Total First Downs	at L.A. Rams	10/15	17
				at Cleveland	11/5	
				at Seattle	10/22	6
12	9/24	vs. Dallas	First Downs Rushing	vs. Atlanta	11/12	5
19	10/8	vs. Cincinnati	First Downs Passing	vs. N.Y. Giants	9/17	1
4	9/10	at Washington	First Down Penalties	vs. Cincinnati	10/8	
				at L.A. Rams	10/15	
				at Seattle	10/22	
				at Cleveland	11/5	
60.0%	10/1	at San Francisco	Third Down Efficiency	at Washington	9/10	33.3%
				at L.A. Rams	10/15	
7.5	10/1	at San Francisco	Average Yards Per Play	at Washington	9/10	3.8
185	9/24	vs. Dallas	Total Net Yards Rushing	at Washington	9/10	92
41	11/12	vs. Atlanta	Rushing Attempts	vs. N.Y. Giants	9/17	27
6.4	10/15	at L.A. Rams	Rushing Average Yards	at Cleveland	11/5	2.8
4	10/1	at San Francisco	Rushing Touchdowns	vs. Dallas	9/24	0
				vs. Cincinnati	10/8	
				at Seattle	10/22	
				vs. Atlanta	11/12	
312	9/17	vs. N.Y. Giants	Total Net Yards Passing	vs. Atlanta	11/12	70
46	10/8	vs. Cincinnati	Passing Attempts	at San Francisco	10/1	21
				vs. Atlanta	11/12	
36	10/8	vs. Cincinnati	Passing Completions	vs. Atlanta	11/12	12
3	10/8	vs. Cincinnati	Passing Touchdowns	at Washington	9/10	1
				vs. Dallas	9/24	
				at San Francisco	10/1	
				at L.A. Rams	10/15	
				vs. Baltimore	10/29	
				vs. Atlanta	11/12	
12.3	10/1	at San Francisco	Passing Yards Average	vs. Atlanta	11/12	2.9
1	9/10	at Washington	Passes Thrown for Interception	at San Francisco	10/1	0
				at L.A. Rams	10/15	
				vs. Baltimore	10/29	
				at Cleveland	11/5	
				vs. Atlanta	11/12	
6	9/10	at Washington	Times Sacked	at San Francisco	10/1	1
				at Cleveland	11/5	
6	9/10	at Washington	QB Sacks	at San Francisco	10/1	1
				at Cleveland	11/5	
46	9/10	at Washington	Sack Yards Lost	at Cleveland	11/5	6
7	11/5	at Cleveland	Total Punts	at San Francisco	10/1	1
410	11/5	at Cleveland	Total Punt Yards	at San Francisco	10/1	45
58.6	11/5	at Cleveland	Punt Gross Average Yards	vs. N.Y. Giants	9/17	37
46.2	10/29	vs. Baltimore	Punt Net Average Yards	vs. Atlanta	11/12	36.8
6	11/5	at Cleveland	Punt Returns	vs. N.Y. Giants	9/17	1
				vs. Dallas	9/24	
				vs. Atlanta	11/12	
68	10/8	vs. Cincinnati	Punt Return Yards	vs. Dallas	9/24	0
17.0	10/8	vs. Cincinnati	Punt Return Yards Average	vs. Dallas	9/24	0.0
1	9/10	at Washington	Kickoff Returns	vs. N.Y. Giants	9/17	0
				vs. Dallas	9/24	
				vs. Cincinnati	10/8	
				at L.A. Rams	10/15	
				vs. Baltimore	10/29	
				at Cleveland	11/5	
				vs. Atlanta	11/12	
24	10/22	at Seattle	Kickoff Return Yards	vs. N.Y. Giants	9/17	0
				vs. Dallas	9/24	
				vs. Cincinnati	10/8	
				at L.A. Rams	10/15	
				vs. Baltimore	10/29	
				at Cleveland	11/5	
				vs. Atlanta	11/12	
13	9/24	vs. Dallas	Total Penalties	at San Francisco	10/1	4
				vs. Cincinnati	10/8	
				vs. Atlanta	11/12	
107	9/24	vs. Dallas	Penalty Yards	at San Francisco	10/1	21
2	9/10	at Washington	Total Fumbles	vs. N.Y. Giants	9/17	0
				vs. Dallas	9/24	
				at San Francisco	10/1	
				at Cleveland	11/5	
				vs. Atlanta	11/12	
2	9/10	at Washington	Fumbles Lost	vs. N.Y. Giants	9/17	0
				vs. Dallas	9/24	
				at San Francisco	10/1	
				vs. Cincinnati	10/8	
				vs. Baltimore	10/29	
				at Cleveland	11/5	
				vs. Atlanta	11/12	
38:10	10/8	vs. Cincinnati	Time of Possession	at San Francisco	10/1	29:14
3	9/10	at Washington	Turnovers	at San Francisco	10/1	0
				vs. Baltimore	10/29	
				at Cleveland	11/5	
				vs. Atlanta	11/12	



CARDINALS SUPERLATIVES

2023 REGULAR SEASON CARDINALS INDIVIDUAL SINGLE-GAME HIGHS

			OPPONENT	DATE
Touchdowns	2	Michael Wilson	at San Francisco 49ers	10/01
Passes Attempted	41	Joshua Dobbs	at Los Angeles Rams	10/15
		Joshua Dobbs	at San Francisco 49ers	10/01
Passes Completed	28	Joshua Dobbs	at San Francisco 49ers	10/01
Completion Percentage	80.9	Joshua Dobbs	vs. Dallas Cowboys	09/24
Passing Yards	265	Joshua Dobbs	at San Francisco 49ers	10/01
Yards Per Attempt	9.0	Joshua Dobbs	vs. Dallas Cowboys	09/24
Touchdown Passes	2	Joshua Dobbs	vs. Baltimore Ravens	10/29
		Joshua Dobbs	vs. Cincinnati Bengals	10/08
		Joshua Dobbs	at San Francisco 49ers	10/01
Pass Receptions	10	Trey McBride	vs. Baltimore Ravens	10/29
Receiving Yards	131	Trey McBride	vs. Atlanta Falcons	11/12
Touchdown Receptions	2	Michael Wilson	at San Francisco 49ers	10/01
Rushing Yards	106	James Conner	vs. New York Giants	09/17
Rushing Attempts	23	James Conner	vs. New York Giants	09/17
Rushing Average	9.2	Joshua Dobbs	vs. Dallas Cowboys	09/24
Rushing Touchdowns	1	Kyler Murray	vs. Atlanta Falcons	11/12
		Clayton Tune	vs. Atlanta Falcons	11/12
		Joshua Dobbs	vs. Baltimore Ravens	10/29
		Joshua Dobbs	at Seattle Seahawks	10/22
		Emari Demercado	vs. Cincinnati Bengals	10/08
		James Conner	vs. Dallas Cowboys	09/24
		Rondale Moore	vs. Dallas Cowboys	09/24
		James Conner	vs. New York Giants	09/17
		Joshua Dobbs	vs. New York Giants	09/17
Yards From Scrimmage	131	Trey McBride	vs. Atlanta Falcons	11/12
Combined Net Yards	131	Trey McBride	vs. Atlanta Falcons	11/12
Interceptions Made	1	Garrett Williams	at Seattle Seahawks	10/22
		K'Von Wallace	vs. Cincinnati Bengals	10/08
		Kyzir White	vs. Dallas Cowboys	09/24
		Jalen Thompson	vs. New York Giants	09/17
		Zaven Collins	at Washington Commanders	09/10
Interceptions Thrown	2	Clayton Tune	at Cleveland Browns	11/05
		Joshua Dobbs	vs. Baltimore Ravens	10/29
		Joshua Dobbs	vs. Cincinnati Bengals	10/08
INT Return Yards	35	Jalen Thompson	vs. New York Giants	09/17
Tackles	14	Kyzir White	vs. Dallas Cowboys	09/24
Sacks	2.0	BJ Ojulari	vs. Atlanta Falcons	11/12
		Dennis Gardeck	at Washington Commanders	09/10
Punts	9	Blake Gillikin	at Cleveland Browns	11/05
Punts Inside the 20	2	Blake Gillikin	at Cleveland Browns	11/05
		Nolan Cooney	at Washington Commanders	09/10
Punting Average	54.8	Blake Gillikin	vs. Cincinnati Bengals	10/08
Punt Returns	4	Greg Dortch	at Cleveland Browns	11/05
		Greg Dortch	at Washington Commanders	09/10
Punt Return Yards	56	Greg Dortch	vs. Atlanta Falcons	11/12
Kickoff Returns	2	Greg Dortch	at Cleveland Browns	11/05
		Greg Dortch	at Seattle Seahawks	10/22
Kickoff Return Yards	28	Greg Dortch	at Seattle Seahawks	10/22
		Greg Dortch	vs. Dallas Cowboys	09/24
Field Goals Attempted	4	Matt Prater	vs. Atlanta Falcons	11/12
Field Goals Made	4	Matt Prater	vs. Atlanta Falcons	11/12

2023 REGULAR SEASON CARDINALS LONGEST PLAYS

			OPPONENT	DATE
Run From Scrimmage	45	Rondale Moore	vs. Dallas Cowboys	09/24
Touchdown Run	45	Rondale Moore	vs. Dallas Cowboys	09/24
Passing Long	69	Joshua Dobbs	vs. Dallas Cowboys	09/24
Touchdown Pass Long	25	Joshua Dobbs	vs. Cincinnati Bengals	10/08
Pass Reception	69	Michael Wilson	vs. Dallas Cowboys	09/24
Touchdown Reception	25	Marquise Brown	vs. Cincinnati Bengals	10/08
Interception Return	35	Jalen Thompson	vs. New York Giants	09/17
Longest Opponent's Fumble Return	2	Dennis Gardeck	at Seattle Seahawks	10/22
		Cameron Thomas	at Washington Commanders	09/10
Punt Return	49	Greg Dortch	vs. Atlanta Falcons	11/12
Kickoff Return	28	Greg Dortch	vs. Dallas Cowboys	09/24
Punt	66	Blake Gillikin	vs. Baltimore Ravens	10/29
Field Goal	62	Matt Prater	vs. Dallas Cowboys	09/24
Field Goal Attempt	62	Matt Prater	vs. Dallas Cowboys	09/24



2023 REGULAR SEASON OPPONENTS INDIVIDUAL SINGLE-GAME HIGHS

			OPPONENT	DATE
Touchdowns	4	Christian McCaffrey	at 49ers	10/01
Passes Attempted	46	Joe Burrow	vs. Bengals	10/08
Passes Completed	36	Joe Burrow	vs. Bengals	10/08
Completion Percentage	95.2	Brock Purdy	at 49ers	10/01
Passing Yards	321	Daniel Jones	vs. Giants	09/17
Yards Per Attempt	13.5	Brock Purdy	at 49ers	10/01
Touchdown Passes	3	Joe Burrow	vs. Bengals	10/08
Pass Receptions	15	Ja'Marr Chase	vs. Bengals	10/08
Receiving Yards	192	Ja'Marr Chase	vs. Bengals	10/08
Touchdown Receptions	3	Ja'Marr Chase	vs. Bengals	10/08
Rushing Yards	158	Kyren Williams	at Rams	10/15
Rushing Attempts	26	Kenneth Walker III	at Seahawks	10/22
Rushing Average	7.9	Kyren Williams	at Rams	10/15
Rushing Touchdowns	3	Gus Edwards	vs. Ravens	10/29
Yards From Scrimmage	192	Christian McCaffrey	at 49ers	10/01
Combined Net Yards	192	Ja'Marr Chase	vs. Bengals	10/08
Interceptions Made	1	Nate Landman	vs. Falcons	11/12
		Sione Takitaki	at Browns	11/05
		Denzel Ward	at Browns	11/05
		Brandon Stephens	vs. Ravens	10/29
		Geno Stone	vs. Ravens	10/29
		Devon Witherspoon	at Seahawks	10/22
		Christian Rozeboom	at Rams	10/15
		Germaine Pratt	vs. Bengals	10/08
		Cam Taylor-Britt	vs. Bengals	10/08
Interceptions Thrown	1	Geno Smith	at Seahawks	10/22
		Joe Burrow	vs. Bengals	10/08
		Dak Prescott	vs. Cowboys	09/24
		Daniel Jones	vs. Giants	09/17
		Sam Howell	at Commanders	09/10
INT Return Yards	25	Nate Landman	vs. Falcons	11/12
Tackles	13	Jessie Bates III	vs. Falcons	11/12
		Jason Pinnock	vs. Giants	09/17
Sacks	2.5	Dalvin Tomlinson	at Browns	11/05
		Trey Hendrickson	vs. Bengals	10/08
Punts	7	Corey Bojorquez	at Browns	11/05
Punts Inside the 20	4	Jordan Stout	vs. Ravens	10/29
Punting Average	58.6	Corey Bojorquez	at Browns	11/05
Punt Returns	6	James Proche	at Browns	11/05
Punt Return Yards	68	Trenton Irwin	vs. Bengals	10/08
Kickoff Returns	1	DeeJay Dallas	at Seahawks	10/22
		Ray-Ray McCloud III	at 49ers	10/01
Kickoff Return Yards	24	Antonio Gibson	at Commanders	09/10
Field Goals Attempted	4	DeeJay Dallas	at Seahawks	10/22
Field Goals Made	4	Brett Maher	at Rams	10/15

2023 REGULAR SEASON OPPONENTS LONGEST PLAYS

			OPPONENT	DATE
Run From Scrimmage	31	Kyren Williams	at Rams	10/15
Touchdown Run	18	Tony Pollard	vs. Cowboys	09/24
Passing Long	63	Christian McCaffrey	at 49ers	10/01
Touchdown Pass Long	63	Joe Burrow	vs. Bengals	10/08
Pass Reception	63	Joe Burrow	vs. Bengals	10/08
Touchdown Reception	63	Ja'Marr Chase	vs. Bengals	10/08
Interception Return	63	Ja'Marr Chase	vs. Bengals	10/08
Longest INT Return for TD	25	Nate Landman	vs. Falcons	11/12
Longest Opponent's Fumble Return	11	Cam Taylor-Britt	vs. Bengals	10/08
Punt Return	1	Myles Garrett	at Browns	11/05
Kickoff Return	32	DeeJay Dallas	at Seahawks	10/22
Punt	24	DeeJay Dallas	at Seahawks	10/22
Field Goal	73	Corey Bojorquez	at Browns	11/05
Field Goal Attempt	49	Brandon Aubrey	vs. Cowboys	09/24
	53	Justin Tucker	vs. Ravens	10/29



CARDINALS TRANSACTIONS

DATE	POS.	NAME	TRANSACTION
1/11	P	Nolan Cooney	Signed to a reserve/ future contract
1/11	OL	Julien Davenport	Signed a reserve/future contract
1/11	LS	Joe Fortunato	Signed to a reserve/ future contract
1/11	K	Elliott Fry	Signed to a reserve/ future contract
1/11	CB	Nate Hairston	Signed to a reserve/future contract
1/11	S	Juju Hughes	Signed to a reserve/ future contract
1/11	LB	Blake Lynch	Signed to a reserve/ future contract
1/11	TE	Chris Pierce Jr.	Signed to a reserve/ future contract
1/11	TE	Bernhard Seikovits	Signed to a reserve/ future contract
1/11	WR	Auden Tate	Signed to a reserve/ future contract
1/11	CB	Josh Thomas	Signed to a reserve/ future contract
1/11	OL	Badara Traore	Signed to a reserve/ future contract
1/11	WR	Javon Wims	Signed to a reserve/ future contract
3/6	OL	Hayden Howerton	Claimed off waivers from the New England Patriots
3/8	WR	Robbie Anderson	Released
3/10	WR	Greg Dortch	Signed one-year contract
3/10	LB	Markus Golden	Released
3/14	OL	Kelvin Beachum	Signed to two-year contract
3/14	RB	Corey Clement	Signed to one-year contract
3/14	K	Matt Prater	Signed to two-year contract
3/15	OL	Will Hernandez	Signed to two-year contract
3/15	LB	Ezekiel Turner	Signed to one-year contract
3/15	OL	Hjalte Froholdt	Signed to two-year contract
3/15	LB	Kyzir White	Signed to two-year contract
3/20	QB	David Blough	Signed to one-year contract
3/20	WR	Zach Pascal	Signed to two-year contract
3/21	DL	L.J. Collier	Signed to one-year contract
3/21	CB	Antonio Hamilton Sr.	Signed one-year contract
3/21	DL	Jonathan Ledbetter	Resigned to one-year contract
3/21	OL	Dennis Daley	Signed to two-year contract
3/23	LB	Josh Woods	Signed to one-year contract
3/25	LB	Krys Barnes	Signed to one-year contract
3/30	CB	Rashad Fenton	Signed to one-year contract
3/30	DL	Carlos Watkins	Signed to one-year contract
4/10	CB	Kris Boyd	Signed to one-year contract
4/14	OL	Jackson Barton	Signed to one-year contract
4/17	QB	Jeff Driskel	Signed to one-year contract
4/17	S	Jovante Moffatt	Claimed off waivers from the Atlanta Falcons
5/9	S	Andre Chachere	Claimed off waivers from the Philadelphia Eagles
5/10	DL	Ben Stille	Claimed off waivers from the Cleveland Browns
5/11	OL	Jon Gaines II	Signed to a four-year contract
5/11	OL	Paris Johnson Jr.	Signed to a four-year contract
5/11	LB	Owen Pappoe	Signed to a four-year contract
5/11	DL	Dante Stills	Signed to a four-year contract
5/11	QB	Clayton Tune	Signed to a four-year contract
5/11	WR	Michael Wilson	Signed to a four-year contract
5/12	CB	Kei'Trel Clark	Signed to a four-year contract
5/15	K	Elliott Fry	Released
5/15	P	Matt Haack	Signed
5/15	DL	Manny Jones	Released
5/15	LB	Blake Lynch	Released
5/18	CB	Garrett Williams	Signed to a four-year contract
5/26	WR	DeAndre Hopkins	Released
6/5	CB	Dylan Mabin	Signed
6/5	CB	Bobby Price	Signed
6/6	LS	Joe Fortunato	Released
6/8	CB	Kyler McMichael	Claimed off waivers from the Buffalo Bills
6/8	LB	Marvin Pierre	Released
6/12	WR	Brandon Smith	Signed
6/12	WR	Auden Tate	Released
6/14	OL	Julien Davenport	Released
6/14	CB	Josh Thomas	Released
6/15	WR	Javon Wims	Released
7/24	LB	BJ Ojulari	Signed to a four-year contract
7/25	LS	Jack Coco	Signed to one-year contract
7/25	WR	Davion Davis	Signed to one-year contract
7/25	WR	Kaden Davis	Signed to one-year contract
7/25	OL	Pat Elflein	Signed to one-year contract
7/25	LS	Matt Hembrough	Placed on injured reserve
7/25	TE	Chris Pierce Jr.	Released
7/25	TE	Geoff Swaim	Signed to one-year contract
7/26	TE	Zach Ertz	Placed on Active/Physically Unable to Perform list
7/26	QB	Kyler Murray	Placed on Active/Physically Unable to Perform list
7/26	LB	BJ Ojulari	Placed on Active/Physically Unable to Perform list
7/26	CB	Garrett Williams	Placed on Non-Football Injury List
7/29	LB	David Anenih	Signed
7/29	CB	Dylan Mabin	Released
8/4	LS	Jack Coco	Released
8/4	RB	Marlon Mack	Signed
8/9	RB	Marlon Mack	Placed on injured reserve
8/9	RB	Stevie Scott	Signed
8/14	CB	Rashad Fenton	Placed on injured reserve
8/14	RB	Stevie Scott	Released
8/15	S	Sean Chandler	Signed
8/15	TE	Zach Ertz	Activated from Physically Unable to Perform List
8/18	OL	Braylon Jones	Signed
8/21	P	Matt Haack	Released
8/21	RB	Stevie Scott	Signed
8/21	OL	Lachavious Simmons	Waived
8/22	LB	Zach McCloud	Signed
8/24	S	Isaiah Simmons	Traded to the New York Giants for a seventh round pick in the 2024 NFL Draft
8/24	OL	Josh Jones	Traded to the Texans for a fifth round pick in the 2024 NFL Draft
8/24	QB	Joshua Dobbs	Acquired via trade from the Cleveland Browns for a fifth round pick in the 2024 NFL Draft in exchange for a seventh round pick in the 2024 NFL Draft.
8/25	OL	Cohl Cabral	Signed
8/28	CB	Sean Chandler	Released
8/28	OL	Pat Elflein	Placed on Injured Reserve
8/28	CB	Nate Hairston	Released
8/28	QB	Colt McCoy	Released
8/29	LB	David Anenih	Released
8/29	WR	Andre Baccellia	Released
8/29	DL	Eric Banks	Released
8/29	OL	Jackson Barton	Released
8/29	QB	David Blough	Released
8/29	LS	Aaron Brewer	Released
8/29	S	Kendell Brooks	Released
8/29	OL	Cohl Cabral	Released
8/29	S	Andre Chachere	Released
8/29	RB	Corey Clement	Released
8/29	WR	Brian Cobbs	Released
8/29	WR	Davion Davis	Released
8/29	WR	Kaden Davis	Released
8/29	QB	Jeff Driskel	Released
8/29	OL	Jon Gaines II	Placed on Injured Reserve
8/29	TE	Joel Honigford	Released
8/29	OL	Hayden Howerton	Released
8/29	S	Juju Hughes	Released
8/29	OL	Braylon Jones	Released
8/29	DL	Rashard Lawrence	Released
8/29	LB	Zach McCloud	Released
8/29	CB	Kyler McMichael	Waived/injured
8/29	QB	Kyler Murray	Placed on Reserve/Physically Unable to Perform list
8/29	CB	Bobby Price	Released
8/29	RB	Stevie Scott	Released
8/29	TE	Bernhard Seikovits	Released
8/29	DL	Jacob Slade	Released
8/29	WR	Brandon Smith	Released
8/29	OL	Lecitus Smith	Released
8/29	LB	Kyle Soelle	Released
8/29	TE	Noah Togiai	Released
8/29	OL	Badara Traore	Released
8/29	CB	Quavian White	Released
8/29	CB	Garrett Williams	Placed on Reserve/Non-Football Injury list
8/29	RB	Ty'Son Williams	Released
8/30	WR	Daniel Arias	Released
8/30	OL	Trystan Colon	Acquired via waivers from the New York Jets
8/30	OL	Marquis Hayes	Released
8/30	TE	Elijah Higgins	Acquired via waivers from the Miami Dolphins
8/30	OL	Keith Ismael	Acquired via waivers from the San Francisco 49ers
8/30	OL	Ilm Manning	Acquired via waivers from the San Francisco 49ers
8/30	S	Jovante Moffatt	Released
8/30	DL	Ben Stille	Released
8/30	CB	Starling Thomas V	Acquired via waivers from the Detroit Lions
8/30	S	K'Von Wallace	Acquired via waivers from the Philadelphia Eagles.
8/31	OL	Dennis Daley	Placed on Injured Reserve
8/31	OL	Carter O'Donnell	Acquired via waivers from the Indianapolis Colts
8/31	LB	Myjai Sanders	Placed on Injured Reserve
8/31	TE	Blake Whiteheart	Released
9/4	LS	Aaron Brewer	Re-signed to active roster
9/4	CB	Andre Chachere	Signed to the practice squad
9/4	RB	Corey Clement	Signed to the practice squad
9/4	WR	Kaden Davis	Signed to the practice squad
9/4	QB	Jeff Driskel	Signed to the practice squad
9/4	OL	Marquis Hayes	Signed to the practice squad
9/4	OL	Hayden Howerton	Signed to the practice squad
9/4	S	Jovante Moffatt	Signed to the practice squad
9/4	CB	Bobby Price	Signed to the practice squad
9/4	TE	Bernhard Seikovits	International Player practice squad exemption
9/4	DL	Ben Stille	Signed to the practice squad
9/4	CB	Quavian White	Signed to the practice squad
9/4	TE	Blake Whiteheart	Signed to the practice squad
9/9	OL	Jackson Barton	Elevated to the active roster from the practice squad
9/9	S	Andre Chachere	Elevated to the active roster from the practice squad
9/13	LB	Tyreek Maddox-Williams	Signed to the practice squad
9/13	S	Jovante Moffatt	Placed on practice squad/injured reserve list
9/16	DL	Eric Banks	Elevated to the active roster from the practice squad

CARDINALS TRANSACTIONS



9/16	S	Andre Chachere	Signed to active roster from practice squad	10/24	TE	Zach Ertz	Placed on injured reserve
9/16	DL	L.J. Collier	Placed on injured reserve	10/24	S	K'Von Wallace	Released
9/16	CB	Quavian White	Elevated to the active roster from the practice squad	10/24	CB	Quavian White	Released from the practice squad
9/18	S	Budda Baker	Placed on injured reserve	10/24	TE	Blake Whiteheart	Signed to the active roster from the practice squad
9/18	S	Joey Blount	Signed to the practice squad	10/25	WR	Davion Davis	Re-signed to the practice squad
9/18	OL	Hayden Howerton	Placed on practice squad injured reserve list	10/25	DL	Jacob Slade	Re-signed to the practice squad
9/18	S	Qwuantrezz Knight	Signed to the active roster from San Francisco's practice squad	10/26	CB	Bobby Price	Signed to the active roster from the practice squad
9/19	WR	Daniel Arias	Released from the practice squad	10/26	CB	Quavian White	Signed to the practice squad
9/19	DL	Jacob Slade	Signed to the practice squad	10/28	WR	Andre Baccellia	Signed to the active roster from the practice squad
9/20	WR	Jeff Smith	Signed to the practice squad	10/28	DL	Ben Stille	Elevated to the active roster from the practice squad
9/23	DL	Roy Lopez	Signed to the practice squad	10/28	OL	Elijah Wilkinson	Placed on injured reserve
9/23	DL	Jacob Slade	Released from the practice squad	10/28	RB	Damien Williams	Elevated to the active roster from the practice squad
9/23	DL	Carlos Watkins	Placed on injured reserve	10/30	WR	Andre Baccellia	Released
9/26	DL	Roy Lopez	Signed to the active roster from the practice squad	10/31	QB	Joshua Dobbs	Traded to Minnesota for a sixth-round pick in the 2024 NFL Draft.
9/26	DL	Jacob Slade	Signed to the practice squad	10/31	OL	Vitaliy Gurman	Signed to the practice squad
9/26	LB	Davion Taylor	Signed to the practice squad	10/31	DL	Jacob Slade	Released from the practice squad
9/26	CB	Quavian White	Released from the practice squad	10/31	WR	Jeff Smith	Placed on practice squad injured reserve list
9/30	DL	Eric Banks	Elevated to the active roster from the practice squad	10/31	CB	Quavian White	Released from the practice squad
9/30	RB	Corey Clement	Elevated to the active roster from the practice squad	10/31	RB	Damien Williams	Placed on practice squad injured reserve list
10/2	CB	Kris Boyd	Released	11/1	WR	Daniel Arias	Signed to the practice squad
10/2	OL	Iim Manning	Released	11/1	WR	Andre Baccellia	Signed to the practice squad
10/2	CB	Christian Matthew	Released	11/1	QB	Jeff Driskel	Signed to the practice squad
10/2	DL	Jacob Slade	Released from the practice squad	11/1	RB	Hassan Hall	Signed to the practice squad
10/3	S	Joey Blount	Signed to active roster from practice squad	11/2	RB	Tony Jones Jr.	Signed to the active roster from the practice squad
10/3	P	Nolan Cooney	Released	11/2	WR	Jeff Smith	Released from the practice squad/injured reserve
10/3	P	Blake Gillikin	Signed to the active roster	11/2	DL	Kendal Vickers	Signed to the practice squad
10/3	DL	Phil Hoskins	Signed to the practice squad	11/4	WR	Andre Baccellia	Signed to the active roster from the practice squad
10/5	RB	Damien Williams	Signed to the practice squad	11/4	RB	Corey Clement	Elevated to the active roster from the practice squad
10/7	RB	Corey Clement	Elevated to the active roster from the practice squad	11/4	QB	Jeff Driskel	Elevated to the active roster from the practice squad
10/7	DL	Ben Stille	Elevated to the active roster from the practice squad	11/6	WR	Andre Baccellia	Released
10/9	RB	Tony Jones Jr.	Claimed off waivers from the New Orleans Saints	11/6	RB	Hassan Hall	Released from the practice squad
10/10	RB	James Conner	Placed on injured reserve	11/6	OL	Doug Kramer Jr.	Acquired via waivers from the Chicago Bears
10/10	LB	Davion Taylor	Released from the practice squad	11/7	WR	Daniel Arias	Released from the practice squad
10/10	CB	Quavian White	Signed to the practice squad	11/7	QB	Kyler Murray	Activated from Reserve/Physically Unable to Perform List (PUP)
10/14	OL	Dennis Daley	Activated from the injured reserve//designated for return list	11/7	CB	Bobby Price	Placed on injured reserve
10/14	CB	Bobby Price	Elevated to the active roster from the practice squad	11/8	WR	Andre Baccellia	Signed to the practice squad
10/14	RB	Damien Williams	Elevated to the active roster from the practice squad	11/8	RB	James Conner	Designated to return from the injured reserve list
10/17	LB	Myjai Sanders	Waived	11/8	OL	Austen Pleasants	Signed to the practice squad
10/18	S	Budda Baker	Designated to return from the injured reserve list	11/8	CB	Quavian White	Signed to the practice squad
10/18	RB	Tony Jones Jr.	Released	11/9	J	Tony Jones Jr.	Released from the active roster
10/18	QB	Kyler Murray	Designated to return from the reserve/physically unable to perform	11/9	RB	Damien Williams	Released from the practice squad/injured reserve
10/20	QB	Jeff Driskel	Released from the practice squad	11/10	DL	Eric Banks	Released from the practice squad
10/20	RB	Tony Jones Jr.	Signed to the practice squad	11/10	DL	Naquan Jones	Signed to the practice squad
10/21	S	Budda Baker	Activated from the injured reserve/designated to return list	11/11	OL	Jackson Barton	Elevated to the active roster from the practice squad
10/21	CB	Bobby Price	Elevated to the active roster from the practice squad	11/11	RB	James Conner	Activated from injured reserve/designated to return list
10/21	RB	Damien Williams	Elevated to the active roster from the practice squad	11/11	OL	Vitaliy Gurman	Released from the practice squad
10/21	CB	Garrett Williams	Activated from the Reserve/Non Football Injury List	11/11	RB	Tony Jones Jr.	Elevated to the active roster from the practice squad
				11/11	RB	Tony Jones Jr.	Signed to the practice squad

CARDINALS STARTERS AND INACTIVES



OFFENSE

DATE	OPPONENT	WR	LT	LG	C	RG	RT	TE	QB	RB	FB
9/10	at Washington	M. Wilson/ M. Brown/ R. Moore	D. Humphries	E. Wilkinson	H. Froholdt	W. Hernandez	P. Johnson Jr.	Z. Ertz	J. Dobbs	J. Conner	--
9/17	N.Y. Giants	M. Wilson/ M. Brown	D. Humphries	E. Wilkinson	H. Froholdt	W. Hernandez	P. Johnson Jr.	T. McBride/ Z. Ertz	J. Dobbs	J. Conner	--
9/24	Dallas	M. Wilson/ M. Brown	D. Humphries	E. Wilkinson	H. Froholdt	W. Hernandez	P. Johnson Jr.	T. McBride/ Z. Ertz	J. Dobbs	J. Conner	--
10/1	at San Francisco	M. Wilson/ M. Brown/ R. Moore	D. Humphries	E. Wilkinson	H. Froholdt	W. Hernandez	P. Johnson Jr.	Z. Ertz	J. Dobbs	J. Conner	--
10/8	Cincinnati	M. Brown	D. Humphries	E. Wilkinson	H. Froholdt	W. Hernandez	P. Johnson Jr.	Z. Ertz/ G. Swaim	J. Dobbs	J. Conner	J. Luketa
10/15	at L.A. Rams	M. Wilson/ M. Brown	D. Humphries	E. Wilkinson	H. Froholdt	W. Hernandez	P. Johnson Jr.	Z. Ertz/ G. Swaim	J. Dobbs	K. Ingram	--
10/22	at Seattle	M. Wilson/ M. Brown	D. Humphries	T. Colon	H. Froholdt	W. Hernandez	P. Johnson Jr.	Z. Ertz/ G. Swaim	J. Dobbs	E. Demercado	--
10/29	Baltimore	M. Wilson/ M. Brown/ R. Moore	D. Humphries	T. Colon	H. Froholdt	W. Hernandez	P. Johnson Jr.	T. McBride	J. Dobbs	E. Demercado	--
11/5	at Cleveland	Z. Pascal/ M. Brown/ G. Dortch	D. Humphries	D. Daley	H. Froholdt	W. Hernandez	P. Johnson Jr.	T. McBride	C. Tune	R. Moore	--
11/12	Atlanta	M. Wilson/ M. Brown	K. Beachum	C. O'Donnell	H. Froholdt	W. Hernandez	P. Johnson Jr.	T. McBride/ G. Swaim	K. Murray	J. Conner	--
11/19	at Houston	--	--	--	--	--	--	--	--	--	--
11/26	L.A. Rams	--	--	--	--	--	--	--	--	--	--
12/3	at Pittsburgh	--	--	--	--	--	--	--	--	--	--
12/17	San Francisco	--	--	--	--	--	--	--	--	--	--
12/24	at Chicago	--	--	--	--	--	--	--	--	--	--
12/31	at Philadelphia	--	--	--	--	--	--	--	--	--	--
1/7	Seattle	--	--	--	--	--	--	--	--	--	--

DEFENSE

DATE	OPPONENT	DE	NT	DE	OLB	ILB	ILB	OLB	CB	S	DB
9/10	at Washington	L. Collier	L. Fotu	J. Ledbetter	V. Dimukeje	K. White	J. Woods	Z. Collins	M. Wilson/ K. Clark	B. Baker/ J. Thompson	--
9/17	N.Y. Giants	C. Watkins	--	J. Ledbetter	C. Thomas	K. White	K. Barnes	Z. Collins	K. Clark/ M. Wilson	J. Thompson/ K. Wallace	A. Chachere
9/24	Dallas	K. Strong	L. Fotu	J. Ledbetter	V. Dimukeje	K. White	K. Barnes	Z. Collins	K. Clark/ M. Wilson	J. Thompson/ K. Wallace	--
10/1	at San Francisco	K. Strong	L. Fotu	D. Stills	V. Dimukeje	K. White	E. Turner	Z. Collins	K. Clark/ M. Wilson	J. Thompson/ K. Wallace	--
10/8	Cincinnati	K. Strong	L. Fotu	D. Stills	D. Gardeck	K. White	--	Z. Collins	M. Wilson/ A. Hamilton Sr.	J. Thompson/ K. Wallace	A. Chachere
10/15	at L.A. Rams	K. Strong	--	J. Ledbetter	C. Thomas	K. White	J. Woods	Z. Collins	K. Clark/ M. Wilson	A. Chachere/ K. Wallace/ J. Blount	A. Hamilton Sr.
10/22	at Seattle	K. Strong	L. Fotu	J. Ledbetter	V. Dimukeje	K. White	J. Woods	Z. Collins	M. Wilson/ S. Thomas V	A. Chachere/ B. Baker	--
10/29	Baltimore	D. Stills	L. Fotu	J. Ledbetter	D. Gardeck	K. White	--	Z. Collins	M. Wilson/ A. Hamilton Sr.	B. Baker/ J. Thompson	G. Williams
11/5	at Cleveland	K. Strong	L. Fotu	J. Ledbetter	D. Gardeck	K. White	--	Z. Collins	M. Wilson/ A. Hamilton Sr.	B. Baker/ J. Thompson	G. Williams
11/12	Atlanta	K. Strong	L. Fotu	J. Ledbetter	D. Gardeck	K. White	--	Z. Collins	M. Wilson/ S. Thomas V	B. Baker/ J. Thompson	G. Williams
11/19	at Houston	--	--	--	--	--	--	--	--	--	--
11/26	L.A. Rams	--	--	--	--	--	--	--	--	--	--
12/3	at Pittsburgh	--	--	--	--	--	--	--	--	--	--
12/17	San Francisco	--	--	--	--	--	--	--	--	--	--
12/24	at Chicago	--	--	--	--	--	--	--	--	--	--
12/31	at Philadelphia	--	--	--	--	--	--	--	--	--	--
1/7	Seattle	--	--	--	--	--	--	--	--	--	--

2023 REGULAR SEASON INACTIVES

DATE	OPPONENT	1	2	3	4	5	6	7
09/10	at Washington	OL Kelvin Beachum	TE Elijah Higgins	OL Ilm Manning	OL Carter O'Donnell	LB Owen Pappoe	DL Dante Stills	CB Starling Thomas V
09/17	N.Y. Giants	S Budda Baker	DL Leki Fotu	TE Elijah Higgins	OL Ilm Manning	OL Carter O'Donnell	CB Starling Thomas V	LB Josh Woods
09/24	Dallas	TE Elijah Higgins	OL Ilm Manning	OL Carter O'Donnell	CB Starling Thomas V	LB Josh Woods	--	--
10/01	at San Francisco	TE Elijah Higgins	RB Keaontay Ingram	DL Jonathan Ledbetter	OL Ilm Manning	OL Carter O'Donnell	CB Starling Thomas V	LB Josh Woods
10/08	Cincinnati	TE Elijah Higgins	RB Keaontay Ingram	S Qwuantrezz Knight	DL Jonathan Ledbetter	OL Carter O'Donnell	--	--
10/15	at L.A. Rams	TE Elijah Higgins	OL Keith Ismael	RB Tony Jones Jr.	LB Jesse Luketa	OL Carter O'Donnell	S Jalen Thompson	--
10/22	at Seattle	CB Antonio Hamilton Sr.	S Qwuantrezz Knight	LB Jesse Luketa	OL Carter O'Donnell	WR Zach Pascal	S Jalen Thompson	OL Elijah Wilkinson
10/29	Baltimore	LB Krys Barnes	CB Kei'Trel Clark	WR Greg Dortch	S Qwuantrezz Knight	OL Carter O'Donnell	DL Kevin Strong	TE Blake Whiteheart
11/05	at Cleveland	CB Kei'Trel Clark	OL Trystan Colon	RB Emari Demercado	S Qwuantrezz Knight	LB Jesse Luketa	TE Blake Whiteheart	WR Michael Wilson
11/12	Atlanta	OL Trystan Colon	RB Emari Demercado	OL D.J. Humphries	S Qwuantrezz Knight	OL Doug Kramer Jr.	LB Ezekiel Turner	TE Blake Whiteheart
11/19	at Houston	--	--	--	--	--	--	--
11/26	L.A. Rams	--	--	--	--	--	--	--
12/03	at Pittsburgh	--	--	--	--	--	--	--
12/17	San Francisco	--	--	--	--	--	--	--
12/24	at Chicago	--	--	--	--	--	--	--
12/31	at Philadelphia	--	--	--	--	--	--	--
01/07	Seattle	--	--	--	--	--	--	--



CARDINALS ROSTER BY POSITION

NO.	NAME	POS.	HT.	WT.	AGE	EXP.	COLLEGE	HOMETOWN	HOW ACQ.
QUARTERBACKS (2)									
1	Murray, Kyler	QB	5-10	207	26	5	Oklahoma	Allen, TX	D1-19
15	Tune, Clayton	QB	6-3	220	24	R	Houston	Carrollton, TX	D5a-23
RUNNING BACKS (3)									
6	Conner, James	RB	6-1	233	28	7	Pittsburgh	Erie, PA	UFA-21 (Pit)
30	Ingram, Keaontay	RB	6-0	221	24	2	USC	Carthage, TX	D6a-22
31	Demercado, Emari	RB	5-9	215	24	R	Texas Christian	Inglewood, CA	FA-23
WIDE RECEIVERS (5)									
0	Pascal, Zach	WR	6-2	215	28	6	Old Dominion	Upper Marlboro, MD	UFA-23 (Phi)
2	Brown, Marquise	WR	5-9	180	26	5	Oklahoma	Hollywood, FL	TR-22 (Bal)
4	Moore, Rondale	WR	5-7	181	23	3	Purdue	New Albany, IN	D2-21
14	Wilson, Michael	WR	6-2	213	23	R	Stanford	Simi Valley, CA	D3b-23
83	Dortch, Greg	WR	5-7	175	25	3	Wake Forest	Highland Springs, VA	FA-21
TIGHT ENDS (4)									
84	Higgins, Elijah	TE	6-3	235	23	R	Stanford	Austin, TX	WV-23 (Mia)
85	McBride, Trey	TE	6-4	246	23	2	Colorado State	Fort Morgan, CO	D2-22
87	Swaim, Geoff	TE	6-4	260	30	9	Texas	Chico, CA	FA-23
89	Whiteheart, Blake	TE	6-4	247	23	R	Wake Forest	Winston-Salem, NC	FA-23
OFFENSIVE LINE (10)									
60	Ismael, Keith	OL	6-3	310	25	3	San Diego State	Oakland, CA	WV-23 (SF)
61	O'Donnell, Carter	OL	6-5	305	24	1	Alberta	Calgary, Alberta	WV-23 (Ind)
63	Colon, Trystan	OL	6-3	313	25	4	Missouri	Webb City, MO	WV-23 (NYJ)
64	Kramer Jr., Doug	OL	6-2	300	25	1	Illinois	Hinsdale, IL	WV-23 (Chi)
68	Beachum, Kelvin	OL	6-3	308	34	12	SMU	Mexia, TX	FA-20
70	Johnson Jr., Paris	OL	6-6	313	22	R	Ohio State	Cincinnati, Ohio	D1-23
71	Daley, Dennis	OL	6-6	326	27	5	South Carolina	Columbia, S.C.	UFA-23 (Ten)
72	Froholdt, Hjalte	OL	6-5	310	27	4	Arkansas	Svendborg, Denmark	UFA-23 (Cle)
74	Humphries, D.J.	OL	6-5	307	29	8	Florida	Union, SC	D1-15
76	Hernandez, Will	OL	6-3	332	28	6	UTEP	Las Vegas, NV	UFA-22 (NYG)
LINEBACKERS (11)									
7	White, Kyzir	LB	6-2	234	27	6	West Virginia	Emmaus, PA	UFA-23 (Phi)
10	Woods, Josh	LB	6-1	230	27	5	Maryland	Baltimore, MD	UFA-23 (Det)
18	Ojulari, BJ	LB	6-2	248	21	R	LSU	Marietta, GA	D2-23
25	Collins, Zaven	LB	6-4	260	24	3	Tulsa	Hominy, OK	D1-21
43	Luketa, Jesse	LB	6-3	253	24	2	Penn State	Ottawa, Ontario	D7b-22
44	Pappoe, Owen	LB	6-0	225	23	R	Auburn	Lawrenceville, GA	D5b-23
45	Gardeck, Dennis	LB	6-0	232	29	6	Sioux Falls	Lake in the Hills, IL	FA-18
47	Turner, Ezekiel	LB	6-2	214	27	6	Washington	Pasadena, MD	FA-18
51	Barnes, Krys	LB	6-2	229	25	4	UCLA	Bakersfield, CA	UFA-23 (GB)
52	Dimukeje, Victor	LB	6-2	262	23	3	Duke	Baltimore, MD	D6a-21
97	Thomas, Cameron	LB	6-4	267	23	2	San Diego State	Carlsbad, CA	D3a-22
DEFENSIVE BACKS (10)									
3	Baker, Budda	S	5-10	195	27	7	Washington	Bellevue, WA	D2-17
13	Clark, Kei'Trel	CB	5-10	181	22	R	Louisville	Richmond, VA	D6a-23
20	Wilson, Marco	CB	6-0	191	24	3	Florida	Fort Lauderdale, FL	D4-21
21	Williams, Garrett	CB	5-10	192	22	R	Syracuse	Harrisburg, NC	D3a-23
24	Thomas V, Starling	CB	5-10	194	23	R	Alabama-Birmingham	Birmingham, AL	WV-23 (Det)
28	Knight, Qwuantrizz	S	6-0	199	26	1	UCLA	Gretna, FL	FA-23
32	Blount, Joey	S	6-1	201	24	2	Virginia	Atlanta, GA	FA-23
33	Hamilton Sr., Antonio	CB	6-0	195	30	8	South Carolina State	Johnston, SC	FA-21
34	Thompson, Jalen	S	5-11	190	25	5	Washington State	Downey, CA	SD5-19
36	Chachere, Andre	S	6-0	197	27	3	San Jose State	Fresno, CA	WV-23 (Phi)
DEFENSIVE LINE (5)									
55	Stills, Dante	DL	6-4	286	23	R	West Virginia	Fairmont, WV	D6b-23
92	Strong, Kevin	DL	6-4	295	27	5	Texas-San Antonio	Cleveland, TX	UFA-23 (Ten)
93	Ledbetter, Jonathan	DL	6-4	282	26	2	Georgia	Tucker, GA	FA-21
95	Fotu, Leki	DL	6-5	334	25	4	Utah	West Valley City, UT	D4a-20
98	Lopez, Roy	DL	6-2	318	26	3	Arizona	Tempe, AZ	FA-23
SPECIALISTS (3)									
5	Prater, Matt	K	5-10	201	39	17	Central Florida	Estero, FL	UFA-21 (Det)
12	Gillikin, Blake	P	6-2	196	25	3	Penn State	Atlanta, GA	FA-23
46	Brewer, Aaron	LS	6-5	232	33	12	San Diego State	Fullerton, CA	FA-16

CARDINALS HOW THEY WERE BUILT



YEAR	DRAFTEES (20)	FREE AGENTS (24)	TRADES (1)	WAIVERS (7)	SUP. DRAFT (1)
2015	OL D.J. Humphries (1)				
2016		LS Aaron Brewer (FA-16)			
2017	S Budda Baker (2)				
2018		LB Dennis Gardeck (FA-18) LB Ezekiel Turner (FA-18)			
2019	QB Kyler Murray (1)				S Jalen Thompson (SD5-19)
2020	DL Leki Fotu (4)	OL Kelvin Beachum (FA-20)			
2021	LB Zaven Collins (1) WR Rondale Moore (2) CB Marco Wilson (4) LB Victor Dimukeje (6a)	RB James Conner (UFA-21 Pit) WR Greg Dortch (FA-21) CB Antonio Hamilton Sr. (FA-21) DL Jonathan Ledbetter (FA-21) K Matt Prater (UFA-21 Det)			
2022	TE Trey McBride (2) LB Cameron Thomas (3a) RB Keaontay Ingram (6a) LB Jesse Luketa (7b)	OL Will Hernandez (UFA-22 NYG)	WR Marquise Brown (TR-22 Bal)		
2023	OL Paris Johnson Jr. (1) LB BJ Ojulari (2) CB Garrett Williams (3) WR Michael Wilson (3) LB Owen Pappoe (5a) QB Clayton Tune (5b) CB Kei'Trel Clark (6a) DL Dante Stills (6b)	LB Krys Barnes (UFA-23 GB) S Joey Blount (FA-23) OL Dennis Daley (UFA-23 Ten) RB Emari Demercado (FA-23) OL Hjalte Froholdt (UFA-23 Cle) P Blake Gillikin (FA-23) S Qwuantrezz Knight (FA-23) DL Roy Lopez (FA-23) WR Zach Pascal (UFA-23 Phi) DL Kevin Strong (UFA-23 Ten) TE Geoff Swaim (FA-23) LB Kyzir White (UFA-23 Phi) TE Blake Whiteheart (FA-23) LB Josh Woods (UFA-23 Det)		S Andre Chachere (WV-23 Phi) OL Trystan Colon (WV-23 NYJ) TE Elijah Higgins (WV-23 Mia) OL Keith Ismael (WV-23 SF) OL Doug Kramer Jr. (WV-23 Chi) OL Carter O'Donnell (WV-23 Ind) CB Starling Thomas V (WV-23 Det)	



CARDINALS DEPTH CHART

(As of November 14, 2023)

As Prepared by Team's Media Relations Department

OFFENSE

WR	2 Marquise Brown			
LT	74 D.J. Humphries	61 Carter O'Donnell		
LG	63 Trystan Colon	71 Dennis Daley		
C	72 Hjalte Froholdt	64 Doug Kramer Jr.		
RG	76 Will Hernandez	60 Keith Ismael		
RT	<u>70 Paris Johnson Jr.</u>	68 Kelvin Beachum		
TE	85 Trey McBride	87 Geoff Swaim	<u>84 Elijah Higgins</u>	<u>89 Blake Whiteheart</u>
WR	4 Rondale Moore	83 Greg Dortch		
WR	<u>14 Michael Wilson</u>	0 Zach Pascal		
QB	1 Kyler Murray	<u>15 Clayton Tune</u>		
RB	6 James Conner	<u>31 Emari Demercado</u>	30 Keaontay Ingram	

DEFENSE

DE	92 Kevin Strong	<u>55 Dante Stills</u>		
NT	95 Leki Fotu	98 Roy Lopez		
DE	93 Jonathan Ledbetter			
OLB	45 Dennis Gardeck	52 Victor Dimukeje	43 Jesse Luketa	
ILB	7 Kyzir White	51 Krys Barnes		
ILB	10 Josh Woods	47 Ezekiel Turner	<u>44 Owen Pappoe</u>	
OLB	25 Zaven Collins	97 Cameron Thomas	<u>18 BJ Ojulari</u>	
CB	33 Antonio Hamilton Sr.	<u>21 Garrett Williams</u>	<u>13 Kei'Trel Clark</u>	
CB	20 Marco Wilson	<u>24 Starling Thomas V</u>		
S	34 Jalen Thompson	36 Andre Chachere	28 Qwuantrezz Knight	
S	3 Budda Baker	32 Joey Blount		

SPECIALISTS

K	5 Matt Prater
P	12 Blake Gillikin
LS	46 Aaron Brewer
H	12 Blake Gillikin
KR	83 Greg Dortch
PR	83 Greg Dortch

PRONUNCIATION GUIDE

Joey Blount	Blunt	Keith Ismael	ish-MALE
Andre Chachere	SASH-er-ay	Qwuantrezz Knight	KWAN-trez
Kei'Trel Clark	KEY-trell	Jesse Luketa	loo-KETT-uh
Emari Demercado	ee-MAR-ee / dee-mer-CAH-doe	BJ Ojulari	oh-joo-LARR-ee
Victor Dimukeje	dee-moo-KAY-g	Owen Pappoe	PAPP-oh
Leki Fotu	LECK-ee / FOH-too	Kyzir White	KY-zeer
Hjalte Froholdt	YELL-duh / FRO-holt		

NOTE: Rookies are underlined

CARDINALS ALPHABETICAL ROSTER



NO.	NAME	POS	HT	WT	DOB	EXP	COLLEGE	HOMETOWN	HOW ACQ
3	Baker, Budda	S	5-10	195	1/10/1996	7	Washington	Belleuve, WA	D2-17
51	Barnes, Krys	LB	6-2	229	4/2/1998	4	UCLA	Bakersfield, CA	UFA-23 (GB)
68	Beachum, Kelvin	OL	6-3	308	6/8/1989	12	SMU	Mexia, TX	FA-20
32	Blount, Joey	S	6-1	201	11/16/1998	2	Virginia	Atlanta, GA	FA-23
46	Brewer, Aaron	LS	6-5	232	7/5/1990	12	San Diego State	Fullerton, CA	FA-16
2	Brown, Marquise	WR	5-9	180	6/4/1997	5	Oklahoma	Hollywood, FL	TR-22 (Bal)
36	Chachere, Andre	S	6-0	197	2/10/1996	3	San Jose State	Fresno, CA	WV-23 (Phi)
13	Clark, Kei'Trel	CB	5-10	181	3/19/2001	R	Louisville	Richmond, VA	D6a-23
25	Collins, Zaven	LB	6-4	260	5/19/1999	3	Tulsa	Hominy, OK	D1-21
63	Colon, Trystan	OL	6-3	313	3/23/1998	4	Missouri	Webb City, MO	WV-23 (NYJ)
6	Conner, James	RB	6-1	233	5/5/1995	7	Pittsburgh	Erie, PA	UFA-21 (Pit)
71	Daley, Dennis	OL	6-6	326	8/7/1996	5	South Carolina	Columbia, S.C.	UFA-23 (Ten)
31	Demercado, Emari	RB	5-9	215	1/20/1999	R	Texas Christian	Inglewood, CA	FA-23
52	Dimukeje, Victor	LB	6-2	262	11/18/1999	3	Duke	Baltimore, MD	D6a-21
83	Dortch, Greg	WR	5-7	175	5/29/1998	3	Wake Forest	Highland Springs, VA	FA-21
95	Fotu, Leki	DL	6-5	334	8/23/1998	4	Utah	West Valley City, UT	D4a-20
72	Froholdt, Hjalte	OL	6-5	310	8/20/1996	4	Arkansas	Svendborg, Denmark	UFA-23 (Cle)
45	Gardeck, Dennis	LB	6-0	232	8/9/1994	6	Sioux Falls	Lake in the Hills, IL	FA-18
12	Gillikin, Blake	P	6-2	196	1/21/1998	3	Penn State	Atlanta, GA	FA-23
33	Hamilton Sr., Antonio	CB	6-0	195	1/24/1993	8	South Carolina State	Johnston, SC	FA-21
76	Hernandez, Will	OL	6-3	332	9/2/1995	6	UTEP	Las Vegas, NV	UFA-22 (NYG)
84	Higgins, Elijah	TE	6-3	235	10/27/2000	R	Stanford	Austin, TX	WV-23 (Mia)
74	Humphries, D.J.	OL	6-5	307	12/28/1993	8	Florida	Union, SC	D1-15
30	Ingram, Keaontay	RB	6-0	221	10/26/1999	2	USC	Carthage, TX	D6a-22
60	Ismael, Keith	OL	6-3	310	7/25/1998	3	San Diego State	Oakland, CA	WV-23 (SF)
70	Johnson Jr., Paris	OL	6-6	313	7/3/2001	R	Ohio State	Cincinnati, Ohio	D1-23
28	Knight, Qwuantrizz	S	6-0	199	10/10/1997	1	UCLA	Gretna, FL	FA-23
64	Kramer Jr., Doug	OL	6-2	300	6/4/1998	1	Illinois	Hinsdale, IL	WV-23 (Chi)
93	Ledbetter, Jonathan	DL	6-4	282	9/12/1997	2	Georgia	Tucker, GA	FA-21
98	Lopez, Roy	DL	6-2	318	8/7/1997	3	Arizona	Tempe, AZ	FA-23
43	Luketa, Jesse	LB	6-3	253	1/15/1999	2	Penn State	Ottawa, Ontario	D7b-22
85	McBride, Trey	TE	6-4	246	11/22/1999	2	Colorado State	Fort Morgan, CO	D2-22
4	Moore, Rondale	WR	5-7	181	6/9/2000	3	Purdue	New Albany, IN	D2-21
1	Murray, Kyler	QB	5-10	207	8/7/1997	5	Oklahoma	Allen, TX	D1-19
61	O'Donnell, Carter	OL	6-5	305	12/23/1998	1	Alberta	Calgary, Alberta	WV-23 (Ind)
18	Ojulari, BJ	LB	6-2	248	4/5/2002	R	LSU	Marietta, GA	D2-23
44	Pappoe, Owen	LB	6-0	225	9/29/2000	R	Auburn	Lawrenceville, GA	D5b-23
0	Pascal, Zach	WR	6-2	215	12/18/1994	6	Old Dominion	Upper Marlboro, MD	UFA-23 (Phi)
5	Prater, Matt	K	5-10	201	8/10/1984	17	Central Florida	Estero, FL	UFA-21 (Det)
55	Stills, Dante	DL	6-4	286	12/14/1999	R	West Virginia	Fairmont, WV	D6b-23
92	Strong, Kevin	DL	6-4	295	8/5/1996	5	Texas-San Antonio	Cleveland, TX	UFA-23 (Ten)
87	Swaim, Geoff	TE	6-4	260	9/16/1993	9	Texas	Chico, CA	FA-23
97	Thomas, Cameron	LB	6-4	267	7/1/2000	2	San Diego State	Carlsbad, CA	D3a-22
24	Thomas V, Starling	CB	5-10	194	1/25/2000	R	Alabama-Birmingham	Birmingham, AL	WV-23 (Det)
34	Thompson, Jalen	S	5-11	190	7/18/1998	5	Washington State	Downey, CA	SD5-19
15	Tune, Clayton	QB	6-3	220	3/23/1999	R	Houston	Carrollton, TX	D5a-23
47	Turner, Ezekiel	LB	6-2	214	6/9/1996	6	Washington	Pasadena, MD	FA-18
7	White, Kyzir	LB	6-2	234	3/24/1996	6	West Virginia	Emmatus, PA	UFA-23 (Phi)
89	Whiteheart, Blake	TE	6-4	247	3/22/2000	R	Wake Forest	Winston-Salem, NC	FA-23
21	Williams, Garrett	CB	5-10	192	6/1/2001	R	Syracuse	Harrisburg, NC	D3a-23
20	Wilson, Marco	CB	6-0	191	3/3/1999	3	Florida	Fort Lauderdale, FL	D4-21
14	Wilson, Michael	WR	6-2	213	2/23/2000	R	Stanford	Simi Valley, CA	D3b-23
10	Woods, Josh	LB	6-1	230	7/1/1996	5	Maryland	Baltimore, MD	UFA-23 (Det)
Injured Reserve (11)									
91	Collier, L.J.	DL	6-2	291	9/12/1995	5	TCU	Munday, Texas	UFA-23 (Sea)
50	Elflein, Pat	OL	6-3	305	7/6/1994	7	Ohio State	Pickerington, OH	FA-23
86	Ertz, Zach	TE	6-5	250	11/10/1990	11	Stanford	Danville, CA	TR-21 (Phi)
24	Fenton, Rashad	CB	5-11	193	2/17/1997	5	South Carolina	Miami, FL	UFA-23 (Atl)
59	Gaines II, Jon	OL	6-4	303	5/24/1999	R	UCLA	Wauwatosa, WI	D4-23
39	Hembrough, Matt	LS	6-3	236	5/17/1999	R	Oklahoma State	Lisle, IL	FA-23
32	Mack, Marlon	RB	5-11	210	3/7/1996	7	South Florida	Sarasota, Fla	FA-23
48	McMichael, Kyler	CB	6-0	202	3/22/2000	1	North Carolina	Atlanta, GA	WV-23 (Buf)
26	Price, Bobby	CB	6-3	208	4/25/1998	3	Norfolk State	Virginia Beach, VA	FA-23
94	Watkins, Carlos	DL	6-3	305	12/5/1993	7	Clemson	Forest City, NC	UFA-23 (Dal)
65	Wilkinson, Elijah	OL	6-6	314	2/10/1995	7	Massachusetts	Downingtown, PA	UFA-23 (Atl)
Practice Squad (16)									
82	Baccellia, Andre	WR	5-10	175	1/7/1997	2	Washington	Thousand Oaks, CA	FA-21
66	Barton, Jackson	OL	6-7	302	8/8/1995	3	Utah	Park City, UT	UFA-23 (LV)
23	Clement, Corey	RB	5-10	220	11/2/1994	7	Wisconsin	Glassboro, NJ	FA-22
16	Davis, Davion	WR	5-11	199	10/23/1996	2	Sam Houston State	Hutto, TX	FA-23
17	Davis, Kaden	WR	6-1	190	9/25/1998	1	Northwest Missouri State	Ellsworth, KS	FA-23
19	Driskel, Jeff	QB	6-4	235	4/23/1993	6	Louisiana Tech	Oviedo, FL	UFA-23 (Hou)
78	Hayes, Marquis	OL	6-5	318	2/14/1999	1	Oklahoma	St. Louis, MO	D7-22
79	Hoskins, Phil	DL	6-5	315	1/2/1997	3	Kentucky	Toledo, Ohio	FA-23
96	Jones, Naquan	DL	6-3	313	2/5/1998	3	Michigan State	Evanston, Ill.	FA-21
37	Jones Jr., Tony	RB	5-11	224	11/24/1997	3	Notre Dame	St. Petersburg, FL	WV-23 (NO)
58	Maddox-Williams, Tyreek	LB	6-0	228	10/28/1997	1	Rutgers	Philadelphia, PA	FA-23
67	Pleasant, Austen	OL	6-7	330	8/22/1997	2	Ohio	Ironton, Ohio	FA-23
90	Stille, Ben	DL	6-4	296	11/12/1997	2	Nebraska	Ashland, NE	WV-23 (Cle)
75	Vickers, Kendal	DL	6-3	295	5/23/1995	4	Tennessee	Havelock, N.C.	FA-23
38	White, Quavian	CB	5-8	187	6/12/2000	R	Georgia State	Greer, SC	FA-23
27	Wilson, Divaad	CB	6-0	195	1/26/2000	R	Central Florida	Miami, Fla.	FA-23
International Player Pathway/PS Exemption (1)									
80	Seikovits, Bernhard	TE	6-5	262	7/24/1997	1	No College	Vienna, Austria	FA-21
Practice Squad/Injured Reserve (1)									
75	Howerton, Hayden	OL	6-3	300	2/11/1999	1	Southern Methodist	Katy, TX	WV-23 (NE)



CARDINALS NUMERICAL ROSTER

NO.	NAME	POS	HT	WT	DOB	EXP	COLLEGE	HOW ACQ
0	Zach Pascal	WR	6-2	215	12/18/1994	6	Old Dominion	UFA-23 (Phi)
1	Kyler Murray	QB	5-10	207	8/7/1997	5	Oklahoma	D1-19
2	Marquise Brown	WR	5-9	180	6/4/1997	5	Oklahoma	TR-22 (Bal)
3	Budda Baker	S	5-10	195	1/10/1996	7	Washington	D2-17
4	Rondale Moore	WR	5-7	181	6/9/2000	3	Purdue	D2-21
5	Matt Prater	K	5-10	201	8/10/1984	17	Central Florida	UFA-21 (Det)
6	James Conner	RB	6-1	233	5/5/1995	7	Pittsburgh	UFA-21 (Pit)
7	Kyzir White	LB	6-2	234	3/24/1996	6	West Virginia	UFA-23 (Phi)
10	Josh Woods	LB	6-1	230	7/1/1996	5	Maryland	UFA-23 (Det)
12	Blake Gillikin	P	6-2	196	1/21/1998	3	Penn State	FA-23
13	Kei'Trel Clark	CB	5-10	181	3/19/2001	R	Louisville	D6a-23
14	Michael Wilson	WR	6-2	213	2/23/2000	R	Stanford	D3b-23
15	Clayton Tune	QB	6-3	220	3/23/1999	R	Houston	D5a-23
18	BJ Ojulari	LB	6-2	248	4/5/2002	R	LSU	D2-23
20	Marco Wilson	CB	6-0	191	3/3/1999	3	Florida	D4-21
21	Garrett Williams	CB	5-10	192	6/1/2001	R	Syracuse	D3a-23
24	Starling Thomas V	CB	5-10	194	1/25/2000	R	Alabama-Birmingham	WV-23 (Det)
25	Zaven Collins	LB	6-4	260	5/19/1999	3	Tulsa	D1-21
28	Qwuantrezz Knight	S	6-0	199	10/10/1997	1	UCLA	FA-23
30	Keaontay Ingram	RB	6-0	221	10/26/1999	2	USC	D6a-22
31	Emari Demercado	RB	5-9	215	1/20/1999	R	Texas Christian	FA-23
32	Joey Blount	S	6-1	201	11/16/1998	2	Virginia	FA-23
33	Antonio Hamilton Sr.	CB	6-0	195	1/24/1993	8	South Carolina State	FA-21
34	Jalen Thompson	S	5-11	190	7/18/1998	5	Washington State	SD5-19
36	Andre Chachere	S	6-0	197	2/10/1996	3	San Jose State	WV-23 (Phi)
43	Jesse Luketa	LB	6-3	253	1/15/1999	2	Penn State	D7b-22
44	Owen Pappoe	LB	6-0	225	9/29/2000	R	Auburn	D5b-23
45	Dennis Gardeck	LB	6-0	232	8/9/1994	6	Sioux Falls	FA-18
46	Aaron Brewer	LS	6-5	232	7/5/1990	12	San Diego State	FA-16
47	Ezekiel Turner	LB	6-2	214	6/9/1996	6	Washington	FA-18
51	Krys Barnes	LB	6-2	229	4/2/1998	4	UCLA	UFA-23 (GB)
52	Victor Dimukeje	LB	6-2	262	11/18/1999	3	Duke	D6a-21
55	Dante Stills	DL	6-4	286	12/14/1999	R	West Virginia	D6b-23
60	Keith Ismael	OL	6-3	310	7/25/1998	3	San Diego State	WV-23 (SF)
61	Carter O'Donnell	OL	6-5	305	12/23/1998	1	Alberta	WV-23 (Ind)
63	Trystan Colon	OL	6-3	313	3/23/1998	4	Missouri	WV-23 (NYJ)
64	Doug Kramer Jr.	OL	6-2	300	6/4/1998	1	Illinois	WV-23 (Chi)
68	Kelvin Beachum	OL	6-3	308	6/8/1989	12	SMU	FA-20
70	Paris Johnson Jr.	OL	6-6	313	7/3/2001	R	Ohio State	D1-23
71	Dennis Daley	OL	6-6	326	8/7/1996	5	South Carolina	UFA-23 (Ten)
72	Hjalte Froholdt	OL	6-5	310	8/20/1996	4	Arkansas	UFA-23 (Cle)
74	D.J. Humphries	OL	6-5	307	12/28/1993	8	Florida	D1-15
76	Will Hernandez	OL	6-3	332	9/2/1995	6	UTEP	UFA-22 (NYG)
83	Greg Dortch	WR	5-7	175	5/29/1998	3	Wake Forest	FA-21
84	Elijah Higgins	TE	6-3	235	10/27/2000	R	Stanford	WV-23 (Mia)
85	Trey McBride	TE	6-4	246	11/22/1999	2	Colorado State	D2-22
87	Geoff Swaim	TE	6-4	260	9/16/1993	9	Texas	FA-23
89	Blake Whiteheart	TE	6-4	247	3/22/2000	R	Wake Forest	FA-23
92	Kevin Strong	DL	6-4	295	8/5/1996	5	Texas-San Antonio	UFA-23 (Ten)
93	Jonathan Ledbetter	DL	6-4	282	9/12/1997	2	Georgia	FA-21
95	Leki Fotu	DL	6-5	334	8/23/1998	4	Utah	D4a-20
97	Cameron Thomas	LB	6-4	267	7/1/2000	2	San Diego State	D3a-22
98	Roy Lopez	DL	6-2	318	8/7/1997	3	Arizona	FA-23

COACHING STAFF

HEAD COACH: Jonathan Gannon

ASSISTANTS:

Jeff Rodgers (Asst. Head Coach/Special Teams Coordinator), Drew Petzing (Offensive Coordinator), Nick Rallis (Defensive Coordinator), Drew Terrell (Passing Game Coordinator/Wide Receivers), Klayton Adams (Offensive Line), Kenny Bell (Director, Football Strategy), Jason Benguche (Asst. Strength & Conditioning), Ronald Booker (Defensive Quality Control), Chris Cook (Asst. Offensive Line), Autry Denson (Running Backs), Everett Gathron (Asst. Strength & Conditioning), Blaine Gautier (Bill Bidwill Fellowship), Derrick LeBlanc (Defensive Line), Evan Marcus (Head Strength & Conditioning), Buddy Morris (Senior Conditioning Coordinator), Mark Naylor (Asst. Strength & Conditioning), William Peagler (Asst. Defensive Line), Jay Razzano (Coaching Asst.), Rob Rodriguez (Outside Linebackers), Kyle Sammons (Sports Science Coordinator/Asst. Strength & Conditioning), Brandon Schwab (Asst. to the Head Coach), Connor Senger (Offensive Quality Control), Sam Sewell (Asst. Special Teams), Sam Siefkes (Linebackers), Ryan Smith (Cornerbacks), Ben Steele (Tight Ends), Shea Thompson (Director, Football Performance), Patrick Toney (Defensive Backs), Spencer Whipple (Pass Game Specialist), Israel Woolfork (Quarterbacks)

2023 NFL STANDINGS AND SCHEDULE

	W	L	T	Div	Conf	Wk 1	Wk 2	Wk 3	Wk 4	Wk 5	Wk 6	Wk 7	Wk 8	Wk 9	Wk 10	Wk 11	Wk 12	Wk 13	Wk 14	Wk 15	Wk 16	Wk 17	Wk 18	
NFC EAST	8	1	0	3-0	6-0	<u>at NE</u>	<u>MIN</u>	<u>at TB</u>	<u>WASH</u>	<u>at LAR</u>	<u>at NYJ</u>	<u>MIA</u>	<u>at WSH</u>	<u>DAL</u>	BYE	at KC	BUF	SF	at DAL	at SEA	NYG	ARI	at NYG	
Philadelphia	6	3	0	2-1	3-3	<u>at NYG</u>	<u>NYJ</u>	<u>at ARI</u>	<u>NE</u>	<u>at SF</u>	<u>at LAC</u>	BYE	<u>LAR</u>	<u>at PHI</u>	<u>NYG</u>	<u>at CAR</u>	WSH	SEA	PHI	at BUF	at MIA	DET	at WSH	
Dallas	4	6	0	0-3	2-5	<u>ARI</u>	<u>at DEN</u>	BUF	at PHI	CHI	<u>at ATL</u>	<u>at NYG</u>	PHI	<u>at NE</u>	<u>at SEA</u>	NYG	at DAL	MIA	BYE	at LAR	at NYJ	SF	DAL	
Washington	2	8	0	1-2	2-4	<u>DAL</u>	<u>at ARI</u>	<u>at SF</u>	SEA	at MIA	at BUF	<u>WSH</u>	NYJ	at LV	at DAL	<u>at WSH</u>	NE	BYE	GB	at NO	at PHI	LAR	PHI	
NY Giants	NFC NORTH	W	L	T	Div	Conf	Wk 1	Wk 2	Wk 3	Wk 4	Wk 5	Wk 6	Wk 7	Wk 8	Wk 9	Wk 10	Wk 11	Wk 12	Wk 13	Wk 14	Wk 15	Wk 16	Wk 17	Wk 18
Detroit	7	2	0	1-0	4-1	<u>at KC</u>	SEA	<u>ATL</u>	<u>at GB</u>	<u>CAR</u>	<u>at TB</u>	<u>at BAL</u>	<u>LV</u>	BYE	<u>at LAC</u>	CHI	GB	at NO	at CHI	DEN	at MIN	at DAL	MIN	
Minnesota	6	4	0	2-0	6-2	TB	at PHI	LAC	<u>at CAR</u>	KC	<u>at CHI</u>	<u>SF</u>	<u>at GB</u>	<u>at ATL</u>	NO	at DEN	CHI	BYE	at LV	at CIN	DET	GB	at DET	
Green Bay	3	6	0	1-2	3-3	<u>at CHI</u>	at ATL	NO	DET	at LV	BYE	at DEN	MIN	<u>LAR</u>	at PIT	LAC	at DET	KC	at NYG	TB	at CAR	at MIN	CHI	
Chicago	3	7	0	0-2	2-4	GB	at TB	at KC	DEN	<u>at WSH</u>	MIN	<u>LV</u>	at LAC	at NO	<u>CAR</u>	at DET	at MIN	BYE	DET	at CLE	ARI	ATL	at GB	
NFC SOUTH	W	L	T	Div	Conf	Wk 1	Wk 2	Wk 3	Wk 4	Wk 5	Wk 6	Wk 7	Wk 8	Wk 9	Wk 10	Wk 11	Wk 12	Wk 13	Wk 14	Wk 15	Wk 16	Wk 17	Wk 18	
New Orleans	5	5	0	1-1	2-3	<u>TEN</u>	<u>at CAR</u>	at GB	TB	<u>at NE</u>	at HOU	JAX	<u>at IND</u>	<u>CHI</u>	at MIN	BYE	at ATL	DET	CAR	at NYG	at LAR	at TB	ATL	
Tampa Bay	4	5	0	1-1	3-3	<u>at MIN</u>	<u>CHI</u>	PHI	<u>at NO</u>	BYE	DET	ATL	at BUF	at HOU	<u>TEN</u>	at SF	at IND	CAR	at ATL	at GB	JAX	NO	at CAR	
Atlanta	4	6	0	2-0	3-4	<u>CAR</u>	<u>GB</u>	at DET	at JAX	HOU	WSH	<u>at TB</u>	at TEN	MIN	at ARI	BYE	NO	at NYJ	TB	at CAR	IND	at CHI	at NO	
Carolina	1	8	0	0-2	0-6	at ATL	NO	at SEA	MIN	at MIA	at MIA	BYE	HOU	IND	at CHI	DAL	at TEN	at TB	at NO	ATL	GB	at JAX	TB	
NFC WEST	W	L	T	Div	Conf	Wk 1	Wk 2	Wk 3	Wk 4	Wk 5	Wk 6	Wk 7	Wk 8	Wk 9	Wk 10	Wk 11	Wk 12	Wk 13	Wk 14	Wk 15	Wk 16	Wk 17	Wk 18	
San Francisco	6	3	0	2-0	4-1	<u>at PIT</u>	<u>at LAR</u>	<u>NYG</u>	<u>ARI</u>	<u>DAL</u>	at CLE	at MIN	CIN	BYE	<u>at JAX</u>	TB	at SEA	at PHI	SEA	at ARI	BAL	at WSH	LAR	
Seattle	6	3	0	1-1	5-1	LAR	<u>at DET</u>	<u>CAR</u>	<u>at NYG</u>	BYE	at CIN	ARI	CLE	at BAL	<u>WASH</u>	at LAR	SF	at DAL	at SF	PHI	at TEN	PIT	at AR	
LA Rams	3	6	0	2-1	2-4	<u>at SEA</u>	SF	at CIN	<u>at IND</u>	PHI	ARI	PIT	at DAL	at GB	BYE	SEA	at ARI	CLE	at BAL	WSH	NO	at NYG	at SF	
Arizona	2	8	0	0-3	2-5	at WSH	NYG	<u>DAL</u>	at SF	CIN	at LAR	at SEA	BAL	at CLE	<u>ATL</u>	at HOU	LAR	at PIT	BYE	SF	at CHI	at PHI	SEA	
AFC EAST	W	L	T	Div	Conf	Wk 1	Wk 2	Wk 3	Wk 4	Wk 5	Wk 6	Wk 7	Wk 8	Wk 9	Wk 10	Wk 11	Wk 12	Wk 13	Wk 14	Wk 15	Wk 16	Wk 17	Wk 18	
Miami	6	3	0	2-1	4-2	<u>at LAC</u>	<u>at NE</u>	<u>DEN</u>	at BUF	<u>NYG</u>	<u>CAR</u>	at PHI	<u>NE</u>	at KC	BYE	LV	at NYJ	at WSH	TEN	NYJ	DAL	at BAL	BUF	
Buffalo	5	5	0	1-2	2-5	<u>at NYJ</u>	<u>LV</u>	<u>at WSH</u>	<u>MIA</u>	JAX	<u>NYG</u>	at NE	TB	at CIN	DEN	NYJ	at PHI	BYE	at KC	DAL	at LAC	NE	at MIA	
NY Jets	4	5	0	1-1	2-4	<u>BUF</u>	at DAL	NE	KC	<u>at DEN</u>	<u>PHI</u>	BYE	<u>at NYG</u>	LAC	at LV	at BUF	MIA	ATL	HOU	at MIA	WSH	at CLE	at NE	
New England	2	8	0	2-2	2-4	PHI	MIA	<u>at NYJ</u>	at DAL	NO	at LV	<u>BUF</u>	at MIA	WSH	IND	BYE	at NYG	LAC	at PIT	KC	at DEN	at BUF	NYJ	
AFC NORTH	W	L	T	Div	Conf	Wk 1	Wk 2	Wk 3	Wk 4	Wk 5	Wk 6	Wk 7	Wk 8	Wk 9	Wk 10	Wk 11	Wk 12	Wk 13	Wk 14	Wk 15	Wk 16	Wk 17	Wk 18	
Baltimore	7	3	0	2-2	4-3	<u>HOU</u>	<u>at CIN</u>	IND	<u>at CLE</u>	<u>at PIT</u>	<u>at TEN</u>	<u>DET</u>	<u>at ARI</u>	<u>SEA</u>	CLE	CIN	at LAC	BYE	LAR	at JAX	at SF	MIA	PIT	
Pittsburgh	6	3	0	2-0	4-2	SF	<u>CLE</u>	at LV	at HOU	BAL	BYE	<u>at LAR</u>	JAX	<u>TEN</u>	<u>GB</u>	at CLE	at CIN	ARI	NE	at IND	CIN	at SEA	at BAL	
Cleveland	6	3	0	2-2	4-2	<u>CIN</u>	at PIT	<u>TEN</u>	BAL	BYE	<u>SF</u>	<u>at IND</u>	at SEA	<u>ARI</u>	<u>at BAL</u>	PIT	at DEN	at LAR	JAX	CHI	at HOU	NYJ	at CIN	
Cincinnati	5	4	0	0-2	1-4	at CLE	BAL	LAR	at TEN	at ARI	<u>SEA</u>	BYE	<u>at SF</u>	<u>BUF</u>	HOU	at BAL	PIT	at JAX	IND	MIN	at PIT	at KC	CLE	
AFC SOUTH	W	L	T	Div	Conf	Wk 1	Wk 2	Wk 3	Wk 4	Wk 5	Wk 6	Wk 7	Wk 8	Wk 9	Wk 10	Wk 11	Wk 12	Wk 13	Wk 14	Wk 15	Wk 16	Wk 17	Wk 18	
Jacksonville	6	3	0	2-1	4-2	<u>at IND</u>	KC	HOU	<u>ATL</u>	<u>at BUF</u>	<u>IND</u>	<u>at NO</u>	<u>at PIT</u>	<u>BYE</u>	SF	TEN	at HOU	CIN	at CLE	BAL	at TB	CAR	at TEN	
Houston	5	4	0	1-1	3-2	at BAL	IND	<u>at JAX</u>	<u>PIT</u>	at ATL	<u>NO</u>	BYE	at CAR	<u>TB</u>	<u>at CIN</u>	ARI	JAX	DEN	at NYJ	at TEN	CLE	TEN	at IND	
Indianapolis	5	5	0	2-2	4-3	JAX	<u>at HOU</u>	<u>at BAL</u>	LAR	<u>TEN</u>	at JAX	CLE	NO	<u>at CAR</u>	<u>at NE</u>	BYE	TB	at TEN	at CIN	PIT	at ATL	LV	HOU	
Tennessee	3	6	0	0-1	2-4	at NO	<u>LAC</u>	at CLE	<u>CIN</u>	at IND	BAL	BYE	<u>ATL</u>	at PIT	at TB	at JAX	CAR	IND	at MIA	HOU	SEA	at HOU	JAX	
AFC WEST	W	L	T	Div	Conf	Wk 1	Wk 2	Wk 3	Wk 4	Wk 5	Wk 6	Wk 7	Wk 8	Wk 9	Wk 10	Wk 11	Wk 12	Wk 13	Wk 14	Wk 15	Wk 16	Wk 17	Wk 18	
Kansas City	7	2	0	2-1	5-1	DET	<u>at JAX</u>	<u>CHI</u>	<u>at NYJ</u>	<u>at MIN</u>	<u>DEN</u>	<u>LAC</u>	at DEN	<u>MIA</u>	BYE	PHI	at LV	at GB	BUF	at NE	LV	CIN	at LAC	
Las Vegas	5	5	0	1-1	3-3	<u>at DEN</u>	<u>at BUF</u>	<u>PIT</u>	at LAC	<u>GB</u>	NE	at CHI	at DET	<u>NYG</u>	<u>NYJ</u>	at MIA	KC	BYE	MIN	LAC	at KC	at IND	DEN	
LA Chargers	4	5	0	1-1	2-3	MIA	<u>at TEN</u>	<u>at MIN</u>	<u>LV</u>	BYE	DAL	at KC	<u>CHI</u>	<u>at NYJ</u>	<u>DET</u>	at GB	BAL	at NE	DEN	at LV	BUF	at DEN	KC	
Denver	4	5	0	1-2	2-4	LV	WSH	at MIA	<u>at CHI</u>	NYJ	at KC	<u>GB</u>	<u>KC</u>	BYE	<u>at BUF</u>	MIN	CLE	at HOU	at LAC	at DET	NE	LAC	at LV	

Bolded and Underlined Opponent - win *Italics - Tie* *Clinched Playoff Berth **Clinched Division Title ***Clinched First-Round Bye