

ARIZONA CARDINALS

WEEK 3
GAME RELEASE
#CHIVsAZ

Mark Dalton - Senior Vice President, Media Relations Chris Melvin - Director, Media Relations Mike Helm - Manager, Media Relations
Imani Suber - Media Relations Coordinator Chase Russell - Media Relations Coordinator



CHICAGO BEARS (1-1)

VS.

ARIZONA CARDINALS (0-2)

State Farm Stadium | September 23, 2018 | 1:25 PM



THIS WEEK'S PREVIEW

Arizona hosts the Chicago Bears in the first of back-to-back home games at State Farm Stadium. Should this week's game sell out, it would mark the 128th consecutive sellout at the venue (regular season and postseason included) which opened in 2006.

The only two founding members of the NFL still in existence, the Cardinals and Bears face off for the 91st time in a rivalry that dates back to 1920. The first-ever meeting between the two teams - then known as the Chicago Cardinals and Decatur Staleys - occurred at Normal Park in Chicago on November 28th, 72 days after the league was conceived as the American Professional Football Association during a meeting in Canton, OH.

The Bears hold a 56-28-6 advantage in the all-time series, but the Cardinals have taken two of the last three meetings. Arizona defeated Chicago 48-23 the last time the two teams squared off in Week 2 of the 2015 season. Arizona enters this week looking for its first home win against the Bears since the 1998 season.

Between 1920 and 1952, the Cardinals and Bears squared off 63 times. This Sunday's matchup marks just the 28th meeting in the 66 years since. With a victory over the Bears this week, it would leave New England as the only team the Cardinals have not defeated at State Farm Stadium.

This week's game between the Cardinals and Bears is the only Week 3 game across the NFL that features a pair of first-year head coaches in Steve Wilks and Matt Nagy. Wilks entered the NFL coaching ranks with the Bears in 2006 and is facing his former team for the first time as a head coach.

Last week Arizona fell to 0-2 with a 34-0 loss to the Rams at the Coliseum in Los Angeles in the first division game for either team this season. It was the first of three division games in a four-week span for the Cardinals.

Chicago is coming off a 24-17 victory over the Seattle Seahawks on Monday Night Football. The Bears evened their record at 1-1 in a game in which they never trailed, with QB Mitchell Trubisky throwing a pair of TD passes and CB Prince Amukamara scoring on a 49-yard INT return.

Next week the Cardinals host the division-rival Seahawks in the first of two consecutive games against NFC West opponents (at 49ers in Week 5).

The Bears return home to Soldier Field for a matchup against the Tampa Bay Buccaneers and then have their bye in Week 5.

GAME RELEASE INDEX

Page	Contents
2-3	Cardinals-Bears Series Info
4	State Farm Stadium / Weekly Schedule / NFL Schedule (Week 3)
5	By The Numbers / Potential Milestones / Cardinals Flight Plan
6	Leadership / Michael Bidwill / Steve Keim / Super Bowl LVII
7	Steve Wilks Highlights
8	Coordinators (McCoy, Holcomb, Rodgers) / Coaching Highlights
9	Assistant Coach Breakdown & Headshots
10-16	Larry Fitzgerald / David Johnson / Sam Bradford / Offensive Highlights
17-19	Defensive Highlights / Peterson / Jones / Bethea / Boston / Baker
20	Special Teams Highlights / Phil Dawson / Andy Lee
22-25	Individual Player Notes / Transactions
26-38	Rosters / Depth Chart / How They Were Built / 2018 Stats / Standings

ARIZONA CARDINALS - 2018 SCHEDULE

Date	Opponent	Location	AZTime/Result
Sep. 9	WASHINGTON	State Farm Stadium	L, 6-24
Sep. 16	@ L.A. Rams	LA Memorial Coliseum	L, 0-34
Sep. 23	CHICAGO	State Farm Stadium	1:25 PM
Sep. 30	SEATTLE	State Farm Stadium	1:05 PM
Oct. 7	@ San Francisco*	Levi's Stadium	1:25 PM
Oct. 14	@ Minnesota*	U.S. Bank Stadium	10:00 AM
Oct. 18	DENVER#	State Farm Stadium	5:20 PM
Oct. 28	SAN FRANCISCO*	State Farm Stadium	1:25 PM
	- BYE -		
Nov. 11	@ Kansas City*	Arrowhead Stadium	11:00 AM
Nov. 18	OAKLAND*	State Farm Stadium	2:05 PM
Nov. 25	@ L.A. Chargers*	StubHub Center	2:05 PM
Dec. 2	@ Green Bay*	Lambeau Field	11:00 AM
Dec. 9	DETROIT*	State Farm Stadium	2:25 PM
Dec. 16	@ Atlanta*	Mercedes-Benz Stadium	11:00 AM
Dec. 23	L.A. RAMS*	State Farm Stadium	2:05 PM
Dec. 30	@ Seattle*	CenturyLink Field	2:25 PM

FOX/NFL Network Thursday Night Football

* Subject to flexible scheduling decisions

THE HIGHLIGHTS

--The Cardinals and Bears - the only two founding members of the NFL still in existence - meet for the 91st time in a series that dates back to 1920. The teams first met in November of 1920, a little more than two months after the NFL (then known as the American Professional Football Association) was formed.

--If sold out, Sunday's game would mark the 128th consecutive sellout at State Farm Stadium (every game since the venue opened in 2006).

--The Bears and Patriots are the only teams the Cardinals have never defeated at State Farm Stadium, which opened in 2006.

--Arizona has won two of its last three against Chicago, but have not defeated the Bears in Arizona since the 1998 season at Sun Devil Stadium.

--Cardinals DE **Chandler Jones** (65.0) and Bears LB **Khalil Mack** (42.5) have combined for 107.5 sacks and 150 tackles for loss in their NFL careers. The two have also combined for five Pro Bowl selections and three first-team All-Pro selections.

--WR **Larry Fitzgerald** has faced the Bears three times in his NFL career. In those three games he totaled 25 receptions for 346 yards and five TDs. Fitzgerald had 100+ receiving yards in all three games and his three TD receptions in his last outing vs. Chicago (Week 2 of 2015) remain his career-high in the regular season.

--CB **Patrick Peterson** recorded his first INT of the 2018 season (and 22nd career INT) last week. It was Peterson's seventh career INT vs. the Rams. No active player has more INTs against a single opponent than Peterson does against the Rams.

--DE **Benson Mayowa** recorded a career-high 2.0 sacks in last week's game vs. the Rams. The previous high for the sixth-year defender was 1.5 vs. Detroit on 12/26/16 as a member of the Cowboys.

--Dating back to the final two games of last season, DT **Robert Nkemdiche** has 11 tackles, a sack, three tackle for loss, five QB hits, a forced fumble and a fumble recovery (returned 21 yards for a TD).



BROADCAST INFORMATION

Television: FOX / Play-By-Play: Dick Stockton Analyst: Mark Schlereth Sideline: Jennifer Hale

Cardinals Radio: Arizona Sports 98.7 FM / Play-By-Play: Dave Pasch Analyst: Ron Wolfley Sideline: Paul Calvisi

Cardinals Spanish Radio: Latino Mix KQMR 100.3 FM / Play-By-Play: Gabriel Trujillo Analyst: Rolando Cantu



CARDS-BEARS CONNECTIONS

Bears Connections

Cardinals Head Coach **Steve Wilks** entered the NFL coaching ranks with the Bears and served as the team's DBs coach from 2006-08.

Cardinals Special Teams Coordinator **Jeff Rodgers** served in the same role for the Bears from 2015-17. Under Rodgers, Chicago tied for the NFL lead with three special teams TDs (two punt return, one fake punt) during the 2017 season.

Cardinals Senior Assistant/D-Line Coach **Don Johnson** served as D-Line coach for the Bears from 2005-06.

Cardinals QB **Mike Glennon** signed with the Bears as a free agent in 2017 and started four games for the team last season.

Cardinals DT **Olsen Pierre** entered the league as an undrafted free agent with the Bears, and LS **Aaron Brewer** spent the 2016 offseason and training camp with Chicago.

Cardinals Scout **Zac Canty** was as a pro personnel assistant with the Bears from 2010-11. Canty is from Naperville, IL and helped Naperville North High School to a 10-1 record and a league title as a senior.

Illinois/Chicago Connections

Cardinals Owner **Bill Bidwill** is a native of Chicago and was inducted into the Sports Faith Hall of Fame (Lake Forest, IL) in 2010.

Cardinals Head Coach **Steve Wilks** coached DBs at Illinois State in 2000.

Cardinals Assistant Special Teams coach **Randall McCray** was an assistant head coach and defensive coordinator at Illinois State in 2002 after working as the Redbirds LBs coach from 2000-01.

Cardinals RBs coach **Kirby Wilson** played college football at Illinois from 1980-81 and coached at Southern Illinois from 1991-92. He earned a degree in Psychology from Eastern Illinois in 1989.

Cardinals Offensive Assistant coach **Cam Turner** (Libertyville), LB **Dennis Gardeck** (Lake in the Hills), WR **Trent Sherfield** (Danville) and DE **Zach Moore** (Chicago) are from Illinois.

Cardinals Connections

Bears D-Line Coach **Jay Rodgers** is the older brother of Cardinals Special Teams Coordinator **Jeff Rodgers**.

Bears OLB **Sam Acho** (2011-14), OT **Bobby Massie** (2012-15), DB **Marcus Cooper Sr.** (2016) and OT **Bradley Sowell** (2013-15) played for the Cardinals. Acho, a fourth-round pick by Arizona, played for the Cardinals from 2011-14 and appeared in 51 games (31 starts). Massie was drafted by the Cardinals in the fourth round in 2012 and started 46 of 54 games played over four seasons. Sowell appeared in 48 games in Arizona while Cooper started 13 games in his lone season with the Cardinals.

Bears LBs coach **Glenn Pires** served in the same position for the Cardinals from 1996-2000.

Bears Assistant D-Line Coach **Donovan Raiola** was on the Cardinals roster in 2009.

Arizona Connections

Bears Chairman **George McCaskey** attended Arizona State University, where he earned his bachelor's degree in Broadcasting in 1978 and his law degree in 1981.

Bears CB **Prince Amukamara** is from Glendale and was named the Arizona Republic's state Player of the Year after his senior season at Apollo High School. His sisters, Promise and Peace, both played on the Arizona State women's basketball team.

Bears Offensive Coordinator **Mark Helfrich** was the QBs coach for Arizona State from 2001-05. In his final season there, the Sun Devils finished third in the NCAA and led the Pac-10 in passing yards per game with 373.9.

College/Pro Connections

Cardinals OL **Mike Iupati** (2010-14), S **Antoine Bethea** (2014-16), P **Andy Lee** (2004-14) and K **Phil Dawson** (2013-16) played in San Francisco with Bears LB **Aaron Lynch** (2014-17).

Cardinals Defensive Coordinator **Al Holcomb** (2009-12) and DBs coach **David Merritt Sr.** (2004-17) coached for the Giants while Bears CB **Prince Amukamara** (2011-15) played for the team.

Bears Assistant DBs coach **Roy Anderson** coached Cardinals S **Antoine Bethea** in Indianapolis from 2012-13.

K **Phil Dawson** (1999-2012) and CB **Jamar Taylor** (2016-17) played for the Browns while Bears Special Teams Coordinator **Chris Tabor** (2011-17) served in the same role Cleveland.

Cardinals DE **Chandler Jones** and Bears DT **Akiem Hicks** played together for the Patriots in 2015.

Cardinals LB **Markus Golden** was coached by Bears OLBs coach **Brandon Staley** at Hutchinson Community College (KS) in 2011.

Cardinals RB **T.J. Logan** and Bears QB **Mitch Trubisky** were three-year (2014-16) teammates at North Carolina.

Cardinals OL **D.J. Humphries** and Bears DE **Jonathan Bullard** were teammates at the Florida from 2012-14.

Cardinals LB **Josh Bynes** (2014-16) played for the Lions with Bears FB **Michael Burton** (2015-16).

602 IN THE 602 FOR STOCKTON

When FOX play-by-play announcer **Dick Stockton** is in Arizona to call this Sunday's game between the Cardinals and Bears, the local area code will match the number of NFL games he has called as a broadcaster. This week Stockton will be calling his 602nd career NFL game.

Stockton began his broadcasting career doing local radio and TV in his hometown of Philadelphia in 1965. He is among an elite group of announcers that have been with FOX since it began NFL coverage in 1994 and the 2018 season marks Stockton's 25th with the NFL on FOX.

In his 40+ years as a professional broadcaster, Stockton has also covered MLB, the NBA, NCAA basketball, boxing, track & field, the Pan Am Games and the Olympics. In 2009, he was named one of the top-50 network sportscasters of all time by the American Sportscasters Association.

SERIES BREAKDOWN

The Cardinals and Bears meet this week for the 91st time in a series that dates back to the inaugural NFL season of 1920, when the Chicago Cardinals took on the Decatur Staleys at Normal Park. At that time, the NFL was known as the American Professional Football Association (APFA). On November 28th of that year - 72 days after the NFL was founded in a meeting held in the Hupmobile auto showroom in Canton, OH on September 17th - the Cardinals defeated the Staleys 7-6.

The Bears hold a 56-28-6 advantage in the all-time series but the Cardinals have taken two of the last three meetings. Arizona defeated Chicago 48-23 the last time the two teams squared off - in Week 2 of the 2015 season.

Between 1920 and 1952 the teams traditionally met twice annually, squaring off 63 times during that span (once in 1921 and '23; three times in 1926). This Sunday's matchup marks just the 28th meeting in the 66 years since.

CARDINALS-BEARS ALL-TIME SERIES

- Overall Preseason Series: 28-56-6
- Cardinals at Home vs. Chicago: 15-28-1
- First Regular Season Meeting: 11/28/20 vs. Decatur, W, 7-6
- Last Regular Season Meeting: 9/20/15 at Chicago, W, 48-23

THE COACHES

Steve Wilks



0-2-0

0-2-0

0-0

1st

1st

Overall Record

Regular Season Record

Playoff Record

Years as NFL Head Coach

Years with Team

1-1-0

1-1-0

0-0

1st

1st

Matt Nagy



Hired as the head coach in Arizona on January 22, 2018, **Steve Wilks** is in his first season at the helm for the Cardinals. Wilks came to Arizona after spending the previous six seasons (2012-17) with the Carolina Panthers, including last year as the team's defensive coordinator. The Charlotte, NC native is a 23-year coaching veteran and spent the last 12 years as an assistant in the NFL. Wilks also coached in the NFL with the Chicago Bears (2006-08) and San Diego Chargers (2009-11) prior to working in Carolina. He coached for 11 years at the collegiate level, including one season (1999) as the head coach at Savannah State.

Named the 16th head coach in Bears history on January 8, 2018, **Matt Nagy** took over in Chicago with 10 years of experience coaching in the NFL with the Chiefs (2013-17) and Eagles (2008-12). Nagy spent the 2017 season as the Chiefs offensive coordinator and serving as co-offensive coordinator (with Brad Childress) in 2015. He was the Chiefs QBs coach from 2013-15.

A PLACE HE CALLED HOME

Cardinals head coach **Steve Wilks** got his first NFL coaching job with the Chicago Bears in 2006 when he was hired onto the staff of Lovie Smith. It was Wilks' eighth different job in an eight-year span between 1999-06. Wilks coached defensive backs for the Bears from 2006-08, the beginning of an NFL coaching career that led - 10 years later - to him being hired as head coach in Arizona.

In his time coaching DBs in Chicago, the Bears secondary accounted for 42 of the team's 62 INTs, including 16 in 2006 when Chicago led the NFL with 44 takeaways and advanced to Super Bowl XLI. Chicago's defensive backs forced 20 fumbles during Wilks' tenure, the most in the NFL during that three-year span.

It was in Wilks' first year with the Bears that he met and first worked under then-defensive coordinator **Ron Rivera**, who was hired to coach ILBs for the Chargers in 2007. He was promoted to defensive coordinator in 2008 and brought Wilks to San Diego as DBs coach in 2009. Wilks worked under Rivera for eight of the next nine seasons (2009-10 w/San Diego; 2012-17 w/Carolina) before he was hired as head coach in Arizona.



A SHARED HISTORY

The Cardinals have a strong connection to the city of Chicago, where the franchise was founded in 1898. In 1920 they joined the NFL as one of the charter members. When the Cards called Chicago home, the team was located at the corner of 61st and Racine. The street, along with the color of jerseys from the University of Chicago, provided a name for the team, the Racine Cardinals.



The Racine Cardinals became the Chicago Cardinals in 1922 when a team from Racine, WI joined the league. The same year the Cards would move into their new home in Comiskey Park, which they shared with baseball's White Sox for the next 37 years.

Charles W. Bidwill, Sr., a vice president with the Chicago Bears, the Cardinals cross-town rivals, bought the team for \$50,000 in 1932 and divested himself of his holdings in the Bears. That began a continuous period of family ownership of the Cardinals which continues to this day. **The Cardinals are the oldest continuously owned franchise in pro football.**

Violet Bidwill assumed control of the franchise for 15 years following her husband's passing in 1947. Under Violet, the team won their second consecutive Western Division championship and made an appearance in the 1948 NFL championship game, a 7-0 loss in Philadelphia. Violet also oversaw the team's move from Chicago to St. Louis in 1960.

The Cardinals and the Chicago Bears are the only two founding members of the NFL still in existence. The Bears, originally based in Decatur, IL, moved to Chicago in 1921 where they were known as the Chicago Staleys for a year before becoming the Chicago Bears in 1922.

A PAIR OF PRESSURE PRODUCERS

Cardinals DE **Chandler Jones** and Raiders LB **Khalil Mack** have a lot in common. Both are former first round draft picks - Jones in 2012 (Patriots) and Mack in 2014 (Raiders) - who have placed themselves among the best defenders in the NFL. They are also two of the league's best in getting into an opponent's backfield.

The NFL leader in both sacks (17.0) and tackles for loss (28) in 2017, Jones was named first-team All-Pro last season. Since being acquired by the Cardinals in 2016, Jones leads the NFL in both sacks (29.0) and tackles for loss (44). Jones is a two-time Pro Bowl selection (2015, 2017) who became the first player in Cardinals history to lead the league in sacks (2017).



Jones Career Stats (2012-18)

Sacks	TFL	FF	FR	QBH	TDs
65.0	82	17	4	118	2 (Blocked FG Return; Fumble Recovery)

The 2016 NFL Defensive Player of the Year, Mack is a three-time Pro Bowler and two-time first-team All-Pro. In 2016 he became the first player in NFL history to be named first-team All-Pro at multiple positions (DE, OLB) by the Associated Press.



Mack Career Stats (2014-18)

Sacks	TFL	FF	FR	QBH	TDs
42.5	69	11	5	85	2 (2 INT Return)

Dating back to Mack's rookie season in 2014, both players rank in the top-10 in the NFL for both sacks and tackles for loss.

NFL Leaders - Sacks (2014-18)

Rnk	Player (Team)	Sacks
1	Von Miller (Den)	52.5
2	Chandler Jones (AZ)	47.5
3	Ryan Kerrigan (Was)	47.0
4	Everson Griffen (Min)	44.5
5	Justin Houston (KC)	43.0
6	Khalil Mack (Chi)	42.5
7	Cameron Wake (Mia)	40.5
8	Cameron Jordan (NO)	40.0
9	J.J. Watt (Hou)	39.5
10	Aaron Donald (LAR)	39.0

NFL Leaders - Tackles for Loss (2014-18)

Rnk	Player (Team)	TFL
1	Aaron Donald (LAC)	72
2	Khalil Mack (Chi)	69
3	J.J. Watt (Hou)	64
4	Michael Bennett (Phi)	62
5t	Chandler Jones (AZ)	60
5t	Calais Campbell (Jax)	60
5t	Ryan Kerrigan (Was)	60
8t	Cameron Jordan (NO)	59
8t	Von Miller (Den)	59
10	Ndamukong Suh (LAR)	58

DAVID'S HISTORIC GAME / SERIES HIGHLIGHTS

The last time the Cardinals and Bears faced off - in Week 2 of the 2015 season at Soldier Field - then rookie RB **David Johnson** was playing the second game of his NFL career. The week prior, he had sealed the Cardinals victory over the Saints with a 55-yard TD reception in the fourth quarter.

The next time he touched the ball (his 3rd career NFL touch) came on the opening kickoff in Chicago and Johnson returned it 108 yards for a TD. Johnson's 108-yard TD against the Bears remains tied for the second-longest kickoff return in NFL history. It also remains the longest TD in franchise history.



NFL History - Longest Kickoff Returns

Rnk	Dist	Player (Team)	Opponent
1	109t	Cordarrelle Patterson (Min)	vs. Green Bay, 10/27/13
2t	108t	David Johnson (AZ)	@ Chicago, 9/20/15
2t	108t	Jacoby Jones (Bal)	vs. Pittsburgh, 11/2/14
2t	108t	Knile Davis (KC)	vs. Denver, 12/1/13
2t	108t	Jacoby Jones (Bal)	vs. Dallas, 10/14/12
2t	108t	Randall Cobb (GB)	vs. New Orleans, 9/8/11
2t	108t	Ellis Hobbs (NE)	vs. NY Jets, 9/9/07

In the third quarter vs. Chicago, Johnson scored on a 13-yard TD run. In doing so, he became **the first player in NFL history with a rushing TD, receiving TD and kickoff-return TD in the first two games of his career.**

Against the Bears, Johnson became **the first Cardinals player to have a kickoff return TD and a rushing TD in the same game since Hall of Famer Ollie Matson on 12/13/58.**

FITZGERALD'S IMPRESSIVE THREE-GAME TOTALS AGAINST THE BEARS

WR **Larry Fitzgerald** has faced the Bears three times in his NFL career. In those three games he totaled 25 receptions for 346 yards and five TDs. Fitzgerald had 100+ receiving yards in all three games and his three TD receptions in his last outing vs. Chicago (Week 2 of 2015) remains his career-high in the regular season.

Fitzgerald's 3 Career Games vs. Chicago

Date	Rec	Yds	TDs
9/20/15 at Chicago	8	112	3
12/23/12 vs. Chicago	8	111	0
11/8/09 at Chicago	9	123	2

SERIES QUICK HITS

- The Bears are one of three NFL teams DE **Chandler Jones** has never faced in his career (Green Bay, L.A. Chargers).
- This week's game between the Bears and Cardinals is the only Week 3 game across the NFL in which two first-year head coaches will face off (**Steve Wilks/Matt Nagy**).

FITZGERALD HELPS A FRIEND

Joe Casella and his wife, **Tina**, opened Casella's Italian Delicatessen in Scottsdale in 1977 and in the 40-plus years since they have fed and made friends with many in the community. One of those friends is Cardinals WR **Larry Fitzgerald**, who reached out this week to help the family in a time of need.

Joe Casella was diagnosed with a terminal form of cancer and on Tuesday (9/18), Fitzgerald paid for all orders at the Casella's restaurant from noon to 5:00 PM, while asking that patrons make any donations they could to help support Joe and his family.

"I want to support Joe, his legacy and his family and I hope those that come in Tuesday will do the same by donating to support this man, his family and what they have and continue to represent," Fitzgerald said of the fundraiser.

Fitzgerald and teammates **D.J. Foster** and **Christian Kirk** stopped by during the day to thank patrons for their donations.

Foster and Kirk both played football at Saguaro High School, which is less than a mile from the deli. Casella has been a longtime supporter of the school's teams.

Donations to help the Casella family can also be mailed to the restaurant at 5905 N Granite Reef Rd., Scottsdale, Arizona, 85250.

WILSON IS A HALL OF FAME NOMINEE

The last time the Bears visited Arizona during the regular season was in December of 2012. In that game, S **Adrian Wilson** blocked a FG attempt which was picked up and returned 82 yards for a TD.

The game was significant for Wilson in that it is also marked the final home game of his 12-year career.

Last week it was announced that the former safety - who was inducted into the team's Ring of Honor in 2015 - is among the 102 modern-era nominees for the Pro Football Hall of Fame's Class of 2019.

The roster of nominees consists of 47 offensive players, 39 defensive players, five special teams players and 11 coaches. The Modern-Era nominees will be reduced to 25 semifinalists in November and 15 finalists in January.

Wilson, who now serves as a scout with Arizona, spent 12 seasons (2001-12) playing with the Cardinals after joining the team as a third-round selection (64th overall) in the 2001 NFL Draft. A five-time Pro Bowl selection (2006, 2008-11) and three time All-Pro (2006, 2008-09), he finished his NFL career as one of just six players in NFL history (Ronde Barber, Brian Dawkins, Rodney Harrison, Ray Lewis, William Thomas) with at least 25 sacks and 25 INTs in their career.



BACK-TO-BACK AT HOME

The Cardinals host the Chicago Bears this week in the first of back-to-back home games at State Farm Stadium.

The world-class venue, which opened in 2006, has proved a catalyst for the Cardinals success in the last decade-plus. The Cardinals have posted a winning record at home in eight of 12 seasons at State Farm Stadium, earning four playoff berths and three NFC West titles during that time. The Cardinals finished .500 or better just twice and made the playoffs once in 18 seasons prior.

Below is a look at the organization's success at its new home compared to 18 seasons at Sun Devil Stadium.

Overall Comparison	12+ seasons at SF Stadium	18 seasons at SD Stadium
Statistic	127	12
Sellouts	99-94-1	100-188
Regular Season Record	.513	.347
Regular Season Win %	61-35-1	64-80
Regular Season Home Record	.634	.444
Home Win %	5-4	1-1
Postseason Record	4-0	0-0
Postseason Home Record	5	1
Seasons with Winning Record	4	1
Postseason Berths	3	0
Division Titles	2	0
Conference Championship Games	1	0
Super Bowl Appearances		

Arizona entered the 2018 season having posted a winning record at home in five consecutive seasons (2013-17), which represents the longest such streak in franchise history. The 2017 season was the 11th consecutive season Arizona has won at least four home games.

Cardinals Home Record (2006-17)

Year	Record	Year	Record
2017	5-3	2011	6-2
2016	4-3-1	2010	4-4
2015	6-2 (1-0 in playoffs)	2009	4-4 (1-0 in playoffs)
2014	7-1	2008	6-2 (2-0 in playoffs)
2013	6-2	2007	6-2
2012	4-4	2006	3-5

The Cardinals are 65-35-1 (including postseason) all time at State Farm Stadium. Their .649 home winning percentage ranks eighth in the NFL and fourth in the NFC dating back to 2006.

NFL Home Win Percentage (2006-18) - Includes Postseason

Rnk	Team	W	L	T	Win%
1	New England Patriots	96	18	0	.842
2	Baltimore Ravens	73	27	0	.730
3t	Green Bay Packers	74	29	2	.714
3t	Pittsburgh Steelers	75	30	0	.714
5	Seattle Seahawks	73	31	0	.702
6	Indianapolis Colts	71	34	0	.676
7	New Orleans Saints	68	35	0	.660
8	Arizona Cardinals	65	35	1	.649
9	Minnesota Vikings	65	36	0	.644
10	Denver Broncos	67	38	0	.638

SELLOUT STREAK HITS 127 STRAIGHT IN SEASON OPENER

The Cardinals have sold out every game played at State Farm Stadium, pre-season and postseason included. Arizona sold out the season opener vs. Washington, running its sellout streak at State Farm Stadium to 127 in a row.

There were only 12 games total that sold out in time to be televised locally in 18 years at Sun Devil Stadium.



STATE FARM STADIUM

On Tuesday, September 4, the Cardinals and State Farm announced an 18-year naming rights commitment that resulted in the team's home venue becoming State Farm Stadium.



"We were intent on finding a relationship that was an ideal fit with our organization and this community in terms of values, priorities and culture," said Cardinals President **Michael Bidwill**. "With State Farm, we absolutely did that. While this is a comprehensive marketing agreement, there will be a major focus on community programs that will have a positive impact across our state. State Farm is one of the most-respected and recognizable brands in the world and Phoenix is fortunate to be one of its three hub markets."

"State Farm is committed to making a difference and so are the Arizona Cardinals," said State Farm Chairman and Chief Executive Officer **Michael Tipsord**. "Working with them gives us the chance to build even stronger communities in Arizona and helps us build our brand nationally."

Arizona is home to one of three of State Farm regional hubs. State Farm is an active member of the local community employing approximately 7,000 individuals. State Farm prides itself on activating its workforce in the communities they reside. Over the past four years, State Farm staff has volunteered more than 2 million hours in their respective communities.

The process of integrating State Farm Stadium branding assets throughout the stadium and other team platforms will take place over the coming weeks, with much of it in place by last Sunday's opener vs. Washington.

Since it opened in 2006, the stadium has become one of the most iconic and well-known landmarks in the state of Arizona. The building has hosted some of the most incredible and unforgettable sporting events in America. In addition to 127 consecutive sold-out Cardinals home games and the Fiesta Bowl annually, the multi-purpose facility has also hosted two Super Bowls, the 2015 Pro Bowl, three college football national championship games and the NCAA men's basketball Final Four in 2017. It was recently selected to host Super Bowl LVII in 2023 and the Final Four again in 2024. In addition, State Farm Stadium will host a College Football Playoff semifinal game three times between now and 2026.

NFL SCHEDULE - WEEK 3

Below is a look at the NFL schedule for Week 3 of the regular season.

Thursday, September 20

New York Jets at Cleveland Browns - 5:20 PM (NFLN)

Sunday, September 23

New Orleans Saints at Atlanta Falcons - 10:00 AM (FOX)
 Green Bay Packers at Washington Redskins - 10:00 AM (FOX)
 Indianapolis Colts at Philadelphia Eagles - 10:00 AM (FOX)
 Buffalo Bills at Minnesota Vikings - 10:00 AM (CBS)
 Oakland Raiders at Miami Dolphins - 10:00 AM (CBS)
 Denver Broncos at Baltimore Ravens - 10:00 AM (CBS)
 Cincinnati Bengals at Carolina Panthers - 10:00 AM (CBS)
 New York Giants at Houston Texans - 10:00 AM (FOX)
 Tennessee Titans at Jacksonville Jaguars - 10:00 AM (CBS)
 San Francisco 49ers at Kansas City Chiefs - 10:00 AM (FOX)
 Los Angeles Chargers at Los Angeles Rams - 1:05 PM (CBS)
Chicago Bears at Arizona Cardinals - 1:25 PM (FOX)
 Dallas Cowboys at Seattle Seahawks - 1:25 PM (FOX)
 New England Patriots at Detroit Lions - 5:20 PM (NBC)


Monday, September 24

Pittsburgh Steelers at Tampa Bay Buccaneers - 5:15 PM (ESPN)

IT GETS LOUD IN THERE

Having a sellout crowd on hand - and the deafening noise it creates - has proven difficult for opposing teams and given the Cardinals one of the NFL's most distinct home field advantages.

Dating back to the inaugural year at State Farm Stadium in 2006, Cards opponents have accumulated 161 accepted false start penalties in the regular season. That is the most for any home team in the NFL during that span.



NFL Leaders - Opponent False Start Penalties (2006-Present)

Rnk	Home Team	FS	Stadium
1	Cardinals	161	State Farm Stadium
2	Vikings	142	U.S. Bank Stadium/Metrodome/TCF Bank
3	Seahawks	141	CenturyLink Field
4	Lions	140	Ford Field
5	Eagles	134	Lincoln Financial Field

MEDIA SCHEDULE - WEEK 3

The Cardinals practice and media schedule for this week is listed below. Practice is open each day for approximately the first 20 minutes and the locker room will be open for 45 minutes. All requests for assistant coach availability need to be made in advance through the Cardinals Media Relations staff.

Wed, 9/19 10:50 AM - Practice
 Bears Conference Call
 10:00 AM - Head Coach **Matt Nagy**
 HC **Steve Wilks** and QB **Sam Bradford** available at approximately 12:50 PM and players available in locker room

Thurs, 9/20 10:50 AM - Practice
 Coordinators **Mike McCoy** (Offense) and **Al Holcomb** (Defense) following practice at approximately 12:50 PM and players available in locker room

Fri, 9/21 10:25 AM - Practice
 Head coach **Steve Wilks** available at approximately 11:50 AM and players available in locker room

Sun, 9/23 Bears vs. Cardinals, 1:25 PM - State Farm Stadium

BY THE NUMBERS

602

NFL broadcasts for FOX play-by-play announcer Dick Stockton (including this week's Cardinals-Bears contest). In his 40+ years as a professional broadcaster, Stockton has also covered MLB, the NBA, NCAA basketball, boxing, track & field, the Pan Am Games and the Olympics.

127

Sellouts at State Farm Stadium (including preseason and postseason). The Cardinals have sold out every game played at the stadium since it opened in 2006. A sellout of this week's game vs. Chicago would make it 128 straight.

161

Total accepted false start penalties by Cardinals opponents at State Farm Stadium dating back to 2006. That is the highest total among all NFL teams in home games during that span.

29

Teams the Cardinals have defeated at State Farm Stadium since beginning play there in 2006. The lone exceptions are the Chicago Bears and New England Patriots.

1920

Year of the first meeting between the Cardinals and Bears. On November 28th of that year, the Chicago Cardinals defeated the Decatur Staleys 7-6 at Normal Park. That game took place 72 days after the league was founded as the American Professional Football Association during a meeting in Canton, OH (September 17th, 1920).

2

Founding members of the NFL still in existence: Cardinals and Bears. The Green Bay Packers were formed in 1919 but did not join the NFL until the 1921 season.

90

All-time meetings between the Cardinals and Bears (this week will be #91). Between 1920 and 1952 the teams traditionally met twice annually, squaring off 63 times during that span (once in 1921 and '23; three times in 1926). This Sunday's matchup marks just the 28th meeting in the 66 years since.

5

TD receptions for WR Larry Fitzgerald in three career games against the Bears. Fitzgerald has totaled 25 receptions for 346 yards and five TD in those three contests, posting 100+ receiving yards in all three.

107.5

Combined career sacks for Arizona DE Chandler Jones (65.0) and Bears LB Khalil Mack (42.5).

108

Distance - in yards - of the kickoff return TD for RB David Johnson the last time the Cardinals faced the Bears (Week 2 of 2015). It remains the longest TD in Cardinals history.

213

Consecutive games that Fitzgerald has at least one reception. That is the second-longest reception streak in NFL history behind Jerry Rice (274).

286

Receiving yards Fitzgerald needs to pass Hall of Fame WR Terrell Owens (15,934) for second place on the NFL's all-time receiving yardage list.

34

Career TDs for RB David Johnson. That is tied with Larry Fitzgerald (2004-07) for the most in franchise history through a player's first four seasons.

25

Rushing TDs for Johnson. Despite having played in just 35 career games, Johnson is tied for eighth on the Cardinals all-time list for career rushing TDs.

22

Career INTs for CB Patrick Peterson, who recorded his first INT of the season last week in Los Angeles. Only seven players in franchise history have more career INTs than Peterson.

7

Career INTs for Peterson against the Rams. No active player in the NFL has more INTs against a single opponent than Peterson has vs. the Rams. He has over twice as many INTs against the Rams as he does against any other opponent in his career (has 3 vs. Tampa Bay).

29.0

Sacks for DE Chandler Jones during his time with the Cardinals. Since being acquired by Arizona in a trade with New England that sent a second-round pick to the Patriots, Jones leads the NFL in both sacks (29.0) and tackles for loss (44) during that span.

2.0

Sacks for Cardinals DE Benson Mayowa in last week's game against the Rams. That is a new career high for the sixth-year defender. His previous high was 1.5 vs. Detroit on 12/26/16 while playing for Dallas.

MILESTONES WITHIN REACH

- With a victory, the Cardinals would have at least one home win against 30 of the other 31 NFL franchises since beginning play at State Farm Stadium in 2006 - leaving New England (0-1) as the lone exception.

- With a win, the Cardinals would snap a two-game home winless streak vs. Chicago and have their first home win against the Bears since 1998.

WR Larry Fitzgerald

- With a reception, Fitzgerald would have at least one reception in 214 consecutive games, the second-longest reception streak in NFL history: Jerry Rice (274).

- With 62 receiving yards, Fitzgerald would pass Marvin Harrison (7,180 at RCA Dome) for the third-most receiving yards in a single stadium.

- With a TD reception, Fitzgerald would have 111 TD receptions in his career. That would tie TE Tony Gonzalez for seventh on the NFL's all-time list for career TD catches.

- With a TD reception, Fitzgerald would have six TD catches in four career games against the Bears.

RB David Johnson

- With a TD (of any kind), Johnson would have 35 TDs in his career. His 35 TDs would be the most in franchise history in a player's first four seasons. Fitzgerald had 34 TDs in 60 games during his first four NFL seasons (2004-07).

- A TD would give Johnson 29 total TDs in his last 27 games played.

- With a rushing TD, Johnson would have 26 career rushing TDs, tying Ernie Nevers for seventh place on the franchise all-time list.

- With a TD, Johnson would have three TDs in two career games vs. the Bears.

DE Chandler Jones

- With a sack, Jones (playing in his 35th game for AZ) would reach 30.0 sacks in fewer games than any other player in franchise history. Freddie Joe Nunn (41) holds the current record.

CB Patrick Peterson

- With an INT, Peterson would have an INT in back-to-back games for the first time since Weeks 2-3 of the 2016 season. It would also give Peterson 23 career INTs and he would sit alone in seventh place on the franchise all-time list.

- An INT would give Peterson a pick in back-to-back games against the Bears (had one INT in the Week 2 meeting at Chicago in 2015).

DE Benson Mayowa

- With a sack, Mayowa would have at least one sack in back-to-back games for just the second time in his career (Games 12-13 of 2016 season with Dallas).

K Phil Dawson

- With one FG, Dawson would have 437 career FGs and would sit alone in eighth place on the NFL's all-time list for career FGs.

CARDS HAVE A HIT WITH FLIGHT PLAN

In February, the Cardinals launched "Cardinals Flight Plan", a first-of-its-kind documentary series available on Facebook Watch that takes fans behind the scenes for an inside look at the team's offseason. The 10-episode series has reached nearly 14 million views to date.



"We are always looking for new and innovative ways to connect with fans and provide them with unique content where they are consuming it," said Cardinals President Michael Bidwill.

ABOUT FLIGHT PLAN: From the final moments of the 2017 season and leading up to training camp in 2018, Flight Plan allows fans to follow the team's search for a new head coach and QB, free agency evaluations, success in the 2018 NFL Draft and on-field preparations during OTAs and minicamp.

HOW TO WATCH: Regardless of whether they have a Facebook account, viewers within the U.S. can watch every episode of the series by going to [facebook.com/cardinalsflightplan](https://www.facebook.com/cardinalsflightplan). Viewers outside the U.S. are able to access the show via the Cardinals' main Facebook page.

Episode 10: Ready for Takeoff - New coach. New QBs. No shortage of headlines this season.

Episode 9: Full Deck - Josh Rosen and the rookies join Sam Bradford and the veterans during organized team activities. While offseason workouts continue, Arizona is awarded Super Bowl LVII during the NFL owners meetings.

Episode 8: Cardinal DNA - As the team takes shape, it's built with the "Cardinal DNA" at its core.

Episode 7: Own the Room - The drama of the 2018 NFL Draft unfolds from Dallas and inside the war room at team's headquarters in Tempe.

Episode 6: D-Day - Steve Wilks is wired for sound during his first minicamp as Head Coach, and the team prepares for the Draft.

Episode 5: Groundwork - The first offseason program under head coach Steve Wilks is underway. David Johnson and Markus Golden are hard at work to come back from season-ending injuries.

Episode 4: Veteran Moves - NFL free agency is underway, and the Arizona Cardinals make the offensive line a top priority.

Episode 3: Combining Together - Steve Wilks, his staff and the front office use the week at the NFL Combine to get on the same page about the Draft class.

Episode 2: Mobilizing - Scouts evaluate talent at the Senior Bowl and Head Coach Steve Wilks settles into a routine at Cardinals headquarters.

Episode 1: Reshuffling the Deck - The search for Arizona's new head coach is underway, and the Cardinals provide fans an in-depth look into the process.

ELEVATING A FRANCHISE

The 2018 season is the 12th since **Michael Bidwill** took over as team President in 2007. His leadership during that time has gone a long way in transforming the franchise – both on and off the field.

Highlights of Bidwill's tenure as team President

- Since taking over as team president in 2007, the Cardinals have gone .500 or better in eight of 11 seasons (just twice in previous 20 years) and posted four double-digit win seasons (none in previous 20).

- Arizona's 50 wins between 2013-17 were the most in any five-year span in franchise history.

- The last two head coaches he hired for the Cards went on to finish #1 and #2 in franchise history in wins: Bruce Arians (50) and Ken Whisenhunt (49).

- Of the Cardinals seven all-time postseason wins, five have come during Bidwill's 11 years as team president. Arizona has played in nine postseason contests since Bidwill took over in 2007. The Cardinals played just seven total playoff games in their entire history prior to his tenure.

- Arizona has appeared in the NFC Championship Game twice during Bidwill's time as president (2008, '15), including a victory in 2008 that led to the franchise's first-ever Super Bowl appearance (Super Bowl XLIII).

- Leading the list of his Cardinals accomplishments is the creation of State Farm Stadium. Since its opening in 2006, the team has sold out all 127 games (preseason and postseason included) played at the venue.

- In addition to his role in helping Arizona land Super Bowls XLII and XLIX, he led the effort to land Super Bowl LVII (2023) this past spring. Michael was also instrumental in getting the 2015 Pro Bowl for Arizona; played a week before Super Bowl XLIX those two events combined to deliver a record economic impact of \$720 million to the region.

- By the time it hosts Super Bowl LVII, State Farm Stadium will have undergone \$100 million in improvements including parking infrastructure, state-of-the-art wifi, video boards, sound system upgrades and club-area enhancements since it staged Super Bowl XLIX.

- Bidwill also oversaw the team's appearance in the groundbreaking Amazon Original series All or Nothing: A Season with the Arizona Cardinals. Produced by NFL Films, the eight-episode series was awarded the Sports Emmy for Outstanding Serialized Sports Documentary in May of 2017.

- In January of 2016, the National Football Foundation (NFF) and College Hall of Fame inducted Bidwill and Arizona Governor Doug Ducey into the NFF Leadership Hall of Fame.

- This past January (2018), was one of five owners named to the NFL's Player-Owner Committee focused on social and racial justice initiatives. In December of 2014, Commissioner Roger Goodell tapped Bidwill to chair the league's Conduct Committee which reviews the league's Personal Conduct Policy.

Cardinals Under Michael Bidwill (2007-Present)

Statistic	Totals
Regular Season Record	94-83-1
Postseason Record	5-4
Overall Record	99-87-1
Regular Season Win Pct.	.531
Avg. Wins Per Season (2007-17)	8.5
Regular Season Home Record	58-30-1
Postseason Home Record	4-0
Overall Home Record (RS+post)	62-29-1
Regular Season Home Win Pct.	.657
Seasons with .500 Record or Better	8
Seasons with 9+ Wins	5
Seasons with 10+ Wins	4
Best Regular Season Record	13-3
Postseason Berths	4
Division Titles	3
Conference Championship Games	2
Super Bowl Appearances	1
Primetime Games	25



GRAND MARSHALL MICHAEL BIDWILL

Last week it was announced that Cardinals president **Michael Bidwill** was chosen as the grand marshal of this year's Desert Financial Fiesta Bowl parade.

The parade will be held on Saturday, December 29 at 10 a.m. in Central Phoenix. The Playstation Fiesta Bowl, one of college football's best bowl games, will take place on New Year's Day.

Bidwill will join a notable list of grand marshals, which includes Diamondbacks Hall of Fame pitcher **Randy Johnson**, former Cardinals QB and Hall of Famer **Kurt Warner** and Suns/Diamondbacks owner **Jerry Colangelo**. Last year, Coyotes forward **Shane Doan** served in the prestigious role.



SUPER BOWL COMING BACK TO AZ

Valley Will Host 4th Super Bowl When Game Returns in 2023

The biggest event in American sports is returning to Arizona as University of Phoenix Stadium was selected to host Super Bowl LVII that will cap the 2022 NFL season.

Super Bowl LVII will be the fourth Super Bowl played in Arizona and the third in 15 years at University of Phoenix Stadium. The Valley last hosted Super Bowl XLIX following the 2014 season. With Super Bowl LVII being held at University of Phoenix Stadium, Arizona will join South Florida, New Orleans, Los Angeles and Tampa Bay as the only sites selected to host the Super Bowl at least four times.

Past Super Bowls in Arizona

Super Bowl	Site	Date	Result
XLIX (49)	Univ. of Phoenix Stadium	2/1/15	Patriots 28, Seahawks 24
XLII (42)	Univ. of Phoenix Stadium	2/3/08	Giants 17, Patriots 14
XXX (30)	Sun Devil Stadium	1/28/96	Cowboys 27, Steelers 17

The nation's most popular sporting event and most widely-viewed television program, the Super Bowl provides an immense boost to the local economy. The last time the game was staged in Arizona it produced a record economic impact for the state. A 2015 study by the W.P. Carey School of Business at Arizona State University determined that Super Bowl XLIX, the 2015 Pro Bowl and related events produced a gross economic impact of \$719.4 million for the region. That was the largest economic impact of any special event ever held in Arizona.

In a span of just over 26 months in 2015-17, the stadium hosted a Pro Bowl, Super Bowl, College Football National Championship Game and the NCAA Men's Final Four. It was an unprecedented stretch for a stadium that generated \$1.3 billion for the state during that span.

Future Super Bowl Sites

Super Bowl	Site	Date
LIII (53)	Mercedes-Benz Stadium (Atlanta)	Feb. 3, 2019
LIV (54)	Hard Rock Stadium (Miami)	Feb. 2, 2020
LV (55)	Raymond James Stadium (Tampa Bay)	Feb. 7, 2021
LVI (56)	New Los Angeles Stadium (Los Angeles)	Feb. 6, 2022
LVII (57)	University of Phoenix Stadium (Arizona)	2023
LVIII (58)	Mercedes-Benz Superdome (New Orleans)	2024



A SUCCESSFUL RUN AS GM

Steve Keim was promoted to GM on January 8, 2013 after 14 seasons in the Cardinals organization. In guiding the team to an unprecedented run of success in his five years as GM, Keim earned contract extensions in February of 2015 and February of 2018 that will keep him with the franchise through 2022.

Since his promotion in 2013, the Cardinals have posted a 49-32-1 regular season record, and Keim has developed into one of the league's most highly respected GMs.

Named the 2014 Sporting News NFL Executive of the Year in a vote of NFL coaches and team executives, Keim also earned back-to-back NFL Executive of the Year honors from Pro Football Talk (2013-14).

The teams put together by Keim during his time as GM have been some of the most successful in franchise history. In 2014 the team tied the franchise record for wins in a season (11) before setting a new mark in 2015 when the Cardinals won 13 games and earned its first-ever postseason bye.

KEIM'S WINNING CULTURE

Since being named Arizona's GM on January 8, 2013, only four of his NFL counterparts have won more regular season games than Keim (49).

Regular Season Wins by NFL GMs – Since 2013

Rnk	General Manager	Team	Record (Win Pct)
1.	Bill Belichick*	New England Patriots	64-18-0 (.780)
2.	John Schneider	Seattle Seahawks	54-27-1 (.665)
3.	Kevin Colbert	Pittsburgh Steelers	53-28-1 (.652)
4.	John Elway	Denver Broncos	53-29-0 (.646)
5.	Steve Keim	Arizona Cardinals	49-32-1 (.604)

*Includes the tenures of Scott Pioli (2000-08) and Nick Caserio (2009-present) in the Patriots player personnel department

PUTTING TOGETHER AN ACCOMPLISHED ROSTER

• The rosters Keim put together produced one of the NFL's top-10 defenses four times and one of the top-10 offenses twice. *Arizona had a top-10 defense in three-consecutive seasons (2015-17) for the first time since the 1970 NFL-AFL merger.*

• During Keim's tenure, Arizona has established franchise records for wins in a season (13 in 2015), points in a season (489 in 2015), led the NFL in total offense for the first time in team history (#1 in 2015) and led the NFL in sacks for the second time ever (48.0 in 2016).



WILKS ERA BEGINS IN ARIZONA

In January, the Cardinals hired 23-year coaching veteran **Steve Wilks** as the team's new head coach. Wilks came to Arizona having spent the past six seasons (2012-17) with the Carolina Panthers, including last year as the team's defensive coordinator.

Wilks is one of seven new NFL head coaches in 2018, and one of six who spent last season as a coordinator. Wilks is also one of five first-time NFL head coaches in 2018.



New NFL Head Coaches in 2018

Coach	Team	Age	Previous Team
Steve Wilks*	Arizona	49	Carolina (Def. Coordinator)
Jon Gruden	Oakland	54	Tampa Bay (HC from 2002-08)
Matt Nagy*	Chicago	40	Kansas City (Off. Coordinator)
Matt Patricia*	Detroit	43	New England (Def. Coordinator)
Frank Reich*	Indianapolis	56	Philadelphia (Off. Coordinator)
Pat Shurmur	NY Giants	53	Minnesota (Off. Coordinator)
Mike Vrabel*	Tennessee	42	Houston (Def. Coordinator)

*First-time NFL head coach

Steve Wilks Quick Facts

- Nine stops and 19 years after getting his first head coaching job at Savannah State in 1999, Wilks became a head coach again when he was hired by the Cardinals in 2018.
- In a span of eight years between 1999 and 2006, Wilks had eight jobs with eight different teams.
- Wilks began his coaching career in 1995 as a defensive coordinator (Johnson C. Smith, 1995) and his last job before being hired in Arizona was as a defensive coordinator (Carolina Panthers, 2017).
- The Charlotte, NC native spent the last 12 years as an assistant in the NFL. Wilks also coached in the NFL with the Chicago Bears (2006-08) and San Diego Chargers (2009-11) prior to working in Carolina (2012-17).
- Coached for 11 years at the collegiate level, including one season (1999) as the head coach at Savannah State. He also worked as an assistant at Johnson C. Smith (1995-96), Savannah State (1997-98), Illinois State (2000), Appalachian State (2001), East Tennessee State (2002), Bowling Green (2003), Notre Dame (2004), and Washington (2005).
- Attended West Charlotte (NC) High School and went on to play defensive back at Appalachian State (1987-91), finishing his career with 103 tackles, four INTs and four blocked kicks. He attended training camp with the Seattle Seahawks in 1992 and played DB and WR for the Charlotte Rage of the Arena Football League in 1993.
- Wilks and his wife, Marcia, have two daughters, Marissa and Melanni, and a son, Steven James.

WILKS' SUCCESS IN CAROLINA

During his six seasons with the Carolina Panthers, **Steve Wilks** helped shape one of the NFL's top defenses. Below is a look at a few highlights from his tenure with the Panthers.

Wilks in Carolina (2012-17)

- Promoted to defensive coordinator with Carolina in 2017 after Sean McDermott was named the head coach in Buffalo. Wilks had previously served as the Panthers secondary coach for five seasons (2012-16) and added the title of assistant head coach in 2015.
- The Panthers finished in the top-10 in total defense in five of Wilks' six seasons with the team. With Wilks as defensive coordinator, the Panthers went from 21st overall in 2016 to 7th in 2017.
- In his first year as defensive coordinator in 2017, the Panthers finished 7th in the NFL in total defense (317.1 ypg), 3rd in sacks (50), and 3rd in run defense (88.1 ypg).
- The Panthers were the only team in the NFL to not allow an individual 100-yard rusher in any game in 2017.
- In 2016, Wilks' secondary helped the Panthers tie for the NFC lead with 17 INTs.
- While serving as DBs coach in 2015, Wilks was given the additional title of assistant head coach. That same season the Panthers won the NFC Championship, played in Super Bowl 50 and led the NFL in INTs (24), total takeaways (39) and turnover differential (+20).



IN THEIR OWN WORDS...

Carolina Panthers head coach Ron Rivera:

"I'm fired up for Steve. Steve and I have been fortunate to work together at three different stops, and at all three stops we've had a tremendous amount of success, and Steve's been a big part of the success we've had. I believe he's going to do the same thing in Arizona because of the type of person he is. High character, high moral values, tremendous football person, and a great leader. I think Steve will fit very nicely into their culture. I think he'll help build this team into a perennial winner."



Carolina Panthers linebacker Luke Kuechly:

"Coach Wilks brings an energy to the room. He takes pride in getting to know his players on a personal level and I think that helps him be a great leader and motivator. He's a great coach and we will miss having him around, but I think he is going to do a great job for the Cardinals."



New Orleans safety Kurt Coleman:

"I think nothing but the best of Coach Wilks. Steve brought me in three years ago, and not only has he changed my life as a player, he's changed my life as a man, and he's changed my family's life. I couldn't be more ecstatic for him. This is a great opportunity for him, and he's been waiting for this for a long time. He's been working very hard and diligently for this right opportunity, and there's going to be nothing but success for him."



Washington Redskins cornerback Josh Norman:

"I will say this, he is what you see in me today. I know what he brings to the table. I know what they're getting. He's pretty much me in a nutshell. At the end of the day, I came from pretty much nothing to rise up to where I'm at today and he was the catalyst behind that. Position coach all the way up to the ranks of a D-coordinator for a year, and then making it now to a head coaching job; it's crazy how that trend came for him. The conversations we have are just so enlightening. He's a leader of men and that's what it all boils down to. I wish him all the best."



Baltimore Ravens safety Eric Weddle:

"Coach Wilks was meant to be a head coach. He is a leader of men, loyal and honest. One of the best coaches I've ever had and even a better man."



Former All-Pro cornerback Charles Tillman:

"Coach Wilks is a man of many talents and coaching men and teaching the game of football is one of them. I've been blessed to go to two Super Bowls and it's not a coincidence that Wilks was right there with me. To be a head coach in the NFL you have to have the 'IT' factor and Wilks definitely has it. When Sunday comes around this fall, his team will be ready to hunt."



Former All-Pro cornerback Antonio Cromartie:

"I loved him. No matter what is going on, you are going to get the same guy. You need that in a head coach. He's a great guy to be around. He has a great sense of humor. He makes everything fun."



Chicago Bears Hall of Fame linebacker Brian Urlacher:

"Coach Wilks was a very detailed coach. I remember our defensive backs always knew exactly what they were doing on every play. There was never any doubt what everyone's job was. He was fun to be around at practice and away from the football field as well. He was a guy you could go to with anything football related or personal. I'm very excited for him in his new role as head coach of the Cardinals."



Former college head coach Tyrone Willingham

"From the first time I met Steve, it was very evident that he had the demeanor, understanding and integrity to not only be an outstanding coach but, more importantly to me, an outstanding person. He possesses that wonderful combination of maturity, eagerness, determination and leadership to be a champion in all areas of work and life. I applaud the Cardinals for their selection."



MIKE MCCOY - OFFENSIVE COORDINATOR

The Cardinals offensive coordinator - **Mike McCoy** - came to the team with a wealth of experience as a coach at the NFL level, including four seasons as a head coach of the Chargers. McCoy is in his 19th season in the NFL in 2018, joining the Cardinals after spending the 2017 season as the offensive coordinator in Denver.



- Named Offensive Coordinator on 1/26/18.
- Has spent five seasons as an offensive coordinator in the NFL (2009-12; 2017) and served four years as head coach of the San Diego Chargers (2013-16).
- Has coached nine different offensive players to a total of 12 Pro Bowls.
- During nine seasons as an offensive coordinator/head coach, McCoy's offenses ranked in the top-10 three times and featured a top-10 passing attack six times.
- Chargers QB Philip Rivers finished with his three highest single-season completion percentage marks under McCoy while averaging more than 31 TD passes per year. Rivers earned Comeback Player of the Year honors from the Associated Press in 2013 after completing a career-best and NFL-high 69.5% of his passes for 4,478 yards with 32 TDs and just 11 INTs (105.5 rating).
- In his four years with the Chargers, San Diego's offense ranked ninth in the league in total offense (365.9 ypg) and second in third down percentage (44.6%) and had a top-10 passing attack each season. The Chargers ranked fifth in the league in both net passing yards per game (269.0) and passing TDs (126) in that span. San Diego made the postseason in McCoy's first season (2013) and beat the Bengals in the Wild Card round.
- Was the Broncos offensive coordinator for Peyton Manning's first season in Denver in 2012, helping him earn Comeback Player of the Year honors after passing for a then franchise-record 4,659 yards with 37 TDs.
- Has tutored four quarterbacks who had 10 total 3,000-yard passing seasons, including five 4,000-yard campaigns.
- With McCoy serving as offensive coordinator in 2011, the Broncos finished the year ranked #1 in the NFL with a franchise record 2,632 rushing yards and earned a postseason berth and Wild Card victory with Tim Tebow at quarterback, marking the first of back-to-back playoff appearances (2011-12).

JEFF RODGERS - SPECIAL TEAMS COORDINATOR


After spending the last three seasons in Chicago, **Jeff Rodgers** was named the Cardinals special teams coach in January. Last season Rodgers mentored a Bears special teams unit that tied the Rams for the NFL lead with three special teams touchdowns (2 punt return, 1 fake field goal).



- Hired as special teams coordinator after working in the same capacity the last three seasons (2015-17) with the Chicago Bears.
- Has 17 years of coaching experience, including 14 seasons coaching special teams in the NFL with Chicago (2015-17), Denver (2011-14), Carolina (2009-10), and San Francisco (2003-07).
- The Broncos returned six kicks for touchdowns during Rodgers tenure in Denver (2011-14), tied for the second most in the NFL in that span. In 2012, Trindon Holliday became the first player in NFL history to record multiple return TDs in a playoff game when he scored on a 90-yard punt return and a 104-yard kickoff return.
- Under Rodgers tutelage, Broncos K Matt Prater was named to the Pro Bowl in 2013 after setting franchise records in field goal percentage (96.2%; 25-of-26) and points scored (150). Prater's 64-yard field goal in 2013 is the longest in NFL history. In 2014, K Connor Barth's 93.8 field-goal percentage (15-of-16) was the second-highest in team history.
- Entered the NFL coaching ranks with San Francisco in 2003 as a special teams quality control coach for two seasons before being elevated to assistant special teams coach (2005-07). During his five seasons with the 49ers, LS Brian Jennings (2004) and current Cardinals P Andy Lee (2007) both earned Pro Bowl selections.
- Began his coaching career at the University of Arizona in 2001, spending two seasons as a graduate assistant working with the secondary and linebackers under head coach John Mackovic.

AL HOLCOMB - DEFENSIVE COORDINATOR

Now in his first season in Arizona and first as a defensive coordinator in the NFL, **Al Holcomb** spent the past five years coaching alongside Steve Wilks in Carolina. The 47-year old Holcomb joined the Cardinals staff with 23 years of coaching experience.



- Hired as Cardinals defensive coordinator on 1/26/18 after spending the previous five seasons as the linebackers coach with the Panthers.
- The Panthers finished in the top-10 in total defense in four of Holcomb's five seasons with the team, including finishing second in the NFL in 2013 (301.3 ypg).
- Under his guidance, Panthers LBs Luke Kuechly and Thomas Davis developed into one of the best linebacker duos in the NFL. Kuechly earned NFL Defensive Player of the Year honors in 2013 and was selected to five consecutive Pro Bowls (2013-17) while also being named first-team All-Pro four times (2013-15, '17). Davis made three consecutive Pro Bowls (2015-17) and was named first-team All-Pro in 2015.
- In 2017, Carolina finished seventh in the NFL in total defense (317.1 ypg), third in sacks (50), and third in run defense (88.1 ypg). The Panthers were the only team in the NFL last season not to allow an individual 100-yard rusher in any game and went 20 straight games without allowing a 100-yard rusher, the longest streak in the NFL.
- Joined the Panthers in 2013 after four seasons (2009-12) with the New York Giants where he worked as a defensive assistant (2009-10) and defensive quality control coach (2011-12). The Giants ranked in the top-seven in the league in total defense in two of Holcomb's four years, and he capped his first season in New York with a victory over New England in Super Bowl XLVI.
- A native of Queens, NY, Holcomb graduated from West Virginia in 1993 with a degree in Sport Management and earned a master's degree in Athletic Coaching in 1996.

COACHING STAFF HIGHLIGHTS

- Of the 22 coaches on the Cards staff, 16 are new to the organization. The six returning coaches are **Terry Allen** (Bill Bidwill Fellowship/RBs), **Larry Foote** (Linebackers), **Kevin Garver** (Wide Receivers), **Steve Heiden** (Asst. Offensive Line), **Byron Leftwich** (Quarterbacks), and **Buddy Morris** (Strength & Conditioning).
- The oldest coach on the Cardinals staff is Sr. Assistant/Defensive Line **Don Johnson** (63) and the youngest is Offensive Assistant **Cameron Turner** (31).
- Four coaches are in their first year at the NFL level in 2018: **Chris Achuff** (Asst. Defensive Line), **Charlie Harbison** (Asst. Defensive Backs), **Randall McCray** (Asst. Special Teams) and **Troy Rothenbuhler** (Offensive Quality Control).
- The Cardinals coaching staff entered the 2018 season with a combined 365 years of coaching experience at the college and pro levels: 162 in the NFL; 201 in college; two in other professional leagues.

Combined Coaching Experience

Coach	NFL	College	Pro (non-NFL)
Steve Wilks	12	11	-
Al Holcomb	9	14	-
Mike McCoy	18	-	-
Jeff Rodgers	14	3	-
Chris Achuff	-	19	-
Terry Allen	1	2	-
Ray Brown	11	-	-
Alonso Escalante	4	2	-
Larry Foote	3	-	-
Kevin Garver	5	6	-
Charlie Harbison	-	26	2
Steve Heiden	5	1	-
Don Johnson	11	20	-
Byron Leftwich	1	-	-
Randall McCray	-	26	-
David Merritt, Sr.	17	4	-
Jason Michael	12	3	-
Buddy Morris	7	19	-
Troy Rothenbuhler	-	25	-
Vernon Stephens	7	7	-
Cameron Turner	5	3	-
Kirby Wilson	20	10	-
Totals	162	201	2

- In addition to their experience on the sidelines, the Cardinals staff features seven coaches who played a combined 68 years in the NFL: **Ray Brown** (20), **Larry Foote** (13), **Steve Heiden** (11), **Terry Allen** (10), **Byron Leftwich** (10), **Dave Merritt, Sr.** (3) and **Mike McCoy** (1). Brown (1986-88), Foote (2014) and Merritt (1993-95) played for the Cardinals during their NFL careers.

THE ASSISTANT COACHING STAFF IN 2018

CHRIS ACHUFF - Asst. Defensive Line



Last name pronounced "A-cuff" ... long-time college assistant is in his first season with the Cardinals and first at the NFL level ... joined the Cardinals after spending the past 19 years coaching at the collegiate level, coaching the D-line at Baylor (2008-16), Tennessee-Martin (2006-07), Charleston Southern (2005) and Tennessee-Chattanooga (2004).

TERRY ALLEN - Bill Bidwill Fellowship/RBs



Former Pro Bowl RB is in his second season with the Cardinals ... will assist RBs coach Kirby Wilson this season ... selected by the Vikings in the ninth round of the 1990 NFL Draft, played 10 seasons in the NFL and was selected to the Pro Bowl with the Redskins in 1996 after rushing for a career-high and NFL leading 21 TDs and 1,353 yards on 347 carries.

RAY BROWN - Offensive Line



In his first season as Arizona's O-line coach, making his return to the franchise after playing the same position with the team for three years (1986-88) ... re-joins the Cards organization after a seven-year stint coaching with the Panthers ... eighth-round pick (201st overall) by the Cardinals in the 1986 NFL Draft, Brown played in 262 games in his 20 NFL seasons.

ALONSO ESCALANTE - Def. Quality Control



In his first season in Arizona as a defensive quality control coach ... in his fifth season in the NFL as an assistant after spending the past two years (2016-17) with the Giants and two years (2012-13) with the Bucs ... spent time with the Giants in 2009 as part of the NFL's minority coaching fellowship and worked as a coaching intern with the Raiders in 2011.

LARRY FOOTE - Linebackers



After playing linebacker for 13 seasons (2002-14) in the NFL, including in 2014 with Arizona, now in his fourth season with the team as an assistant coach and first as LBs coach after spending his first three seasons overseeing the ILBs ... played 187 games and recorded 912 tackles, 25 sacks and four INTs while winning two Super Bowls (XL, XLIII) with the Steelers.

KEVIN GARVER - Wide Receivers



Is in his sixth season with the Cardinals and first as WRs coach after working as the team's assistant WRs coach in 2017 ... originally joined the team as an offensive assistant in 2013 ... came to AZ after spending six years at the University of Alabama under head coach Nick Saban, winning three national championships in four years (2009, 2011-12).

CHARLIE HARBISON - Asst. Defensive Backs



Veteran assistant is in his first year as assistant DBs coach with the Cardinals ... has 26 years of coaching experience at the college level, including 20 years in the SEC and ACC with stops at Clemson, Alabama, Auburn, Mississippi State and LSU ... came to AZ after three seasons (2015-17) as co-defensive coordinator and secondary coach at Louisiana-Lafayette.

STEVE HEIDEN - Asst. Offensive Line



Veteran NFL tight end is in his sixth season with the Cardinals and first as assistant O-line coach after working the past five seasons as an assistant special teams/assistant TEs coach following his hiring in 2013 ... after playing in the NFL for 11 seasons (1999-2009), entered the coaching ranks in 2012 as TEs coach at Concordia University in St. Paul, MN.

DON JOHNSON - Sr. Assistant/Defensive Line



In his first season with the Cardinals as the team's senior assistant/D-line ... veteran of 38 seasons as a coach, came to Arizona after previous NFL assignments with the Chargers (2009-15), Raiders (2007-08) and Bears (2005-06) ... coached for 28 seasons on the prep and collegiate levels before entering the NFL coaching ranks with the Bears.

BYRON LEFTWICH - Quarterbacks



Entered the league as a first-round pick (7th overall) of Jacksonville in the 2003 Draft and played 10 seasons in the NFL ... in his second season as the Cardinals QBs coach ... began his coaching career as an intern with Arizona in 2016 ... one of the most prolific passers in college football history, set MAC records for passing yards (11,903) and total offense (12,090).

RANDALL MCCRAY - Asst. Special Teams



A college assistant coach for 26 seasons, was hired by the Cardinals in 2018 and is in his inaugural season in the NFL coaching ranks ... came to Arizona after spending the past two years as Texas State's assistant head coach, defensive coordinator and LBs coach ... began his coaching career as a grad assistant at South Carolina in 1991.

DAVE MERRITT, SR. - Defensive Backs



Played 34 games in three seasons (1993-95) at LB for the Cardinals after entering the league as a seventh-round selection of the Dolphins in 1993 ... joined the Cards coaching staff in 2018 after 14 years coaching with the Giants, including the past 12 seasons as New York's secondary/safeties coach ... part of two Super Bowl winning teams (XLII, XLVI) in NY.

JASON MICHAEL - Tight Ends



After four seasons with the Titans (2014-17) where he served as offensive coordinator and QBs coach, is in his first season with the Cardinals in '18 ... a 12-year coaching veteran, has also coached with San Diego (2011-13), San Francisco (2009-10), the NY Jets (2006-07) and Oakland (2005) ... began coaching career as grad assistant at Tennessee in 2003.

BUDDY MORRIS - Strength & Conditioning



Now in his fifth season as the Cards strength and conditioning coach ... previously with the Browns (2002-04), returned to the NFL in 2014 with the Cardinals following stints at the Univ. of Buffalo and the Univ. of Pittsburgh ... in 2009, Muscle & Fitness Magazine named his private gym (New York Sports Center) one of the 10 toughest in America.

TROY ROTHENBUHLER - Off. Quality Control



Following 25 years coaching at the collegiate level, is in his first season in the NFL - and with the Cardinals - in 2018 ... came to Arizona after spending the last seven seasons (2011-17) as the offensive coordinator and QBs coach at the Univ. of Findlay ... began his coaching career as a grad assistant at Ohio State in 1995 under John Cooper.

VERNON STEPHENS - Asst. Strength & Conditioning



Came to the Cardinals in 2018 with seven years of experience as an NFL strength and conditioning coach with the Chargers (2007-12) and Raiders (2014) ... spent the past two years (2016-17) as the head strength and conditioning coach for Dublin (CA) High School ... served as the head strength and conditioning coach for four years (1999-03) at North Florida.

CAMERON TURNER - Offensive Assistant



A former WR and QB at The Citadel, joined the Cardinals coaching staff in 2018 after three seasons in Carolina (2015-17) ... with the Panthers, spent his first two seasons assisting WRs before serving as the assistant QBs coach in 2017 ... prior to Carolina, spent two seasons (2013-14) as the QBs and WRs coach at Florida International.

KIRBY WILSON - Running Backs



Returned to the Cardinals in 2018 to coach RBs in his second tenure with the team after previously working in the same capacity for three years (2004-06) ... has 24 years of experience coaching RBs, including 20 years in the NFL ... spent the last two seasons (2016-17) as the run game coordinator/RBs coach with the Cleveland Browns.

SEASON #15 FOR FITZ

Selected by the Cardinals #3 overall in the 2004 NFL Draft, WR **Larry Fitzgerald** is in his 15th season with Arizona in 2018. Only three active NFL players (Tom Brady, Antonio Gates and Terrell Suggs) have spent more time with one team than Fitzgerald.

Seasons with One NFL Team (Active)

Rnk	Player (Team)	Season
1	QB Tom Brady (New England)	19 th
2t	TE Antonio Gates (L.A. Chargers)	16 th
2t	LB Terrell Suggs (Baltimore)	16 th
4t	WR Larry Fitzgerald (Arizona)	15 th
4t	QB Eli Manning (NY Giants)	15 th
4t	QB Philip Rivers (LA Chargers)	15 th
4t	QB Ben Roethlisberger (Pittsburgh)	15 th
4t	LS Don Muhlbach (Detroit)	15 th



In franchise history, only QB Jim Hart (18) and K Jim Bakken (17) played more seasons with the Cardinals than Fitzgerald (15).

Franchise Record - Most Seasons Played

Rnk	Player (Years)	Seasons
1	QB Jim Hart (1966-83)	18
2	K Jim Bakken (1962-78)	17
3t	WR Larry Fitzgerald (2004-)	15
3t	TE Jackie Smith (1963-77)	15
5t	CB Roger Wehrli (1969-82)	14
5t	LB Larry Stallings (1963-76)	14
5t	T Ernie McMillan (1961-74)	14

Fitzgerald is one of just two players in franchise history to appear in at least 200 games with the Cardinals - and the only non-kicker to do so. In last week's matchup in Los Angeles, Fitzgerald appeared in his 220th career game. If he plays in all 16 games in '18, Fitzgerald will tie K Jim Bakken's franchise record for career games played (234).

Franchise Record - Career Games Played

Rnk	Player (Years)	Games
1	K Jim Bakken (1962-78)	234
2	WR Larry Fitzgerald (2004-)	220
3	QB Jim Hart (1966-83)	199
4	TE Jackie Smith (1963-77)	198
5	CB Roger Wehrli (1969-82)	193

NO SIGNS OF SLOWING DOWN

Between 2015 and 2017 - playing from the ages of 32 to 34 - **Fitzgerald** recorded 325 receptions. That was the second-highest total in the NFL during that span behind only Pittsburgh's Antonio Brown.

NFL Leaders - Receptions (2015-17)

Rnk	Player (Team)	Rec
1	Antonio Brown (Pit)	343
2	Larry Fitzgerald (AZ)	325
3	Jarvis Landry (Mia)	316
4	Julio Jones (Atl)	307
5	DeAndre Hopkins (Hou)	285

In his 14th NFL season - playing at the age of 34 - Fitzgerald tied the franchise record with 109 receptions in 2017, tying the mark he set two seasons ago (109 in 2015). He now owns the top four single-season reception totals in franchise history - three of them coming the last three years.

In 2017, Fitzgerald became the oldest player in NFL history to record 100+ receptions in a season.

Franchise Record - Receptions (Season)

Rnk	Player (Year)	Rec
1t	Larry Fitzgerald (2017)	109
1t	Larry Fitzgerald (2015)	109
3	Larry Fitzgerald (2016)	107
4	Larry Fitzgerald (2005)	103
5	Anquan Boldin (2005)	102

Fitzgerald's 109 receptions led the NFC and ranked second in the NFL in 2017.

NFL Leaders - Receptions (2017)

Rnk	Player (Team)	Rec
1	Jarvis Landry (Mia)	112
2	Larry Fitzgerald (AZ)	109
3	Michael Thomas (NO)	104
4	Keenan Allen (LAC)	102
5	Antonio Brown (Pit)	101

The 2017 season marked Fitzgerald's fifth with 100+ receptions - and third in a row. Fitzgerald is one of just five players in NFL history with at least five seasons of 100+ catches. In NFL history, only Brandon Marshall (6) has more seasons with 100+ catches than Fitzgerald.



AN ALL-TIME GREAT

Fitzgerald has accumulated 1,244 receptions for 15,649 yards and 110 TDs in his NFL career. Currently ranked third in league history in both career receptions and receiving yards, he has a good chance to move even higher as the 2018 season progresses.



Fitzgerald needs:

38 receptions to pass Jerry Rice (1,281 with SF) for most receptions in NFL history with a single team.

82 receptions to pass Tony Gonzalez (1,325) for second place on the NFL's all-time receptions list.

286 receiving yards to pass Terrell Owens (15,934) for second place on the NFL's all-time receiving yardage list.

FITZGERALD ON THE ALL-TIME LISTS

After posting 1,156 receiving yards in 2017, Fitzgerald moved up six spots (9th to 3rd) on the all-time list.

NFL All-Time Receiving Yardage Leaders				Yds
Rnk	Yards	Player	Years	To Pass
1	22,895	Jerry Rice+	1985-2004	7,247
2	15,934	Terrell Owens+	1996-2010	286
3	15,649	Larry Fitzgerald*	2004-	-
4	15,292	Randy Moss+	1998-2012	-
5	15,208	Isaac Bruce	1994-2009	-

+Hall of Fame Inductee *Active

He currently ranks third in NFL history with 1,244 receptions.

NFL All-Time Receptions Leaders				Rec
Rnk	Rec	Player	Years	To Pass
1	1,549	Jerry Rice+	1985-2004	306
2	1,325	Tony Gonzalez	1997-2013	82
3	1,244	Larry Fitzgerald*	2004-	-
4	1,152	Jason Witten	2003-17	-
5	1,102	Marvin Harrison+	1996-2008	-
+Hall of Fame Inductee *Active				

+Hall of Fame Inductee *Active

2ND ALL-TIME IN RECEPTIONS AND RECEIVING YARDS WITH ONE TEAM

In NFL history, only Jerry Rice (1,281 receptions for 19,247 yards with San Francisco) has more receptions and receiving yards with a single team than Fitzgerald (1,244 receptions for 15,649 yards) has with Arizona.

NFL History - Receptions with One Team

Rnk	Player	Rec	Team
1	Jerry Rice	1,281	San Francisco
2	Larry Fitzgerald	1,244	Arizona
3	Jason Witten	1,150	Dallas
4	Marvin Harrison	1,102	Indianapolis
5t	Reggie Wayne	1,070	Indianapolis
5t	Tim Brown	1,070	L.A./Oakland

NFL History - Receiving Yards with One Team

Rnk	Player	Yards	Team
1	Jerry Rice	19,247	San Francisco
2	Larry Fitzgerald	15,649	Arizona
3	Tim Brown	14,734	L.A./Oakland
4	Marvin Harrison	14,580	Indianapolis
5	Reggie Wayne	14,345	Indianapolis

213 STRAIGHT WITH A CATCH

After catching three passes against the Rams last week in Los Angeles, **Fitzgerald** has at least one catch in 213 consecutive games. That represents the second-longest streak in league history.

NFL Record - Consecutive Games with a Reception

Rnk	Player (Years)	Games	Duration
1	Jerry Rice (1985-2004)	274	18 years, 8 months, 15 days
2	Larry Fitzgerald (2004-)	213	13 years, 10 months, 9 days
3	Tony Gonzalez (2000-2013)	211	13 years, 26 days
4	Marvin Harrison (1996-2008)	190	12 years, 3 months, 28 days
5	Hines Ward (1998-2010)	186	12 years

A Look at Fitzgerald's Reception Streak

-Fitzgerald has at least one catch in 219 of 220 career games played. His streak began in Week 9 of his rookie season in 2004 at Miami. That is seven weeks after Rice's 274-game streak - the longest in NFL history - ended when he was held without a reception vs. Buffalo in Week 2.

-Fitzgerald's streak of 213 straight games with a reception is the second-longest in NFL history for a player with a single team (Jerry Rice-225, San Francisco).

-In Fitzgerald's current streak, he has had multiple receptions in 206 of 213 contests.

-Fitzgerald has at least one reception in all 40 different stadiums he has played in during his NFL career. In Week 7 last year the Cardinals played at Twickenham Stadium in London, which became the 40th different venue in which Fitzgerald has at least one catch.

THRILLING THE HOME FANS

In his eight games at State Farm Stadium in 2017, Fitzgerald recorded 64 receptions for 705 yards and five TDs. No player in the NFL had more receptions at home than Fitzgerald.

Fitzgerald has been thrilling fans at State Farm Stadium since the venue opened in 2006. In his 12-plus seasons at the stadium, he has 568 total receptions. In NFL history, only Jerry Rice (646 at Candlestick Park) had more receptions in any stadium than Fitzgerald has at State Farm Stadium.

NFL History – Receptions By Stadium

Rnk	Player (Team)	Rec	Gms	Stadium	To Pass
1	Jerry Rice (SF)	646	119	Candlestick Park	79
2	Larry Fitzgerald (AZ)	568	95	State Farm Stadium	-
3	Andre Johnson (Hou)	560	88	NRG Stadium	-
4	Cris Carter (Min)	531	96	Mall of America	-
5	Marvin Harrison (Ind)	515	87	RCA Dome	-

Fitzgerald has 7,128 career receiving yards at State Farm Stadium. That total ranks fourth in NFL history for a single stadium.

NFL History – Receiving Yards By Stadium

Rnk	Player (Team)	Yds	Gms	Stadium	To Pass
1	Jerry Rice (SF)	9,403	119	Candlestick Park	2,276
2	Andre Johnson (Hou)	7,776	88	NRG Stadium	649
3	Marvin Harrison (Ind)	7,189	87	RCA Dome	62
4	Larry Fitzgerald (AZ)	7,128	95	State Farm Stadium	-
5	Steve Largent (Sea)	6,822	101	Kingdome	-

TYING A CAREER-HIGH ON MONDAY NIGHT

In Week 3 of the '17 season vs. Dallas on Monday Night Football, Fitzgerald tied his career-high with 13 receptions. It marked the third time in his career - and first time since the 2009 season (10/18/09 @ Seattle) - that he recorded 13 receptions in a game.

With his performance vs. the Cowboys on Monday Night Football, Fitzgerald became just the third player in NFL history - 34 years old or older - to post 13+ receptions and 140+ receiving yards in a game.

Players with 13+ Receptions/140+ Receiving Yards (Age 34 or older)

Player	Rec	Yds	Opponent	Age
Larry Fitzgerald	13	149	9/25/17 vs. Dallas	34 years, 25 days
Steve Smith	13	186	9/27/15 vs. Cincinnati	36 years, 138 days
Tim Brown	13	144	10/27/02 @ Kansas City	36 years, 97 days

AN OVERTIME GAME-WINNER VS. THE 49ERS

The Cardinals victory over the 49ers in Week 4 was won on Fitzgerald's 19-yard TD reception in OT. It was his first career overtime TD in the regular season. Combined with his OT game-winning TD against the Packers in the 2015 Divisional matchup, he became the first player in NFL history with an OT TD reception in both the regular season and the postseason.



FOUR TIMES TO 100 IN 2017


Fitzgerald had 119 receiving yards in the Cardinals victory over the Giants in Week 16 last season, marking his fourth 100-yard outing in '17 and the 46th 100-yard game of his career. No active player has more 100-yard receiving performances than Fitzgerald.

NFL Leaders – Games with 100+ Receiving Yards (Active)

Rnk	Player (Team)	100+
1t	Larry Fitzgerald (AZ)	46
1t	Brandon Marshall (Sea)	46
3	Julio Jones (Atl)	39
4	Antonio Brown (Pit)	37
5	DeSean Jackson (TB)	35

Fitzgerald's four 100-yard performances in '17 equal the number he had in the previous two seasons combined (4 total in 2015-16).

Fitzgerald had 104 yards in the first half against the Giants, marking seventh time in his career - and second time in 2017 (128 vs. TB in Week 6) - he posted 100+ receiving yards in the first half of a game.



FASTEST TO 1,200

Fitzgerald reached 1,200 career receptions in Week 13 of the 2017 season vs. the Rams. In doing so, he joined Jerry Rice (1,549) and Tony Gonzalez (1,325) as the only players in NFL history with 1,200 career receptions.

Fitzgerald (214 games) became the fastest in NFL history to reach 1,200 career receptions. Rice reached it in 221 games and Gonzalez reached it in 247 games.

GIVING THE DIVISION FITZ

WR Larry Fitzgerald caught three passes against the Rams last week in Los Angeles. In 29 career games against the Rams, Fitzgerald has 179 career receptions. That is more than any player in NFL history against a single opponent. Jerry Rice (175 vs. the Falcons) held the previous record.

Fitzgerald's reception totals against the Rams (179), 49ers (163) and Seahawks (163) are three of the five best totals in NFL history against a single opponent.

NFL History – Receptions vs. Single Opponent

Rnk	Player	Rec	Opponent	Gms
1	Larry Fitzgerald	179	Rams	29
2	Jerry Rice	175	Falcons	30
3	Jerry Rice	166	Rams	32
4t	Larry Fitzgerald	163	49ers	28
4t	Larry Fitzgerald	163	Seattle	27

Fitzgerald's 15-yard TD catch in Week 13 last year was his 18th career TD reception against the Rams. Only two players in NFL history (Jerry Rice and Bob Hayes) have more career receiving TDs vs. a single opponent than Fitzgerald has against the Rams (18).

NFL History – TD Receptions vs. Single Opponent

Rnk	Player	TDs	Opponent	Gms
1	Jerry Rice	25	Falcons	30
2	Jerry Rice	20	Rams	32
3	Bob Hayes	19	Giants	16
4t	Larry Fitzgerald	18	Rams	28
4t	Don Hutson	18	Rams	18
6t	Larry Fitzgerald	17	49ers	28
6t	Antonio Gates	17	Chiefs	26
6t	Art Powell	17	Broncos	14
6t	Wesley Walker	17	Dolphins	18

With 2,169 career receiving yards vs. the 49ers, 2,045 receiving yards against the Rams and 1,958 receiving yards against the Seahawks, Fitzgerald has three of the top eight receiving yardage totals in NFL history for a player vs. a single opponent.

NFL History – Receiving Yards vs. Single Opponent

Rnk	Player	Yds	Opponent	Gms
1	Jerry Rice	2,731	Atlanta	30
2	Jerry Rice	2,551	St. Louis	32
3	Larry Fitzgerald	2,169	San Francisco	28
4	Larry Fitzgerald	2,045	St. Louis/LA	29
5	Reggie Wayne	2,028	Jacksonville	25
6	Jerry Rice	2,025	New Orleans	29
7	Tim Brown	2,021	Kansas City	27
8	Larry Fitzgerald	1,958	Seattle	27
9	Isaac Bruce	1,925	San Francisco	26
10	Tim Brown	1,826	Denver	29

Fitzgerald has more receiving yards against the Rams, 49ers and Seahawks than any active player has against any opponent.

NFL Leaders – Career Receiving Yards vs. Single Opponent (Active)

Rnk	Player (Team)	Yds	Opponent
1	Larry Fitzgerald (Arizona)	2,169	San Francisco
2	Larry Fitzgerald (Arizona)	2,045	L.A. Rams
3	Larry Fitzgerald (Arizona)	1,958	Seattle
4	Antonio Gates (L.A. Chargers)	1,447	Kansas City
5	Julio Jones (Atlanta)	1,413	Tampa Bay

RECEPTIONS KEEP COMING IN BUNCHES

Fitzgerald recorded at least 10 receptions in a game four times in 2017. It marked the first time in his career he had 10+ receptions in at least four games in a single season - and he became the first player in franchise history to accomplish the feat.

Fitzgerald (4) joined Pittsburgh's Antonio Brown (6) as the only players in the NFL last season with 10+ receptions in at least four games.

Only four players in NFL history have more games with 10-or-more receptions than Fitzgerald (17).

NFL History - Games with 10+ Receptions

Rnk	Player (Years)	Games
1	Andre Johnson (2003-16)	22
2t	Antonio Brown (2010-)	19
2t	Brandon Marshall (2006-)	19
4	Wes Welker (2004-15)	18
5t	Larry Fitzgerald (2004-)	17
5t	Jerry Rice (1985-04)	17

Prior to 2017, Fitzgerald had 10+ catches in a game five times in his previous three seasons combined.

In Week 3 vs. Dallas, Fitzgerald tied his career-high with 13 receptions. It marked the first time in eight seasons (13 vs. Seattle on 10/18/09) that Fitzgerald had 13 catches in a game.



FITZGERALD AT 110 TOUCHDOWNS IN HIS CAREER

Fitzgerald reached 100 career TD catches in the 2016 season opener. Since then, he has been building on that total and continuing his climb up the NFL's all-time list for career TD catches. *Fitzgerald's 13-yard TD catch against the NY Giants in Week 16 - his sixth TD of 2017 - was the 110th of his career.*

NFL Career Leaders—Touchdown Receptions

Rnk	TDs	Player (Years)
1	197	WR Jerry Rice (1985-04)+
2	156	WR Randy Moss (1998-12)+
3	153	WR Terrell Owens (1996-10)+
4	130	WR Cris Carter (1987-02)+
5	128	WR Marvin Harrison (1996-08)
6	114	TE Antonio Gates (2003-)#
7	111	TE Tony Gonzalez (1997-14)
8	110	WR Larry Fitzgerald (2004-)#
9t	100	WR Steve Largent (1976-89)+
9t	100	WR Tim Brown (1988-04)+

+Hall of Fame Inductee #Active Players



Fitzgerald is one of just six players in NFL history to score 100+ receiving TDs with a single team. He joins Chargers TE Antonio Gates (114) as the only active players to have done so. The other four are in the Pro Football Hall of Fame.

NFL Players to Score 100+ TD with One Team

Player	Team	TDs
Jerry Rice+	San Francisco	176
Marvin Harrison+	Indianapolis	128
Antonio Gates#	L.A. Chargers	114
Larry Fitzgerald#	Arizona	110
Cris Carter+	Minnesota	110
Steve Largent+	Seattle	100

+Hall of Fame Inductee #Active Players

Including postseason, Fitzgerald's 120 career TD receptions represent the sixth-best total in NFL history behind Jerry Rice (219), Randy Moss (166), Terrell Owens (158), Cris Carter (138) and Marvin Harrison (130).

FITZGERALD TOUCHDOWN SPLITS

TD Rec. By Opponent

TDs	Opponent
18	Los Angeles/St. Louis
17	San Francisco
11	Seattle
8	Philadelphia
5	Chicago
5	Detroit
5	Tampa Bay
4	Houston
3	Green Bay
3	Indianapolis
3	Jacksonville
3	New England
3	Buffalo
3	Washington
2	Carolina
2	Cincinnati
2	Dallas
2	Kansas City
2	Miami
2	NY Giants
1	Atlanta
1	Cleveland
1	Minnesota
1	New Orleans
1	Oakland
1	San Diego
1	Tennessee

TD Rec. By QB

TDs	Quarterback
39	Kurt Warner
28	Carson Palmer
12	Josh McCown
7	John Skelton
5	Kevin Kolb
5	Matt Leinart
4	Derek Anderson
3	Drew Stanton
2	Blaine Gabbert
1	Max Hall
1	Richard Bartel
1	John Navarre
1	Shaun King
1	Brian St. Pierre

TDs By Quarters

TDs	Quarter
40	2 nd
32	4 th
24	3 rd
13	1 st
1	OT

TD By Days

TDs	Day
102	Sunday
4	Thursday
2	Saturday
2	Monday

Receptions By QB

Rec	Quarterback
363	Carson Palmer
345	Kurt Warner
84	Josh McCown
82	John Skelton
70	Matt Leinart
70	Kevin Kolb
68	Drew Stanton
49	Derek Anderson
32	Blaine Gabbert
21	Ryan Lindley
13	Max Hall
10	Sam Bradford
10	Shaun King
8	John Navarre
7	Rich Bartel
6	Brian Hoyer
5	Tim Rattay
1	Brian St. Pierre

TD By Distance

TDs	Distance
31	4-9 yards
25	10-19 yards
22	20-29 yards
18	3 or fewer yards
9	30-59 yards
5	60+ yards

Teams w/No TDs Against

Team	Games
Baltimore	3
Denver	3
NY Jets	3
Pittsburgh	3

TD By Season

TDs	Season
13	2009
12	2008
10	2005
10	2007
10	2013
9	2015
8	2004
8	2011
6	2017
6	2010
6	2006
6	2016
4	2012
2	2014

NOTES ON THE 110

—Fitzgerald has 40 TD receptions in the 2nd quarter and 32 in the 4th quarter. He has more TDs - of any kind - in both the 2nd and 4th quarters than any other active player in the NFL. His 24 TDs in the 3rd quarter are also the most in the NFL among active players.

—Fitzgerald also has 33 career go-ahead TD receptions. No active player has more.

A chronological look at every one of Fitzgerald's 110 TD receptions.

#	Date	Opp	Yds	Quarterback
1	10/10/2004	@ SF	24	Josh McCown
2	10/24/2004	SEA	25	Josh McCown
3	11/7/2004	@ MIA	2	Josh McCown
4	11/21/2004	@ CAR	21	Shaun King
5	12/19/2004	STL	8	Josh McCown
6	12/19/2004	STL	4	Josh McCown
7	12/26/2004	@ SEA	29	Josh McCown
8	12/26/2004	@ SEA	29	Josh McCown
9	9/11/2005	@ NYG	1	Kurt Warner
10	10/7/2005	SF	17	Josh McCown
11	10/9/2005	CAR	26	Josh McCown
12	10/23/2005	TEN	34	Josh McCown
13	11/13/2005	DET	8	Kurt Warner
14	11/20/2005	@ STL	7	Kurt Warner
15	11/27/2005	JAX	5	Kurt Warner
16	12/18/2005	@ PHI	12	John Navarre
17	12/24/2005	PHI	25	Josh McCown
18	1/1/2006	@ IND	25	Josh McCown
19	9/24/2006	STL	12	Kurt Warner
20	10/8/2006	KAN	5	Matt Leinart
21	12/3/2006	@ STL	11	Matt Leinart
22	12/10/2006	SEA	5	Matt Leinart
23	12/24/2006	SF	6	Matt Leinart
24	12/31/2006	@ SD	9	Kurt Warner
25	10/7/2007	@ STL	7	Kurt Warner
26	11/11/2007	DET	1	Kurt Warner
27	11/11/2007	DET	20	Kurt Warner
28	11/18/2007	@ CIN	5	Kurt Warner
29	11/25/2007	SF	28	Kurt Warner
30	11/25/2007	SF	48	Kurt Warner
31	12/9/2007	@ SEA	11	Kurt Warner
32	12/16/2007	NO	18	Kurt Warner
33	12/30/2007	STL	21	Kurt Warner
34	12/30/2007	STL	6	Kurt Warner
35	9/7/2008	@ SF	1	Kurt Warner
36	9/21/2008	@ WAS	62	Kurt Warner
37	10/5/2008	BUF	2	Kurt Warner
38	10/5/2008	BUF	2	Kurt Warner
39	10/12/2008	DAL	2	Kurt Warner
40	11/10/2008	SF	5	Kurt Warner
41	11/27/2008	@ PHI	1	Kurt Warner
42	11/27/2008	@ PHI	7	Kurt Warner
43	12/7/2008	@ STL	12	Kurt Warner
44	12/21/2008	@ NE	78	Matt Leinart
45	12/28/2008	SEA	5	Kurt Warner
46	12/28/2008	SEA	38	Kurt Warner
47	9/13/2009	SFO	5	Kurt Warner
48	9/20/2009	@ JAX	22	Kurt Warner
49	10/11/2009	HOU	9	Kurt Warner
50	10/11/2009	HOU	26	Kurt Warner
51	10/18/2009	@ SEA	2	Kurt Warner
52	11/8/2009	@ CHI	11	Kurt Warner
53	11/8/2009	@ CHI	17	Kurt Warner
54	11/15/2009	SEA	18	Kurt Warner
55	11/22/2009	@ STL	11	Kurt Warner
56	12/6/2009	@ MIN	34	Kurt Warner
57	12/20/2009	@ DET	1	Kurt Warner
58	12/27/2009	STL	10	Kurt Warner
59	1/3/2010	GNB	3	Brian St. Pierre
60	9/12/2010	@ STL	21	Derek Anderson
61	9/26/2010	OAK	3	Derek Anderson
62	10/31/2010	TB	3	Max Hall
63	10/31/2010	TB	3	Derek Anderson
64	11/21/2010	@ KC	3	Derek Anderson
65	1/27/2011	@ SF	10	John Skelton
66	9/18/2011	@ WAS	73	Kevin Kolb
67	9/25/2011	@ SEA	12	Kevin Kolb
68	11/6/2011	STL	13	John Skelton
69	11/13/2011	@ PHI	10	John Skelton
70	11/13/2011	@ PHI	7	John Skelton
71	11/20/2011	@ SF	23	Richard Bartel
72	12/11/2011	SF	46	John Skelton
73	12/24/2011	@ CIN	30	John Skelton
74	9/23/2012	@ PHI	37	Kevin Kolb
75	9/30/2012	MIA	3	Kevin Kolb
76	10/14/2012	BUF	9	Kevin Kolb
77	11/4/2012	@ GB	31	John Skelton
78	9/8/2013	@ STL	4	Carson Palmer
79	9/8/2013	@ STL	24	Carson Palmer
80	9/29/2013	TB	13	Carson Palmer
81	10/13/2013	@ SF	75	Carson Palmer
82	10/27/2013	ATL	10	Carson Palmer
83	11/17/2013	@ JAX	14	Carson Palmer
84	11/24/2013	IND	4	Carson Palmer
85	11/24/2013	IND	26	Carson Palmer
86	12/1/2013	@ PHI	43	Carson Palmer
87	12/8/2013	STL	7	Carson Palmer
88	10/12/2014	WAS	24	Carson Palmer
89	10/26/2014	PHI	80	Carson Palmer
90	9/20/2015	@ CHI	8	Carson Palmer
91	9/20/2015	@ CHI	28	Carson Palmer
92	9/20/2015	@ CHI	9	Carson Palmer
93	9/27/2015	SF	4	Carson Palmer
94	9/27/2015	SF	8	Carson Palmer
95	10/11/2015	@ DET	2	Carson Palmer
96	11/1/2015	@ CLE	6	Carson Palmer
97	12/27/2015	GB	3	Carson Palmer
98	1/3/2016	SEA	17	Carson Palmer
99	9/11/2016	NE	3	Carson Palmer
100	9/11/2016	NE	1	Carson Palmer
101	9/18/2016	TB	4	Carson Palmer
102	10/6/2016	@ SF	21	Drew Stanton
103	10/6/2016	@ SF	29	Drew Stanton
104	1/1/2017	@ LA	5	Carson Palmer
105	9/25/2017	DAL	15	Carson Palmer
106	10/1/2017	SF	19	Carson Palmer
107	10/15/17	TB	11	Carson Palmer
108	11/19/17	@ Hou	20	Blaine Gabbert
109	12/3/17	LAR	15	Blaine Gabbert
110	12/24/17	NYG	13	Drew Stanton

#11 HAS HALL OF FAME CREDENTIALS

Below is a look at the career of **Larry Fitzgerald** through his first 220 career games compared to the 27 modern era WRs currently in the HOF and where they stood at that point in their career.

At this point in his career, Fitzgerald has more receptions (1,244) than all of the receivers enshrined in Canton had through 220 games. Fitzgerald also has more receiving yards (15,649) than all HOF receivers through 220 games played except Jerry Rice (18,182) and Terrell Owens (15,934).

Fitzgerald Vs. Modern Era WRs in the Hall of Fame (220 Games)

Player, HOF Year	Years	G	Rec	Yds	Avg.	Y/G	TD	100-Yd G
Larry Fitzgerald	2004-	220	1,244	15,649	12.6	71.2	110	46
Jerry Rice, '10	1985-04	219	1,193	18,199	15.3	83.1	168	65
Marvin Harrison, '16	1996-08	190	1,102	14,580	13.2	76.7	128	59
Terrell Owens, '18	1996-2010	219	1,078	15,934	14.8	72.8	153	51
Cris Carter, '13	1987-02	219	1,050	13,391	12.8	61.1	127	41
Tim Brown, '15	1988-04	219	996	13,914	14.0	63.5	97	42
Randy Moss, '18	1998-2012	218	982	15,292	15.6	70.1	156	64
Andre Reed, '14	1985-00	219	936	13,072	14.0	59.7	86	36
Art Monk, '08	1980-95	219	932	12,582	13.5	57.5	68	33
Steve Largent, '95	1976-89	200	819	13,089	16.0	65.4	100	40
Michael Irvin, '07	1988-99	159	750	11,904	15.9	74.9	65	47
James Lofton, '03	1978-93	219	736	13,607	18.5	62.1	75	43
Charlie Joiner, '96	1969-86	219	709	11,593	16.4	52.9	62	28
Charley Taylor, '84	1964-77	165	649	9,110	14.0	55.2	79	21
Don Maynard, '87	1958, 60-73	186	633	11,834	18.7	63.6	88	50
Raymond Berry, '73	1955-67	154	631	9,275	14.7	60.2	68	23
Fred Biletnikoff, '88	1965-78	190	589	8,974	15.2	47.2	76	21
Lance Alworth, '78	1962-72	136	542	10,266	18.9	75.5	85	41
John Stallworth, '02	1974-87	165	537	8,723	16.2	52.9	63	25
Bobby Mitchell, '83	1958-68	148	521	7,954	15.3	53.7	65	25
Tommy McDonald, '98	1957-68	152	495	8,410	17.0	55.3	84	24
Paul Warfield, '83	1964-77	157	427	8,565	20.1	54.6	85	22
Tom Fears, '70	1948-56	87	400	5,397	13.5	62.0	38	15
Elroy "Crazy Legs" Hirsch, '68	1946-57	127	387	7,029	18.2	55.3	60	-
Dante Lavelli, '75	1946-56	123	386	6,488	16.8	52.7	62	-
Pete Pihos, '70	1947-55	107	373	5,619	15.1	52.5	61	14



In fact, Fitzgerald's career numbers already surpass all but one receiver currently in the HOF (Rice). He has more career receptions than 26 of the 27 receivers in the HOF: Swann (336), Hayes (371), Pihos (373), Lavelli (386), Hirsch (387), Fears (400), Warfield (427), McDonald (495), Mitchell (521), Stallworth (537), Alworth (542), Biletnikoff (589), Berry (631), Maynard (633), Taylor (649), Irvin (750), Joiner (750), Lofton (764), Largent (819), Monk (940), Reed (951), Moss (982), Owens (1,078), Brown (1,094), Carter (1,101) and Harrison (1,102).

He has more career receiving yards than 25 of the 27 receivers in the HOF: Fears (5,397), Swann (5,462), Pihos (5,619), Lavelli (6,488), Hirsch (7,029), Hayes (7,414), Mitchell (7,954), McDonald (8,410), Warfield (8,565), Stallworth (8,723), Biletnikoff (8,974), Taylor (9,110), Berry (9,275), Alworth (10,266), Maynard (11,834), Irvin (11,904), Joiner (12,146), Monk (12,721), Largent (13,089), Reed (13,198), Carter (13,899), Lofton (14,004), Brown (14,934), Harrison (14,580) and Moss (15,292).

A Career Full of Accomplishments:


- Franchise career leader in receptions (1,244), receiving yards (15,649), receiving TDs (110), total TDs (110) and 100-yard receiving games (46). His nine 1,000-yard seasons are also a franchise record.
- Led the NFL with 107 receptions in 2016, marking the second time in his career (103 in 2005; tied with Steve Smith) he had done so. He became the first player in NFL history to lead the NFL in receptions at least 11 years apart. Prior to Fitzgerald, the longest span between leading the league in receptions was six by Jerry Rice (1990, 1996).
- Fitzgerald (11) joins Hall of Famer Jerry Rice (13) as the only wide receivers in NFL history to be named to the Pro Bowl at least 11 times.
- Fitzgerald had more receptions in his first 200 career games (1,116) than any player in NFL history.
- One of just five players in NFL history to record at least 1,400 receiving yards in a season four times in their career: Jerry Rice (6), Randy Moss (4), Marvin Harrison (4) and Andre Johnson (4).
- At 28 years, 74 days old, he became the third-youngest player in NFL history to reach 70 career receiving TDs behind only Randy Moss (26 years, 269 days old) and Hall of Famer Jerry Rice (28 years, one day old).
- At 32 years, 97 days old, he became the youngest player in NFL history to reach 1,000 career receptions.
- At 31 years, 102 days old, he became the youngest player in NFL history to reach 900 career receptions.
- At 30 years, 57 days old, he became the youngest player in NFL history to reach 800 career receptions.
- At 30 years, 85 days old, he became the youngest player in NFL history to reach 11,000 receiving yards.
- In 2010, he became the first player in NFL history to record 90+ receptions five times in their first seven seasons.
- During the 2008 postseason, he broke virtually every major playoff receiving record, establishing new single-season marks for receptions (30), receiving yards (546) and TDs (7). His four 100-yard receiving games in the postseason established a new NFL record for consecutive games with 100 yards receiving.
- His 10 TD receptions in nine career postseason games are an NFL record for a player in their first nine career playoff contests.
- With a then franchise-record 103 receptions during the 2005 season, he became the youngest player in NFL history to record a 100-catch campaign when he reached the mark at 22 years, 123 days old.
- Led the NFL in receiving TDs in both the 2008 (12) and 2009 (13) seasons. In addition to his 10 receiving TDs in 2007, he became the first player in franchise history to record at least 10 TDs in three consecutive seasons.
- At 29 years, 44 days old, joined Randy Moss (28 years, 314 days) as the only players in NFL history to reach 10,000 career receiving yards before the age of 30.
- One of just five players in NFL history to record 15,000+ receiving yards and 100+ TD receptions in their career.

BRADFORD UNDER CENTER

The Cardinals entered free agency in the offseason without a quarterback under contract. The first move they made at the crucial position was signing QB **Sam Bradford** to a two-year contract in March. The former first overall pick in the 2010 NFL Draft immediately became the team's starter.

Below are a few highlights from Bradford's first eight-plus NFL seasons:

- Selected by the Rams with the first overall pick in the 2010 NFL Draft, Bradford signed with the Cardinals as a free agent after spending his first eight NFL seasons with the Rams (2010-14), Eagles (2015) and Vikings (2016-17).
- Has started all 82 games played, completing 1,842-of-2,948 pass attempts (62.5) for 19,292 yards, 101 TDs, 59 INTs and an 84.5 passer rating.
- Has thrown for 3,500+ yards in a season four times and thrown for 20+ TDs twice. Between 2015 and 2016 he made 29 starts with the Eagles (14 in 2015) and Vikings (15 in 2016) and completed 741-of-1,084 pass attempts (68.4%) for 7,602 yards, 39 TDs, 19 INTs and a 92.9 passer rating.
- Posted his best season as a pro with the Vikings in 2016 when he established an NFL single-season record for completion percentage (71.6). That record was eclipsed by Drew Brees (72.0) in 2017.
- During the '16 season, became the first player in NFL history to throw five-or-fewer INTs while attempting 550+ passes in a season (threw five INTs on 552 attempts that year).
- In 2016, only Dak Prescott (12) and Aaron Rodgers (11) went more games without an INT than Bradford (10). Only four QBs had more games with a 100+ passer rating than Bradford (8): Matt Ryan (12), Dak Prescott (11), Drew Brees (9), Aaron Rodgers (9).
- In 17 starts over two seasons with the Vikings (2016-17), Bradford completed 71.8% of his pass attempts, with 23 TDs, five INTs and a passer rating of 101.1.
- In his last 27 starts dating back to the 2015 season, has gone without an INT 16 times and threw multiple INTs in a game just once.
- During his only season with the Eagles in 2015, set the franchise record for completions (346, since broken by Carson Wentz) and completion percentage (65.0). His 3,725 passing yards that season is the fifth-best single-season total in team history.
- Named the 2010 AP NFL Offensive Rookie of the Year after setting NFL rookie records with 354 completions and 590 pass attempts. At the time, his 3,512 passing yards ranked second in league history by a rookie, behind only Peyton Manning (3,739 in 1998).



A HIGH PERCENTAGE PASSER

In his last two full seasons as a starter (2015-16), **Bradford** established franchise single-season records for completions with two different teams.

With the Eagles in 2015, Bradford started 14 games and established a franchise record with 346 completions. Starting for Minnesota a year later, he set a Vikings franchise record with 395 completions in 2016.

Bradford has been one of the NFL's most accurate passers over the last few seasons. In 33 starts dating back to 2015, Bradford has completed 68.2% of his pass attempts (810-of-1,188). Only Saints QB Drew Brees (70.0) has completed a higher percentage during that span.

NFL Leaders – Completion Percentage (2015-18)

Rnk	Player (Team)	Pct.	Com	Att
1	Drew Brees (NO)	70.5	1,350	1,916
2	Sam Bradford (Phi/Min/AZ)	68.2	810	1,188
3	Kirk Cousins (Was/Min)	66.9	1,187	1,773
4	Alex Smith (KC/Was)	66.9	1,030	1,540
5	Matt Ryan (Atl)	66.7	1,166	1,748

During the 2016 season, Bradford established an NFL single-season record with a 71.6 completion percentage. That record was broken by Drew Brees (72.0) in 2017.

NFL Record – Completion Percentage (Season)

Rnk	Player (Year)	Pct.	Com	Att
1	Drew Brees (2017)	72.0	386	536
2	Sam Bradford (2016)	71.6	395	552
3	Drew Brees (2011)	71.2	468	657
4	Drew Brees (2009)	70.6	363	514
5	Ken Anderson (1982)	70.6	218	309

Bradford has posted a completion percentage of 65.0+ in each of his last two full seasons (71.6 in 2016 and 65.0 in 2015). In franchise history, only one Cardinals QB has posted a completion percentage of 65.0+ in a full season - Hall of Famer Kurt Warner (67.1% in 2008; 66.1% in 2009).

SAM'S TOP PERFORMANCES

Bradford has thrown for 300+ yards in a game 15 times in his career, with his career-high mark of 382 yards coming on 12/24/16 at Green Bay.

Bradford's Career 300-Yard Performances

Yards	Opponent
382	12/24/16 @ Green Bay
380	12/26/15 vs. Washington
377	12/16/12 vs. Minnesota
361	12/20/15 vs. Arizona
352	9/15/13 @ Atlanta
346	9/11/17 vs. New Orleans
336	9/14/15 @ Atlanta
333	10/11/15 vs. New Orleans
331	9/19/11 @ New York Giants
328	10/16/11 @ Green Bay
320	1/3/16 @ New York Giants
315	10/14/12 @ Miami
310	9/16/12 vs. Washington
308	11/28/10 @ Denver
307	11/13/16 @ Washington



Bradford has posted a passer rating of 100+ in 23 of his NFL starts, with his teams posting a 16-6-1 record in those contests.

Bradford's Career Starts w/100+ Passer Rating

Rating	Opponent
143.0	9/11/17 vs. New Orleans (W)
134.6	10/13/13 @ Houston (W)
123.1	10/9/16 vs. Houston (W)
122.6	10/4/15 @ Washington (L)
121.2	9/18/16 vs. Green Bay (W)
118.1	11/15/15 vs. Miami (L)
117.6	9/16/12 vs. Washington (W)
114.5	1/1/17 vs. Chicago (W)
113.3	11/28/10 @ Denver (W)
112.4	10/31/10 vs. Carolina (W)
110.6	12/24/16 @ Green Bay (L)
108.3	1/3/16 @ New York Giants (W)
107.0	12/26/10 vs. San Francisco (W)
106.5	12/11/16 @ Jacksonville (W)
106.3	1/25/12 @ Arizona (W)
105.3	10/6/13 vs. Jacksonville (W)
105.1	9/9/12 @ Detroit (L)
104.9	11/13/16 @ Washington (L)
104.1	11/11/12 @ San Francisco (T)
103.4	11/6/16 vs. Detroit (L)
103.4	11/8/15 @ Dallas (W)
101.9	10/3/16 vs. New York Giants (W)
100.7	9/8/13 vs. Arizona (W)

ROSEN IN THE FIRST ROUND

Arizona moved up from 15th overall to 10th in the 2018 NFL Draft to acquire QB **Josh Rosen** out of UCLA. It marked just the third time in the modern draft era that the Cardinals moved up in the first round (both previous instances came in 1993).

In the first two games of the 2018 season, Rosen served in the backup role behind starter Sam Bradford.

Rosen has impressed the veteran Bradford during their time together since joining the team. "He's a good kid," Bradford said of Rosen. "He's eager to learn, he wants to learn. He wants to be great. I think he's got the right attitude and the right mindset for this position and this league. I'm going to continue to do everything I can to help and make him the player that he's capable of being."



Rosen Highlights:

- Joins Hall of Famer Troy Aikman (1st overall to Dallas in 1989) as the only UCLA QBs ever selected in the top-10 of the NFL Draft.
- Rosen, Baker Mayfield (1st overall to Browns), Sam Darnold (3rd overall to Jets), Josh Allen (7th overall to Bills) and Lamar Jackson (32nd overall to Ravens) were the five QBs selected in the first round in 2018. It marked the first time since 1949 that there were four QBs selected in the top-10
- Averaged 311.3 passing yards per game during his career at UCLA and set UCLA career records for most 300-yard outings (17) and most games with 350+ passing yards (10).
- Threw at least one TD pass in 28 of his 30 collegiate starts and had multiple TD passes in 17 games. In a stretch between his freshman and junior seasons, established a school record with at least one TD pass in 14 consecutive games.

READY TO RUN

After the Cardinals selected him in the third round (86th overall) in the 2015 NFL Draft, RB **David Johnson** went on a record-breaking run in his first two NFL seasons (2015-16). After posting a franchise rookie-record 13 TDs in 2015 (8 rushing, 4 receiving, 1 KOR), Johnson turned in an All-Pro season in 2016 when he led the NFL and established franchise single-season records for both scrimmage yards (2,118) and TDs (20).

Johnson's 2017 season came to an abrupt end, however, when he was suffered a wrist injury during the season-opener at Detroit and was forced to miss the remainder of the season.

Now in his fourth NFL season - healthy and with a new contract extension that keeps him in Arizona through the 2021 season - Johnson is looking to re-gain his status as one of the league's top offensive weapons.

To date, Johnson has appeared in 35 career games and has totaled 3,962 all-purpose yards (1,928 rushing, 1,436 receiving, 598 KOR) and 34 TDs.

JOHNSON'S 24 CAREER STARTS

Johnson has made 24 starts in the NFL, posting 100+ yards from scrimmage in 19 of those contests.

In those 24 starts, Johnson has totaled 1,789 rushing yards, 1,195 receiving yards and 26 TDs, averaging 124.3 scrimmage yards and 1.1 TDs per start.

Johnson's Performance in 24 Career Starts

Opponent	Rush	Rec	Total	TDs (Type)
12/6/15 @ StL	99	21	120	1 (1 receiving)
12/10/15 vs. Min	92	31	123	0
12/20/15 @ Phi	187	42	229	3 (3 rush)
12/27/15 vs. GB	39	88	127	1 (1 rush)
1/3/16 vs. Sea	25	34	59	0
9/11/16 vs. NE	89	43	132	1 (1 rush)
9/18/16 vs. TB	45	98	143	0
9/25/16 @ Buf	83	28	111	2 (2 rush)
10/2/16 vs. LA	83	41	124	0
10/6/16 @ SF	157	28	185	2 (2 rush)
10/17/16 vs. NYJ	111	27	138	3 (3 rush)
10/23/16 vs. Sea	113	58	171	0
10/30/16 @ Car	24	84	108	0
11/13/16 vs. SF	55	46	101	2 (1 rush, 1 receiving)
11/20/16 @ Min	103	57	160	2 (1 rush, 1 receiving)
11/27/16 @ Atl	58	103	161	1 (1 receiving)
12/4/16 vs. Was	84	91	175	2 (1 rush, 1 receiving)
12/11/16 @ Mia	80	41	121	0
12/18/16 vs. NO	53	55	108	2 (2 rush)
12/24/16 @ Sea	95	41	136	3 (3 rushing)
1/1/17 @ LA	6	38	44	0 (injured in 1st quarter)
9/10/17 @ Det	23	67	90	0 (injured in 3rd quarter)
9/9/18 vs. Was	37	30	67	1 (1 rush)
9/16/18 @ LAR	48	3	51	0
Totals	1,789	1,195	2,984	26 (21 rushing, 5 receiving)

HISTORIC 2016 YARDAGE TOTAL

Johnson led the NFL and established a new franchise single-season record with 2,118 yards from scrimmage (1,239 rushing; 879 receiving) in 2016. He became the first player in team history to eclipse 2,000 yards in a season.

Franchise History - Scrimmage Yards (Season)

Rnk	Player (Year)	Yds	Rush	Rec
1	David Johnson (2016)	2,118	1,239	879
2	Ottis Anderson (1979)	1,913	1,605	308
3	Ottis Anderson (1984)	1,785	1,174	611
4	Ottis Anderson (1981)	1,763	1,376	387
5	Ottis Anderson (1983)	1,729	1,270	459

Johnson became just the seventh player since the 1970 merger to lead the NFL in both scrimmage yards and TDs in a season: Arian Foster (2010), Priest Holmes (2002), Emmitt Smith (1995), Marcus Allen (1982), Walter Payton (1977) and O.J. Simpson (1975).

Johnson posted 100+ scrimmage yards in the first 15 games in 2016. In doing so, he joined Barry Sanders (1997) as the only players in NFL history to have 100+ scrimmage yards in at least 15 consecutive games in a single season.

Johnson became the first player in NFL history to do so in each of the first 15 games of a season. His streak came to an end in the '16 finale, when he left the game in Los Angeles in the first quarter with a knee injury.

Johnson's 15 consecutive games with 100+ yards from scrimmage tied with Sanders for the third-longest streak in NFL history overall.

NFL Record - Consecutive Games w/ 100+ Scrimmage Yards

Rnk	Player (Team)	Streak	Year(s)
1	Marcus Allen (L.A. Raiders)	17	1985-86
2	Lydell Mitchell (Baltimore)	16	1975-76
3t	David Johnson (Arizona)	15	2016
3t	Barry Sanders (Detroit)	15	1997
5t	Marcus Allen (L.A. Raiders)	14	1985
5t	Priest Holmes (Kansas City)	14	2002-03



34 TOUCHDOWNS AND COUNTING

Johnson posted his 34th career TD - and 25th career rushing TD - in the season-opener vs. Washington when he scored from two yards out in the fourth quarter.

Despite being just two games into his fourth NFL season - and missing 15 games last season - Johnson is tied with WR Larry Fitzgerald for most TDs in a players first four seasons in franchise history.

Franchise Record - TDs in 1st Four Seasons

Rnk	Player (Years)	TDs	Gms
1t	David Johnson (2015-18)	34	35
1t	Larry Fitzgerald (2004-07)	34	60
3	Mal Kutner (1946-49)	33	47
4	Sonny Randle (1959-62)	32	50
5t	Ottis Anderson (1979-82)	31	56
5t	Ollie Matson (1952; 54-56)	31	48

Johnson's two-yard TD run vs. Washington was his 25th career rushing TD. Despite having played just 35 games, Johnson is tied for eighth on the Cardinals all-time list for career rushing TDs.

Franchise Record - Career Rushing TDs

Rnk	Player (Years)	TDs	Games
1	Ottis Anderson (1979-86)	46	99
2	Wayne Morris (1976-83)	37	110
3	John David Crow (1958-64)	33	69
4	Stump Mitchell (1981-89)	32	116
5t	Elmer Angsman (1946-52)	27	83
5t	Johnny Roland (1966-72)	27	96
7	Ernie Nevers (1929-31)	26	31
8t	David Johnson (2015-18)	25	35
8t	Pat Harder (1946-50)	25	58
10t	Earl Ferrell (1982-89)	24	110
10t	Ollie Matson (1952-58)	24	72
10t	Terry Metcalf (1973-77)	24	65
10t	Beanie Wells (2009-12)	24	51

A REMARKABLE TD TOTAL IN FIRST TWO SEASONS

In NFL history, only three players had more TDs in their first two seasons than Johnson (33).

NFL Record - Touchdowns in 1st Two Seasons

Rnk	Player (Years)	TDs
1	Edgerrin James (1999-00)	35
2t	Eric Dickerson (1983-84)*	34
2t	Gale Sayers (1965-66)*	34
4	David Johnson (2015-16)	33
5t	Earl Campbell (1978-79)*	32
5t	Curtis Martin (1995-96)*	32

*Hall of Fame Inductee

Johnson's 11 career multi-TD performances between 2015-16 tied for the most in NFL history in a player's first two seasons.

NFL History - Games with Multiple TDs (1st 2 NFL Seasons)

Rnk	Player (Year)	Gms
1t	David Johnson (2015-16)	11
1t	Eric Dickerson (1983-84)*	11
1t	Edgerrin James (1999-00)	11
4	Curtis Martin (1995-96)*	10
5t	Bill Groman (1960-61)	9
5t	Rob Gronkowski (2010-11)	9
5t	Clinton Portis (2002-03)	9
5t	Billy Sims (1980-81)	9

CARDS EXTEND #31 FOR THREE YEARS

The night before the 2018 season opener, the Cardinals announced that the team signed All-Pro RB **David Johnson** to a three-year extension that will keep Johnson under contract with the team through the conclusion of 2021 season.

The Cardinals third-round pick (86th overall) in the 2015 NFL Draft, Johnson has appeared in 35 games (24 starts) during his first three-plus seasons, rushing for 1,928 yards and 25 TDs on 451 attempts to go along with 1,436 yards and eight TDs on 123 receptions. He also added 598 yards and a TD on 22 kickoff returns. Johnson's 11 multi-TD performances in 2015-16 tied for the most in NFL history in a player's first two seasons.

Johnson had a record-breaking campaign in 2016 when he was named first-team All-Pro and selected to his first career Pro Bowl after leading the NFL and establishing a new franchise single-season record with 2,118 scrimmage yards (1,239 rushing; 879 receiving). He also led the NFL and set a franchise record with 20 TDs, including a franchise record 16 rushing TDs.



COLEMAN OVERCOMES

Losing his hearing at age three has never stopped Cardinals FB **Derrick Coleman**. It didn't stop him from playing football in middle school and it didn't slow him in high school - where he rushed for 5,214 yards and 86 TDs while breaking school single-season records for TDs (38), points (232) and rushing yards (2,456).

Coleman next conquered the collegiate level, where he led UCLA with 11 rushing TDs as a senior in 2011 while proving a standout performer on special teams.

Not being selected in the NFL Draft didn't slow him either, as he signed a rookie free agent contract with Vikings in 2012. He went on to make the Seahawks roster in 2013 - becoming the first legally deaf offensive player in NFL history while playing a big part on the Seahawks Super Bowl XLVIII championship team that season.

Now in his fifth NFL season, Coleman has 37 career special teams tackles, including seven in seven postseason games. Playing with Atlanta in 2017, Coleman ranked third among NFL players with 16 special teams tackles. In his first four NFL seasons, Coleman also served as a lead blocker for three 2,000-yard rushing teams and two individual 1,000-yard rushing seasons (Marshawn Lynch in 2013-14).



A BIG PLAY THREAT

Now in his fourth NFL season, WR **J.J. Nelson** - the fastest player at the 2015 NFL Combine (4.28 seconds in 40-yard dash) - made numerous big plays during his first three seasons with the Cardinals.

In that time, he recorded 74 receptions for 1,375 yards. Dating back to the beginning of his rookie season in 2015, his average of 18.6 yards per reception is the highest in the NFL (min. 60 receptions).

NFL Leaders - Yards/Reception (2015-18)

Rnk	Player (Team)	Avg.	Rec	Yds
1	J.J. Nelson (AZ)	18.6	74	1,375
2	DeSean Jackson (TB)	17.1	145	2,476
3	Rob Gronkowski (NE)	16.8	175	2,938
4	Marquise Goodwin (SF)	16.3	87	1,417
5	Tyrell Williams (LAC)	16.2	119	1,933

- Of his 11 career TD receptions, five have covered 30+ yards - including three of 50+ yards. His 80-yard TD catch at Seattle in Week 16 of the 2016 season remains the longest TD reception ever by a Seahawks opponent at CenturyLink Field.

- In Week 14 of the '16 season at Miami, had a 56-yard TD run and an eight-yard TD catch, becoming the first Cards WR since Mal Kutner (10/24/48 vs. Boston) with a rushing and receiving TD in the same game.

- Caught five passes for 120 yards (24.0 avg.) and a TD in an OT victory over the Colts in Week 2 last season. That performance earned Nelson NFC Offensive Player of the Week honors for the first time in his career.




KEEP AN EYE ON EDMONDS

One of the rookies that made a big impression during the preseason was rookie RB **Chase Edmonds** - the Cardinals fourth round selection (134th overall) in the 2018 NFL Draft.

Fighting for reps in a crowded running backs room filled with veterans such as All-Pro David Johnson - Edmonds impressed head coach **Steve Wilks**. "The one thing with Chase, (he has) great patience," Wilks said. "He's just really savvy, just really allowing his blocks to set up, and he has tremendous speed once he gets to the second level."

Edmonds' success hasn't come as a complete surprise, as he left college as one of the most accomplished players in Patriot League and FCS history. Coming out of Fordham, Edmonds:

- Was a three-time consensus All-American (2014-16) who closed out his career as the Patriot League all-time leading rusher (5,862 yards) and graduated as the Patriot League all-time leader in career TDs (74) and rushing TDs (67).
- Amassed 7,374 career all-purpose yards, a school and Patriot League career record which also ranks 10th in NCAA FCS history.
- Scored a career-high 31 rushing TDs which ranked second in the FBS during his freshman season.



RELYING ON LOCAL TALENT

Despite being a rookie - WR **Christian Kirk**, the Cardinals second round selection (47th overall) in the 2018 NFL Draft - has had ties to the Cardinals for years. A native of Scottsdale, Kirk attended Saguaro High School before attending college at Texas A&M.

Kirk has had a relationship with Cardinals All-Pro WR **Larry Fitzgerald** for years. The two first met at a youth camp Kirk attended in Flagstaff when he was six years old. The two kept in touch during Kirk's standout prep career at Saguaro and his record-breaking tenure with the Aggies.

During his time at Saguaro, Kirk was named an All-American by Under Armour, MaxPreps and PrepStar - and was the Gatorade Player of the Year in Arizona as a senior in 2014. He was named the Arizona Cardinals High School Player of the Week after the first game of his senior season in 2014.

During his three seasons at Texas A&M, Kirk piled up 4,838 all-purpose yards and 33 total TDs. He left A&M as the NCAA's career active leader in punt return average (22.0) and punt return TDs (6). Despite playing just three seasons for the Aggies, his six career punt return TDs doubled the previous school career record.



OFFSEASON REVAMP OF THE OFFENSIVE LINE



D.J. Humphries



Mike Iupati



Justin Pugh



Andre Smith



Mason Cole

BACK FROM INJURY

Three of Arizona's Week 1 starters on the offensive line did not finish the 2017 season due to injury. The left side of the line returned at full strength in 2018 after Pro Bowl LG **Mike Iupati** (triceps) and starting LT **D.J. Humphries** (Knee) missed a combined 26 games last year.

- In games that Humphries started and finished last season, the Cardinals averaged 117.3 rushing yards (79.5 rushing ypg without him).
- Before missing 15 games last season, Iupati was a Pro Bowl alternate in 2016 and earned four consecutive Pro Bowl invites from 2012-15.

FREE AGENT ADDITIONS

The Cardinals added a pair of veteran offensive linemen during the free agent signing period in March. Former first-round draft picks **Justin Pugh** (19th overall in 2013) and **Andre Smith** (sixth overall in 2009) joined Arizona from the Giants and Bengals, respectively.

- Pugh signed a five-year deal with the Cardinals on March 17. The Syracuse product started all 63 games in which he appeared for the Giants.
- Smith joined the team on a two-year contract on March 16 after nine seasons with the Bengals (2009-15, '17) and Vikings (2016).

BUILDING THROUGH THE DRAFT

Four starters on the offensive line are former first-round draft picks - **Andre Smith** (sixth in 2009), **Mike Iupati** (17th in 2010), **Justin Pugh** (19th in 2013) and **D.J. Humphries** (24th in 2015).

Arizona invested two of its seven 2018 draft picks on the offensive line - **C Mason Cole** (Michigan, third round, 97th overall) and **T Korey Cunningham** (Cincinnati, seventh round, 254th overall).

Cole has started both games for the Cardinals this season, the only rookie to start for Arizona. He has now made 106 consecutive starts dating back to his freshman year of high school.


JONES AMONG THE BEST IN THE GAME AT SACKING THE QUARTERBACK

Cardinals All-Pro DE **Chandler Jones** recorded a sack of Washington QB Alex Smith in the season-opener vs. the Redskins two weeks ago. In doing so, he became the first player in franchise history to record a sack in three consecutive season-openers.

Since joining the Cardinals in 2016, Jones has at least one sack in 23 of 34 games played. No other player in the NFL has a sack in more than 18 games during that span. Dating back to 2016, Jones has at least one sack in 16 of his last 20 games.

NFL Leaders – Games with 1.0+ Sack (2016-18)

Rnk	Player (Team)	Games
1	Chandler Jones (Arizona)	23
2	Khalil Mack (Chicago)	19
3	Von Miller (Denver)	18
4t	Joey Bosa (LA Chargers)	17
4t	Cameron Wake (Miami)	17
4t	Ryan Kerrigan (Washington)	17
4t	Mario Addison (Carolina)	17
4t	Danielle Hunter (Minnesota)	17



The Cardinals acquired Jones by trading a second round pick to the New England Patriots prior to the 2016 season. In that time (2016-18), Jones leads the NFL in both sacks (29.0) and tackles for loss (44).

NFL Leaders – Sacks (2016-18)

Rnk	Player (Team)	Sacks
1	Chandler Jones (AZ)	29.0
2	Von Miller (Den)	27.5
3	Ryan Kerrigan (Was)	24.0
4	Calais Campbell (Jax)	23.5
5	Joey Bosa (LAC)	23.0

NFL Leaders – Tackles for Loss (2016-18)

Rnk	Player (Team)	TFL
1	Chandler Jones (AZ)	44
2	Jadeveon Clowney (Hou)	37
3	Cameron Jordan (NO)	36
4	Von Miller (Den)	34
5	Aaron Donald (LAR)	32

Jones needs just one sack to reach 30.0 as a member of the Cardinals. Currently, the fewest games in franchise history to 30.0 sacks is 41 by Freddie Joe Nunn between 1985-88. Jones will be playing in his 35th game with Arizona when the team hosts the Chicago Bears on Sunday.

JONES LEADS NFL WITH FRANCHISE RECORD 17.0 SACKS IN 2017

Jones recorded an NFL-high and franchise record 17.0 sacks in 2017, becoming the first player in franchise history to lead the NFL in sacks in a season. Jones also led the NFL in tackles for loss (28) and QB hits (38) in 2017.

NFL Leaders – Sacks (2017)

Rnk	Player (Team)	Sacks
1	Chandler Jones (AZ)	17.0
2t	Calais Campbell (Jax)	14.5
2t	Demarcus Lawrence (Dal)	14.5
4t	Everson Griffen (Min)	13.0
4t	Cameron Jordan (NO)	13.0
4t	Ryan Kerrigan (Was)	13.0

NFL Leaders – Tackles for Loss (2017)

Rnk	Player (Team)	TFL
1	Chandler Jones (AZ)	28
2	Jadeveon Clowney (Hou)	21
3t	Melvin Ingram (LAC)	17
3t	Cameron Jordan (NO)	17
3t	Matt Judon (Bal)	17
3t	Von Miller (Den)	17

Since STATS, Inc. began tracking tackles for loss in 2008, Jones became just the third different player to lead the NFL in both sacks and tackles for loss in a season. Demarcus Ware did so in both 2008 and 2010 while J.J. Watt accomplished the feat in both 2012 and 2015.

Jones had seven more tackles for loss than any other player in the NFL in 2017. That is the biggest gap between first and second place since 2012 when J.J. Watt posted 11 more than Von Miller (39 to 28).

In recording 17.0 sacks in 2017, Jones broke the franchise single-season record of 16.5, established by Simeon Rice in 1999.

Franchise Record – Sacks in a Season

Rnk	Player (Year)	Sacks
1	Chandler Jones (2017)	17.0
2	Simeon Rice (1999)	16.5
3	Curtis Greer (1983)	16.0
4	Bertrand Berry (2004)	14.5
5t	Freddie Joe Nunn (1988)	14.0
5t	Curtis Greer (1984)	14.0

Jones had at least one sack in 13 of 16 games in 2017. He is the first player in franchise history to have a sack in at least 13 games in a single season. No other player in team history had a sack in more than 11 games in a season.

Since individual sacks became an official statistic in 1982, only Demarcus Ware (14 in 2008) had a sack in more games in a season than Jones had in 2017.

NFL Record – Games with 1.0+ Sack (Season)

Rnk	Player (Team)	Games	Year
1	DeMarcus Ware (Dallas)	14	2008
2t	Chandler Jones (Arizona)	13	2017
2t	Justin Houston (Kansas City)	13	2014
4t	J.J. Watt (Houston)	12	2014
4t	Robert Mathis (Indianapolis)	12	2013
4t	Von Miller (Denver)	12	2012
4t	Jared Allen (Minnesota)	12	2011
4t	DeMarcus Ware (Dallas)	12	2011
4t	Michael Strahan (NY Giants)	12	1998
4t	Charles Haley (San Francisco)	12	1990
4t	Bruce Smith (Buffalo)	12	1986
4t	Mark Gastineau (NY Jets)	12	1984

JONES - SACKS BY GAME IN 2017

Jones had at least one sack in 13 of 16 games during the 2017 season. Below is a look at his sacks by game:

#	Week	Opp	Yds	Quarterback	Qtr
1	1	@ Detroit	7	Matthew Stafford	1
2	2	@ Indianapolis	8	Jacoby Brissett	2
3	2	@ Indianapolis	9	Jacoby Brissett	4
4	3	Dallas	9	Dak Prescott	2
5	5	@ Philadelphia	7	Carson Wentz	1
6	6	Tampa Bay	5	Ryan Fitzpatrick	3
7	6	Tampa Bay	2	Ryan Fitzpatrick	4
8	7	@ LA Rams	7	Jared Goff	2
9	9	@ San Francisco	4	C.J. Beathard	4
10	10	Seattle	5	Russell Wilson	3
11	12	Jacksonville	10	Blake Bortles	2
12	12	Jacksonville	10	Blake Bortles	2
13	13	LA Rams	7	Jared Goff	4
14	14	Tennessee	6	Marcus Mariota	2
15	15	@ Washington	9	Kirk Cousins	2
16	17	@ Seattle	6	Russell Wilson	1
17	17	@ Seattle	3	Russell Wilson	3

JONES IN 2017 VS. RICE IN 1999 - SIDE-BY-SIDE



Week	Jones in 2017		Rice in 1999	
	Sacks	Total	Sacks	Total
1	1.0	1.0	2.0	2.0
2	2.0	3.0	0.0	2.0
3	1.0	4.0	1.0	3.0
4	0.0	4.0	0.0	3.0
5	1.0	5.0	2.0	5.0
6	2.0	7.0	0.0	5.0
7	1.0	8.0	Bye	5.0
8	Bye	8.0	2.0	7.0
9	1.0	9.0	2.0	9.0
10	1.0	10.0	1.0	10.0
11	0.0	10.0	0.0	10.0
12	2.0	12.0	2.0	12.0
13	1.0	13.0	1.0	13.0
14	1.0	14.0	0.5	13.5
15	1.0	15.0	1.0	14.5
16	0.0	15.0	0.0	14.5
17	2.0	17.0	2.0	16.5

SACK SPLITS - JONES IN 2017 VS. RICE IN 1999

Sacks By Quarter			Sacks By Location		
Quarter	Jones	Rice	Location	Jones	Rice
1st	3.0	1.0	Home	8.0	8.0
2nd	7.0	7.5	Away	9.0	8.5
3rd	3.0	4.0			
4th	4.0	4.0			
Sacks By Down			Sacks By Game		
Down	Jones	Rice	Games	Jones	Rice
1st	3.0	7.0	1-8	9.0	9.0
2nd	6.0	4.0	9-16	8.0	7.5
3rd	8.0	5.5			
Sacks By Month					
Month	Jones	Rice			
September	4.0	3.0			
October	4.0	4.0			
November	4.0	5.0			
December	5.0	2.5			
January	N/A	2.0			

JONES HAS OPPONENTS AT A LOSS

Jones' 17.0 sacks totaled 113 total yards lost for opponents last season. His 113 total yards lost represent the most in a single season in franchise history. Rice (105.5 in 1999) held the previous record.

Franchise Record – Sack Yardage (Season)

Rnk	Player (Team)	Yds
1	Chandler Jones (2017)	113.0
2	Simeon Rice (1999)	105.5
3	John Abraham (2011)	99.5
4	Markus Golden (2016)	96.5
5	Bertrand Berry (2004)	95.0

A PRO BOWL TALENT

In 2017, CB **Patrick Peterson** earned his seventh Pro Bowl selection – and sixth at cornerback (Kick Returner, 2011; Cornerback, 2012-16). In 2015, he was also named first-team All-Pro at corner for the second time in his career (2013, '15).

Peterson joins RBs Jim Brown and Barry Sanders as the only players in NFL history to be chosen to seven Pro Bowls before their 28th birthday. He is the only defensive player in NFL history to earn that distinction.

Seven Pro Bowls Before the Age of 28 – NFL History

Player	Pro Bowls	Team
CB Patrick Peterson	7, 2011-17	Arizona
RB Jim Brown	7, 1957-63	Cleveland
RB Barry Sanders	7, 1989-95	Detroit



21 GETS INTERCEPTION #22

"By far just one of the best in the game, hands down. He's going to follow you from your house to his house, from the sideline to the cricket field and back."

- NY Giants All-Pro WR Odell Beckham, Jr. on CB Patrick Peterson

"I think Patrick Peterson definitely is my number one corner in my book. You know if you're playing the Cardinals and if you're the best receiver on your team, you know 21 is going to be lining up across from you."

- Steelers All-Pro WR Antonio Brown

The Cardinals selected CB **Patrick Peterson** with the fifth overall pick in the 2011 NFL Draft, and in his first seven NFL seasons, he earned seven Pro Bowl selections and was named first-team All-Pro three times. Considered one of the game's best shutdown corners, he has proven to be one of the most unique talents in NFL history.

Peterson registered his 22nd career INT in Week 2 against the Rams. Since his rookie season in 2011, only three active players have more INTs.

Active NFL Leaders – Interceptions (2011-18)

Rnk	Player (Team)	INTs
1	Richard Sherman (Sea/SF)	32
2	Reggie Nelson (Cin/Oak)	27
3	Eric Weddle (SD/Bal)	23
4	Patrick Peterson (AZ)	22
5t	Glover Quin (Hou/Det)	21
5t	Brent Grimes (Atl/Mia/TB)	21
5t	Earl Thomas (Sea)	21

Only eight players in franchise history have more INTs than Peterson.

Franchise Career Interception Leaders

Rnk	Player (Years)	INTs
1	Larry Wilson (1960-72)+	52
2	Aeneas Williams (1991-2000)+	46
3	Roger Wehrli (1969-82)+	40
4	Night Train Lane (1954-59)+	30
5	Pat Fischer (1961-67)	29
6	Adrian Wilson (2001-12)	27
7	Kwamie Lassiter (1995-2002)	24
8t	Patrick Peterson (2011-)	22
8t	Norm Thompson (1971-76)	22
10t	Jerry Davis (1948-51)	21
10t	Ray Ramsey (1950-53)	21

+Hall of Fame Inductee



PETERSON AT 114 IN A ROW

Now in his eighth season, **Peterson** has never missed a game and has started every contest in his NFL career. Last week against the Rams, Peterson started his 114th consecutive game. Among NFL DBs, only Ravens CB Brandon Carr (162) and Lions S Glover Quin (134) have longer active starts streaks than Peterson (114).

Consecutive Starts by Active DBs

Rnk	Player (Team)	Gms
1	CB Brandon Carr (Bal)	162
2	S Glover Quin (Det)	134
3	CB Patrick Peterson (AZ)	114
4	S Reggie Nelson (Oak)	78
5	S Malcolm Jenkins (Phi)	73

According to the Elias Sports Bureau, Peterson became the first Cardinals player since at least the 1970 NFL-AFL merger to start 100+ consecutive games to begin his career.

HARD TO ESCAPE A SHADOW

Despite the fact that he was yet again tasked with covering the opponent's top WR every game, Cardinals All-Pro CB **Patrick Peterson** was among the league's least-tested CBs in 2017 according to *ProFootballFocus.com*.

He was not targeted all at in the Week 16 shutout victory against the NY Giants.

Peterson saw the fewest amount of targets (60) and allowed the fewest amount of receptions (28) among all CBs with at least 500+ snaps last season. He allowed just one reception per 21.2 coverage snaps in 2017.

Below is a look at the performance of the WRs that Peterson "shadowed" in 2017, according to PFF.com.

Receivers "Shadowed" By Peterson in 2017 (Source: ProFootballFocus.com)

Wk	Receiver	Opp	Tar	Rec	Yds	TD
1	Marvin Jones Jr.	Det	1	1	6	1
2	T.Y. Hilton	Ind	2	1	16	0
3	Dez Bryant	Dal	0	0	0	0
4	Pierre Garcon	Was	4	1	16	0
5	Alshon Jeffery	Phi	2	2	26	0
6	Mike Evans	TB	4	0	0	0
7	Sammy Watkins	LAR	1	0	0	0
9	Marquise Goodwin	SF	3	1	55	0
11	DeAndre Hopkins	Hou	7	3	65	1
12	Marquise Lee	Jax	0	0	0	0
13	Sammy Watkins	LAR	2	1	13	0



BETHEA SHINES IN FIRST SEASON WITH AZ

In his 12th NFL season – and first with Arizona – **S Antoine Bethea** totaled 58 tackles, a sack, a team-high five INTs, seven passes defended, a forced fumble, a QB pressure and a QB hit in 15 games played in 2017. Bethea's five INTs last season set a new career-high.

In the Cardinals Week 16 victory over the NY Giants, Bethea posted the first multi-INT performance of his career – picking off a pair of Eli Manning pass attempts. Bethea had played 176 career games entering the contest.

Bethea's five INTs in 2017 gave him 24 for his career career. Only five active safeties have more career INTs than Bethea.

NFL Leaders – INTs by Safety (Active)

Rnk	Player (Team)	INT
1	Reggie Nelson (Oak)	36
2	Eric Weddle (Bal)	29
3	Mike Adams (Car)	27
4	Earl Thomas (Sea)	26
6t	Antoine Bethea (AZ)	24
6t	Glover Quin (Det)	24

In Weeks 4-6 last season, Bethea had an INT in three consecutive games for the first time in his career. He became the first Cardinals player with an INT in three consecutive games since CB Patrick Peterson had one in four straight during the 2012 season.



ARIZONA WELCOMES BOSTON

There were only seven safeties in the NFL that recorded at least five INTs last season – and after the Cardinals acquired **S Tre Boston** just prior to training camp – Arizona now has two of those safeties prowling its secondary. Playing with the Chargers, Boston had a career-high five INTs in 2017.

Bethea also tied a career high with five INTs last season.

NFL Leaders – INTs by Safety (2017)

Rnk	Player (Team)	INT
1	Kevin Byard (Ten)	8
2	Eric Weddle (Bal)	6
3t	Antoine Bethea (AZ)	5
3t	Tre Boston (LAC)	5
3t	Micah Hyde (Buf)	5
3t	Jordan Poyer (Buf)	5
3t	Harrison Smith (Min)	5

Dating back to 2016, only five NFL safeties have more INTs than Boston (7).

NFL Leaders – INTs by Safety (2016-18)

Rnk	Player (Team)	INT
1	Eric Weddle (Bal)	10
2t	Ha Ha Clinton-Dix (GB)	9
2t	D.J. Swearinger (Was)	9
3t	Kevin Byard (Ten)	8
3t	Micah Hyde (Buf)	8
6t	Tre Boston (LAC)	7
6t	Landon Collins (NYG)	7

A BOSTON/WILKS REUNION

In signing with the Cardinals, Boston reunited with Steve Wilks – who served as Boston's position coach for three seasons (2014-16) in Carolina.



BUDDA'S EXPANDED ROLE IN 2018

Rookie S **Budda Baker** – the team's 2nd round selection (36th overall) in the 2017 NFL Draft – made quite the impression during his debut season with the Cardinals.

Baker was named first-team All-Pro and was selected to Pro Bowl for his work on special teams. He also finished the season as a starter at safety.

In 2018, Baker will be counted on more for his role on defense – decreasing his usage on special teams. Starting the season-opener vs. Washington, Baker finished with a team-high 11 tackles. It marked the third time he has totaled 11+ tackles.

An All-Pro Rookie Campaign in 2017

In 16 games (seven starts), Baker totaled 61 tackles, three tackles for loss, a sack, six passes defended, two forced fumbles, a fumble recovery and two QB hits on defense. He added a team-high 16 tackles on special teams, which tied for third in the NFL.

NFL Leaders – Special Teams Tackles (2017)

Rnk	Player (Team)	STT
1	LB Nick Dzubnar (LAC)	21
2	RB Austin Ekeler (LAC)	17
3t	S Budda Baker (AZ)	16
3t	FB Derrick Coleman (Atl)	16
3t	S Rontez Miles (NYJ)	16

Baker's Rare Performance in Week 11 of 2017

Making his first career start at safety in Week 11 at Houston, Baker finished the game with 12 tackles, a sack, a tackle for loss, two forced fumbles, a fumble recovery, a pass defended and a QB hit against the Texans. He also added a tackle on special teams.

It is pretty rare for an NFL player to record at least 10 tackles, a sack and two forced fumbles in a game. Below are a few notes on the performance:

- According to STATS, Inc., Baker became the first Arizona player ever to accomplish the feat.
- He is just the second player in the last six seasons (2012-17) to do so. Redskins LB Zach Brown did it with the Bills on 10/2/16.
- Baker became the first rookie to accomplish the feat since Dolphins LB Derrick Rodgers on 8/31/97 vs. Indy. Rodgers was taken 32nd overall by the Dolphins that year out of Arizona State.



PRESSURE FROM THE EDGES

The Cardinals have had a player rank in the top-five in sack totals each of the last two seasons. In 2017, **Chandler Jones** led the NFL with 17.0 sacks. In 2016, **Markus Golden** finished tied for third with a career-high 12.5 sacks.

The last time the duo played a full season together – in 2016 – Jones (11.0) and Golden (12.5) combined for 23.5 sacks, and the Cardinals finished the year with an NFL-high 48.0 sacks. It marked just the second time in franchise history (1983) that Arizona led the NFL in sacks. Both players earned a spot on the franchise single-season sacks list. Jones and Golden became the Cardinals first double-digit sacks duo since 1984 and just the third in franchise history.

Golden missed most of the 2017 season with a knee injury, and in his absence, Jones led the NFL with a single-season franchise-record 17.0 sacks, becoming the first player in franchise history to lead the league in sacks.

In the last two seasons, Jones and Golden have posted two of the top eight single-season sack totals in team history.

Cardinals Single-Season Sack Leaders

Rnk	Player (Year)	Sacks
1	LB Chandler Jones (2017)	17.0
2	DE Simeon Rice (1999)	16.5
3	DE Curtis Greer (1983)	16.0
4	DE Bertrand Berry (2004)	14.5
5t	DE Curtis Greer (1984)	14.0
5t	DE Freddie Joe Nunn (1988)	14.0
7	DE Al Baker (1983)	13.0
8t	LB Markus Golden (2016)	12.5
8t	DE Simeon Rice (1996)	12.5
10	DE/NT David Galloway (1983)	12.0



WORTH MORE THAN SACKS

The production of Golden and Jones goes much deeper than sacks. In 2016, they combined for 120 tackles, 31 tackles for loss, five passes defended, eight forced fumbles, three fumble recoveries, 33 QB pressures and 45 QB hits.

BREAKOUT SEASON FOR GOLDEN

The Cardinal second round selection (58th overall) in the 2015 NFL Draft out of Missouri, Golden appeared in 35 games (13 starts) during his first three seasons, totaling 16.5 sacks, six forced fumbles and a fumble recovery.

After recording 4.0 sacks in 16 games as a rookie in 2015, Golden posted his breakout campaign in 2016 when he tied for third in the NFL with a career-high and team-leading 12.5 sacks. He added 63 tackles, 19 tackles for loss, 23 QB hits, 19 QB pressures, four forced fumbles and a fumble recovery.

NFL Leaders – Sacks (2016)

Rnk	Player (Team)	Sacks
1	Vic Beasley, Jr. (Atl)	15.5
2	Von Miller (Den)	13.5
3t	Markus Golden (AZ)	12.5
3t	Lorenzo Alexander (Buf)	12.5
3t	Danielle Hunter (Min)	12.5

He became the first player in franchise history with at least one sack in each of the first five games of a season in 2016 and finished the year with at least one sack in each of the final four contests.

WORTH MORE THAN DOLLAR

The Cardinals first round selection (27th overall) in the 2014 NFL Draft, **Deone Bucannon** was chosen as a safety, but the previous coaching regime created an entirely new position for the hybrid defender – the dollar linebacker, a role he continues to assume under the new coaching staff.

Bucannon has thrived at the position, leading the team in tackles in both 2015 and 2016. In 2017 he recorded 90 tackles despite missing four games due to an ankle injury.

In a six-game stretch last season (Games 5-10) before aggravating his ankle injury, Bucannon registered 59 tackles, including games of 14 and 12 tackles during that span.

Bucannon Career Highlights

- Has appeared in 59 games (51 starts) and recorded 400 tackles, 6.0 sacks, two INTs (one returned for a TD), 14 passes defended, four fumble recoveries and six forced fumbles. He has also appeared in three postseason games (two starts), posting 22 tackles and a pass defended.
- Bucannon has recorded 32 tackles for loss in his four-plus seasons, including a career-high 17 during the 2016 campaign when he tied for the team lead.
- Has posted 10+ tackles in a game nine times in his career, including four games with 13+ tackles.
- Has led or tied for the team lead in tackles 18 times in his career.
- Twice led the team in tackles (2015 and 2016). Had a team-high 100 tackles in 2016 despite missing the last three games on injured reserve (ankle). Led the team with a career-high 127 total tackles in 2015.
- Named the "NFC Defensive Player of the Week" for his performance in the Week 15 victory over the Eagles in 2015. Bucannon had the first INT of his career against Philly and returned it 39 yards for his first career TD. He also led the Cardinals with 11 tackles in the game.
- During his rookie season in 2014, started nine of 16 regular season games and also appeared in the team's Wild Card matchup. He registered 75 tackles, two sacks, two passes defended, a forced fumble and a fumble recovery during the regular season as he was named to the PFWA's All-Rookie team as a safety.



D-LINE PRESSURE

Chandler Jones and **Markus Golden** aren't the only members of the Cardinals defensive line that have shown an ability to get to the quarterback. Nine of Arizona's defensive linemen have combined for 128.5 sacks in their NFL careers.

Career Sacks By Arizona's Defensive Linemen

Player	Sacks
DE Chandler Jones	65.0
DE Markus Golden	16.5
DE Jacques Smith	13.5
DT Corey Peters	12.0
DE Benson Mayowa	11.0
DT Olsen Pierre	5.5
DT Rodney Gunter	3.5
DT Robert Nkemdiche	1.0
DE Zach Moore	0.5

MAYOWA COMES THROUGH

Starting in place of Golden – who was inactive Weeks 1-2 with the knee injury that prematurely ended his 2017 season – DE **Benson Mayowa** collected a career-high seven tackles, including five for loss, two QB hits, two QB pressures and a career-high 2.0 sacks in Week 2 against the Rams.

PIERRE SEIZES HIS OPPORTUNITY IN 2017

After entering the NFL as a rookie free agent with Chicago in 2015, DT **Olsen Pierre** spent the majority of that season on the Cardinals practice squad. He made Arizona's active roster in 2016 but was inactive for all 16 games. Pierre saw his first NFL action in 2017 and started seven of 14 games played, totaling 32 tackles, 10 tackles for loss, 5.5 sacks, two passes defended, a forced fumble, 10 QB hits and three QB pressures.



DAWSON 10TH ON ALL-TIME SCORING LIST

With 119 points in 2017, his first year in Arizona, K Phil Dawson moved up five spots on the NFL's all-time scoring list – finishing the year ranked 10th in NFL history with 1,817 points.

Dawson closed out the 2017 season by making 22 of 24 FGs over the final nine games – scoring 78 total points during that span. That included 11 FGs of 40+ yards and three of 50+ yards.

NFL's All-Time Scoring Leaders (Career)			
Rnk	Player	Points	Points to Pass
1	Morten Andersen#	2,544	728
2	Adam Vinatieri*	2,501	685
3	Gary Anderson	2,434	618
4	Jason Hanson	2,150	334
5	John Carney	2,062	246
6	Matt Stover	2,004	188
7	George Blanda#	2,002	286
8	Jason Elam	1,983	167
9	John Kasay	1,970	154
10	Phil Dawson*	1,817	-

#Hall of Fame Inductee *Active Player

Dawson's 32 FGs in 2017 give him 436 for his career, tied for the 8th-highest total in NFL history.

NFL's All-Time FGs Made Leaders (Career)			
Rnk	Player	FGs	FGs to Pass
1	Morten Andersen#	565	130
2	Adam Vinatieri*	562	126
3	Gary Anderson	538	103
4	Jason Hanson	495	60
5	John Carney	478	43
6	Matt Stover	471	36
7	John Kasay	461	26
8t	Jason Elam	436	1
8t	Phil Dawson*	436	-
10	Sebastian Janikowski*	416	-

#Hall of Fame Inductee *Active Player

Dawson's 32 FGs for the Cardinals in 2017 were the 2nd-highest single-season total in franchise history.

Franchise Record – Field Goals (Season)			
Rnk	Player (Year)	FGs	
1	Neil Rackers (2005)	40	
2	Phil Dawson (2017)	32	
3t	Jay Feely (2013)	30	
3t	Greg Davis (1995)	30	
5	Chandler Catanzaro (2014)	29	




DAWSON SEALS IT WITH A CAREER KICK

K Phil Dawson made all four FG attempts (32, 42, 48 and 57 yards) and his lone PAT in the Cardinals victory over the Jaguars last season. His biggest kick was a 57-yard FG with 0:01 remaining in regulation that gave Arizona the three-point victory.

Dawson entered the contest having played in 289 career games, with 497 career FG attempts. He had never made one as long as his 57-yard game-winner against the Jaguars.

In addition to being the longest FG of his career, Dawson's 57-yarder was the longest game-winning FG in Cardinals history. It was also the third-longest FG in franchise history overall.



Franchise Record – Longest Field Goals

Rnk	Player	Dist	Opponent
1	Jay Feely	61	10/14/12 vs. Buffalo
2	Chandler Catanzaro	60	9/25/16 at Buffalo
3	Phil Dawson	57	11/26/17 vs. Jacksonville
4	Chandler Catanzaro	56	12/11/16 @ Miami
4t	Jay Feely	55	12/12/10 vs. Denver
4t	Neil Rackers	55	10/24/04 vs. Seattle (2x)
4t	Greg Davis	55	9/17/95 at Detroit
4t	Greg Davis	55	12/19/93 at Seattle

The performance earned Dawson NFC Special Teams Player of the Week honors. The 57-yarder vs. Jacksonville FG was the 19th game-winning kick of Dawson's career and second with Arizona. He had a 30-yard FG in OT to beat the Colts in Week 2 last season.

LEE AMONG THE BEST THERE IS

P **Andy Lee**, signed just prior to the 2017 season-opener, set a single-season franchise record with a 47.3-yard gross punting average on 88 punts last year. The performance earned him a two-year contract extension in June that will keep him in Arizona through the 2020 season.

Franchise Record – Gross Punting Average (Season)

Rnk	Player (Season)	Avg.
1	Andy Lee (2017)	47.3
2	Ben Graham (2009)	47.0
3	Dave Zastudil (2012)	46.5
4	Dave Zastudil (2013)	45.7
5	Jerry Norton (1960)	45.6

Lee owns the franchise single-season record for punting average for both the Cardinals and 49ers (50.9 yards in 2011).

Through two games in 2018, Lee ranks fifth in the NFL with a 51.2-yard gross punting average on 13 punts.

NFL Leaders – Gross Punting Average (Team)

Rnk	Player (Season)	Punts	Avg.
1	Johnny Hekker (LAR)	4	54.8
2	Cameron Johnston (Phi)	11	53.9
3	Sam Koch (Bal)	8	53.3
4	Michael Dickson (Sea)	13	51.5
5	Andy Lee (AZ)	13	51.2

Lee has appeared in 219 games with 1,148 punts for 53,332 yards (46.5-yard avg.) and has a 39.5 net average and 376 punts landed inside the 20-yard line. He has finished in the top-10 in punting average in 11 of his 14 full NFL seasons.

NFL History – Gross Punting Average (min. 300)

Rnk	Player (Seasons)	Avg.
1	Shane Lechler*	47.6
2	Johnny Hekker*	47.1
3	Thomas Morstead*	47.0
4	Marquette King*	46.8
5	Brandon Fields	46.7
6	Andy Lee*	46.5
7t	Sam Martin*	46.4
7t	Pat McAfee	46.4
9	Bryan Anger*	46.3
10	Matthew Bosher*	45.8

*Active Player



Lee ranks seventh in NFL history for punts inside the 20 (376).

NFL History – Punts Inside the 20-Yard Line

Rnk	Player (Seasons)	In20
1	Jeff Feagles	554
2	Shane Lechler	469
3	Brad Maynard	439
4	Dustin Colquitt*	424
5	Craig Hentrich	399
6	Sean Landeta	381
7	Andy Lee*	376
8	Matt Turk	373
9	Donnie Jones	364
10	Sam Koch*	360

*Active Player

Lee's 39.5-yard career net punting average ranks 15th all-time in NFL history.

FIVE GAMES WITH FOUR OR MORE

Dawson made at least four FGs in a game five times in 2017 – including four times in the final six games. He became the first player in franchise history to make four or more FGs in five games in a single season.

Dawson made all five of his FG attempts in the Cardinals Week 15 game at Washington, becoming just the fifth different player in franchise history to make at least five FGs in a game.

Franchise Record – Field Goals Made (Game)			
Rnk	Player (Opponent)	FGs	
1	Jim Bakken (9/14/67 @ Pit)	7	
2t	Neil Rackers (10/2/05 vs. SF)	6	
2t	Jim Bakken (12/7/73 @ Atl)	6	
4t	Phil Dawson (12/17/17 @ Was)	5	
4t	Chandler Catanzaro (10/4/15 @ StL)	5	
4t	Jay Feely (12/12/10 vs. Den)	5	
4t	Jim Bakken (9/29/76 @ GB)	5	
4t	Jim Bakken (12/13/64 vs. Phi)	5	



It marked the sixth time in his career that Dawson has made at least five FGs in a game. Only three players in NFL history have more such games than Dawson: John Carney (11), Morten Andersen (9) and Gary Anderson (7).

PHIL FROM 50+

K **Phil Dawson** made four FGs of 50+ yards in 2017, including three in the final six games of the season.

Dawson has connected on 42 of his 59 attempts from 50+ yards (71.2%); only three players in NFL history have made more.

Most FGs of 50+ Yards – NFL History

Rnk	Player (Seasons)	50+
1	Sebastian Janikowski (2000-)*	56
2	Jason Hanson (1992-2012)	52
3	Matt Prater (2007-)*	43
4t	Phil Dawson (1999-)*	42
4t	John Kasay (1991-2011)	42

*Active Player

QUARTERBACKS

Sam Bradford – Has completed 62.5% of his 2,948 career pass attempts for 19,292 yards, 101 TDs, 59 INTs and an 84.5 passer rating in 82 games (all starts). Became the first player in NFL history to throw five-or-fewer INTs while attempting 550+ passes in a season (threw five INTs on 552 attempts in 2016).

Mike Glennon – Has thrown for 4,933 yards, 34 TDs, 20 INTs and an 83.2 passer rating on 467-of-770 passing (60.6%) in 25 career games (22 starts). Spent his first five NFL seasons with Tampa Bay (2013-16) and Chicago (2017) and was named to the All-Rookie team by the PFWA, ProFootballFocus.com and ESPN.com after starting 13 games for the Bucs.

Josh Rosen – Selected with the 10th overall pick in the 2018 NFL Draft out of UCLA where he averaged 311.3 passing yards per game and set career records for most 300-yard outings (17) and most games with 350+ passing yards (10). Threw at least one TD in 28 of his 30 college starts.

RUNNING BACKS

Derrick Coleman – NFL's first legally deaf offensive player, has served as a lead blocker for three 2,000-yard rushing teams and two individual 1,000-yard rushing seasons in four NFL campaigns. Won Super Bowl XLVIII with Seattle during his second NFL season.

Chase Edmonds – Had 48 scrimmage yards (24 on four carries and 24 on four catches) in his NFL debut against the Redskins. Three-time consensus All-American at Fordham where he became the Patriot League all-time leader in rushing yards (5,862 – fifth in NCAA FCS history), all-purpose yards (7,374), rushing TDs (67) and total TDs (74).

David Johnson – Tied with WR Larry Fitzgerald for the most TDs by a Cardinal in his first four NFL seasons with 34. Earned a Pro Bowl invite and first-team All-Pro honors after setting single-season franchise records with 2,118 scrimmage yards and 20 TDs in 2016.

T.J. Logan – Cardinals 2017 fifth-round (179th overall) pick, Logan made his NFL debut with three kickoff returns for 49 yards in Week 2 against the Rams after missing his rookie season with a wrist injury. Had 4,926 all-purpose yards and 27 TDs in 49 games at North Carolina.

WIDE RECEIVERS

Larry Fitzgerald – His 11 Pro Bowl selections are the most by any player in franchise history and trail only Hall of Fame WR Jerry Rice (13) for the most by a receiver in NFL history. Has the NFL's second-most receptions (335) since 2015 and became the oldest player in league history to record more than 100 receptions in a season at age 34 last year. Franchise career leader in receptions (1,244), receiving yards (15,649), receiving TDs (110), total TDs (110), 100-yard receiving games (46) and consecutive games with a reception (213).

Christian Kirk – Returned a punt 44 yards in his NFL debut against the Redskins, marking the longest punt return by a Cardinals since Week 2 of the 2014 season (Ted Ginn – 71-yard punt return for a TD). Scottsdale native and Saguaro High School product was a two-time first-team All-SEC honoree at Texas A&M where he gained 4,838 all-purpose yards and 33 total TDs in 39 games (36 starts).

J.J. Nelson – Cardinals 2015 fifth-round pick has 74 receptions for 1,375 yards and 10 TDs in 43 games (13 starts), and his 18.6-yards-per-catch average during his career is the NFL's best since he entered the league (minimum 60 receptions).

Trent Sherfield – Signed with the Cardinals as a rookie free agent out of Vanderbilt where had 136 receptions for 1,869 yards and nine TDs in 48 games (27 starts). Finished his career ranked eighth in school history in both receptions and receiving yards.

Chad Williams – Cardinals third-round pick (98th overall) in the 2017 NFL Draft, has three receptions for 31 yards and two carries for 33 yards in eight games (two starts) for the Cardinals. Totaled 210 receptions for 3,062 yards and 28 TDs in 47 games (31 starts) at Grambling State.

TIGHT ENDS

Jermaine Gresham – Two-time Pro Bowl selection (2011-12) has started 107 of 119 games played with 368 receptions for 3,658 receiving yards and 29 TDs. Agreed to a four-year contract before the 2017 season.

Gabe Holmes – Has played four games (two starts) for the Cardinals after joining the team's practice squad last season. Signed with Oakland as a rookie free agent out of Purdue in 2015.

Ricky Seals-Jones – Became the third rookie TE in franchise history with at least three TD receptions – Robert Awalt (6 in 1987) and Doug Marsh (4 in 1980). Cousin is Pro Football Hall of Fame RB Eric Dickerson.

OFFENSIVE LINE

Blaine Clausell – Made his NFL debut in Week 2 against the Rams as an eligible receiver in specialty packages. Entered the league as a rookie free agent with Baltimore out of Mississippi State in 2015 and spent time with the Ravens, Patriots, Panthers and Redskins before joining the Cardinals.

Mason Cole – Cardinals 2018 third-round pick (97th overall) has started 106 consecutive games since his freshman year of high school. Became the first true freshman in Michigan's storied history to start a season-opener on the offensive line.

Korey Cunningham – Arizona's 2018 seventh-round pick (254th overall) out of Cincinnati. Recruited as a TE, switched to offensive line and appeared in 45 games for the Bearcats, starting 24 straight to end his college career.

D.J. Humphries – Arizona's 2015 first-round pick (24th overall) missed 11 games due to injury last season. Cardinals averaged 117.3 rushing yards in games he started and finished last year.

Mike Iupati – Was a Pro Bowl alternate in 2016 and earned four-consecutive Pro Bowl invites from 2012-15 before missing 15 games last season. Signed a five-year contract with Arizona before the 2015 season.

Daniel Munyer – Entered the NFL as a rookie free agent with the Chiefs in 2015 and bounced between Kansas City's active roster and practice squad before joining Arizona in 2016. Made his Cardinals debut last year against Dallas.

Justin Pugh – Signed a five-year deal with the Cardinals in March. The Syracuse product was drafted 19th overall by the Giants in 2013 and has started games at right tackle (36), left guard (26), right guard (two) and left tackle (one).

Andre Smith – Joined the Cardinals on a two-year deal after nine seasons with the Bengals (2009-15, '17) and Vikings (2016). Part of six playoff teams and three AFC North division titles with Cincinnati.

Jeremy Vujnovich – Started all 16 games at LG for the Colts last season and appeared in two games for Indianapolis in 2016 after entering the NFL as a rookie free agent with Green Bay out of Louisiana College in 2014.

John Wetzel – Former rookie free agent out of Boston College, has appeared in all 34 games for the Cardinals over the last three seasons (2016-18), including 20 starts at left tackle (nine), right tackle (nine) and right guard (two).

DEFENSIVE LINE

Markus Golden – Cardinals third-round pick (58th overall) out of Missouri in 2015, tied for third in the NFL with a team-leading 12.5 sacks in 2016. Suffered a season-ending knee injury in Week 4 last year and was inactive Week 1-2 this season.

Rodney Gunter – Fourth-round pick out of Delaware State has 77 tackles (44 solo), 3.5 sacks, one fumble recovery and a blocked FG in 50 games (15 starts) during his NFL career.

Chandler Jones – Two-time Pro Bowl selection (2015, '17) leads the NFL in both sacks (29.0) and tackles for loss (43) since 2016, according to league stats. Led the NFL with a single-season franchise-record 17.0 sacks last year.

Benson Mayowa – Idaho product entered the league as a rookie free agent with the Seahawks in 2013 and has played 59 games (13 starts) with Seattle (2013), Oakland (2014-15), Dallas (2016-17) and Arizona (2018). Had seven tackles and 2.0 sacks – both career highs – in Week 2 against the Rams.

Zach Moore – New England's 2014 sixth-round pick out of Concordia-St. Paul has six tackles, a half-sack, one fumble recovery and one forced fumble in 12 career games (one start). Joined the Cardinals from Carolina, where he spent the 2017 season.

Robert Nkemdiche – Selected in the first round (29th overall) of the 2016 NFL Draft and has played 19 games for the Cardinals. Has eight tackles, three for loss, a sack and four QB hits in two games this year.

Corey Peters – Signed a three-year extension to remain with the Cardinals through the 2020 season. Has 241 tackles, 12.0 sacks and one INT in 100 games (83 starts) for the Cardinals (2015-17) and Falcons (2010-14).

Olsen Pierre – Entered the NFL as a rookie free agent with the Bears in 2015, made the Cardinals 53-man roster out of training camp in 2016 and had 32 tackles and 5.5 sacks in 14 games last season.

Garrison Smith – Entered the league as a rookie free agent with Miami out of Georgia in 2014 and had practice squad stints with the Dolphins, Saints and 49ers in his first two seasons. Has 16 tackles in 12 career games (one start).

Jacques Smith – Has 42 tackles (30 solo), 13.5 sacks, four forced fumbles, four fumble recoveries and three passes defended in 33 games (18 starts) for Tampa Bay (2014-17), Detroit (2017) and Arizona (2018).

LINEBACKERS

Deone Bucannon – Cardinals 2014 first-round pick (27th overall), has 400 tackles, 6.0 sacks, two INTs (one returned for a TD), 14 passes defended, four fumble recoveries and six forced fumbles in 59 career games (51 starts).

Josh Byner – Seven-year veteran signed a three-year deal with Arizona after entering the league as a rookie free agent with the Ravens. Has played 80 games for Arizona (2017-18), Detroit (2014-16) and Baltimore (2011-13).

Dennis Gardeck – Signed as a rookie free agent after posting 345 tackles, 57.5 for loss, 32 sacks, nine forced fumbles, two fumble recoveries and one INT at West Virginia State (2014-16) and Sioux Falls (2017).

Gerald Hodges – Five-year NFL veteran who has played 67 games with Arizona (2018), New Orleans (2017), San Francisco (2015-16) and Minnesota (2013-15) after entering the league as the Vikings fourth-round pick in 2013.

Haason Reddick – Cardinals 2017 first-round pick (13th overall) played all 16 games (three starts) and had 39 tackles, five for loss, 2.5 sacks and two forced fumbles last year, leading the team with 10 tackles in Weeks 1 and 2 in 2017.

Zeke Turner – Signed with Arizona as a rookie free agent out of Washington where he collected 100 tackles, 3.5 tackles for loss, two INTs, a forced fumble and four passes defended in 38 games.

DEFENSIVE BACKS

Budda Baker – Arizona's 2017 second-round pick (36th overall) earned Pro Bowl and first-team All-Pro honors as a special teamer last season. Had 61 tackles, one sack, six passes defended and 16 special teams tackles in 2017.

Bene Benwikere – Has played 41 games (14 starts) for Carolina (2014-16), Dallas (2017) and Arizona (2018) after entering the league as the Panthers 2014 fifth-round pick. Cardinals Head Coach Steve Wilks was his position coach in Carolina.

Antoine Bethea – Three-time (2007, '09, '14) Pro Bowler and 12-year NFL veteran has appeared in 179 regular season games (170 starts) and started all 13 postseason contests he has played. Had a career-high five INTs in 2017.

Tre Boston – Set career highs with 79 tackles (61 solo), five INTs and nine passes defended in 16 games (15 starts) for the Chargers last season after starting his NFL career with the Panthers (2014-16).

Rudy Ford – Cardinals 2017 sixth-round pick (208th overall) has eight special teams tackles in 12 career games. Had 275 tackles, 1.5 sacks, 11.5 tackles for loss and five INTs in 52 games (34 starts) at Auburn.

Deatrick Nichols – Three-time All-American Athletic Conference selection at South Florida where he collected 175 tackles (136 solo), 11 INTs (third most in school history) and 24 passes defended in 50 games (39 starts).

Patrick Peterson – Fifth overall pick in the 2011 NFL Draft joined HOF RBs Jim Brown and Barry Sanders as only players with seven Pro Bowls before age 28. Faced the fewest targets (60) and allowed the fewest receptions (28) among CBs with 500+ snaps in 2017, according to Pro Football Focus.

Jamar Taylor – Has 204 tackles, three INTs and 27 passes defended in 65 games (40 starts) since entering the NFL as Miami's 2013 second-round pick (54th overall). Traded to the Browns as part of a draft-day trade in 2016 and dealt to the Cardinals in exchange for a 2020 sixth-round pick.

Brandon Williams – Cardinals 2016 third-round pick has 23 tackles, four passes defended and five special teams tackles in 31 games. Appeared on special teams in all 16 games during the 2017 season.

SPECIALISTS

Aaron Brewer – Has played 87 regular season games and eight postseason contests for the Cardinals (2016-17) and Broncos (2012-15). Signed a four-year contract with Arizona in March.

Phil Dawson – 20-year NFL veteran ranks 10th on the league's all-time scoring list with 1,817 points and tied for eighth in league history with 436 career FGs. Tied his career high with 32 FGs (second most in franchise history) during his first season with the Cardinals.

Andy Lee – Three-time Pro Bowl (2007, 2009 and 2011) and four-time All-Pro (2007, 2009, 2011 and 2012) selection ranks sixth in NFL history in career punting average (46.5). Set a Cardinals single-season franchise-record with a 47.3-yard punting average in 2017.

CARDINALS 2018 TRANSACTIONS

SEPTEMBER

- Sat., Sep. 8** Signed RB David Johnson to a contract extension through the 2021 season
- Mon, Sep. 3** Signed LB B.J. Bello, S Demetrious Cox and CB Chris Jones to the practice squad
- Sun., Sep. 2** Awarded waiver claims on OL Blaine Clausell (Carolina), DT Garrison Smith (Atlanta) and OL Jeremy Vujnovich (Indianapolis). Signed DE Zach Moore, waived/injured DE Vontarius Dora and S A.J. Howard, and released OL Evan Boehm and OL Will Holden. Re-signed OL Will House, DE Alec James, QB Charles Kanoff, RB Eljah Penny, DT Pasoni Tasini, WR Jalen Tolliver and TE Andrew Vollert to the practice squad.
- Sat., Sep. 1** Released WR Carlton Agudosi, OL Josh Allen, DT Siupeli Anau, RB Sherman Badie, TE Alec Bloom, WR Brice Butler, CB Chris Campbell, DE Cap Capi, S Travell Dixon, WR C.J. Duncan, OL Will House, DE Alec James, QB Charles Kanoff, WR Greg Little, K Matt McCrane, LB Airius Moore, CB Jonathan Moxey, DT Owen Obasuyi, LB Matthew Oplinger, OL Winston Painter, FB Eljah Penny, OL Greg Pyke, LB Edmond Robinson, CB Tim Scott, DT Pasoni Tasini, CB Tavierre Thomas, WR Jalen Tolliver, DT Tani Tupou, RB Darius Victor, TE Andrew Vollert, OL Brant Weiss, TE Bryce Williams, DT Nigel Williams, WR Corey Willis, LB Scooby Wright III. Activated LB Markus Golden (knee) and TE Jermaine Gresham (achilles) from PUP, placed DE Arthur Moats (knee) on injured reserve and reached an injury settlement with S Harlan Miller (knee)

AUGUST

- Tue., Aug. 28** Placed RB D.J. Foster (knee) on injured reserve and re-signed RB Darius Victor
- Fri., Aug. 24** Signed C.A.Q. Shipley to a one-year contract extension
- Wed., Aug. 22** Signed DT Tani Tupou and DT Nigel Williams and released TE Chris Bazile and WR Austin Wolf
- Wed., Aug. 15** Re-signed S Harlan Miller and waived/injured CB Lou Young III (hamstring)
- Tue., Aug. 14** Signed WR Austin Wolf and released WR Rashad Ross
- Mon., Aug. 13** Signed LB Gerald Hodges to a one-year contract and waived/injured LB Jeremy Cash
- Fri., Aug. 10** Signed CB Tim Scott
- Tue., Aug. 7** Placed C.A.Q. Shipley (knee) on injured reserve
- Thu., Aug. 2** Signed DE Cap Capi and waived/injured DE Bryson Albright

JULY

- Fri., July 27** Signed S Tre Boston and released DE Mubarak Djeri
- Thu., July 26** Signed DE Arthur Moats and DE Jacques Smith and waived/injured DE Praise Martin-Oguke
- Mon., July 23** Signed TE Chris Bazile and waived/non-football injury TE Beau Sandland. Placed CB Chris Campbell (ankle), DE Markus Golden (knee) and TE Jermaine Gresham (achilles) on active/PUP

JUNE

- Fri., June 15** Signed WR Greg Little and released LB Frank Ginda and WR Cobi Hamilton
- Thu., June 14** Signed P Andy Lee to a two-year contract extension
- Mon., June 11** Signed S Travell Dixon and waived/injured S Jonathan Owens (knee)

- Fri., June 1** Signed RB Sherman Badie and waived/left squad FB Austin Ramesh

MAY

- Thu., May 31** Signed OL Mason Cole (3rd round) to a four-year contract
- Thu., May 24** Signed WR Christian Kirk (2nd round) to a four-year contract
- Mon., May 21** Released CB Marcus Williams
- Sat., May 19** Agreed to a trade to acquire CB Jamar Taylor from the Cleveland Browns for a sixth-round pick in the 2020 NFL Draft
- Mon., May 14** Signed DT Siupeli Anau, WR C.J. Duncan, LB Airius Moore and OL Greg Pyke. Released CB Elijah Battle, LB Mike Needham, OL Austin Olsen and WR Jonah Trinnaman
- Fri., May 11** Signed RB Chase Edmonds (4th round), CB Chris Campbell (6th round) and OL Korey Cunningham (7th round) to four-year contracts
- Thu., May 10** Signed FB Derrick Coleman to a one-year contract and released RB Bronson Hill. Signed QB Josh Rosen (1st round) to a four-year contract with a team option for a fifth
- Wed., May 9** Released DT Peli Anau and S Harlan Miller
- Mon., May 7** Released QB Brandon Doughty and QB Alek Torgersen
- Tue., May 1** Released CB Jarell Carter, CB C.J. Goodwin, RB Darius Victor and LS Drew Williams. Waived/injured LB Gabe Martin (Achilles)

APRIL

- Mon., Apr. 30** Agreed to terms with 24 rookie free agents: CB Elijah Battle, TE Alec Bloom, LB Dennis Gardeck, LB Frank Ginda, OL Will House, S A.J. Howard, DE Alec James, QB Chad Kanoff, K Matt McCrane, LB Mike Needham, CB Deatrick Nichols, DE Owen Obasuyi, OL Austin Olsen, LB Matthew Oplinger, S Jonathan Owens, FB Austin Ramesh, WR Trent Sherfield, CB Tavierre Thomas, WR Jalen Tolliver, WR Jonah Trinnaman, S Zeke Turner, TE Andrew Vollert, OL Brant Weiss, WR Corey Willis
- Mon., Apr. 23** Signed DE Benson Mayowa to a one-year contract
- Thu., Apr. 19** Signed CB Marcus Williams to a one-year contract
- Mon., Apr. 16** Signed TE Beau Sandland to a one-year contract
- Thu., Apr. 12** Released OL Max Tuerk
- Wed., Apr. 11** Signed TE Bryce Williams to a one-year contract
- Thu., Apr. 5** Awarded QB Brandon Doughty (Miami) and QB Alek Torgersen (Detroit) off of waivers
- Tue., Apr. 3** CB C.J. Goodwin, RB Eljah Penny, DL Olsen Pierre and OL John Wetzel signed one-year contracts
- Mon., Apr. 2** Signed WR Brice Butler to a two-year contract

MARCH

- Wed., Mar. 28** Signed DL Mubarak Djeri to a one-year contract
- Fri., Mar. 23** Signed CB Bene Benwikere to a one-year contract and traded T Jared Veldheer to the Broncos for a sixth-round pick (#182) in the 2018 NFL Draft
- Thu., Mar. 22** Re-signed C Daniel Munyer to a one-year contract and awarded WR Cobi Hamilton (Houston) off of waivers
- Sat., Mar. 17** Signed OL Justin Pugh to a five-year contract

CARDINALS 2018 TRANSACTIONS

Fri., Mar. 16 Signed QB Sam Bradford to a three-year contract, OL Andre Smith to a two-year contract, QB Mike Glennon to a two-year contract, LB Josh Byrnes to a three-year contract and OL Winston Painter to a one-year contract. Awarded LB Jeremy Cash (Cleveland) off of waivers and released DL Josh Mauro

Wed., Mar. 14 Released S Tyrann Mathieu

Tue., Mar. 13 Extended a tender offer to restricted free agent DL Xavier Williams and released RB Adrian Peterson

Fri., Mar. 9 Extended tender offers to exclusive rights free agents CB C.J. Goodwin, RB Elijahha Penny, DL Olsen Pierre and OL John Wetzel

Wed., Mar. 7 Re-signed LS Aaron Brewer to a four-year contract

FEBRUARY

Wed., Feb. 14 Hired assistant coaches Chris Achuff (assistant defensive line), Ray Brown, (offensive line), Alonso Escalante (defensive quality control), Charlie Harbison (assistant defensive backs), Don Johnson (senior assistant/defensive line), Randall McCray (assistant special teams), David Merritt, Sr. (defensive backs), Jason Michael (tight ends), Troy Rothenbuhler (offensive quality control), Cameron Turner (offensive assistant) and Kirby Wilson (running backs). Terry Allen (Bill Bidwill Fellowship/RB's), Larry Foote (linebackers), Kevin Garver (wide receivers), Steve Heiden (assistant offensive line), Byron Leftwich (quarterbacks) and Buddy Morris (strength and conditioning) all return to the coaching staff.

Mon., Feb. 12 Signed GM Steve Keim to an extension that keeps him under contract through 2022. Signed CB Lou Young III to a one-year contract

JANUARY

Fri., Jan. 26 Hired Al Holcomb (defensive coordinator), Mike McCoy (offensive coordinator) and Jeff Rodgers (special teams coordinator)

Mon., Jan. 22 Hired Steve Wilks as head coach. Agreed to terms on a four-year contract with a team option for a fifth year

Fri., Jan. 19 Signed LB Praise Martin-Oguike to a future contract for the 2018 season

Tue., Jan. 2 QB Carson Palmer announced his retirement. Re-signed WR Carlton Agudosi, DL Peli Anau, CB Jarell Carter, LB Vontarius Dora, CB Jonathan Moxey, WR Rashad Ross, DL Pasoni Tasini and RB Darius Victor to future contracts for the 2018 season and signed OL Josh Allen and LS Drew Williams to future contracts for 2018.

Mon., Jan. 1 Head coach Bruce Arians announced his retirement

CARDINALS 2018 GAME SUMMARIES

GAME 1 // REDSKINS 24, CARDINALS 6 // SEPTEMBER 9, 2018 // STATE FARM STADIUM (61,613)

In week 1 of the regular season, Washington came to AZ and spoiled the Cardinals first game in recently renamed State Farm Stadium as well as the debut of first-year head coach Steve Wilks. Behind new QB Alex Smith and running backs Adrian Peterson and Chris Thompson, Washington's offense hummed while Arizona's had difficulty establishing a rhythm. It all added up to a 24-6 season opening home loss for the Cardinals.

In the late first quarter and into the second, the Redskins offense launched three consecutive lengthy TD drives (80, 73, and 92 yards) to take a 21-0 halftime lead. Those drives helped Washington achieve a 22:57 to 7:03 time of possession advantage in the in a first half that saw Arizona's offense possess it just three times and run only 14 plays. On the opening play of the 2nd quarter, Thompson caught a 13-yard pass from Smith that capped an 11-play, 80-yard drive that made it 7-0. Their next series saw them go 73 yards in 15 plays and ended with Peterson's 1-yard TD run that made it 14-0. With 0:08 remaining before intermission, Washington faced a 3rd-n-goal from the AZ 4 when Smith hit TE Jordan Reed with a TD pass that made it 21-0.

Neither team scored in the third quarter but early in the fourth, Dustin Hopkins' 31-yard FG made it 24-0. The next drive was Arizona's most efficient of the afternoon; on it, new Cards QB Sam Bradford was 8 for 8 passing for 42 yards and rookie RB Chase Edmonds added 20 yards on 3 carries. It ended when David Johnson ran it in from 2 yards out. It was the 34th TD in 34 games for Johnson who saw his first action since suffering a season-ending wrist injury in the 2017 opener. About 20 hours earlier the talented Johnson signed an extension that keeps him under contract with the Cardinals thru the end of the 2021 season.

Starting season #15 with the Cardinals, WR Larry Fitzgerald led all receivers with 7 catches for 76 yards. He also extended his streak of games with a reception to 212 games, #2 in NFL history behind only Jerry Rice (274). Another 15th year player out of Pitt also had an exceptional day for the Cardinals: punter Andy Lee repeatedly helped the Cardinals flip the field on Washington and averaged 52.6 yards (46.2 net) on his 5 punts, three of which landed inside the 20.

	1	2	3	4	OT	FINAL	FIELD GOAL BREAKDOWN
REDSKINS	0	21	0	3	--	24	D. Hopkins (31)
CARDINALS	0	0	0	6	--	6	--

TEAM	QTR.	TIME	SCORING PLAY	DRIVE	SCORE
Redskins	2	14:54	Thompson 13-yard pass from Smith (Hopkins kick)	11-80, 5:53	7-0
Redskins	2	4:10	Peterson 1-yard run (Hopkins kick)	15-73, 9:06	14-0
Redskins	2	0:08	Reed 4-yard pass from Smith (Hopkins kick)	10-92, 3:11	21-0
Redskins	4	12:13	Hopkins 31-yard FG	10-63, 4:42	24-0
Cardinals	4	5:47	Johnson 2-yard run (pass failed)	13-75, 6:26	24-6

STATISTICS

	WAS	AZ
First Downs	30	14
3rd Down Eff. (Pct)	6-13 (46)	1-8 (13)
Total Plays	75	51
Avg. Gain	5.7	4.2
Rushes-Yards	42-182	15-68
Net Passing Yards	247	145
Total Net Yards	429	213
Passing (A-C-I)	30-21-0	34-20-1
Sacked by Opp.	3-8	2-8
Punts-Average	4-46.5	5-52.6
Fumbles-Lost	3-1	1-1
Penalties	9-63	9-67
Time of Possession	38:08	21:52

Weather: Indoors

RUSHING

Redskin: Peterson 26-96, TD; Thompson 5-65; A. Smith 8-14; Kelley 3-7.
 CARDS: D. Johnson 9-37, TD; Edmonds 4-24; Bradford 2-7.

PASSING

Redskins: Smith 21-30, 255 yds, 2 TD, 0 INT.
 CARDS: Bradford 20-34, 153 yds, 0 TD, 1 INT.

RECEIVING

Redskins: Thompson 6-63, TD; Reed 4-48, TD; Richardson 4-22; Crowder 3-32; Peterson 2-70; Doctson 1-11; Davis 1-9.
 CARDS: Fitzgerald 7-76; D. Johnson 5-30; Edmonds 4-24; Seals-Jones 3-19; Kirk 1-4.

INTERCEPTIONS

Redskins: Dunbar 1-(-3).
 CARDS: None.

GAME 2 // CARDINALS 0, RAMS 34 // SEPTEMBER 16, 2018 // LOS ANGELES MEMORIAL COLISEUM (66,515)

In their first divisional match-up of the season, the Cards traveled to Los Angeles to take on the Rams at the Coliseum. On this day, it would be all LA qw the hosts excelled in all three phases to drop the Cards to 0-2. After a scoreless opening quarter, the Rams scored 34 unanswered en route to a decisive victory that improved their mark to 2-0. RB Todd Gurley ran for 3 TDs while QB Jared Goff was 24-32 for 354 yards passing. WR Brandin Cooks led the way with 7 catches for 159 receiving yards. Defensively the Rams allowed just 5 first downs and 137 total yards while keeping the Cardinals off the scoreboard.

In the first quarter, the Cardinals defense did an excellent job containing Gurley who rushed six times for minus-1 yard. However, Goff completed 8 of 9 passes for 100 yards to 4 different receivers and by the second play of the 2nd quarter, the Rams had advanced to the AZ11. On 2nd-n-1 from there Gurley took a handoff from Goff, bounced right, and outraced the Cardinals defenders to the pylon. Because veteran kicker Greg Zuerlein injured his groin in pre-game warm-ups, LA went for 2 and converted on a Gurley run that made it 8-0. After a Cards 3-n-out, the Rams moved 52 yards in 10 plays and faced a 3rd-n-goal from the 2. Goff had WR Cooper Kupp open in the end zone but DE Chandler Jones alertly got his hand up and knocked the pass down. Punter Johnny Hekker then came on to attempt his first career FG and knocked it thru to make it 11-0. Late in the 2nd quarter, AZ punted it back to the Rams and returner JoJo Natson took it 60 yards to the AZ32. On the last play of the opening half, Gurley punched it on 4th-n-goal from the 1; his run on the subsequent 2-point conversion made it 19-0 at intermission.

Up 19-0, the Rams opened the 2nd half with a 57-yard completion from Goff to Cooks down the deep middle on their first play from scrimmage which took it to the AZ 22. Three plays later on 3rd-n-9 from the 21, Goff was flushed out of the pocket and rolled to his right but his pass attempt was intercepted by CB Patrick Peterson at the 2 to halt the threat. It was the 22nd career INT for the all-pro Peterson, moving him into 8th in team history. AZ would pick up one first down before being forced to punt, after which the Rams would take over at their own 44. Five plays and 56 yards later, Gurley scored his 3rd TD of the day on a 1-yard run and Goff's pass to RB Malcom Brown on the 2-point try made it 27-0 with 3:39 remaining in the 3rd quarter. A Goff TD pass to TE Tyler Higbee with 3:17 remaining in the game provided the contest's final points.

	1	2	3	4	OT	FINAL	FIELD GOAL BREAKDOWN
CARDINALS	0	0	0	0	--	0	--
RAMS	0	19	8	7	--	34	J. Hekker (20)

TEAM	QTR.	TIME	SCORING PLAY	DRIVE	SCORE
Rams	2	14:29	Gurley 11-yard run (Gurley run)	4-59, 1:19	0-8
Rams	2	8:07	Hekker 20-yard FG	11-52, 4:45	0-11
Rams	2	0:00	Gurley 1-yard run (Gurley run)	8-32, 4:18	0-19
Rams	3	3:39	Gurley 2-yard run (Goff-Brown pass)	5-56, 2:10	0-27
Rams	4	3:17	Higbee 3-yard pass from Goff (Hekker kick)	7-25, 3:45	0-34

STATISTICS

	AZ	LAR
First Downs	5	24
3rd Down Eff. (Pct)	3-12 (25)	8-15 (53)
Total Plays	43	67
Avg. Gain	3.2	6.4
Rushes-Yards	15-54	33-90
Net Passing Yards	83	342
Total Net Yards	137	432
Passing (A-C-I)	27-17-1	2-24-1
Sacked by Opp.	1-7	2-12
Punts-Average	8-50.4	2-51.0
Fumbles-Lost	0-0	0-0
Penalties	9-47	5-49
Time of Possession	25:52	34:08

Weather: Sunny and warm, 86 degrees, humidity 35%, wind SW 2 mph.

RUSHING

CARDS: D. Johnson 13-48; Edmonds 1-5; Coleman 1-1.
 Rams: Brown 12-46; Gurley 19-42, 3 TD; Goff 2-2.

PASSING

CARDS: Bradford 17-27, 90 yds, 0 TD, 1 INT.
 Rams: Goff 24-32, 354 yds, 1 TD, 1 INT.

RECEIVING

CARDS: Edmonds 5-15; Cirk 4-27; Seals-Jones 4-17; Fitzgerald 3-28; D. Johnson 1-3.
 Rams: Cooks 7-159; Woods 6-81; Kupp 6-63; Gurley 3-31; Everett 1-17; Higbee 1-3, TD.

INTERCEPTIONS

CARDS: Peterson 1-0.
 Rams: Shields 1-22.

ARIZONA CARDINALS 2018 TEAM STATS

Won 0, Lost 2

9/9/2018 L 6-24 Washington Redskins
9/16/2018 L 0-34 at Los Angeles Rams

	Arizona	Opponent
Total First Downs	19	54
Rushing	8	18
Passing	10	27
Penalty	1	9
3rd Down: Made/Att	4/20	14/28
3rd Down Pct.	20.0%	50.0%
4th Down: Made/Att	1/2	2/4
4th Down Pct.	50.0%	50.0%
Possession Avg.	23:52	36:08
Total Net Yards	350	861
Avg. Per Game	175.0	430.5
Total Plays	94	142
Avg. Per Play	3.7	6.1
Net Yards Rushing	122	272
Avg. Per Game	61.0	136.0
Total Rushes	30	75
Net Yards Passing	228	589
Avg. Per Game	114.0	294.5
Sacked/Yards Lost	3/15	5/20
Gross Yards	243	609
Attempts/Completions	61/37	62/45
Completion Pct.	60.7%	72.6%
Had Intercepted	2	1
Punts/Average	13/51.2	6/48.0
Net Punting Avg.	38.5	37.3
Penalties/Yards	18/114	14/112
Fumbles/Ball Lost	1/1	3/1
Touchdowns	1	7
Rushing	1	4
Passing	0	3
Returns	0	0

Score By Periods	Q1	Q2	Q3	Q4	OT	Pts
Team	0	0	0	6	0	6
Opponents	0	40	8	10	0	58

Scoring	TD	Ru	Pa	Rt	PAT	FG	2Pt	Pts
D.Johnson	1	1	0	0	0/0	0/0	0	6
Team	1	1	0	0	0/0	0/0	0	6
Opponents	7	4	3	0	4/4	2/2	3	58

2-Pt. Conversions: Team 0/ 1, Opponents: 3/ 3

Sacks: B.Mayowa 2.0, C.Jones 1.0, R.Nkemdiche 1.0, P.Peterson 1.0
Team: 5.0, Opponents: 3.0

Rushing	No.	Yds	Avg	Long	TD
D.Johnson	22	85	3.9	11	1
C.Edmonds	5	29	5.8	9	0
S.Bradford	2	7	3.5	8	0
D.Coleman	1	1	1.0	1	0
Team	30	122	4.1	11	1
Opponents	75	272	3.6	19	4

Receiving	No.	Yds	Avg	Long	TD
L.Fitzgerald	10	104	10.4	27	0
C.Edmonds	9	39	4.3	8	0
R.Seals-Jones	7	36	5.1	8	0
D.Johnson	6	33	5.5	16	0
C.Kirk	5	31	6.2	11	0
C.Williams	0	0	0	0	0
J.Nelson	0	0	0	0	0
Team	37	243	6.6	27	0
Opponents	45	609	13.5	57	3

Interceptions	No.	Yds	Avg	Long	TD
P.Peterson	1	0	0.0	0	0
Team	1	0	0.0	0	0
Opponents	2	19	9.5	22	0

Punting	No	Yds	Avg	Net	TB	In	Lg	B
A.Lee	13	666	51.2	38.5	1	4	60	0
Team	13	666	51.2	38.5	1	4	60	0
Opponents	6	288	48.0	37.3	1	3	60	0

Punt Returns	Ret	FC	Yds	Avg	Long	TD
C.Kirk	2	2	44	22.0	44	0
Team	2	2	44	22.0	44	0
Opponents	8	3	145	18.1	60	0

Kickoff Returns	No.	Yds	Avg	Long	TD
T.Logan	3	49	16.3	19	0
Team	3	49	16.3	19	0
Opponents	3	46	15.3	24	0

Field Goals	1-19	20-29	30-39	40-49	50+
Team	0/ 0	0/ 0	0/ 0	0/ 0	0/ 0
Opponents	0/ 0	1/ 1	1/ 1	0/ 0	0/ 0

Fumbles Lost: S.Bradford 1 **Total: 1**

Opponent Fumble Recoveries: T.Boston 1 **Total: 1**

Passing	Att	Cmp	Yds	Cmp%	Yds/Att	TD	TD%	Int	Int%	Long	Sack	Lost	Rating
S.Bradford	61	37	243	60.7%	4.0	0	0.0%	2	3.3%	27	3/	15	55.6
Team	61	37	243	60.7%	4.0	0	0.0%	2	3.3%	27	3/	15	55.6
Opponents	62	45	609	72.6%	9.8	3	4.8%	1	1.6%	57	5/	20	112.9

ARIZONA CARDINALS 2018 DEFENSIVE STATS

(BASED ON COACHES FILM REVIEW)

Name	TT	UT	AT	TFL	Sacks/Yds	INT	PD	FF	FR	QB QB			SPECIAL TEAMS					
										PRS	HITS		TT	UT	AT	FF	FR	BP/K
Antoine Bethea	21	18	3	1	-	-	-	-	-	1	-		-	-	-	-	-	-
Budda Baker	16	13	3	-	-	-	-	-	-	1	-		-	-	-	-	-	-
Josh Bynes	13	8	5	-	-	-	-	-	-	1	1		-	-	-	-	-	-
Tre Boston	13	12	1	-	-	-	1	1	1	1	1		-	-	-	-	-	-
Benson Mayowa	12	9	3	6	2/12	-	-	-	-	3	6		-	-	-	-	-	-
Corey Peters	9	6	3	1	-	-	-	-	-	1	-		-	-	-	-	-	-
Deone Bucannon	8	8	-	-	-	-	1	-	-	3	1		-	-	-	-	-	-
Robert Nkemdiche	8	6	2	3	1/1	-	-	-	-	1	4		-	-	-	-	-	-
Patrick Peterson	8	8	-	1	1/0	1	-	-	-	-	-		-	-	-	-	-	-
Jamar Taylor	7	6	1	-	-	-	-	-	-	-	-		-	-	-	-	-	-
Gerald Hodges	7	6	1	-	-	-	-	-	-	-	-		2	1	1	-	-	-
Chandler Jones	5	3	2	1	1/7	-	1	1	-	1	3		-	-	-	-	-	-
Haason Reddick	4	3	1	1	-	-	-	-	-	-	-		-	-	-	-	-	-
Zach Moore	3	1	2	-	-	-	-	-	-	-	-		-	-	-	-	-	-
Garrison Smith	2	2	-	1	-	-	-	-	-	-	-		-	-	-	-	-	-
Jacquies Smith	2	1	1	-	-	-	-	-	-	-	1		-	-	-	-	-	-
Bene Benwikere	2	2	-	-	-	-	-	-	-	-	-		2	2	-	-	-	-
Rudy Ford	1	1	-	-	-	-	-	-	-	-	-		3	2	1	-	-	-
Rodney Gunter	1	1	-	-	-	-	-	-	-	-	1		-	-	-	-	-	-
Zeke Turner	-	-	-	-	-	-	-	-	-	-	-		5	4	1	-	-	-
Andy Lee	-	-	-	-	-	-	-	-	-	-	-		1	1	-	-	-	-
Dennis Gardeck	-	-	-	-	-	-	-	-	-	-	-		1	1	-	-	-	-
Derrick Coleman	-	-	-	-	-	-	-	-	-	-	-		1	1	-	-	-	-

2018 ARIZONA CARDINALS REGULAR SEASON GAME-BY-GAME OFFENSIVE STATS

	9/9 vs. Was	9/16 @ LAR	9/23 vs. Chi	9/30 vs. Sea	10/7 @ SF	10/14 @ Min	10/18 vs. Den	10/28 vs. SF	11/11 @ KC	11/18 vs. Oak	11/25 @ LAC	12/2 @ GB	12/9 vs. Det	12/16 @ Atl	12/23 vs. LAR	12/30 @ Sea	Totals
Points	6	0															6
1st Qtr	0	0															0
2nd Qtr	0	0															0
3rd Qtr	0	0															0
4th Qtr	6	0															6
Overtime	0	0															0
TDs (Ru-P-Ret)	1-0-0	0-0-0															1-0-0
PATs (M/A)	0-0	0-0															0-0
2PT Convs (M/A)	0-1	0-0															0-1
FGs (M/A)	0-0	0-0															0-0
Safeties	0	0															0
First Downs	14	5															19
Rushing	7	1															8
Passing	6	4															10
Penalty	1	0															1
3rd Down Conv (M/A)	1-8	3-12															4-20
3rd Down Conv Pct	12.5%	25.0%															20.0%
4th Down Conv (M/A)	0-1	1-1															1-2
4th Down Conv Pct	0.0%	100.0%															50.0%
Red Zone Conv (M/A)	1-2	0-0															1-2
Red Zone Conv Pct	50.0%	0.0%															50.0%
Goal to Go Conv (M/A)	1-2	0-0															1-2
Goal to Go Conv Pct	50.0%	0.0%															50.0%
Total Net Yards	213	137															350
Total Off. Plays	51	43															94
Avg. Gain Per Play	4.2	3.2															3.7
Net Yards Rushing	68	54															122
Total Rushing Plays	15	15															30
Avg. Gain Per Rush	4.5	3.6															4.1
Net Yards Passing	145	83															228
Times Sacked	2	1															3
Yards Lost on Sacks	8	7															15
Gross Yards Passing	153	90															243
Pass Attempts	34	27															61
Pass Completions	20	17															37
Completion Pct	58.8%	63.0%															60.7%
Avg. Gain Per Pass	4.0	3.0															3.6
Interceptions	1	1															2
Fumbles / Fum. Lost	1-1	0-0															1-1
Penalties	9	9															18
Penalty Yards	67	47															114
Punts	5	8															13
Gross Punting Average	52.6	50.4															51.2
Touchbacks	1	0															1
Inside20	3	1															4
Punts Blocked	0	0															0
Net Punting Average	46.2	33.8															38.5
Punt Returns	2	0															2
Punt Return Yards	44	0															44
Punt Return Avg.	22.0	0.0															22.0
Fair Catches	2	0															2
Kickoff Returns	0	3															3
Kickoff Return Yards	0	49															49
Kickoff Return Avg.	0.0	16.3															16.3
Time of Possession	21:52	25:52															23:52
Kickoffs-EZ-TB	2-1-0	1-1-0															3-2-0

2018 ARIZONA CARDINALS REGULAR SEASON GAME-BY-GAME DEFENSIVE STATS

	9/9 vs. Was	9/16 @ LAR	9/23 vs. Chi	9/30 vs. Sea	10/7 @ SF	10/14 @ Min	10/18 vs. Den	10/28 vs. SF	11/11 @ KC	11/18 vs. Oak	11/25 @ LAC	12/2 @ GB	12/9 vs. Det	12/16 @ Atl	12/23 vs. LAR	12/30 @ Sea	Totals
Points	24	34															6
1st Qtr	0	0															0
2nd Qtr	21	19															0
3rd Qtr	0	8															0
4th Qtr	3	7															6
Overtime	0	0															0
TDs (Ru-P-Ret)	1-2-0	3-1-0															1-0-0
PATs (M/A)	3-3	1-1															0-0
2PT Convs (M/A)	0-0	3-3															0-1
FGs (M/A)	1-1	1-1															0-0
Safeties	0	0															0
First Downs	30	24															19
Rushing	10	8															8
Passing	13	14															10
Penalty	7	2															1
3rd Down Conv (M/A)	6-13	8-15															4-20
3rd Down Conv Pct	46.2%	53.3%															20.0%
4th Down Conv (M/A)	1-1	1-3															1-2
4th Down Conv Pct	100.0%	33.3%															50.0%
Red Zone Conv (M/A)	3-4	4-6															1-2
Red Zone Conv Pct	75.0%	66.7%															50.0%
Goal to Go Conv (M/A)	1-1	2-3															1-2
Goal to Go Conv Pct	100.0%	66.7%															50.0%
Total Net Yards	429	432															350
Total Off. Plays	75	67															94
Avg. Gain Per Play	5.7	6.4															3.7
Net Yards Rushing	182	90															122
Total Rushing Plays	42	33															30
Avg. Gain Per Rush	4.3	2.7															4.1
Net Yards Passing	247	342															228
Times Sacked	3	2															3
Yards Lost on Sacks	8	12															15
Gross Yards Passing	255	354															243
Pass Attempts	30	32															61
Pass Completions	21	24															37
Completion Pct	70.0%	75.0%															60.7%
Avg. Gain Per Pass	7.5	10.1															3.6
Interceptions	0	1															2
Fumbles / Fum. Lost	3-1	0-0															1-1
Penalties	9	5															18
Penalty Yards	63	49															114
Punts	4	2															13
Gross Punting Average	46.5	51.0															51.2
Touchbacks	0	1															1
Inside20	2	1															4
Punts Blocked	0	0															0
Net Punting Average	35.5	41.0															38.5
Punt Returns	2	6															2
Punt Return Yards	12	133															44
Punt Return Avg.	6.0	22.2															22.0
Fair Catches	2	1															2
Kickoff Returns	2	1															3
Kickoff Return Yards	24	22															49
Kickoff Return Avg.	12.0	22.0															16.3
Time of Possession	38:08	34:08															23:52
Kickoffs-EZ-TB	5-5-5	5-2-2															10-7-7

THE LAST TIME // REGULAR SEASON

RUSHING

200 Yards Rushing

By Cardinals: 228, Beanie Wells at St. Louis, Nov. 27, 2011 (27 att., TD)
By Opponent: 228, Clinton Portis at Denver, Dec. 29, 2002 (24 att., 2 TD)

150 Yards Rushing

By Cardinals: 159, Adrian Peterson at San Francisco, Nov. 5, 2017 (37 att., 0 TDs)
By Opponent: 153, Adrian Peterson at Minnesota, Oct. 21, 2012 (23 att., 1 TD)

100 Yards Rushing

By Cardinals: 159, Adrian Peterson at San Francisco, Nov. 5, 2017 (37 att., 0 TDs)
By Opponent: 106, Todd Gurley at LA Rams (London), Oct. 22, 2017 (11 att., 1 TD)

Two 100-Yard Rushers

By Cardinals: 126 yards, Ottis Anderson/102 yards, Wayne Morris at New Orleans, Oct. 5, 1980
By Opponent: 128 yards, Marshawn Lynch/108 yards, Robert Turbin at Seattle, Dec. 9, 2012

Three Rushing Touchdowns

By Cardinals: David Johnson at Seattle, Dec. 24, 2016 (2, 1, 1 yard)
By Opponent: Todd Gurley at LA Rams, Sept. 16, 2018 (11, 1, 2 yards)

Two Rushing Touchdowns

By Cardinals: Adrian Peterson vs. Tampa Bay, Oct. 15, 2017 (27, 1 yards)
By Opponent: Todd Gurley (3) at LA Rams, Sept. 16, 2018 (11, 1, 2 yards)

PASSING

500 Yards Passing

By Cardinals: 522, Boomer Esiason at Washington, Nov. 10, 1996-OT (35 comp., 59 att.)
By Opponent: Never happened

400 Yards Passing

By Cardinals: 421, Carson Palmer at Pittsburgh, Oct. 18, 2015 (29 comp., 45 att.)
By Opponent: 411, Nick Foles vs. Philadelphia, Oct. 26, 2014 (36 comp., 62 att.)

300 Yards Passing

By Cardinals: 357, Carson Palmer vs. San Francisco, Oct. 1, 2017 (33 comp., 51 att.)
By Opponent: 354, Jared Goff at LA Rams, Sept. 16, 2018 (24 comp., 32 att.)

Six Touchdown Passes

By Cardinals: Charley Johnson vs. New Orleans, Nov. 2, 1969 (32, 14, 28, 31, 26, 14 yards)
By Opponent: Brett Favre at NY Jets, Sept. 28, 2008 (12, 34, 2, 17, 40, 24 yards)

Five Touchdown Passes

By Cardinals: Kurt Warner at Chicago, Nov. 8, 2009 (11, 6, 17, 15, 4 yards)
By Opponent: Brett Favre (6) at NY Jets, Sept. 28, 2008 (12, 34, 2, 17, 40, 24 yards)

Four Touchdown Passes

By Cardinals: Carson Palmer vs. Cincinnati, Nov. 22, 2015 (18, 64, 18, 16 yards)
By Opponent: Carson Wentz at Philadelphia, Oct. 8, 2017 (15, 11, 59, 72 yards)

Three Touchdown Passes

By Cardinals: Blaine Gabbert at Houston, Nov. 19, 2017 (20, 11, 28 yards)
By Opponent: Ryan Fitzpatrick vs. Tampa Bay, Oct. 15, 2017 (4, 10, 37 yards)

RECEIVING

200 Yards Receiving

By Cardinals: 217, Anquan Boldin at Detroit, Sept. 7, 2003 (10 receptions, 2 TDs)
By Opponent: 226, Demaryius Thomas at Denver, Oct. 5, 2014 (8 rec., 2 TDs)

150 Yards Receiving

By Cardinals: 196, John Brown at Pittsburgh, Oct. 18, 2015 (10 rec.)
By Opponent: 159, Brandin Cooks at LA Rams, Sept. 16, 2018 (7 rec.)

100 Yards Receiving

By Cardinals: 119, Larry Fitzgerald vs. NY Giants, Dec. 24, 2017 (9 rec.)
By Opponent: 159, Brandin Cooks at LA Rams, Sept. 16, 2018 (7 rec.)

Two 100-Yard Receivers

By Cardinals: 133, Larry Fitzgerald (12 rec.), 101, Michael Floyd (5 rec.) vs. San Francisco, Nov. 13, 2016
By Opponent: 139, Luke Willson (3 rec., 2 TD), 113, Doug Baldwin (7 rec.), vs. Seattle, Dec. 21, 2014

Four Receiving Touchdowns

By Cardinals: Roy Green vs. Seattle, Nov. 13, 1983 (15, 23, 7, 63 yards)
By Opponent: Earnest Gray vs. NY Giants, Sept. 7, 1980 (10, 37, 42, 20 yards)

Three Receiving Touchdowns

By Cardinals: Larry Fitzgerald at Chicago, Sept. 20, 2015 (8, 28, 9 yards)
By Opponent: Greg Olsen at Chicago, Nov. 8, 2009 (33, 3, 20 yards)

Two Receiving Touchdowns

By Cardinals: Ricky Seals-Jones at Houston, Nov. 19, 2017 (11, 28 yards)
By Opponent: Doug Baldwin at Seattle, Dec. 31, 2017 (18, 29 yards)

10 or More Receptions in a Game

By Cardinals: Larry Fitzgerald (10 for 98 yards) vs. LA Rams, Dec. 3, 2017
By Opponent: Golden Tate (10 for 107 yards) at Detroit, Sept. 10, 2017

COMBOS

100-Yard Rusher/100-Yard Receiver

By Cardinals: Adrian Peterson, 134 rushing yards/Larry Fitzgerald, 138 receiving yards vs. Tampa Bay, Oct. 15, 2017
By Opponent: Marshawn Lynch, 113 rushing yards/Luke Willson, 139 receiving yards/Doug Baldwin, 113 receiving yards vs. Seattle, Dec. 21, 2014

100-Yard Rusher/Two 100-Yard Receivers

By Cardinals: Johnny Johnson, 103 rushing yards/Ernie Jones, 117 receiving yards/Roy Green, 120 receiving yards vs. Green Bay, Nov. 18, 1990
By Opponent: Marshawn Lynch, 113 rushing yards/Luke Willson, 139 receiving yards/Doug Baldwin, 113 receiving yards vs. Seattle, Dec. 21, 2014

100-Yard Rusher/100-Yard Receiver/300-Yard Passer

By Cardinals: Chris Johnson, 109 rushing yards/Michael Floyd, 106 receiving yards/Carson Palmer 374 passing yards at Cleveland, Nov. 1, 2015
By Opponent: Marshawn Lynch, 113 rushing yards/Luke Willson, 139 receiving yards/Doug Baldwin, 113 receiving yards/Russell Wilson, 339 passing yards vs. Seattle, Dec. 21, 2014

Two 100-Yard Receivers/300-Yard Passer

By Cardinals: Larry Fitzgerald, 133; Michael Floyd, 101; Carson Palmer, 376, vs. San Francisco, Nov. 13, 2016
By Opponent: Luke Willson, 139; Doug Baldwin, 113; Russell Wilson, 339, vs. Seattle, Dec. 21, 2014

SCORING

Four Total Touchdowns

By Cardinals: Ronald Moore vs. LA Rams, Dec. 5, 1993 (4 rush)
By Opponent: Brian Westbrook at Philadelphia, Nov. 27, 2008 (2 rush, 2 rec.)

Three Total Touchdowns

By Cardinals: David Johnson at Seattle, Dec. 24, 2016 (3 rush)
By Opponent: Todd Gurley at LA Rams, Sept. 16, 2018 (3 rush)

Two-Point Conversion

By Cardinals: Larry Fitzgerald reception vs. Jacksonville, Nov. 26, 2017
By Opponent: Malcolm Brown reception at LA Rams, Sept. 16, 2018

Safety

By Cardinals: Calais Campbell sacked Blaine Gabbert in end zone at San Francisco, Oct. 6, 2016
By Opponent: Kam Chancellor tackled Adrian Peterson in end zone vs. Seattle, Nov. 9, 2017

KICKING

Six Field Goals

By Cardinals: Neil Rackers vs. San Francisco, Oct. 2, 2005 (40, 45, 48, 23, 43, 24 yards)
By Opponent: Never happened

Five Field Goals

By Cardinals: Phil Dawson at Washington, Dec. 17, 2017 (40, 35, 19, 34, 32 yards)
By Opponent: Robbie Gould vs. San Francisco, Oct. 1, 2017 (49, 39, 47, 48, 23 yards)

Four Field Goals

By Cardinals: Phil Dawson at Seattle, Dec. 31, 2017 (49, 46, 53, 42 yards)
By Opponent: Greg Zuerlein vs. LA Rams, Dec. 3, 2017 (56, 20, 24, 41 yards)

Three Field Goals

By Cardinals: Phil Dawson (4) at Seattle, Dec. 31, 2017 (49, 46, 53, 42 yards)
By Opponent: Greg Zuerlein (4) vs. LA Rams, Dec. 3, 2017 (56, 20, 24, 41 yards)

Missed Point-After-Touchdown

By Cardinals: Phil Dawson vs. NY Giants, Dec. 24, 2017 (wide right)
By Opponent: Greg Zuerlein vs. LA Rams, Dec. 3, 2017 (wide left)

THE LAST TIME // REGULAR SEASON

Blocked Punt

By Cardinals: Quentin Groves at New England, Sept. 16, 2012 (Zoltan Mesko punt)
By Opponent: Chase Reynolds at LA Rams, Jan. 1, 2017 (Matt Wile punt)

Blocked Punt Return For Touchdown

By Cardinals: Monty Beisel (Sean Morey block) vs. Dallas, Oct. 12, 2008, three yards (Mat McBriar punt)
By Opponent: DeDe Dorsey (DeDe Dorsey block) at Cincinnati, Nov. 18, 2007, 19 yards (Mike Barr punt)

Blocked Field Goal Attempt

By Cardinals: Rodney Gunter at Seattle, Dec. 24, 2016 (Steven Hauschka 45-yard attempt)
By Opponent: Michael Brockers vs. LA Rams, Dec. 3, 2017 (Phil Dawson 45-yard attempt)

Blocked Field Goal Attempt For Touchdown

By Cardinals: Justin Bethel (Adrian Wilson block) vs. Chicago, Dec. 23, 2012, 82 yards (Olindo Mare kick)
By Opponent: Mike Bass (Verlon Biggs block) at Washington, Sept. 24, 1972, 32 yards (Jim Bakken kick)

RETURNS

Punt Return For Touchdown

By Cardinals: Ted Ginn, Jr. at NY Giants, Sept. 14, 2014, 71 yards (Steve Weatherford punt)
By Opponent: Nick Miller at St. Louis, Nov. 27, 2011, 88 yards (Dave Zastudil punt)

Kickoff Return For Touchdown

By Cardinals: David Johnson at Chicago, Sept. 20, 2015, 108 yards (Robbie Gould kickoff)
By Opponent: Tyler Lockett at Seattle, Dec. 31, 2017, 99 yards (Phil Dawson kickoff)

Interception Return For Touchdown

By Cardinals: Justin Bethel at Detroit, Sept. 10, 2017 (82 yards, Matthew Stafford pass)
By Opponent: Alec Ogletree vs. LA Rams, Dec. 3, 2017 (41 yards, Blaine Gabbert pass)

Fumble Return For Touchdown

By Cardinals: Robert Nkemdiche vs. NY Giants, Dec. 24, 2017, 21 yards (Eli Manning fumble)
By Opponent: Calais Campbell vs. Jacksonville, Nov. 26, 2017, 10 yards (Blaine Gabbert fumble)

DEFENSE

Four Interceptions

By Cardinals: Kwamie Lassiter vs. San Diego, Dec. 27, 1998
By Opponent: Never happened

Three Interceptions

By Cardinals: Antrel Rolle at Cincinnati, Nov. 18, 2007
By Opponent: Marcus Trufant at Seattle, Dec. 9, 2007

Two Interceptions

By Cardinals: Antoine Bethea vs. NY Giants, Dec. 24, 2017
By Opponent: Ross Cockrell vs. NY Giants, Dec. 24, 2017

Two Interceptions By Teammates

By Cardinals: At Washington, Oct. 16, 1994 (Aeneas Williams and James Williams)
By Opponent: At Seattle, Dec. 9, 2012 (Richard Sherman and Bobby Wagner)

Four Quarterback Sacks

By Cardinals: Bertrand Berry vs. NY Giants, Nov. 14, 2004
By Opponent: Cameron Wake (4.5) vs. Miami, Sept. 30, 2012

Three Quarterback Sacks

By Cardinals: Dwight Freeney vs. Green Bay, Dec. 27, 2015
By Opponent: Demarcus Lawrence vs. Dallas, Sept. 25, 2017

Two QB Sacks By Teammates

By Cardinals: at San Francisco, Oct. 6, 2016 (Markus Golden 2.0, Calais Campbell 2.0)
By Opponent: vs. LA Rams, Dec. 3, 2017 (Aaron Donald 2.0, Ethan Westbrooks 2.0)

Two Opponent Fumble Recoveries

By Cardinals: Jeraud Powers vs. Green Bay, Dec. 27, 2015
By Opponent: J.J. Watt vs. Houston, Nov. 10, 2013

TEAM SCORING

50 Points Scored By Team

By Cardinals: St. Louis 56 at Minnesota 14, Oct. 6, 1963
By Opponent: At Seattle 58, Arizona 0, Dec. 9, 2012

40 Points Scored

By Cardinals: Arizona 44, at LA Rams 6, Jan. 1, 2017
By Opponent: New Orleans 48, at Arizona 41, Dec. 18, 2016

20 First-Quarter Points

By Cardinals: 21 vs. San Francisco, Sept. 10, 2006
By Opponent: 21 at Philadelphia, Oct. 8, 2017

20 Second-Quarter Points

By Cardinals: 24 vs. Tampa Bay, Sept. 18, 2016
By Opponent: 21 vs. Washington, Sept. 9, 2018

20 Third-Quarter Points

By Cardinals: 21 vs. Green Bay, Dec. 27, 2015
By Opponent: 21 at San Francisco, Jan. 2, 2011

20 Fourth-Quarter Points

By Cardinals: 20 at Seattle, Dec. 24, 2016
By Opponent: 27 vs. Tampa Bay, Oct. 15, 2017

30 One-Half Points

By Cardinals: 31 in first half vs. San Francisco, Sept. 27, 2015
By Opponent: 33 in second half vs. Tampa Bay, Oct. 15, 2017

Score Touchdown In Each Quarter

By Cardinals: vs. Tampa Bay, Oct. 15, 2017 (14, 10, 7, 7 points)
By Opponent: at Atlanta, Nov. 27, 2016 (7, 10, 7, 14 points)

OFFENSE

500 Yards Total Offense

By Cardinals: 524 at St. Louis, Dec. 6, 2015
By Opponent: 596 vs. Seattle, Dec. 21, 2014

No Sacks/No Interceptions Allowed

By Cardinals: vs. NY Jets, Oct. 17, 2016
By Opponent: at Kansas City, Nov. 21, 2010

DEFENSE

Shutout

By Cardinals: Arizona 23, vs. NY Giants 0, Dec. 24, 2017 (State Farm Stadium)
By Opponent: Arizona 0, at LA Rams 34, Sept. 16, 2018 (Los Angeles Memorial Coliseum)

Shutout At Home

By Cardinals: Arizona 23, vs. NY Giants 0, Dec. 24, 2017 (State Farm Stadium)
By Opponent: Arizona 0, vs. Seattle 38, Sept. 14, 2003 (Sun Devil Stadium)

Shutout On The Road

By Cardinals: Arizona 38, at Dallas 0, Nov. 16, 1970 (Cotton Bowl)
By Opponent: Arizona 0, at LA Rams 34, Sept. 16, 2018 (Los Angeles Memorial Coliseum)

MISCELLANEOUS

Overtime Win At Home

By Cardinals: Oct. 1, 2017 vs. San Francisco, 18-15 (State Farm Stadium)
By Opponent: Oct. 14, 2012 vs. Buffalo, 19-16 (State Farm Stadium)

Overtime Win On The Road

By Cardinals: Sept. 17, 2017 at Indianapolis, 16-13 (Lucas Oil Stadium)
By Opponent: Nov. 7, 2010 at Minnesota, 27-24 (Metrodome)

10 Or More Penalties

By Cardinals: 10, vs. Jacksonville, Nov. 26, 2017 (98 yards)
By Opponent: 10, vs. NY Giants, Dec. 24, 2017 (101 yards)

Tie Game

By Cardinals: Oct. 23, 2016 vs. Seattle, 6-6

Over 40:00 Time of Possession (Non-OT)

By Cardinals: 42:50 at Seattle, Oct. 18, 2009
By Opponent: 44:16 at San Francisco, Nov. 20, 2011

ARIZONA CARDINALS 2018 PARTICIPATION

No.	Player	Washington 1	at LA Rams 2	Chicago 3	Seattle 4	at San Francisco 5	at Minnesota 6	Denver 7	San Francisco 8	at Kansas City 9	Oakland 10	at LA Chargers 11	at Green Bay 12	Detroit 13	at Atlanta 14	LA Rams 15	at Seattle 16	GP/GS/DNP/IA Total
36	Baker, Budda	SS	SS															2-2-0-0
58	Bello, B.J.	PS	PS															N/A
23	Benwikere, Bené	P	P															2-0-0-0
41	Bethea, Antoine	FS	FS															2-2-0-0
33	Boston, Tre	S	S															2-2-0-0
9	Bradford, Sam	QB	QB															2-2-0-0
46	Brewer, Aaron	P	P															2-0-0-0
20	Bucannon, Deone	WLB	P															2-1-0-0
57	Bynes, Josh	MLB	MLB															2-2-0-0
52	Cash, Jeremy	IR	IR															N/A
75	Clausell, Blaine	DNP	P															1-0-1-0
64	Cole, Mason	C	C															2-2-0-0
32	Coleman, Derrick	FB	P															2-1-0-0
27	Cox, Demetrious	PS	PS															N/A
79	Cunningham, Korey	IA	IA															0-0-0-2
4	Dawson, Phil	P	P															2-0-0-0
29	Edmonds, Chase	P	P															2-0-0-0
11	Fitzgerald, Larry	WR	WR															2-2-0-0
30	Ford, Rudy	P	P															2-0-0-0
37	Foster, D.J.	IR	IR															N/A
92	Gardeck, Dennis	P	P															2-0-0-0
7	Glennon, Mike	IA	IA															0-0-0-2
44	Golden, Markus	IAJ	IAJ															0-0-0-2
84	Gresham, Jermaine	IAJ	IAJ															0-0-0-2
95	Gunter, Rodney	P	P															2-0-0-0
51	Hodges, Gerald	P	SLB															2-1-0-0
85	Holmes, Gabe	TE	TE															2-2-0-0
60	House, Will	PS	PS															N/A
74	Humphries, D.J.	LT	LT															2-2-0-0
76	Iupati, Mike	LG	LG															2-2-0-0
94	James, Alec	PS	PS															N/A
31	Johnson, David	RB	RB															2-2-0-0
55	Jones, Chandler	DE	DE															2-2-0-0
25	Jones, Chris	PS	PS															N/A
6	Kanoff, Charles	PS	PS															N/A
13	Kirk, Christian	P	P															2-0-0-0
2	Lee, Andy	P	P															2-0-0-0
22	Logan, T.J.	IAJ	P															1-0-0-1
50	Martin, Gabe	IR	IR															N/A
91	Mayowa, Benson	DE	DE															2-2-0-0
93	Moats, Arthur	IR	IR															N/A
56	Moore, Zach	P	P															2-0-0-0
62	Munyer, Daniel	DNP	DNP															0-0-2-0
14	Nelson, J.J.	P	P															2-0-0-0
39	Nichols, Deatrick	IA	P															1-0-0-1
90	Nkemdiche, Robert	DT	DT															2-2-0-0
42	Owens, Jonathan	IR	IR															N/A
35	Penny, Elijah	PS	PS															N/A
98	Peters, Corey	DT	DT															2-2-0-0
21	Peterson, Patrick	CB	CB															2-2-0-0
72	Pierre, Olsen	P	IAJ															1-0-0-1
67	Pugh, Justin	RG	RG															2-2-0-0
43	Reddick, Haason	P	P															2-0-0-0
3	Rosen, Josh	DNP	DNP															0-0-2-0
86	Seals-Jones, Ricky	TE	TE															2-2-0-0
16	Sherfield, Trent	P	IA															1-0-0-1
53	Shipley, A.Q.	IR	IR															N/A
71	Smith, Andre	RT	IAJ															1-1-0-1
97	Smith, Garrison	P	P															2-0-0-0
96	Smith, Jacquies	P	P															2-0-0-0
65	Tasini, Pasoni	PS	PS															N/A
28	Taylor, Jamar	CB	CB															2-2-0-0
17	Tolliver, Jalen	PS	PS															N/A
47	Turner, Zeke	P	P															2-0-0-0
89	Vollert, Andrew	PS	PS															N/A
68	Vujnovich, Jeremy	IA	DNP															0-0-1-1
73	Wetzel, John	P	RT															2-1-0-0
26	Williams, Brandon	P	P															2-0-0-0
10	Williams, Chad	P	WR															2-1-0-0

P-Played, Position-Started, INJ-Injured, DNP-Did Not Play, IA-Inactive, IAJ-Inactive/Injured, IR-Injured Reserve, PS-Practice Squad,
PUP-Physically Unable to Perform, SUS-Suspension, NFI-Reserve/Non-Football Injury, RE-Roster Exemption

2018 ARIZONA CARDINALS STARTERS

Opponent, Date	OFFENSE										
	WR	LT	LG	C	RG	RT	TE	TE	QB	RB	FB
Washington, Sep. 9	Fitzgerald	Humphries	Iupati	Cole	Pugh	Smith	Seals-Jones	Holmes	Bradford	Johnson	Coleman
at LA Rams, Sep. 16	WR	LT	LG	C	RG	RT	TE	WR	QB	RB	TE
Chicago, Sep. 23	Fitzgerald	Humphries	Iupati	Cole	Pugh	Wetzel	Seals-Jones	Williams	Bradford	Johnson	Holmes
Seattle, Sep. 30											
at San Francisco, Oct. 7											
at Minnesota, Oct. 14											
Denver, Oct. 18											
San Francisco, Oct. 28											
at Kansas City, Nov. 11											
Oakland, Nov. 18											
at LA Chargers, Nov. 25											
at Green Bay, Dec. 2											
Detroit, Dec. 9											
at Atlanta, Dec. 16											
LA Rams, Dec. 23											
at Seattle, Dec. 30											

Opponent, Date	DEFENSE										
	DE	DT	DT	DE	MLB	WLB	S	CB	CB	SS	FS
Washington, Sep. 9	Mayowa	Peters	Nkemdiche	Jones	Bynes	Bucannon	Boston	Peterson	Taylor	Baker	Bethea
at LA Rams, Sep. 16	Mayowa	Peters	Nkemdiche	Jones	Bynes	Hodges	Boston	Peterson	Taylor	Baker	Bethea
Chicago, Sep. 23											
Seattle, Sep. 30											
at San Francisco, Oct. 7											
at Minnesota, Oct. 14											
Denver, Oct. 18											
San Francisco, Oct. 28											
at Kansas City, Nov. 11											
Oakland, Nov. 18											
at LA Chargers, Nov. 25											
at Green Bay, Dec. 2											
Detroit, Dec. 9											
at Atlanta, Dec. 16											
LA Rams, Dec. 23											
at Seattle, Dec. 30											

2018 ARIZONA CARDINALS INACTIVES

Washington, Sep. 9

OL Korey Cunningham
 QB Mike Glennon
 DE Markus Golden
 TE Jermaine Gresham
 RB T.J. Logan
 CB Deatrick Nichols
 OL Jeremy Vujnovich

at San Francisco, Oct. 7

at Kansas City, Nov. 11

Detroit, Dec. 9

at LA Rams, Sep. 16

OL Korey Cunningham
 QB Mike Glennon
 DE Markus Golden
 TE Jermaine Gresham
 DT Olsen Pierre
 WR Trent Sherfield
 OL Andre Smith

at Minnesota, Oct. 14

Oakland, Nov. 18

at Atlanta, Dec. 16

Chicago, Sep. 23

Denver, Oct. 18

at LA Chargers, Nov. 25

LA Rams, Dec. 23

Seattle, Sep. 30

San Francisco, Oct. 28

at Green Bay, Dec. 2

at Seattle, Dec. 30

ROSTER BY POSITION

No.	Name	Pos.	College	Ht.	Wt.	Age	NFL Exp.
<u>Defensive Line (10)</u>							
44	Golden, Markus	DE	Missouri	6-3	260	27	4
95	Gunter, Rodney	DT	Delaware State	6-5	305	26	4
55	Jones, Chandler	DE	Syracuse	6-5	265	28	7
91	Mayowa, Benson	DE	Idaho	6-3	265	27	6
56	Moore, Zach	DE	Concordia-St. Paul	6-6	275	28	2
90	Nkemdiche, Robert	DT	Mississippi	6-4	296	24	3
98	Peters, Corey	DT	Kentucky	6-3	305	30	9
72	Pierre, Olsen	DT	Miami	6-5	293	27	2
97	Smith, Garrison	DT	Georgia	6-1	295	26	3
96	Smith, Jaquies	DE	Missouri	6-2	260	28	5
<u>Linebackers (6)</u>							
20	Bucannon, Deone	\$LB	Washington State	6-1	211	26	5
57	Bynes, Josh	LB	Auburn	6-1	235	29	7
92	Gardeck, Dennis	LB	Sioux Falls	6-0	242	24	R
51	Hodges, Gerald	LB	Penn State	6-2	236	27	6
43	Reddick, Haason	LB	Temple	6-1	235	24	2
47	Turner, Zeke	LB	Washington	6-2	214	22	R
<u>Cornerbacks (5)</u>							
23	Benwikere, Bené	CB	San Jose State	6-0	195	26	5
39	Nichols, Deatrick	CB	South Florida	5-10	189	24	R
21	Peterson, Patrick	CB	LSU	6-1	203	28	8
28	Taylor, Jamar	CB	Boise State	5-11	192	27	6
26	Williams, Brandon	CB	Texas A&M	6-0	200	26	3
<u>Safeties (4)</u>							
36	Baker, Budda	S	Washington	5-10	195	22	2
41	Bethea, Antoine	S	Howard	5-11	206	33	13
33	Boston, Tre	S	North Carolina	6-1	205	26	5
30	Ford, Rudy	S	Auburn	6-0	204	23	2
<u>Long Snapper (1)</u>							
46	Brewer, Aaron	LS	San Diego State	6-5	232	28	7
<u>Punter (1)</u>							
2	Lee, Andy	P	Pittsburgh	6-1	185	35	15
<u>Kicker (1)</u>							
4	Dawson, Phil	K	Texas	5-11	200	43	20
<u>Offensive Line (10)</u>							
75	Clausell, Blaine	OL	Mississippi State	6-6	330	26	1
64	Cole, Mason	OL	Michigan	6-5	307	22	R
79	Cunningham, Korey	OL	Cincinnati	6-6	311	23	R
74	Humphries, D.J.	OL	Florida	6-5	307	24	4
76	Iupati, Mike	OL	Idaho	6-5	331	31	9
62	Munyer, Daniel	OL	Colorado	6-1	305	26	2
67	Pugh, Justin	OL	Syracuse	6-5	311	28	6
71	Smith, Andre	OL	Alabama	6-4	325	31	10
68	Vujnovich, Jeremy	OL	Louisiana College	6-5	300	27	3
73	Wetzel, John	OL	Boston College	6-7	328	27	3
<u>Tight Ends (3)</u>							
84	Gresham, Jermaine	TE	Oklahoma	6-5	260	30	9
85	Holmes, Gabe	TE	Purdue	6-5	255	27	1
86	Seals-Jones, Ricky	TE	Texas A&M	6-5	243	23	2
<u>Running Backs (4)</u>							
32	Coleman, Derrick	FB	UCLA	6-0	233	27	5
29	Edmonds, Chase	RB	Fordham	5-9	205	22	R
31	Johnson, David	RB	Northern Iowa	6-1	224	26	4
22	Logan, T.J.	RB	North Carolina	5-10	195	23	2
<u>Wide Receivers (5)</u>							
11	Fitzgerald, Larry	WR	Pittsburgh	6-3	218	34	15
13	Kirk, Christian	WR	Texas A&M	5-11	200	21	R
14	Nelson, J.J.	WR	UAB	5-10	160	26	4
16	Sherfield, Trent	WR	Vanderbilt	6-1	205	22	R
10	Williams, Chad	WR	Grambling State	6-1	204	23	2
<u>Quarterbacks (3)</u>							
9	Bradford, Sam	QB	Oklahoma	6-4	224	30	9
7	Glennon, Mike	QB	N.C. State	6-6	225	28	6
3	Rosen, Josh	QB	UCLA	6-4	218	21	R

2018 ARIZONA CARDINALS HOW THEY WERE BUILT

	DRAFT	TRADES	WAIVERS	FREE AGENTS
2004	Larry Fitzgerald (1)			
2011	Patrick Peterson (1)			
2014	Deone Bucannon (1)			
2015	D.J. Humphries (1) Markus Golden (2) David Johnson (3) Rodney Gunter (4) J.J. Nelson (5b)			Jermaine Gresham Mike Iupati (SF) Corey Peters (Atl) Olsen Pierre A.Q. Shipley John Wetzell
2016	Robert Nkemdiche (1) Brandon Williams (3)	Chandler Jones (NE)		Aaron Brewer Daniel Munyer
2017	Haason Reddick (1) Budda Baker (2) Chad Williams (3) T.J. Logan (5b) Rudy Ford (6)			Antoine Bethea Josh Bynes Phil Dawson (SF) D.J. Foster Gabe Holmes Andy Lee Gabe Martin Ricky Seals-Jones (R)
2018	Josh Rosen (1) Christian Kirk (2) Mason Cole (3) Chase Edmonds (4) Korey Cunningham (7)	Jamar Taylor (Cle)	Jeremy Cash (Cle) Blaine Clausell (Car) Garrison Smith (Atl) Jeremy Vujnovich (Ind)	Bené Benwikere (Dal) Tre Boston Sam Bradford (Min) Derrick Coleman (Atl) Dennis Gardeck (R) Mike Glennon Gerald Hodges Benson Mayowa Arthur Moats Zach Moore Deatrick Nichols (R) Jonathan Owens (R) Justin Pugh (NYG) Trent Sherfield (R) Andre Smith (Cin) Jacques Smith Zeke Turner (R)

ARIZONA CARDINALS 2018 DEPTH CHART

(AS PREPARED BY TEAM'S MEDIA RELATIONS DEPARTMENT)

OFFENSE

WR	11 Larry Fitzgerald	<u>13 Christian Kirk</u>	<u>16 Trent Sherfield</u>
LT	74 D.J. Humphries	73 John Wetzel	<u>79 Korey Cunningham</u>
LG	76 Mike Iupati	68 Jeremy Vujnovich	
C	<u>64 Mason Cole</u>	62 Daniel Munyer	
RG	67 Justin Pugh	68 Jeremy Vujnovich	
RT	71 Andre Smith	75 Blaine Clausell	
TE	86 Ricky Seals-Jones	85 Gabe Holmes	84 Jermaine Gresham
WR	10 Chad Williams	14 J.J. Nelson	
QB	9 Sam Bradford	<u>3 Josh Rosen</u>	7 Mike Glennon
RB	31 David Johnson	<u>29 Chase Edmonds</u>	22 T.J. Logan
FB	32 Derrick Coleman		

DEFENSE

DE	44 Markus Golden	91 Benson Mayowa	56 Zach Moore
DT	98 Corey Peters	95 Rodney Gunter	
DT	90 Robert Nkemdiche	72 Olsen Pierre	97 Garrison Smith
DE	55 Chandler Jones	96 Jacquies Smith	
SLB	51 Gerald Hodges	<u>92 Dennis Gardeck</u>	
MLB	57 Josh Byner	<u>47 Zeke Turner</u>	
WLB	20 Deone Bucannon	43 Haason Reddick	
CB	21 Patrick Peterson	26 Brandon Williams	<u>39 Deatrick Nichols</u>
CB	28 Jamar Taylor	23 Bené Benwikere	
SS	36 Budda Baker	30 Rudy Ford	
FS	41 Antoine Bethea	33 Tre Boston	

SPECIALISTS

K	4 Phil Dawson	
P	2 Andy Lee	
LS	46 Aaron Brewer	
H	2 Andy Lee	
KR	22 T.J. Logan	14 J.J. Nelson
PR	<u>13 Christian Kirk</u>	22 T.J. Logan

NOTE: Rookies are underlined

PRONUNCIATIONS

Bené Benwikere	beh-NAY / ben-WICK-er-ee	Deatrick Nichols	DEE-trick
Antoine Bethea	ANN-twahn / buh-THAY	Robert Nkemdiche	kim-DEE-chee
Deone Bucannon	day-OWN	Haason Reddick	ha-SAHN
Blaine Clausell	claw-ZELL	Jacquies Smith	jah-KWEESE
Mike Iupati	yoo-PAH-tee	Jeremy Vujnovich	VIEW-nuh-vitch
Benson Mayowa	may-OH-uh		

ARIZONA CARDINALS NUMERICAL ROSTER

No.	Name	Pos.	Ht.	Wt.	Age	NFL Exp.	College	How Acquired	2018 GP-GS-DNP-IA
2	Andy Lee	P	6-1	185	35	15	Pittsburgh	FA-17	2-0-0-0
3	Josh Rosen	QB	6-4	218	21	R	UCLA	D1-18	0-0-2-0
4	Phil Dawson	K	5-11	200	43	20	Texas	UFA-17 (SF)	2-0-0-0
7	Mike Glennon	QB	6-6	225	28	6	N.C. State	FA-18	0-0-0-2
9	Sam Bradford	QB	6-4	224	30	9	Oklahoma	UFA-18 (Min)	2-2-0-0
10	Chad Williams	WR	6-1	204	23	2	Grambling	D3-17	2-1-0-0
11	Larry Fitzgerald	WR	6-3	218	35	15	Pittsburgh	D1-04	2-2-0-0
13	Christian Kirk	WR	5-11	200	21	R	Texas A&M	D2-18	2-0-0-0
14	J.J. Nelson	WR	5-10	160	26	4	UAB	D5b-15	2-0-0-0
16	Trent Sherfield	WR	6-1	205	22	R	Vanderbilt	FA-18	1-0-0-1
20	Deone Bucannon	\$LB	6-1	211	26	5	Washington State	D1-14	2-1-0-0
21	Patrick Peterson	CB	6-1	203	28	8	LSU	D1-11	2-2-0-0
22	T.J. Logan	RB	5-10	195	24	2	North Carolina	D5b-17	1-0-0-1
23	Bené Benwikere	CB	6-0	195	27	5	San Jose State	UFA-18 (Dal)	2-0-0-0
26	Brandon Williams	CB	6-0	200	26	3	Texas A&M	D3-16	2-0-0-0
28	Jamar Taylor	CB	5-11	192	27	6	Boise State	TR-18 (Cle)	2-2-0-0
29	Chase Edmonds	RB	5-9	205	22	R	Fordham	D4-18	2-0-0-0
30	Rudy Ford	S	6-0	204	23	2	Auburn	D6-17	2-0-0-0
31	David Johnson	RB	6-1	224	26	4	Northern Iowa	D3-15	2-2-0-0
32	Derrick Coleman	FB	6-0	233	27	5	UCLA	UFA-18 (Atl)	2-1-0-0
33	Tre Boston	S	6-1	205	26	5	North Carolina	FA-18	2-2-0-0
36	Budda Baker	S	5-10	195	22	2	Washington	D2-17	2-2-0-0
39	Deatrick Nichols	CB	5-10	189	24	R	South Florida	FA-18	1-0-0-1
41	Antoine Bethea	S	5-11	206	34	13	Howard	FA-17	2-2-0-0
43	Haason Reddick	LB	6-1	235	24	2	Temple	D1-17	2-0-0-0
44	Markus Golden	DE	6-3	260	27	4	Missouri	D2-15	0-0-0-2
46	Aaron Brewer	LS	6-5	232	28	7	San Diego State	FA-16	2-0-0-0
47	Zeke Turner	LB	6-2	214	22	R	Washington	FA-18	2-0-0-0
51	Gerald Hodges	LB	6-2	236	27	6	Penn State	FA-18	2-1-0-0
55	Chandler Jones	DE	6-5	265	28	7	Syracuse	TR-16 (NE)	2-2-0-0
56	Zach Moore	DE	6-6	275	28	2	Concordia-St. Paul	FA-18	2-0-0-0
57	Josh Bynes	LB	6-1	235	29	7	Auburn	FA-17	2-2-0-0
62	Daniel Munyer	OL	6-1	305	26	2	Colorado	FA-16	0-0-2-0
64	Mason Cole	OL	6-5	307	22	R	Michigan	D3-18	2-2-0-0
67	Justin Pugh	OL	6-5	311	28	6	Syracuse	UFA-18 (NYG)	2-2-0-0
68	Jeremy Vujnovich	OL	6-5	300	27	3	Louisiana College	WV-18 (Ind)	0-0-1-1
71	Andre Smith	OL	6-4	325	31	10	Alabama	UFA-18 (Cin)	1-1-0-1
72	Olsen Pierre	DT	6-5	293	27	2	Miami	FA-15	1-0-0-1
73	John Wetzel	OL	6-7	328	27	3	Boston College	FA-15	2-1-0-0
74	D.J. Humphries	OL	6-5	307	24	4	Florida	D1-15	2-2-0-0
75	Blaine Clausell	OL	6-6	330	26	1	Mississippi State	WV-18 (Car)	1-0-1-0
76	Mike Iupati	OL	6-5	331	31	9	Idaho	UFA-15 (SF)	2-2-0-0
79	Korey Cunningham	OL	6-6	311	23	R	Cincinnati	D7-18	0-0-0-2
84	Jermaine Gresham	TE	6-5	260	30	9	Oklahoma	FA-15	0-0-0-2
85	Gabe Holmes	TE	6-5	255	27	1	Purdue	FA-17	2-2-0-0
86	Ricky Seals-Jones	TE	6-5	243	23	2	Texas A&M	FA-17	2-2-0-0
90	Robert Nkemdiche	DT	6-4	296	24	3	Mississippi	D1-16	2-2-0-0
91	Benson Mayowa	DE	6-3	265	27	6	Idaho	FA-18	2-2-0-0
92	Dennis Gardeck	LB	6-0	242	24	R	Sioux Falls	FA-18	2-0-0-0
95	Rodney Gunter	DT	6-5	305	26	4	Delaware State	D4-15	2-0-0-0
96	Jacques Smith	DE	6-2	260	28	5	Missouri	FA-18	2-0-0-0
97	Garrison Smith	DT	6-1	295	26	3	Georgia	WV-18 (Atl)	2-0-0-0
98	Corey Peters	DT	6-3	305	30	9	Kentucky	UFA-15 (Atl)	2-2-0-0

2018 Coaching Staff

Head Coach: **Steve Wilks**

Assistants: **Al Holcomb** (Defensive Coordinator), **Mike McCoy** (Offensive Coordinator), **Jeff Rodgers** (Special Teams Coordinator), **Chris Achuff** (Asst. Defensive Line), **Terry Allen** (Bill Bidwill Fellowship/RBs), **Ray Brown** (Offensive Line), **Alonso Escalante** (Defensive Quality Control), **Larry Foote** (Linebackers), **Kevin Garver** (Wide Receivers), **Charlie Harbison** (Asst. Defensive Backs), **Steve Heiden** (Asst. Offensive Line), **Don Johnson** (Sr. Asst./Defensive Line), **Byron Leftwich** (Quarterbacks), **Randall McCray** (Asst. Special Teams), **David Merritt, Sr.** (Defensive Backs), **Jason Michael** (Tight Ends), **Buddy Morris** (Strength & Conditioning), **Troy Rothenbuhler** (Offensive Quality Control), **Vernon Stephens** (Asst. Strength and Conditioning), **Cameron Turner** (Offensive Asst.), **Kirby Wilson** (Running Backs)

9/17/2018

ARIZONA CARDINALS ALPHABETICAL ROSTER

No.	Name	Pos.	Ht.	Wt.	Birthdate	NFL Exp.	College	Hometown
36	Baker, Budda	S	5-10	195	1/10/1996	2	Washington	Bellevue, WA
23	Benwikere, Bené	CB	6-0	195	9/3/1991	5	San Jose State	Fontana, CA
41	Bethea, Antoine	S	5-11	206	7/27/1984	13	Howard	Newport News, VA
33	Boston, Tre	S	6-1	205	6/25/1992	5	North Carolina	Ft. Myers, FL
9	Bradford, Sam	QB	6-4	224	11/8/1987	9	Oklahoma	Oklahoma City, OK
46	Brewer, Aaron	LS	6-5	232	7/5/1990	7	San Diego State	Fullerton, CA
20	Bucannon, Deone	\$LB	6-1	211	8/30/1992	5	Washington State	Fairfield, CA
57	Bynes, Josh	LB	6-1	235	8/24/1989	7	Auburn	Lauderdale Lakes, FL
75	Clausell, Blaine	OL	6-6	330	1/31/1992	1	Mississippi State	Mobile, AL
64	Cole, Mason	OL	6-5	307	3/28/1996	R	Michigan	Tarpon Springs, FL
32	Coleman, Derrick	FB	6-0	233	10/18/1990	5	UCLA	Fullerton, CA
79	Cunningham, Korey	OL	6-6	311	5/17/1995	R	Cincinnati	Montevallo, AL
4	Dawson, Phil	K	5-11	200	1/23/1975	20	Texas	Austin, TX
29	Edmonds, Chase	RB	5-9	205	4/13/1996	R	Fordham	Harrisburg, PA
11	Fitzgerald, Larry	WR	6-3	218	8/31/1983	15	Pittsburgh	Minneapolis, MN
30	Ford, Rudy	S	6-0	204	11/1/1994	2	Auburn	Big Cove, AL
92	Gardeck, Dennis	LB	6-0	242	8/9/1994	R	Sioux Falls	Lake in the Hills, IL
7	Glennon, Mike	QB	6-6	225	12/12/1989	6	N.C. State	Fairfax County, VA
44	Golden, Markus	DE	6-3	260	3/13/1991	4	Missouri	St. Louis, MO
84	Gresham, Jermaine	TE	6-5	260	6/16/1988	9	Oklahoma	Ardmore, OK
95	Gunter, Rodney	DT	6-5	305	1/19/1992	4	Delaware State	Lake Hamilton, FL
51	Hodges, Gerald	LB	6-2	236	1/17/1991	6	Penn State	Paulsboro, NJ
85	Holmes, Gabe	TE	6-5	255	3/29/1991	1	Purdue	Miramar, FL
74	Humphries, D.J.	OL	6-5	307	12/28/1993	4	Florida	Charlotte, NC
76	Iupati, Mike	OL	6-5	331	5/12/1987	9	Idaho	Vaitogi, American Samoa
31	Johnson, David	RB	6-1	224	12/16/1991	4	Northern Iowa	Clinton, IA
55	Jones, Chandler	DE	6-5	265	2/27/1990	7	Syracuse	Endicott, NY
13	Kirk, Christian	WR	5-11	200	11/18/1996	R	Texas A&M	Scottsdale, AZ
2	Lee, Andy	P	6-1	185	8/11/1982	15	Pittsburgh	Westminster, SC
22	Logan, T.J.	RB	5-10	195	9/3/1994	2	North Carolina	Greensboro, NC
91	Mayowa, Benson	DE	6-3	265	8/3/1991	6	Idaho	Inglewood, CA
56	Moore, Zach	DE	6-6	275	9/5/1990	2	Concordia-St. Paul	Chicago, IL
62	Munyer, Daniel	OL	6-1	305	3/4/1992	2	Colorado	Harbor City, CA
14	Nelson, J.J.	WR	5-10	160	4/24/1992	4	UAB	Midfield, AL
39	Nichols, Deatrick	CB	5-10	189	6/8/1994	R	South Florida	Miami, FL
90	Nkemdiche, Robert	DT	6-4	296	9/19/1994	3	Mississippi	Loganville, GA
98	Peters, Corey	DT	6-3	305	6/8/1988	9	Kentucky	Louisville, KY
21	Peterson, Patrick	CB	6-1	203	7/11/1990	8	LSU	Pompano Beach, FL
72	Pierre, Olsen	DT	6-5	293	8/27/1991	2	Miami	Rahway, NJ
67	Pugh, Justin	OL	6-5	311	8/15/1990	6	Syracuse	Holland, PA
43	Reddick, Haason	LB	6-1	235	9/22/1994	2	Temple	Camden, NJ
3	Rosen, Josh	QB	6-4	218	2/10/1997	R	UCLA	Manhattan Beach, CA
86	Seals-Jones, Ricky	TE	6-5	243	3/15/1995	2	Texas A&M	Sealy, TX
16	Sherfield, Trent	WR	6-1	205	2/26/1996	R	Vanderbilt	Danville, IL
71	Smith, Andre	OL	6-4	325	1/25/1987	10	Alabama	Birmingham, AL
97	Smith, Garrison	DT	6-1	295	10/9/1991	3	Georgia	Atlanta, GA
96	Smith, Jacques	DE	6-2	260	3/18/1990	5	Missouri	Dallas, TX
28	Taylor, Jamar	CB	5-11	192	9/29/1990	6	Boise State	San Diego, CA
47	Turner, Zeke	LB	6-2	214	6/9/1996	R	Washington	Pasadena, MD
68	Vujnovich, Jeremy	OL	6-5	300	10/12/1990	3	Louisiana College	Belle Chasse, LA
73	Wetzel, John	OL	6-7	328	7/18/1991	3	Boston College	Pittsburgh, PA
26	Williams, Brandon	CB	6-0	200	9/9/1992	3	Texas A&M	Brookshire, TX
10	Williams, Chad	WR	6-1	204	10/19/1994	2	Grambling State	Baton Rouge, LA

Injured Reserve

No.	Name	Pos.	Ht.	Wt.	Birthdate	NFL Exp.	College	Injury/Date Listed
52	Cash, Jeremy	LB	6-0	230	12/9/1992	3	Duke	Knee/August 14
37	Foster, D.J.	RB	6-0	195	11/22/1993	3	Arizona State	Knee/August 28
50	Martin, Gabe	LB	6-2	236	6/5/1992	3	Bowling Green	Achilles/May 2
93	Moats, Arthur	DE	6-0	246	3/14/1988	9	James Madison	Knee/September 1
42	Owens, Jonathan	S	5-11	210	7/22/1995	R	Missouri Western	Knee/June 12
53	Shipley, A.Q.	OL	6-1	307	5/22/1986	7	Penn State	Knee/August 7

Practice Squad

No.	Name	Pos.	Ht.	Wt.	Birthdate	NFL Exp.	College	Hometown
58	Bello, B.J.	LB	6-3	229	10/31/1994	2	Illinois State	New Lenox, IL
27	Cox, Demetrious	S	6-0	200	4/20/1994	2	Michigan State	Jeannette, PA
60	House, Will	OL	6-3	314	5/14/1995	R	Southern Nazarene	Cleburne, TX
94	James, Alec	DE	6-3	272	9/30/1994	R	Wisconsin	Brookfield, WI
25	Jones, Chris	CB	6-0	200	8/13/1995	R	Nebraska	Jacksonville, FL
6	Kanoff, Charles	QB	6-4	219	10/6/1994	R	Princeton	Pacific Palisades, CA
35	Penny, Elijah	FB	6-2	234	8/17/1993	2	Idaho	Lakewood, CA
65	Tasini, Pasoni	DT	6-3	307	5/31/1993	1	Utah	Wailuku, HI
17	Tolliver, Jalen	WR	6-3	210	12/30/1995	R	Arkansas-Monticello	Rayville, LA
89	Vollert, Andrew	TE	6-5	245	3/15/1995	R	Weber State	San Mateo, CA

	W		T	Div	Conf	Wk 1	Wk 2	Wk 3	Wk 4	Wk 5	Wk 6	Wk 7	Wk 8	Wk 9	Wk 10	Wk 11	Wk 12	Wk 13	Wk 14	Wk 15	Wk 16	Wk 17
	L	L	T	Div	Conf	Wk 1	Wk 2	Wk 3	Wk 4	Wk 5	Wk 6	Wk 7	Wk 8	Wk 9	Wk 10	Wk 11	Wk 12	Wk 13	Wk 14	Wk 15	Wk 16	Wk 17
NFC EAST																						
Dallas	1	1	0	1-0	1-1	at Car	<u>NYG</u>	at Sea	DET	at Hou	JAC	at Was	(BYE)	TEN	at Phi	at Atl	WAS	NO	PHI	at Ind	TB	at NYG
Washington	1	1	0	0-0	1-0	<u>at AZ</u>	IND	GB	(BYE)	at NO	CAR	DAL	at NYG	ATL	at TB	HOU	at Dal	at Phi	NYG	at Jac	at Ten	PHI
Philadelphia	1	1	0	0-0	1-1	<u>ATL</u>	at TB	IND	at Ten	MIN	at NYG	CAR	at Jac	(BYE)	DAL	at NO	NYG	WAS	at Dal	at LAR	HOU	at Was
NY Giants	0	2	0	0-1	0-1	JAC	at Dal	at Hou	NO	at Car	PHI	at Atl	WAS	(BYE)	at SF	TB	at Phi	CHI	at Was	TEN	at Ind	DAL
NFC NORTH																						
Green Bay	1	0	1	1-0-1	1-0-1	<u>CHI</u>	<i>MIN</i>	at Was	BUF	at Det	SF	(BYE)	at LAR	at NE	MIA	at Sea	at Min	AZ	ATL	at Chi	at NYJ	Det
Minnesota	1	0	1	0-0-1	1-0-1	<u>SF</u>	<i>at GB</i>	BUF	at LAR	at Phi	AZ	at NYJ	NO	DET	(BYE)	at Chi	GB	at NE	at Sea	MIA	at Det	CHI
Chicago	1	1	0	0-1	1-1	at GB	<u>SEA</u>	at AZ	TB	(BYE)	at Mia	NE	NYJ	at Buf	DET	MIN	at Det	at NYG	LAR	GB	at SF	at Min
Detroit	0	2	0	0-0	0-1	NYJ	at SF	NE	at Dal	GB	(BYE)	at Mia	SEA	at Min	at Chi	CAR	CHI	LAR	at AZ	at Buf	MIN	at GB
NFC SOUTH																						
Tampa Bay	2	0	0	1-0	2-0	<u>at NO</u>	<u>PHI</u>	PIT	at Chi	(BYE)	at Atl	CLE	at Cin	at Car	WAS	at NYG	SF	CAR	NO	at Bal	at Dal	ATL
Atlanta	1	1	0	1-1	1-1	at Phi	<u>CAR</u>	NO	CIN	at Pit	TB	NYG	(BYE)	at Was	Cle	DAL	at NO	BAL	at GB	AZ	at Car	at TB
Carolina	1	1	0	1-1	1-1	<u>DAL</u>	at Atl	CIN	(BYE)	NYG	at Was	at Phi	BAL	TB	at Pit	at Det	SEA	at TB	Cle	NO	ATL	at NO
New Orleans	1	1	0	0-1	0-1	TB	<u>CLE</u>	at Atl	at NYG	WAS	(BYE)	at Bal	at Min	LAR	at Cin	PHI	ATL	at Dal	at TB	at Car	PIT	CAR
NFC WEST																						
LA Rams	2	0	0	1-0	1-0	<u>at OAK</u>	<u>AZ</u>	LAC	MIN	at Sea	at Den	at SF	GB	at NO	SEA	WAS	(BYE)	at Det	Chi	PHI	at AZ	SF
San Francisco	1	1	0	0-0	1-1	at Min	<u>DET</u>	at KC	at LAC	AZ	at GB	LAR	at AZ	OAK	NYG	(BYE)	at TB	at Sea	DEN	SEA	CHI	at LAR
Seattle	0	2	0	0-0	0-1	at Den	at Chi	DAL	at AZ	LAR	at Oak	(BYE)	at Det	LAC	at LAR	GB	at Car	SF	MIN	at SF	KC	AZ
Arizona	0	2	0	0-1	0-2	WAS	at LAR	CHI	SEA	at SF	at Min	DEN	SF	(BYE)	at KC	OAK	at LAC	at GB	DET	at Atl	LAR	at Sea
AFC EAST																						
Miami	2	0	0	1-0	2-0	<u>TEN</u>	<u>at NYJ</u>	OAK	at NE	at Cin	CHI	DET	at Hou	NYJ	at GB	(BYE)	at Ind	BUF	NE	at Min	JAC	at Buf
New England	1	1	0	0-0	1-1	<u>Hou</u>	at Jac	at Det	MIA	IND	KC	at Chi	at Buf	GB	at Ten	(BYE)	at NYJ	MIN	at Mia	at Pit	BUF	NYJ
NY Jets	1	1	0	0-1	0-1	<u>at Det</u>	MIA	at Cle	at Jac	DEN	IND	MIN	at Chi	at Mia	BUF	(BYE)	NE	at Ten	at Buf	HOU	GB	at NE
Buffalo	0	2	0	0-0	0-2	at Bal	LAC	at Min	at GB	TEN	at Hou	at Ind	NE	CHI	at NYJ	(BYE)	JAC	at Mia	NYJ	DET	at NE	MIA
AFC NORTH																						
Cincinnati	2	0	0	1-0	2-0	<u>at Ind</u>	<u>BAL</u>	at Car	at Atl	MIA	PIT	at KC	TB	(BYE)	NO	at Bal	CLE	DEN	at LAC	OAK	at Cle	at Pit
Baltimore	1	1	0	0-1	1-1	<u>Buf</u>	at Cin	DEN	at Pit	at Cle	at Ten	NO	at Car	PIT	(BYE)	CIN	OAK	at Atl	at KC	TB	at LAC	CLE
Cleveland	0	1	1	0-0-1	0-0-1	<i>PIT</i>	at NO	NYJ	at Oak	BAL	LAC	at TB	at Pit	KC	ATL	(BYE)	at Cin	at Hou	CAR	at Den	CIN	at Bal
Pittsburgh	0	1	1	0-0-1	0-1-1	<i>at Cle</i>	KC	at TB	BAL	ATL	at Cin	(BYE)	CLE	at Bal	CAR	at Jac	at Den	LAC	at Oak	NE	at NO	CIN
AFC SOUTH																						
Jacksonville	2	0	0	0-0	1-0	<u>at NYG</u>	<u>NE</u>	TEN	NYJ	at KC	at Dal	HOU	PHI	(BYE)	at Ind	PIT	at Buf	IND	at Ten	WAS	at Mia	at Hou
Tennessee	1	1	0	1-0	1-1	at Mia	<u>HOU</u>	at Jac	PHI	at Buf	BAL	at LAC	(BYE)	at Dal	NE	at Ind	at Hou	NYJ	JAC	at NYG	WAS	IND
Indianapolis	1	1	0	0-0	0-1	CIN	<u>at Was</u>	at Phi	HOU	at NE	at NYJ	BUF	at Oak	(BYE)	JAC	TEN	MIA	at Jac	at Hou	DAL	NYG	at Ten
Houston	0	2	0	0-1	0-2	at NE	at Ten	NYG	at Ind	DAL	BUF	at Jac	MIA	at Den	(BYE)	at Was	TEN	CLE	IND	at NYJ	at Phi	JAC
AFC WEST																						
Kansas City	2	0	0	1-0	2-0	<u>at LAC</u>	<u>at Pit</u>	SF	at Den	JAC	at NE	CIN	DEN	at Cle	AZ	at LAR	(BYE)	at Oak	BAL	LAC	at Sea	OAK
Denver	2	0	0	1-0	1-0	<u>SEA</u>	<u>OAK</u>	at Bal	KC	at NYJ	LAR	at AZ	at KC	HOU	(BYE)	at LAC	PIT	at Cin	at SF	CLE	at Oak	LAC
LA Chargers	1	1	0	0-1	1-1	KC	<u>at Buf</u>	at LAR	SF	OAK	at Cle	TEN	(BYE)	at Sea	at Oak	DEN	AZ	at Pit	CIN	at KC	BAL	at Den
Oakland	0	2	0	0-1	0-1	LAR	at Den	at Mia	CLE	at LAC	SEA	(BYE)	IND	at SF	LAC	at AZ	at Bal	KC	PIT	at Cin	DEN	at KC

Bolded and Underlined Opponent - win *Italics* - Tie