

ARIZONA CARDINALS

WEEK 15
GAME RELEASE
#AZvsATL

Mark Dalton - Senior Vice President, Media Relations Chris Melvin - Director, Media Relations Mike Helm - Manager, Media Relations
Imani Suber - Media Relations Coordinator Chase Russell - Media Relations Coordinator



ARIZONA CARDINALS VS. ATLANTA FALCONS

Mercedes-Benz Stadium | December 16, 2018 | 11:00 AM



THIS WEEK'S PREVIEW

The Cardinals and Falcons square off this week at Atlanta in Arizona's regular season debut at Mercedes-Benz Stadium. The teams did, however, meet at the venue in Week 3 of the 2017 preseason in what was the first-ever game held at at Mercedes-Benz Stadium.

This week's game is the Falcons 2018 home finale, as they finish the year with a pair of road games against division opponents. Sunday's game is the penultimate road game of the season for Arizona, who play at Seattle in Week 17.

Arizona enters the game looking for its third road win of the season and second in a row. The Cardinals beat the Packers at Lambeau Field in Week 13. Arizona has become a frequent visitor to Atlanta of late, as five of the last six meetings between the two teams (including this week) have taken place in Georgia.

The Cardinals travel to Atlanta looking to snap a streak that has seen the home team win eight straight games in this series. Arizona last won in Atlanta in 1993.

Facing a former league MVP in Falcons signal-caller Matt Ryan, Arizona's defense will try to continue with the success it has had in the last two games against a few of league's top QBs. After handing Packers QB Aaron Rodgers his first home loss in over two years in Week 13 (and just the second December home loss of his career), the Cardinals defense held Lions QB Matthew Stafford to just 101 passing yards last week. That is the second lowest total of his career and the lowest for a game that he finished.

Last week, Arizona fell to the Lions 17-3 at State Farm Stadium. History was made in the loss, as WR Larry Fitzgerald (1,286) hauled in five catches and passed Hall of Fame WR Jerry Rice (1,281 with the 49ers) for the most receptions in NFL history with a single team.

The Cardinals started five rookies on offense last week and were starting a different combination of players along the O-Line for the seventh consecutive game. Arizona had three rookies start on the line against Detroit: C Mason Cole, LT Korey Cunningham and LG Colby Gossett.

Arizona didn't leave last Sunday's game unscathed either, as the team placed two more players on IR this week (DT Robert Nkemdiche and LB Thurston Armbrister). That brings the season total to 16 now on IR.

Following this week's game, the Cardinals return to State Farm Stadium to host the Rams in the 2018 home finale before finishing off the season at Seattle for the second consecutive year and for the third time in the last four seasons.

After hosting Arizona this week, the Falcons hit the road for the final two games at Carolina in Week 16 and at Tampa Bay in the season finale.

GAME RELEASE INDEX

Page	Contents
2	Cardinals-Falcons Series Info
3	Larry Fitzgerald Milestones / NFL Record for Receptions with a Team
4	By The Numbers / Potential Milestones / Schedules
5	Rookies Producing for Arizona in 2018
6	Season Info / O-Line Injuries / Shuffling the O-Line / Bethea MOY
7	Chandler Jones with the Cardinals
8	State Farm Stadium Info / Winning in Green Bay
9	Cardinals in the Community
10	Leadership / Michael Bidwill / Steve Keim
11	Steve Wilks Highlights / Coordinators (Rodgers, Leftwich and Holcomb)
12-15	Offensive Highlights / Johnson / Fitzgerald
16-18	Defensive Highlights / Peterson / Bethea / Baker / Boston
19-22	Individual Player Notes / Transactions
23-42	Rosters / Depth Chart / Game Summaries / 2018 Stats / Standings
43	NFL Standings

ARIZONA CARDINALS - 2018 SCHEDULE

Date	Opponent	Location	AZTime/Result
Sep. 9	WASHINGTON	State Farm Stadium	L, 6-24
Sep. 16	@ L.A. Rams	LA Memorial Coliseum	L, 0-34
Sep. 23	CHICAGO	State Farm Stadium	L, 14-16
Sep. 30	SEATTLE	State Farm Stadium	L, 17-20
Oct. 7	@ San Francisco	Levi's Stadium	W, 28-18
Oct. 14	@ Minnesota	U.S. Bank Stadium	L, 17-27
Oct. 18	DENVER#	State Farm Stadium	L, 10-45
Oct. 28	SAN FRANCISCO	State Farm Stadium	W, 18-15
	- BYE -		
Nov. 11	@ Kansas City	Arrowhead Stadium	L, 14-26
Nov. 18	OAKLAND	State Farm Stadium	L, 21-23
Nov. 25	@ L.A. Chargers	StubHub Center	L, 10-45
Dec. 2	@ Green Bay	Lambeau Field	W, 20-17
Dec. 9	DETROIT	State Farm Stadium	L, 3-17
Dec. 16	@ Atlanta	Mercedes-Benz Stadium	11:00 AM
Dec. 23	L.A. RAMS	State Farm Stadium	2:05 PM
Dec. 30	@ Seattle*	CenturyLink Field	2:25 PM

FOX/NFL Network Thursday Night Football

* Subject to flexible scheduling decisions

A RECORD NUMBER OF CATCHES FOR FITZGERALD

With five receptions against the Lions last week, WR **Larry Fitzgerald** now has 1,286 catches as a member of the Cardinals, passing Hall of Fame WR Jerry Rice (1,281 with San Francisco) for most receptions in NFL history with a single team (see page 3 for more info on the record).



THE HIGHLIGHTS

--The Cardinals travel to Atlanta this week, marking the fifth time in the last nine years Arizona has played in Atlanta during the regular season. The Cardinals will be making their regular season debut at Mercedes-Benz Stadium this week.

--After placing DT **Robert Nkemdiche** and LB **Thurston Armbrister** on injured reserve this week, Arizona has now had 16 players land on IR so far this season.

--WR **Larry Fitzgerald** has at least one reception in all 41 stadiums he has played in during his NFL career. He has a TD in 27 different stadiums. Fitzgerald has never played at Mercedes-Benz Stadium in the regular season.

--DE **Chandler Jones**, who leads the NFL in both sacks (40.0) and tackles for loss (55) during his time with Arizona (2016-18) has sacked 38 different QBs in his career. Falcons All-Pro QB **Matt Ryan** is not one of them.

--RB **David Johnson** will celebrate his 27th birthday on Sunday in Atlanta. In Week 11 vs. Oakland earlier this season - on his 22nd birthday - WR **Christian Kirk** had a 59-yard TD reception, becoming the first Cards player to score a TD on his birthday since WR Ernie Jones on 12/15/91 at Denver.

--Last Sunday's starting offensive line combination -- LT **Korey Cunningham**, LG **Colby Gossett**, C **Mason Cole**, RG **Oday Aboushi**, RT **Joe Barksdale** - was the ninth different O-Line combination for Arizona so far this season. It also marked the seventh consecutive game the Cardinals started a different combination of players along the line.

--Against the Lions, nine rookies saw action for the Cardinals - including six who started the game. Arizona had five rookies start on offense.

BROADCAST INFORMATION

Television: FOX / Play-By-Play: Kenny Albert Analyst: Ronde Barber Sideline: Sara Walsh

Cardinals Radio: Arizona Sports 98.7 FM / Play-By-Play: Dave Pasch Analyst: Ron Wolfley Sideline: Paul Calvisi

Cardinals Spanish Radio: Univision KHOV 105.1 FM / Play-By-Play: Gabriel Trujillo Analyst: Rolando Cantu



CARDS-FALCONS CONNECTIONS

Falcons Connections

Cardinals FB **Derrick Coleman** played for the Falcons in 2017, appearing in all 16 games (7 starts) and both postseason contests. He finished the year ranked third in the NFL with a career-high 16 special teams tackles.

Cardinals DT **Corey Peters** was drafted by the Falcons in the third round (83rd overall) of the 2010 NFL Draft and played 70 games (55 starts) in five seasons with Atlanta. The Falcons 2011 Walter Payton Man of the Year, Peters totaled 172 tackles, 11.0 sacks, a forced fumble, a fumble recovery (returned for a TD) an INT and six passes defended with Atlanta.

Cardinals OL **Rees Odhiambo** spent three weeks on the Falcons active roster earlier this season.

Cardinals Offensive Coordinator **Byron Leftwich** played for the Falcons in 2007, starting two of the three games he appeared in for the team.

Cardinals Head Athletic Trainer **Tom Reed** was an assistant athletic trainer for the Falcons from 1999-2007.

Cardinals Assistant Athletic Trainer **Chad Cook** interned with the Falcons in 2007 and was promoted to a full-time position in 2008. He also served as the head athletic trainer for the Arena Football League's Georgia Force in 2008.

Cardinals Connections

Falcons CB **Justin Bethel** was selected by the Cardinals in the sixth round (177th overall) of the 2012 draft and played 96 games (14 starts) in six years for Arizona. He was named to Pro Bowl three times for his work on special teams during his time with the Cardinals.

Falcons WR **Marvin Hall** spent time as a member of the Cardinals practice squad in 2016.

Georgia Connections

Cardinals Bill Bidwill Fellowship/RBs coach **Terry Allen** (Commerce), OL **Colby Gossett** (Cumming) and DT **Robert Nkemdiche** (Loganville) are from Georgia.

Arizona Connections

Falcons CB **Isaiah Oliver** was born in Goodyear, AZ and earned first-team All-State and All-Section honors as a senior at Brophy Prep in Phoenix, AZ.

Falcons DE **Brooks Reed** is from Tucson, AZ and went to Sabino High School before playing at Arizona, where he earned first-team All-Pac-10 honors as a senior in 2010.

Falcons G **Wes Schweitzer** is a Scottsdale, AZ native and attended Chaparral High School.

College/Pro Connections

Cardinals QB **Josh Rosen** (2015-17) played at UCLA with Falcons DE **Takkarist McKinley** (2014-16).

In 2008, Cardinals CB **Patrick Peterson** was a freshman at LSU and Falcons DBs coach **Doug Mallory** (2005-08) served as the DBs coach for the Tigers.

In 2010, Cardinals S **Tre Boston** and Falcons LB **Bruce Carter** played together at North Carolina.

Cardinals TE **Jermaine Gresham** and Falcons WR **Mohamed Sanu** played together with the Bengals from 2012-14.

Cardinals LB **Gerald Hodges** (2009-12) and Falcons DL **Jack Crawford** (2009-11) played together at Penn State.

Cardinals DE **Markus Golden** and Falcons LB **De'Vondre Campbell** played together at Hutchinson prior to transferring to Missouri and Minnesota, respectively.

Cardinals S **Budda Baker** (2014-16), TE **Darrell Daniels** (2013-16) and LB **Zeke Turner** (2015-17) played at Washington with Falcons WR **Marvin Hall** (2012-15).

Cardinals CB **David Amerson** (2015-17) played with Falcons LS **Jon Condo** (2006-17) and DE **Bruce Irvin** (2016-17) in Oakland. Cardinals DE **Benson Mayowa** (2014-15) played for the Raiders with Falcons QB **Matt Schaub** (2014) and Condo, and Cardinals OL **Joe Barksdale** (2011) played for the Raiders with Condo.

In 2016, Cardinals S **Antoine Bethea**, CB **Dontae Johnson** and LB **Gerald Hodges** played for the 49ers with Falcons G **Zane Beadles**.

Cardinals CB **David Amerson** (2013-15) played for the Redskins with Falcons TE **Logan Paulsen** (2010-14).

Cardinals TE **John Phillips** (2009-12) played for the Cowboys with Falcons LB **Bruce Carter** (2010-14).

Cardinals QB **Mike Glennon** played for the Buccaneers with Falcons LB **Bruce Carter** in 2015 and with DE **Steven Means** in 2013.

Cardinals FB **Derrick Coleman** (2013-15) played for the Seahawks with DE **Bruce Irvin** (2012-15).

Cardinals LB **Joe Walker** (2016-17) played for the Eagles with Falcons LB **Steven Means** (2015-17).

Cardinals Offensive Coordinator **Byron Leftwich** played for the Buccaneers in 2009, Falcons Assistant Head Coach/Passing Game Coordinator **Raheem Morris'** first season as Tampa Bay's head coach.

Cardinals LBs coach **Larry Foote** and Falcons Defensive Coordinator **Marquand Manuel** played for the Lions in 2009.

SERIES BREAKDOWN

This week, the Cardinals and Falcons meet for the 30th time in the regular season in a series that dates back to 1966. The two teams have also met once in the postseason (Arizona 30-24 win in 2008 Wild Card matchup).

Arizona leads the all-time series 15-14 but home field advantage has played a major role in determining the results. The home team has a combined 21-8 record in the regular season with the Cardinals holding a 9-2 advantage at home and Atlanta holding a 12-6 mark. The home team has won eight consecutive games in the series and Arizona travels to Atlanta this week looking for their first road win against the Falcons since 1993.

The Cardinals and Falcons have become frequent opponents of late. Including postseason, this week's game will mark the eighth matchup between the two teams in the last 13 seasons.

Including this week's game, five of the last six regular season meetings between these two teams have taken place in Atlanta. Arizona is playing its fifth regular season road game against the Falcons in the last nine years.

CARDS-FALCONS REGULAR SEASON SERIES

- Overall Regular Season Series: 15-14
- Cardinals on the road at ATL: 6-12
- Last Cardinals Win: 10/27/13 vs. Atl, W, 27-13
- First Meeting: 12/11/66 @ Atl, L, 16-10
- Last Cardinals Win at ATL: 1/2/94 @ Atl, W, 27-10

THE COACHES



Steve Wilks

3-10-0	Overall Record	36-30-0
3-10-0	Regular Season Record	33-28-0
0-0	Playoff Record	3-2
1 st	Years as NFL Head Coach	4 th
1 st	Years with Team	4 th



Dan Quinn

Hired as the head coach in Arizona on January 22, 2018, **Steve Wilks** is in his first season at the helm for the Cardinals. Wilks came to Arizona after spending the previous six seasons (2012-17) with the Carolina Panthers, including last year as the team's defensive coordinator. The Charlotte, NC native is a 23-year coaching veteran and spent the last 12 years as an assistant in the NFL. Wilks also coached in the NFL with the Chicago Bears (2006-08) and San Diego Chargers (2009-11) prior to working in Carolina.

Hired as the 16th head coach in Falcons history, **Dan Quinn** is in his fourth season at the helm in Atlanta. The Falcons have posted a 33-28 record in the regular season under Quinn, including an 11-5 record in 2016 when they won the NFC South and went on to appear in the Super Bowl for the second time in franchise history. Now in his 16th season as a coach in the NFL, Quinn broke into the league with San Francisco in 2001 when he served as defensive quality control coach under Steve Mariucci.

INTERCEPTING MATT RYAN

Despite having faced the Cardinals just five times in the regular season, Falcons All-Pro QB **Matt Ryan** has thrown 11 INTs against Arizona - all of which have come in the last four meetings.

Arizona's total is the highest by any non-divisional opponent vs. Ryan.

Ryan's INTs By Team

Rnk	Team	INT	Games
1	Carolina	16	21
2	Tampa Bay	14	21
3	New Orleans	13	21
4	Arizona	11	5
5	Philadelphia	9	7



Ryan has thrown at least 4 INTs in a game just twice in his career, which spans 171 regular season games. Both of those occurred against the Cardinals.

Ryan Career Games with 3+ INTs

INTs	Opponent
5	11/18/12 vs. Arizona
4	10/27/13 @ Arizona
3	12/7/17 vs. New Orleans
3	9/24/17 @ Detroit
3	11/22/15 vs. Indianapolis
3	9/14/14 @ Cincinnati
3	11/3/13 @ Carolina
3	10/14/12 vs. Oakland
3	11/2/09 @ New Orleans

BY THE NUMBERS

1,286

Career receptions for WR Larry Fitzgerald. After catching five passes in last week's game vs. Detroit, Fitzgerald passed Hall of Fame WR Jerry Rice (1,281 with San Francisco) for the most receptions in NFL history with a single team.

224

Consecutive games in which Fitzgerald has at least one reception, which represents the second-longest streak in NFL history (Jerry Rice - 274). Fitzgerald has at least one catch in every game dating back to the nine games of his rookie season in 2004.

41

Stadiums Fitzgerald has played in during his NFL career. He has at least one catch in each one. With a catch this week at Atlanta, Mercedes-Benz Stadium will become the 42nd different venue in which Fitzgerald has a reception.

8

Consecutive games in the series vs. the Cardinals and Falcons that the home team has won. Arizona is looking for its first win at Atlanta since 1993.

11

Interceptions for the Cardinals defense in five games against Falcons All-Pro QB Matt Ryan. The only teams to record more INTs off Ryan in the regular season are the other three teams in the NFC South: Carolina (16), Tampa Bay (14) and New Orleans (13).

16

Cardinals players who have been placed on injured reserve this season, most recently DT Robert Nkemdiche and LB Thurston Armbrister.

6

Offensive linemen - most recently T D.J. Humphries - who have landed on injured reserve this season. Of the Cardinals five starting linemen entering training camp, four are now on IR.

3

Rookie offensive linemen that started for the Cardinals in last week's game against the Lions: C Mason Cole, LT Korey Cunningham and LG Colby Gossett.

9

Different starting offensive line combinations for the Cardinals this season. Arizona has had a different combination of starters along the O-Line in each of the last seven games.

5

Rookies who started on offense for the Cardinals last week: Cole, Cunningham, Gossett, QB Josh Rosen and WR Trent Sherfield.

39

Sacks for the Cardinals defense through 13 games. Prior to this season, the last time Arizona had at least 39 sacks through the first 13 games of a season was in 1983 (39).

11

Cardinals players who have multiple sacks (1.5 or more) so far this season. That is the most in the NFL.

40.0

Sacks for DE Chandler Jones in 45 career games with the Cardinals. Since being acquired by Arizona in a trade with New England in 2016, Jones leads the NFL in both sacks (40.0) and tackles for loss (55).

38

Quarterbacks that Jones has sacked during his NFL career. He has never sacked Falcons QB Matt Ryan - who would become the 39th QB should Jones record a sack this week.

810

Rushing yards for RB David Johnson this season. Should he reach 1,000 rushing yards in 2018, Johnson would join Ottis Anderson (5 times) and Edgerrin James (2 times) as the only players in franchise history with 1,000+ rushing yards in multiple seasons. Johnson had 1,239 rushing yards in 2016.

4,944

All-purpose yards for Johnson in his first 46 career games (2,653 rushing, 1,743 receiving, 598 KOR). Johnson has averaged 107.5 all-purpose yards per game during his NFL career.

48.6

Punting average for Andy Lee this season, which leads the NFL in 2018. Should Lee's number hold, he will break the franchise single season punting average - which he himself established in 2017 (47.3).

15

Special teams tackles (13 solo) for free agent rookie LB Zeke Turner this season. Turner leads the NFL in both total special teams tackles (15) and solo special teams tackles (13) in 2018.

MILESTONES WITHIN REACH

• With a win, the Cardinals would snap an eight-game winless streak in Atlanta and earn their first road win against the Falcons since 1993.

WR Larry Fitzgerald

• With a reception, Fitzgerald would have at least one catch in 225 consecutive games, the second-longest reception streak in NFL history (Jerry Rice - 274). Fitzgerald would tie Rice (225, San Francisco) for the longest reception streak in NFL history for a player with a single team.

• With a reception, Fitzgerald would have at least one catch in all 42 stadiums he has played in during his NFL career.

• With a TD catch, Fitzgerald would have 116 TD receptions for his career, tying Antonio Gates for sixth place on the NFL's all-time list for career TD catches.

• With a TD reception, Fitzgerald would have at least one TD catch in 28 different stadiums in his career.

RB David Johnson

• With a TD (of any kind), Johnson would have 42 TDs in 47 career games. With 42 TDs, Johnson would tie for 10th in team history in career TDs.

• With two TDs (of any kind), Johnson would have 10+ TDs in a season for the third time in his career. He would join WR Larry Fitzgerald (5) as the only players in franchise history with 10+ TDs in at least three different seasons.

• With two rushing TDs, Johnson would tie Stump Mitchell (32) for fourth on the franchise all-time list for career rushing TDs.

QB Josh Rosen

• With two TD passes, Rosen would have 12 TD passes in 2018. In franchise history only Jake Plummer (15 in 1997) and Sam Etcheberry (14 in 1961) would have more TD passes during their rookie season.

• With three TD passes, Rosen would join Jake Plummer (2 in 1997) as the only rookies in franchise history with three-or-more TD passes in multiple games.

DE Chandler Jones

• With a sack, Jones would have at least one sack in 32 of 46 games played with the Cardinals. He would also have 41 sacks with Arizona, passing DT Darnell Dockett (40.5) for seventh place on the franchise all-time sacks list.

• With 2.0 sacks, Jones would have 14.0 sacks in 2018. That would tie for the fifth-highest single-season total in franchise history.

CB Patrick Peterson

• With an INT, Peterson would tie Kwamie Lassiter for seventh on the franchise all-time list with 24 career INTs.

NFL SCHEDULE - WEEK 15

Thursday, December 13

Los Angeles Chargers at Kansas City Chiefs - 6:20 PM (FOX/NFLN/Amazon)

Saturday, December 15

Houston Texans at New York Jets - 2:30 PM (NFLN)

Cleveland Browns at Denver Broncos - 6:20 PM (NFLN)

Sunday, December 16

Arizona Cardinals at Atlanta Falcons - 11:00 AM (FOX)

Green Bay Packers at Chicago Bears - 11:00 AM (FOX)

Detroit Lions at Buffalo Bills - 11:00 AM (FOX)

Tampa Bay Buccaneers at Baltimore Ravens - 11:00 AM (FOX)

Oakland Raiders at Cincinnati Bengals - 11:00 AM (CBS)

Tennessee Titans at New York Giants - 11:00 AM (CBS)

Miami Dolphins at Minnesota Vikings - 11:00 AM (CBS)

Washington Redskins at Jacksonville Jaguars - 11:00 AM (CBS)

Dallas Cowboys at Indianapolis Colts - 11:00 PM (FOX)

Seattle Seahawks at San Francisco 49ers - 2:05 PM (FOX)

New England Patriots at Pittsburgh Steelers - 2:25 PM (CBS)

Philadelphia Eagles at Los Angeles Rams - 6:20 PM (NBC)

Monday, December 17

New Orleans Saints at Carolina Panthers - 6:15 PM (ESPN)

MEDIA SCHEDULE - WEEK 15

The Cardinals practice and media schedule for this week is listed below. Practice is open each day for approximately the first 20 minutes and the locker room will be open for 45 minutes.

All requests for assistant coach availability need to be made in advance through the Cardinals Media Relations staff.

Wed, 12/12 11:10 AM - Practice
Falcons Conference Call
11:20 AM - Head Coach **Dan Quinn**

HC **Steve Wilks** and QB **Josh Rosen** available at approximately 1:00 PM and players available in locker room

Thurs, 12/13 11:10 AM - Practice
Coordinators **Byron Leftwich** (Offense) and **Al Holcomb** (Defense) following practice at approximately 1:00 PM and players available in locker room

Fri, 12/14 10:25 AM - Practice
Head coach **Steve Wilks** available at approximately 11:50 AM and players available in locker room

Sun, 12/16 Cardinals at Falcons, 11:00 AM - Mercedes-Benz Stadium

ROSEN UNDER CENTER AS A ROOKIE

Rookie QB **Josh Rosen** - selected 10th overall by the Cardinals in the 2018 NFL Draft - has started 10 of 11 games played so far this season. While gaining valuable experience in his rookie season, Rosen has provided his share of highlights.

CLUTCH PLAYS IN GREEN BAY

Rosen led the Cardinals to another come-from-behind victory in Week 13, earning his third win of the season as Arizona won in Green Bay.

With the Cardinals trailing 10-7 in the third quarter, Rosen led the Cardinals to points on three of their final four drives in the comeback win. Rosen provided a pivotal play in all three second half scoring drives:

- 37-yard pass to WR Christian Kirk on the game-tying FG drive in the third quarter (made score 10-10)
- 33-yard run on go-ahead TD drive in the third quarter (made score 17-10)
- 32-yard pass to WR Larry Fitzgerald on 3rd-n-23 on the game-winning FG drive in the fourth quarter (made score 20-17)

Rosen's 33-yard run at Lambeau Field in the third quarter was the longest run for a Cardinals QB in 16 years: Jake Plummer had a 34-yard TD run against San Francisco on 10/27/02.

SUCCESS AT A YOUNG AGE

21 Years, 260 Days Old - Rallied the Cardinals from 12 points down in the fourth quarter vs. San Francisco in Week 8, becoming the youngest QB in the Super Bowl era to win a game after leading his team back from a double-digit deficit in the fourth quarter.

21 Years, 239 Days Old - Led the Cardinals to a 28-18 victory over the 49ers in Week 5, becoming the youngest Cardinals QB in the modern statistical era (since 1933) to earn a victory.

21 Years, 232 Days Old - Made his first career start against the Seahawks in Week 4, becoming the youngest QB to start for the Cardinals in the modern statistical era (since 1933).

AMONG FIVE 1ST ROUNDERS TO START IN 2018

Rosen was one of five QBs selected in the first round of the 2018 NFL Draft, joining **Baker Mayfield** (1st overall; Browns), **Sam Darnold** (3rd overall; Jets), **Josh Allen** (7th overall; Bills) and **Lamar Jackson** (32nd overall; Ravens).

All five of the rookie first-round QBs have started this season. The 2018 season is the first in NFL history in which five rookie quarterbacks selected in the first round of the same NFL Draft have started at least one game.

All five rookie QBs have at least three wins this season: Mayfield (4), Darnold (4), Rosen (3), Jackson (3) and Allen (3).

A THRILLING COMEBACK IN WEEK 8

In leading the Cardinals to an 18-15 victory over the 49ers at State Farm Stadium in Week 8, Rosen completed 23-of-40 pass attempts for 252 yards, 2 TDs, an INT and a passer rating of 82.5.

Rosen's 23 completions and 40 pass attempts both represent the highest single-game totals in franchise history by a rookie in a win.

In rallying the Cardinals from a 12-point fourth quarter deficit, Rosen connected on 12-of-18 pass attempts (66.7%) for 150 yards, 2 TDs, 0 INTs and a 129.4 passer rating in the fourth quarter.

Rosen became the first rookie QB to win a game in which his team trailed by at least 12 points in the fourth quarter since both Andrew Luck (12 points at Det on 12/2) and Russell Wilson (13 points vs. NE on 10/14) did so in 2012.



ROOKIE REPORT CARD

The Cardinals active roster features 10 rookies, including eight on offense. Of those 10 rookies, four were selected by the Cardinals in the 2018 Draft: QB **Josh Rosen** (1st round), C **Mason Cole** (3rd round), RB **Chase Edmonds** (4th round) and OL **Korey Cunningham** (7th round).

In last week's game vs. Detroit, the Cardinals started six rookies, including five on offense. Nine rookies saw action against the Lions.

Dating back to the 1970 NFL-AFL merger, last week's game marked the first time the Cardinals started at least five rookies on offense in a game (excludes strike-shortened 1987 season which featured replacement players).



The Cardinals and Browns are the only teams in the NFL to start five rookies on offense in a game this season.

Rookies Making an Impact in 2018

• **C Mason Cole** (3rd Round, 97th overall) - Has started all 13 games and is the only lineman to play every snap on offense this season. Cole has now made 117 consecutive starts dating back to his freshman year of high school.

• **QB Josh Rosen** (1st Round, 10th overall) - Has started 10 games this season and needs just one win to establish a new franchise record for wins by a rookie QB.

• **WR Christian Kirk** (2nd Round, 47th overall) - Appeared in the first 12 games (7 starts) and totaled 43 receptions for 590 yards and three TDs before a foot injury landed him on IR last week.

• **LB Zeke Turner** (Undrafted) - Leads the NFL with 15 special teams tackles and 13 solo special teams tackles in 2018. Made his first career start at LB last week vs. Detroit.

• **LB Dennis Gardeck** (Undrafted) - Has appeared in all 13 games with a team-high 304 snaps on special teams. Has six special teams tackles.

• **RB Chase Edmonds** (4th Round, 134th overall) - Has appeared in all 13 games and ranks second the team in carries (42), rushing yards (152) and rushing TDs (2).

• **T Korey Cunningham** (7th Round, 254th overall) - Made his NFL debut in Week 11 vs. Oakland and has started each of the last four games, appearing in every snap in those contests.

• **WR Trent Sherfield** (Undrafted) - Played in his 10th game last week vs. Detroit and posted season-highs in receptions (5) and receiving yards (77) in his first career start. Has at least one reception in each of the last four games.

• **WR Jalen Tolliver** (Undrafted) - Elevated from the practice squad last week (12/4), Tolliver made his NFL debut against the Lions and finished with two receptions for 22 yards.

• **OL Colby Gossett** (6th round, 213th overall by Min) - Signed off the Vikings practice squad on 10/30, Gossett made his NFL debut at LG in the Cardinals Week 13 victory over Green Bay. He made his first career start last week against the Lions.

• **OL Zack Golditch** (Undrafted - Indy) - Signed off the Colts practice squad on 11/5, has appeared in two games for the Cardinals. Made his NFL debut in Week 12 at the Chargers, briefly subbing for RT Andre Smith.

A SPECIAL ROOKIE

One of the rookies having the biggest impact for the Cardinals this season wasn't among the players drafted in 2018.

LB Zeke Turner - signed by AZ as a rookie free agent - leads the NFL in both total special tackles (15) and solo special teams tackles (13) this season. He was named Special Teams Player of the Month (September) by ProFootballFocus.com.

Turner's 13 solo tackles on special teams are four more than any other player in the NFL this season.

NFL Leaders - Solo Special Teams Tackles (2018)

Rnk	Player (Team)	STT	Solo	Asst
1	LB Zeke Turner (AZ)	15	13	2
2	S Adrian Phillips (LAC)	14	9	5
3	DB Brandon King (NE)	12	8	4
4t	CB Justin Bethel (Atl)	11	9	2
4t	S Jayron Kearse (Min)	11	9	2
4t	S Charvarius Ward (KC)	11	8	3
4t	LB Neville Hewitt (NYJ)	11	8	3

*Source: NFL GSIS

WASHINGTON CREATES SPECIAL ONES

A safety at the University of Washington, Turner was a college teammate and shared the defensive backfield with current Cardinals S **Budda Baker**. As a rookie in 2017, Baker was named first-team All-Pro for his work on special teams last season.



EDMONDS HAS BREAKOUT GAME IN LAMBEAU

Rookie RB **Chase Edmonds** - the Cardinals fourth round selection (134th overall) in the 2018 NFL Draft out of Fordham - scored both of the Cardinals TDs in the win over the Packers in Week 13. They were the first two TDs of his career.

Edmonds finished the contest with season highs in scrimmage yards (66), rushing yards (53) and TDs (2).

His six-yard TD run in the second quarter was the first TD of his NFL career. It was his first TD since a 55-yard run vs. Bucknell on 11/18/17 in his final college game. That contest was played at Coffey Field, a 7,000-seat stadium in the Bronx. Edmonds scored his first two NFL TDs in front of 77,234 fans at Lambeau Field.

Edmonds became the first Fordham alum to score a TD in the NFL since Jets WR Kurt Sohn had a 13-yard TD catch vs. the Dolphins on 10/23/88. He is one of five different rookie RBs to post multiple rushing TDs in a game this season.

Player (Team)	TDs	Opponent
Chase Edmonds (AZ) - 4th round	2	12/2 at Green Bay
Phillip Lindsay (Den) - Undrafted	2	12/2 at Cincinnati
Saquon Barkley (NYG) - 1st round	2	11/18 vs. Tampa Bay
Phillip Lindsay (Den) - Undrafted	2	11/18 at L.A. Chargers
Sony Michel (NE) - 1st round	2	10/14 vs. Kansas City
Nick Chubb (Cle) - 2nd round	2	9/30 at Oakland



INJURIES TURNING OVER THE ROSTER

Of the 53 players on the Cardinals active roster in Week 14, 19 weren't on the roster when Arizona opened training camp in 2018. That total represents 35.8% of the Cardinals current active roster.

Of the 43 players who appeared in last week's game for Arizona, 11 weren't on the team's active roster in Week 1. That total includes five starters (4 on offense, 1 on defense).

14 ON IR THROUGH WEEK 14

Through Week 14, the Cardinals had 14 players on injured reserve in 2018. Only Washington (17) and Oakland (16) had more players on IR than the Cardinals through last week.

Those totals do not include DT Robert Nkemdiche and LB Thurston Armbrister, who were placed on IR this week. That gives Arizona 16 players on IR so far this season.

Players on Injured Reserve Thru Week 14

Rnk	Team	Players
1	Washington	17
2	Oakland	16
3t	Arizona	14
3t	Cincinnati	14
5t	3 teams tied	13

THE LIST GROWS LONGER

Since the beginning of Week 13 (Monday, 11/26) the Cardinals have placed nine players on IR, including Nkemdiche and Armbrister.

TRANSACTION TOTAL KEEPS CLIMBING

The Cardinals have made 287 roster moves so far in 2018, easily the highest total in the six-year tenure of GM **Steve Keim**. The previous high was 243 in 2017.

Roster Moves By Season (2013-18)

Year	Moves	Year	Moves
2018	287	2015	182
2017	243	2014	217
2016	227	2013	193



BETHEA'S BIG HONOR

Last Thursday (12/6) the Cardinals named **S Antoine Bethea** the "Arizona Cardinals/Walter Payton NFL Man of the Year." It is the second time in his career that he has earned the distinction, as he was also selected as the Colts "Man of the Year" in 2013.

The award is in recognition of outstanding community service activities off the field as well as excellence on the field. Bethea will receive a \$50,000 donation to the charity of his choice and an additional \$50,000 donation in his name to expand the United Way Character Playbook program in Arizona. As a nominee, Bethea will also receive two Super Bowl LIII tickets to give to community recipients of his choice.

Two of Bethea's off-the-field passions, education and community service, intersected in 2010 with the creation of his "Safe Coverage Foundation" which is committed to providing access and resources for students to achieve their dreams of a higher education. Every year since 2010, Bethea has hosted college visits for up to 50 students from his hometown of Newport News, VA with the goal of building a connection between inner-city high school students and universities by exposing teenagers to campus life and meetings with college faculty. He also helps students achieve higher education through his scholarship program.

Through his foundation, Bethea established the "Safe Coverage Technology Program" which provides laptops and iPads to high school seniors attending two-year, four-year or certification programs. In 2016, Bethea added another branch to his foundation called the "757 Shutdown Academy," a youth sports organization in Newport News that supports approximately 220 student-athletes ages 5-14 who compete on five football teams and three cheerleading squads.

Bethea has continued his strong philanthropic efforts in the Arizona community since joining the Cardinals in 2017. In September, he joined team president Michael Bidwill and teammates Tre Boston and Corey Peters for a meeting with Arizona Governor Doug Ducey to discuss criminal justice reform and efforts to reduce the state's recidivism rate. In October, Bethea, Peters, Bidwill and Ducey also attended a job fair at the Lewis State Prison Complex's Eagle Point Second Chance Center where they heard from current and former inmates as well as employers about their experience with the Second Chance Centers.

Bethea is one of 32 NFL "Man of the Year" recipients to qualify for the league's national 2018 "Walter Payton NFL Man of the Year" award. The 2018 Walter Payton NFL "Man of the Year" will be announced during NFL Honors on February 2, the eve of Super Bowl LIII. The winner will receive a \$250,000 donation to the charity of his choice and a \$250,000 donation in his name to expand Character Playbook across the country.



NEXT MAN UP ON THE OFFENSIVE LINE

The group hit hardest by injuries for the Cardinals this season has been the offensive line. Last week against Detroit, Arizona started three rookies along the O-Line - C **Mason Cole**, LT **Korey Cunningham** and LG **Colby Gossett**. A fourth starter, RT **Joe Barksdale**, was signed by the team four days prior to the game (on 12/5).

Excluding the 1987 season which featured replacement players due to a player strike, the Cardinals became the first team since the Lions in 1978 to start rookies at LT, LG and C in a game.

Last Sunday's starting offensive line combination - LT Korey Cunningham, LG Colby Gossett, C Mason Cole, RG Oday Aboushi, RT Joe Barksdale - was the ninth different O-Line combination for Arizona so far this season. It also marked the seventh consecutive game the Cardinals started a different combination of players along the line.



Arizona Starting 5 Offensive Linemen By Game (2018)

Week	LT	LG	C	RG	RT
1	Humphries	Iupati	Cole	Pugh	Smith
2	Humphries	Iupati	Cole	Pugh	Wetzel
3	Humphries	Iupati	Cole	Pugh	Wetzel
4	Humphries	Iupati	Cole	Pugh	Wetzel
5	Humphries	Iupati	Cole	Pugh	Smith
6	Humphries	Iupati	Cole	Pugh	Smith
7	Humphries	Wetzel	Cole	Munyer	Smith
8	Humphries	Iupati	Cole	Wetzel	Smith
10	Humphries	Vujnovich	Cole	Pugh	Smith
11	Cunningham	Iupati	Cole	Aboushi	Smith
12	Cunningham	Iupati	Cole	Vujnovich	Smith
13	Cunningham	Iupati	Cole	Aboushi	Holden
14	Cunningham	Gossett	Cole	Aboushi	Barksdale

*Bold represents the 9 different starting combinations

When G **Mike Iupati** went down with a knee injury in the third quarter at Green Bay in Week 13, the offensive line that led the way for Arizona's comeback victory consisted of two rookie draft picks (Cole and Cunningham) and three players that were acquired in the previous 40 days (Gossett, Aboushi and RT Will Holden).

IUPATI AND HUMPHRIES MAKE IT SIX MEMBERS OF O-LINE ON IR

When the Cardinals placed LG Mike Iupati (knee) and LT D.J. Humphries on injured reserve last week, they became the fifth and sixth offensive lineman to land on IR this season: Humphries (knee), Iupati (knee), **Justin Pugh** (knee), **A.Q. Shipley** (knee), **John Wetzel** (neck) and **Jeremy Vujnovich** (hamstring).

Of the five starters who entered training camp with the Cards in July, four (Humphries, Iupati, Pugh and Shipley) are now on injured reserve.

CARDS IN TOP-10 WITH 39 SACKS

Arizona's defense has recorded 39 sacks this season. That total ranks seventh in the NFL in 2018.

NFL Leaders - Sacks (2018)

Rnk	Team	Sacks
1	Pittsburgh	49
2	Kansas City	42
3	New Orleans	41
4t	Chicago	40
4t	Denver	40
4t	Green Bay	40
7	Arizona	39
8t	Baltimore	38
8t	Minnesota	38
10	Detroit	37



Prior to this season, the last time the Cardinals defense recorded at least 39 sacks through the first 13 games of a season was in 1983 (39).

Arizona is on pace to finish with exactly 48.0 sacks in 2018. That would match the total from 2016 when the Cardinals led the NFL in sacks for just the second time in franchise history.

SPREADING THE SACKS AROUND

Arizona has had an NFL-high 11 players record multiple sacks this season:

Cardinals Players with Multiple Sacks in 2018

Chandler Jones (12.0)	Josh Byrnes (2.0)
Robert Nkemdiche (4.5)	Budda Baker (2.0)
Benson Mayowa (3.0)	Corey Peters (2.0)
Zach Moore (3.0)	Antoine Bethea (2.0)
Rodney Gunter (2.5)	Markus Golden (1.5)
Haason Reddick (2.0)	

JONES MAKES HISTORY IN 2018

Cardinals All-Pro DE **Chandler Jones** has recorded **12.0 sacks so far in 2018**. Combined with his **11.0 sacks in 2016 and 17.0 sacks in 2017**, he is the **first player in franchise history with 10+ sacks in three consecutive seasons**.

Jones is the only player in franchise history with at least 11.0+ sacks in three different seasons. **Jones is also the only player in the NFL with 11.0+ sacks in each of the last three seasons (2016-18)**.

Franchise Record – Seasons with 10+ Sacks

Rnk	Player	Seasons
1t	Chandler Jones	3 – 2016 (11.0), 2017 (17.0), 2018 (12.0)
1t	Simeon Rice	3 – 1996 (12.5), 1998 (10.0), 1999 (16.5)
1t	Al Baker	3 – 1983 (13.0), 1984 (10.0), 1986 (10.5)
4t	Freddie Joe Nunn	2 – 1987 (11.0), 1988 (14.0)
4t	Curtis Greer	2 – 1983 (16.0), 1984 (14.0)

Jones enters Week 15 tied for sixth in the NFL with 12.0 sacks in 2018.

NFL Leaders – Sacks (2018)

Rnk	Player (Team)	Sacks
1	Aaron Donald (LAR)	16.5
2	Von Miller (Den)	13.5
3t	J.J. Watt (Hou)	12.5
3t	Myles Garrett (Cle)	12.5
3t	Danielle Hunter (Min)	12.5
6t	Chandler Jones (AZ)	12.0
6t	Cameron Jordan (NO)	12.0
6t	Bradley Chubb (Den)	12.0

Jones' performance in 2018 marks just the fourth time in franchise history a player has recorded 12.0 or more sacks through the first 13 games of a season.

Franchise Record – Sacks Thru 13 Games (1982-2018)

Rnk	Player (Year)	Sacks
1	Chandler Jones (2017)	14.0
2	Simeon Rice (1999)	13.5
3t	Chandler Jones (2018)	12.0
3t	Bertrand Berry (2004)	12.0
5	Curtis Greer (1983)	11.5



A MARVELOUS RUN IN ARIZONA


By any measure, **Chandler Jones** has been one of the best defenders in the NFL since he came to Arizona in a trade prior to the 2016 season. **Since joining the Cardinals, Jones leads the NFL in both sacks (40.0) and tackles for loss (55).**

NFL Leaders – Sacks (2016-18)

Rnk	Player (Team)	Sacks
1	Chandler Jones (AZ)	40.0
2	Von Miller (Den)	37.0
3	Aaron Donald (LAR)	35.5
4	Ryan Kerrigan (Was)	33.0
5	Cameron Jordan (NO)	32.5

NFL Leaders – Tackles for Loss (2016-18)

Rnk	Player (Team)	TFL
1	Chandler Jones (AZ)	55
2	Aaron Donald (LAR)	52
3	Cameron Jordan (NO)	51
4	Jadeveon Clowney (Hou)	49
5	Von Miller (Den)	43



JONES GETS 40TH SACK AS A MEMBER OF THE CARDINALS

Jones recorded his 40th sack as a member of the Cardinals when he took down Packers QB Aaron Rodgers late in the second quarter in Week 13. **Jones reached 40 sacks with the Cardinals in just his 44th game with the team. He reached the career milestone in fewer games than any other player in franchise history.**

Franchise History – Fewest Games to 40 Sacks

Rnk	Player (Years)	Games
1	Chandler Jones (2016-18)	44
2	Simeon Rice (1996-99)	60
3	Curtis Greer (1980-85)	65
4	Freddie Joe Nunn (1985-89)	71
5	Bertrand Berry (2004-09)	72

Jones is tied with Bertrand Berry (40.0 from 2004-09) for eighth place on the franchise all-time sacks list.

Franchise Career Leaders – Sacks

Rnk	Player (Years)	Sacks	Games
1	Freddie Joe Nunn (1985-93)	66.5	131
2	Calais Campbell (2008-16)	56.5	138
3	Simeon Rice (1996-2000)	53.5	79
4	Curtis Greer (1980-88)	50.5	94
5	Ken Harvey (1988-93)	47.5	90
6	Eric Swann (1991-99)	45.5	110
7	Darnell Dockett (2004-14)	40.5	158
8t	Chandler Jones (2016-18)	40.0	45
8t	Bertrand Berry (2004-09)	40.0	72
10	Al Baker (1983-86)	37.5	63

MORE THAN JUST THE ONE

Jones' Week 11 performance vs. Oakland (2.0 sacks) marked the third time this season - and the 10th time with Arizona - that he has had multiple sacks (1.5 or more) in a game.

Dating back to 2013 - his second season in the NFL - no player in the NFL has more games with multiple sacks than Jones.

NFL Leaders – Multi-Sack Games (2013-18)

Rnk	Player (Team)	Gms
1t	Chandler Jones (AZ/NE)	19
1t	J.J. Watt (Hou)	19
3	Justin Houston (KC)	17
4	Cameron Jordan (NO)	16
5t	Cameron Wake (Mia)	14
5t	Von Miller (Den)	14



GAME AFTER GAME, JONES GETS A SACK

Jones has 40.0 sacks in 45 career games with the Cardinals. He has at least one full sack in nine of 13 games this season and in 31 of 45 games played in three seasons (2016-18) for Arizona.

Since coming to Arizona in 2016, Jones has gone back-to-back games without a sack just four times. He has not done so since Games 13-14 of the '16 season. That span covers 32 total games.

Dating back to 2016, no player in the NFL has a sack in more games than Jones.

NFL Leaders – Games with 1.0+ Sack (2016-18)

Rnk	Player (Team)	Games
1	Chandler Jones (Arizona)	31
2t	Khalil Mack (Chicago)	25
2t	Von Miller (Denver)	25
4	Danielle Hunter (Minnesota)	24
5	Ryan Kerrigan (Washington)	23

Jones had at least one sack in 13 of 16 games during his record-breaking campaign in 2017. He was the first player in franchise history to have a sack in at least 13 games in a single season. No other player in team history had a sack in more than 11 games in a season.

Since individual sacks became an official statistic in 1982, only Demarcus Ware (14 in 2008) had a sack in more games in a season than Jones had in 2017.



38 QBS AND COUNTING

Jones has sacked 38 different quarterbacks in his NFL career. If Jones has a sack this week in Atlanta, Falcons QB Matt Ryan would become #39.

Chandler Jones Sacks By Quarterback (38)

Quarterback	Sacks
Russell Wilson	8.5
Geno Smith	5.0
Ryan Tannehill	4.5
Ryan Fitzpatrick	4.0
Tyrod Taylor	4.0
Kirk Cousins	3.5
Jared Goff	3.5
Andrew Luck	2.5
C.J. Beathard	2.0
Blake Bortles	2.0
Sam Bradford	2.0
Jacoby Brissett	2.0
Derek Carr	2.0
Matt Cassel	2.0
Colin Kaepernick	2.0
Case Keenum	2.0
Patrick Mahomes	2.0
Marcus Mariota	2.0
Ben Roethlisberger	2.0
Alex Smith	1.5
Drew Brees	1.0
Josh Freeman	1.0
Jimmy Garoppolo	1.0
Kevin Kolb	1.0
Jake Locker	1.0
Eli Manning	1.0
Peyton Manning	1.0
Zach Mettenberger	1.0
Cam Newton	1.0
Kyle Orton	1.0
Dak Prescott	1.0
Aaron Rodgers	1.0
Matthew Stafford	1.0
Mitch Trubisky	1.0
Carson Wentz	1.0
Jameis Winston	1.0
Andy Dalton	0.5
Philip Rivers	0.5



133 SELLOUTS IN A ROW

After selling out last week's game against Detroit, Arizona has now sold out all 133 games played at State Farm Stadium since it opened in 2006.

There were only 12 games total that sold out in time to be televised locally in 18 years at Sun Devil Stadium.

State Farm Stadium has proven to be a catalyst for the Cardinals success in the last decade-plus. Below is a look at the results at State Farm Stadium compared to 18 seasons at Sun Devil Stadium.

Overall Comparison Statistic	12+ seasons at SF Stadium	18 seasons at SD Stadium
Sellouts	133	12
Regular Season Record	102-102-1	100-188
Regular Season Win %	.500	.347
Regular Season Home Record	62-40-1	64-80
Home Win %	.607	.444
Postseason Record	5-4	1-1
Postseason Home Record	4-0	0-0
Seasons with Winning Record	5	1
Postseason Berths	4	1
Division Titles	3	0
Conference Championship Games	2	0
Super Bowl Appearances	1	0

THE NEST GETS A NEW NAME

In September the Cardinals and State Farm announced an 18-year naming rights commitment that resulted in the team's home venue becoming State Farm Stadium.

"We were intent on finding a relationship that was an ideal fit with our organization and this community in terms of values, priorities and culture," said Cardinals President **Michael Bidwill**. "With State Farm, we absolutely did that. State Farm is one of the most-respected and recognizable brands in the world and Phoenix is fortunate to be one of its three hub markets."

Arizona is home to one of three of State Farm regional hubs. State Farm is an active member of the local community employing roughly 7,000 individuals.



CARDS EARN FIRST-EVER WIN AT LAMBEAU FIELD

Arizona defeated the Packers 20-17 in Green Bay in Week 13. The victory gave the Cardinals their first-ever win at Lambeau Field and first win in Green Bay since 1949.

Including postseason the Cardinals have now won three in a row, and four of the last five, against the Packers.

CARDS WIN A COLD ONE

The temperature at kickoff in Green Bay was 34 degrees. Prior to the win in Week 13, the last time the Cardinals won a game when the temperature was lower came on 12/18/83 at Philadelphia. In the coldest Cardinals victory on record, the team defeated the Eagles 31-7 and the temperature at kickoff was 10 degrees that day.



ARIZONA HANDS RODGERS RARE HOME LOSS

With their victory in Green Bay in Week 13, Arizona handed the Packers their only home loss of the 2018 season. For Packers QB Aaron Rodgers, it was his first home loss in over two years (11/6/16 vs. Indianapolis). Rodgers was 10-0-1 in his previous 11 home starts during that span.

The Cardinals victory represented just the second home loss of Rodgers' career in the month of December. He entered the game with a 16-1 record in December while playing at Lambeau Field. His only other December home loss came on 12/7/08 vs. Houston.


The Cardinals victory in Green Bay was just the 15th regular season home loss for Rodgers in 77 career starts at Lambeau Field.

Including postseason, Arizona is now 4-2 against the Packers with Rodgers starting at QB. Among teams that have faced Rodgers at least five times, Arizona's .667 winning percentage against the All-Pro QB is the best in the NFL.

Best Winning Percentage vs. Rodgers (Postseason Included)

Rnk	Team	Pct.	W	L
1	Arizona	.667	4	2
2t	Carolina	.600	3	2
2t	Washington	.600	3	2
4	Atlanta	.556	5	4
5	San Francisco	.500	4	4

Arizona's defense forced Rodgers into one of his worst statistical home performances of his career. He averaged just 4.66 yards per pass attempt (233 yards on 50 attempts), his lowest total ever in a game at Lambeau Field.



SUPER BOWL COMING BACK TO AZ

Valley Will Host 4th Super Bowl When Game Returns in 2023

The biggest event in American sports is returning to Arizona as State Farm Stadium was selected to host Super Bowl LVII that will cap the 2022 NFL season.

Super Bowl LVII will be the fourth Super Bowl played in Arizona and the third in 15 years at State Farm Stadium. The Valley last hosted Super Bowl XLIX following the 2014 season. With Super Bowl LVII being held at State Farm Stadium, Arizona will join South Florida, New Orleans, Los Angeles and Tampa Bay as the only sites selected to host the Super Bowl at least four times.

Past Super Bowls in Arizona

Super Bowl	Site	Date	Result
XLIX (49)	Univ. of Phoenix Stadium	2/1/15	Patriots 28, Seahawks 24
XLII (42)	Univ. of Phoenix Stadium	2/3/08	Giants 17, Patriots 14
XXX (30)	Sun Devil Stadium	1/28/96	Cowboys 27, Steelers 17



The nation's most popular sporting event and most widely-viewed television program, the Super Bowl provides an immense boost to the local economy. The last time the game was staged in Arizona it produced a record economic impact for the state. A 2015 study by the W.P. Carey School of Business at Arizona State University determined that Super Bowl XLIX, the 2015 Pro Bowl and related events produced a gross economic impact of \$719.4 million for the region. That was the largest economic impact of any special event ever held in Arizona.

In a span of just over 26 months in 2015-17, the stadium hosted a Pro Bowl, Super Bowl, College Football National Championship Game and the NCAA Men's Final Four. It was an unprecedented stretch for a stadium that generated \$1.3 billion for the state during that span.

Future Super Bowl Sites

Super Bowl	Site	Date
LIII (53)	Mercedes-Benz Stadium (Atlanta)	Feb. 3, 2019
LIV (54)	Hard Rock Stadium (Miami)	Feb. 2, 2020
LV (55)	Raymond James Stadium (Tampa Bay)	Feb. 7, 2021
LVI (56)	New Los Angeles Stadium (Los Angeles)	Feb. 6, 2022
LVII (57)	State Farm Stadium (Arizona)	2023
LVIII (58)	Mercedes-Benz Superdome (New Orleans)	2024

8 STRAIGHT VS. THE NINERS

The Cardinals swept the season series against the 49ers in 2018, marking the fourth consecutive season Arizona has done so.

When the Cardinals defeated San Francisco 18-15 at State Farm Stadium in Week 8 earlier this season, it marked Arizona's eighth consecutive victory over the 49ers, which ties the second-longest winning streak in team history against any opponent.

Franchise Record - Longest Win Streak vs. Single Team

Rnk	Opponent	Wins	Years
1	Philadelphia	9	1974-78
2t	San Francisco	8	2015-18
2t	St. Louis	8	2006-10
4t	Green Bay	7	1946-49
4t	Detroit	7	2006-15
4t	NY Giants	7	1974-77

Arizona's active streak of eight straight victories over San Francisco represent the team's longest winning streak in the history of the series. Only two teams (Kansas City and Seattle) have longer active winning streaks against a division opponent than Arizona does vs. the 49ers.

Longest Active Winning Streak vs. Division Opponent

Rnk	Team	Wins	Opponent
1t	Kansas City	9	L.A. Chargers
1t	Seattle	9	San Francisco
3	Arizona	8	San Francisco
4	Kansas City	7	Denver
5	Pittsburgh	6	Cincinnati



CARDINALS HOST GAMEDAY TOY DRIVE



The Cardinals hosted a toy drive prior to its Week 14 game against the Lions at State Farm Stadium to benefit United Phoenix Firefighters Charities (UPFC) and their "Holiday for Hometown Heroes" program.

UPFC volunteers teamed with Cardinals Cheerleaders to collect new, unwrapped toys and donations outside of each stadium entrance.

The toys will be distributed to a variety of organizations including families of fallen, wounded and deployed military members as well as underprivileged children throughout the Valley.

The UPFC was organized in 1964 and consists of more than 2,600 firefighters across the Valley. A nonprofit organization, the UPFC works with community leaders, private businesses, citizens, other nonprofits and for-profit organizations to improve the lives of the community they serve.

CARDINALS VISIT PCH



Cardinals OL **Oday Aboushi**, OL **Daniel Munyer**, OL **Mike Iupati**, OL **D.J. Humphries**, DE **Zach Moore**, LB **Dennis Gardeck** and LS **Aaron Brewer** joined members of the Cardinals Women's Club, team mascot Big Red and Cardinals Cheerleaders at Phoenix Children's Hospital on Tuesday (11/27) for a birthday party in the Kids Zone.

Each month, the Kids Zone at PCH holds a party for all patients who have a birthday that month.

The Arizona Cardinals Women's Club sponsored the November birthday party which featured a luau theme and included games with the patients as well as pizza and cake.

PETERSON UNVEILS "PATRICK'S CORNER"



On 10/2, CB **Patrick Peterson** unveiled his 13th "Patrick's Corner" at Crockett Elementary in Phoenix.

Through a partnership with Scholastic Books, the new Corner is furnished with bookshelves, beanbag chairs, a reading module, a stereo listening center, an audio library and 1,200 age-appropriate books.

In addition, all 491 students were provided with a reading certificate with which they can purchase a book during the Pick-Out-A-Book book fair. The new reading room serves as a fun, comfortable space where students and their families can read, learn and explore together.

LARRY LENDS A HAND



Joe Casella and his wife, **Tina**, opened Casella's Italian Delicatessen in Scottsdale in 1977 and in the 40-plus years since they have fed and made friends with many in the community.

One of those friends is WR **Larry Fitzgerald**, who reached out in September to help the family in a time of need.

Joe Casella was diagnosed with a terminal form of cancer and on 9/18, Fitzgerald paid for all orders at the Casella's restaurant from noon to 5:00 PM, while asking that patrons make any donations they could to help support Joe and his family. Fitzgerald and teammates **D.J. Foster** and WR **Christian Kirk** stopped by during the day to thank patrons for their donations.

Foster and Kirk both played football at Saguaro High School, which is less than a mile from the deli. Casella has been a longtime supporter of the school's teams. Donations to help the Casella family can also be mailed to the restaurant at 5905 N Granite Reef Rd., Scottsdale, Arizona, 85250.

CARDINALS VISIT RONALD McDONALD HOUSE

Led by a group from the Cardinals Women's Club, Cardinals players including LB **Dennis Gardeck** and DE **Zach Moore** joined **Nicole Bidwill**, team mascot Big Red and Cardinals Cheerleaders for a visit to the Ronald McDonald House for the team's annual "Light the House" party on Wednesday (12/5) to help spread holiday cheer.

All of the houses were lit with holiday lights, and the group from the Cardinals provided the families with dinner, drinks and dessert while also passing out stockings to the children.

The Ronald McDonald House Charities of Phoenix provides a welcoming "home away from home" for children and their families who travel to Phoenix to receive treatment for serious, often life-threatening illnesses and injuries.



CARDINALS VISIT LUKE AIR FORCE BASE

On Tuesday (11/6), OL **Mason Cole**, OL **Korey Cunningham**, WR **Christian Kirk**, OL **Justin Pugh**, CB **Brandon Williams** and WR **Chad Williams** joined team mascot Big Red, Cardinals Cheerleaders and USAA representatives to visit Luke Air Force Base and show their gratitude and appreciation to those serving in the armed forces, while learning about their roles and responsibilities at the base.

The group received an up-close look at F-35s and F-16s from the 61st Fight Squadron inside a hanger and had the opportunity to experience a F-35 simulator while visiting various personnel stationed on the base.

Following the tour, the players and cheerleaders signed autographs and posed for photos during a meet-and-greet session.



CARDS HOST PRO VS. G.I. JOE PROGRAM

For the eighth consecutive year, several Cardinals players joined Cardinals Cheerleaders and team mascot Big Red in the Pro vs. GI Joe program at the Dignity Health Arizona Cardinals Training Center on Tuesday (11/13).

In conjunction with the Joint Forces Initiative, the Pro vs. GI Joe program had players and military personnel, home and abroad, playing video games and communicating through a webcam on Xbox Live.

The Joint Forces Initiative is a private, non-profit organization that provides America's heroes the opportunity to play real-time video games, online and in-person, with professional athletes and celebrities.



CARDS AND COX LAUNCH STEM PROGRAM

The Cardinals and Cox Communications partnered with the education technology company, EVERFI, to introduce the *Connect2STEM* program to classrooms in Arizona to inspire the next generation of engineers. The program, called Endeavor, will introduce students to careers in technical fields and uses gamified lessons to encourage and prepare students for a career in STEM.

Cardinals QB **Josh Rosen** joined team mascot Big Red and Cardinals Cheerleaders to celebrate the launch of *Connect2STEM* at South Mountain High School on Tuesday (10/23).



ELEVATING A FRANCHISE

The 2018 season is the 12th since **Michael Bidwill** took over as team President in 2007. His leadership during that time has gone a long way in transforming the franchise – both on and off the field.

Highlights of Bidwill's tenure as team President

- Since taking over as team president in 2007, the Cardinals have gone .500 or better in eight of 12 seasons (just twice in previous 20 years) and posted four double-digit win seasons (none in previous 20).

- Arizona's 50 wins between 2013-17 were the most in any five-year span in franchise history.

- The last two head coaches he hired for the Cards went on to finish #1 and #2 in franchise history in wins: Bruce Arians (50) and Ken Whisenhunt (49).

- Of the Cardinals seven all-time postseason wins, five have come during Bidwill's 11 years as team president. Arizona has played in nine postseason contests since Bidwill took over in 2007. The Cardinals played just seven total playoff games in their entire history prior to his tenure.

- Arizona has appeared in the NFC Championship Game twice during Bidwill's time as president (2008, '15), including a victory in 2008 that led to the franchise's first-ever Super Bowl appearance (Super Bowl XLIII).

- Leading the list of his Cardinals accomplishments is the creation of State Farm Stadium. Since its opening in 2006, the team has sold out all 133 games (preseason and postseason included) played at the venue.

- In addition to his role in helping Arizona land Super Bowls XLII and XLIX, he led the effort to land Super Bowl LVII (2023) this past spring. Michael was also instrumental in getting the 2015 Pro Bowl for Arizona; played a week before Super Bowl XLIX those two events combined to deliver a record economic impact of \$720 million to the region.

- By the time it hosts Super Bowl LVII, State Farm Stadium will have undergone \$100 million in improvements including parking infrastructure, state-of-the-art wifi, video boards, sound system upgrades and club-area enhancements since it staged Super Bowl XLIX.

- Bidwill also oversaw the team's appearance in the groundbreaking Amazon Original series All or Nothing: A Season with the Arizona Cardinals. Produced by NFL Films, the eight-episode series was awarded the Sports Emmy for Outstanding Serialized Sports Documentary in May of 2017.

- In January of 2016, the National Football Foundation (NFF) and College Hall of Fame inducted Bidwill and Arizona Governor Doug Ducey into the NFF Leadership Hall of Fame.

- This past January (2018), was one of five owners named to the NFL's Player-Owner Committee focused on social and racial justice initiatives. In December of 2014, Commissioner Roger Goodell tapped Bidwill to chair the league's Conduct Committee which reviews the league's Personal Conduct Policy.

Cardinals Under Michael Bidwill (2007-Present)

Statistic	Totals
Regular Season Record	97-91-1
Postseason Record	5-4
Overall Record	102-95-1
Regular Season Win Pct.	.516
Avg. Wins Per Season (2007-17)	8.5
Regular Season Home Record	59-35-1
Postseason Home Record	4-0
Overall Home Record (RS+post)	63-35-1
Regular Season Home Win Pct.	.626
Seasons with .500 Record or Better	8
Seasons with 9+ Wins	5
Seasons with 10+ Wins	4
Best Regular Season Record	13-3
Postseason Berths	4
Division Titles	3
Conference Championship Games	2
Super Bowl Appearances	1
Primetime Games	26



GRAND MARSHALL MICHAEL BIDWILL

In September it was announced that Cardinals president **Michael Bidwill** was chosen as the grand marshal of this year's Desert Financial Fiesta Bowl parade.

The parade will be held on Saturday, December 29 at 10 a.m. in Central Phoenix. The Playstation Fiesta Bowl, one of college football's best bowl games, will take place on New Year's Day.

Bidwill will join a notable list of grand marshals, which includes Diamondbacks Hall of Fame pitcher **Randy Johnson**, former Cardinals QB and Hall of Famer **Kurt Warner** and Suns/Diamondbacks owner **Jerry Colangelo**. Last year, Coyotes forward **Shane Doan** served in the prestigious role.



A SUCCESSFUL RUN AS GM

Steve Keim was promoted to GM on January 8, 2013 after 14 seasons in the Cardinals organization. In guiding the team to an unprecedented run of success in his first five years as GM, Keim earned contract extensions in February of 2015 and February of 2018 that will keep him with the franchise through 2022.

Since his promotion in 2013, the Cardinals have posted a 52-40-1 regular season record, and Keim has developed into one of the league's most highly respected GMs.

Named the 2014 Sporting News NFL Executive of the Year in a vote of NFL coaches and team executives, Keim also earned back-to-back NFL Executive of the Year honors from Pro Football Talk (2013-14).

The teams put together by Keim during his time as GM have been some of the most successful in franchise history. In 2014 the team tied the franchise record for wins in a season (11) before setting a new mark in 2015 when the Cardinals won 13 games and earned its first-ever postseason bye.

KEIM'S WINNING CULTURE

Since being named Arizona's GM on January 8, 2013, only seven of his NFL counterparts have won more regular season games than Keim (52).

Regular Season Wins by NFL GMs – Since 2013

Rnk	General Manager	Team	Record (Win Pct)
1	Bill Belichick*	New England Patriots	72-21-0 (.774)
2	John Schneider	Seattle Seahawks	62-30-1 (.672)
3	Kevin Colbert	Pittsburgh Steelers	60-32-1 (.651)
4	John Elway	Denver Broncos	57-36-0 (.613)
5t	Mickey Loomis	New Orleans Saints	54-39-0 (.581)
5t	Jerry Jones	Dallas Cowboys	54-39-0 (.581)
7	Howie Roseman	Philadelphia Eagles	53-40-0 (.570)
8	Steve Keim	Arizona Cardinals	52-40-1 (.565)

*Includes the tenures of Scott Pioli (2000-08) and Nick Caserio (2009-present) in the Patriots player personnel department.

PUTTING TOGETHER AN ACCOMPLISHED ROSTER

- The rosters Keim put together produced one of the NFL's top-10 defenses four times and one of the top-10 offenses twice. *Arizona had a top-10 defense in three consecutive seasons (2015-17) for the first time since the 1970 merger.*

- During Keim's tenure, Arizona has established franchise records for wins in a season (13 in 2015), points in a season (489 in 2015), led the NFL in total offense for the first time in team history (#1 in 2015) and led the NFL in sacks for the second time ever (48.0 in 2016).

CARDS HAVE A HIT WITH "FLIGHT PLAN"

In February, the Arizona Cardinals launched "Cardinals Flight Plan", a first-of-its-kind documentary series available on Facebook Watch that takes fans behind the scenes for an inside look at the team's offseason.

The 10-episode series, which began February 14 and produced a new episode every other week until the finale on June 20, has reached nearly 14 millions viewers to date.



ABOUT FLIGHT PLAN: From the final moments of the 2017 season and leading up to training camp in 2018, Flight Plan allows fans to follow the team's search for a new head coach and QB, free agency evaluations, success in the 2018 NFL Draft and on-field preparations during OTAs and minicamp.

HOW TO WATCH: Regardless of whether they have a Facebook account, viewers within the U.S. can watch every episode of the series by going to [facebook.com/cardinalsflightplan](https://www.facebook.com/cardinalsflightplan). Viewers outside the U.S. are able to access the show via the Cardinals' main Facebook page.

Episode 10: Ready for Takeoff - New coach. New QBs. No shortage of headlines.

Episode 9: Full Deck - Josh Rosen and the rookies the veterans during organized team actives. While offseason workouts continue, Arizona is awarded Super Bowl LVII during the NFL owners meetings.

Episode 8: Cardinal DNA - As the team takes shape, it's built with the "Cardinal DNA" at its core.

Episode 7: Own the Room - The drama of the 2018 NFL Draft unfolds from Dallas and inside the war room at team's headquarters in Tempe.

Episode 6: D-Day - Steve Wilks is wired for sound during his first minicamp as Head Coach, and the team prepares for the Draft.

Episode 5: Groundwork - The first offseason program under head coach Steve Wilks is underway. David Johnson and Markus Golden are hard at work to come back from season-ending injuries.

Episode 4: Veteran Moves - NFL free agency is underway, and the Arizona Cardinals make the offensive line a top priority.

Episode 3: Combining Together - Steve Wilks, his staff and the front office use the week at the NFL Combine to get on the same page about the Draft class.

Episode 2: Mobilizing - Scouts evaluate talent at the Senior Bowl and Head Coach Steve Wilks settles into a routine at Cardinals headquarters.

Episode 1: Reshuffling the Deck - The search for Arizona's new head coach is underway, and the Cardinals provide fans an in-depth look into the process.

WILKS IN YEAR 1 WITH ARIZONA

In January, the Cardinals hired 23-year coaching veteran **Steve Wilks** as the team's new head coach. Wilks came to Arizona having spent the past six seasons (2012-17) with the Carolina Panthers, including last year as the team's defensive coordinator.

Wilks is one of seven new NFL head coaches in 2018, and one of six who spent last season as a coordinator. Wilks is also one of five first-time NFL head coaches in 2018.

New NFL Head Coaches in 2018

Coach	Team	Age	Previous Team
Steve Wilks*	Arizona	49	Carolina (Def. Coordinator)
Jon Gruden	Oakland	54	Tampa Bay (HC from 2002-08)
Matt Nagy*	Chicago	40	Kansas City (Off. Coordinator)
Matt Patricia*	Detroit	43	New England (Def. Coordinator)
Frank Reich*	Indianapolis	56	Philadelphia (Off. Coordinator)
Pat Shurmur	NY Giants	53	Minnesota (Off. Coordinator)
Mike Vrabel*	Tennessee	42	Houston (Def. Coordinator)

*First-time NFL head coach

Steve Wilks Quick Facts

- Nine stops and 19 years after getting his first head coaching job at Savannah State in 1999, Wilks became a head coach again when he was hired by the Cardinals in 2018.
- In a span of eight years between 1999 and 2006, Wilks had eight jobs with eight different teams.
- Wilks began his coaching career in 1995 as a defensive coordinator (Johnson C. Smith, 1995) and his last job before being hired in Arizona was as a defensive coordinator (Carolina Panthers, 2017).
- The Charlotte, NC native spent the last 12 years as an assistant in the NFL. Wilks also coached in the NFL with the Chicago Bears (2006-08) and San Diego Chargers (2009-11) prior to working in Carolina (2012-17).
- Coached for 11 years at the collegiate level, including one season (1999) as the head coach at Savannah State. He also worked as an assistant at Johnson C. Smith (1995-96), Savannah State (1997-98), Illinois State (2000), Appalachian State (2001), East Tennessee State (2002), Bowling Green (2003), Notre Dame (2004), and Washington (2005).
- Attended West Charlotte (NC) High School and went on to play defensive back at Appalachian State (1987-91), finishing his career with 103 tackles, four INTs and four blocked kicks. He attended training camp with the Seattle Seahawks in 1992 and played DB and WR for the Charlotte Rage of the Arena Football League in 1993.
- Wilks and his wife, Marcia, have two daughters, Marissa and Melanni, and a son, Steven James.



WILKS' SUCCESS IN CAROLINA

During his six seasons with the Carolina Panthers, **Steve Wilks** helped shape one of the NFL's top defenses. Below is a look at a few highlights from his tenure with the Panthers.

Wilks in Carolina (2012-17)

- Promoted to defensive coordinator with Carolina in 2017 after Sean McDermott was named the head coach in Buffalo. Wilks had previously served as the Panthers secondary coach for five seasons (2012-16) and added the title of assistant head coach in 2015.
- The Panthers finished in the top-10 in total defense in five of Wilks' six seasons with the team. With Wilks as defensive coordinator, the Panthers went from 21st overall in 2016 to 7th in 2017.
- In his first year as defensive coordinator in 2017, the Panthers finished 7th in the NFL in total defense (317.1 ypg), 3rd in sacks (50), and 3rd in run defense (88.1 ypg).
- The Panthers were the only team in the NFL to not allow an individual 100-yard rusher in any game in 2017.
- In 2016, Wilks' secondary helped the Panthers tie for the NFC lead with 17 INTs.
- While serving as DBs coach in 2015, Wilks was given the additional title of assistant head coach. That same season the Panthers won the NFC Championship, played in Super Bowl 50 and led the NFL in INTs (24), total takeaways (39) and turnover differential (+20).



LEFTWICH TAKES THE REINS ON OFFENSE

On October 19 the Cardinals named **Byron Leftwich** - Arizona's QBs coach the last two seasons (2017-18) - as the team's new offensive coordinator. Leftwich originally joined the Cards coaching staff as an intern in 2016.

In his first game as OC, Arizona earned a come-from-behind victory in its 18-15 win over the San Francisco 49ers in Week 8.

The 38-year old native of Washington, D.C. played 10 seasons in the NFL with four different teams (Jacksonville 2003-06; Atlanta 2007; Pittsburgh 2008, 2010-12; Tampa Bay 2009) and appeared in 60 games (50 starts), completing 930 passes on 1,605 attempts (57.9%) for 10,532 yards and 58 TDs. He was drafted by the Jaguars with the seventh overall selection in the first round of the 2003 NFL Draft.

He played collegiately at Marshall, where he was one of the most prolific passers in college football history. Leftwich was a three-year starter at Marshall and set Mid-American Conference records for passing yards (11,903) and total offense (12,090). He completed 939-of-1,442 pass attempts (65.1%) with 89 TDs and 28 INTs and was twice selected as the MAC Offensive Player of the Year (2001-02). Leftwich finished sixth in voting for the Heisman Trophy as a senior in 2002.

Leftwich Among League's Youngest Offensive Coordinators

With his promotion, Leftwich became the fifth-youngest offensive coordinator in the NFL.

NFL's Youngest Offensive Coordinators

Rnk	Coach	Team	Age	Birthdate
1	Jim Bob Cooter	Detroit	34	July 3, 1984
2	Nick Sirianni	Indianapolis	37	June 15, 1981
3	Dowell Loggains	Miami	38	October 1, 1980
4	Byron Leftwich	Arizona	38	January 14, 1980
5	Matt LaFleur	Tennessee	39	November 14, 1979



JEFF RODGERS - SPECIAL TEAMS COORDINATOR

After spending the last three seasons in Chicago, **Jeff Rodgers** was named the Cardinals special teams coach in January. Last season Rodgers mentored a Bears special teams unit that tied the Rams for the NFL lead with three special teams touchdowns (2 punt return, 1 fake field goal).


- Has 17 years of coaching experience, including 14 seasons coaching special teams in the NFL with Chicago (2015-17), Denver (2011-14), Carolina (2009-10), and San Francisco (2003-07).
- The Broncos returned six kicks for touchdowns during Rodgers tenure in Denver (2011-14), tied for the second most in the NFL in that span. In 2012, Trindon Holliday became the first player in NFL history to record multiple return TDs in a playoff game when he scored on a 90-yard punt return and a 104-yard kickoff return.
- Under Rodgers tutelage, Broncos K Matt Prater was named to the Pro Bowl in 2013 after setting franchise records in field goal percentage (96.2%; 25-of-26) and points scored (150).



AL HOLCOMB - DEFENSIVE COORDINATOR

Now in his first season in Arizona and first as a defensive coordinator in the NFL, **Al Holcomb** spent the past five years coaching alongside Steve Wilks in Carolina. The 47-year old Holcomb joined the Cardinals staff with 23 years of coaching experience.

- Hired as Cardinals defensive coordinator on 1/26/18 after spending the previous five seasons as the linebackers coach with the Panthers.
- The Panthers finished in the top-10 in total defense in four of Holcomb's five seasons with the team, including finishing second in the NFL in 2013 (301.3 ypg).
- Under his guidance, Panthers LBs Luke Kuechly and Thomas Davis developed into one of the best linebacker duos in the NFL. Kuechly earned NFL Defensive Player of the Year honors in 2013 and was selected to five consecutive Pro Bowls (2013-17) while also being named first-team All-Pro four times (2013-15, '17). Davis made three consecutive Pro Bowls (2015-17) and was named first-team All-Pro in 2015.
- In 2017, Carolina finished seventh in the NFL in total defense (317.1 ypg), third in sacks (50), and third in run defense (88.1 ypg).
- Joined the Panthers in 2013 after four seasons (2009-12) with the New York Giants where he worked as a defensive assistant (2009-10) and defensive quality control coach (2011-12). The Giants ranked in the top-seven in the league in total defense in two of Holcomb's four years, and he capped his first season in New York with a victory over New England in Super Bowl XLV.



THROUGH 46 GAMES

After the Cardinals selected him in the third round (86th overall) in the 2015 NFL Draft, RB **David Johnson** went on a record-breaking run in his first two NFL seasons (2015-16). After posting a franchise rookie-record 13 TDs in 2015 (8 rushing, 4 receiving, 1 KOR), Johnson turned in an All-Pro season in 2016 when he led the NFL and established franchise single-season records for both scrimmage yards (2,118) and TDs (20).



Johnson's 2017 season came to an abrupt end, however, when he was suffered a wrist injury during the season-opener at Detroit and was forced to miss the remainder of the season.

Now in his fourth NFL season - healthy and with a new contract extension - Johnson is looking to re-gain his status as one of the league's top offensive weapons.

A REMARKABLE CAREER SO FAR

In 46 career games, Johnson has:

4,994 all-purpose yards (2,653 rushing, 1,743 receiving, 598 KOR)
41 total TDs (30 rushing, 10 receiving, 1 KOR)

In 35 NFL starts, Johnson has

100+ scrimmage yards in 23 games, most recently in Week 11 vs. Oakland
3,956 scrimmage yards (2,465 rushing, 1,491 receiving)
33 total TDs (26 rushing, 7 receiving)

A PRODUCTIVE FOUR SEASONS

Although he is in his fourth NFL season - RB **David Johnson** has only played 46 career games - which doesn't equal out to three full 16 games seasons.



Despite that fact, Johnson has already accumulated 4,396 career yards from scrimmage (2,653 rushing, 1,743 receiving). That represents the fourth-best total in franchise history through player's first four seasons.

Franchise Record - Scrimmage Yards in 1st 4 Seasons

Rnk	Player (Years)	Yards	Gms	Yds/Gm
1	RB Ottis Anderson (1979-82)	6,029	56	107.7
2	WR Anquan Boldin (2003-06)	4,721	56	84.3
3	WR Larry Fitzgerald (2004-07)	4,599	60	76.7
4	RB David Johnson (2015-18)	4,396	46	95.6
5	WR Terry Metcalf (1973-76)	4,158	51	81.5

APPROACHING SECOND 1,000-YARD SEASON ON THE GROUND

Through the first 13 games this season, Johnson has totaled 810 rushing yards. He needs 190 rushing yards over the final three games (63.3 yards per game) to hit 1,000 yards rushing in a season for the second time (1,239 yards in 2016) in his career.

Should he reach 1,000 rushing yards in 2018, Johnson would join Ottis Anderson (5 times) and Edgerrin James (2 times) as the only players in franchise history with 1,000+ rushing yards in multiple seasons.

If Johnson reaches 1,000 rushing yards, it will represent just the 16th 1,000-yard campaign in franchise history. There have been 10 players who have rushed for 1,000+ yards in a season for the Cardinals. Johnson's 1,239 yards in 2016 represent the fifth-best single-season total in team history.

DAVID GETS 30TH CAREER RUSHING TD

Johnson's third quarter TD run at Kansas City in Week 10 marked his 30th career rushing TD. He reached 30 career rushing TDs in fewer games (42) than any player in franchise history, 19 fewer than the previous record holder, Ottis Anderson (61).

Despite having played just 46 games, Johnson ranks fifth on the Cardinals all-time list for career rushing TDs. He has appeared in 23 fewer games than any other player in the top-5.

Franchise Record - Career Rushing TDs

Rnk	Player (Years)	TDs	Games
1	Ottis Anderson (1979-86)	46	99
2	Wayne Morris (1976-83)	37	110
3	John David Crow (1958-64)	33	69
4	Stump Mitchell (1981-89)	32	116
5	David Johnson (2015-18)	30	46



41 TOUCHDOWNS IN 46 GAMES

Johnson has 41 total TDs (30 rushing, 10 receiving, 1 KOR) in 46 career games.

Johnson's first TD in Week 10 at Kansas City was the 40th of his career. He reached 40 career TDs in 11 fewer games than any other player in franchise history. The previous record was 53 games by John David Crow (1958-62).



30 AND 10 THROUGH FOUR SEASONS

Johnson has 30 career rushing TDs and 10 career receiving TDs. Despite missing virtually all of last season, Johnson is one of just seven players in NFL history with 30+ rushing TDs and 10+ receiving TDs in their first four seasons.

NFL History - 30+ Rushing TDs and 10+ Receiving TDs in 1st 4 Seasons

Player (Years)	Rush	Rec	Gms
David Johnson (2015-18)	30	10	46
Edgerrin James (1999-02)	31	10	52
Todd Gurley (2015-18)	44	10	57
Roger Craig (1983-86)	31	13	64
Marcus Allen (1982-85)	44	13	57
Chuck Foreman (1973-76)	39	18	53
Abner Haynes (1960-63)	35	14	56

Johnson joined Roger Craig and Abner Haynes as the only three players to reach 30 rushing TDs/10 receiving TDs in their first 42 career games.

WHY STOP AT ONE?

Johnson has posted multiple TDs in a game 13 times in his career. Despite missing virtually all of last season, only Rams RB Todd Gurley (14) has more games with multiple TDs than Johnson dating back to 2015.

NFL Leaders - Games with 2+ TDs (2015-18)

Rnk	Player (Team)	Games
1	Todd Gurley (LAR)	14
2	David Johnson (AZ)	13
3	Antonio Brown (Pit)	10
4t	Ezekiel Elliott (Dal)	9
4t	Alvin Kamara (NO)	9
4t	Mark Ingram (NO)	9

AMONG THE TOUCHDOWN LEADERS SINCE 2015

Despite missing the final 15 games last season with a wrist injury, Johnson's 41 TDs are the third-most in the NFL dating back to his rookie season. The only two players ahead of him on the list have played at least 11 more games.

NFL Leaders - Touchdowns (2015-18)

Rnk	Player (Team)	TDs	Games
1	RB Todd Gurley (LAR)	54	57
2	WR Antonio Brown (Pit)	44	58
3	RB David Johnson (AZ)*	41	46
4t	RB Melvin Gordon (LAC)	37	53
4t	WR DeAndre Hopkins (Hou)	37	60

*Missed 15 games in 2017

COLEMAN OVERCOMES

Losing his hearing at age three has never stopped Cardinals FB **Derrick Coleman**. It didn't stop him from playing football in middle school and it didn't slow him in high school - where he rushed for 5,214 yards and 86 TDs while breaking school single-season records for TDs (38), points (232) and rushing yards (2,456).



It didn't stop him at the college level either, as he led UCLA with 11 rushing TDs as a senior in 2011 while also standing out on special teams.

Not being selected in the NFL Draft didn't slow Coleman, as he signed a rookie free agent contract with Vikings in 2012. He went on to make the Seahawks roster in 2013 - becoming the first legally deaf offensive player in NFL history while playing a big part on the Seahawks Super Bowl XLVIII championship team that season.

These are some of the lessons Coleman has tried to impart upon children - both in Arizona and around that country - that have may be dealing with the same issue Coleman did growing up. Earlier this month in Phoenix, Coleman headlined a pep rally for roughly 250 students at the Phoenix Day School for the Deaf. He wanted to inspire children and let them know none of their dreams are out of reach.

"The main reason I am here is to let them know they are not alone," Coleman said. "Everything they are going through and have been through - I have more than likely been through it."

SEASON #15 FOR FITZ

Selected by the Cardinals #3 overall in the 2004 NFL Draft, WR **Larry Fitzgerald** is in his 15th season with Arizona in 2018. Only three active NFL players have spent more time with one team than Fitzgerald.

Seasons with One NFL Team (Active)

Rnk	Player (Team)	Season
1	QB Tom Brady (New England)	19 th
2t	TE Antonio Gates (L.A. Chargers)	16 th
2t	LB Terrell Suggs (Baltimore)	16 th
4t	WR Larry Fitzgerald (Arizona)	15 th
4t	QB Eli Manning (NY Giants)	15 th
4t	QB Philip Rivers (L.A. Chargers)	15 th
4t	QB Ben Roethlisberger (Pittsburgh)	15 th
4t	LS Don Muhlbach (Detroit)	15 th



In franchise history, only QB Jim Hart (18) and K Jim Bakken (17) played more seasons with the Cardinals than Fitzgerald (15).

Franchise Record - Most Seasons Played

Rnk	Player (Years)	Seasons
1	QB Jim Hart (1966-83)	18
2	K Jim Bakken (1962-78)	17
3t	WR Larry Fitzgerald (2004-)	15
3t	TE Jackie Smith (1963-77)	15
5t	CB Roger Wehrli (1969-82)	14
5t	LB Larry Stallings (1963-76)	14
5t	T Ernie McMillan (1961-74)	14

Fitzgerald is one of just two players in franchise history to appear in at least 200 games with the Cardinals - and the only non-kicker to do so. In the Cardinals game against the Lions last week, Fitzgerald appeared in his 231st career game. If he plays in the remaining three games in '18, Fitzgerald will tie K Jim Bakken's franchise record for career games played (234).

Franchise Record - Career Games Played

Rnk	Player (Years)	Games
1	K Jim Bakken (1962-78)	234
2	WR Larry Fitzgerald (2004-)	231
3	QB Jim Hart (1966-83)	199
4	TE Jackie Smith (1963-77)	198
5	CB Roger Wehrli (1969-82)	193

NEARING 600 RECEPTIONS AT STATE FARM STADIUM

Fitzgerald played in his 101st game at State Farm Stadium last week. After catching five passes against the Lions, he now has 592 catches at the venue. Fitzgerald needs eight catches to become just the second player in NFL history with 600+ receptions in a single stadium.

NFL History - Receptions By Stadium

Rnk	Player (Team)	Rec	Gms	Stadium	To Pass
1	Jerry Rice (SF)	646	119	Candlestick Park	55
2	Larry Fitzgerald (AZ)	592	101	State Farm Stadium	-
3	Andre Johnson (Hou)	560	88	NRG Stadium	-
4	Cris Carter (Min)	531	96	Mall of America	-
5	Marvin Harrison (Ind)	515	87	RCA Dome	-

Fitzgerald's 7,385 career receiving yards at State Farm Stadium rank third in NFL history for a single venue behind only Rice (9,403 at Candlestick) and Andre Johnson (7,776 at NRG Stadium in Houston).

GOING FOR 100

Fitzgerald has 47 career 100-yard receiving performances, the most recent of which came against San Francisco in Week 8 earlier this season (102 yards).

Fitzgerald's 47 career 100-yard receiving performances are 20 more than any other player in franchise history. In fact, the players in second and third place on the list combined for 49 total 100-yard outings.

Franchise History - Games with 100+ Receiving Yards

Rnk	Player (Years)	Gms
1	Larry Fitzgerald (2004-18)	47
2	Anquan Boldin (2003-09)	27
3	Jackie Smith (1963-77)	22
4	Roy Green (1979-90)	20
5	Rob Moore (1995-01)	18



Among active players, only Atlanta's Julio Jones (48) has more 100-yard games than Fitzgerald.

NFL Leaders - Games with 100+ Receiving Yards (Active)

Rnk	Player (Team)	100+
1	Julio Jones (Atl)	48
2	Larry Fitzgerald (AZ)	47
3	Brandon Marshall (NO)	46
4	Antonio Brown (Pit)	41
5	DeSean Jackson (TB)	36

#11 MOVES INTO #2 ALL-TIME

WR **Larry Fitzgerald** caught six passes for 50 yards against the Chiefs in Week 10 and in the process **passed Hall of Fame WR Terrell Owens (15,934) for second place on the NFL's all-time receiving yardage list. Fitzgerald enters Sunday with 16,108 receiving yards in his career.**



NFL All-Time Receiving Yardage Leaders

Rnk	Yards	Player	Years
1	22,895	Jerry Rice+	1985-2004
2	16,108	Larry Fitzgerald	2004-
3	15,934	Terrell Owens+	1996-2010
4	15,292	Randy Moss+	1998-2012
5	15,208	Isaac Bruce	1994-2009

+Hall of Fame Inductee

Fitzgerald has moved up seven spots (9th to 2nd) on the all-time receiving yardage list since the start of the 2017 season. Prior to the game in Kansas City in Week 10, his last move came in Week 14 of 2017 vs. Tennessee when he passed Randy Moss for third place.

HOW THEY GOT WHERE THEY ARE

Below is a breakdown on Fitzgerald's career receiving yards by quarterback, compared to the career totals of Rice and Owens.

Jerry Rice		Larry Fitzgerald		Terrell Owens	
Receiving Yds By QB (23)		Receiving Yds By QB (19)		Receiving Yds By QB (21)	
Yds	Quarterback	Yds	Quarterback	Yds	Quarterback
8,763	Steve Young	4,583	Kurt Warner	5,450	Jeff Garcia
6,121	Joe Montana	4,033	Carson Palmer	3,122	Tony Romo
2,721	Rich Gannon	1,255	John Skelton	2,368	Steve Young
1,428	Jeff Garcia	1,207	Josh McCown	1,959	Donovan McNabb
916	Elvis Grbac	1,017	Kevin Kolb	983	Carson Palmer
727	Jeff Kemp	967	Matt Leinart	497	Ryan Fitzpatrick
648	Steve Bono	726	Drew Stanton	323	Drew Bledsoe
352	Rick Mirer	629	Derek Anderson	293	Trent Edwards
276	Matt Hasselbeck	450	Josh Rosen	277	Tim Rattay
110	Steve Stenstrom	305	Blaine Gabbert	161	Steve Stenstrom
106	Matt Cavanaugh	218	Ryan Lindley	79	Brad Johnson
94	Marques Tuiasosopo	141	Max Hall	76	Elvis Grbac
93	Mike Moroski	129	Shaun King	75	Jim Druckenmiller
87	Ty Detmer	113	Sam Bradford	72	Ty Detmer
86	Trent Dilfer	97	John Navarre	54	Jeff Brohm
62	Tee Martin	91	Rich Bartel	42	Jason Witten
52	Jeff Brohm	81	Tim Rattay	39	Brian Brohm
50	Harry Sydney	63	Brian Hoyer	28	Terry Kirby
41	John Taylor	3	Brian St. Pierre	21	Brooks Bollinger
36	Kerry Collins			11	Rick Mirer
28	Cary Conklin			4	Koy Detmer
26	Rob Johnson				
24	Terry Kirby				

CLOSING IN ON A MOVE UP ON ANOTHER ALL-TIME LIST

Fitzgerald enters this week's game with 1,286 career receptions and needs 40 receptions to pass Tony Gonzalez for second place on the NFL's all-time list.

NFL All-Time Receptions Leaders

Rnk	Rec	Player	Years	Rec To Pass
1	1,549	Jerry Rice+	1985-2004	264
2	1,325	Tony Gonzalez	1997-2013	40
3	1,286	Larry Fitzgerald*	2004-	-
4	1,152	Jason Witten	2003-17	-
5	1,102	Marvin Harrison+	1996-2008	-

224 STRAIGHT WITH A CATCH

After catching five passes against the Lions last week, **Fitzgerald** has at least one catch in 224 consecutive games. That represents the second-longest streak in league history.

NFL Record - Consecutive Games with a Reception

Rnk	Player (Years)	Games	Duration
1	Jerry Rice (1985-2004)	274	18 years, 8 months, 15 days
2	Larry Fitzgerald (2004-)	224	14 years, 1 month, 3 days
3	Tony Gonzalez (2000-2013)	211	13 years, 26 days
4	Marvin Harrison (1996-2008)	190	12 years, 3 months, 28 days
5	Hines Ward (1998-2010)	186	12 years

A Look at Fitzgerald's Reception Streak

-Fitzgerald has at least one catch in 230 of 231 career games played. His streak began in Week 9 of his rookie season in 2004 at Miami. That is seven weeks after Rice's 274-game streak - the longest in NFL history - ended when he was held without a reception vs. Buffalo in Week 2.

-Fitzgerald's streak of 224 straight games with a reception is the second-longest in NFL history for a player with a single team (Jerry Rice-225, San Francisco).

-Fitzgerald has at least one reception in all 41 different stadiums he has played in during his NFL career. In Week 12 against the Chargers, the Cardinals played at StubHub Center in Los Angeles, which became the 41st different venue in which Fitzgerald has at least one catch.

BREAKDOWN OF FITZGERALD'S 115 CAREER TOUCHDOWNS

TD Rec. By Opponent

TDs	Opponent
18	L.A./St. Louis Rams
18	San Francisco
11	Seattle
8	Philadelphia
5	Chicago
5	Detroit
5	Tampa Bay
4	Houston
3	Green Bay
3	Indianapolis
3	Jacksonville
3	New England
3	Buffalo
3	Oakland
3	Washington
2	Carolina
2	Cincinnati
2	Dallas
2	Kansas City
2	L.A./San Diego Chargers
2	Miami
2	NY Giants
1	Atlanta
1	Cleveland
1	Denver
1	Minnesota
1	New Orleans
1	Tennessee

Teams w/No TDs Against

Team	Games
Baltimore	3
NY Jets	3
Pittsburgh	3

TD Rec. By QB (15)

TDs	Quarterback
39	Kurt Warner
28	Carson Palmer
12	Josh McCown
7	John Skelton
5	Kevin Kolb
5	Matt Leinart
5	Josh Rosen
4	Derek Anderson
3	Drew Stanton
2	Blaine Gabbert
1	Max Hall
1	Richard Bartel
1	John Navarre
1	Shaun King
1	Brian St. Pierre

TDs By Quarters

TDs	Quarter
40	2 nd
34	4 th
25	3 rd
15	1 st
1	OT

TD By Days

TDs	Day
106	Sunday
5	Thursday
2	Saturday
2	Monday

Receptions By QB (19)

Rec	Quarterback
363	Carson Palmer
345	Kurt Warner
84	Josh McCown
82	John Skelton
70	Matt Leinart
70	Kevin Kolb
68	Drew Stanton
49	Derek Anderson
40	Josh Rosen
32	Blaine Gabbert
21	Ryan Lindley
13	Max Hall
12	Sam Bradford
10	Shaun King
8	John Navarre
7	Rich Bartel
6	Brian Hoyer
5	Tim Rattay
1	Brian St. Pierre

TD By Distance

TDs	Distance
33	4-9 yards
27	10-19 yards
23	20-29 yards
18	3 or fewer yards
9	30-59 yards
5	60+ yards

A chronological look at every one of Fitzgerald's 115 TD receptions.

#	Date	Opp	Yds	Quarterback
1	10/10/2004	@ SF	24	Josh McCown
2	10/24/2004	SEA	25	Josh McCown
3	11/7/2004	@ MIA	25	Josh McCown
4	11/21/2004	@ CAR	21	Shaun King
5	12/19/2004	STL	8	Josh McCown
6	12/19/2004	STL	4	Josh McCown
7	12/26/2004	SEA	29	Josh McCown
8	12/26/2004	SEA	29	Josh McCown
9	9/11/2005	@ NYG	1	Kurt Warner
10	10/2/2005	SF	17	Josh McCown
11	10/9/2005	CAR	26	Josh McCown
12	10/23/2005	TEN	34	Josh McCown
13	11/13/2005	DET	8	Kurt Warner
14	11/20/2005	STL	7	Kurt Warner
15	11/27/2005	JAX	5	Kurt Warner
16	12/18/2005	@ HOU	12	John Navarre
17	12/24/2005	PHI	25	Josh McCown
18	1/1/2006	@ IND	25	Josh McCown
19	9/24/2006	STL	12	Kurt Warner
20	10/8/2006	KAN	5	Matt Leinart
21	12/3/2006	@ STL	11	Matt Leinart
22	12/10/2006	SEA	5	Matt Leinart
23	12/24/2006	SEA	6	Matt Leinart
24	12/31/2006	SD	6	Kurt Warner
25	10/21/2007	@ STL	1	Kurt Warner
26	11/11/2007	DET	7	Kurt Warner
27	11/11/2007	DET	20	Kurt Warner
28	11/18/2007	@ CIN	7	Kurt Warner
29	11/25/2007	SF	488	Kurt Warner
30	11/25/2007	SF	488	Kurt Warner
31	12/9/2007	@ SEA	11	Kurt Warner
32	12/16/2007	@ NO	18	Kurt Warner
33	12/30/2007	STL	21	Kurt Warner
34	12/30/2007	STL	6	Kurt Warner
35	9/21/2008	@ WAS	62	Kurt Warner
36	10/2/2008	BUF	7	Kurt Warner
37	10/2/2008	BUF	7	Kurt Warner
38	10/12/2008	DAL	7	Kurt Warner
39	11/10/2008	@ SF	7	Kurt Warner
40	11/17/2008	@ PHI	1	Kurt Warner
41	11/27/2008	@ PHI	1	Kurt Warner
42	11/27/2008	PHI	7	Kurt Warner
43	12/7/2008	STL	12	Kurt Warner
44	12/21/2008	@ NE	78	Matt Leinart
45	12/28/2008	SEA	5	Kurt Warner
46	12/28/2008	SEA	38	Kurt Warner
47	9/13/2009	SFO	3	Kurt Warner
48	9/20/2009	@ JAX	22	Kurt Warner
49	10/11/2009	HOU	9	Kurt Warner
50	10/11/2009	HOU	26	Kurt Warner
51	10/18/2009	SEA	2	Kurt Warner
52	11/8/2009	@ CHI	11	Kurt Warner
53	11/8/2009	CHI	17	Kurt Warner
54	11/15/2009	SEA	18	Kurt Warner
55	11/22/2009	@ STL	11	Kurt Warner
56	12/6/2009	MIN	34	Kurt Warner
57	12/20/2009	@ DET	1	Kurt Warner
58	12/27/2009	STL	10	Kurt Warner
59	1/3/2010	GNB	3	Brian St. Pierre
60	9/12/2010	@ STL	21	Derek Anderson
61	9/26/2010	OAK	38	Derek Anderson
62	10/31/2010	TB	3	Max Hall
63	10/31/2010	TB	5	Derek Anderson
64	11/21/2010	@ KC	3	Derek Anderson
65	1/2/2011	SF	10	John Skelton
66	9/18/2011	@ WAS	73	Kevin Kolb
67	9/25/2011	SEA	12	Kevin Kolb
68	11/6/2011	STL	13	John Skelton
69	11/13/2011	PHI	10	John Skelton
70	11/13/2011	PHI	7	John Skelton
71	11/20/2011	SF	23	Richard Bartel
72	12/11/2011	@ SF	46	John Skelton
73	12/24/2011	@ CIN	30	John Skelton
74	9/23/2012	PHI	37	Kevin Kolb
75	9/30/2012	MIA	3	Kevin Kolb
76	10/14/2012	BUF	9	Kevin Kolb
77	11/4/2012	@ GB	31	John Skelton
78	9/8/2013	STL	4	Carson Palmer
79	9/8/2013	STL	24	Carson Palmer
80	9/29/2013	TB	13	Carson Palmer
81	10/13/2013	SF	75	Carson Palmer
82	10/27/2013	ATL	10	Carson Palmer
83	11/17/2013	JAX	14	Carson Palmer
84	11/24/2013	@ IND	4	Carson Palmer
85	11/24/2013	IND	26	Carson Palmer
86	12/1/2013	@ PHI	43	Carson Palmer
87	12/8/2013	STL	7	Carson Palmer
88	10/8/2014	@ WAS	24	Carson Palmer
89	10/26/2014	PHI	80	Carson Palmer
90	9/20/2015	@ CHI	8	Carson Palmer
91	9/20/2015	CHI	9	Carson Palmer
92	9/27/2015	SEA	1	Carson Palmer
93	9/27/2015	SEA	1	Carson Palmer
94	10/7/2015	@ DET	6	Carson Palmer
95	11/1/2015	@ CLE	6	Carson Palmer
96	12/3/2015	GB	3	Carson Palmer
97	12/3/2015	SEA	17	Carson Palmer
98	9/11/2016	NE	3	Carson Palmer
99	9/13/2016	NE	1	Carson Palmer
100	9/18/2016	TB	4	Carson Palmer
101	10/6/2016	@ SF	29	Drew Stanton
102	10/6/2016	SF	29	Drew Stanton
103	1/1/2017	@ LA	5	Carson Palmer
104	9/25/2017	DAL	15	Carson Palmer
105	10/1/2017	SF	19	Carson Palmer
106	10/15/17	TB	11	Carson Palmer
107	11/19/17	@ Hou	20	Blaine Gabbert
108	12/3/17	LAR	15	Blaine Gabbert
109	12/24/17	NYG	13	Drew Stanton
110	10/18/18	DEN	4	Josh Rosen
111	10/28/18	SF	13	Josh Rosen
112	11/18/18	Oak	18	Josh Rosen
113	11/18/18	Oak	5	Josh Rosen
114	11/18/18	@ LAC	25	Josh Rosen
115	11/25/18	@ LAC	25	Josh Rosen


TOUCHDOWNS BY STADIUM

With his 25-yard TD reception against the Chargers in Week 12 at Los Angeles, StubHub Center became the 27th different NFL venue in which **Fitzgerald** has at least one TD catch in his career.

Fitzgerald's 115 Career TDs by Stadium

TDs	Stadium
53	State Farm Stadium
7	Sun Devil Stadium*
7	Edward Jones Dome*
6	Candlestick Park*
5	Soldier Field
5	Lincoln Financial Field
5	CenturyLink Field
5	Ford Field
2	FedEx Field
2	Levi's Stadium
2	NRG Stadium
2	Paul Brown Stadium
2	TIAA Bank Field
1	Arrowhead Stadium
1	Bank of America Stadium
1	Estadio Azteca (Mexico City)
1	FirstEnergy Stadium
1	Giants Stadium*
1	Gillette Stadium
1	Hard Rock Stadium
1	Lambeau Field
1	Los Angeles Memorial Coliseum
1	Mercedes-Benz Superdome
1	RCA Dome*
1	Raymond James Stadium
1	StubHub Center
1	Qualcomm Stadium*

*Stadium no longer an NFL venue



19TH GAME WITH MORE THAN ONE

Fitzgerald finished the Cardinals Week 11 matchup vs. Oakland with two receptions, both of which went for TDs.

It marked Fitzgerald's 19th outing with multiple TD catches. Among active players only Chargers TE Antonio Gates (21) has more games with multiple TD receptions.

NFL Leaders - Games with 2+ TD Catches (Active)

Rnk	Player (Team)	Games
1	Antonio Gates (LAC)	21
2	Larry Fitzgerald (AZ)	19
3t	Rob Gronkowski (NE)	16
3t	Antonio Brown (Pit)	16
5t	Jimmy Graham (GB)	15
5t	Jordy Nelson (Oak)	15

#11 HAS HALL OF FAME CREDENTIALS

Below is a look at the career of **Larry Fitzgerald** through his first 231 career games compared to the 27 modern era WRs currently in the HOF and where they stood at that point in their career.

At this point in his career, Fitzgerald has more receptions (1,286) than all of the receivers enshrined in Canton had through 231 games. Fitzgerald also has more receiving yards (16,108) than all HOF receivers except Jerry Rice (22,895).

Fitzgerald Vs. Modern Era WRs in the Hall of Fame (231 Games)								
Player, HOF Year	Years	G	Rec	Yds	Avg.	Y/G	TD	100-Yd G
Larry Fitzgerald	2004-	231	1,286	16,108	12.5	69.7	115	47
Jerry Rice, '10	1985-04	231	1,248	18,917	15.2	81.9	174	67
Marvin Harrison, '16	1996-08	190	1,102	14,580	13.2	76.7	128	59
Cris Carter, '13	1987-02	231	1,100	13,884	12.6	60.1	130	42
Terrell Owens, '18	1996-2010	219	1,078	15,934	14.8	72.8	153	51
Tim Brown, '15	1988-04	231	1,040	14,458	13.9	62.6	99	43
Randy Moss, '18	1998-2012	218	982	15,292	15.6	70.1	156	64
Andre Reed, '14	1985-00	231	948	13,160	13.9	56.9	87	36
Art Monk, '08	1980-95	224	940	12,721	13.5	56.8	68	33
Steve Largent, '95	1976-89	200	819	13,089	16.0	65.4	100	40
James Lofton, '03	1978-93	231	763	13,972	18.3	60.5	75	44
Michael Irvin, '07	1988-99	159	750	11,904	15.9	74.9	65	47
Charlie Joiner, '96	1969-86	231	738	11,996	16.3	51.9	64	28
Charley Taylor, '84	1964-77	165	649	9,110	14.0	55.2	79	21
Don Maynard, '87	1958, 60-73	186	633	11,834	18.7	63.6	88	50
Raymond Berry, '73	1955-67	154	631	9,275	14.7	60.2	68	23
Fred Biletnikoff, '88	1965-78	190	589	8,974	15.2	47.2	76	21
Lance Alworth, '78	1962-72	136	542	10,266	18.9	75.5	85	41
John Stallworth, '02	1974-87	165	537	8,723	16.2	52.9	63	25
Bobby Mitchell, '83	1958-68	148	521	7,954	15.3	53.7	65	25
Tommy McDonald, '98	1957-68	152	495	8,410	17.0	55.3	84	24
Paul Warfield, '83	1964-77	157	427	8,565	20.1	54.6	85	22
Tom Fears, '70	1948-56	87	400	5,397	13.5	62.0	38	15
Elroy "Crazy Legs" Hirsch, '68	1946-57	127	387	7,029	18.2	55.3	60	-
Dante Lavelli, '75	1946-56	123	386	6,488	16.8	52.7	62	-
Pete Pihos, '70	1947-55	107	373	5,619	15.1	52.5	61	14



In fact, Fitzgerald's career numbers already surpass all but one receiver currently in the HOF (Rice). He has more career receptions than 26 of the 27 receivers in the HOF: Swann (336), Hayes (371), Pihos (373), Lavelli (386), Hirsch (387), Fears (400), Warfield (427), McDonald (495), Mitchell (521), Stallworth (537), Alworth (542), Biletnikoff (589), Berry (631), Maynard (633), Taylor (649), Irvin (750), Joiner (750), Lofton (764), Largent (819), Monk (940), Reed (951), Moss (982), Owens (1,078), Brown (1,094), Carter (1,101) and Harrison (1,102).

He has more career receiving yards than 26 of the 27 receivers in the HOF: Fears (5,397), Swann (5,462), Pihos (5,619), Lavelli (6,488), Hirsch (7,029), Hayes (7,414), Mitchell (7,954), McDonald (8,410), Warfield (8,565), Stallworth (8,723), Biletnikoff (8,974), Taylor (9,110), Berry (9,275), Alworth (10,266), Maynard (11,834), Irvin (11,904), Joiner (12,146), Monk (12,721), Largent (13,089), Reed (13,198), Carter (13,899), Lofton (14,004), Brown (14,934), Harrison (14,580), Moss (15,292) and Owens (15,934).

A Career Full of Accomplishments:

- Franchise career leader in receptions (1,286), receiving yards (16,108), receiving TDs (115), total TDs (115) and 100-yard receiving games (47). His nine 1,000-yard seasons are also a franchise record.
- Led the NFL with 107 receptions in 2016, marking the second time in his career (103 in 2005; tied with Steve Smith) he had done so. He became the first player in NFL history to lead the NFL in receptions at least 11 years apart. Prior to Fitzgerald, the longest span between leading the league in receptions was six by Jerry Rice (1990, 1996).
- Fitzgerald (11) joins Hall of Famer Jerry Rice (13) as the only wide receivers in NFL history to be named to the Pro Bowl at least 11 times.
- Fitzgerald had more receptions in his first 200 career games (1,116) than any player in NFL history.
- One of just five players in NFL history to record at least 1,400 receiving yards in a season four times in their career: Jerry Rice (6), Randy Moss (4), Marvin Harrison (4) and Andre Johnson (4).
- At 28 years, 74 days old, he became the third-youngest player in NFL history to reach 70 career receiving TDs behind only Randy Moss (26 years, 269 days old) and Hall of Famer Jerry Rice (28 years, one day old).
- At 32 years, 97 days old, he became the youngest player in NFL history to reach 1,000 career receptions.
- At 31 years, 102 days old, he became the youngest player in NFL history to reach 900 career receptions.
- At 30 years, 57 days old, he became the youngest player in NFL history to reach 800 career receptions.
- At 30 years, 85 days old, he became the youngest player in NFL history to reach 11,000 receiving yards.
- In 2010, he became the first player in NFL history to record 90+ receptions five times in their first seven seasons.
- During the 2008 postseason, he broke virtually every major playoff receiving record, establishing new single-season marks for receptions (30), receiving yards (546) and TDs (7). His four 100-yard receiving games in the postseason established a new NFL record for consecutive games with 100 yards receiving.
- His 10 TD receptions in nine career postseason games are an NFL record for a player in their first nine career playoff contests.
- With a then franchise-record 103 receptions during the 2005 season, he became the youngest player in NFL history to record a 100-catch campaign when he reached the mark at 22 years, 123 days old.
- Led the NFL in receiving TDs in both the 2008 (12) and 2009 (13) seasons. In addition to his 10 receiving TDs in 2007, he became the first player in franchise history to record at least 10 TDs in three consecutive seasons.
- At 29 years, 44 days old, joined Randy Moss (28 years, 314 days) as the only players in NFL history to reach 10,000 career receiving yards before the age of 30.
- One of just five players in NFL history to record 15,000+ receiving yards and 100+ TD receptions in their career.

A PRO BOWL TALENT



In 2017, CB **Patrick Peterson** earned his seventh Pro Bowl selection – and sixth at cornerback (Kick Returner, 2011; Cornerback, 2012-16). In 2015, he was also named first-team All-Pro at corner for the second time in his career (2013, '15).

Peterson joins Hall of Fame RBs Jim Brown and Barry Sanders as the only players in NFL history to earn seven Pro Bowl bids before their 28th birthday. He is the only defensive player in NFL history to earn that distinction.

Seven Pro Bowls Before the Age of 28 – NFL History

Player	Pro Bowls	Team
CB Patrick Peterson	7, 2011-17	Arizona
RB Jim Brown	7, 1957-63	Cleveland
RB Barry Sanders	7, 1989-95	Detroit

21 GETS INTERCEPTION #23

The Cardinals selected CB **Patrick Peterson** with the fifth pick in the 2011 NFL Draft, and in his first seven seasons, he earned seven Pro Bowl nods and was named first-team All-Pro three times. Considered one of the game's best shutdown corners, he has proven to be one of the most unique talents in NFL history.

Since his rookie season in 2011, only two active players have more INTs than Peterson.

Active NFL Leaders – Interceptions (2011-18)

Rnk	Player (Team)	INTs
1	Richard Sherman (Sea/SF)	32
2	Reggie Nelson (Cin/Oak)	29
3t	Patrick Peterson (AZ)	23
3t	Earl Thomas (Sea)	23
3t	Eric Weddle (SD/Bal)	23



Only seven players in franchise history, including four Pro Football Hall of Fame inductees, have more INTs than Peterson.

Franchise Career Interception Leaders

Rnk	Player (Years)	INTs
1	Larry Wilson (1960-72)+	52
2	Aeneas Williams (1991-2000)+	46
3	Roger Wehrli (1969-82)+	40
4	Night Train Lane (1954-59)+	30
5	Pat Fischer (1961-67)	29
6	Adrian Wilson (2001-12)	27
7	Kwamie Lassiter (1995-2002)	24
8	Patrick Peterson (2011-)	23
9	Norm Thompson (1971-76)	22
10t	Jerry Davis (1948-51)	21
10t	Ray Ramsey (1950-53)	21

+Hall of Fame Inductee

QUOTES FROM THE COMPETITION

"By far just one of the best in the game, hands down. He's going to follow you from your house to his house, from the sideline to the cricket field and back."

- NY Giants All-Pro WR Odell Beckham, Jr.

"I think Patrick Peterson definitely is my number one corner in my book. You know if you're playing the Cardinals and if you're the best receiver on your team, you know 21 is going to be lining up across from you."

- Steelers All-Pro WR Antonio Brown

PETERSON AT 125 IN A ROW

Now in his eighth season, **Peterson** has never missed a game and has started every contest in his NFL career. Peterson's streak of 125 consecutive starts is tied for the fifth-longest streak among active players and third among all NFL DBs.

NFL Leaders – Consecutive Starts (Active Streaks)

Rnk	Player (Team)	Gms
1	QB Philip Rivers (LAC)	205
2	CB Brandon Carr (Bal)	173
3	S Glover Quin (Det)	145
4	QB Matt Ryan (Atl)	144
5t	CB Patrick Peterson (AZ)	125
5t	QB Matthew Stafford (Det)	125
5t	LB Ryan Kerrigan (Was)	125

ONLY AENEAS AHEAD OF HIM

Since the 1970 NFL-AFL merger, only Hall of Fame DB Aeneas Williams (157) has started more consecutive games for the Cardinals than Peterson.

NEW DEFENSE, SAME P2

While he has been asked to adopt a different role under the new coaching staff, Cardinals All-Pro CB **Patrick Peterson** has maintained his status among the NFL's most elite pass defenders.

Through Week 14 of the 2018 season, Peterson ranks near the top in several key coverage categories among NFL CBs with at least 700 snaps, according to *ProFootballFocus.com*.

Category	Stat	Rnk
Total Snaps	909	3
Targets	46	2t
Receptions	25	2
Reception Percentage	54.3	12
Receiving Yards	279	2
Yards per Reception	11.2	11
Receiving TDs	2	9t
Interceptions	2	11t
Passer Rating	69.0	6
Penalties	3	8t

Source: *ProFootballFocus.com*; CBs with 700+ total snaps



In 909 plays this season, Peterson has been targeted 46 times and allowed just 25 receptions for 279 yards and two TDs. His 25 receptions allowed are the second-fewest among NFL CBs with at least 700 snaps.

Receptions Allowed – NFL CBs (2018)

Rk	Player	Team	Tgt	Rec	Yds	TD	INT
1	Tre'Davious White	Buf	41	22	236	2	1
2	Patrick Peterson	AZ	46	25	279	2	2
3t	Dre Kirkpatrick	Cin	58	26	395	3	0
3t	Byron Jones	Dal	52	26	308	1	0

Source: *ProFootballFocus.com*; CBs with 700+ total snaps

In the Cardinals Week 13 win over the Packers at Lambeau Field, Peterson "shadowed" WR Davante Adams on 64 percent of his routes, allowing an eight-yard reception on four targets.

In 2018, Peterson has also "shadowed" Vikings WR Stefon Diggs, 49ers WR Marquise Goodwin, Chiefs WR Tyreek Hill and Lions WR Kenny Golladay, who totaled 131 yards and one TD on six receptions against the Cardinals All-Pro CB.

Receivers "Shadowed" By Peterson in 2018

Wk	Receiver	Opp	Tar	Rec	Yds	TD
6	Stefon Diggs	Min	2	2	26	0
8	Marquise Goodwin	SF	3	1	55	1
10	Tyreek Hill	KC	3	2	42	0
13	Davante Adams	GB	4	1	8	0
14	Kenny Golladay	Det	0	0	0	0
Total			12	6	131	1

Source: *ProFootballFocus.com*

Peterson was among the league's least tested CBs in 2017, according to *PFF*. He saw the fewest targets (60) and allowed the fewest receptions (28) among CBs with at least 500+ snaps last season.

Below is a look at the performance of the WRs that Peterson "shadowed" in 2017, according to *PFF*.

Receivers "Shadowed" By Peterson in 2017

Wk	Receiver	Opp	Tar	Rec	Yds	TD
1	Marvin Jones Jr.	Det	1	1	6	1
2	T.Y. Hilton	Ind	2	1	16	0
3	Dez Bryant	Dal	0	0	0	0
4	Pierre Garcon	Was	4	1	16	0
5	Alshon Jeffery	Phi	2	2	26	0
6	Mike Evans	TB	4	0	0	0
7	Sammy Watkins	LAR	1	0	0	0
9	Marquise Goodwin	SF	3	1	55	0
11	DeAndre Hopkins	Hou	7	3	65	1
12	Marqise Lee	Jax	0	0	0	0
13	Sammy Watkins	LAR	2	1	13	0

Source: *ProFootballFocus.com*

FINDING WAYS TO MAKE PLAYS

Peterson has five career return TDs – four punt returns and one interception return – during his time in Arizona. His most recent came on a 30-yard INT return vs. the Rams in 2014.

In franchise history, only four players have more career return TDs than Peterson – Hall of Famers Ollie Matson (10), Aeneas Williams (nine) and Larry Wilson (seven) and former S Billy Stacy (six).

Peterson's Career Return Touchdowns

Opponent	Type	Distance
9/11/14 vs. St. Louis	INT Return	30 yards
11/27/11 at St. Louis	Punt Return	80 yards
11/6/11 vs. St. Louis	Punt Return	99 yards
10/30/11 at Baltimore	Punt Return	82 yards
9/11/11 vs. Carolina	Punt Return	89 yards

In 2011, Peterson tied the NFL record with four punt return TDs. He became the first player in NFL history with four punt return TDs of 80+ yards in a single season.



BOSTON ON THE LEADER BOARD

S Tre Boston – signed as a free agent by the Cardinals just prior to the start of training camp – trails only three NFC safeties – D.J. Swearingen (Was), Damontae Kazee (Atl) and John Johnson (LAR) – with three INTs this season.

NFC Leaders – INTs by Safeties (2018)

Rnk	Player (Team)	INTs
1	Damontae Kazee (Atl)	6
2t	D.J. Swearingen (Was)	4
2t	John Johnson (LAR)	4
3t	Tre Boston (AZ)	3
3t	Anthony Harris (Min)	3
3t	Earl Thomas (Sea)	3
3t	Mike Adams (Car)	3
3t	Ha Ha Clinton-Dix (Was)	3
3t	Bradley McDougald (Sea)	3
3t	Andrew Adams (TB)	3
3t	Curtis Riley (NYG)	3

In 2017, Boston tied for third among NFL safeties with a career-high five INTs with the Chargers. With three more in 2018, Boston is tied for fifth among NFL players at any position with eight INTs since the beginning of last season.

NFL Leaders – Interception (2017-18)

Rnk	Player (Team)	INT
1t	CB Xavier Howard (Mia)	11
1t	CB Darius Slay (Det)	11
3	S Kevin Byard (Ten)	10
4	CB Kyle Fuller (Chi)	9
5t	S Tre Boston (AZ)	8
5t	S Harrison Smith (Min)	8
5t	S D.J. Swearingen (Was)	8
5t	S Jordan Poyer (Buf)	8
5t	CB Marcus Peters (LAR)	8
5t	DB Damarious Randall (Cle)	8

A BOSTON/WILKS REUNION

In signing with the Cardinals, Boston reunited with Steve Wilks – who served as Boston's position coach for three seasons (2014-16) in Carolina.

Wilks: "I knew what we were getting (in Boston). When you come in and try to incorporate a foundation, and you're trying to build your culture, you try bring guys in that understand that and can be your voice in the locker room."



BUDDA'S EXPANDED ROLE IN 2018

S Budda Baker – the team's 2017 second-round pick (36th overall) – earned Pro Bowl and first-team All-Pro honors as a special teamer last year and finished the season as a starter at safety.

Baker has started 11 games in 2018, totaling 88 tackles, eight for loss, 2.0 sacks, three QB pressures, four QB hits, two passes defended, a forced fumble and two fumble recoveries (one returned 36 yards for a TD).

According to league statistics, the 195-pound Baker is one of just two NFL safeties with 80+ tackles, 2.0+ sacks and 8+ tackles for loss in 2018. The other is Jets S Jamal Adams, who was drafted sixth overall by New York in 2017.



NFL Safeties with 80+ Tackles, 2.0 Sacks and 8+ TFL in 2018

Player (Team)	GP/GS	TT	S	A	Sks/Yds	TFL	FR	FF
Jamal Adams (NYJ)	12/12	88	67	21	2.5/10	8	1	3
Budda Baker (AZ)	11/10	83	61	22	2.0/28	8	3	1

An All-Pro Rookie Campaign

In 16 games (seven starts), Baker totaled 61 tackles, three tackles for loss, a sack, six passes defended, two forced fumbles, a fumble recovery and two QB hits on defense. He added a team-high 16 tackles on special teams, which tied for third in the NFL.

NFL Leaders – Special Teams Tackles (2017)

Rnk	Player (Team)	STT
1	LB Nick Dzubnar (LAC)	21
2	RB Austin Ekeler (LAC)	17
3t	S Budda Baker (AZ)	16
3t	FB Derrick Coleman (Atl)	16
3t	S Rontez Miles (NYJ)	16

Baker's Rare Performance in Week 11 of 2017

Baker had 12 tackles, a sack, a tackle for loss, two forced fumbles, a fumble recovery, a pass defended and a QB hit in his first career start at safety against the Texans. He also added a tackle on special teams. It is pretty rare for an NFL player to record at least 10 tackles, a sack and two forced fumbles in a game.

• According to STATS, Inc., Baker became the first Arizona player ever to accomplish the feat.

• He was just the second player in the previous six seasons (2012-17) to do so. Redskins LB Zach Brown did it with the Bills on 10/2/16.

BETHEA SHINES IN ARIZONA

In his 12th NFL season – and first with Arizona – **S Antoine Bethea** totaled 58 tackles, a sack, a team and career-high five INTs, seven passes defended, a forced fumble, a QB pressure and a QB hit in 15 games in 2017.

In the Cardinals Week 16 victory over the NY Giants, Bethea posted first-career first multi-INT performance – picking off a pair of Eli Manning pass attempts. Bethea had played 176 career games entering the contest.

Bethea's five INTs last season pushed his career total to 24, which trails only four active NFL safeties – Reggie Nelson, Mike Adams, Eric Weddle and Earl Thomas.

NFL Leaders – INTs by Safety (Active)

Rnk	Player (Team)	INT
1	Reggie Nelson (Oak)	38
2	Mike Adams (Car)	30
3	Eric Weddle (Bal)	29
4	Earl Thomas (Sea)	28
5t	Antoine Bethea (AZ)	24
5t	Glover Quin (Det)	24



Bethea had an INT in three consecutive games (Weeks 4-6 in 2017) for the first time in his career. He became the first Cardinal with an INT in three consecutive games since CB Patrick Peterson had one in four straight during the 2012 season.

NFL TACKLE LEADER

With a team-high 117 tackles (coaches total) in 12 games this year, Bethea has his 10th-career 100-tackle campaign. According to league statistics, the 13-year veteran leads all active NFL defenders with 1,208 career tackles. The next closest DB is Ravens S Eric Weddle with 1,058.

NFL Leaders – Tackles (Active)

Rnk	Player (Seasons)	Pos.	Tackles
1	Antoine Bethea (2006-18)	S	1,208
2	Derrick Johnson (2005-18)	LB	1,168
3	Thomas Davis (2005-18)	LB	1,089
4	Eric Weddle (2007-18)	S	1,058
5	Luke Kuechly (2012-18)	LB	958

A VETERAN PRESENCE

Now in his 13th NFL season, Bethea has established himself as a veteran presence in the locker room and leader on the field.

"I want people to be able to depend on me, regardless of the situation, good or bad," Bethea said. "Someone who is accountable. Being a veteran guy, a guy who has seen a lot in the league, I do relish that role."

Defensive Coordinator Al Holcomb called Bethea the "veteran voice" that keeps teammates lined up in the right spots, allowing them to play fast. That same voice offers guidance to players off the field, as well.

"He's one of those guys I can depend on for anything, really," cornerback Patrick Peterson said. "He's very matter of fact. He's not going to sugarcoat or beat around the bush. You need players like that."

A SWARMING SECONDARY

Arizona's defense has played primarily in the nickel formation this season, and its secondary has responded with a physical style of play.

According to league statistics, Cards safeties **Antoine Bethea** (first) and **Budda Baker** (ninth) rank inside the top-10 among NFL DBs with 105 and 82 tackles, respectively.



Baker, who has missed Weeks 11-12 with a knee injury, led all NFL DBs with 73 tackles after Week 10.

NFL Leaders – Total Tackles by DBs (2018)

Rnk	Player (Team)	TT	GP
1	Antoine Bethea (AZ)	105	13
2	Landon Collins (NYG)	96	12
3	Jessie Bates (Cin)	94	13
4	John Johnson (LAR)	90	13
5	Jamal Adams (NYJ)	89	13
6t	Shawn Williams (Cin)	88	13
6t	Derwin James (LAC)	88	13
8	Justin Simmons (Den)	84	13
9	Budda Baker (AZ)	82	11
10	T.J. McDonald (Mia)	79	13

Source: NFL GSI

PETERS AGAINST THE RUN

DT **Corey Peters** signed a three-year deal with the Cardinals in 2015 and earned a three-year extension during the 2017 season.

He missed the 2015 season with an Achilles injury, but in the 45 games since Peters joined Arizona's lineup, no NFL team has allowed a lower yards-per-carry average.

NFL Leaders – YPC Allowed (2016-18)

Rnk	Team	Avg.
1	Arizona Cardinals	3.85
2	Baltimore Ravens	3.88
3	Houston Texans	3.89
4	Dallas Cowboys	3.91
5	Minnesota Vikings	3.95

Peters' 2018 campaign has been among the most productive of his career with 39 tackles, four tackles for loss, 2.0 sacks, six QB pressures, four QB hits, one pass defended and a fumble recovery in 12 games.



44 RETURNS TO FORM

A knee injury suffered in Week 4 of last season forced Cardinals DE **Markus Golden** to miss 14 games, including the first two contests in 2018.

In his fifth start of the season (Week 8 against the 49ers), Golden posted his best outing since the injury with team highs in tackles (seven) and tackles for loss (two), adding his first full sack of the season.

On the third play from scrimmage in Arizona's 18-15 victory over San Francisco, Golden dropped 49ers QB C.J. Beathard for an eight-yard loss, marking his first full sack in one year, nine months and 28 days. Prior to that, his last full sack came in the 2016 season finale at the LA Rams (1/1/17).

GOLDEN'S BREAKOUT SEASON

The Cardinals second-round selection (58th overall) in the 2015 NFL Draft out of Missouri, Golden recorded 4.0 sacks in 16 games during his rookie campaign.

In 2016, Golden erupted for 12.5 sacks, which tied for third in the NFL that season and eighth in franchise history. He added 63 tackles, 19 tackles for loss, 23 QB hits, 19 QB pressures, four forced fumbles and a fumble recovery.

NFL Leaders – Sacks (2016)

Rnk	Player (Team)	Sacks
1	Vic Beasley, Jr. (Atl)	15.5
2	Von Miller (Den)	13.5
3t	Markus Golden (AZ)	12.5
3t	Lorenzo Alexander (Buf)	12.5
3t	Danielle Hunter (Min)	12.5

He became the first player in franchise history with at least one sack in each of the first five games of a season in 2016 and finished the year with at least one sack in each of the final four contests.



D-LINE PRESSURE

DEs **Chandler Jones** and **Markus Golden** aren't the only members of the Cardinals defensive line that have shown an ability to get to the quarterback. Arizona's seven defensive linemen have combined for 137.0 sacks in their NFL careers.

Career Sacks By Arizona's Defensive Linemen

Player	Sacks
DE Chandler Jones	76.0
DE Markus Golden	18.0
DT Corey Peters	14.0
DE Benson Mayowa	12.0
DT Rodney Gunter	6.0
DT Olsen Pierre	5.5
DE Zach Moore	3.5
DE Cameron Malveaux	2.0

BRINGING PRESSURE

In 2018, the Cardinals defense has the seventh-most sacks in the NFL (39), and the defensive line is responsible for 29.5 of them.

MOORE SACKS


Cardinals DE **Zach Moore** entered the league as New England's sixth-round pick (198th overall) in 2014, and he totaled a half-sack in 10 games during his first four NFL seasons. Moore has played in all 13 games this season, and in his last seven contests, he has collected 3.0 sacks in 75 defensive snaps.



KICKING HIS WAY TO FIRST CAREER WIN

Arizona State product and 2016 Lou Groza Award winner **Zane Gonzalez** signed to the Cardinals practice squad on November 20th and was promoted to the active roster the following Monday (11/26) after Phil Dawson (hip) was placed on IR.

Playing in his first game for the Cardinals in Week 13 at Green Bay, Gonzalez connected on both FG attempts and both PATs in the win over the Packers. Gonzalez kicked the game-winning 44-yard FG with just 1:41 remaining in the fourth quarter.



Gonzalez entered the NFL with Cleveland in 2017 and played in two games with the team earlier this season. The Browns were 0-17-1 in Gonzalez's tenure with the team.

He earned the first victory of his career by kicking Arizona's game-winning FG against the Packers.

A RECORD BREAKING RUN AS A SUN DEVIL

In four seasons as the Sun Devils kicker, Gonzalez became the FBS all-time leader in FGs made (96) and points by a kicker (494).

FBS Leaders – Field Goals Made (Career)

Rnk	Player (Team)	FGM
1	Zane Gonzalez (Arizona State)	96
2	Daniel Carlson (Auburn)	92
3	Dustin Hopkins (Florida State)	88
4	Billy Bennett (Georgia)	87
5	Kai Forbath (UCLA)	85

During his decorated college career, Gonzalez also became the first player in FBS history to make 20 or more FGs in each of his four seasons, and he tied the FBS record for career games with four or more FGs (six) and FGs from 50+ in a single game (three).

LEE CONTINUES STELLAR RUN IN AZ

P **Andy Lee**, who signed with Arizona just prior to the 2017 season-opener, *leads the NFL and is on pace to break his own single-season franchise record with a 48.6 gross punting average this season.*



NFL Leaders – Gross Punting Average (2018)

Rnk	Player (Team)	Punts	Gross Avg.
1	Andy Lee (AZ)	71	48.6
2	Cameron Johnston (Phi)	47	48.4
3	Michael Dickson (Sea)	60	48.3
4	Brett Kern (Ten)	57	47.8
5	Sam Koch (Bal)	47	47.4

Lee is one of only six NFL punters to have downed five or more punts inside the opponent's 20-yard line in a game this year, and he has averaged 50.0+ yards per punt in six games, which leads the NFL.

2018 NFL Leaders – Games w/ 50.0+ Gross Punting Average

Rnk	Player (Team)	Games
1t	Andy Lee (AZ)	6
2t	Cameron Johnston (Phi)	5
2t	Michael Dickson (Sea)	5
2t	Brett Kern (Ten)	5

During his first season in Arizona in 2017, Lee established a franchise single-season record with a 47.3-yard punting average.

Franchise Record – Gross Punting Average (Season)

Rnk	Player (Season)	Avg.
1	Andy Lee (2017)	47.3
2	Ben Graham (2009)	47.0
3	Dave Zastudil (2012)	46.5
4	Dave Zastudil (2013)	45.7
5	Jerry Norton (1960)	45.6

He owns the single-season franchise record for punting average with both the Cardinals and 49ers (50.9 yards in 2011).

LEE AMONG THE ALL-TIME BEST

Lee has appeared in 230 games with 1,212 punts for 56,405 yards (46.5-yard avg.), a 39.7 net average and 395 punts landed inside the 20-yard line. *He has finished in the top-10 in punting average in 11 of his 14 full NFL seasons.*

NFL History – Gross Punting Average (min. 300)

Rnk	Player (Seasons)	Avg.
1	Shane Lechler (2000-17)	47.6
2t	Thomas Morstead* (2009-18)	47.0
2t	Johnny Hekker* (2012-18)	47.0
4t	Marquette King* (2012-18)	46.7
4t	Brandon Fields (2007-15)	46.7
6	Andy Lee* (2004-18)	46.5
7	Pat McAfee (2009-16)	46.4
8	Sam Martin* (2013-18)	46.3
9	Bryan Anger* (2012-18)	46.2
10	Tress Way* (2014-18)	46.0

*Active Player

QUARTERBACKS

Mike Glennon – Has thrown for 4,933 yards, 34 TDs, 20 INTs and an 83.2 passer rating on 467-of-770 passing (60.6%) in 25 career games (22 starts). Spent his first five NFL seasons with Tampa Bay (2013-16) and Chicago (2017) and was named to the All-Rookie team by the PFWA, ProFootballFocus.com and ESPN.com.

Josh Rosen – Earned his third-career win and led his second game-winning drive in the Cardinals first road victory over the Packers since 1949. Became the youngest QB in team history to start (21 years, 232 days) and win (21 years, 239 days) a game. Also Became the youngest QB in the Super Bowl era to win after leading a double-digit fourth-quarter comeback (21 years, 260 days) in Week 8 against the 49ers.

RUNNING BACKS

Derrick Coleman – NFL's first legally deaf offensive player, has served as a lead blocker for three 2,000-yard rushing teams and two individual 1,000-yard rushing seasons in four NFL campaigns. Won Super Bowl XLVIII with Seattle during his second NFL season.

Chase Edmonds – Became the first Fordham alum to score an NFL TD since Kurt Sohn in 1988 in Week 13 against the Packers. Three-time consensus All-American at Fordham where he became the Patriot League all-time leader in rushing yards (5,862 – fifth in NCAA FCS history), all-purpose yards (7,374), rushing TDs (67) and total TDs (74).

David Johnson – Has the NFL's second-most multi-TD games (13) since entering the league in 2015, and ranks fifth in team history with 30 career rushing TDs. Averaging 108.2 scrimmage yards per game since Byron Leftwich took over as offensive coordinator in Week 8.

T.J. Logan – Cardinals 2017 fifth-round (179th overall) pick returned five kickoffs for 126 yards (career highs) in Week 12 against the Chargers. Had 4,926 all-purpose yards and 27 TDs in 49 games at North Carolina.

WIDE RECEIVERS

Larry Fitzgerald – His 11 Pro Bowl selections are the most by any player in franchise history and trail only Hall of Fame WR Jerry Rice (13) for the most by a receiver in NFL history. Broke Rice's record for the most receptions with one team in NFL history (1,281 with the 49ers) in Week 14 against the Lions. Franchise leader in receptions (1,286), receiving yards (16,108), receiving TDs (115), total TDs (115) and 100-yard receiving games (47).

J.J. Nelson – Cardinals 2015 fifth-round pick has 81 receptions for 1,439 yards and 10 TDs in 55 games (15 starts), and his 17.8-yards-per-catch average is the NFL's best since 2015 (minimum 60 receptions).

Trent Sherfield – Had five receptions for 77 yards (both career highs) in his first NFL start in Week 14 against the Lions. Signed with the Cardinals as a rookie free agent out of Vanderbilt where had 136 receptions for 1,869 yards and nine TDs in 48 games (27 starts).

Jalen Tolliver – Signed with the Cardinals as a rookie free agent from Arkansas-Monticello in May and has spent most of the season on Arizona's practice squad. Led all of Division II with 16 TD catches on in 2017 and finished his college career with 192 receptions for 3,168 yards and 39 TDs in 42 games.

Chad Williams – Cardinals 2017 third-round pick (98th overall) has 14 receptions for 144 yards and two carries for 33 yards in 14 games (six starts) for the Cardinals. Scored his first-career TD in Week 4.

TIGHT ENDS

Darrell Daniels – Has played 22 games (five starts) for the Colts (2017, Seahawks (2018) and Cardinals (2018) after entering the league as a rookie free agent with Indianapolis out of Washington. Totaled 47 receptions for 728 yards and five TDs in 49 games for the Huskies.

Jermaine Gresham – Two-time Pro Bowl selection (2011-12) has played 130 games (116 starts) with 376 receptions for 3,736 receiving yards and 29 TDs. Signed a four-year contract before the 2017 season.

John Phillips – Has 55 receptions for 390 yards and five TDs in 117 games (41 starts) with Dallas (2009-12), San Diego (2013-15), Denver (2016), New Orleans (2016-17) and Arizona (2018). Virginia product drafted by Dallas in the sixth round (208th overall) in 2009.

Ricky Seals-Jones – Trails only six 2017 draft picks – Evan Engram (NYG), O.J. Howard (TB), David Njoku (Cle), George Kittle (SF), Gerald Everett (LAR) and Jonnu Smith (Ten) – for the most TD receptions among second-year TEs with four. Cousin of Pro Football Hall of Fame RB Eric Dickerson.

OFFENSIVE LINE

Oday Aboushi – Played 39 games (29 starts) for the Cardinals (2018), Seahawks (2017), Texans (2015-16) and Jets (2013-14) since entering the league as New York's fifth-round pick (141st overall) in 2013.

Joe Barksdale – Eight-year NFL veteran who has played 103 games (75 starts) for the Cardinals (2018), Chargers (2015-18), Rams (2012-14) and Raiders (2011). Signed with the Cardinals in Week 14.

Mason Cole – Cardinals 2018 third-round pick (97th overall) has started 117 consecutive games since his freshman year of high school and is Arizona's only offensive lineman to have played every offensive snap this season. Became the first true freshman in Michigan's storied history to start a season-opener on the offensive line.

Korey Cunningham – Cardinals 2018 seventh-round pick (254th overall) out of Cincinnati has started four consecutive games at LT. Recruited as a TE, switched to offensive line and played 45 games for the Bearcats, starting 24 straight to end his college career.

Zack Golditch – Entered the league as an undrafted rookie free agent with the Chargers and spent time with the 49ers and Colts before signing with the Cardinals in Week 9. Made his NFL debut with Arizona in Week 12 against the Chargers. Played 43 games (38 starts) at Colorado State and was a first-team All-Mountain West pick as a senior.

Colby Gossett – Signed by Arizona off the Vikings practice squad in Week 9 and made his first-career start at LG in Week 14. Minnesota's 2018 sixth-round pick (213rd overall) out of Appalachian State, where was a two-time first-team All-Sun Belt Conference honoree.

Will Holden – Arizona's 2017 fifth-round (157th overall) pick has started at TE, LT, LG and RT for the Cardinals. Had practice squad stints with the Colts and Saints before re-signing with Arizona in Week 13, just three days before starting at RT against the Packers.

Daniel Munyer – Entered the NFL as a rookie free agent with the Chiefs in 2015 and bounced between Kansas City's active roster and practice squad before joining Arizona in 2016. Made his Cardinals debut last year against Dallas, and has played offense, defense and special teams this season.

Rees Odhiambo – Seahawks 2016 third-round pick (97th overall) out of Boise State played 15 games (seven starts) in two seasons for Seattle. Signed with the Cardinals off the Colts practice squad in Week 14.

SPECIALISTS

Aaron Brewer – Has played 98 regular season games and eight postseason contests for the Cardinals (2016-18) and Broncos (2012-15).

Zane Gonzalez – Hit a 44-yard game-winner against the Packers in his Cardinals debut. ASU product and 2016 Lou Groza Award winner became the FBS all-time leader in FGs made (96) and points by a kicker (494).

Andy Lee – Three-time Pro Bowler and four-time All-Pro ranks second in the NFL and is on pace to break his own single-season franchise record for gross punting average with a 48.6-yard mark this season.

DEFENSIVE LINE

Vontarrius Dora – Has spent time with the Broncos, Seahawks, Cardinals, Colts and Falcons after entering the league as a rookie free agent with Denver out of Louisiana Tech, where he was a four-year starter and totaled 147 tackles, 13.5 sacks, two forced fumbles and two fumble recoveries. Elevated to the Cardinals active roster from the team's practice squad on Week 14.

Markus Golden – Cardinals 2015 third-round pick (58th overall) out of Missouri, tied for third in the NFL with a team-leading 12.5 sacks in 2016. Recorded his first full sack in 666 days (one year, nine months and 28 days) in Week 8 against the 49ers after returning from injury.

Rodney Gunter – Fourth-round pick out of Delaware State has 110 tackles (68 solo), 6.0 sacks, one fumble recovery, two forced fumbles and a blocked FG in 61 games (22 starts) during his NFL career.

Chandler Jones – Two-time Pro Bowler (2015, '17) has 40.0 sacks in 43 games since joining the Cardinals in 2016, the most by any NFL player during that span. Led the NFL with a franchise-record 17.0 sacks last year, and set a franchise record for the most consecutive seasons with double-digit sacks (11.0 in 2016, 17.0 in 2017 and 12.0 in 2018).

Cameron Malveaux – Played two years (2017-18) with the Dolphins after entering the NFL as a rookie free agent with Miami out of Houston. Signed with Arizona off Miami's practice squad in Week 13 and notched a sack in his Cardinals debut in Week 14 against the Lions.

Benson Mayowa – Idaho product entered the league as a rookie free agent with the Seahawks and has played 70 games (14 starts) with Seattle (2013), Oakland (2014-15), Dallas (2016-17) and Arizona (2018).

Zach Moore – New England's 2014 sixth-round pick out of Concordia-St. Paul has 3.0 sacks in his last seven games, compared to a half-sack in his first four NFL seasons. Joined the Cardinals from Carolina, where he spent the 2017 season.

Corey Peters – Signed a three-year extension to remain with the Cardinals through 2020. Has 271 tackles, 14.0 sacks and one INT in 110 games (93 starts) for the Cardinals (2015-18) and Falcons (2010-14). Cardinals have allowed the NFL's fewest yards per carry (3.85) since Peters joined the lineup in 2016.

Vincent Valentine – Patriots 2016 third-round pick (96th overall) out of Nebraska played 13 regular season games (two starts) and three playoff contests as a rookie. Spent most of last season on injured reserve (knee) and had practice squad stints with New England, Arizona and Seattle before joining the Cardinals active roster in Week 15 this season.

LINEBACKERS

Jonathan Anderson – Played 31 games (three starts) in three seasons (2015-17) for the Bears after signing with the team as an undrafted rookie free agent out of TCU. Released by Chicago in Week 4 and signed with the Cardinals in Week 15.

Deone Bucannon – Cardinals 2014 first-round pick (27th overall), has 412 tackles, 6.0 sacks, two INTs (one returned for a TD), 14 passes defended, four fumble recoveries and seven forced fumbles in 67 career games (54 starts).

Dennis Gardeck – Has played a team-high 304 snaps on special teams. Signed as a rookie free agent after posting 345 tackles, 57.5 for loss, 32 sacks, nine forced fumbles, two fumble recoveries and one INT at West Virginia State (2014-16) and Sioux Falls (2017).

Gerald Hodges – Five-year NFL veteran who has played 78 games with Arizona (2018), New Orleans (2017), San Francisco (2015-16) and Minnesota (2013-15) after entering the league as the Vikings fourth-round pick in 2013. Stepped into the starting lineup for Josh Byrnes and led the team with 14 tackles in Week 13 against the Packers.

Haason Reddick – Cardinals 2017 first-round pick (13th overall) has 117 tackles, 4.5 sacks, five passes defended, three forced fumbles and six special teams tackles in 29 games (12 starts). Registered a career-high 15 tackles in Week 12 against the Chargers.

Zeke Turner – Has an NFL-leading 15 special teams tackles, according to league statistics. Signed with Arizona as a rookie free agent out of Washington where he collected 100 tackles, 3.5 tackles for loss, two INTs, a forced fumble and four passes defended in 38 games.

Joe Walker – Entered the NFL as Philadelphia's seventh-round pick in 2016 out of Oregon and had 10 tackles on defense and three on special teams in 12 games for the Super Bowl LII champions last season. Has six special teams tackles since signing with the Cardinals in Week 3.

DEFENSIVE BACKS

David Amerson – Five-year NFL veteran has 266 tackles, eight INTs, 64 passes defended, two forced fumbles and one fumble recovery in 71 games for the Redskins (2013-15), Raiders (2015-17) and Cardinals (2018). Selected by the Redskins in the second round (51st overall) of the 2013 NFL Draft out of North Carolina State.

Budda Baker – Arizona's 2017 second-round pick (36th overall) has totaled 10+ tackles in four games this season and led all NFL DBs with 73 tackles before missing Weeks 11-12 with injury. Earned Pro Bowl and first-team All-Pro honors as a special teamer last season.

Antoine Bethea – Three-time (2007, '09, '14) Pro Bowler and 13th-year NFL veteran has appeared in 190 regular season games (181 starts) and started all 13 postseason contests he has played. Had a career-high five INTs in 2017, and leads all active NFL players with 1,208 career tackles, according to league stats.

Tre Boston – Tied for the NFL's fifth most INTs since the start of the 2017 season with eight. Re-joined Cardinals Head Coach Steve Wilks in Arizona after starting his NFL career with Wilks in Carolina.

Rudy Ford – Cardinals 2017 sixth-round pick (208th overall) has 12 special teams tackles in 20 career games. Had 275 tackles, 1.5 sacks, 11.5 tackles for loss and five INTs in 52 games (34 starts) at Auburn.

Dontae Johnson – North Carolina State product was selected by San Francisco in the fourth round (129th overall) of the 2014 NFL Draft and recorded 149 tackles, two INTs (both returned for TDs) and 21 passes defended in 63 games (22 starts) in four years (2014-17) for the 49ers. Signed with Arizona in Week 13 after stints with Buffalo and Seattle.

Leonard Johnson – Sixth-year NFL veteran has played 81 games (28 starts) with Tampa Bay (2012-14), New England (2015), Carolina (2016), Buffalo (2017) and Arizona (2018). Entered the league as a rookie free agent with the Buccaneers out of Iowa State.

Patrick Peterson – Fifth overall pick in 2011 joined HOF RBs Jim Brown and Barry Sanders as only players with seven Pro Bowls before age 28. Has allowed the second-fewest receptions (25) and the sixth-lowest passer rating (69.0) among NFL CBs with at least 700 snaps in 2018, according to Pro Football Focus.

Quinten Rollins – Miami (OH) product was selected by Green Bay in the second round (62nd overall) of the 2015 NFL Draft and recorded 94 tackles, three INTs (one returned for a TD) and 22 passes defended in 33 games (15 starts) in three years (2015-17) for the Packers. Signed with Arizona in Week 13 after being released by Green Bay in Week 2.

Brandon Williams – Selected in the third round (92nd Overall) of the 2016 NFL Draft out of Texas A&M and has totaled 23 tackles, four passes defended and nine special teams tackles in 42 games.

CARDINALS 2018 TRANSACTIONS

DECEMBER

- Tue., Dec. 11** Placed LB Thurston Armbrister (hamstring) and DT Robert Nkemdiche (knee) on injured reserve and signed DT Vincent Valentine from Seattle's practice squad and LB Jonathan Anderson. Signed OL Justin Evans to the practice squad
- Wed., Dec. 5** Placed OL D.J. Humphries (knee) on injured reserve, signed OL Joe Barksdale and OL Rees Odhiambo from the Indianapolis Colts practice squad. Signed WR Malachi Dupre, OL Denver Kirkland and DT Pasoni Tasini to the practice squad
- Tue., Dec. 4** Placed OL Mike Iupati (knee), WR Christian Kirk (foot) and DT Olsen Pierre on injured reserve and elevated DE Vontarrius Dora and WR Jalen Tolliver to the active roster from the practice squad. Signed WR Daniel Braverman to the practice squad, placed OL Rick Leonard (calf) on the practice squad injured reserve list and released WR Montay Crockett from the practice squad

NOVEMBER

- Fri., Nov. 30** Elevated LB Thurston Armbrister to the active roster from the practice squad and re-signed QB Charles Kanoff to the practice squad
- Thu., Nov. 29** Re-signed OL Will Holden, placed OL Jeremy Vujnovich (hamstring) on injured reserve and released QB Charles Kanoff. Re-signed CB Chris Jones to the practice squad
- Wed., Nov. 28** Signed DE Cameron Malveaux from Miami's practice squad and signed LB Thurston Armbrister to the practice squad
- Tue., Nov. 27** Signed CB Dontae Johnson and CB Quinten Rollins and released CB Chris Jones. Re-signed WR Jalen Tolliver to the practice squad and released DT Vincent Valentine from the practice squad
- Mon., Nov. 26** Elevated K Zane Gonzalez to the active roster from the practice squad. Placed LB Josh Byrnes (thumb) and kicker Phil Dawson (hip) on injured reserve and released CB Bene Benwikere and OL Andre Smith. Awarded waiver claim on TE Darrell Daniels (Seattle)
- Sat., Nov. 24** Elevated QB Charles Kanoff to the active roster and released WR Jalen Tolliver
- Thu., Nov. 22** Re-signed DE Vontarrius Dora to the practice squad
- Wed., Nov. 21** Re-signed WR Montay Crockett to the practice squad
- Tue., Nov. 20** Re-signed CB David Amerson, elevated CB Chris Jones and WR Jalen Tolliver to the active roster from the practice squad and released DE Vontarrius Dora and CB Jamar Taylor. Signed K Zane Gonzalez to the practice squad
- Mon., Nov. 19** Released K Matt McCrane
- Sat., Nov. 17** Signed K Matt McCrane and elevated DE Vontarrius Dora to the active roster from the practice squad. Released CB David Amerson and WR Kendall Wright
- Wed., Nov. 14** Signed CB David Amerson and CB Leonard Johnson and signed OL Rick Leonard to the practice squad
- Tue., Nov. 13** Placed OL Justin Pugh (knee) on injured reserve and released S Eddie Pleasant. Released WR Montay Crockett from the practice squad
- Wed., Nov. 7** Signed WR Montay Crockett to the practice squad and released OL Kyle Friend from the practice squad
- Mon., Nov. 5** Re-signed WR Kendall Wright and signed OL Zack Golditch from Indianapolis' practice squad
- Sat., Nov. 3** Released QB Sam Bradford and placed OL John Wetzell (neck) on injured reserve

OCTOBER

- Wed., Oct. 31** Signed TE Gabe Holmes and DT Vincent Valentine to the practice squad and released DT Pasoni Tasini and TE Andrew Vollert from the practice squad
- Tue., Oct. 30** Signed OL Colby Gossett from Minnesota's practice squad and TE John Phillips. Released OL Blaine Clausell and TE Gabe Holmes. Re-signed DE Vontarrius Dora and OL Kyle Friend to the practice squad and released DE Ufomba Kamalu and K Matt McCrane from the practice squad.

- Fri., Oct. 26** Signed K Matt McCrane to the practice squad and released OL Kyle Friend from the practice squad
- Tue., Oct. 23** Signed OL Oday Aboushi and released DE Ifeadi Odenigbo. Re-signed CB Deatrick Nichols to the practice squad
- Mon., Oct. 22** Signed S Eddie Pleasant and released CB Deatrick Nichols
- Fri., Oct. 19** Offensive coordinator Mike McCoy relieved of his duties. Quarterbacks coach Byron Leftwich promoted to offensive coordinator
- Thu., Oct. 18** Elevated CB Deatrick Nichols to the active roster from the practice squad and released WR Kendall Wright
- Tue., Oct. 16** Signed OL Kyle Friend to the practice squad and released OL Will House from the practice squad
- Mon., Oct. 15** Signed RB Brandon Wilds and OL Coleman Shelton to the practice squad and released WR Bernard Reedy and RB Jalen Simmons from the practice squad
- Wed., Oct. 10** Re-signed CB Deatrick Nichols to the practice squad
- Mon., Oct. 8** Signed WR Kendall Wright and released CB Deatrick Nichols
- Tue., Oct. 2** Signed WR Bernard Reedy and S Darian Thompson to the practice squad and released S Demetrious Cox and LB Nigel Harris from the practice squad

SEPTEMBER

- Tue., Sep. 25** Signed DE Ufomba Kamalu to the practice squad and released DE Alec James from the practice squad
- Mon., Sep. 24** Awarded waiver claim on DE Ifeadi Odenigbo and released DE Jacques Smith
- Wed., Sep. 19** Signed LB Joe Walker from Philadelphia's practice squad and signed RB Jalen Simmons to the practice squad
- Tue., Sep. 18** Released DT Garrison Smith, signed LB Nigel Harris to the practice squad and released LB B.J. Bello from the practice squad
- Sat., Sep. 8** Signed RB David Johnson to a contract extension through the 2021 season
- Mon., Sep. 3** Signed LB B.J. Bello, S Demetrious Cox and CB Chris Jones to the practice squad
- Sun., Sep. 2** Awarded waiver claims on OL Blaine Clausell (Carolina), DT Garrison Smith (Atlanta) and OL Jeremy Vujnovich (Indianapolis). Signed DE Zach Moore, waived/injured DE Vontarrius Dora and S A.J. Howard, and released OL Evan Boehm and OL Will Holden. Re-signed OL Will House, DE Alec James, QB Charles Kanoff, RB Elijah Penny, DT Pasoni Tasini, WR Jalen Tolliver and TE Andrew Vollert to the practice squad.
- Sat., Sep. 1** Released WR Carlton Agudosi, OL Josh Allen, DT Siupeli Anau, RB Sherman Badie, TE Alec Bloom, WR Brice Butler, CB Chris Campbell, DE Cap Capi, S Travell Dixon, WR C.J. Duncan, OL Will House, DE Alec James, QB Charles Kanoff, WR Greg Little, K Matt McCrane, LB Airius Moore, CB Jonathan Moxey, DT Owen Obasuyi, LB Matthew Oplinger, OL Winston Painter, FB Elijah Penny, OL Greg Pyke, LB Edmond Robinson, CB Tim Scott, DT Pasoni Tasini, CB Tavierre Thomas, WR Jalen Tolliver, DT Tani Tupou, RB Darius Victor, TE Andrew Vollert, OL Brant Weiss, TE Bryce Williams, DT Nigel Williams, WR Corey Willis, LB Scooby Wright III. Activated LB Markus Golden (knee) and TE Jermaine Gresham (achilles) from PUP, placed DE Arthur Moats (knee) on injured reserve and reached an injury settlement with S Harlan Miller (knee)

AUGUST

- Tue., Aug. 28** Placed RB D.J. Foster (knee) on injured reserve and re-signed RB Darius Victor
- Fri., Aug. 24** Signed C.A.Q. Shipley to a one-year contract extension
- Wed., Aug. 22** Signed DT Tani Tupou and DT Nigel Williams and released TE Chris Bazile and WR Austin Wolf
- Wed., Aug. 15** Re-signed S Harlan Miller and waived/injured CB Lou Young III (hamstring)

CARDINALS 2018 TRANSACTIONS

Tue., Aug. 14 Signed WR Austin Wolf and released WR Rashad Ross
Mon., Aug. 13 Signed LB Gerald Hodges to a one-year contract and waived/injured LB Jeremy Cash

Fri., Aug. 10 Signed CB Tim Scott
Tue., Aug. 7 Placed C A.Q. Shipley (knee) on injured reserve
Thu., Aug. 2 Signed DE Cap Capi and waived/injured DE Bryson Albright

JULY

Fri., July 27 Signed S Tre Boston and released DE Moubarak Djeri
Thu., July 26 Signed DE Arthur Moats and DE Jacques Smith and waived/injured DE Praise Martin-Oguike
Mon., July 23 Signed TE Chris Bazile and waived/non-football injury TE Beau Sandland. Placed CB Chris Campbell (ankle), DE Markus Golden (knee) and TE Jermaine Gresham (achilles) on active/PUP

JUNE

Fri., June 15 Signed WR Greg Little and released LB Frank Ginda and WR Cobi Hamilton
Thu., June 14 Signed P Andy Lee to a two-year contract extension
Mon., June 11 Signed S Travell Dixon and waived/injured S Jonathan Owens (knee)
Fri., June 1 Signed RB Sherman Badie and waived/left squad FB Austin Ramesh

MAY

Thu., May 31 Signed OL Mason Cole (3rd round) to a four-year contract
Thu., May 24 Signed WR Christian Kirk (2nd round) to a four-year contract
Mon., May 21 Released CB Marcus Williams
Sat., May 19 Agreed to a trade to acquire CB Jamar Taylor from the Cleveland Browns for a sixth-round pick in the 2020 NFL Draft
Mon., May 14 Signed DT Siupeli Anau, WR C.J. Duncan, LB Airius Moore and OL Greg Pyke. Released CB Elijah Battle, LB Mike Needham, OL Austin Olsen and WR Jonah Trinnaman
Fri., May 11 Signed RB Chase Edmonds (4th round), CB Chris Campbell (6th round) and OL Korey Cunningham (7th round) to four-year contracts
Thu., May 10 Signed FB Derrick Coleman to a one-year contract and released RB Bronson Hill. Signed QB Josh Rosen (1st round) to a four-year contract with a team option for a fifth
Wed., May 9 Released DT Peli Anau and S Harlan Miller
Mon., May 7 Released QB Brandon Doughty and QB Alek Torgersen
Tue., May 1 Released CB Jarell Carter, CB C.J. Goodwin, RB Darius Victor and LS Drew Williams. Waived/injured LB Gabe Martin (Achilles)

APRIL

Mon., Apr. 30 Agreed to terms with 24 rookie free agents: CB Elijah Battle, TE Alec Bloom, LB Dennis Gardeck, LB Frank Ginda, OL Will House, S A.J. Howard, DE Alec James, QB Chad Kanoff, K Matt McCrane, LB Mike Needham, CB Deatrick Nichols, DE Owen Obasuyi, OL Austin Olsen, LB Matthew Oplinger, S Jonathan Owens, FB Austin Ramesh, WR Trent Sheffield, CB Tavierre Thomas, WR Jalen Tolliver, WR Jonah Trinnaman, S Zeke Turner, TE Andrew Vollert, OL Brant Weiss, WR Corey Willis
Mon., Apr. 23 Signed DE Benson Mayowa to a one-year contract
Thu., Apr. 19 Signed CB Marcus Williams to a one-year contract
Mon., Apr. 16 Signed TE Beau Sandland to a one-year contract
Thu., Apr. 12 Released OL Max Tuerk
Wed., Apr. 11 Signed TE Bryce Williams to a one-year contract
Thu., Apr. 5 Awarded QB Brandon Doughty (Miami) and QB Alek Torgersen (Detroit) off of waivers

Tue., Apr. 3 CB C.J. Goodwin, RB Elijah Penny, DL Olsen Pierre and OL John Wetzel signed one-year contracts

Mon., Apr. 2 Signed WR Brice Butler to a two-year contract

MARCH

Wed., Mar. 28 Signed DL Moubarak Djeri to a one-year contract
Fri., Mar. 23 Signed CB Bene Benwikere to a one-year contract and traded T Jared Veldheer to the Broncos for a sixth-round pick (#182) in the 2018 NFL Draft
Thu., Mar. 22 Re-signed C Daniel Munyer to a one-year contract and awarded WR Cobi Hamilton (Houston) off of waivers
Sat., Mar. 17 Signed OL Justin Pugh to a five-year contract
Fri., Mar. 16 Signed QB Sam Bradford to a three-year contract, OL Andre Smith to a two-year contract, QB Mike Glennon to a two-year contract, LB Josh Bynes to a three-year contract and OL Winston Painter to a one-year contract. Awarded LB Jeremy Cash (Cleveland) off of waivers and released DL Josh Mauro
Wed., Mar. 14 Released S Tyrann Mathieu
Tue., Mar. 13 Extended a tender offer to restricted free agent DL Xavier Williams and released RB Adrian Peterson
Fri., Mar. 9 Extended tender offers to exclusive rights free agents CB C.J. Goodwin, RB Elijah Penny, DL Olsen Pierre and OL John Wetzel
Wed., Mar. 7 Re-signed LS Aaron Brewer to a four-year contract

FEBRUARY

Wed., Feb. 14 Hired assistant coaches Chris Achuff (assistant defensive line), Ray Brown, (offensive line), Alonso Escalante (defensive quality control), Charlie Harbison (assistant defensive backs), Don Johnson (senior assistant/defensive line), Randall McCray (assistant special teams), David Merritt, Sr. (defensive backs), Jason Michael (tight ends), Troy Rothenbuhler (offensive quality control), Cameron Turner (offensive assistant) and Kirby Wilson (running backs). Terry Allen (Bill Bidwill Fellowship/RB's), Larry Foote (linebackers), Kevin Garver (wide receivers), Steve Heiden (assistant offensive line), Byron Leftwich (quarterbacks) and Buddy Morris (strength and conditioning) all return to the coaching staff.
Mon., Feb. 12 Signed GM Steve Keim to an extension that keeps him under contract through 2022. Signed CB Lou Young III to a one-year contract

JANUARY

Fri., Jan. 26 Hired Al Holcomb (defensive coordinator), Mike McCoy (offensive coordinator) and Jeff Rodgers (special teams coordinator)
Mon., Jan. 22 Hired Steve Wilks as head coach. Agreed to terms on a four-year contract with a team option for a fifth year
Fri., Jan. 19 Signed LB Praise Martin-Oguike to a future contract for the 2018 season
Tue., Jan. 2 QB Carson Palmer announced his retirement. Re-signed WR Carlton Agudosi, DL Peli Anau, CB Jarell Carter, LB Vontarrus Dora, CB Jonathan Moxey, WR Rashad Ross, DL Pasoni Tasini and RB Darius Victor to future contracts for the 2018 season and signed OL Josh Allen and LS Drew Williams to future contracts for 2018.
Mon., Jan. 1 Head coach Bruce Arians announced his retirement

CARDINALS 2018 GAME SUMMARIES

GAME 1 // REDSKINS 24, CARDINALS 6 // SEPTEMBER 9, 2018 // STATE FARM STADIUM (61,613)

In week 1 of the regular season, Washington came to AZ and spoiled the Cardinals first game in recently renamed State Farm Stadium as well as the debut of first-year head coach Steve Wilks. Behind new QB Alex Smith and running backs Adrian Peterson and Chris Thompson, Washington's offense hummed while Arizona's had difficulty establishing a rhythm. It all added up to a 24-6 season opening home loss for the Cardinals.

In the late first quarter and into the second, the Redskins offense launched three consecutive lengthy TD drives (80, 73, and 92 yards) to take a 21-0 halftime lead. Those drives helped Washington achieve a 22:57 to 7:03 time of possession advantage in the in a first half that saw Arizona's offense possess it just three times and run only 14 plays. On the opening play of the 2nd quarter, Thompson caught a 13-yard pass from Smith that capped an 11-play, 80-yard drive that made it 7-0. Their next series saw them go 73 yards in 15 plays and ended with Peterson's 1-yard TD run that made it 14-0. With 0:08 remaining before intermission, Washington faced a 3rd-n-goal from the AZ 4 when Smith hit TE Jordan Reed with a TD pass that made it 21-0.

Neither team scored in the third quarter but early in the fourth, Dustin Hopkins' 31-yard FG made it 24-0. The next drive was Arizona's most efficient of the afternoon; on it, new Cards QB Sam Bradford was 8 for 8 passing for 42 yards and rookie RB Chase Edmonds added 20 yards on 3 carries. It ended when David Johnson ran it in from 2 yards out. It was the 34th TD in 34 games for Johnson who saw his first action since suffering a season-ending wrist injury in the 2017 opener. About 20 hours earlier the talented Johnson signed an extension that keeps him under contract with the Cardinals thru the end of the 2021 season.

Starting season #15 with the Cardinals, WR Larry Fitzgerald led all receivers with 7 catches for 76 yards. He also extended his streak of games with a reception to 212 games, #2 in NFL history behind only Jerry Rice (274). Another 15th year player out of Pitt also had an exceptional day for the Cardinals: punter Andy Lee repeatedly helped the Cardinals flip the field on Washington and averaged 52.6 yards (46.2 net) on his 5 punts, three of which landed inside the 20.

	1	2	3	4	OT	FINAL	FIELD GOAL BREAKDOWN
REDSKINS	0	21	0	3	--	24	D. Hopkins (31)
CARDINALS	0	0	0	6	--	6	--

TEAM	QTR.	TIME	SCORING PLAY	DRIVE	SCORE
Redskins	2	14:54	Thompson 13-yard pass from Smith (Hopkins kick)	11-80, 5:53	7-0
Redskins	2	4:10	Peterson 1-yard run (Hopkins kick)	15-73, 9:06	14-0
Redskins	2	0:08	Reed 4-yard pass from Smith (Hopkins kick)	10-92, 3:11	21-0
Redskins	4	12:13	Hopkins 31-yard FG	10-63, 4:42	24-0
Cardinals	4	5:47	Johnson 2-yard run (pass failed)	13-75, 6:26	24-6

STATISTICS

	WAS	AZ
First Downs	30	14
3rd Down Eff. (Pct)	6-13 (46)	1-8 (13)
Total Plays	75	51
Avg. Gain	5.7	4.2
Rushes-Yards	42-182	15-68
Net Passing Yards	247	145
Total Net Yards	429	213
Passing (A-C-I)	30-21-0	34-20-1
Sacked by Opp.	3-8	2-8
Punts-Average	4-46.5	5-52.6
Fumbles-Lost	3-1	1-1
Penalties	9-63	9-67
Time of Possession	38:08	21:52

Weather: Indoors

RUSHING

Redskin: Peterson 26-96, TD; Thompson 5-65; A. Smith 8-14; Kelley 3-7.
CARDS: D. Johnson 9-37, TD; Edmonds 4-24; Bradford 2-7.

PASSING

Redskins: Smith 21-30, 255 yds, 2 TD, 0 INT.
CARDS: Bradford 20-34, 153 yds, 0 TD, 1 INT.

RECEIVING

Redskins: Thompson 6-63, TD; Reed 4-48, TD; Richardson 4-22; Crowder 3-32; Peterson 2-70; Doctson 1-11; Davis 1-9.
CARDS: Fitzgerald 7-76; D. Johnson 5-30; Edmonds 4-24; Seals-Jones 3-19; Kirk 1-4.

INTERCEPTIONS

Redskins: Dunbar 1-(-3).
CARDS: None.

GAME 2 // CARDINALS 0, RAMS 34 // SEPTEMBER 16, 2018 // LOS ANGELES MEMORIAL COLISEUM (66,515)

In their first divisional match-up of the season, the Cards traveled to Los Angeles to take on the Rams at the Coliseum. On this day, it would be all LA qw the hosts excelled in all three phases to drop the Cards to 0-2. After a scoreless opening quarter, the Rams scored 34 unanswered en route to a decisive victory that improved their mark to 2-0. RB Todd Gurley ran for 3 TDs while QB Jared Goff was 24-32 for 354 yards passing. WR Brandin Cooks led the way with 7 catches for 159 receiving yards. Defensively the Rams allowed just 5 first downs and 137 total yards while keeping the Cardinals off the scoreboard.

In the first quarter, the Cardinals defense did an excellent job containing Gurley who rushed six times for minus-1 yard. However, Goff completed 8 of 9 passes for 100 yards to 4 different receivers and by the second play of the 2nd quarter, the Rams had advanced to the AZ11. On 2nd-n-1 from there Gurley took a handoff from Goff, bounced right, and outraced the Cardinals defenders to the pylon. Because veteran kicker Greg Zuerlein injured his groin in pre-game warm-ups, LA went for 2 and converted on a Gurley run that made it 8-0. After a Cards 3-n-out, the Rams moved 52 yards in 10 plays and faced a 3rd-n-goal from the 2. Goff had WR Cooper Kupp open in the end zone but DE Chandler Jones alertly got his hand up and knocked the pass down. Punter Johnny Hekker then came on to attempt his first career FG and knocked it thru to make it 11-0. Late in the 2nd quarter, AZ punted it back to the Rams and returner JoJo Natson took it 60 yards to the AZ32. On the last play of the opening half, Gurley punched it on 4th-n-goal from the 1; his run on the subsequent 2-point conversion made it 19-0 at intermission.

Up 19-0, the Rams opened the 2nd half with a 57-yard completion from Goff to Cooks down the deep middle on their first play from scrimmage which took it to the AZ 22. Three plays later on 3rd-n-9 from the 21, Goff was flushed out of the pocket and rolled to his right but his pass attempt was intercepted by CB Patrick Peterson at the 2 to halt the threat. It was the 22nd career INT for the all-pro Peterson, moving him into 8th in team history. AZ would pick up one first down before being forced to punt, after which the Rams would take over at their own 44. Five plays and 56 yards later, Gurley scored his 3rd TD of the day on a 1-yard run and Goff's pass to RB Malcom Brown on the 2-point try made it 27-0 with 3:39 remaining in the 3rd quarter. A Goff TD pass to TE Tyler Higbee with 3:17 remaining in the game provided the contest's final points.

	1	2	3	4	OT	FINAL	FIELD GOAL BREAKDOWN
CARDINALS	0	0	0	0	--	0	--
RAMS	0	19	8	7	--	34	J. Hekker (20)

TEAM	QTR.	TIME	SCORING PLAY	DRIVE	SCORE
Rams	2	14:29	Gurley 11-yard run (Gurley run)	4-59, 1:19	0-8
Rams	2	8:07	Hekker 20-yard FG	11-52, 4:45	0-11
Rams	2	0:00	Gurley 1-yard run (Gurley run)	8-32, 4:18	0-19
Rams	3	3:39	Gurley 2-yard run (Goff-Brown pass)	5-56, 2:10	0-27
Rams	4	3:17	Higbee 3-yard pass from Goff (Hekker kick)	7-25, 3:45	0-34

STATISTICS

	AZ	LAR
First Downs	5	24
3rd Down Eff. (Pct)	3-12 (25)	8-15 (53)
Total Plays	43	67
Avg. Gain	3.2	6.4
Rushes-Yards	15-54	33-90
Net Passing Yards	83	342
Total Net Yards	137	432
Passing (A-C-I)	27-17-1	2-24-1
Sacked by Opp.	1-7	2-12
Punts-Average	8-50.4	2-51.0
Fumbles-Lost	0-0	0-0
Penalties	9-47	5-49
Time of Possession	25:52	34:08

Weather: Sunny and warm, 86 degrees, humidity 35%, wind SW 2 mph.

RUSHING

CARDS: D. Johnson 13-48; Edmonds 1-5; Coleman 1-1.
Rams: Brown 12-46; Gurley 19-42, 3 TD; Goff 2-2.

PASSING

CARDS: Bradford 17-27, 90 yds, 0 TD, 1 INT.
Rams: Goff 24-32, 354 yds, 1 TD, 1 INT.

RECEIVING

CARDS: Edmonds 5-15; Cirk 4-27; Seals-Jones 4-17; Fitzgerald 3-28; D. Johnson 1-3.
Rams: Cooks 7-159; Woods 6-81; Kupp 6-63; Gurley 3-31; Everett 1-17; Higbee 1-3, TD.

INTERCEPTIONS

CARDS: Peterson 1-0.
Rams: Shields 1-22.

CARDINALS 2018 GAME SUMMARIES

GAME 3 // BEARS 16, CARDINALS 14 // SEPTEMBER 23, 2018 // STATE FARM STADIUM (62,163)

The Bears (1-1) and Cardinals (0-2) met in week 3 at State Farm Stadium. Against a stout Chicago defense that had allowed just 6 total points in quarters 1-3 of their opening two games combined, the Cards jumped out to an early 14-0 lead after a pair of Sam Bradford TD passes. However the Bears chipped away and after a TD and three Cody Parkey FGs, they claimed their first lead of the day with 4:31 remaining. At that point, head coach Steve Wilks inserted rookie QB Josh Rosen in place of Bradford in hopes of creating a spark for a Cards offense that was held scoreless over the final three quarters. While it reached Chicago territory, the Rosen-led offense was not able to produce the points needed to pull it out.

As mentioned the game began in promising fashion for the Cards. On the game's 3rd play from scrimmage, AZ faced a 3rd-n-4 at its own 31. RB David Johnson picked up an A gap blitz allowing Bradford to find rookie WR Christian Kirk for a 30-yard completion to the CHI39 for the offense's biggest gain of the young season. Two snaps later, Bradford found TE Ricky Seals-Jones wide open across the field and their 35-yard TD connection put the Cards up 7-0. The Bears next drive saw them quickly move into AZ territory; but on 3rd-n-6 from the AZ13, DBs Budda Baker and Bene Benwikere came on a blitz and combined to drop Mitchell Trubisky for a 15-yard loss. The sack pushed the Bears back to the AZ28, forcing a 46-yard Parkey FG try that he missed wide right. Late in the 1st, the Bears faced a 3rd-n-7 at their own 27 when DT Robert Nkemdiriche forced a Trubisky fumble that fellow DT Corey Peters recovered at the CHI21. On next play, Bradford lofted a 21-yard pass into the arms of RB David Johnson for a TD and 14-0 Cardinals lead. With a minute to go in the first half, AZ took over at the CHI24 after DE Chandler Jones tipped a Trubisky pass at the line and S Tre Boston made a diving INT. The Cards, however, came away pointless as a Khalil Mack sack of Bradford pushed them out of FG range.

Early in the 3rd, Bradford's deep pass to WR JJ Nelson was INT'd by S Eddie Jackson at the CHI33. From there, the Bears moved 67 yards in 9 plays - the biggest of which was a 39-yard completion to Allen Robinson - and Jordan Howard's 1-yard run made it 14-10 with 6:16 left in the 3rd. The next AZ drive ended when Bradford's pass intended for WR Chad Williams was picked off by DB Sherrick McMain and set the Chicago offense up at the AZ44. Parkey's 41-yard FG narrowed the deficit to 1 at 14-13. AZ seemed poised to add to its lead on the ensuing drive when Bradford hit Kirk down the left sideline with a 32-yard gain to the CHI23. On 2nd-n-8 from the 21, Bradford scrambled up the middle but was hit by Mack forcing a fumble that LB Danny Trevathan recovered at the 16. Chicago then moved 59 yards in 13 plays and Parkey's 43-yard FG put Chicago up 16-14. After that, Rosen entered the game. He moved AZ to the CHI42 but a 3-yard loss on 3rd down led to a 4th-n-5 at the CHI45 with 1:16 left. CB Bryce Callahan's INT effectively snuffed out Arizona's last best hope.

	1	2	3	4	OT	FINAL	FIELD GOAL BREAKDOWN
BEARS	0	3	10	3	--	16	C. Parkey 46WR (20) (41) (43)
CARDINALS	14	0	0	0	--	14	--

TEAM	QTR.	TIME	SCORING PLAY	DRIVE	SCORE
CARDS	1	12:12	Seals-Jones 35-yard pass from Bradford (Dawson kick)	5-75-2:48	0-7
CARDS	1	1:40	Johnson 21-yard pass from Bradford (Dawson kick)	1-21, 0:06	0-14
Bears	2	1:54	Parkey 20-yard FG	11-71, 5:27	3-14
Bears	3	6:16	Howard 1-yard run (Parkey kick)	9-67, 4:30	10-14
Bears	3	0:44	Parkey 41-yard FG	7-21, 2:54	13-14
Bears	4	4:31	Parkey 43-yard FG	13-59, 6:52	16-14

STATISTICS

	CHI	AZ
First Downs	21	13
3rd Down Eff. (Pct)	5-14 (36)	3-10 (30)
Total Plays	69	48
Avg. Gain	4.6	4.6
Rushes-Yards	31-122	18-53
Net Passing Yards	194	168
Total Net Yards	316	221
Passing (A-C-I)	35-24-1	26-17-3
Sacked by Opp.	3-26	4-25
Punts-Average	3-52.7	4-50.8
Fumbles-Lost	1-1	2-1
Penalties	7-45	6-43
Time of Possession	36:21	23:39

Weather: Indoors

RUSHING

Bears: Howard 24-61, TD; Cohen 5-53; Trubisky 2-8.
CARDS: D.Johnson 12-31; Rosen 1-12; Edmonds 5-10.

PASSING

Bears: Trubisky 24-35, 220 yds, 0 TD, 1 INT.
CARDS: Bradford 13-19, 157 yds, 2 TD, 2 INT;
Rosen 4-7, 36 yds, 0 TD, 1 INT.

RECEIVING

Bears: Gabriel 6-34; Burton 4-55; Miller 4-35; Robinson 3-50; Cohen 3-15; Howard 2-20; Cunningham 1-9; Bellamy 1-2.
CARDS: Kirk 7-90; D.Johnson 4-30, TD; Fitzgerald 2-9; Seals-Jones 1-35; Coleman 1-12; Gresham 1-9; C.Williams 1-8.

INTERCEPTIONS

Bears: Jackson 1-0; McManis 1-0; Callahan 1-0.
CARDS: Boston 1-0.

GAME 4 // SEAHAWKS 20, CARDINALS 17 // SEPTEMBER 30, 2018 // STATE FARM STADIUM (61,845)

In week 4 at State Farm Stadium, the big story entering the game was rookie QB Josh Rosen. The team's 1st round pick and 10th overall selection, Rosen - at 21 years, 232 days old - became the youngest player in Cards history to start at QB. Twice in the game the Cardinals found themselves trailing the Seahawks and twice Rosen led them back. That included in the fourth quarter when Seattle led 17-10 before the rookie led a 5-play, 80-yard drive that Rosen capped with his 1st career TD pass to tie the game midway through the quarter. Later in the 4th, he marched the Cards into Seattle territory to set-up a go-ahead FG try but Phil Dawson's 45-yarder was wide right with 1:50 left. That was enough time for Seattle to get into position for Sebastian Janikowski's 52-yard boot as time expired that won the game for the Seahawks and dropped AZ to 0-4 in heart-breaking fashion.

After the teams traded punts to open the game, Seattle advanced to the AZ20 in 5 plays. From there, RB Mike Davis took a handoff and bounced outside before racing down the right sideline to give the Seahawks a 7-0 lead. On the next play from scrimmage, Cards RB David Johnson fumbled and Seattle recovered at the Cards 26. Suddenly staring down the barrel of an early double-digit deficit, the AZ defense stiffened and held the Seahawks to a 38-yard FG try that Janikowski pushed right. The Cards offense answered by driving into Seattle territory and appeared to tie the game on a 22-yard Rosen TD pass to WR Chad Williams. However, a replay review overturned it, saying that Williams did not get his 2nd foot down. That instead led to a 23-yard Dawson FG early in the 2nd quarter. With 5:30 to go before intermission, Seattle was threatening again but Janikowski's 52-yard FG try missed left giving the Cards great field position at their own 42. Thanks to a 21-yard David Johnson run and a 10-yard Larry Fitzgerald pass on 3rd-n-5, the Cards found themselves at the SEA18 at the 2:00 warning. A defensive pass interference penalty in the end zone then took it to the 1 where Johnson's TD run made it 10-7 AZ with 1:52 left. With just over :30 remaining, Seattle went for it on 4th-n-1 at the AZ44 but DE Chandler Jones sacked Russell Wilson for a 6-yard loss, turning it over to the Cards offense at midfield. Rosen moved the team into position for a FG try but Dawson's 50-yarder missed right as time expired.

Seattle's opening drive of the 3rd quarter resulted in a 40-yard Janikowski FG that tied it at 10. The Seahawks then went ahead 17-10 after Davis' 1-yard run capped a 5-play, 47-yard drive. The 3rd quarter was all Seattle, who doubled AZ in total plays (18-7) and time of possession (10:05-4:55). With 11:38 to play, the Cards found themselves at their own 20 and down 17-10. A 31-yard Rosen pass to TE Ricky Seals-Jones moved it to the SEA 49 and a 32-yard screen pass to Johnson moved it to the 19. Two plays later from the 22, Rosen hit Chad Williams in the end zone with the game-tying TD with 8:59 to go. After the defense sent Seattle 3-n-out, AZ began its own 24 with 7:11 left. The Cards moved to the SEA27 at the 2:00 warning but Dawson missed from 45. With 1:50 left, the Seahawks took over at their own 25 and out of timeouts. But that was enough for Wilson to move into position for the game-winner.

	1	2	3	4	OT	FINAL	FIELD GOAL BREAKDOWN
SEAHAWKS	7	0	10	3	--	20	S. Janikowski 38WR 52WL (40) (52)
CARDINALS	0	10	0	7	--	17	P.Dawson (23) 50WR 45WR

TEAM	QTR.	TIME	SCORING PLAY	DRIVE	SCORE
Seahawks	1	6:09	M.Davis 20-yard run (Janikowski kick)	6-62	7-0
CARDS	2	14:04	Dawson 23-yard FG	13-68, 5:30	7-3
CARDS	2	1:52	D.Johnson 1-yard run (Dawson kick)	6-58, 3:32	7-10
Seahawks	3	4:59	Janikowski 40-yard FG	14-57, 7:46	10-10
Seahawks	3	1:00	M.Davis 1-yard run (Janikowski kick)	5-47, 2:19	17-10
CARDS	4	8:59	C.Williams 22-yard pass from Rosen (Dawson kick)	5-80, 2:39	17-17
Seahawks	4	0:00	Janikowski 52-yard FG	7-31, 1:50	20-17

STATISTICS

	SEA	AZ
First Downs	19	18
3rd Down Eff. (Pct)	0-10 (0)	5-12 (42)
Total Plays	62	56
Avg. Gain	5.3	4.7
Rushes-Yards	34-171	28-92
Net Passing Yards	160	171
Total Net Yards	331	263
Passing (A-C-I)	26-19-0	27-15-0
Sacked by Opp.	2-12	1-9
Punts-Average	4-47.5	5-50.6
Fumbles-Lost	3-0	2-1
Penalties	8-57	5-38
Time of Possession	31:46	28:14

Weather: Indoors

RUSHING

Seahawks: M. Davis 21-101, 2 TD; Penny 9-49; Wilson 4-21.
CARDS: D.Johnson 22-71, TD; Rosen 2-13; Kirk 1-7; Edmonds 3-1.

PASSING

Seahawks: Wilson 19-26, 172, 0 TD, 0 INT.
CARDS: Rosen 15-27, 180 yds, 1 TD, 0 INT.

RECEIVING

Seahawks: Lockett 5-53; Baldwin 5-42; Davis 4-23; Moore 2-39; Vannett 1-6; Marshall 1-5; Dissly 1-5.
CARDS: Kirk 4-28; D. Johnson 3-42; Fitzgerald 3-28; Seals-Jones 2-52; C.Williams 1-22, TD; Coleman 1-5; Nelson 1-4.

INTERCEPTIONS

Seahawks: None.
CARDS: None.

CARDINALS 2018 GAME SUMMARIES

GAME 5 // CARDINALS 28, 49ERS 18 // OCTOBER 7, 2018 // LEVI'S STADIUM (68,337)

The Cardinals recorded their first victory of 2018 and under head coach Steve Wilks thanks to a 10-point win over in San Francisco. The 49ers scored a TD on the opening drive of the afternoon and enjoyed a decisive edge in most statistical categories. However, the Cards hit on a 75-yard TD pass on their first play from scrimmage and had a 5-0 turnover advantage (3 fumble recoveries and 2 INTs). Three of those takeaways led to touchdowns including a fumble LB Josh Byrnes returned himself for a 4th quarter TD. Arizona DE Chandler Jones was exceptional throughout the game, finishing with 6 tackles, 2 tackles for loss, a sack, forced fumble, fumble recovery and knockdown of a pass on a 4th quarter 2-point try that would have tied the game with 6:51 remaining.

The 49ers began the day by methodically moving the ball on the game's opening drive. Aided by completions of 16 and 25 yards to FB Kyle Juszczyk, San Fran capped the 8-play, 75-yard drive on CJ Beathard's 5-yard shovel pass to RB Matt Breida but led just 6-0 after mishandling the PAT. The Cards wasted no time striking back. On Arizona's 1st offensive snap, Josh Rosen threw it deep to WR Christian Kirk and the 75-yard connection between the rookies put AZ up 7-6. On the 2nd play of the ensuing SF drive, AZ safety Tre Boston made a diving INT to set the Cards up at the SF43 but they could not take advantage. Early in the 2nd quarter, the Niners trailed 7-7 but had advanced to the AZ40. On 1st down from there, RB Raheem Mostert fumbled on a hit by DT Rodney Gunter. CB Patrick Peterson scooped up the loose ball and raced 49 yards down the left sideline to the SF 18. After an 11-yard completion to TE Jermaine Gresham, David Johnson found the end zone on a 2-yard run to put AZ up 14-6.

Early in the 3rd, the 49ers trailed by 8 but had moved to the AZ39. On 1st down from there, Jones came off the edge to strip Beathard in the pocket and recovered the fumble himself. San Fran threatened again on its next series but after reaching the AZ27, the drive stalled and Robbie Gould's 45-yard FG was wide right. On the following possession, the 49ers again moved the ball deep into AZ territory and on 4th-n-goal from the 1, Beathard threw a TD pass to WR Trent Taylor that made it 14-12 with 6:51 left. A 2-point conversion would tie it but on it Jones sniffed out a screen pass and knocked it down at the line. With just under 5 minutes to play, AZ still led 14-12 but the Niners had it at their own 41. LB Haason Reddick then got to Beathard, forcing a fumble that Byrnes picked up and returned 23 yards for a TD that made it 21-12. A minute later, CB Bene Benwikere's INT and 21-yard return to the SF26 set up a 6-yard Johnson TD run 5 plays later that made it 28-12. The Niners then went 76 yards in 10 plays and narrowed the gap with Beathard's 1-yard TD run that made it 28-18 with 1:29 left. But after unsuccessfully executing both a 2-point try and an on-side kick, AZ was able to kneel down the game's remaining time.

	1	2	3	4	OT	FINAL	FIELD GOAL BREAKDOWN
CARDINALS	7	7	0	14	--	28	--
49ERS	6	0	0	12	--	18	R. Gould 45WR

TEAM	QTR.	TIME	SCORING PLAY	DRIVE	SCORE
49ers	1	9:39	Breida 5-yard pass from Beathard (run failed)	8-75, 5:11	0-6
CARDS	1	9:38	Kirk 75-yard pass from Rosen (Dawson kick)	1-75, 0:10	7-6
CARDS	2	11:00	D.Johnson 2-yard run (Dawson kick)	4-18, 2:15	14-6
49ers	4	6:51	T. Taylor 1-yard pass from Beathard (pass failed)	14-83, 5:46	14-12
CARDS	4	4:33	Byrnes 23-yard fumble return (Dawson kick)	--	21-12
CARDS	4	3:21	D.Johnson 6-yard run (Dawson kick)	5-26, 0:27	28-12
49ers	4	1:29	Beathard 1-yard run (pass failed)	10-76, 1:52	28-18

STATISTICS

	AZ	SF
First Downs	10	33
3rd Down Eff. (Pct)	2-12 (17)	10-17 (59)
Total Plays	49	92
Avg. Gain	4.5	4.9
Rushes-Yards	23-56	34-147
Net Passing Yards	164	300
Total Net Yards	220	447
Passing (A-C-I)	25-10-0	54-34-2
Sacked by Opp.	1-6	4-49
Punts-Average	8-39.6	4-44.3
Fumbles-Lost	1-0	4-3
Penalties	5-46	9-65
Time of Possession	19:48	40:12

Weather: Sunny and clear, 79 degrees, 19% humidity, Winds N 15 mph

RUSHING

CARDS: D.Johnson 18-55, 2 TD; Kirk 1-5; Edmonds 1-(-1); Rosen 3-(-3).
 49ers: Morris 18-61; Breida 8-56; Juszczyk 1-12; Mosfert 5-11; Beathard 2-7, TD.

PASSING

CARDS: Rosen 10-15, 170 yds, 1 TD, 0 INT.
 49ers: Beathard 34-54, 349 yds, 2 TD, 2 INT,

RECEIVING

CARDS: Kirk 3-85, TD; Fitzgerald 2-35; C.Williams 2-23; D.Johnson 2-16; Gresham 1-11.
 49ers: T.Taylor 7-61, TD; Juszczyk 6-75; Kittle 5-83; Garcon 5-47; Bourne 4-33; Morris 3-30; Bolden 1-10; James 1-7; Breida 1-5, TD; Mosfert 1-(-2).

INTERCEPTIONS

CARDS: Benwikere 1-21; Boston 1-9.
 49ers: None.

GAME 6 // VIKINGS 27, CARDINALS 17 // OCTOBER 14, 2018 // U.S. BANK STADIUM (66,801)

In week 6 at Minnesota, the Cards & Vikings were tied at 10 in the final minute of the 1st half. But from there the hosts scored 17 straight points on 3 straight possessions (FG-TD-TD) to take a lead that proved insurmountable. In the end, a 10-point Vikings win dropped AZ to 1-5 on the season. The loss came in spite of a strong defensive effort that saw the Cards consistently harass QB Kirk Cousins, knocking down 7 passes, sacking him 4 times, hurrying him on 7 other occasions and forcing a fumble that S Budda Baker returned for a defensive TD. DT Corey Peters had 2 of the sacks while DE Chandler Jones had 1.5.

On their opening series of the game, the Vikings took over at their own 31. They moved to the AZ42 but the Cards stopped them on both 3rd-n-2 and 4th-n-2 from there. On each play, the Cards knocked down Cousins passes at the line, first by DE Benson Mayowa and then by Peters. On the ensuing AZ drive, a 35-yard Josh Rosen to Christian Kirk pass moved it to the MN 11 and set up a 26-yard Phil Dawson FG that made it 3-0. The Vikings responded with a 6-play, 75-yard scoring drive that ended on Latavius Murray's 21-yard TD run to go up 7-3. On the next play from scrimmage, RB David Johnson fumbled and the Vikings recovered at the AZ31. A Peters sack for minus-7 and a Chandler Jones tackle for a 4-yard loss on consecutive plays forced Minnesota to settle for a 37-yard Dan Bailey FG that made it 10-3. Early in the 2nd, the Vikings faced a 3rd-n-1 at their own 40 when Mayowa pressured Cousins forcing a hurried pass that Tre Boston INT'd at the MIN47. On the next play, Rosen connected deep down the left sideline with TE Ricky Seals-Jones on a 40-yard completion to the 7. After an incompletion on 3rd-n-goal from the 1, the Cards went for it but Johnson's run was stopped short of the goal line. On the next MIN drive, Chandler Jones got to Cousins on a sack forcing a fumble that S Budda Baker scooped up and returned 36 yards for a TD that tied the game at 10. In the first half's final seconds, Bailey hit a 48-yard go-ahead FG to put the Vikes up 3 at intermission.

The Vikings opened the 3rd quarter with TDs on their first two drives. First, Cousins capped a 10-play, 75-yard drive with a 13-yard TD pass to WR Adam Thielen. The Vikings started their next drive at the AZ43 and on the first play, Murray rushed 34 yards to the 9. A play later, Cousins ran it around the right end of a 7-yard TD that made it 27-10. Thielen finished the game with 11 catches for 123 yards while Murray gained 155 rushing yards on 24 attempts. The Cards would add a TD in the 4th when Johnson's 1-yard run ended a 7-play, 69-yard drive. On it, Rosen was 5-5 for 68 yards and Seals-Jones and Larry Fitzgerald each had a pair of catches. Arizona could get no closer and would fall by that 27-17 margin.

	1	2	3	4	OT	FINAL	FIELD GOAL BREAKDOWN
CARDINALS	3	7	0	7	--	17	P. Dawson (26)
VIKINGS	7	3	14	0	--	27	D.Bailey (37) (48)

TEAM	QTR.	TIME	SCORING PLAY	DRIVE	SCORE
CARDS	1	8:18	Dawson 26-yard FG	7-49, 2:47	3-0
Vikings	1	5:33	Murray 21-yard run (Bailey kick)	6-75, 2:45	3-7
Vikings	1	2:03	Bailey 37-yard FG	6-12, 3:23	3-10
CARDS	2	4:13	Baker 36-yard fumble recovery (Dawson kick)	--	10-10
Vikings	2	0:07	Bailey 48-yard FG	7-36, 1:13	10-13
Vikings	3	10:06	Thielen 13-yard pass from Cousins (Bailey kick)	10-75, 4:54	10-20
Vikings	3	6:37	Cousins 7-yard run (Bailey kick)	3-43, 1:11	10-27
CARDS	4	6:57	D.Johnson 1-yard run (Dawson kick)	7-69, 2:48	17-27

STATISTICS

	AZ	MIN
First Downs	16	20
3rd Down Eff. (Pct)	0-10 (0)	5-14 (36)
Total Plays	55	70
Avg. Gain	4.9	5.0
Rushes-Yards	20-61	32-195
Net Passing Yards	208	216
Total Net Yards	269	411
Passing (A-C-I)	31-21-1	34-24-1
Sacked by Opp.	4-32	4-17
Punts-Average	6-48.0	5-45.0
Fumbles-Lost	1-1	1-1
Penalties	5-30	9-52
Time of Possession	25:45	34:15

Weather: Indoors

RUSHING

CARDS: D.Johnson 18-55, 1 TD; Edmonds 1-4; Coleman 1-2.
 Vikings: Murray 24-155, TD; Boone 1-20; Cousins 4-14, TD; Diggs 1-9; Ham 1-1; Thomas 1-(-4).

PASSING

CARDS: Rosen 21-31, 240 yds, 0 TD, 1 INT.
 Vikings: Cousins 24-34, 233, 1 TD, 1 INT.

RECEIVING

CARDS: Kirk 6-77; Seals-Jones 5-69; Fitzgerald 5-39; D.Johnson 2-15; Gresham 1-26; Nelson 1-9; C.Williams 1-9.
 Vikings: Thielen 11-123, TD; Treadwell 4-38; Rudolph 4-37; Diggs 3-33; Murray 1-3; Cousins 1-(-1).

INTERCEPTIONS

CARDS: Boston 1-0.
 Vikings: Harris 1-0.

CARDINALS 2018 GAME SUMMARIES

GAME 7 // BRONCOS 45, CARDINALS 10 // OCTOBER 18, 2018 // STATE FARM STADIUM (62,359)

In a Thursday night match-up in AZ, the Broncos started fast and never looked back. They recorded five takeaways and six different Denver players scored touchdowns. That included a pair of defenders who returned 1st quarter INTs for TD that contributed to a 35-point 1st half for Denver. The 45-10 victory upped the Broncos record to 3-4 while the loss dropped the Cards to 1-5 on the season.

The Cardinals' difficulties began almost immediately. On the game's 2nd play from scrimmage, QB Josh Rosen's pass was batted into the air at the line of scrimmage by Denver DE Derek Wolfe; LB Todd Davis hauled it in and returned the INT 20 yards for a TD. Following an Arizona punt, the Broncos offense took the field for the first time and moved from their own 23 to the AZ28 in 5 plays. On a 1st down play from there, WR Emmanuel Sanders took the ball on a reverse and ran to his right before lofting a pass into the end zone that WR Courtland Sutton dove to secure for a TD. Down 14-0, the Cards next drive advanced to the DEN25 thanks to Rosen completions to RB David Johnson, WR Larry Fitzgerald and TE Ricky Seals-Jones. They were stopped on 3rd-n-4 from there and came away with a 43-yard Phil Dawson FG that made it 14-3 with 5:23 in the opening quarter. That was as close as the Cards would get on this night. With just over 2 minutes left in the 1st quarter, the Cards faced a 3rd-n-1 at their own 46. Rosen targeted WR JJ Nelson who was knocked off his route and the ball was instead intercepted by Denver CB Chris Harris who took it 53 yards for a score. Up 21-3, Denver started its next drive on its own 35 early in the 2nd quarter. On the first play, Case Keenum would find a wide-open Sanders deep downfield for a 64-yard TD pass that made it 28-3. The only other points of the 1st half came in the final minute when RB Royce Freeman capped a 15-play, 70-yard drive with his 1-yard run that made it 35-3 at intermission.

The Broncos got the ball to start the 2nd half but CB Patrick Peterson snuffed out that drive with an INT off Keenum, the all-pro CB's 23rd career theft. On the ensuing series, the Cards turned in their best drive of the evening, an 11-play, 63-yard effort that ended when Rosen hit WR Larry Fitzgerald with a 4-yard TD pass. Trailing 35-10, the Cards had another chance to cut into the deficit after forcing a Denver 3-n-out. However, when AZ got the ball back, LB Von Miller forced a Rosen fumble that DE DeMarcus Walker recovered at the AZ43. Two plays later, RB Phillip Lindsay ran 28 yards for a TD that made it 42-10 with 3:23 left in the third. The game's final points came via a 41-yard Brandon McManus FG with 5:35 left in the game that made the final tally 45-10.

	1	2	3	4	OT	FINAL	FIELD GOAL BREAKDOWN
BRONCOS	21	14	7	3	--	45	B. McManus (41)
CARDINALS	3	0	7	0	--	10	P. Dawson (43)

TEAM	QTR.	TIME	SCORING PLAY	DRIVE	SCORE
Broncos	1	14:01	T.Davis 20-yard INT return (McManus kick)	--	7-0
Broncos	1	8:38	Sutton 28-yard pass from Sanders (McManus)	6-77, 3:41	14-0
CARDS	1	5:18	Dawson 43-yard FG	9-61, 3:20	14-3
Broncos	1	2:02	Harris 53-yard INT return (McManus kick)	--	21-3
Broncos	2	14:40	Sanders 64-yard pass from Keenum (McManus kick)	1-64, 0:11	28-3
Broncos	2	0:21	Freeman 1-yard run (McManus kick)	15-70, 6:39	35-3
CARDS	3	8:33	Fitzgerald 4-yard pass from Rosen (Dawson kick)	11-63, 4:11	35-10
Broncos	3	3:32	Lindsay 28-yard run (McManus kick)	3-43, 1:35	42-10
Broncos	4	5:35	McManus 41-yard FG	4-(-11), 2:13	45-10

STATISTICS

	DEN	AZ
First Downs	15	14
3rd Down Eff. (Pct)	5-13 (38)	4-14 (29)
Total Plays	55	66
Avg. Gain	5.6	3.4
Rushes-Yards	31-131	21-69
Net Passing Yards	178	154
Total Net Yards	309	223
Passing (A-C-I)	22-51-1	39-21-3
Sacked by Opp.	2-11	6-40
Punts-Average	6-43.5	6-50.7
Fumbles-Lost	0-0	3-2
Penalties	5-50	7-45
Time of Possession	30:49	29:11

Weather: Clear, 82 degrees, Humidity 27%, Winds North 6 mph.

RUSHING

Broncos: Lindsay 14-90, TD; Freeman 13-37; Keenum 4-4.

CARDS: D.Johnson 14-39; Rosen 1-14; Edmonds 5-9; Nelson 1-7.

PASSING

Broncos: Keenum 14-21, 161 yds, 1 TD, 1 INT; Sanders 1-1, 28, 1TD, 0 INT.

CARDS: Rosen 21-39, 194 yds, 1 TD, 3 INT.

RECEIVING

Broncos: Sanders 6-102, TD; D.Thomas 5-42; Sutton 1-28, TD; LaCosse 1-12; Lindsay 1-6; Booker 1-(-1).

CARDS: Fitzgerald 4-40, TD; C.Williams 4-34; Kirk 3-57; D.Johnson 3-31; Edmonds 3-12; Seals-Jones 2-12; Nelson 2-8.

INTERCEPTIONS

Broncos: C.Harris 1-53, TD; T.Davis 1-20, TD; Roby 1-0.

GAME 8 // CARDINALS 18, 49ERS 15 // OCTOBER 28, 2018 // STATE FARM STADIUM (61,923)

The Cardinals closed the first half of the season at home against the 49ers and trailed by 12 in the 4th quarter. But behind rookie QB Josh Rosen and on the shoulders of 15-year vet Larry Fitzgerald, they would rally to score 15 unanswered including the go-ahead TD with :34 left. It was Arizona's 8th straight win in the series vs San Fran and made for a successful debut for Byron Leftwich in his first game as offensive coordinator. It marked the first time since 1999 that the Cards overcame a 4th quarter deficit of 12+ points and upped the team's 2018 record to 2-6. Rosen became the NFL's first rookie QB to overcome a double-digit 4th quarter deficit since Andrew Luck and Russell Wilson both did it in 2012. In the pivotal final quarter Rosen was 12-18 for 15 yards with 2 TDs and 0 INTs (129.4 rating) while Fitzgerald caught 4 passes for 81 yards and a TD, adding another catch on a successful 2-point conversion.

While the game's finish was thrilling, its start was inauspicious for the Cards. Three plays after beginning their 2nd offensive series at their own 5, Rosen was flagged for intentional grounding in the end zone resulting in a safety. Later in the 1st half, AZ embarked on a long drive into San Fran territory. Rosen was 5-7 for 46 yards on the possession that would reach the SF8 and Phil Dawson's 31-yard FG ended the 12-play, 78-yard drive that made it 3-2. With 6:30 to go before halftime, Rosen was intercepted by San Fran S Jaquiski Tarta and the 23-yard return took it to the AZ12. A critical stand by the Cardinal defense ensued. S Budda Baker had a 5-yard tackle for loss on 1st down and DT Robert Nkemdiche tipped a pass at the line on 3rd down to force a 27-yard Robbie Gould FG that put the 49ers back up 5-3 at the half.

Eight minutes into the 3rd quarter, San Fran faced a 3rd-n-6 from its own 45 when C.J. Beathard hit Marquise Goodwin with a short crossing pass that the speedy WR took 55 yards for a TD. At the start of the 4th, the 49ers were threatening inside the 10 but the defense again held them to a short FG. Down 15-3 with 13:33 remaining, the Cards needed a spark. As usual, they got it from Fitzgerald whose 37-yard catch combined with a roughing the passer penalty quickly took it from the AZ37 to the SF13. Two plays later Fitz hauled in career TD #112 with a 13-yarder from Rosen that cut the deficit to 5. After forcing a 49ers punt, AZ took over at its own 17 with 6:52 remaining. That drive would end two minutes later when TE Jermaine Gresham fumbled at the end of a catch and run into SF territory; the Niners recovered at their own 30 with 4:44 to play and up 5. But a 3rd down sack split between Baker and DT Rodney Gunter forced a SF punt, after which the Cards took over at their own 27 with 2:16 left and one timeout. Rosen completed consecutive passes to Fitzgerald (11 & 20 yards) and a 19-yarder to Kirk moved it to the SF23 with 1:30 remaining. With :39 left, AZ faced a 3rd-n-goal from the 9 when Rosen fired to the back of the end zone. Kirk snared it at the end line, absorbed a huge hit, and held on for the go-ahead TD. Fitzgerald's grab on the 2-point try made it 18-15 and was punctuated by his 1st career celebratory spike. The 49ers would advance to the AZ45 before both time and their comeback hopes expired simultaneously.

	1	2	3	4	OT	FINAL	FIELD GOAL BREAKDOWN
49ERS	2	3	7	3	--	15	R. Gould (27) (20)
CARDINALS	0	3	0	15	--	18	P. Dawson (31)

TEAM	QTR.	TIME	SCORING PLAY	DRIVE	SCORE
Niners	1	4:07	Intentional grounding in end zone for safety	--	2-0
CARDS	2	10:23	Dawson 31-yard FG	12-78, 6:33	2-3
Niners	2	4:32	Gould 27-yard FG	4-3, 1:41	5-3
CARDS	3	6:22	Goodwin 55-yard pass from Beathard (Gould kick)	6-70, 1:34	12-3
Niners	4	13:33	Gould 20-yard FG	11-73, 6:14	15-3
CARDS	4	11:06	Fitzgerald 13-yard pass from Rosen (Dawson kick)	6-75, 2:27	15-10
CARDS	4	0:34	Kirk 9-yard pass from Rosen (Rosen-Fitzgerald pass)	12-73, 1:42	15-18

STATISTICS

	SF	AZ
First Downs	16	20
3rd Down Eff. (Pct)	5-14 (36)	6-14 (43)
Total Plays	63	64
Avg. Gain	4.2	5.0
Rushes-Yards	31-107	21-88
Net Passing Yards	160	233
Total Net Yards	267	321
Passing (A-C-I)	28-14-0	40-23-1
Sacked by Opp.	4-30	3-19
Punts-Average	7-40.7	5-45.8
Fumbles-Lost	2-0	1-1
Penalties	5-59	9-62
Time of Possession	32:19	27:41

Weather: Indoors.

RUSHING

Niners: Breida 16-42; Morris 6-28; Mostert 2-18; Juszczyk 2-10; Beathard 5-9.

CARDS: D.Johnson 16-59; Rosen 2-12; Edmonds 2-9; Nelson 1-8.

PASSING

Niners: Beathard 14-28, 190 yds, 1 TD, 0 INT.

CARDS: Rosen 23-40, 252 yds, 2 TD, 1 INT.

RECEIVING

Niners: Bourne 7-71; Kittle 5-57; Goodwin 1-55, TD; Taylor 1-7.

CARDS: Fitzgerald 8-102, TD; D.Johnson 4-41; Kirk 3-42, TD; Gresham 3-22; C.Williams 2-21; Seals-Jones 2-12; Edmonds 1-12.

INTERCEPTIONS

Niners: Tarta 1-23.

CARDS: None.

CARDINALS 2018 GAME SUMMARIES

GAME 9 // CHIEFS 26, CARDINALS 14 // NOVEMBER 11, 2018 // ARROWHEAD STADIUM (76,712)

The Cardinals traveled to Kansas City in week 10 to face a formidable Chiefs team that owned the NFL's best record (8-1) and #1 scoring unit (36.3 points/game). They would hold the KC offense 10 points and 103 yards beneath its season averages while limiting QB Patrick Mahomes to his lowest passing yardage total of the year. Early in the 4th, AZ was within 6 points and had the ball at its own 40. However, Chiefs LB Justin Houston sniffed out a Josh Rosen screen pass to David Johnson and his interception set up KC at the AZ31. Four plays later, RB Spencer Ware ran it in from 3 yards out to give the Chiefs a 12-point lead with 10 minutes remaining and the Cards would get no closer. For AZ, Johnson enjoyed his best game of the year with 98 rushing yards and 85 receiving along with a TD in each category. DE Chandler Jones had 2 of Arizona's 5 sacks of Mahomes who had not been taken down more than twice in any game previously. Larry Fitzgerald recorded all 50 of his receiving yards in the 2nd half, enabling him to pass Terrell Owens and move into 2nd place on the NFL's all-time receiving yardage list.

The Chiefs came out of the blocks blazing; on the game's first play, Mahomes hit WR Tyreek Hill with a 38-yard pass down the left sideline that took it to the AZ37. A play later, the two connected on a 37-yard strike down the middle that put KC up 7-0 just 56 seconds into the contest. The Cardinals shook that off and responded with a 12-play, 75-yard drive on which Johnson almost exclusively led the way; he ran 6 times for 24 yards and caught 2 passes for 20 including a TD grab on 3rd-n-goal from the 9. AZ also converted three 3rd downs on the drive and finished the game at 50% (7-14). After that game-tying TD, the Cards attempted a surprise on-side kick but could not corral the ball before it went out of bounds. Despite giving the potent Chiefs offense possession at the AZ 38, the AZ defense was able to limit KC to 3 with a 45-yard Harrison Butker FG. On the next Chiefs drive, Butker added another from 46 yards to put them up 13-7 early in the 2nd. The Chiefs threatened again on their next offensive series. After advancing to the AZ8, the defense pushed them back and they faced a 3rd-n-goal from the 14. On that play, however, Mahomes found Hill with a 14-yard strike in the middle of the end zone that put KC up 20-7 at intermission.

The Cards offense got the ball first coming out of the locker room and they took advantage. After returner T.J. Logan took the 2nd half-opening kickoff 36 yards to the AZ39, Rosen led a 12-play, 61-yard drive on which Johnson touched it 7 times (6 rushes, 1 reception) and the Cards converted on 3rd down three times. The last Johnson carry was a 1-yard TD run that made it 20-14. That 6-point difference remained until the Houston INT of the screen pass in the 4th that led to the subsequent Chiefs TD. Arizona's offense would get the ball back three more times but could not find the end zone.

	1	2	3	4	OT	FINAL	FIELD GOAL BREAKDOWN
CARDINALS	7	0	7	0	--	14	--
CHIEFS	14	6	0	6	--	26	H. Butker (45) (46)

TEAM	QTR.	TIME	SCORING PLAY	DRIVE	SCORE
Chiefs	1	14:04	T. Hill 37-yard pass from Mahomes (Butker kick)	3-75, 0:56	0-7
CARDS	1	8:03	D. Johnson 3-yard pass from Rosen (Dawson kick)	12-75, 6:01	7-7
Chiefs	1	3:00	Butker 45-yard FG	7-11, 5:03	7-10
Chiefs	2	12:29	Butker 46-yard FG	9-54, 3:58	7-13
Chiefs	2	5:31	T. Hill 14-yard pass from Mahomes (Butker kick)	9-73, 4:53	7-20
CARDS	3	7:48	D. Johnson 1-yard run (Dawson kick)	12-61, 7:12	14-20
Chiefs	4	10:14	Ware 3-yard run (pass failed)	4-31, 1:58	14-26

STATISTICS

	KC	AZ
First Downs	21	20
3rd Down Eff. (Pct)	7-14 (50)	4-11 (36)
Total Plays	69	56
Avg. Gain	3.8	5.9
Rushes-Yards	25-94	23-118
Net Passing Yards	166	212
Total Net Yards	260	330
Passing (A-C-I)	39-22-2	28-21-0
Sacked by Opp.	5-42	5-37
Punts-Average	5-49.4	5-46.6
Fumbles-Lost	1-0	1-0
Penalties	3-30	8-63
Time of Possession	31:47	28:13

Weather: Sunny and clear, 43 degrees, 51% humidity. Wind north 5 mph.

RUSHING

CARDS: D. Johnson 21-98, TD; Edmonds 2-7; Rosen 1-(-1); Nelson 1-(-10).
Chiefs: Hunt 16-71; Mahomes 4-21; Hill 1-20; Ware 2-6, TD.

PASSING

CARDS: Rosen 22-39, 208 yds, 1 TD, 2 INT.
Chiefs: Mahomes 21-28, 249 yds, 2 TD, 0 INT.

RECEIVING

CARDS: D. Johnson 7-85, TD; Fitzgerald 6-50; Seals-Jones 51; Logan 2-14; Kirk 2-8.
Chiefs: T.Hill 7-117, 2 TD; Kelce 6-46; Robinson 3-30; Hunt 2-25; Conley 1-22; Ware 1-7; Sherman 1-2.

INTERCEPTIONS

CARDS: None
Chiefs: Nelson 1-35; Houston 1-4

GAME 10 // RAIDERS 23, CARDINALS 21 // NOVEMBER 18, 2018 // STATE FARM STADIUM (62,435)

In a week 11 home game against Oakland, the Cardinals trailed by 6 heading into the final quarter but took the lead with 5:02 remaining thanks to Larry Fitzgerald's 2nd TD catch of the day from Josh Rosen. They could not hold that lead, however, as the Raiders went 63 yards in the final 1:53 and Daniel Carlson's 35-yard game-winner as time expired dropped the Cards to 2-8 on the season.

The Raiders benefitted from two 1st half interceptions, each of which they converted into a TD. On the 2nd snap of the game, Oakland CB Gareon Conley intercepted a Rosen pass and returned it 28 yards to the AZ32. Three plays later, Derek Carr found TE Jared Cook open on the right side for a 23-yard TD that made it 7-0. Cards returner T.J. Logan took the ensuing kickoff 32 yards to the AZ36 before the Cards launched a ground-heavy 9-play drive, 7 of which were runs (David Johnson 5-19, Chase Edmonds 2-14). The last play, however, was an 18-yard pass from Rosen to Fitzgerald that tied the game. The next Oakland drive went 3-n-out thanks to a Chandler Jones sack and the Cards then started at their own 35. Two plays later, they faced a 3rd-n-5 from their 41 when Rosen hit Kirk with a pass near the line of scrimmage; Kirk, who was celebrating his 22nd birthday, slipped a tackle and turned the short completion into a 59-yard score down the left sideline, making it 14-7. The 2nd play of the next AZ drive again saw the Raiders record an INT, this one when S Karl Joseph gathered a deflected pass and returned it to midfield. Seven plays later on 3rd-n-3 from the 5, Carr hit WR Brandon LaFell with a TD pass just inside the near pylon that tied the game at 14 midway thru the 2nd quarter. Each offense would possess the ball 3 more times but neither would put points on the board before halftime.

Oakland would score FGs on each of its two 3rd quarter drives. The first was a 49-yarder from Carlson that capped a 7-play, 44-yard drive and put the Raiders up 17-14. Late in the 3rd, they advanced inside the Cards 5 but were thrown for a loss on 3rd-n-goal at the 1; Carlson's 21-yarder put Oakland up 6 heading into the 4th quarter. With 7:39 to play, AZ took over at its own 20. A 10-yard Johnson run on the 1st play was immediately followed by his 53-yard burst down the left sideline to the OAK17. On 3rd-n-10 from there, Rosen threaded it to Kirk who tapped his toes at the 5; on the next snap, Rosen found Fitzgerald for the TD. The AZ defense forced a Raiders 3-n-out but the Cards responded with one of their own. A superb Andy Lee punt forced Oakland to start its own 2 and the Raiders again went 3-n-out. With 2:39 left, AZ took over at the OAK44 but an unnecessary roughness call against TE Jermaine Gresham was very costly and a holding penalty by TE Ricky Seals-Jones negated a 57-yard Johnson TD run. The result was a punt, after which the Raiders took over at their own 20 with 1:53 left and no timeouts. On 2nd-n-10 from the OAK31, Carr found WR Marcell Ateman with a 32-yard completion to the AZ37. Two plays later, a 20-yarder to WR Seth Roberts moved it to the 17 setting up Carlson's 35-yard game-winner.

	1	2	3	4	OT	FINAL	FIELD GOAL BREAKDOWN
RAIDERS	7	7	6	3	--	23	D. Carlson (49) (21) (35)
CARDINALS	14	0	0	7	--	21	--

TEAM	QTR.	TIME	SCORING PLAY	DRIVE	SCORE
Raiders	1	12:36	Cook 23-yard pass from Carr (Carlson kick)	3-33, 1:33	7-0
CARDS	1	6:14	Fitzgerald 18-yard pass from Rosen (McCrane kick)	9-64, 6:22	7-7
CARDS	1	0:16	Kirk 59-yard pass from Rosen (McCrane kick)	3-64, 1:40	7-14
Raiders	2	8:20	LaFell 5-yard pass from Carr (Carlson kick)	7-50, 3:37	14-14
Raiders	3	10:26	Carlson 49-yard FG	7-44, 4:34	17-14
Raiders	3	0:22	Carlson 21-yard FG	12-63, 7:39	20-14
CARDS	4	5:02	Fitzgerald 5-yard pass from Rosen (McCrane kick)	6-80, 2:37	20-21
Raiders	4	0:00	Carlson 35-yard FG	9-63, 1:53	23-21

STATISTICS

	OAK	AZ
First Downs	19	13
3rd Down Eff. (Pct)	5-15 (33)	3-11 (27)
Total Plays	68	52
Avg. Gain	4.8	5.4
Rushes-Yards	33-152	31-154
Net Passing Yards	173	128
Total Net Yards	325	282
Passing (A-C-I)	31-19-0	20-9-2
Sacked by Opp.	4-19	1-8
Punts-Average	8-45.1	8-52.3
Fumbles-Lost	1-0	1-0
Penalties	4-20	7-62
Time of Possession	36:01	23:59

Weather: Sunny and clear, 72 degrees, 20% humidity. Winds SE 3 mph.

RUSHING

Raiders: Richard 11-61; Martin 10-52; Washington 12-39.
CARDS: D. Johnson 25-137; Edmonds 5-17; Rosen 1-0.

PASSING

Raiders: Carr 19-31, 192 yds, 2 TD, 0 INT.
CARDS: Rosen 9-20, 136 yds, 3 TD, 2 INT.

RECEIVING

Raiders: Ateman 4-50; Roberts 4-38; Richard 3-32; Cook 3-31, 1 TD; LaFell 2-29, TD; Smith 2-6; Martin 1-6.
CARDS: Kirk 3-77, TD; Fitzgerald 2-23, 2 TD; D. Johnson 1-17; Gresham 1-8; Sherfield 1-6; Seals-Jones 1-6.

INTERCEPTIONS

Raiders: Conley 1-28; Joseph 1-5.
CARDS: None.

CARDINALS 2018 GAME SUMMARIES

GAME 11 // CHARGERS 45, CARDINALS 10 // NOVEMBER 25, 2018 // STUBHUB CENTER (25,343)

The Cardinals came out of the blocks quickly on the road against the Chargers, jumping to a 10-0 lead after their first two offensive possessions. After that, however, LA dominated and scored 45 unanswered points. Chargers QB Philip Rivers set an NFL record with 25 consecutive passes to start the game and finished 28-29 for 259 yards and 3 TDs. His 96.8 completion percentage was also an NFL record. After missing the previous 2 games with a calf injury, Cards DT Robert Nkemdiche turned in his best game as a pro, finishing with 2.5 sacks and 8 tackles including 4 for losses. WR Larry Fitzgerald caught his 115th career TD and StubHub Center became the 41st NFL venue in which he recorded a regular season catch.

Arizona received the opening kickoff and marched right down the field. David Johnson ran the ball 4 times for 20 yards and Josh Rosen completed 4 of 4 passes for 56 yards. WR Christian Kirk's 17-yard reception moved it to the LA47 and Fitzgerald ended the game-opening drive with a 25-yard TD catch from Rosen. The Cards defense then forced the LA offense to go 3-n-out when defensive linemen Chandler Jones and Nkemdiche combined on 3rd down sack of Rivers. Kirk returned the ensuing punt 26 yards to the LA44 and that field position led to a 30-yard Phil Dawson FG that made it 10-0. On the 2nd play of the 2nd quarter, Rivers capped an 8-play, 58-yard drive with his 9-yard TD pass to WR Mike Williams that trimmed the AZ lead to 10-7. The next Chargers drive ended when DT Rodney Gunter forced a Rivers fumble that fellow D-lineman Benson Mayowa recovered at the LA35. The Cards failed to convert the takeaway into points as the drive stalled at the 28 and Dawson's 46-yard FG try missed to the left. From there, the Chargers moved 64 yards in 7 plays and Melvin Gordon's 28-yard TD run put them up 14-10 with 6:59 remaining in the half. On Arizona's next play from scrimmage, Rosen's pass to Kirk was picked off by LA safety Derwin James giving the ball to the Chargers at the AZ31. Four plays later, Gordon ran it in from 5 yards out to put LA up 21-10 with 4:16 remaining. Following a Cards three-n-out, LA took over at its own 20 with 1:45 remaining and 3 timeouts. That would be just enough time for the Chargers to move 80 yards in 10 plays and with :08 left, Williams caught his 2nd TD pass of the game – this one a 2-yard toe tapper that made it 28-10 at intermission.

The 3rd quarter was controlled almost entirely by the Chargers. They had the ball only twice but each drive consisted of 10+ plays and 70+ yards and together consumed 13:03. The first ended with Keenan Allen's 3-yard TD catch, the other a 2-yard from RB Austin Ekeler's on the quarter's final play. Up 42-10 after 3, Rivers was removed and the game's only remaining score came via Badgley's 31-yard FG with 3:25 left. With the win, Los Angeles improved to 8-3 while the Cardinals fell to 2-9 on the season.

	1	2	3	4	OT	FINAL	FIELD GOAL BREAKDOWN
CARDINALS	10	0	0	0	--	10	P. Dawson (30) 46W/L
CHARGERS	0	28	14	3	--	45	M. Badgley (31)

TEAM	QTR.	TIME	SCORING PLAY	DRIVE	SCORE
CARDS	1	10:20	Fitzgerald 25-yard pass from Rosen (Dawson kick)	9-76, 4:40	7-0
CARDS	1	4:22	Dawson 30-yard FG	8-32, 3:47	10-0
Chargers	2	14:12	M. Williams 9-yard pass from Rivers (Badgley kick)	8-58, 5:10	10-7
Chargers	2	6:59	Gordon 28-yard run (Badgley kick)	5-64, 2:41	10-14
Chargers	2	4:16	Gordon 5-yard run (Badgley kick)	4-31, 2:35	10-21
Chargers	2	0:08	M. Williams 2-yard pass from Rivers (Badgley kick)	10-80, 1:37	10-28
Chargers	3	8:01	Allen 4-yard pass from Rivers (Badgley kick)	11-77, 6:59	10-35
Chargers	3	0:00	Ekeler 2-yard run (Badgley kick)	10-73, 6:04	10-42
Chargers	4	3:25	Badgley 31-yard FG	9-62, 4:58	10-45

STATISTICS

	AZ	LAC
First Downs	10	30
3rd Down Eff. (Pct)	4-12 (33)	3-7 (43)
Total Plays	45	66
Avg. Gain	3.3	6.3
Rushes-Yards	24-62	30-178
Net Passing Yards	87	236
Total Net Yards	149	414
Passing (A-C-I)	19-12-1	32-28-0
Sacked by Opp.	2-18	4-23
Punts-Average	5-49.2	2-52.5
Fumbles-Lost	1-0	1-1
Penalties	3-35	4-30
Time of Possession	24:42	35:18

Weather: Sunny and clear, 74 degrees, 52% humidity. Wind north 3 mph.

RUSHING

CARDS: D.Johnson 17-63; Edmonds 5-0; Rosen 2-(-1).

Chargers: Gordon 10-61, 2 TD; Jackson 7-57; Ekeler 5-35, TD; Newsome 4-15; G.Smith 3-7; Rivers 1-3.

PASSING

CARDS: Rosen 12-19, 105 yds, 1 TD, 1 INT.

Chargers: Rivers 28-29, 259 yds, 3 TD, 0 INT.

RECEIVING

CARDS: Kirk 4-41; Fitzgerald 2-30, TD; D.Johnson 2-16; Sherfield 1-6; Seals-Jones 1-5; Logan 1-5; Gresham 1-2.

Chargers: Ekeler 10-68; K.Allen 7-72, TD; M.Williams 4-25, TD; Benjamin 3-47; Gordon 2-5; Culkin 1-24; Gates 1-18.

INTERCEPTIONS

CARDS: None.

Chargers: D.James 1-3.

GAME 12 // CARDINALS 20, PACKERS 17 // DECEMBER 2, 2018 // LAMBEAU FIELD (77,234)

On a cold, windy and snowy December afternoon in Green Bay, few gave AZ a chance of upsetting a Packers team that had not lost at home in 2018 and was fighting to remain in the playoff picture. The Cards entered with a decimated offensive line and had not won in Green Bay since 1949 while Aaron Rodgers entered the game with a 16-1 record December home record. But thanks to key contributions from multiple young players and a game-changing grab from a future Hall of Famer, the Cards pulled off the improbable victory.

The game's first six possessions ended in punts but early in the 2nd quarter, Jaire Alexander's 24-yard punt return set the Packers up at the AZ35. Five plays later, they went for it on 4th-n-4 at the AZ13 and Rodgers found Davante Adams in the back of the end zone for the game's first score. The Cards offense needed to answer and it did. Josh Rosen led an 11-play, 75-yard drive that rookie RB Chase Edmonds ended with his first career TD, a 6-yard run that came a play after an apparent Edmonds TD run was reversed by replay. Twice on the drive, AZ converted key 3rd-n-7 plays, first with a 12-yarder to Larry Fitzgerald and then a 21-yard completion to rookie WR Trent Sherfield. With the game tied at 7, the Packers took over at their own 31 with 4:35 to go in the half. They proceeded to go 55 yards in 14 plays and Mason Crosby's 32-yard FG with 0:15 remaining put Green Bay up 10-7.

The 2nd half started much like the 1st as the teams traded punts on the initial 4 drives. Midway thru the 3rd quarter, the Cards took over at their own 13 before back-to-back plays from rookie WR Christian Kirk moved it to the GB27; first he took a jet sweep 23 yards and then hauled in a pass down the right sideline for 37. That helped set-up a 44-yard FG from Zane Gonzalez in his Cardinals debut. After a 3-n-out from the GB offense, AZ's next drive started at its own 35 with the game tied at 10. On the 1st play, Rosen scrambled for a 33-yard pick-up to the GB32 and on the next play, Edmonds' 29-yard run took it to the 3. AZ then went up 17-10 when Edmonds ran it in from 8 yards out. GB would tie it with 5:26 remaining as RB Aaron Jones capped an 11-play, 95-yard drive with his 8-yard TD run. After that game-tying score, AZ took over at its own 25 with just over 5 minutes remaining. A sack on 1st down, a fumbled snap and near INT on 2nd and a delay penalty, resulted in AZ facing a 3rd-n-23 at its own 12. On that play, Rosen took a shotgun snap, was flushed to his right and while running to escape the rush, lofted it downfield where Fitzgerald made an incredible, diving grab in front of the Packers bench to pick up 32 yards. Five David Johnson runs picked up 25 yards and after advancing to the GB26, Gonzalez drilled a 44-yarder to put AZ up 20-17 with 1:41 left. The ensuing GB drive started at its own 25. Rodgers completed 5-10 passes for 33 yards and scrambled for 11 to set up a 49-yard FG try that Crosby pushed right as time expired.

With the win, AZ improved to 3-9 and snapped a 3-game losing streak. The Packers fell to 4-7-1 and shortly after the game announced they had relieved head coach Mike McCarthy of his duties.

	1	2	3	4	OT	FINAL	FIELD GOAL BREAKDOWN
CARDINALS	0	7	10	3	--	20	Z. Gonzalez (44) (44)
PACKERS	0	10	0	7	--	17	M. Crosby (32) 49W/R

TEAM	QTR.	TIME	SCORING PLAY	DRIVE	SCORE
Packers	2	11:29	D.Adams 13-yard pass from Rodgers (Crosby kick)	5-35, 2:13	0-7
CARDS	2	4:42	Edmonds 6-yard run (Gonzalez kick)	11-75, 6:47	7-7
Packers	2	0:15	Crosby 32-yard FG	14-55, 4:27	7-10
CARDS	3	5:18	Gonzalez 44-yard FG	6-61, 2:24	10-10
CARDS	3	1:54	Edmonds 8-yard run (Gonzalez kick)	4-65, 1:38	17-10
Packers	4	5:26	A.Jones 8-yard run (Crosby kick)	11-95, 3:45	17-17
CARDS	4	1:41	Gonzalez 44-yard FG	11-49, 3:45	20-17

STATISTICS

	AZ	GB
First Downs	18	22
3rd Down Eff. (Pct)	5-13 (38)	3-14 (21)
Total Plays	57	74
Avg. Gain	5.5	4.4
Rushes-Yards	29-182	23-98
Net Passing Yards	133	227
Total Net Yards	315	325
Passing (A-C-I)	26-11-0	50-31-0
Sacked by Opp.	2-16	1-6
Punts-Average	6-44.8	7-48.5
Fumbles-Lost	3-0	0-0
Penalties	7-49	7-43
Time of Possession	27:34	32:26

Weather: Cloudy, rain & snow, 34 degrees, 92% humidity. Wind N-NE 20 mph.

RUSHING

CARDS: D.Johnson 20-69; Edmonds 5-53, 2 TD; Rosen 2-32; Kirk 1-23; Logan 1-5.

Packers: A.Jones 11-36, TD; Valdes-Scantling 2-29; Rodgers 3-20; J.Williams 7-13.

PASSING

CARDS: Rosen 11-26, 149 yds, 0 TD, 0 INT.

Packers: Rodgers 31-50, 233 yds, 1 TD, 0 INT.

RECEIVING

CARDS: Kirk 3-54; Fitzgerald 3-48; Edmonds 2-13; Sherfield 1-21; Seals-Jones 1-10; D.Johnson 1-3.

Packers: D.Adams 8-93; Graham 8-50; A.Jones 4-16; J.Williams 4-14; Cobb 3-25; Valdes-Scantling 2-19; Kumerow 1-11; Tonyan 1-5.

INTERCEPTIONS

CARDS: None.

Packers: None.

CARDINALS 2018 GAME SUMMARIES

GAME 13 // LIONS 17, CARDINALS 3 // DECEMBER 9, 2018 // STATE FARM STADIUM (62,014)

Points were at a premium when the Lions and Cardinals met in week 14 in Arizona. Just 3 were scored in the 1st half and the game's only offensive TD came with 4 minutes remaining in the 4th quarter. But Detroit came up with a defensive score late in the 3rd quarter that was pivotal in the outcome. Arizona's defense limited the Lions to 218 total net yards and just 96 net passing yards; however, a 75-yard Detroit TD drive after the Cardinals had cut it to 7 midway thru the 4th quarter proved to be the back-breaker. Cards WR Larry Fitzgerald was held without a reception in the 1st half but tallied 5 for 55 yards in the 2nd. The first of those moved him past Jerry Rice and gave him more catches with one team than any player in NFL history.

On the game's opening drive, the Lions advanced to the AZ34. On 1st down from there, a pass play to RB LeGarrette Blount ended when he was tackled by Cards S Budda Baker who also stripped him of the ball and recovered it himself at the AZ30. After that drive, neither team crossed midfield again in the 1st quarter but the Lions threatened early in the 2nd. After reaching the AZ36, Matt Prater's 47-yard FG put them up 3-0. On the next drive, the Cardinals faced a 3rd-n-9 from their own 36 when Rosen hit rookie WR Trent Sherfield with a 19-yard completion to the DET45 and a 15-yard facemask penalty tagged on at the end of the play took it to the 30. However, AZ came away with no points as Zane Gonzalez's 54-yard FG attempt hit off the left upright and the Lions led 3-0 at intermission.

On its 2nd drive of the 3rd quarter, the Cardinals offense got some momentum going. On consecutive plays, Rosen completed passes to Sherfield (12 yards), Fitzgerald (14) and JJ Nelson (16) to move the ball to the DET40. On 3rd-n-14 at the 44, Rosen attempted a pass to Sherfield on an out route at the right sideline but CB Darius Slay stepped in front of it at the 33 and took it back for a TD. Rosen and the Cards shook that off quickly. On the ensuing drive, they moved 62 yards to the DET4 but could not put it in the end zone and Gonzalez's 22-yard FG trimmed the Lions lead to 10-3 with 8:14 left. That was as close as the Cards would get. On the next drive, the Lions went 75 yards in 7 plays; 33 of the yards came on penalties while 42 came on seven Zach Zenner runs, the last of which was a 1-yard TD. Down 17-3, the Cards offense would get the ball back two more times but was not able to produce points on either.

The victory improved the Lions season record to 5-8 while the Cardinals fell to 3-10. After two more starting offensive linemen went on IR earlier in the week, the Cardinals started their 9th different offensive line combination of the year and 7th in as many weeks. Injuries at WR also forced the Cards to go with two undrafted rookie free agents among the 4 they dressed for the game. Sherfield was one of them and recorded a game-high 77 yards on 5 catches.

	1	2	3	4	OT	FINAL	FIELD GOAL BREAKDOWN
LIONS	0	3	7	7	--	17	Z. Gonzalez 54LU (22)
CARDINALS	0	0	0	3	--	3	M. Prater (47)
TEAM	QTR.	TIME	SCORING PLAY	DRIVE	SCORE		
Lions	2	9:35	Prater 47-yard FG	13-55, 7:56	3-0		
Lions	3	3:03	Slay 67-yard INT return (Prater kick)	--	10-0		
CARDS	4	8:14	Gonzalez 22-yard FG	10-62, 5:17	10-3		
Lions	4	4:05	Zenner 1-yard run (Prater kick)	7-75, 4:09	17-3		

STATISTICS

	DET	AZ
First Downs	16	22
3rd Down Eff. (Pct)	4-12 (33)	6-16 (38)
Total Plays	31	21
Avg. Gain	4.0	4.3
Rushes-Yards	31-122	21-61
Net Passing Yards	96	218
Total Net Yards	218	279
Passing (A-C-I)	23-15-0	41-26-1
Sacked by Opp.	1-5	3-22
Punts-Average	7-45.3	6-49.8
Fumbles-Lost	2-1	2-0
Penalties	7-68	8-83
Time of Possession	28:16	31:44

Weather: Sunny, 70 degrees, 41% humidity. Wind W 2 mph.

RUSHING

Lions: Zenner 12-54, TD; Blount 12-33; Riddick 6-28; Stafford 1-7.

CARDS: D.Johnson 15-49; Edmonds 3-14; Rosen 2-3; Nelson 1-(-5).

PASSING

Lions: Stafford 15-23, 101 yds, 0 TD, 0 INT.

CARDS: Rosen 26-41, 240 yds, 0 TD, 1 INT.

RECEIVING

Lions: Riddick 4-30; Ellington 4-17; Toiolo 2-26; Blount 2-18; Golladay 2-5; A.Jones 1-5.

CARDS: D.Johnson 8-12; Sherfield 5-77; Fitzgerald 5-55; Nelson 3-42; Seals-Jones 3-31; Tolliver 2-22.

INTERCEPTIONS

Lions: Slay 1-67, TD.

CARDS: None.

ARIZONA CARDINALS 2018 TEAM STATS

Won 3, Lost 10

9/9/2018	L	6-24	Washington Redskins
9/16/2018	L	0-34	at Los Angeles Rams
9/23/2018	L	14-16	Chicago Bears
9/30/2018	L	17-20	Seattle Seahawks
10/7/2018	W	28-18	at San Francisco 49ers
10/14/2018	L	17-27	at Minnesota Vikings
10/18/2018	L	10-45	Denver Broncos
10/28/2018	W	18-15	San Francisco 49ers
11/11/2018	L	14-26	at Kansas City Chiefs
11/18/2018	L	21-23	Oakland Raiders
11/25/2018	L	10-45	at Los Angeles Chargers
12/2/2018	W	20-17	at Green Bay Packers
12/9/2018	L	3-17	Detroit Lions

	Arizona	Opponent
Total First Downs	194	285
Rushing	60	105
Passing	113	154
Penalty	21	26
3rd Down: Made/Att	49/158	63/169
3rd Down Pct.	31.0%	37.3%
4th Down: Made/Att	2/10	8/13
4th Down Pct.	20.0%	61.5%
Possession Avg.	26:17	33:43
Total Net Yards	3151	4554
Avg. Per Game	242.4	350.3
Total Plays	720	872
Avg. Per Play	4.4	5.2
Net Yards Rushing	1093	1813
Avg. Per Game	84.1	139.5
Total Rushes	291	408
Net Yards Passing	2058	2741
Avg. Per Game	158.3	210.8
Sacked/Yards Lost	35/252	39/255
Gross Yards	2310	2996
Attempts/Completions	394/224	425/289
Completion Pct.	56.9%	68.0%
Had Intercepted	16	6
Punts/Average	77/48.6	64/45.9
Net Punting Avg.	42.0	40.0
Penalties/Yards	83/637	87/664
Fumbles/Ball Lost	19/7	19/8
Touchdowns	22	38
Rushing	8	18
Passing	12	17
Returns	2	3

Score By Periods	Q1	Q2	Q3	Q4	OT	Pts
Team	58	34	24	62	0	178
Opponents	63	121	83	60	0	327

Scoring	TD	Ru	Pa	Rt	PAT	FG	2Pt	Pts
D.Johnson	8	6	2	0	0/0	0/0	0	48
L.Fitzgerald	5	0	5	0	0/0	0/0	1	32
P.Dawson	0	0	0	0	15/15	5/8	0	30
C.Kirk	3	0	3	0	0/0	0/0	0	18
C.Edmonds	2	2	0	0	0/0	0/0	0	12
Z.Gonzalez	0	0	0	0	2/2	3/4	0	11
B.Baker	1	0	0	1	0/0	0/0	0	6
C.Williams	1	0	1	0	0/0	0/0	0	6
J.Bynes	1	0	0	1	0/0	0/0	0	6
R.Seals-Jones	1	0	1	0	0/0	0/0	0	6
M.McCrane	0	0	0	0	3/3	0/0	0	3
Team	22	8	12	2	20/20	8/12	1	178
Opponents	38	18	17	3	31/31	20/25	3	327

2-Pt. Conversions: Team 1/ 2, Opponents: 3/ 7

Sacks: C.Jones 12.0, R.Nkemdiche 4.5, Z.Moore 3.0, B.Mayowa 3.0, R.Gunter 2.5, H.Reddick 2.0, J.Bynes 2.0, B.Baker 2.0, A.Bethea 2.0, C.Peters 2.0, M.Golden 1.5, C.Malveaux 1.0, P.Peterson 1.0, B.Benwikere 0.5 **Team: 39.0, Opponents: 35.0**

Rushing	No.	Yds	Avg	Long	TD
D.Johnson	220	810	3.7	53	6
C.Edmonds	42	152	3.6	29	2
J.Rosen	17	81	4.8	33	0
C.Kirk	3	35	11.7	23	0
S.Bradford	2	7	3.5	8	0
T.Logan	1	5	5.0	5	0
D.Coleman	2	3	1.5	2	0
J.Nelson	4	0	0.0	8	0
Team	291	1093	3.8	53	8
Opponents	408	1813	4.4	34	18

Receiving	No.	Yds	Avg	Long	TD
L.Fitzgerald	52	563	10.8	37	5
C.Kirk	43	590	13.7	75t	3
D.Johnson	43	340	7.9	30	2
R.Seals-Jones	30	318	10.6	40	1
C.Edmonds	15	76	5.1	12	0
C.Williams	11	113	10.3	22t	1
T.Sherfield	8	110	13.8	21	0
J.Gresham	8	78	9.8	26	0
J.Nelson	7	64	9.1	17	0
T.Logan	3	19	6.3	10	0
J.Tolliver	2	22	11.0	12	0
D.Coleman	2	17	8.5	12	0
Team	224	2310	10.3	75t	12
Opponents	289	2996	10.4	64t	1

Interceptions	No.	Yds	Avg	Long	TD
T.Boston	3	9	3.0	9	0
P.Peterson	2	0	0.0	0	0
B.Benwikere	1	21	21.0	21	0
Team	6	30	5.0	21	0
Opponents	16	257	16.1	67t	3

Punting	No	Yds	Avg	Net	TB	In	Lg	B
A.Lee	77	3739	48.6	42.0	6	23	64	0
Team	77	3739	48.6	42.0	6	23	64	0
Opponents	64	2939	45.9	40.0	9	26	61	0

Punt Returns	Ret	FC	Yds	Avg	Long	TD
C.Kirk	21	17	164	7.8	44	0
P.Peterson	6	2	33	5.5	12	0
Team	27	19	197	7.3	44	0
Opponents	40	16	384	9.6	60	0

Kickoff Returns	No.	Yds	Avg	Long	TD
T.Logan	12	296	24.7	36	0
B.Williams	10	192	19.2	29	0
C.Edmonds	2	30	15.0	17	0
Team	24	518	21.6	36	0
Opponents	23	513	22.3	40	0

Field Goals	1-19	20-29	30-39	40-49	50+
P.Dawson	0/ 0	2/ 2	2/ 2	1/ 3	0/ 1
Z.Gonzalez	0/ 0	1/ 1	0/ 0	2/ 2	0/ 1
Team	0/ 0	3/ 3	2/ 2	3/ 5	0/ 2
Opponents	0/ 0	5/ 5	5/ 6	9/ 12	1/ 2

Fumbles Lost: S.Bradford 2, D.Johnson 2, J.Rosen 2, J.Gresham 1 **Total: 7**

Opponent Fumble Recoveries: B.Baker 2, C.Peters 1, P.Peterson 1, J.Bynes 1, C.Jones 1, B.Mayowa 1, T.Boston 1 **Total: 8**

Passing	Att	Cmp	Yds	Cmp%	Yds/Att	TD	TD%	Int	Int%	Long	Sack	Lost	Rating
J.Rosen	314	174	1910	55.4%	6.1	10	3.2%	12	3.8%	75t	29/	219	68.3
S.Bradford	80	50	400	62.5%	5.0	2	2.5%	4	5.0%	35t	6/	33	62.5
Team	394	224	2310	56.9%	5.9	12	3.0%	16	4.1%	75t	35/	252	67.1
Opponents	425	289	2996	68.0%	7.0	17	4.0%	6	1.4%	64t	39/	255	95.6

ARIZONA CARDINALS 2018 DEFENSIVE STATS

(BASED ON COACHES FILM REVIEW)

Name	TT	UT	AT	TFL	Sacks/Yds	INT	PD	FF	FR	QB PRS	QB HITS	SPECIAL TEAMS					
												TT	UT	AT	FF	FR	BP/K
Antoine Bethea	117	98	19	4	2/13	-	4	1	-	4	4	-	-	-	-	-	-
Budda Baker	88	68	20	8	2/28	-	2	1	2	3	4	5	1	4	-	-	-
Josh Bynes	78	55	23	6	2/22	-	6	-	1	1	4	-	-	-	-	-	-
Haason Reddick	78	52	26	7	2/24	-	5	1	-	2	4	2	-	2	-	-	-
Tre Boston	69	55	14	1	-	3	7	1	1	1	3	1	1	-	-	-	-
Gerald Hodges	46	34	12	2	-	-	-	-	-	-	1	5	3	2	-	-	-
Bene Benwikere	45	34	11	2	.5/15	1	2	1	-	-	-	2	2	-	-	-	-
Patrick Peterson	45	37	8	2	1/0	2	4	-	1	-	-	-	-	-	-	-	-
Chandler Jones	45	34	11	12	12/64	-	6	3	1	20	19	-	-	-	-	-	-
Corey Peters	39	24	15	7	2/9	-	1	-	1	6	4	-	-	-	-	-	-
Robert Nkemdiche	36	23	13	12	4.5/20	-	1	1	-	7	8	-	-	-	-	-	-
Rodney Gunter	34	26	8	12	2.5/16	-	1	2	-	6	10	-	-	-	-	-	-
Benson Mayowa	33	23	10	11	3/20	-	3	-	1	8	10	-	-	-	-	-	-
Markus Golden	30	24	6	4	1.5/12	-	2	-	-	8	7	-	-	-	-	-	-
Deone Bucannon	20	16	4	-	-	-	1	1	-	3	1	2	2	-	-	-	-
David Amerson	17	13	4	-	-	-	1	-	-	-	-	-	-	-	-	-	-
Olsen Pierre	16	6	10	2	-	-	-	-	-	2	1	-	-	-	-	-	-
Jamar Taylor	16	13	3	-	-	-	3	-	-	-	-	-	-	-	-	-	-
Zach Moore	11	9	2	4	3/22	-	-	-	-	3	4	-	-	-	-	-	-
Leonard Johnson	9	8	1	-	-	-	-	-	-	-	-	1	1	-	-	-	-
Rudy Ford	4	2	2	-	-	-	-	-	-	-	-	7	6	1	-	-	-
Cameron Malveaux	2	1	1	1	1/5	-	-	-	-	1	1	-	-	-	-	-	-
Garrison Smith	2	2	-	1	-	-	-	-	-	-	-	-	-	-	-	-	-
Jacques Smith	2	1	1	-	-	-	-	-	-	-	1	-	-	-	-	-	-
Ifeadi Odenigbo	1	-	1	-	-	-	-	-	-	-	-	-	-	-	-	-	-
Zeke Turner	1	1	-	-	-	-	-	-	-	-	-	21	16	5	-	-	-
Dennis Gardeck	-	-	-	-	-	-	-	-	-	-	-	7	4	3	-	-	-
Derrick Coleman	-	-	-	-	-	-	-	-	-	-	-	7	6	1	-	-	-
Chase Edmonds	-	-	-	-	-	-	-	-	-	-	-	6	3	3	-	-	-
Brandon Williams	-	-	-	-	-	-	-	-	-	-	-	6	5	1	-	-	-
Joe Walker	-	-	-	-	-	-	-	-	-	-	-	6	5	1	-	-	-
Trent Sherfield	-	-	-	-	-	-	-	-	-	-	-	2	1	1	-	-	-
Andy Lee	-	-	-	-	-	-	-	-	-	-	-	1	1	-	-	-	-
Aaron Brewer	-	-	-	-	-	-	-	-	-	-	-	1	-	1	-	-	-
Eddie Pleasant	-	-	-	-	-	-	-	-	-	-	-	1	1	-	-	-	-
Thurston Armbrister	-	-	-	-	-	-	-	-	-	-	-	1	1	-	-	-	-
Darrell Daniels	-	-	-	-	-	-	-	-	-	-	-	1	1	-	-	-	-
Deatrick Nichols	-	-	-	-	-	-	-	-	-	-	-	1	1	-	-	-	-

Miscellaneous:

Josh Bynes: 23-yard fumble return for a TD @ San Francisco, October 7

Budda Baker: 36-yard fumble return for a TD @ Minnesota, October 14

2018 ARIZONA CARDINALS REGULAR SEASON GAME-BY-GAME OFFENSIVE STATS

	9/9 vs. Was	9/16 @ LAR	9/23 vs. Chi	9/30 vs. Sea	10/7 @ SF	10/14 @ Min	10/18 vs. Den	10/28 vs. SF	11/11 @ KC	11/18 vs. Oak	11/25 @ LAC	12/2 @ GB	12/9 vs. Det	12/16 @ Atl	12/23 vs. LAR	12/30 @ Sea	Totals
Points	6	0	14	17	28	17	10	18	14	21	10	20	3				178
1st Qtr	0	0	14	0	7	3	3	0	7	14	10	0	0				58
2nd Qtr	0	0	0	10	7	7	0	3	0	0	0	7	0				34
3rd Qtr	0	0	0	0	0	0	7	0	7	0	0	10	0				24
4th Qtr	6	0	0	7	14	7	0	15	0	7	0	3	3				62
Overtime	0	0	0	0	0	0	0	0	0	0	0	0	0				0
TDs (Ru-P-Ret)	1-0-0	0-0-0	0-2-0	1-1-0	2-1-1	1-0-1	0-1-0	0-2-0	1-1-0	0-3-0	0-1-0	2-0-0	0-0-0				8-12-2
PATs (M/A)	0-0	0-0	2-2	2-2	4-4	2-2	1-1	1-1	2-2	3-3	1-1	2-2	0-0				20-20
2PT Convs (M/A)	0-1	0-0	0-0	0-0	0-0	0-0	0-0	1-1	0-0	0-0	0-0	0-0	0-0				1-2
FGs (M/A)	0-0	0-0	0-0	1-3	0-0	1-1	1-1	1-1	0-0	0-0	1-2	2-2	1-2				8-12
Safeties	0	0	0	0	0	0	0	1	0	0	0	0	0				1
First Downs	14	5	13	18	10	16	14	20	21	13	10	18	22				194
Rushing	7	1	3	6	4	5	4	3	7	5	5	8	2				60
Passing	6	4	8	9	5	9	8	15	13	7	4	8	17				113
Penalty	1	0	2	3	1	2	2	2	1	1	1	2	3				21
3rd Down Conv (M/A)	1-8	3-12	3-10	5-12	2-12	0-10	4-14	6-14	7-14	3-11	4-12	5-13	6-16				49-158
3rd Down Conv Pct	12.5%	25.0%	30.0%	41.7%	16.7%	0.0%	28.6%	42.9%	50.0%	27.3%	33.3%	38.5%	37.5%				31.0%
4th Down Conv (M/A)	0-1	1-1	0-1	0-0	0-0	0-2	0-1	0-0	1-2	0-0	0-1	0-0	0-1				2-10
4th Down Conv Pct	0.0%	100.0%	0.0%	0.0%	0.0%	0.0%	0.0%	0.0%	50.0%	0.0%	0.0%	0.0%	0.0%				20.0%
Red Zone Conv (M/A)	1-2	0-0	0-0	2-3	2-2	1-3	1-1	2-3	2-2	2-2	0-1	2-2	0-1				15-22
Red Zone Conv Pct	50.0%	0.0%	0.0%	66.7%	100.0%	33.3%	100.0%	66.7%	100.0%	100.0%	0.0%	100.0%	0.0%				69.1%
Goal to Go Conv (M/A)	1-2	0-0	0-0	1-1	1-1	1-2	1-1	1-1	1-1	1-1	0-0	2-2	0-1				10-13
Goal to Go Conv Pct	50.0%	0.0%	0.0%	100.0%	100.0%	50.0%	100.0%	100.0%	100.0%	100.0%	0.0%	100.0%	0.0%				76.9%
Total Net Yards	213	137	221	263	220	269	223	321	260	282	149	315	279				3151
Total Off. Plays	51	43	48	56	49	55	66	64	69	52	45	57	65				720
Avg. Gain Per Play	4.2	3.2	4.6	4.7	4.5	4.9	3.4	5.0	3.8	5.4	3.3	5.5	4.3				4.4
Net Yards Rushing	68	54	53	92	56	61	69	88	94	154	62	182	61				1093
Total Rushing Plays	15	15	18	28	23	20	21	21	25	31	24	29	21				291
Avg. Gain Per Rush	4.5	3.6	2.9	3.3	2.4	3.1	3.3	4.2	3.8	5.0	2.6	6.3	2.9				3.8
Net Yards Passing	145	83	168	171	164	208	154	233	166	128	87	133	218				2058
Times Sacked	2	1	4	1	1	4	6	3	5	1	2	2	3				35
Yards Lost on Sacks	8	7	25	9	6	32	40	19	42	8	18	16	22				252
Gross Yards Passing	153	90	193	180	170	240	194	252	208	136	105	149	240				2310
Pass Attempts	34	27	26	27	25	31	39	40	39	20	19	26	41				394
Pass Completions	20	17	17	15	10	21	21	23	22	9	12	11	26				224
Completion Pct	58.8%	63.0%	65.4%	55.6%	40.0%	67.7%	53.9%	57.5%	56.4%	45.0%	63.2%	42.3%	63.4%				56.9%
Avg. Gain Per Pass	4.0	3.0	5.6	6.1	6.3	5.9	3.4	5.4	3.8	6.1	4.1	4.8	5.0				4.8
Interceptions	1	1	3	0	0	1	3	1	2	2	1	0	1				16
Fumbles / Fum. Lost	1-1	0-0	2-1	2-1	1-0	1-1	3-2	1-1	1-0	1-0	1-0	3-0	2-0				19-7
Penalties	9	9	6	5	5	5	7	9	3	7	3	7	8				83
Penalty Yards	67	47	43	38	46	30	45	62	30	62	35	49	83				637
Punts	5	8	4	5	8	6	6	5	5	8	5	6	6				77
Gross Punting Average	52.6	50.4	50.8	50.6	39.6	48.0	50.7	45.8	49.4	52.3	49.2	44.8	49.8				48.6
Touchbacks	1	0	1	0	0	0	0	0	1	1	1	0	1				6
Inside20	3	1	1	1	5	1	1	1	1	2	0	3	3				23
Punts Blocked	0	0	0	0	0	0	0	0	0	0	0	0	0				0
Net Punting Average	46.2	33.8	39.8	42.8	39.3	43.7	46.8	39.4	45.4	45.9	39.6	40.7	45.2				42.0
Punt Returns	2	0	2	1	1	3	2	0	3	4	1	3	5				27
Punt Return Yards	44	0	7	0	0	17	17	0	8	38	26	14	26				197
Punt Return Avg.	22.0	0.0	3.5	0.0	0.0	5.7	8.5	0.0	2.7	9.5	26.0	4.7	5.2				7.3
Fair Catches	2	0	0	1	1	1	4	5	1	2	0	0	2				19
Kickoff Returns	0	3	0	2	0	3	5	0	3	1	6	0	1				24
Kickoff Return Yards	0	49	0	55	0	60	77	0	89	32	139	0	17				518
Kickoff Return Avg.	0.0	16.3	0.0	27.5	0.0	20.0	15.4	0.0	29.7	32.0	23.2	0.0	17.0				21.6
Time of Possession	21:52	25:52	23:39	28:14	19:48	25:38	29:11	27:41	31:47	23:59	24:42	27:34	31:44				26:17
Kickoffs-EZ-TB	2-1-0	1-1-0	3-3-3	4-1-1	5-4-3	4-3-3	3-1-1	5-4-3	3-0-0	4-3-2	3-1-0	5-3-2	2-2-2				44-27-20

2018 ARIZONA CARDINALS REGULAR SEASON GAME-BY-GAME DEFENSIVE STATS

	9/9 vs. Was	9/16 @ LAR	9/23 vs. Chi	9/30 vs. Sea	10/7 @ SF	10/14 @ Min	10/18 vs. Den	10/28 vs. SF	11/11 @ KC	11/18 vs. Oak	11/25 @ LAC	12/2 @ GB	12/9 vs. Det	12/16 @ Atl	12/23 vs. LAR	12/30 @ Sea	Totals
Points	24	34	16	20	18	27	45	15	26	23	45	17	17				327
1st Qtr	0	0	0	7	6	10	21	2	10	7	0	0	0				63
2nd Qtr	21	19	3	0	0	3	14	3	10	7	28	10	3				121
3rd Qtr	0	8	10	10	0	14	7	7	0	6	14	0	7				83
4th Qtr	3	7	3	3	12	0	3	3	6	3	3	7	7				60
Overtime	0	0	0	0	0	0	0	0	0	0	0	0	0				0
TDs (Ru-P-Ret)	1-2-0	3-1-0	1-0-0	2-0-0	1-2-0	2-1-0	2-2-2	0-1-0	1-2-0	0-2-0	3-3-0	1-1-0	1-0-1				18-17-3
PATs (M/A)	3-3	1-1	1-1	2-2	0-0	3-3	6-6	1-1	2-2	2-2	6-6	2-2	2-2				31-31
2PT Convs (M/A)	0-0	3-3	0-0	0-0	0-3	0-0	0-0	0-0	0-1	0-0	0-0	0-0	0-0				3-7
FGs (M/A)	1-1	1-1	3-4	2-4	0-1	2-2	1-1	2-2	2-2	3-3	1-1	1-2	1-1				20-25
Safeties	0	0	0	0	0	0	0	0	0	0	0	0	0				0
First Downs	30	24	21	19	33	20	15	16	20	19	30	22	16				285
Rushing	10	8	7	11	9	8	6	5	8	9	11	6	7				105
Passing	13	14	11	6	22	12	8	9	12	9	17	15	6				154
Penalty	7	2	3	2	2	0	1	2	0	1	2	1	3				26
3rd Down Conv (M/A)	6-13	8-15	5-14	0-10	10-17	5-14	5-13	5-14	4-11	5-15	3-7	3-14	4-12				63-169
3rd Down Conv Pct	46.2%	53.3%	35.7%	0.0%	58.8%	35.7%	38.5%	35.7%	36.4%	33.3%	42.9%	21.4%	33.3%				37.3%
4th Down Conv (M/A)	1-1	1-3	1-1	1-2	1-2	0-1	0-0	0-0	0-0	0-0	1-1	2-2	0-0				8-13
4th Down Conv Pct	100.0%	33.3%	100.0%	50.0%	50.0%	0.0%	0.0%	0.0%	0.0%	0.0%	100.0%	100.0%	0.0%				61.5%
Red Zone Conv (M/A)	3-4	4-6	1-3	1-2	3-3	2-3	1-2	0-2	2-4	1-3	5-6	2-3	1-1				26-42
Red Zone Conv Pct	75.0%	66.7%	33.3%	50.0%	100.0%	66.7%	50.0%	0.0%	50.0%	33.3%	83.3%	66.7%	100.0%				61.9%
Goal to Go Conv (M/A)	1-1	2-3	1-2	1-1	3-3	1-1	1-1	0-1	2-2	0-1	5-5	1-1	1-1				19-23
Goal to Go Conv Pct	100.0%	66.7%	50.0%	100.0%	100.0%	100.0%	100.0%	0.0%	100.0%	0.0%	100.0%	100.0%	100.0%				82.6%
Total Net Yards	429	432	316	331	447	411	309	267	330	325	414	325	218				4554
Total Off. Plays	75	67	69	62	92	70	55	63	56	68	66	74	55				872
Avg. Gain Per Play	5.7	6.4	4.6	5.3	4.9	5.9	5.6	4.2	5.9	4.8	6.3	4.4	4.0				5.2
Net Yards Rushing	182	90	122	171	147	195	131	107	118	152	178	98	122				1813
Total Rushing Plays	42	33	31	34	34	32	31	31	23	33	30	23	31				408
Avg. Gain Per Rush	4.3	2.7	3.9	5.0	4.3	6.1	4.2	3.5	5.1	4.6	5.9	4.3	3.9				4.4
Net Yards Passing	247	342	194	160	300	216	178	160	212	173	236	227	96				2741
Times Sacked	3	2	3	2	4	4	2	4	5	4	4	1	1				39
Yards Lost on Sacks	8	12	26	12	49	17	11	30	37	19	23	6	5				255
Gross Yards Passing	255	354	220	172	349	233	189	190	249	192	259	233	101				2996
Pass Attempts	30	32	35	26	54	34	22	28	28	31	32	50	23				425
Pass Completions	21	24	24	19	34	24	15	14	21	19	28	31	15				289
Completion Pct	70.0%	75.0%	68.6%	73.1%	63.0%	70.6%	68.2%	50.0%	75.0%	61.3%	87.5%	62.0%	65.2%				68.0%
Avg. Gain Per Pass	7.5	10.1	5.1	5.7	5.2	5.7	7.4	5.0	6.4	4.9	6.6	4.5	4.0				5.9
Interceptions	0	1	1	0	2	1	1	0	0	0	0	0	0				6
Fumbles / Fum. Lost	3-1	0-0	1-1	3-0	4-3	1-1	0-0	2-0	1-0	1-0	1-1	0-0	2-1				19-8
Penalties	9	5	7	8	9	9	5	5	8	4	4	7	7				87
Penalty Yards	63	49	45	57	65	52	50	59	63	20	30	43	68				664
Punts	4	2	3	4	4	5	6	7	5	8	2	7	7				64
Gross Punting Average	46.5	51.0	52.7	47.5	44.3	45.0	43.5	40.7	46.6	45.1	52.5	48.4	45.3				45.9
Touchbacks	0	1	1	1	1	0	0	0	1	2	0	2	0				9
Inside20	2	1	1	2	1	2	2	4	3	1	1	2	4				26
Punts Blocked	0	0	0	0	0	0	0	0	0	0	0	0	0				0
Net Punting Average	35.5	41.0	43.7	42.5	39.3	41.6	40.7	40.7	41.0	35.4	39.5	40.7	41.6				40.0
Punt Returns	2	6	2	4	3	3	3	4	2	4	2	2	3				40
Punt Return Yards	12	133	24	39	3	26	23	32	0	31	28	25	8				384
Punt Return Avg.	6.0	22.2	12.0	9.8	1.0	8.7	7.7	8.0	0.0	7.8	14.0	12.5	2.7				9.6
Fair Catches	2	1	1	1	1	2	1	1	0	1	2	1	2				16
Kickoff Returns	2	1	0	3	2	1	2	2	2	2	3	3	0				23
Kickoff Return Yards	24	22	0	65	61	17	38	52	22	53	87	72	0				513
Kickoff Return Avg.	12.0	22.0	0.0	21.7	30.5	17.0	19.0	26.0	11.0	26.5	29.0	24.0	0.0				22.3
Time of Possession	38:08	34:08	36:21	31:46	40:12	34:22	30:49	32:19	28:13	36:01	35:18	32:26	28:16				33:43
Kickoffs-EZ-TB	5-5-5	5-2-2	5-5-5	4-3-2	4-3-3	6-5-3	8-6-3	4-4-4	6-3-3	5-4-4	8-4-2	4-4-4	4-3-3				68-51-43

THE LAST TIME // REGULAR SEASON

RUSHING

200 Yards Rushing

By Cardinals: 228, Beanie Wells at St. Louis, Nov. 27, 2011 (27 att., TD)
By Opponent: 228, Clinton Portis at Denver, Dec. 29, 2002 (24 att., 2 TD)

150 Yards Rushing

By Cardinals: 159, Adrian Peterson at San Francisco, Nov. 5, 2017 (37 att., 0 TD)
By Opponent: 155, Latavius Murray at Minnesota, Oct. 14, 2018 (24 att., TD)

100 Yards Rushing

By Cardinals: 137, David Johnson vs. Oakland, Nov. 18, 2018 (25 att. 0 TD)
By Opponent: 155, Latavius Murray at Minnesota, Oct. 14, 2018 (24 att., TD)

Two 100-Yard Rushers

By Cardinals: 126 yards, Ottis Anderson/102 yards, Wayne Morris at New Orleans, Oct. 5, 1980
By Opponent: 128 yards, Marshawn Lynch/108 yards, Robert Turbin at Seattle, Dec. 9, 2012

Three Rushing Touchdowns

By Cardinals: David Johnson at Seattle, Dec. 24, 2016 (2, 1, 1 yard)
By Opponent: Todd Gurley at LA Rams, Sept. 16, 2018 (11, 1, 2 yards)

Two Rushing Touchdowns

By Cardinals: Chase Edmonds, at Green Bay, December 2, 2018 (6, 8 yards)
By Opponent: Melvin Gordon at LA Chargers, Nov. 25, 2018 (28, 5 yards)

PASSING

500 Yards Passing

By Cardinals: 522, Boomer Esiason at Washington, Nov. 10, 1996-OT (35 comp., 59 att.)
By Opponent: Never happened

400 Yards Passing

By Cardinals: 421, Carson Palmer at Pittsburgh, Oct. 18, 2015 (29 comp., 45 att.)
By Opponent: 411, Nick Foles vs. Philadelphia, Oct. 26, 2014 (36 comp., 62 att.)

300 Yards Passing

By Cardinals: 357, Carson Palmer vs. San Francisco, Oct. 1, 2017 (33 comp., 51 att.)
By Opponent: 349, C.J. Beathard at San Francisco, Oct. 7, 2018 (34 comp., 54 att.)

Six Touchdown Passes

By Cardinals: Charley Johnson vs. New Orleans, Nov. 2, 1969 (32, 14, 28, 31, 26, 14 yards)
By Opponent: Brett Favre at NY Jets, Sept. 28, 2008 (12, 34, 2, 17, 40, 24 yards)

Five Touchdown Passes

By Cardinals: Kurt Warner at Chicago, Nov. 8, 2009 (11, 6, 17, 15, 4 yards)
By Opponent: Brett Favre (6) at NY Jets, Sept. 28, 2008 (12, 34, 2, 17, 40, 24 yards)

Four Touchdown Passes

By Cardinals: Carson Palmer vs. Cincinnati, Nov. 22, 2015 (18, 64, 18, 16 yards)
By Opponent: Carson Wentz at Philadelphia, Oct. 8, 2017 (15, 11, 59, 72 yards)

Three Touchdown Passes

By Cardinals: Josh Rosen vs. Oakland, Nov. 18, 2018 (18, 59, 5 yards)
By Opponent: Philip Rivers at LA Chargers, Nov. 25, 2018 (9, 2, 4 yards)

RECEIVING

200 Yards Receiving

By Cardinals: 217, Anquan Boldin at Detroit, Sept. 7, 2003 (10 receptions, 2 TD)
By Opponent: 226, Demaryius Thomas at Denver, Oct. 5, 2014 (8 rec., 2 TD)

150 Yards Receiving

By Cardinals: 196, John Brown at Pittsburgh, Oct. 18, 2015 (10 rec.)
By Opponent: 159, Brandin Cooks at LA Rams, Sept. 16, 2018 (7 rec.)

100 Yards Receiving

By Cardinals: 102, Larry Fitzgerald vs. San Francisco, Oct. 28, 2018 (8 rec.)
By Opponent: 117, Tyreek Hill at Kansas City, Nov. 11, 2018 (7 rec., 2 TD)

Two 100-Yard Receivers

By Cardinals: 133, Larry Fitzgerald (12 rec.), 101, Michael Floyd (5 rec.) vs. San Francisco, Nov. 13, 2016
By Opponent: 139, Luke Willson (3 rec., 2 TD), 113, Doug Baldwin (7 rec.), vs. Seattle, Dec. 21, 2014

Four Receiving Touchdowns

By Cardinals: Roy Green vs. Seattle, Nov. 13, 1983 (15, 23, 7, 63 yards)
By Opponent: Earnest Gray vs. NY Giants, Sept. 7, 1980 (10, 37, 42, 20 yards)

Three Receiving Touchdowns

By Cardinals: Larry Fitzgerald at Chicago, Sept. 20, 2015 (8, 28, 9 yards)
By Opponent: Greg Olsen at Chicago, Nov. 8, 2009 (33, 3, 20 yards)

Two Receiving Touchdowns

By Cardinals: Larry Fitzgerald vs. Oakland, Nov. 18, 2018 (18, 5 yards)
By Opponent: Mike Williams at LA Chargers, Nov. 25, 2018 (37, 14 yards)

10 or More Receptions in a Game

By Cardinals: Larry Fitzgerald (10 for 98 yards) vs. LA Rams, Dec. 3, 2017
By Opponent: Austin Ekeler (10 for 68 yards) at LA Chargers, Nov. 25, 2018

COMBOS

100-Yard Rusher/100-Yard Receiver

By Cardinals: Adrian Peterson, 134 rushing yards/Larry Fitzgerald, 138 receiving yards vs. Tampa Bay, Oct. 15, 2017
By Opponent: Latavius Murray, 155 rushing yards/Adam Thielen, 123 receiving yards at Minnesota, Oct. 14, 2018

100-Yard Rusher/Two 100-Yard Receivers

By Cardinals: Johnny Johnson, 103 rushing yards/Ernie Jones, 117 receiving yards/Roy Green, 120 receiving yards vs. Green Bay, Nov. 18, 1990
By Opponent: Marshawn Lynch, 113 rushing yards/Luke Willson, 139 receiving yards/Doug Baldwin, 113 receiving yards vs. Seattle, Dec. 21, 2014

100-Yard Rusher/100-Yard Receiver/300-Yard Passer

By Cardinals: Chris Johnson, 109 rushing yards/Michael Floyd, 106 receiving yards/Carson Palmer 374 passing yards at Cleveland, Nov. 1, 2015
By Opponent: Marshawn Lynch, 113 rushing yards/Luke Willson, 139 receiving yards/Doug Baldwin, 113 receiving yards/Russell Wilson, 339 passing yards vs. Seattle, Dec. 21, 2014

Two 100-Yard Receivers/300-Yard Passer

By Cardinals: Larry Fitzgerald, 133; Michael Floyd, 101; Carson Palmer, 376, vs. San Francisco, Nov. 13, 2016
By Opponent: Luke Willson, 139; Doug Baldwin, 113; Russell Wilson, 339, vs. Seattle, Dec. 21, 2014

SCORING

Four Total Touchdowns

By Cardinals: Ronald Moore vs. LA Rams, Dec. 5, 1993 (4 rush)
By Opponent: Brian Westbrook at Philadelphia, Nov. 27, 2008 (2 rush, 2 rec.)

Three Total Touchdowns

By Cardinals: David Johnson at Seattle, Dec. 24, 2016 (3 rush)
By Opponent: Todd Gurley at LA Rams, Sept. 16, 2018 (3 rush)

Two-Point Conversion

By Cardinals: Larry Fitzgerald reception vs. San Francisco, Oct. 28, 2018
By Opponent: Malcolm Brown reception at LA Rams, Sept. 16, 2018

Safety

By Cardinals: Calais Campbell sacked Blaine Gabbert in end zone at San Francisco, Oct. 6, 2016
By Opponent: Intentional grounding by Josh Rosen in end zone vs. San Francisco, Oct. 28, 2018

KICKING

Six Field Goals

By Cardinals: Neil Rackers vs. San Francisco, Oct. 2, 2005 (40, 45, 48, 23, 43, 24 yards)
By Opponent: Never happened

Five Field Goals

By Cardinals: Phil Dawson at Washington, Dec. 17, 2017 (40, 35, 19, 34, 32 yards)
By Opponent: Robbie Gould vs. San Francisco, Oct. 1, 2017 (49, 39, 47, 48, 23 yards)

Four Field Goals

By Cardinals: Phil Dawson at Seattle, Dec. 31, 2017 (49, 46, 53, 42 yards)
By Opponent: Greg Zuerlein vs. LA Rams, Dec. 3, 2017 (56, 20, 24, 41 yards)

Three Field Goals

By Cardinals: Phil Dawson (4) at Seattle, Dec. 31, 2017 (49, 46, 53, 42 yards)
By Opponent: Daniel Carlson vs. Oakland, Nov. 18, 2018 (49, 21, 35 yards)

Missed Point-After-Touchdown

By Cardinals: Phil Dawson vs. NY Giants, Dec. 24, 2017 (wide right)
By Opponent: Greg Zuerlein vs. LA Rams, Dec. 3, 2017 (wide left)

THE LAST TIME // REGULAR SEASON

Blocked Punt

By Cardinals: Quentin Groves at New England, Sept. 16, 2012 (Zoltan Mesko punt)
By Opponent: Chase Reynolds at LA Rams, Jan. 1, 2017 (Matt Wile punt)

Blocked Punt Return For Touchdown

By Cardinals: Monty Beisel (Sean Morey block) vs. Dallas, Oct. 12, 2008, three yards (Mat McBriar punt)
By Opponent: DeDe Dorsey (DeDe Dorsey block) at Cincinnati, Nov. 18, 2007, 19 yards (Mike Barr punt)

Blocked Field Goal Attempt

By Cardinals: Rodney Gunter at Seattle, Dec. 24, 2016 (Steven Hauschka 45-yard attempt)
By Opponent: Michael Brockers vs. LA Rams, Dec. 3, 2017 (Phil Dawson 45-yard attempt)

Blocked Field Goal Attempt For Touchdown

By Cardinals: Justin Bethel (Adrian Wilson block) vs. Chicago, Dec. 23, 2012, 82 yards (Olindo Mare kick)
By Opponent: Mike Bass (Verlon Biggs block) at Washington, Sept. 24, 1972, 32 yards (Jim Bakken kick)

RETURNS

Punt Return For Touchdown

By Cardinals: Ted Ginn, Jr. at NY Giants, Sept. 14, 2014, 71 yards (Steve Weatherford punt)
By Opponent: Nick Miller at St. Louis, Nov. 27, 2011, 88 yards (Dave Zastudil punt)

Kickoff Return For Touchdown

By Cardinals: David Johnson at Chicago, Sept. 20, 2015, 108 yards (Robbie Gould kickoff)
By Opponent: Tyler Lockett at Seattle, Dec. 31, 2017, 99 yards (Phil Dawson kickoff)

Interception Return For Touchdown

By Cardinals: Justin Bethel at Detroit, Sept. 10, 2017 (82 yards, Matthew Stafford pass)
By Opponent: Darius Slay vs. Detroit, Dec. 9, 2018 (67 yards, Josh Rosen pass)

Fumble Return For Touchdown

By Cardinals: Budda Baker at Minnesota, Oct. 14, 2018, 36 yards (Kirk Cousins fumble)
By Opponent: Calais Campbell vs. Jacksonville, Nov. 26, 2017, 10 yards (Blaine Gabbert fumble)

DEFENSE

Four Interceptions

By Cardinals: Kwamie Lassiter vs. San Diego, Dec. 27, 1998
By Opponent: Never happened

Three Interceptions

By Cardinals: Antrel Rolle at Cincinnati, Nov. 18, 2007
By Opponent: Marcus Trufant at Seattle, Dec. 9, 2007

Two Interceptions

By Cardinals: Antoine Bethea vs. NY Giants, Dec. 24, 2017
By Opponent: Ross Cockrell vs. NY Giants, Dec. 24, 2017

Two Interceptions By Teammates

By Cardinals: At Washington, Oct. 16, 1994 (Aeneas Williams and James Williams)
By Opponent: At Seattle, Dec. 9, 2012 (Richard Sherman and Bobby Wagner)

Four Quarterback Sacks

By Cardinals: Bertrand Berry vs. NY Giants, Nov. 14, 2004
By Opponent: Cameron Wake (4.5) vs. Miami, Sept. 30, 2012

Three Quarterback Sacks

By Cardinals: Dwight Freeney vs. Green Bay, Dec. 27, 2015
By Opponent: Demarcus Lawrence vs. Dallas, Sept. 25, 2017

Two Quarterback Sacks By Teammates

By Cardinals: at San Francisco, Oct. 6, 2016 (Markus Golden 2.0, Calais Campbell 2.0)
By Opponent: vs. Denver, Oct. 18, 2018 (Von Miller 2.0, Bradley Chubb 2.0)

Two Opponent Fumble Recoveries

By Cardinals: Jeraud Powers vs. Green Bay, Dec. 27, 2015
By Opponent: J.J. Watt vs. Houston, Nov. 10, 2013

TEAM SCORING

50 Points Scored By Team

By Cardinals: St. Louis 56 at Minnesota 14, Oct. 6, 1963
By Opponent: At Seattle 58, Arizona 0, Dec. 9, 2012

40 Points Scored By Team

By Cardinals: Arizona 44, at LA Rams 6, Jan. 1, 2017
By Opponent: Arizona 10, at LA Chargers 45, Nov. 25, 2018

20 First-Quarter Points

By Cardinals: 21 vs. San Francisco, Sept. 10, 2006
By Opponent: 21 vs. Denver, Oct. 18, 2018

20 Second-Quarter Points

By Cardinals: 24 vs. Tampa Bay, Sept. 18, 2016
By Opponent: 28 at LA Chargers, Nov. 25, 2018

20 Third-Quarter Points

By Cardinals: 21 vs. Green Bay, Dec. 27, 2015
By Opponent: 21 at San Francisco, Jan. 2, 2011

20 Fourth-Quarter Points

By Cardinals: 20 at Seattle, Dec. 24, 2016
By Opponent: 27 vs. Tampa Bay, Oct. 15, 2017

30 One-Half Points

By Cardinals: 31 in first half vs. San Francisco, Sept. 27, 2015
By Opponent: 35 in first half vs. Denver, Oct. 18, 2018

Score Touchdown In Each Quarter

By Cardinals: vs. Tampa Bay, Oct. 15, 2017 (14, 10, 7, 7 points)
By Opponent: at Atlanta, Nov. 27, 2016 (7, 10, 7, 14 points)

OFFENSE

500 Yards Total Offense

By Cardinals: 524 at St. Louis, Dec. 6, 2015
By Opponent: 596 vs. Seattle, Dec. 21, 2014

No Sacks/No Interceptions Allowed

By Cardinals: vs. NY Jets, Oct. 17, 2016
By Opponent: at Kansas City, Nov. 21, 2010

DEFENSE

Shutout

By Cardinals: Arizona 23, vs. NY Giants 0, Dec. 24, 2017 (State Farm Stadium)
By Opponent: Arizona 0, at LA Rams 34, Sept. 16, 2018 (Los Angeles Memorial Coliseum)

Shutout At Home

By Cardinals: Arizona 23, vs. NY Giants 0, Dec. 24, 2017 (State Farm Stadium)
By Opponent: Arizona 0, vs. Seattle 38, Sept. 14, 2003 (Sun Devil Stadium)

Shutout On The Road

By Cardinals: Arizona 38, at Dallas 0, Nov. 16, 1970 (Cotton Bowl)
By Opponent: Arizona 0, at LA Rams 34, Sept. 16, 2018 (Los Angeles Memorial Coliseum)

MISCELLANEOUS

Overtime Win At Home

By Cardinals: Oct. 1, 2017 vs. San Francisco, 18-15 (State Farm Stadium)
By Opponent: Oct. 14, 2012 vs. Buffalo, 19-16 (State Farm Stadium)

Overtime Win On The Road

By Cardinals: Sept. 17, 2017 at Indianapolis, 16-13 (Lucas Oil Stadium)
By Opponent: Nov. 7, 2010 at Minnesota, 27-24 (Metrodome)

10 Or More Penalties

By Cardinals: 10, vs. Jacksonville, Nov. 26, 2017 (98 yards)
By Opponent: 10, vs. NY Giants, Dec. 24, 2017 (101 yards)

Tie Game

By Cardinals: Oct. 23, 2016 vs. Seattle, 6-6

Over 40:00 Time of Possession (Non-OT)

By Cardinals: 42:50 at Seattle, Oct. 18, 2009
By Opponent: 40:12 at San Francisco, Oct. 7, 2018

ARIZONA CARDINALS 2018 PARTICIPATION

No.	Player	1	2	3	4	5	6	7	8	9	10	11	12	13	14	15	16	GP/GS/DNP/IA
70	Aboushi, Oday	-	-	-	-	-	-	-	-	-	-	-	-	-	-	-	-	5-3-1-0
38	Amerson, David	-	-	-	-	-	-	-	-	-	-	-	-	-	-	-	-	3-2-0-0
45	Anderson, Jonathan	-	-	-	-	-	-	-	-	-	-	-	-	-	-	-	-	0-0-0-0
58	Armbrister, Thurston	-	-	-	-	-	-	-	-	-	-	-	-	-	-	-	-	1-0-0-1
26	Baker, Budda	SS	SS	SS	SS	SS	SS	SS	SS	SS	IAJ	IAJ	SS	P	-	-	-	11-10-0-2
60	Barksdale, Joe	-	-	-	-	-	-	-	-	-	-	-	-	-	-	-	-	1-1-0-0
58	Bello, B.J.	PS	PS	-	-	-	-	-	-	-	-	-	-	-	-	-	-	N/A
23	Benwikere, Bené	P	P	P	CB	CB	CB	CB	CB	CB	CB	CB	CB	-	-	-	-	11-8-0-0
41	Bethea, Antoine	FS	FS	FS	FS	FS	FS	FS	FS	FS	FS	FS	FS	FS	FS	FS	FS	13-13-0-0
33	Boston, Tre	S	S	S	S	S	S	IAJ	IAJ	S	SS	SS	S	SS	-	-	-	11-11-0-2
9	Bradford, Sam	QB	QB	QB	IA	IA	IA	IA	IA	-	-	-	-	-	-	-	-	3-3-0-5
83	Braverman, Daniel	-	-	-	-	-	-	-	-	-	-	-	-	-	-	-	-	N/A
46	Brewer, Aaron	P	P	P	P	P	P	P	P	P	P	P	P	P	P	P	P	13-0-0-0
20	Bucannon, Deone	WLB	P	P	WLB	P	P	P	WLB	P	WLB	P	IAJ	IAJ	IAJ	IAJ	IAJ	10-4-0-3
57	Bynes, Josh	MLB	MLB	MLB	MLB	MLB	MLB	MLB	MLB	MLB	MLB	MLB	MLB	IR	IR	IR	IR	11-11-0-0
52	Cash, Jeremy	IR	IR	IR	IR	IR	IR	IR	IR	IR	IR	IR	IR	IR	IR	IR	IR	N/A
75	Clausell, Blaine	DNP	P	DNP	P	IA	IA	DNP	DNP	-	-	-	-	-	-	-	-	2-0-4-2
64	Cole, Mason	C	C	C	C	C	C	C	C	C	C	C	C	C	C	C	C	13-13-0-0
32	Coleman, Derrick	FB	P	P	P	P	P	P	P	P	FB	FB	P	FB	P	-	-	13-4-0-0
27	Cox, Demetrious	PS	PS	PS	PS	-	-	-	-	-	-	-	-	-	-	-	-	N/A
15	Crockett, Montay	-	-	-	-	-	-	-	-	PS	-	PS	PS	-	-	-	-	N/A
79	Cunningham, Korey	IA	IA	IA	IA	IA	IA	DNP	IA	DNP	LT	LT	LT	LT	LT	LT	LT	4-4-2-7
81	Daniels, Darrell	-	-	-	-	-	-	-	-	-	-	-	-	-	-	-	-	1-0-0-1
4	Dawson, Phil	P	P	P	P	P	P	P	P	P	IAJ	IAJ	P	IR	IR	IR	IR	10-0-0-1
54	Dora, Vontarius	-	-	-	-	-	-	-	-	PS	DNP	PS	PS	IA	IA	-	-	0-0-1-1
15	Dupre, Malachi	-	-	-	-	-	-	-	-	-	-	-	-	-	-	-	-	N/A
29	Edmonds, Chase	P	P	P	P	P	P	P	P	P	P	P	P	P	P	P	P	13-0-0-0
71	Evans, Justin	-	-	-	-	-	-	-	-	-	-	-	-	-	-	-	-	N/A
11	Fitzgerald, Larry	WR	WR	WR	WR	WR	WR	WR	WR	WR	WR	WR	WR	WR	WR	WR	WR	13-13-0-0
30	Ford, Rudy	P	P	IAJ	P	P	P	P	P	P	IAJ	IAJ	WR	WR	P	P	P	10-1-0-3
37	Foster, D.J.	IR	IR	IR	IR	IR	IR	IR	IR	IR	IR	IR	IR	IR	IR	IR	IR	N/A
69	Friend, Kyle	P	P	P	P	P	P	PS	-	-	-	-	-	-	-	-	-	N/A
92	Gardeck, Dennis	P	P	P	P	P	P	P	P	P	P	P	P	P	P	P	P	13-0-0-0
7	Glennon, Mike	IA	IA	IA	DNP	DNP	DNP	DNP	DNP	DNP	DNP	DNP	DNP	DNP	DNP	DNP	DNP	0-0-10-3
44	Golden, Markus	IAJ	IAJ	DE	DE	IAJ	DE	DE	DE	DE	DE	DE	DE	DE	DE	DE	DE	10-10-0-3
75	Goldfich, Zack	-	-	-	-	-	-	-	-	IA	DNP	P	IA	-	-	-	-	2-0-1-2
5	Gonzalez, Zane	-	-	-	-	-	-	-	-	-	-	-	-	-	-	-	-	2-0-0-0
78	Gossett, Colby	-	-	-	-	-	-	-	-	IA	IA	IA	P	LG	-	-	-	2-1-0-3
84	Gresham, Jermaine	IAJ	IAJ	P	TE	TE	TE	TE	TE	P	TE	TE	TE	TE	TE	TE	TE	11-9-0-2
95	Gunter, Rodney	P	P	P	P	DT	P	DT	DT	DT	P	DT	DT	DT	DT	DT	DT	13-7-0-0
58	Harris, Nigel	-	-	PS	PS	-	-	-	-	-	-	-	-	-	-	-	-	N/A
51	Hodges, Gerald	P	SLB	SLB	P	P	P	P	P	P	P	P	P	MLB	MLB	-	-	13-4-0-0
69	Holden, Will	-	-	-	-	-	-	-	-	-	-	-	-	-	-	-	-	1-1-1-0
85	Holmes, Gabe	TE	TE	P	TE	TE	P	P	P	PS	PS	PS	PS	PS	PS	PS	PS	8-4-0-0
60	House, Will	PS	PS	PS	PS	PS	PS	PS	PS	-	-	-	-	-	-	-	-	N/A
74	Humphries, D.J.	LT	LT	LT	LT	LT	LT	LT	LT	LT	IAJ	IAJ	IAJ	IR	-	-	-	9-9-0-3
76	Iupati, Mike	LG	LG	LG	LG	LG	IAJ	LG	IAJ	LG	IAJ	LG	LG	LG	IR	-	-	10-10-0-2
94	James, Alec	PS	PS	PS	-	-	-	-	-	-	-	-	-	-	-	-	-	N/A
31	Johnson, David	RB	RB	RB	RB	RB	RB	RB	RB	RB	RB	RB	RB	RB	RB	RB	RB	13-13-0-0
28	Johnson, Dontae	-	-	-	-	-	-	-	-	-	-	-	-	-	-	-	-	0-0-0-2
27	Johnson, Leonard	-	-	-	-	-	-	-	-	-	-	-	-	-	-	-	-	4-1-0-0
55	Jones, Chandler	DE	DE	DE	DE	DE	DE	DE	DE	DE	DE	DE	DE	DE	DE	DE	DE	13-13-0-0
25	Jones, Chris	PS	PS	PS	PS	PS	PS	PS	PS	PS	PS	PS	PS	PS	PS	PS	PS	1-0-0-0
96	Kamalu, Ufomba	-	-	-	PS	PS	PS	PS	PS	PS	-	-	-	-	-	-	-	N/A
6	Kanoff, Charles	PS	PS	PS	PS	PS	PS	PS	PS	PS	PS	PS	IA	PS	PS	-	-	0-0-0-1
13	Kirk, Christian	P	P	WR	P	WR	WR	P	WR	WR	WR	P	WR	IR	-	-	-	12-7-0-0
71	Kirkland, Denver	-	-	-	-	-	-	-	-	-	-	-	-	-	-	-	-	N/A
2	Lee, Andy	P	P	P	P	P	P	P	P	P	P	P	P	P	P	P	P	13-0-0-0
66	Leonard, Rick	-	-	-	-	-	-	-	-	-	-	-	-	-	-	-	-	N/A
22	Logan, T.J.	IAJ	P	IA	IA	IA	IA	IA	P	P	P	P	P	P	P	P	P	7-0-0-6
94	Malveaux, Cameron	-	-	-	-	-	-	-	-	-	-	-	-	-	-	-	-	1-0-0-1
50	Martin, Gabe	IR	IR	IR	IR	IR	IR	IR	IR	IR	IR	IR	IR	IR	IR	IR	IR	N/A
51	Mayowa, Benson	DE	DE	P	P	DE	P	P	P	P	P	P	P	P	P	P	P	13-3-0-0
1	McCrane, Matt	-	-	-	-	-	-	-	PS	-	-	-	-	-	-	-	-	1-0-0-0
93	Moats, Arthur	IR	IR	IR	IR	IR	-	-	-	-	-	-	-	-	-	-	-	N/A
56	Moore, Zach	P	P	P	P	P	P	P	P	P	P	P	P	P	P	P	P	13-0-0-0
62	Munyer, Daniel	DNP	DNP	P	P	P	P	P	P	RG	P	P	P	P	P	P	P	11-1-2-0
14	Nelson, J.J.	P	P	P	P	P	P	WR	P	P	P	P	WR	P	P	P	P	13-2-0-0
39	Nichols, Deatrick	IA	P	IA	IA	P	PS	IA	PS	PS	PS	PS	PS	PS	PS	PS	PS	2-0-4-0
90	Nkemdiche, Robert	DT	DT	DT	DT	IAJ	DT	P	DT	IAJ	IAJ	P	P	P	-	-	-	10-6-0-3
97	Odenigbo, Ifeadi	-	-	-	IA	P	IA	IA	-	-	-	-	-	-	-	-	-	1-0-0-3
63	Odihambo, Rees	-	-	-	-	-	-	-	-	-	-	-	-	-	-	-	-	0-0-1-0
42	Owens, Jonathan	IR	IR	IR	IR	IR	IR	IR	IR	IR	IR	IR	IR	IR	IR	IR	IR	N/A
35	Perry, Elijah	PS	PS	-	-	-	-	-	-	-	-	-	-	-	-	-	-	N/A
98	Peters, Corey	DT	DT	DT	DT	DT	DT	DT	IAJ	DT	DT	DT	DT	DT	DT	DT	DT	12-12-0-1
21	Peterson, Patrick	CB	CB	CB	CB	CB	CB	CB	CB	CB	CB	CB	CB	CB	CB	CB	CB	13-13-0-0
82	Phillips, John	-	-	-	-	-	-	-	-	-	-	-	-	-	-	-	-	5-2-0-0
72	Pierre, Olsen	P	IAJ	IAJ	P	P	P	P	P	P	P	DT	P	IR	-	-	-	10-1-0-2
35	Pleasant, Eddie	-	-	-	-	-	-	-	-	-	-	-	-	-	-	-	-	1-0-0-1
67	Pugh, Justin	RG	RG	RG	RG	RG	RG	DNP	IAJ	RG	IR	IR	IR	IR	-	-	-	7-7-1-1
43	Reddick, Haason	P	P	P	P	WLB	WLB	SLB	SLB	SLB	SLB	SLB	SLB	SLB	SLB	SLB	SLB	13-9-0-0
18	Reedy, Bernard	-	-	-	-	PS	PS	-	-	-	-	-	-	-	-	-	-	N/A
23	Rollins, Quinten	-	-	-	-	-	-	-	-	-	-	-	-	-	-	-	-	0-0-0-2
3	Rosen, Josh	DNP	DNP	P	QB	QB	QB	QB	QB	QB	QB	QB	QB	QB	QB	QB	QB	11-10-2-0
86	Seals-Jones, Ricky	TE	TE	TE	P	P	P	TE	TE	P	P	P	P	P	P	P	P	13-5-0-0
61	Shelton, Coleman	-	-	-	-	-	-	-	PS	PS	PS	PS	PS	PS	PS	PS	PS	N/A
16	Sherfield, Trent	P	IA	P	P	P	IA	P	IA	P	P	P	P	P	WR	-	-	10-1-0-3
53	Shipley, A.Q.	IR	IR	IR	IR	IR	IR	IR	IR	IR	IR	IR	IR	IR	IR	IR	IR	N/A
34	Simmons, Jalen	-	-	PS	PS	PS	PS	RT	-	-	-	-	-	-	-	-	-	N/A
71	Smith, Andre	RT	IAJ	IAJ	IAJ	RT	RT	RT	RT	RT	RT	RT	RT	RT	-	-	-	8-8-0-3
97	Smith, Garrison	P	P	-	-	-	-	-	-	-	-	-	-	-	-	-	-	2-0-0-0
96	Smith, Jacques	P	P	P	-	-	-	-	-	-	-	-	-	-	-	-	-	3-0-0-0
65	Tasini, Pasoni	PS	PS	PS	PS	PS	PS	PS	PS	-	-	-	-	-	PS	-	-	N/A
28	Taylor, Jamar	CB	CB	CB	P	P	P	P	P	P	P	-	-	-	-	-	-	10-3-0-0
27	Thompson, Darian	-	-	-	-	PS	-	-	-	-	-	-	-	-	-	-	-	N/A
17	Tolliver, Jalen	PS	PS	PS	PS	PS	PS	PS	PS	PS	PS	PS	PS	PS	P	-	-	1-0-0-0
47	Turner, Zeke	P	P	P	P	P	P	P	P	P	P	P	P	P	WLB	-	-	13-1-0-0
94	Valentine, Vincent	-	-	-	-	-	-	-	-	-	-	-	-	-	-	-	-	0-0-0-0
89	Vollert, Andrew	PS	PS	PS	PS	PS	PS	PS	PS	-	-	-	-	-	-	-	-	N/A
68	Vujnovich, Jeremy	IA	DNP	P	IA	IA	IA	PS	IAJ	LG	P	RG	IR	IR	-	-	-	5-2-1-5
59	Walker, Joe	-	-	P	P	P	P	P	P	P	P	P	P	P	P	P	P	11-0-0-0
73	Wetzel, John	P	RT	RT	RT	P												

2018 ARIZONA CARDINALS STARTERS

Opponent, Date	OFFENSE										
	WR	LT	LG	C	RG	RT	TE	TE	QB	RB	FB
Washington, Sep. 9	Fitzgerald	Humphries	Iupati	Cole	Pugh	Smith	Seals-Jones	Holmes	Bradford	Johnson	Coleman
	WR	LT	LG	C	RG	RT	TE	WR	QB	RB	TE
at LA Rams, Sep. 16	Fitzgerald	Humphries	Iupati	Cole	Pugh	Wetzel	Seals-Jones	Williams	Bradford	Johnson	Holmes
	WR	LT	LG	C	RG	RT	TE	WR	QB	RB	WR
Chicago, Sep. 23	Fitzgerald	Humphries	Iupati	Cole	Pugh	Wetzel	Seals-Jones	Williams	Bradford	Johnson	Kirk
	WR	LT	LG	C	RG	RT	TE	WR	QB	RB	TE
Seattle, Sep. 30	Fitzgerald	Humphries	Iupati	Cole	Pugh	Wetzel	Gresham	Williams	Rosen	Johnson	Holmes
at San Francisco, Oct. 7	WR	LT	LG	Cole	Pugh	Smith	Gresham	Kirk	Rosen	Johnson	Holmes
	WR	LT	LG	C	RG	RT	TE	WR	QB	RB	WR
at Minnesota, Oct. 14	Fitzgerald	Humphries	Iupati	Cole	Pugh	Smith	Gresham	Williams	Rosen	Johnson	Kirk
	WR	LT	LG	C	RG	RT	TE	WR	QB	RB	TE
Denver, Oct. 18	Fitzgerald	Humphries	Wetzel	Cole	Munyer	Smith	Seals-Jones	Nelson	Rosen	Johnson	Gresham
	WR	LT	LG	C	RG	RT	TE	WR	QB	RB	WR
San Francisco, Oct. 28	Fitzgerald	Humphries	Iupati	Cole	Wetzel	Smith	Seals-Jones	Williams	Rosen	Johnson	Kirk
	WR	LT	LG	C	RG	RT	TE	WR	QB	RB	FB
at Kansas City, Nov. 11	Fitzgerald	Humphries	Vujnovich	Cole	Pugh	Smith	Gresham	Kirk	Rosen	Johnson	Coleman
Oakland, Nov. 18	Fitzgerald	Cunningham	Iupati	Cole	Aboushi	Smith	Gresham	Kirk	Rosen	Johnson	Coleman
	WR	LT	LG	C	RG	RT	TE	WR	QB	RB	TE
at LA Chargers, Nov. 25	Fitzgerald	Cunningham	Iupati	Cole	Vujnovich	Smith	Gresham	Nelson	Rosen	Johnson	Phillips
	WR	LT	LG	C	RG	RT	TE	WR	QB	RB	FB
at Green Bay, Dec. 2	Fitzgerald	Cunningham	Iupati	Cole	Aboushi	Holden	Gresham	Kirk	Rosen	Johnson	Coleman
	WR	LT	LG	C	RG	RT	TE	WR	QB	RB	TE
Detroit, Dec. 9	Fitzgerald	Cunningham	Gossett	Cole	Aboushi	Barksdale	Gresham	Sherfield	Rosen	Johnson	Phillips
at Atlanta, Dec. 16											
LA Rams, Dec. 23											
at Seattle, Dec. 30											

Opponent, Date	DE	DT	DT	DE	LB	LB	S	CB	CB	SS	FS
Washington, Sep. 9	Mayowa	Peters	Nkemdiche	Jones	Bynes	Bucannon	Boston	Peterson	Taylor	Baker	Betha
at LA Rams, Sep. 16	Mayowa	Peters	Nkemdiche	Jones	Bynes	Hodges	Boston	Peterson	Taylor	Baker	Betha
Chicago, Sep. 23	Golden	Peters	Nkemdiche	Jones	Bynes	Hodges	Boston	Peterson	Taylor	Baker	Betha
Seattle, Sep. 30	Golden	Peters	Nkemdiche	Jones	Bynes	Bucannon	Boston	Peterson	Benwikere	Baker	Betha
at San Francisco, Oct. 7	Mayowa	Peters	Gunter	Jones	Bynes	Reddick	Boston	Peterson	Benwikere	Baker	Betha
at Minnesota, Oct. 14	Golden	Peters	Nkemdiche	Jones	Bynes	Reddick	Boston	Peterson	Benwikere	Baker	Betha
Denver, Oct. 18	Golden	Peters	Gunter	Jones	Bynes	Reddick	Ford	Peterson	Benwikere	Baker	Betha
	DE	DT	DT	DE	SLB	MLB	WLB	CB	CB	SS	FS
San Francisco, Oct. 28	Golden	Nkemdiche	Gunter	Jones	Reddick	Bynes	Bucannon	Peterson	Benwikere	Baker	Betha
	DE	DT	DT	DE	LB	LB	S	CB	CB	SS	FS
at Kansas City, Nov. 11	Golden	Peters	Gunter	Jones	Bynes	Reddick	Boston	Peterson	Benwikere	Baker	Betha
	DE	DT	DT	DE	SLB	MLB	WLB	CB	CB	SS	FS
Oakland, Nov. 18	Golden	Peters	Pierre	Jones	Reddick	Bynes	Bucannon	Peterson	Benwikere	Boston	Betha
	DE	DT	DT	DE	LB	LB	DB	CB	CB	SS	FS
at LA Chargers, Nov. 25	Golden	Peters	Gunter	Jones	Bynes	Reddick	L. Johnson	Peterson	Benwikere	Boston	Betha
	DE	DT	DT	DE	LB	LB	S	CB	CB	SS	FS
at Green Bay, Dec. 2	Golden	Peters	Gunter	Jones	Reddick	Hodges	Boston	Peterson	Amerson	Baker	Betha
	DE	DT	DT	DE	SLB	MLB	WLB	CB	CB	SS	FS
Detroit, Dec. 9	Golden	Peters	Gunter	Jones	Reddick	Hodges	Turner	Peterson	Amerson	Boston	Betha
at Atlanta, Dec. 16											
LA Rams, Dec. 23											
at Seattle, Dec. 30											

2018 ARIZONA CARDINALS INACTIVES

Washington, Sep. 9

OL Korey Cunningham
QB Mike Glennon
DE Markus Golden
TE Jermaine Gresham
RB T.J. Logan
CB Deatrick Nichols
OL Jeremy Vujnovich

at LA Rams, Sep. 16

OL Korey Cunningham
QB Mike Glennon
DE Markus Golden
TE Jermaine Gresham
DT Olsen Pierre
WR Trent Sherfield
OL Andre Smith

Chicago, Sep. 23

OL Korey Cunningham
S Rudy Ford
QB Mike Glennon
RB T.J. Logan
CB Deatrick Nichols
DT Olsen Pierre
OL Andre Smith

Seattle, Sep. 30

QB Sam Bradford
OL Korey Cunningham
RB T.J. Logan
CB Deatrick Nichols
DE Ifeadi Odenigbo
OL Andre Smith
OL Jeremy Vujnovich

at San Francisco, Oct. 7

QB Sam Bradford
OL Blaine Clausell
OL Korey Cunningham
DE Markus Golden
RB T.J. Logan
DT Robert Nkemdiche
OL Jeremy Vujnovich

at Minnesota, Oct. 14

QB Sam Bradford
OL Blaine Clausell
OL Korey Cunningham
RB T.J. Logan
DE Ifeadi Odenigbo
WR Trent Sherfield
WR Kendall Wright

Denver, Oct. 18 (Thu.)

S Tre Boston
QB Sam Bradford
OL Mike Iupati
RB T.J. Logan
CB Deatrick Nichols
DE Ifeadi Odenigbo
OL Jeremy Vujnovich

San Francisco, Oct. 28

S Tre Boston
QB Sam Bradford
OL Korey Cunningham
DT Corey Peters
OL Justin Pugh
WR Trent Sherfield
OL Jeremy Vujnovich

at Kansas City, Nov. 11

OL Zack Golditch
OL Colby Gossett
OL Mike Iupati
DT Robert Nkemdiche
S Eddie Pleasant
WR Chad Williams
WR Kendall Wright

Oakland, Nov. 18

S Budda Baker
K Phil Dawson
S Rudy Ford
OL Colby Gossett
OL D.J. Humphries
DT Robert Nkemdiche
WR Chad Williams

at LA Chargers, Nov. 25

S Budda Baker
\$LB Deone Bucannon
S Rudy Ford
OL Colby Gossett
OL D.J. Humphries
QB Charles Kanoff
WR Chad Williams

Detroit, Dec. 9

\$LB Deone Bucannon
TE Darrell Daniels
DE Vontarius Dora
OL Zack Golditch
CB Dontae Johnson
CB Quinten Rollins
WR Chad Williams

at Atlanta, Dec. 16

LA Rams, Dec. 23

at Seattle, Dec. 30

ROSTER BY POSITION

No.	Name	Pos.	College	Ht.	Wt.	Age	NFL Exp.
<u>Defensive Line (9)</u>							
54	Dora, Vontarius	DE	Louisiana Tech	6-4	256	26	1
44	Golden, Markus	DE	Missouri	6-3	260	27	4
95	Gunter, Rodney	DT	Delaware State	6-5	305	26	4
55	Jones, Chandler	DE	Syracuse	6-5	265	28	7
94	Malveaux, Cameron	DE	Houston	6-5	265	24	2
91	Mayowa, Benson	DE	Idaho	6-3	265	27	6
56	Moore, Zach	DE	Concordia-St. Paul	6-6	275	28	2
98	Peters, Corey	DT	Kentucky	6-3	305	30	9
96	Valentine, Vincent	DT	Nebraska	6-3	315	24	3
<u>Linebackers (7)</u>							
45	Anderson, Jonathan	LB	TCU	6-1	237	27	4
20	Bucannon, Deone	\$LB	Washington State	6-1	211	26	5
92	Gardeck, Dennis	LB	Sioux Falls	6-0	242	24	R
51	Hodges, Gerald	LB	Penn State	6-2	236	27	6
43	Reddick, Haason	LB	Temple	6-1	235	24	2
47	Turner, Zeke	LB	Washington	6-2	214	22	R
59	Walker, Joe	LB	Oregon	6-2	236	26	3
<u>Cornerbacks (6)</u>							
38	Amerson, David	CB	North Carolina State	6-1	205	27	6
28	Johnson, Dontae	CB	North Carolina State	6-2	200	27	5
27	Johnson, Leonard	CB	Iowa State	5-10	194	28	7
21	Peterson, Patrick	CB	LSU	6-1	203	28	8
23	Rollins, Quinten	CB	Miami (OH)	5-11	195	26	4
26	Williams, Brandon	CB	Texas A&M	6-0	200	26	3
<u>Safeties (4)</u>							
36	Baker, Budda	S	Washington	5-10	195	22	2
41	Bethea, Antoine	S	Howard	5-11	206	33	13
33	Boston, Tre	S	North Carolina	6-1	205	26	5
30	Ford, Rudy	S	Auburn	6-0	204	24	2
<u>Long Snapper (1)</u>							
46	Brewer, Aaron	LS	San Diego State	6-5	232	28	7
<u>Punter (1)</u>							
2	Lee, Andy	P	Pittsburgh	6-1	185	35	15
<u>Kicker (1)</u>							
5	Gonzalez, Zane	K	Arizona State	6-0	202	23	2
<u>Offensive Line (9)</u>							
70	Aboushi, Oday	OL	Virginia	6-5	315	27	5
60	Barksdale, Joe	OL	LSU	6-5	326	29	8
64	Cole, Mason	OL	Michigan	6-5	307	22	R
79	Cunningham, Korey	OL	Cincinnati	6-6	311	23	R
75	Golditch, Zack	OL	Colorado State	6-5	295	23	R
78	Gossett, Colby	OL	Appalachian State	6-5	311	23	R
69	Holden, Will	OL	Vanderbilt	6-7	312	25	2
62	Munyer, Daniel	OL	Colorado	6-1	305	26	2
63	Odhiambo, Rees	OL	Boise State	6-4	315	26	3
<u>Tight Ends (4)</u>							
81	Daniels, Darrell	TE	Washington	6-3	246	24	2
84	Gresham, Jermaine	TE	Oklahoma	6-5	260	30	9
82	Phillips, John	TE	Virginia	6-5	251	31	9
86	Seals-Jones, Ricky	TE	Texas A&M	6-5	243	23	2
<u>Running Backs (4)</u>							
32	Coleman, Derrick	FB	UCLA	6-0	233	29	5
29	Edmonds, Chase	RB	Fordham	5-9	205	22	R
31	Johnson, David	RB	Northern Iowa	6-1	224	27	4
22	Logan, T.J.	RB	North Carolina	5-10	195	23	2
<u>Wide Receivers (5)</u>							
11	Fitzgerald, Larry	WR	Pittsburgh	6-3	218	34	15
14	Nelson, J.J.	WR	UAB	5-10	160	26	4
16	Sherfield, Trent	WR	Vanderbilt	6-1	205	22	R
17	Tolliver, Jalen	WR	Arkansas-Monticello	6-3	210	22	R
10	Williams, Chad	WR	Grambling State	6-1	204	24	2
<u>Quarterbacks (2)</u>							
7	Glennon, Mike	QB	N.C. State	6-6	225	29	6
3	Rosen, Josh	QB	UCLA	6-4	218	21	R

2018 ARIZONA CARDINALS HOW THEY WERE BUILT

	DRAFT	TRADES	WAIVERS	FREE AGENTS
2004	Larry Fitzgerald (1)			
2011	Patrick Peterson (1)			
2014	Deone Bucannon (1)			
2015	D.J. Humphries (1) Markus Golden (2) David Johnson (3) Rodney Gunter (4) J.J. Nelson (5b)			Jermaine Gresham Mike Iupati (SF) Corey Peters (Atl) Olsen Pierre A.Q. Shipley John Wetzell
2016	Robert Nkemdiche (1) Brandon Williams (3)	Chandler Jones (NE)		Aaron Brewer Daniel Munyer
2017	Haason Reddick (1) Budda Baker (2) Chad Williams (3) Will Holden (5a) T.J. Logan (5b) Rudy Ford (6)			Antoine Bethea Josh Byrnes Phil Dawson (SF) D.J. Foster Andy Lee Ricky Seals-Jones (R)
2018	Josh Rosen (1) Christian Kirk (2) Mason Cole (3) Chase Edmonds (4) Korey Cunningham (7)		Jeremy Cash (Cle) Darrell Daniels (Sea) Jeremy Vujnovich (Ind)	Oday Aboushi David Amerson Jonathan Anderson Thurston Armbrister Joe Barksdale Tre Boston Derrick Coleman (Atl) Vontarrius Dora Dennis Gardeck (R) Mike Glennon Zack Goldtich (R) Zane Gonzalez Colby Gossett (R) Gerald Hodges Dontae Johnson Leonard Johnson Cameron Malveaux Benson Mayowa Zach Moore Rees Odhiambo Jonathan Owens (R) John Phillips Justin Pugh (NYG) Quinten Rollins Trent Sherfield (R) Jalen Tolliver (R) Zeke Turner (R) Vincent Valentine Joe Walker

ARIZONA CARDINALS 2018 DEPTH CHART

(AS PREPARED BY TEAM'S MEDIA RELATIONS DEPARTMENT)

OFFENSE

WR	11 Larry Fitzgerald	16 Trent Sherfield	17 Jalen Tolliver	
LT	<u>79 Korey Cunningham</u>	<u>75 Zack Golditch</u>		
LG	<u>78 Colby Gossett</u>	63 Rees Odhiambo		
C	<u>64 Mason Cole</u>	62 Daniel Munyer		
RG	70 Oday Aboushi	63 Rees Odhiambo		
RT	60 Joe Barksdale	69 Will Holden		
TE	86 Ricky Seals-Jones	84 Jermaine Gresham	82 John Phillips	81 Darrell Daniels
WR	10 Chad Williams	14 J.J. Nelson		
QB	<u>3 Josh Rosen</u>	7 Mike Glennon		
RB	31 David Johnson	<u>29 Chase Edmonds</u>	22 T.J. Logan	
FB	32 Derrick Coleman			

DEFENSE

DE	44 Markus Golden	91 Benson Mayowa	94 Cameron Malveaux
DT	98 Corey Peters		
DT	95 Rodney Gunter	96 Vincent Valentine	
DE	55 Chandler Jones	56 Zach Moore	54 Vontarius Dora
SLB	43 Haason Reddick	<u>92 Dennis Gardeck</u>	45 Jonathan Anderson
MLB	51 Gerald Hodges	<u>47 Zeke Turner</u>	
WLB	20 Deone Bucannon	59 Joe Walker	
CB	21 Patrick Peterson	26 Brandon Williams	28 Dontae Johnson
CB	38 David Amerson	27 Leonard Johnson	23 Quinten Rollins
SS	36 Budda Baker	30 Rudy Ford	
FS	41 Antoine Bethea	33 Tre Boston	

SPECIALISTS

K	5 Zane Gonzalez	
P	2 Andy Lee	
LS	46 Aaron Brewer	
H	2 Andy Lee	
KR	22 T.J. Logan	26 Brandon Williams
PR	14 J.J. Nelson	22 T.J. Logan

NOTE: Rookies are underlined

PRONUNCIATIONS

Oday Aboushi	OH-day / ah-BOO-shee	Cameron Malveaux	mal-VOH
Antoine Bethea	ANN-twahn / buh-THAY	Benson Mayowa	may-OH-uh
Deone Bucannon	day-OWN	Rees Odhiambo	reece / oh-dee-AHM-bo
Darrell Daniels	duh-RELL	Haason Reddick	ha-SAHN
Dontae Johnson	don-TAY		

ARIZONA CARDINALS NUMERICAL ROSTER

No.	Name	Pos.	Ht.	Wt.	Age	NFL Exp.	College	How Acquired	2018 GP-GS-DNP-IA
2	Andy Lee	P	6-1	185	35	15	Pittsburgh	FA-17	13-0-0-0
3	Josh Rosen	QB	6-4	218	21	R	UCLA	D1-18	11-10-2-0
5	Zane Gonzalez	K	6-0	202	23	2	Arizona State	FA-18	2-0-0-0
7	Mike Glennon	QB	6-6	225	29	6	N.C. State	FA-18	0-0-10-3
10	Chad Williams	WR	6-1	204	24	2	Grambling	D3-17	8-5-0-5
11	Larry Fitzgerald	WR	6-3	218	35	15	Pittsburgh	D1-04	13-13-0-0
14	J.J. Nelson	WR	5-10	160	26	4	UAB	D5b-15	13-2-0-0
16	Trent Sherfield	WR	6-1	205	22	R	Vanderbilt	FA-18	10-1-0-3
17	Jalen Tolliver	WR	6-3	210	22	R	Arkansas-Monticello	FA-18	1-0-0-0
20	Deone Bucannon	\$LB	6-1	211	26	5	Washington State	D1-14	10-4-0-3
21	Patrick Peterson	CB	6-1	203	28	8	LSU	D1-11	13-13-0-0
22	T.J. Logan	RB	5-10	195	24	2	North Carolina	D5b-17	7-0-0-6
23	Quinten Rollins	CB	5-11	195	26	4	Miami (OH)	FA-18	0-0-0-2
26	Brandon Williams	CB	6-0	200	26	3	Texas A&M	D3-16	13-0-0-0
27	Leonard Johnson	CB	5-10	194	28	7	Iowa State	FA-18	4-1-0-0
28	Dontae Johnson	CB	6-2	200	27	5	North Carolina State	FA-18	0-0-0-2
29	Chase Edmonds	RB	5-9	205	22	R	Fordham	D4-18	13-0-0-0
30	Rudy Ford	S	6-0	204	24	2	Auburn	D6-17	10-1-0-3
31	David Johnson	RB	6-1	224	27	4	Northern Iowa	D3-15	13-13-0-0
32	Derrick Coleman	FB	6-0	233	28	5	UCLA	UFA-18 (Atl)	13-4-0-0
33	Tre Boston	S	6-1	205	26	5	North Carolina	FA-18	11-11-0-2
36	Budda Baker	S	5-10	195	22	2	Washington	D2-17	11-10-0-2
38	David Amerson	CB	6-1	205	27	6	North Carolina State	FA-18	3-2-0-0
41	Antoine Bethea	S	5-11	206	34	13	Howard	FA-17	13-13-0-0
43	Haason Reddick	LB	6-1	235	24	2	Temple	D1-17	13-9-0-0
44	Markus Golden	DE	6-3	260	27	4	Missouri	D2-15	10-10-0-3
45	Jonathan Anderson	LB	6-1	237	27	4	TCU	FA-18	0-0-0-0
46	Aaron Brewer	LS	6-5	232	28	7	San Diego State	FA-16	13-0-0-0
47	Zeke Turner	LB	6-2	214	22	R	Washington	FA-18	13-1-0-0
51	Gerald Hodges	LB	6-2	236	27	6	Penn State	FA-18	13-4-0-0
54	Vontarius Dora	DE	6-4	256	26	1	Louisiana Tech	FA-18	0-0-1-1
55	Chandler Jones	DE	6-5	265	28	7	Syracuse	TR-16 (NE)	13-13-0-0
56	Zach Moore	DE	6-6	275	28	2	Concordia-St. Paul	FA-18	13-0-0-0
59	Joe Walker	LB	6-2	236	26	3	Oregon	FA-18	11-0-0-0
60	Joe Barksdale	OL	6-5	326	29	8	LSU	FA-18	1-1-0-0
62	Daniel Munyer	OL	6-1	305	26	2	Colorado	FA-16	11-1-2-0
63	Rees Odhiambo	OL	6-4	315	26	3	Boise State	FA-18	0-0-1-0
64	Mason Cole	OL	6-5	307	22	R	Michigan	D3-18	13-13-0-0
69	Will Holden	OL	6-7	312	25	2	Vanderbilt	D5a-17	1-1-1-0
70	Oday Aboushi	OL	6-5	315	27	5	Virginia	FA-18	5-3-1-0
75	Zack Golditch	OL	6-5	295	23	R	Colorado State	FA-18	2-0-1-2
78	Colby Gossett	OL	6-5	311	23	R	Appalachian State	FA-18	2-1-0-3
79	Korey Cunningham	OL	6-6	311	23	R	Cincinnati	D7-18	4-4-2-7
81	Darrell Daniels	TE	6-3	246	24	2	Washington	WV-18 (Sea)	1-0-0-1
82	John Phillips	TE	6-5	251	31	9	Virginia	FA-18	5-2-0-0
84	Jermaine Gresham	TE	6-5	260	30	9	Oklahoma	FA-15	11-9-0-2
86	Ricky Seals-Jones	TE	6-5	243	23	2	Texas A&M	FA-17	13-5-0-0
91	Benson Mayowa	DE	6-3	265	27	6	Idaho	FA-18	13-3-0-0
92	Dennis Gardeck	LB	6-0	242	24	R	Sioux Falls	FA-18	13-0-0-0
94	Cameron Malveaux	DE	6-5	265	24	2	Houston	FA-18	1-0-0-1
95	Rodney Gunter	DT	6-5	305	26	4	Delaware State	D4-15	13-7-0-0
96	Vincent Valentine	DT	6-3	315	24	3	Nebraska	FA-18	0-0-0-0
98	Corey Peters	DT	6-3	305	30	9	Kentucky	UFA-15 (Atl)	12-12-0-1

2018 Coaching Staff

Head Coach: **Steve Wilks**

Assistants: **Al Holcomb** (Defensive Coordinator), **Byron Leftwich** (Offensive Coordinator), **Jeff Rodgers** (Special Teams Coordinator), **Chris Achuff** (Asst. Defensive Line), **Terry Allen** (Bill Bidwill Fellowship/RBs), **Ray Brown** (Offensive Line), **Alonso Escalante** (Defensive Quality Control), **Larry Foote** (Linebackers), **Kevin Garver** (Wide Receivers), **Charlie Harbison** (Asst. Defensive Backs), **Steve Heiden** (Asst. Offensive Line), **Don Johnson** (Sr. Asst./Defensive Line), **Randall McCray** (Asst. Special Teams), **David Merritt, Sr.** (Defensive Backs), **Jason Michael** (Tight Ends), **Buddy Morris** (Strength & Conditioning), **Troy Rothenbuhler** (Offensive Quality Control), **Vernon Stephens** (Asst. Strength and Conditioning), **Cameron Turner** (Offensive Asst.), **Kirby Wilson** (Running Backs)

ARIZONA CARDINALS ALPHABETICAL ROSTER

No.	Name	Pos.	Ht.	Wt.	Birthdate	NFL Exp.	College	Hometown
70	Aboushi, Oday	OL	6-5	315	6/5/1991	5	Virginia	Brooklyn, NY
38	Amerson, David	CB	6-1	205	12/8/1991	6	North Carolina State	Honolulu, HI
45	Anderson, Jonathan	LB	6-1	237	10/27/1991	4	TCU	Corpus Christi, TX
36	Baker, Budda	S	5-10	195	1/10/1996	2	Washington	Bellevue, WA
60	Barksdale, Joe	OL	6-5	326	1/4/1989	8	LSU	Detroit, MI
41	Bethea, Antoine	S	5-11	206	7/27/1984	13	Howard	Newport News, VA
33	Boston, Tre	S	6-1	205	6/25/1992	5	North Carolina	Ft. Myers, FL
46	Brewer, Aaron	LS	6-5	232	7/5/1990	7	San Diego State	Fullerton, CA
20	Bucannon, Deone	\$LB	6-1	211	8/30/1992	5	Washington State	Fairfield, CA
64	Cole, Mason	OL	6-5	307	3/28/1996	R	Michigan	Tarpon Springs, FL
32	Coleman, Derrick	FB	6-0	233	10/18/1990	5	UCLA	Fullerton, CA
79	Cunningham, Korey	OL	6-6	311	5/17/1995	R	Cincinnati	Montevallo, AL
81	Daniels, Darrell	TE	6-3	246	11/22/1994	2	Washington	Pittsburg, CA
54	Dora, Vontarius	DE	6-4	256	9/7/1992	1	Louisiana Tech	West Point, MS
29	Edmonds, Chase	RB	5-9	205	4/13/1996	R	Fordham	Harrisburg, PA
11	Fitzgerald, Larry	WR	6-3	218	8/31/1983	15	Pittsburgh	Minneapolis, MN
30	Ford, Rudy	S	6-0	204	11/1/1994	2	Auburn	Big Cove, AL
92	Gardeck, Dennis	LB	6-0	242	8/9/1994	R	Sioux Falls	Lake in the Hills, IL
7	Glennon, Mike	QB	6-6	225	12/12/1989	6	N.C. State	Fairfax County, VA
44	Golden, Markus	DE	6-3	260	3/13/1991	4	Missouri	St. Louis, MO
75	Golditch, Zack	OL	6-5	295	2/22/1995	R	Colorado State	Aurora, CO
5	Gonzalez, Zane	K	6-0	202	5/7/1995	2	Arizona State	Deer Park, TX
78	Gossett, Colby	OL	6-5	311	6/23/1995	R	Appalachian State	Cumming, GA
84	Gresham, Jermaine	TE	6-5	260	6/16/1988	9	Oklahoma	Ardmore, OK
95	Gunter, Rodney	DT	6-5	305	1/19/1992	4	Delaware State	Lake Hamilton, FL
51	Hodges, Gerald	LB	6-2	236	1/17/1991	6	Penn State	Paulsboro, NJ
69	Holden, Will	OL	6-7	312	9/14/1993	2	Vanderbilt	Green Cove Springs, FL
31	Johnson, David	RB	6-1	224	12/16/1991	4	Northern Iowa	Clinton, IA
28	Johnson, Dontae	CB	6-2	200	12/1/1991	5	North Carolina State	Plainfield, NJ
27	Johnson, Leonard	CB	5-10	194	3/30/1990	7	Iowa State	Clearwater, FL
55	Jones, Chandler	DE	6-5	265	2/27/1990	7	Syracuse	Endicott, NY
2	Lee, Andy	P	6-1	185	8/11/1982	15	Pittsburgh	Westminster, SC
22	Logan, T.J.	RB	5-10	195	9/3/1994	2	North Carolina	Greensboro, NC
94	Malveaux, Cameron	DE	6-5	265	8/22/1994	2	Houston	Beaumont, TX
91	Mayowa, Benson	DE	6-3	265	8/3/1991	6	Idaho	Inglewood, CA
56	Moore, Zach	DE	6-6	275	9/5/1990	2	Concordia-St. Paul	Chicago, IL
62	Munyer, Daniel	OL	6-1	305	3/4/1992	2	Colorado	Harbor City, CA
14	Nelson, J.J.	WR	5-10	160	4/24/1992	4	UAB	Midfield, AL
63	Odihambo, Rees	OL	6-4	315	9/23/1992	3	Boise State	Mansfield, OH
98	Peters, Corey	DT	6-3	305	6/8/1988	9	Kentucky	Louisville, KY
21	Peterson, Patrick	CB	6-1	203	7/11/1990	8	LSU	Pompano Beach, FL
82	Phillips, John	TE	6-5	251	6/11/1987	9	Virginia	Hot Springs, VA
43	Reddick, Haason	LB	6-1	235	9/22/1994	2	Temple	Camden, NJ
23	Rollins, Quinten	CB	5-11	195	7/15/1992	4	Miami (OH)	Wilmington, OH
3	Rosen, Josh	QB	6-4	218	2/10/1997	R	UCLA	Manhattan Beach, CA
86	Seals-Jones, Ricky	TE	6-5	243	3/15/1995	2	Texas A&M	Sealy, TX
16	Sherfield, Trent	WR	6-1	205	2/26/1996	R	Vanderbilt	Danville, IL
17	Tolliver, Jalen	WR	6-3	210	12/30/1995	R	Arkansas-Monticello	Rayville, LA
47	Turner, Zeke	LB	6-2	214	6/9/1996	R	Washington	Pasadena, MD
96	Valentine, Vincent	DT	6-3	315	2/23/1994	3	Nebraska	Edwardsville, IL
59	Walker, Joe	LB	6-2	236	12/11/1992	3	Oregon	Palos Verdes, CA
26	Williams, Brandon	CB	6-0	200	9/9/1992	3	Texas A&M	Brookshire, TX
10	Williams, Chad	WR	6-1	204	10/19/1994	2	Grambling State	Baton Rouge, LA

Injured Reserve

No.	Name	Pos.	Ht.	Wt.	Birthdate	NFL Exp.	College	Injury/Date Listed
58	Armbrister, Thurston	LB	6-2	239	12/25/1992	3	Miami	Hamstring/December 11
57	Bynes, Josh	LB	6-1	235	8/24/1989	7	Auburn	Thumb/November 26
52	Cash, Jeremy	LB	6-0	230	12/9/1992	3	Duke	Knee/August 14
4	Dawson, Phil	K	5-11	200	1/23/1975	20	Texas	Hip/November 26
37	Foster, D.J.	RB	6-0	195	11/22/1993	3	Arizona State	Knee/August 28
74	Humphries, D.J.	OL	6-5	307	12/28/1993	4	Florida	Knee/December 5
76	Iupati, Mike	OL	6-5	331	5/12/1987	9	Idaho	Knee/December 4
13	Kirk, Christian	WR	5-11	200	11/18/1996	R	Texas A&M	Foot/December 4
50	Martin, Gabe	LB	6-2	236	6/5/1992	3	Bowling Green	Achilles/May 2
90	Nkemdiche, Robert	DT	6-4	296	9/19/1994	3	Mississippi	Knee/December 11
42	Owens, Jonathan	S	5-11	210	7/22/1995	R	Missouri Western	Knee/June 12
72	Pierre, Olsen	DT	6-5	293	8/27/1991	2	Miami	Knee/December 4
67	Pugh, Justin	OL	6-5	311	8/15/1990	6	Syracuse	Knee/November 13
53	Shipley, A.Q.	OL	6-1	307	5/22/1986	7	Penn State	Knee/August 7
68	Vujnovich, Jeremy	OL	6-5	300	10/12/1990	3	Louisiana College	Hamstring/November 29
73	Wetzel, John	OL	6-7	328	7/18/1991	3	Boston College	Neck/November 3

Practice Squad

No.	Name	Pos.	Ht.	Wt.	Birthdate	NFL Exp.	College	Hometown
83	Braverman, Daniel	WR	5-10	185	9/28/1993	1	Western Michigan	Miami, FL
15	Dupre, Malachi	WR	6-2	196	10/12/1995	1	LSU	River Ridge, LA
71	Evans, Justin	OL	6-5	310	8/19/1995	R	South Carolina State	Florence, SC
85	Holmes, Gabe	TE	6-5	255	3/29/1991	1	Purdue	Miramar, FL
25	Jones, Chris	CB	6-0	200	8/13/1995	R	Nebraska	Jacksonville, FL
6	Kanoff, Charles	QB	6-4	219	10/6/1994	R	Princeton	Pacific Palisades, CA
39	Nichols, Deatrick	CB	5-10	189	6/8/1994	R	South Florida	Miami, FL
61	Shelton, Coleman	OL	6-4	299	7/28/1995	R	Washington	Pasadena, CA
65	Tasini, Pasoni	DT	6-3	307	5/31/1993	1	Utah	Wailuku, HI
34	Wilds, Brandon	RB	6-0	220	7/22/1993	2	South Carolina	Chapin, SC

Practice Squad/Injured Reserve

No.	Name	Pos.	Ht.	Wt.	Birthdate	NFL Exp.	College	Injury/Date Listed
66	Leonard, Rick	OL	6-7	311	11/22/1996	R	Florida State	Calf/December 4



2018 NFL STANDINGS AND SCHEDULE



	W		L	T	Div	Conf	Wk 1	Wk 2	Wk 3	Wk 4	Wk 5	Wk 6	Wk 7	Wk 8	Wk 9	Wk 10	Wk 11	Wk 12	Wk 13	Wk 14	Wk 15	Wk 16	Wk 17
NFC EAST																							
Dallas	8	5	0	4-1	7-3		at Car	NYG	at Sea	DET	at Hou	JAC	at Was	(BYE)	TEN	at Phi	at Atl	WAS	NO	PHI	at Ind	TB	at NYG
Philadelphia	6	7	0	3-2	4-6		ATL	at TB	IND	at Ten	MIN	at NYG	CAR	at Jac	(BYE)	DAL	at NO	NYG	WAS	at Dal	at LAR	HOU	at Was
Washington	6	7	0	2-3	6-5		at AZ	IND	GB	(BYE)	at NO	CAR	DAL	at NYG	ATL	at TB	HOU	at Dal	at Phi	NYG	at Jac	at Ten	PHI
NY Giants	5	8	0	1-4	4-7		JAC	at Dal	at Hou	NO	at Car	PHI	at Atl	WAS	(BYE)	at SF	TB	at Phi	CHI	at Was	TEN	at Ind	DAL
NFC NORTH																							
Chicago	9	4	0	3-1	7-2		at GB	SEA	at AZ	TB	(BYE)	at Mia	NE	NYJ	at Buf	DET	MIN	at Det	at NYG	LAR	GB	at SF	at Min
Minnesota	6	6	1	2-1-1	5-4-1		SF	at GB	BUF	at LAR	at Phi	AZ	at NYJ	NO	DET	(BYE)	at Chi	GB	at NE	at Sea	MIA	at Det	CHI
Green Bay	5	7	1	1-2-1	3-6-1		CHI	MIN	at Was	BUF	at Dal	SF	(BYE)	at LAR	SEA	at Min	CAR	at Sea	AZ	ATL	at Chi	at NYJ	Det
Detroit	5	8	0	1-3	3-7		NYJ	at SF	NE	at Dal	GB	(BYE)	at Mia	(BYE)	SEA	at Chi	CAR	CHI	LAR	at AZ	at Buf	MIN	at GB
NFC SOUTH																							
New Orleans	11	2	0	3-1	8-2		TB	CLE	at Atl	at NYG	WAS	(BYE)	at Bal	at Min	LAR	at Cin	PHI	ATL	at Dal	at TB	at Car	PIT	CAR
Carolina	6	7	0	1-2	4-5		DAL	at Atl	CIN	(BYE)	NYG	at Was	at Phi	BAL	TB	at Pit	at Det	SEA	at TB	Cle	NO	ATL	at NO
Tampa Bay	5	8	0	2-3	4-6		at NO	PHI	PIT	at Chi	(BYE)	at Atl	CLE	at Cin	at Car	WAS	at NYG	SF	CAR	NO	at Bal	at Dal	ATL
Atlanta	4	9	0	2-2	4-5		at Phi	CAR	NO	CIN	at Pit	TB	NYG	(BYE)	at Was	at Cle	DAL	at NO	BAL	at GB	AZ	at Car	at TB
NFC WEST																							
LA Rams	11	2	0	4-0	7-2		at OAK	AZ	LAC	MIN	at Sea	at Den	at SF	GB	at NO	SEA	KC	(BYE)	at Det	at Chi	PHI	at AZ	SF
Seattle	8	5	0	2-2	7-3		at Den	at Chi	DAL	at AZ	LAR	at Oak	(BYE)	at Det	LAC	at LAR	GB	at Car	SF	MIN	at SF	KC	AZ
Arizona	3	10	0	2-2	3-6		WAS	at LAR	CHI	SEA	at SE	at Min	DEN	SF	(BYE)	at KC	OAK	at LAC	at GB	DET	at Atl	LAR	at Sea
San Francisco	3	10	0	0-4	1-8		at Min	DET	at KC	at LAC	AZ	at GB	LAR	at AZ	OAK	NYG	(BYE)	at TB	at Sea	DEN	SEA	CHI	at LAR
AFC EAST																							
New England	9	4	0	3-1	6-3		Hou	at Jac	at Det	MIA	IND	KC	at Chi	at Buf	GB	at Ten	(BYE)	at NYJ	MIN	at Mia	at Pit	BUF	NYJ
Miami	7	6	0	4-1	6-4		TEN	at NYJ	OAK	at NE	at Cin	CHI	DET	at Hou	NYJ	at GB	(BYE)	at Ind	BUF	NE	at Min	JAC	at Buf
Buffalo	4	9	0	1-3	3-7		at Bal	LAC	at Min	at GB	TEN	at Hou	at Ind	NE	CHI	at NYJ	(BYE)	JAC	at Mia	NYJ	DET	at NE	MIA
NY Jets	4	9	0	1-4	3-7		at Det	MIA	at Cle	at Jac	DEN	IND	MIN	at Chi	at Mia	BUF	(BYE)	NE	at Ten	at Buf	HOU	GB	at NE
AFC NORTH																							
Pittsburgh	7	5	1	3-1-1	4-5-1		at Cle	KC	at TB	BAL	ATL	at Cin	(BYE)	CLE	at Bal	CAR	at Jac	at Den	LAC	at Oak	NE	at NO	CIN
Baltimore	7	6	0	2-3	6-4		Buf	at Cin	DEN	at Pit	at Cle	at Ten	NO	at Car	PIT	(BYE)	CIN	OAK	at Atl	at KC	TB	at LAC	CLE
Cleveland	5	7	1	2-1-1	3-5-1		PIT	at NO	NYJ	at Oak	BAL	LAC	at TB	at Pit	KC	ATL	(BYE)	at Cin	at Hou	CAR	at Den	CIN	at Bal
Cincinnati	5	8	0	1-3	3-6		at Ind	BAL	at Car	at Atl	MIA	PIT	at KC	TB	(BYE)	NO	at Bal	CLE	DEN	at LAC	OAK	at Cle	at Pit
AFC SOUTH																							
Houston	9	4	0	7-3	7-3		at NE	at Ten	NYG	at Ind	DAL	BUF	at Jac	MIA	at Den	(BYE)	at Was	TEN	CLE	IND	at NYJ	at Phi	JAC
Indianapolis	7	6	0	3-2	6-5		CIN	at Was	at Phi	HOU	at NE	at NYJ	BUF	at Oak	(BYE)	JAC	TEN	MIA	at Jac	at Hou	DAL	NYG	at Ten
Tennessee	7	6	0	3-2	5-6		at Mia	HOU	at Jac	PHI	at Buf	BAL	at LAC	(BYE)	at Dal	NE	at Ind	at Hou	NYJ	JAC	at NYG	WAS	IND
Jacksonville	4	9	0	1-4	3-7		at NYG	NE	TEN	NYJ	at KC	at Dal	HOU	PHI	(BYE)	at Ind	PIT	at Buf	IND	at Ten	WAS	at Mia	at Hou
AFC WEST																							
Kansas City	11	2	0	4-0	9-1		at LAC	at Pit	SF	at Den	JAC	at NE	CIN	DEN	at Cle	AZ	at LAR	(BYE)	at Oak	BAL	LAC	at Sea	OAK
LA Chargers	10	3	0	2-2	7-2		KC	at Buf	at LAR	SF	OAK	at Cle	TEN	(BYE)	at Sea	at Oak	DEN	AZ	at Pit	CIN	at KC	BAL	at Den
Denver	6	7	0	2-2	4-5		SEA	OAK	at Bal	at KC	at NYJ	LAR	at AZ	IND	HOU	(BYE)	at LAC	PIT	at Cin	at SF	CLE	at Oak	LAC
Oakland	3	10	0	0-4	2-7		LAR	at Den	at Mia	CLE	at LAC	SEA	(BYE)	IND	at SF	LAC	at AZ	at Bal	KC	PIT	at Cin	DEN	at KC

Bolded and Underlined Opponent - win *Italics - Tie*