



ARIZONA CARDINALS

GAME RELEASE - WEEK 17 #AZvsPHI

Mark Dalton - Sr. Vice President, Media Relations Chris Melvin - Sr. Director, Media Relations Mike Helm - Sr. Manager, Media Relations Imani Suber - Media Relations Coordinator Clint Cohen - Coordinator, Corporate & Football Communications Jocelyn Jones - Media Relations Seasonal Assistant



ARIZONA CARDINALS (3-12)

VS.

PHILADELPHIA EAGLES (11-4)

Lincoln Financial Field | December 31, 2023 | 11:00 AM



THIS WEEK'S PREVIEW

The Cardinals final road game of the 2023 season takes the team to Philadelphia for a New Year's Eve matchup against the Eagles. After serving as Philly's defensive coordinator the previous two seasons (2021-22), Jonathan Gannon will face his former team for the first time as a head coach.

Having already defeated the Steelers in Pittsburgh this season (Week 13), the Cardinals are looking to take down both teams from the Keystone State in the same season for the first time since 1994.

Sunday's game resumes one of the Cardinals oldest rivalries as it marks the team's 120th all-time regular season meeting with the Eagles in a series that dates back to 1935.

Arizona leads the all-time series 58-56-5 and the Cardinals 58 regular season wins vs. Philadelphia are more than they have against any other NFL franchise.

Sunday's game represents the 9th matchup between the teams in the last 13 seasons, with Arizona holding 5-3 advantage during that span. Two of those five wins came in Philadelphia.

The teams last met in Week 5 last season in AZ, with the Eagles coming out on top in a close affair. Arizona had a chance to tie the game in the closing seconds of regulation but a missed 43-yard FG resulted in a 20-17 win for Philadelphia.

Having hosted the Eagles the last two meetings (2020, 2022), Arizona is making its first visit to Philadelphia since 2017. The Cardinals have had success on the road in Philly of late, winning five of the last 10 on the Eagles home field.

Sunday's game marks the third meeting between Arizona QB Kyler Murray and Philadelphia QB Jalen Hurts. A pair of former Texas high school standouts, both went on to star at Oklahoma on their way to the NFL. The pair split the first two meetings, with Murray leading the Cards over the Eagles in 2020 and Hurts taking the win last season. In those two contests the duo put up a combined 1,428 total yards (1,233 passing; 195 rushing) and 11 TDs (7 passing, 4 rushing).

Following this week's game the Cardinals return home to host the Seattle Seahawks in the season finale. Still in contention for the top spot in the NFC, the Eagles travel to face the Giants in Week 18, Philly's second matchup vs. its NFC East rival over the final three weeks of the regular season.



ARIZONA CARDINALS - 2023 SCHEDULE

Table with 4 columns: Date, Opponent, Regular Season Location, AZ Time. Lists the 2023 schedule for the Arizona Cardinals.

THE HIGHLIGHTS

- Sunday's game marks the 120th all-time regular season meeting between the Cardinals and Eagles, teams who met at least once every season between 1947 and 2001. Arizona and Philadelphia met twice annually from 1970-01 as members of the NFC East.
• Sunday's game will feature two of the NFL's top long-distance kickers in AZ's Matt Prater and Philly's Jake Elliott. Prater (62) and Elliott (61) own two of the three longest FGs in the NFL this season and have combined for 16 FGs of 50+ yards in 2023. Prater leads the NFL with a career-high - and franchise single-season record - 9 FGs of 50+ yards this season.
• In his last five games played, S Jalen Thompson has 33 tackles, 3 INTs, 5 passes defended, 1.0 sack, 2 QB hits and 2 tackles for loss. Only two safeties - ATL's Jessie Bates III and BAL's Geno Stone (both with 6) - have more INTs than Thompson (4) in 2023.
• Last week at Chicago, P Blake Gillikin averaged 52.2 yards on six punts. It marked the 8th time in 11 games played this season that Gillikin averaged 50.0+ yards per punt. His 77-yard punt in the 3rd quarter was the longest for a Cardinals player since Mike Wood had an 81-yarder at NY Giants in 1978.
• After hauling in one reception for two yards in his first nine games played in 2023, WR Greg Dortch has 14 catches for 182 yards and two TDs over his last five games. Last week in Chicago, Dortch had a career-long 38-yard TD reception in the fourth quarter (previous long TD was 6 yards).
• Arizona's current active roster features 13 rookies. Only Tennessee (14) has more. The Cards have had an NFL-high 11 different rookies start at least one game in 2023. Arizona's rookie class has combined for 129 games played, 55 starts, 6 TDs, 58 receptions, 655 receiving yards, 284 rushing yards, 180 tackles, 7.5 sacks, 14 tackles for loss, 10 passes defended and 1 INT.

GAME RELEASE INDEX

Table with 2 columns: Page, Contents. Lists the page numbers for various game release content.

BROADCAST INFORMATION



Television: FOX / Play-By-Play: Joe Davis Analyst: Daryl Johnston Sideline: Pam Oliver
National Radio: Compass Media / Play-By-Play: Chris Carrino Analyst: Brian Baldinger
Cardinals Radio: Arizona Sports 98.7 FM / Play-By-Play: Dave Pasch Analyst: Ron Wolfley Sideline: Paul Calvisi
Cardinals Spanish Radio: La Indiscreta 106.7 FM / Play-By-Play: Luis Hernandez Analyst: Jose Romero



GANNON FACES EAGLES AS AZ'S HEAD GUY

Jonathan Gannon is in his first season as the Cardinals head coach after spending two highly-successful seasons (2021-22) as the Eagles defensive coordinator.

Under Gannon, the Eagles boasted a top-10 defense in each of the past two seasons, ranking 2nd in total defense in 2022 (301.5 ypg) and 10th in the NFL in 2021 (328.8 ypg). Last season the Eagles also featured the NFL's top-ranked pass defense (179.8 ypg) and the league's 8th ranked scoring defense (20.2 ppg).

Philadelphia played in Super Bowl LVII at State Farm Stadium after finishing the regular season as the #1 seed in the NFC with a 14-3 record. The Eagles made the postseason in each year Gannon was the defensive coordinator.



MORE HIGHLIGHTS FROM PHILADELPHIA

• **In 2022 under Gannon, the Eagles easily led the NFL with a franchise single-season record 70 sacks in the regular season. No other team in the NFL had more than 55.**

• **Philadelphia's 70 sacks in 2022 were the most by any team in a single season since the 1989 Minnesota Vikings (71). Combined with their eight sacks in the postseason, the Eagles 78 total sacks in 2022 were the third-most in NFL history behind only the 1984 (82 sacks) and 1985 Chicago Bears (80 sacks).**

• Since individual sacks became an official stat in 1982, Philadelphia became the first team ever to have four different players with 10.0+ sacks in a single season when they did so in 2022: Haason Reddick (16.0), Brandon Graham (11.0), Javon Hargrave (11.0) and Josh Sweat (11.0).

• **Between 2021-22, the Eagles defense led the NFL with 99 sacks, ranked 3rd in total defense (315.1 ypg), 3rd in pass defense (200.4 ypg), 6th in tackles for loss (168), tied for 4th in total return TDs (7) and interception return TDs (4) and tied for 10th in interceptions (29).**

• In his first season with the Eagles in 2021, directed the NFL's 10th-ranked defense (328.8 ypg). Philadelphia had the 2nd-most defensive TDs (5) and allowed the 5th-fewest explosive plays (117) in the league, also finished 9th in opponent rushing yards per game (107.9) and opponent three-and-out percentage (33.1%).

PHILLY "D" ONE OF NFL'S BEST UNDER GANNON

One of the main factors in the Eagles reaching the Super Bowl in 2022 was the performance of the team's defense under Gannon. A look at some of Philly's defensive rankings in 2022:

Eagles Defensive Rankings in 2022 (Regular Season)

| Statistic | Total | NFL Rnk |
|-----------------------------------|-------|-------------------|
| Sacks | 70 | 1 st |
| Tackles for Loss | 97 | 1 st |
| Yards Allowed/Play | 4.78 | 1 st |
| Passing Yards Allowed/Game | 179.8 | 1 st |
| Passing Yards Allowed/Play | 5.50 | 1 st |
| Yards Allowed/Game | 301.5 | 2 nd |
| Opponent Passer Rating | 81.6 | 3 rd |
| INT Return Touchdowns | 2 | t-3 rd |
| Games Allowing 20 Points or Fewer | 11 | t-3 rd |
| Takeaways | 27 | t-4 th |
| Interceptions | 17 | t-4 th |
| Forced Fumbles | 15 | t-4 th |
| Passes Defensed | 85 | t-4 th |
| Points Allowed/Game | 20.2 | t-7 th |

THE GANNON SIRIANNI CONNECTION

Prior to becoming the Cardinals head coach in 2023, Gannon spent the previous five years (2018-22) coaching alongside Eagles head coach Nick Sirianni.

The two first coached together when they were hired to Frank Reich's staff in Indianapolis in 2018. They spent three seasons (2018-20) together in Indy, with Sirianni serving as the offensive coordinator and Gannon as the defensive backs/CBs coach.

When Sirianni was hired as the head coach in Philadelphia in 2021, he brought Gannon to the Eagles to serve as his defensive coordinator.

RALLIS JOINS GANNON FROM PHILLY TO AZ

When Jonathan Gannon was hired by the Cardinals in February, one of his first hires was defensive coordinator Nick Rallis.

Rallis served as the Eagles LBs coach for two seasons (2021-22) under Gannon and Nick Sirianni.

With Philadelphia last season, Rallis helped LB T.J. Edwards to a career season as he finished with 159 tackles, 2.0 sacks, seven passes defensed, 10 tackles for loss and a fumble recovery. His 159 tackles ranked 7th in the NFL in 2022 and represented the highest single-season total for an Eagles defender since Byron Evans (175) in 1992. Current Cardinals LB Kyzir White had 110 tackles to go along with 1.5 sacks, seven passes defensed and five QB pressures last season.



CARDS VS. EAGLES - AN 87 YEAR OLD RIVALRY

This week's game between the Cardinals and Eagles marks the 120th all-time regular season meeting between the two teams. The Cards lead the series 58-56-5.

Arizona and Philadelphia have also met three times in the postseason - including in title games in 1947 and 1948 - with the Cardinals holding a 2-1 edge in those three matchups.

The rivalry dates back to 1935, when the Cardinals defeated the Eagles 12-3 in front of 6,000 fans at Wrigley Field in Chicago in the first-ever meeting between the teams.



The Cardinals and Eagles met at least once every season between 1947 and 2001, including twice annually from 1970-01 as members of the NFC East.

The Cardinals 58 regular season wins vs. Philadelphia are more than they have against any other NFL franchise.

CARDS-EAGLES ALL-TIME SERIES OVERVIEW

- Overall Regular Season Series: 58-56-5
- Overall Postseason Series: 2-1
- Cardinals on the road at PHI: 27-30-3
- First Meeting: 11/10/35 vs. PHI, W, 12-3
- Last Meeting: 10/9/22 vs. PHI, L, 17-20
- Cardinals Last Road Win: 12/20/15 @ PHI, W, 40-17

MURRAY AND HURTS - ROUND 3

Sunday's game between the Cardinals and Eagles will be the third meeting between Arizona QB Kyler Murray and Philadelphia QB Jalen Hurts.



Both former Oklahoma signal-callers, Murray and Hurts first faced each other in Week 15 of 2020 when Murray led the Cardinals to a 33-26 victory in Hurts' second NFL start. **The game was a shootout in which the two combined for 836 total yards and 8 TDs.**

Most recently, they faced each other in Week 5 last season when the Eagles earned a narrow 20-17 win at State Farm Stadium when the Cardinals missed a 43-yard FG to tie the game with 20 seconds remaining.

A look at the stats for Murray and Hurts in those two meetings:

Murray and Hurts Stats In Two Meetings

| Player | Com/Att | Pct | Yds | TD | Rate | Rush | Yds | TD |
|--------|---------|------|-----|----|-------|------|-----|----|
| Murray | 55/78 | 70.5 | 656 | 4 | 102.3 | 12 | 71 | 1 |
| Hurts | 50/80 | 62.5 | 577 | 3 | 96.7 | 26 | 124 | 3 |

MURRAY AND HURTS TAKE SIMILAR PATHS TO NFL

Both QBs played high school football in Texas. Murray led Allen High School (near Dallas) to a perfect 43-0 record and earned National Player of the Year honors from Gatorade, Parade and USA Today. Hurts was ESPN's top-ranked dual-threat QB in the state at Channelview High School (near Houston).



After beginning their college careers elsewhere, both had breakout campaigns at Oklahoma before entering the NFL draft in back-to-back seasons. In 2018, Murray won the Heisman Trophy before being selected #1 overall by the Cardinals. In 2019, Hurts finished as the runner-up for the Heisman Trophy and was then taken in the second round (53rd overall) by Philadelphia in the 2020 NFL Draft.

MURRAY LOOKS TO IMPROVE TO 5-1 VS. FELLOW SOONER QBs

Murray is a combined 4-1 against former Oklahoma QBs Baker Mayfield (3-0) and Jalen Hurts (1-1) during his NFL career.

Murray inherited his starting job at Oklahoma in 2018 following the departure of Mayfield. He passed the starting job to Hurts after leaving for the NFL in 2019.

Murray's Career Games vs. Mayfield and Hurts

| Opponent (QB) | Com/Att | Pct | Yds | TD | Rate | Rush | Yds | TD |
|--------------------------|----------------|-------------|--------------|-----------|--------------|-----------|------------|----------|
| vs. Phi, 2022 (Hurts) | 28/42 | 66.7 | 250 | 1 | 80.5 | 4 | 42 | 0 |
| vs. Car, 2022 (Mayfield) | 23/32 | 71.9 | 207 | 2 | 96.7 | 12 | 26 | 1 |
| vs. Cle, 2021 (Mayfield) | 20/30 | 66.7 | 229 | 4 | 129.0 | 7 | 6 | 0 |
| vs. Phi, 2020 (Hurts) | 27/36 | 75.0 | 406 | 3 | 127.8 | 8 | 29 | 1 |
| vs. Cle, 2019 (Mayfield) | 19/25 | 76.0 | 219 | 1 | 98.6 | 8 | 56 | 0 |
| Totals | 117/165 | 70.9 | 1,311 | 11 | 106.4 | 39 | 159 | 2 |

2023 SEASON STATISTICS

| Statistic | AZ | Rank | PHI | Rank |
|----------------------------|--------|------|--------|------|
| Points Scored/Game | 18.3 | 26 | 26.1 | 7 |
| Points Allowed/Game | 26.9 | 31 | 24.4 | 25 |
| TDs Scored | 30 | 25 | 44 | 7 |
| TDs Allowed | 48 | 31 | 44 | 28 |
| Rushing TDs | 15 | t-8 | 22 | 5 |
| Passing TDs | 14 | t-26 | 20 | t-17 |
| Return TDs | 1 | t-21 | 2 | t-10 |
| Rushing TDs Allowed | 19 | 28 | 10 | t-7 |
| Passing TDs Allowed | 27 | t-28 | 31 | 31 |
| Return TDs Allowed | 2 | t-14 | 3 | t-23 |
| Sacked/Yards Lost | 40/280 | 22 | 34/196 | 10 |
| Fumbles/Lost | 20/6 | t-8 | 20/10 | t-20 |
| Field Goals Made | 24/27 | t-19 | 28/30 | t-10 |
| Total Yards/Game | 306.3 | 24 | 363.3 | 8 |
| Opp. Total Yards/Game | 363.0 | 27 | 346.0 | 20 |
| Rushing Yards/Game | 129.2 | 9 | 131.1 | 6 |
| Opp. Rushing Yards/Game | 147.0 | 32 | 95.2 | 8 |
| Passing Yards/Game | 177.1 | 29 | 232.3 | 14 |
| Opp. Passing Yards/Game | 216.0 | 12 | 250.8 | 27 |
| Turnover Differential | -1 | t-17 | -7 | t-26 |
| Average Time of Possession | 28:09 | 30 | 31:39 | 5 |

CARDINALS-EAGLES CONNECTIONS

EAGLES CONNECTIONS

Cardinals WR **Zach Pascal** spent the 2022 season with the Eagles, appearing in all 17 regular season games (two starts) and totaling 15 receptions for 150 yards and a TD. Pascal also appeared in all three postseason contests (one start) and had three receptions for 15 yards.

Cardinals S **Andre Chachere** played two seasons with the Eagles (2021-22), appearing in 23 games (one start) with 12 tackles and one tackle for loss to go along with eight special teams tackles.

Cardinals Senior Vice President of Media Relations **Mark Dalton** is a West Chester, PA native and Temple University graduate. He was a member of the Eagles public relations staff from 1991-94.

Cardinals Director of Player Personnel **Dru Grigson** was a volunteer scout for the Eagles from 2005-06.

Cardinals Senior Vice President, Business Development **Steve Ryan** was the Director of Corporate Sales for the Eagles for six seasons (1998-2003).

Mark Whipple, the father of Cardinals Co-Pass Game Coordinator **Spencer Whipple**, was an offensive assistant for the Eagles in 2008.

CARDINALS CONNECTIONS

Eagles LB **Haason Reddick** was a first round selection (13th overall) of the Cardinals in the 2017 Draft and appeared in 64 games (31 starts) with Arizona. In four seasons (2017-20), he amassed 250 tackles, 20.0 sacks, 15 passes defensed, 32 QB hits, 33 tackles for loss, nine forced fumbles and one fumble recovery.

Eagles TEs coach **Jason Michael** served in the same position with the Cardinals in 2018.

PHILADELPHIA/PENNSYLVANIA CONNECTIONS

Cardinals LB **Tyreek Maddox-Williams** is a native of Philadelphia, PA and spent time with the Eagles during the 2023 preseason.

Cardinals LB **Jesse Luketa** played high school football at Mercyhurst Prep (Erie, PA) after moving from his native Ontario, Canada. He then went on to play at Penn State for four seasons (2018-21).

Cardinals WR **Dan Chisena** is a native of Paoli, PA, located just 25 northwest of Philadelphia. He attended Downingtown (PA) East High School where he starred in football while winning three state titles in track & field. Chisena then went on to attend Penn State, where he ran track before playing football for two seasons (2018-19).

ARIZONA CONNECTIONS

Eagles Defensive Quality Control coach **Mike DiAngelo** spent six seasons at the University of Arizona, where he served as a defensive analyst (2016-18) and defensive graduate assistant (2013-15).

COLLEGE/PRO CONNECTIONS

Cardinals Head Coach **Jonathan Gannon** (2018-20) and OL Coach **Klayton Adams** (2019-22) coached with Eagles Passing Game Coordinator/Associate Head Coach **Kevin Patullo** (2018-20), TEs coach **Jason Michael** (2019-20), and Senior Offensive Assistant **Marcus Brady** (2018-22) while with the Colts.

Eagles Head Coach **Nick Sirianni** and Passing Game Coordinator/Associate Head Coach **Kevin Patullo** coached Cardinals WR **Zach Pascal** for three seasons in Indianapolis when Sirianni served as offensive coordinator and Patullo coached receivers.

Cardinals General Manager **Monti Ossenfort** (2003, 2006-19) and Eagles Senior Defensive Assistant **Matt Patricia** (2004-17, 2021-22) worked together in New England.

Eagles RB **Rashaad Penny** played with Cardinals S **Joey Blount** and LB **Tyreek Smith** in 2022 with the Seahawks.

Cardinals DL **Jonathan Ledbetter** (2015-18) played with Eagles RB **D'Andre Swift** (2017-19) and Eagles DT **Jordan Davis** (2018-21) at Georgia.

HEISMAN-LEVEL TALENTS

Of the nine active NFL players who are former Heisman Trophy winners, three are on the Cardinals and Eagles rosters: Arizona QB **Kyler Murray** and Philadelphia WR **DeVonta Smith** and QB **Marcus Mariota**.

Murray won the Heisman in 2018 following a record-breaking season at Oklahoma when he led the nation in total yards (5,362), points responsible for (324), yards/completion (16.8) and yards/pass attempt (single-season FBS record 11.6). Murray was drafted by the Cardinals #1 overall in 2019.

Smith took home the Heisman in 2020, becoming the first WR to win the coveted award since Desmond Howard in 1991. Smith led the nation with 117 receptions, 1,856 receiving yards, and 23 receiving TDs for Alabama that season. He was drafted #10 overall by Philadelphia in 2021.

Mariota was the 2014 Heisman winner as a junior, becoming the first University of Oregon player, and first Hawaiian-born athlete, to earn the honor. He was drafted by Tennessee #2 overall in 2015.

Heisman Trophy Winners Active in the NFL

| Player | Heisman | Team |
|-------------------|---------|--------------|
| QB Bryce Young | 2021 | Carolina |
| WR DeVonta Smith | 2020 | Philadelphia |
| QB Joe Burrow | 2019 | Cincinnati |
| QB Kyler Murray | 2018 | Arizona |
| QB Baker Mayfield | 2017 | Tampa Bay |
| QB Lamar Jackson | 2016 | Baltimore |
| RB Derrick Henry | 2015 | Tennessee |
| QB Marcus Mariota | 2014 | Philadelphia |
| QB Jameis Winston | 2013 | New Orleans |



LONG DISTANCE SPECIALISTS

Sunday's game in Philadelphia will feature two of the NFL's top long-distance kickers in Arizona's **Matt Prater** and Philly's **Jake Elliott**.

The duo own the two of the three longest FGs in NFL in 2023.

NFL Leaders - Longest Made Field Goal (2023)

| Rnk | Player (Team) | Dist | Opponent |
|-----|---------------------------|------|---------------|
| 1 | Matt Prater (AZ) | 62 | 9/24 vs. Dal |
| 2t | Jake Elliott (Phi) | 61 | 9/14 vs. Min |
| 2t | Joey Slye (Was) | 61 | 10/29 vs. Phi |
| 4t | Brandon Aubrey (Dal) | 60 | 12/10 vs. Phi |
| 4t | Harrison Butker (KC) | 60 | 10/12 vs. Den |

Both Prater (9) and Elliott (7) are among the NFL leaders in made FGs of 50+ yards this season.

Field Goals Made of 50+ Yards (2023)

| Rnk | Player (Team) | 50+ |
|-----|---------------------------|-----|
| 1 | Matt Prater (AZ) | 9 |
| 2t | Brandon Aubrey (Dal) | 8 |
| 2t | Dustin Hopkins (Cle) | 8 |
| 4t | Jake Elliott (Phi) | 7 |
| 4t | Matt Gay (Ind) | 7 |
| 4t | Evan McPherson (Cin) | 7 |



SUPER SAFETIES

Two of the NFL's most decorated safeties will be prowling the secondary on Sunday: Arizona's **Budda Baker** and Philadelphia's **Kevin Byard**.

Baker was the Cardinals 2nd round pick (36th overall) in the 2017 Draft while Byard was selected in the 3rd round (64th overall) by Tennessee. The duo have combined for:

- 7 - Pro Bowl selections
- 4 - 1st-Team All Pro selections
- 1,415 - Total Tackles
- 35 - Interceptions
- 100 - Passes Defensed
- 50 - Tackles for Loss
- 11.5 - Sacks
- 9 - Forced Fumbles
- 9 - Fumble Recoveries



Dating back to 2017 - Baker's rookie season - they rank #1 and #2 in tackles among all NFL DBs.

NFL Leaders - Total Tackles by a DB (2017-23)

| Rnk | Player (Team) | Tackles | Solo |
|-----|--------------------------|---------|------|
| 1 | Budda Baker (AZ) | 705 | 502 |
| 2 | Kevin Byard (Phi) | 659 | 448 |
| 3 | Jordan Poyer (Buf) | 653 | 449 |
| 4 | Harrison Smith (Min) | 620 | 450 |
| 5 | Vonn Bell (Car) | 602 | 404 |

BY THE NUMBERS

58

Regular season wins for the Cardinals in their all-time series against the Eagles, which dates back to 1935. Arizona has more wins against Philadelphia than any other NFL franchise.

1,428

Combined yards (1,233 passing; 195 rushing) put up by Cardinals QB Kyle Murray and Eagles QB Jalen Hurts in their first two meetings. The duo also combined for 11 total TDs (7 passing, 4 rushing).

26.24

Average age of the players on the Cardinals current roster. Only Green Bay (25.68) and Indianapolis (26.17) have younger rosters than Arizona. Of the 53 players on the Cardinals current roster, 22 are either rookies, first year or second year players.

13

Rookies on the Cardinals current active roster. Only Tennessee (14) has more. So far this season, Arizona's rookie class has combined for 129 games played, 55 starts, 6 TDs, 58 receptions, 655 receiving yards, 284 rushing yards, 180 tackles, 7.5 sacks, 14 tackles for loss, 10 passes defended, a fumble recovery and 1 INT.

55

Distance - in yards - of Matt Prater's third quarter FG at Chicago last week. It was his 80th career FG of 50+ yards, extending his NFL record. Prater now has 22 more FGs of 50+ than any other player in NFL history.

9

FGs of 50+ yards for Prater this season. In addition to representing a franchise single-season record, it is also tied for the fifth-best single-season total in NFL history.

129.2

Rushing yards per game for the Cardinals in 2023. Arizona ranks 9th in the NFL in rushing this season.

4.93

Rushing average for the Cardinals in 2023 (393 carries for 1,938 yards). Arizona ranks third in the NFL in yards per carry this season.

5

Players who have rushed for 150+ yards for the Cardinals this season: RB James Conner (762), RB Emari Demercado (284), QB Joshua Dobbs (258), QB Kyle Murray (187) and WR Rondale Moore (165). Arizona is the only team in the NFL this season to have at least five players with 150+ rushing yards.

15,153

Career passing yards for QB Kyle Murray, who surpassed 15,000 last week at Chicago - at 26 years, 139 days old. In NFL history, only Josh Allen (26 years, 127 days) reached 15,000 passing yards and 2,000 rushing yards at a younger age.

72

Receptions for TE Trey McBride in 2023. That is a franchise single-season record for receptions by a TE, easily surpassing the previous mark of 56 (Zach Ertz in 2021 and Jackie Smith in 1967).

743

Receiving yards for McBride in 2023. He joins Hall of Famer Jackie Smith (3x) as the only TEs in franchise history with 700+ receiving yards in a season.

57

Receptions for McBride dating back to Week 8. That is tied with Jacksonville's Evan Engram for the most among NFL TEs during that span.

4

INTs for Cardinals S Jalen Thompson in 2023, a career high. Three of the four have come in his last five games played. Only two safeties have more INTs than Thompson this season: Jessie Bates III and Geno Stone (both with 6).

32

TDs for RB James Conner in 39 games with Arizona (27 rushing; 5 receiving). In franchise history, only RB David Johnson (39) had more TDs in his first 39 games with the team.

868

Scrimmage yards for Conner in 2023 (762 rushing; 106 receiving). With 132 scrimmage yards, Conner would reach 1,000 scrimmage yards for the third straight season with the Cardinals. He reached the milestone once in four seasons with the Steelers (2018).

50.6

Punting average for Blake Gillikin this season. That ranks fourth in the NFL. Gillikin has averaged 50.0+ yards per punt in eight of 11 games played in 2023. Only TB's Jake Camarda (10), TEN's Ryan Stonehouse (9) and DAL's Bryan Anger (9) have more games averaging 50.0+ yards per punt than Gillikin.

77

Distance of Gillikin's career-long punt last week in Chicago. It was one of just four punts this season of 77+ yards. It was also the longest for a Cardinals player since Mike Wood had an 81-yard punt at NY Giants in 1978.

WHAT TO LOOK FOR IN WEEK 17

WITH A WIN...

- Arizona would improve to 4-2 in its last six games vs. the Eagles.
- Arizona would earn its 28th regular season win at Philadelphia. The Cardinals already have more road wins against the Eagles (27) than they have against any other opponent.

MILESTONES WITHIN REACH

TE Trey McBride

- With 57 receiving yards, McBride would join Hall of Famer Jackie Smith (2x) as the only TEs in franchise history with 800+ receiving yards in a season. Smith had 1,205 yards in 1967 and 810 in 1966.
- With 100+ receiving yards, McBride (3) would join Smith (4 in 1967; 3 in 1970 and 3 in 1966) as the only TEs in franchise history with at least three 100-yard receiving performances in a single season.
- With 10+ receptions, McBride would have three games of double-digit catches in 2023. Only one TE in NFL history (Zach Ertz - 5 in 2018) would have more such outings in a single season.

RB James Conner

- With a rushing TD, Conner (50) would join Derrick Henry (89), Ezekiel Elliott (70), Latavius Murray (59), Melvin Gordon III (55), Alvin Kamara (54), Christian McCaffrey (51) and Josh Allen (51) as the only active players with 50+ career rushing TDs.
- With 38 rushing yards, Conner would reach 800+ rushing yards in a season for just the second time in his career (973 in 2018).
- With 100+ rushing yards, Conner would be the first Cardinals player with at least three 100-yard outings in a season since Kenyan Drake (3) in 2019.
- With 132 scrimmage yards, Conner would reach 1,000 scrimmage yards in 2023. It would mark his third straight season of 1,000+ scrimmage yards with the Cardinals, after reaching the milestone once in four seasons with the Steelers (2018).

QB Kyle Murray

- With a rushing TD, Murray would have 27 career rushing TDs. That would tie James Conner, Elmer Angsman and Johnny Roland for sixth place on the franchise all-time list for career rushing TDs.

K Matt Prater

- With a FG of 50+ yards, Prater would have 10 FGs of 50+ in 2023. Only one player in NFL history - Daniel Carlson (11 in 2022) - would have more FGs of 50+ in a single season.

NFL WEEK 17 SCHEDULE

Thursday, December 28

New York Jets at Cleveland Browns - 6:15 PM (Prime Video)

Saturday, December 30

Detroit Lions at Dallas Cowboys - 6:15 PM (ESPN, ABC)

Sunday, December 31

Miami Dolphins at Baltimore Ravens - 11:00 AM (CBS)
New England Patriots at Buffalo Bills - 11:00 AM (CBS)
Atlanta Falcons at Chicago Bears - 11:00 AM (CBS)
Tennessee Titans at Houston Texans - 11:00 AM (FOX)
Las Vegas Raiders at Indianapolis Colts - 11:00 AM (CBS)
Carolina Panthers at Jacksonville Jaguars - 11:00 AM (CBS)
Los Angeles Rams at New York Giants - 11:00 AM (FOX)
Arizona Cardinals at Philadelphia Eagles - 11:00 AM (FOX)
New Orleans Saints at Tampa Bay Buccaneers - 11:00 AM (FOX)
San Francisco 49ers at Washington Commanders - 11:00 AM (FOX)
Pittsburgh Steelers at Seattle Seahawks - 2:05 PM (FOX)
Los Angeles Chargers at Denver Broncos - 2:25 PM (CBS)
Cincinnati Bengals at Kansas City Chiefs - 2:25 PM (CBS)
Green Bay Packers at Minnesota Vikings - 6:20 PM (NBC)


KEEPING UP WITH THE CARDINALS

Media covering the Cardinals are strongly encouraged to utilize the team's media site on NFL Online Media Guide (www.NFLOMG.com).

The all-encompassing media resource is updated continuously and includes the following and more:

- Traditional media guide information
- Both Cardinals and opponent game releases
- Player bios updated in real-time.
- Official league statistics from NFL GSIS
- Tweet-ready charts and stat grids
- Customizable in-game reports
- Final game books and statistics
- Records and milestones tracked live
- Postgame quotes

Media members without an account can contact the Cardinals Media Relations Department to gain access to the site.



HIGHLIGHTS FROM THE 2023 SEASON

CARDINALS #9 RANKED RUSHING ATTACK

Arizona features one of the NFL's top rushing attacks in 2023. The Cardinals have rushed for 1,938 yards and 15 TDs on 393 carries (4.9 avg.) this season.

The Cardinals 129.2 rushing yards per game average ranks ninth in the NFL, their 4.93 rushing average ranks third and their 15 rushing TDs are tied for eighth.

2023 NFL RUSHING LEADERS (TEAM)

| Rushing Yards/Game | | |
|--------------------|----------------|--------------|
| Rnk | Team | Yds |
| 1 | Baltimore | 159.7 |
| 2 | Chicago | 142.1 |
| 3 | Detroit | 141.1 |
| 4 | San Francisco | 138.7 |
| 5 | Miami | 136.4 |
| 6 | Philadelphia | 131.1 |
| 7 | Buffalo | 130.5 |
| 8 | Atlanta | 129.8 |
| 9 | Arizona | 129.2 |
| 10 | L.A. Rams | 122.1 |



Rushing Touchdowns

| Rnk | Team | TDs |
|-----|----------------|-----------|
| 1 | Miami | 26 |
| 2t | Detroit | 24 |
| 2t | Baltimore | 24 |
| 2t | San Francisco | 24 |
| 5 | Philadelphia | 22 |
| 6 | Buffalo | 20 |
| 7 | Indianapolis | 17 |
| 8t | Arizona | 15 |
| 8t | Jacksonville | 15 |
| 10t | 4 teams tied | 14 |

Rushing Yards/Attempt

| Rnk | Team | Avg. |
|-----|----------------|-------------|
| 1 | Miami | 4.98 |
| 2 | Baltimore | 4.95 |
| 3 | Arizona | 4.93 |
| 4 | San Francisco | 4.83 |
| 5 | Detroit | 4.74 |
| 6 | Chicago | 4.52 |
| 7 | Washington | 4.51 |
| 8 | Buffalo | 4.46 |
| 9 | L.A. Rams | 4.38 |
| 10 | Green Bay | 4.28 |

NFL-HIGH FIVE WITH 150+ RUSHING YARDS

Arizona has had five players rush for 150+ yards in 2023:

| Player | Yards |
|--------------------|-------|
| RB James Conner | 762 |
| RB Emari Demercado | 284 |
| QB Joshua Dobbs | 258 |
| QB Kyle Murray | 187 |
| WR Rondale Moore | 165 |



Arizona is the only team in the NFL this season to have at least five players with 150+ rushing yards.

The 2023 campaign marks the first time in franchise history Arizona has had a QB, RB and WR each with 150+ rushing yards in a season.

The 2023 season marks just the seventh time in franchise history Arizona has had at least five players with 150+ rushing yards in a single season. It is the first time the Cardinals have accomplished the feat since 1968 (5).

10 GAMES WITH 120+ RUSHING YARDS IN 2023

Arizona has 10 games this season with 120+ rushing yards. Only Baltimore (12) and San Francisco (11) have more such outings this season.

2023 NFL Leaders Games w/ 120+ Rushing Yards (Team)

| Rnk | Team | Gms |
|-----|----------------|-----------|
| 1 | Baltimore | 12 |
| 2 | San Francisco | 11 |
| 3t | Arizona | 10 |
| 3t | Chicago | 10 |
| 5 | Detroit | 9 |
| 6t | Indianapolis | 8 |
| 6t | L.A. Rams | 8 |
| 6t | Miami | 8 |



The franchise record for games with 120+ rushing yards in a season is 11, which the Cardinals accomplished four times: 2020, 1979, 1976 and 1960.

Arizona has averaged 4.0+ rushing yards in a game 12 times this season. That is tied for the most such outings in the NFL in 2023.

2023 NFL Leaders - Games w/ 4.0+ Rushing Avg. (Team)

| Rnk | Team | Gms |
|-----|----------------|-----------|
| 1t | Arizona | 12 |
| 1t | San Francisco | 12 |
| 3t | Baltimore | 11 |
| 3t | Chicago | 11 |
| 5t | 6 teams tied | 10 |

BIG GAINS IN THE RUN GAME

The Cardinals have 17 runs of 20+ yards so far in 2023. Only Baltimore (19) has more.

Arizona's 17 runs of 20+ yards in 2023 are nearly equal to the team's total in the previous two seasons (2021-22) combined (19).

Arizona is tied for fourth in the NFL with 55 runs of 10+ yards this season.

2023 NFL RUSHING LEADERS (TEAM)

| Runs of 20+ Yards | | |
|-------------------|----------------|-----------|
| Rnk | Team | 20+ |
| 1 | Baltimore | 19 |
| 2 | Arizona | 17 |
| 3 | Miami | 15 |
| 4 | Detroit | 14 |
| 5 | Green Bay | 12 |



Arizona has had six different players with at least one run of 20+ yards this season.

Runs of 10+ Yards

| Rnk | Team | 10+ |
|-----|----------------|-----------|
| 1 | Chicago | 69 |
| 2t | Baltimore | 64 |
| 2t | San Francisco | 64 |
| 4t | Arizona | 55 |
| 4t | Atlanta | 55 |
| 4t | Detroit | 55 |
| 4t | Miami | 55 |

| Player | 20+ |
|--------------------|-----|
| RB James Conner | 7 |
| QB Joshua Dobbs | 5* |
| WR Rondale Moore | 2 |
| QB Kyle Murray | 1 |
| WR Marquise Brown | 1 |
| RB Emari Demercado | 1 |

*Total during time w/ Arizona

2023 RUSHING HIGHLIGHTS

RUNNING IT UP ON THE 49ERS IN WEEK 15

In Week 15, the Cardinals rushed for a season high 234 yards and two TDs on 30 carries (7.8 avg.) vs. San Francisco's then #1 ranked run defense.

Arizona became the first team to rush for 200+ yards against the 49ers since the Cowboys ran for 265 yards on 43 attempts on 10/22/17.

San Francisco had gone 104 consecutive games without allowing 200+ rushing yards. It was the second-longest active streak in the NFL behind Baltimore (106).

Of the five games this season in which the 49ers allowed 100+ rushing yards, two have come vs. AZ

Most Rushing Yards Allowed By SF in 2023 (Game)

| Yards | Opponent | Att | Avg |
|-------|----------------------|-----|------|
| 234 | 12/17 @ Arizona | 30 | 7.80 |
| 160 | 10/15 @ Cleveland | 34 | 4.71 |
| 134 | 10/29 vs. Cincinnati | 27 | 4.96 |
| 105 | 10/1 vs. Arizona | 25 | 4.20 |
| 102 | 12/25 vs. Baltimore | 26 | 3.92 |
| 89 | 9/17 @ L.A. Rams | 22 | 4.05 |



RUSHING HIGHLIGHTS VS. HIGHLY RANKED RUN DEFENSES IN 2023

WEEK 11 AT HOUSTON

Facing a Texans team that featured the NFL's #8 ranked run defense, the Cardinals piled up 123 yards and a TD on just 25 carries (4.9 avg.). Arizona had five runs of 10+ yards in the contest.

WEEK 10 VS. ATLANTA

The Cardinals finished with 122 rushing yards and two TDs on 26 carries (4.7 avg.). Arizona had two rushing TDs against a Falcons defense that entered the contest having allowed an NFL low two rushing TDs all season.

WEEK 8 VS. BALTIMORE

Facing the NFL's #9 ranked run defense, Arizona rushed for 129 yards and a TD on 32 carries (4.0 avg.).

WEEK 7 AT SEATTLE

Facing the NFL's then #5 ranked run defense, Arizona rushed for 127 yards and a TD on 25 carries (5.1 avg.).

WEEK 6 AT L.A. RAMS

The Cardinals rushed for 130 yards on 30 attempts (4.3 avg.) and QB Joshua Dobbs had runs of 24 and 20 yards.

WEEK 4 AT SAN FRANCISCO

Facing a Niners defense allowing just 53.0 rushing yards per game, AZ rushed for 105 yards on 25 carries (4.2 avg.) while QB Joshua Dobbs was sacked just once on 41 pass attempts.

WEEK 3 VS. DALLAS

Arizona rush for 222 yards and two TDs on 30 carries (7.4) against the Cowboys then #1 ranked defense and #9 ranked run defense.

WEEK 2 VS. NY GIANTS

The O-Line did not allow a sack on 31 pass attempts and also paved the way for the Cards to rush for 151 yards and two TDs on 29 carries (5.2 avg.).

A RECORD-BREAKER IN YEAR TWO

With two games remaining in 2023, second-year TE Trey McBride leads the Cardinals in both receptions (72) and receiving yards (743) while adding two TD catches.

- *His 72 receptions are a franchise single-season record by a TE, easily surpassing the previous mark of 56.*
- *He has joined Hall of Famer Jackie Smith (3x) as the only TEs in franchise history with 700+ receiving yards in a season.*



Franchise Record - Receptions by TE (Season)

| Rnk | Player (Year) | Rec |
|-----|----------------------|-----|
| 1 | Trey McBride (2023) | 72 |
| 2t | Zach Ertz (2021) | 56 |
| 2t | Jackie Smith (1967) | 56 |
| 4 | Freddie Jones (2003) | 55 |
| 5 | Jackie Smith (1968) | 49 |

Franchise Record - Receiving Yards by TE (Season)

| Rnk | Player (Year) | Yds |
|-----|---------------------|-------|
| 1 | Jackie Smith (1967) | 1,205 |
| 2 | Jackie Smith (1966) | 810 |
| 3 | Jackie Smith (1968) | 789 |
| 4 | Trey McBride (2023) | 743 |
| 5 | Jackie Smith (1970) | 687 |

MCBRIDE AMONG THE NFL TIGHT END LEADERS IN 2023

McBride ranks seventh among NFL TEs in receiving yards and sixth in receptions in 2023.

| 2023 Receiving Yards (Tight End) | | | 2023 Receptions (Tight End) | | |
|----------------------------------|----------------------|-----|-----------------------------|----------------------|-----|
| Rnk | Player (Team) | Yds | Rnk | Player (Team) | Rec |
| 1 | George Kittle (SF) | 991 | 1 | Evan Engram (Jax) | 98 |
| 2 | Travis Kelce (KC) | 968 | 2 | T.J. Hockenson (Min) | 95 |
| 3 | T.J. Hockenson (Min) | 960 | 3 | Travis Kelce (KC) | 90 |
| 4 | Evan Engram (Jax) | 824 | 4 | David Njoku (Cle) | 75 |
| 5 | Sam LaPorta (Det) | 776 | 5 | Sam LaPorta (Det) | 74 |
| 6 | David Njoku (Cle) | 748 | 6 | Trey McBride (AZ) | 72 |
| 7 | Trey McBride (AZ) | 743 | 7 | Cole Kmet (Chi) | 70 |
| 8 | Cole Kmet (Chi) | 678 | 8t | Dalton Kincaid (Buf) | 62 |
| 9 | Jake Ferguson (Dal) | 659 | 8t | George Kittle (SF) | 62 |
| 10 | Kyle Pitts (Atl) | 635 | 10 | Jake Ferguson (Dal) | 61 |

A DOMINANT RUN SINCE WEEK 8

McBride's record-setting season in 2023 has been sparked by an eight-game stretch in which he has been one of the most dominant TEs in the NFL.

In his last eight games, McBride has 57 receptions for 573 yards and two TDs. Dating back to Week 8, McBride is tied for the NFL lead in receptions by a TE and his 573 receiving yards rank second.

Receptions by TE (Weeks 8-16)

| Rnk | Player (Team) | Rec |
|-----|----------------------|-----|
| 1t | Trey McBride (AZ) | 57 |
| 1t | Evan Engram (Jax) | 57 |
| 3 | David Njoku (Cle) | 51 |
| 4 | T.J. Hockenson (Min) | 48 |
| 5 | Cole Kmet (Chi) | 45 |



Receiving Yards by TE (Weeks 8-16)

| Rnk | Player (Team) | Rec |
|-----|----------------------|-----|
| 1 | George Kittle (SF) | 697 |
| 2 | Trey McBride (AZ) | 573 |
| 3 | T.J. Hockenson (Min) | 570 |
| 4 | David Njoku (Cle) | 532 |
| 5 | Jake Ferguson (Dal) | 478 |

In his current eight-game stretch, McBride has:

- *2 games with 100+ receiving yards (none by AZ TE in previous 34 years)*
- *2 games with 10 receptions (none by AZ TE in franchise history prior)*
- *4 outings with 8+ receptions*
- *4 outings with 85+ receiving yards*
- *30 receptions for 1st downs*
- *3 receptions of 25+ yards*
- *2 TD receptions*

After having a single-game high of four receptions through his first seven games played this season, McBride has at least five receptions in seven of his last eight games.

After having just one game of 40+ receiving yards through his first seven games played this season, McBride has 40+ receiving yards in six of his last eight games.

MCBRIDE MAKES DESERT A TIGHT END OASIS

Two weeks after he became the first TE in franchise history with 10+ receptions in a game, *McBride caught eight passes for 131 yards against the Falcons in Week 10.*

The performance came 34 years to the day since the last 100-yard outing by a Cardinals TE: Rob Awalt, 105 yards vs. Dallas on 11/12/89.

After going 34 years between 100 yard games by a TE, McBride hit the mark again just four games later - finishing with 10 receptions for 102 yards vs. San Francisco in Week 15.

McBride (2) joined Jackie Smith (who accomplished the feat six times) as the only TEs in Cardinals history to have multiple 100-yard receiving performances in a single season.



Franchise Record 100-Yard Games by Cardinals TE (Season)

| Rnk | Player (Year) | Gms |
|-----|---------------------|-----|
| 1 | Jackie Smith (1967) | 4 |
| 2t | Jackie Smith (1970) | 3 |
| 2t | Jackie Smith (1966) | 3 |
| 4t | Trey McBride (2023) | 2 |
| 4t | Jackie Smith (1968) | 2 |
| 4t | Jackie Smith (1965) | 2 |
| 4t | Jackie Smith (1964) | 2 |

McBride (2) joins Travis Kelce (2) and George Kittle (2) as the only TEs in the NFL this season with multiple games of 100+ receiving yards.

RECORD-SETTING GAME VS. RAVENS MATCHED VS. 49ERS

In Week 8 vs. the Ravens, McBride finished with a career high in receptions (10) while hauling in his second career TD. He became the first TE in franchise history to have 10+ receptions in a game.

McBride then matched the mark with his 10 catches against San Francisco in Week 15.

Franchise Record - Receptions by TE (Game)

| Rnk | Player | Rec | Opponent |
|-----|--------------|-----|------------------|
| 1t | Trey McBride | 10 | 12/17/23 vs. SF |
| 1t | Trey McBride | 10 | 10/29/23 vs. Bal |
| 3t | Jay Novacek | 9 | 10/2/88 @ LAR |
| 3t | Rob Awalt | 9 | 11/8/87 vs. TB |
| 3t | Rob Awalt | 9 | 11/1/87 vs. Phi |
| 3t | Jackie Smith | 9 | 12/13/64 vs. Phi |
| 3t | Jackie Smith | 9 | 10/13/63 vs. Pit |

McBride is one of just four TEs in the NFL this season to have multiple games with 10+ receptions.

2023 NFL Leaders - Games w/ 10+ Receptions (TE)

| Rnk | Player (Team) | Gms |
|-----|----------------------|-----|
| 1 | Evan Engram (Jax) | 3 |
| 2t | Trey McBride (AZ) | 2 |
| 2t | Travis Kelce (KC) | 2 |
| 2t | T.J. Hockenson (Min) | 2 |
| 5t | Dalton Schultz (Hou) | 1 |
| 5t | David Njoku (Cle) | 1 |
| 5t | Cole Kmet (Chi) | 1 |
| 5t | Dalton Kincaid (Buf) | 1 |

MCBRIDE'S RARE STREAK AT HOME

TE Trey McBride has been especially dominant playing at State Farm Stadium of late. *In his last four home games, he has 35 receptions for 388 yards and a TD.*

McBride's Last Four Home Games

| Wk | Opponent | Rec | Yds |
|----|--------------------|-----|-----|
| 15 | vs. SF (12/17/23) | 10 | 102 |
| 12 | vs. LAR (11/26/23) | 7 | 60 |
| 10 | vs. Atl (11/12/23) | 8 | 131 |
| 8 | vs. Bal (10/29/23) | 10 | 95 |

McBride is the first player in Cards history - regardless of position - to have at least seven receptions and 60 receiving yards in four consecutive home games.

Dating back to at least 1970, only two TEs have had longer such streaks.

Consecutive Home Games w/ 7+ Rec & 60+ Rec Yards by TE (1970-23)

| Rnk | Player (Team) | Gms | Streak Dates |
|-----|--------------------|-----|---------------------|
| 1 | Zach Ertz (Phi) | 6 | 20/7/18 - 12/23/18 |
| 2 | Travis Kelce (KC) | 5 | 10/11/20 - 12/27/20 |
| 3t | Trey McBride (AZ) | 4* | 10/29/23 - 12/17-23 |
| 3t | Zach Ertz (Phi) | 4 | 11/3/19 - 12/9/19 |
| 3t | Jason Witten (Dal) | 4 | 12/16/07 - 10/5/08 |
| 3t | Tony Gonzalez (KC) | 4 | 9/23/07 - 11/4/07 |
| 3t | Eric Johnson (SF) | 4 | 12/15/02 - 10/10/04 |

*Active Streak



CONNER'S STRONG SEASON CONTINUES IN '23

WAY MORE THAN AN AVERAGE BACK

RB James Conner returned to the lineup vs. Atlanta in Week 10 after missing the previous four games on IR with a knee injury. Since his return, Conner has rushed for 398 yards and three TDs on 87 carries (4.6 avg.), including 11 runs of 10+ yards.

In 11 games played this season, Conner has rushed for 762 yards and five TDs on 155 carries. His average of 4.92 yards per rush attempt ranks seventh in the NFL this season (min. 120 attempts).

2023 NFL Leaders – Rushing Average

| Rnk | Player (Team) | Avg. | Yds | Att |
|-----|-----------------------------|------|-------|-----|
| 1 | RB Jahmyr Gibbs (Det) | 5.66 | 872 | 154 |
| 2 | QB Lamar Jackson (Bal) | 5.54 | 786 | 142 |
| 3 | RB Christian McCaffrey (SF) | 5.41 | 1,395 | 258 |
| 4 | RB Jaylen Warren (Pit) | 5.32 | 676 | 127 |
| 5 | RB Kyren Williams (LAR) | 5.08 | 1,057 | 208 |
| 6 | RB James Cook (Buf) | 4.99 | 1,038 | 208 |
| 7 | RB James Conner (AZ) | 4.92 | 762 | 155 |



Conner's career rushing average by season:

| Year | Avg. | Att | Yds | Team |
|------|------|-----|-----|------|
| 2023 | 4.92 | 155 | 762 | AZ |
| 2022 | 4.28 | 183 | 782 | AZ |
| 2021 | 3.72 | 202 | 752 | AZ |
| 2020 | 4.27 | 169 | 721 | Pit |
| 2019 | 4.00 | 116 | 464 | Pit |
| 2018 | 4.53 | 215 | 973 | Pit |
| 2017 | 4.50 | 32 | 144 | Pit |

AT HIS CURRENT PACE...

Conner is currently on pace to:

- Establish a career high in rushing average.
- Surpass 900 rushing yards for the 2nd time in his career.

CONNER AMONG LEAGUE LEADERS IN LONG RUNS

Conner had a season-long 44-yard run against the 49ers in Week 15. **In addition to being his longest run as a member of the Cardinals, it was also his seventh run of 20+ yards this season.**

Conner's seven runs of 20+ yards are tied for third in the NFL this season.

2023 NFL Leaders – Runs of 20+ Yards

| Rnk | Player (Team) | 20+ |
|-----|-----------------------------|-----|
| 1 | RB Jahmyr Gibbs (Det) | 10 |
| 2 | RB Christian McCaffrey (SF) | 9 |
| 3t | RB James Conner (AZ) | 7 |
| 3t | RB Saquon Barkley (NYG) | 7 |
| 3t | RB Najee Harris (Pit) | 7 |
| 3t | RB Keaton Mitchell (Bal) | 7 |
| 3t | RB Raheem Mostert (Mia) | 7 |



CONNER AT 32 TDS WITH AZ - 27 ON THE GROUND

RB James Conner scored his sixth TD of the season - and first receiving TD - on a 16-yard catch from QB Kyle Murray last week in Chicago.

Conner now has 32 total TDs in 39 regular season games with the Cardinals. In franchise history, only David Johnson (39) had more TDs in his first 39 games with the team.

Franchise Record – TDs in 1st 39 Games w/ Team

| Rnk | Player (Years) | TDs |
|-----|------------------------------|-----|
| 1 | RB David Johnson (2015-17) | 39 |
| 2 | RB James Conner (2021-23) | 32 |
| 3 | HB Mal Kutner (1946-49) | 29 |
| 4t | HB Ernie Nevers (1929-31) | 26 |
| 4t | HB John David Crow (1958-61) | 26 |
| 6t | RB Donny Anderson (1972-74) | 25 |
| 6t | WR Sonny Randle (1959-62) | 25 |

Of Conner's 32 total TDs with the Cardinals, 27 are rushing TDs. Despite having played in just 39 games with Arizona, only five players in franchise history have more career rushing TDs.

Arizona has two active players - Conner and Kyle Murray (26) - who rank in the top-10 on the franchise all-time list for career rushing TDs.

Franchise Record – Rushing TDs (Career)

| Rnk | Player (Years) | TDs | Gms |
|-----|---------------------------|-----|-----|
| 1 | Ottis Anderson (1979-86) | 46 | 99 |
| 2 | Wayne Morris (1976-83) | 37 | 100 |
| 3t | John David Crow (1958-64) | 33 | 69 |
| 3t | David Johnson (2015-19) | 33 | 62 |
| 5 | Stump Mitchell (1981-89) | 32 | 116 |
| 6t | James Conner (2021-23) | 27 | 39 |
| 6t | Johnny Roland (1966-72) | 27 | 96 |
| 6t | Elmer Angsman (1946-52) | 27 | 83 |
| 9t | Kyle Murray (2019-23) | 26 | 63 |
| 9t | Ernie Nevers (1929-31) | 26 | 31 |



PRATER HITTING FROM LONG DISTANCE

ALL-TIME BEST FROM 50+

In Week 10 vs. Atlanta, K Matt Prater connected on FGs of 51 and 56 yards. Those two kicks **gave him 17 FGs of 50+ yards since joining the Cardinals in 2021, establishing a new franchise record.** He broke the previous mark held by Neil Rackers (16 in 10 games).

Prater has since added to that record - including a 55-yard FG in Chicago last week - his 21st FG of 50+ in 45 games with Arizona.

Franchise Record – FGs of 50+ Yards (Career)

| Rnk | Player (Years) | 50+ | Gms |
|-----|-------------------------|-----|-----|
| 1 | Matt Prater (2021-) | 21 | 45 |
| 2 | Neil Rackers (2003-09) | 16 | 100 |
| 3 | Greg David (1991-96) | 9 | 87 |
| 4 | Jay Feely (2010-13) | 8 | 64 |
| 5 | Zane Gonzalez (2018-20) | 6 | 33 |

Prater now has 80 career FGs of 50+ yards. That is 22 more than next closest player in NFL history.

NFL History - Field Goals Made of 50+ Yards

| Rnk | Player (Years) | 50+ |
|-----|--------------------------------|-----|
| 1 | Matt Prater (2007-) | 80 |
| 2t | Sebastian Janikowski (2000-18) | 58 |
| 2t | Justin Tucker (2012-) | 58 |
| 4 | Jason Hanson (1992-12) | 52 |
| 5 | Greg Zuerlein (2012-) | 49 |



PRATER AT NINE FGs OF 50+ YARDS IN 2023

Prater's 55-yard FG last week against the Bears was his 9th FG of 50+ yards this season. In addition to representing a franchise single-season record, it is also tied for the fifth-best single-season total in NFL history.

NFL Record – FGs of 50+ Yards (Season)

| Rnk | Player (Year) | 50+ | Team |
|-----|-------------------------|-----|--------------|
| 1 | Daniel Carlson (2022) | 11 | Las Vegas |
| 2t | Brandon McManus (2020) | 10 | Denver |
| 2t | Justin Tucker (2016) | 10 | Baltimore |
| 2t | Blair Walsh (2012) | 10 | Minnesota |
| 5t | Matt Prater (2023) | 9 | Arizona |
| 5t | Justin Tucker (2022) | 9 | Baltimore |
| 5t | Brett Maher (2022) | 9 | Dallas |
| 5t | Chase McLaughlin (2022) | 9 | Indianapolis |
| 5t | Even McPherson (2021) | 9 | Cincinnati |

AS ACCURATE AS HE IS PROLIFIC

In addition to being the most prolific kicker in NFL history from 50+ yards, Prater is also the most accurate. **He has connected on 80-of-106 attempts in his career and his 75.5% success rate is the best in NFL history (min. 50 attempts).**

NFL History - FG Percentage From 50+ Yards

| Rnk | Player (Years) | Pct. | Made | Att |
|-----|------------------------|------|------|-----|
| 1 | Matt Prater (2007-) | 75.5 | 80 | 106 |
| 2 | Robbie Gould (2005-22) | 70.6 | 36 | 51 |
| 3 | Phil Dawson (1999-18) | 70.0 | 42 | 60 |
| 4 | Justin Tucker (2012-) | 68.2 | 58 | 85 |
| 5 | Josh Brown (2003-16) | 67.3 | 37 | 55 |



PRATER'S REMARKABLE 19-GAME STRETCH

In the Cardinals first 101 seasons as an NFL franchise (1920-2020), there were six made FGs of 56+ yards. Prater's 58-yard FG vs. San Francisco in Week 15 gives him seven made FGs of 56+ yards in just 45 games in Arizona.


Franchise Record – Longest Field Goal

| Rnk | Player | Dist | Opponent |
|-----|--------------------|------|------------------|
| 1t | Matt Prater | 62 | 9/24/23 vs. Dal |
| 1t | Matt Prater | 62 | 9/19/21 vs. Min |
| 3 | Jay Feely | 61 | 10/14/12 vs. Buf |
| 4 | Chandler Catanzaro | 60 | 9/25/16 at Buf |
| 5 | Matt Prater | 58 | 12/17/23 vs. SF |
| 6t | Matt Prater | 57 | 11/19/23 at Hou |
| 6t | Matt Prater | 57 | 1/1/23 at Atl |
| 6t | Zane Gonzalez | 57 | 9/13/20 at SF |
| 6t | Phil Dawson | 57 | 11/26/17 vs. Jax |
| 10t | Matt Prater | 56 | 11/12/23 vs. Atl |
| 10t | Matt Prater | 56 | 12/25/22 vs. TB |
| 10t | Zane Gonzalez | 56 | 9/13/20 @ SF |
| 10t | Chandler Catanzaro | 56 | 12/11/16 @ Mia |

PRATER ON HISTORIC STREAK IN LAST 19 GAMES

Dating back to Week 15 of 2022, Prater has 14 FGs of 50+ yards in his last 19 games played. He has connected on 14-of-16 attempts from 50+ during that span.

Prater's last 19 games have featured him kicking seven of the 13 longest FGs in franchise history. His 14 FGs in that stretch have covered 50, 51, 51, 53, 54, 55, 55, 55, 56, 56, 57, 57, 58 and 62 yards.



MURRAY HITS 15,000 & 2,000

After throwing for 230 yards last week in Chicago, QB **Kyler Murray** surpassed 15,000 career passing yards. He has also rushed for 2,391 yards in his career.

In NFL history, only Josh Allen (26 years, 127 days) reached 15,000 passing yards and 2,000 rushing yards at a younger age than Murray (26 years, 139 days).

NFL History

Youngest to 15,000 Passing & 2,000 Rushing Yards

| Rnk | Player (Team) | Age |
|-----|--------------------------|---------------------------|
| 1 | Josh Allen (Buf) | 26 years, 127 days |
| 2t | Kyler Murray (AZ) | 26 years, 139 days |
| 2t | Cam Newton (Car) | 26 years, 139 days |
| 4 | Lamar Jackson (Bal) | 26 years, 337 days |
| 5 | Fran Tarkenton (NYG) | 27 years, 254 days |

Only Daunte Culpepper reached the milestone in fewer games than Murray.

NFL History

Fewest Games to 15,000 Passing & 2,000 Rushing Yards

| Rnk | Player (Team) | Gms |
|-----|--------------------------|-----------|
| 1 | Daunte Culpepper (Min) | 62 |
| 2 | Kyler Murray (AZ) | 63 |
| 3 | Josh Allen (Buf) | 64 |
| 4 | Cam Newton (Car) | 65 |
| 5 | Russell Wilson (Sea) | 68 |

Murray is just the sixth player in Cards history with 15,000+ career passing yards.

Franchise Record - Passing Yards (Career)

| Rnk | Player (Years) | Yards | Gms |
|-----|-------------------------------|---------------|-----------|
| 1 | Jim Hart (1966-83) | 34,639 | 199 |
| 2 | Neil Lomax (1981-88) | 22,771 | 108 |
| 3 | Jake Plummer (1997-02) | 17,622 | 84 |
| 4 | Carson Palmer (2013-17) | 16,782 | 60 |
| 5 | Kurt Warner (2005-09) | 15,843 | 61 |
| 6 | Kyler Murray (2019-23) | 15,123 | 63 |



MURRAY CONTINUES TO DOUBLE UP

In his third game played this season following a return from his knee suffered last year, QB **Kyler Murray** threw for 256 yards and a TD and rushed for two yards and a TD in Week 12 vs. the Rams.

It was Murray's 18th career game with both a passing and rushing TD. That is tied for the third-most in NFL history in a player's first five seasons.

NFL History

Games w/ Rushing & Passing TD (1st 5 Seasons)

| Rnk | Player (Years) | Gms |
|-----|-------------------------------|-----------|
| 1 | Cam Newton (2011-15) | 31 |
| 2 | Josh Allen (2018-22) | 25 |
| 3t | Kyler Murray (2019-23) | 18 |
| 3t | Daunte Culpepper (1999-03) | 18 |
| 5 | Dak Prescott (2016-20) | 16 |



Murray's 18 outings with both a passing and rushing TD are easily the highest total in franchise history.

Franchise Record - Games w/ Rush & Pass TD (Career)

| Rnk | Player (Years) | Gms | Gms Played |
|-----|-------------------------------|-----------|------------|
| 1 | Kyler Murray (2019-23) | 18 | 63 |
| 2 | Jim Hart (1966-83) | 11 | 199 |
| 3 | Ernie Nevers (1929-31) | 8 | 31 |
| 4 | Charley Johnson (1961-69) | 7 | 87 |
| 5 | Paul Christman (1945-49) | 6 | 50 |

Murray has 17 such performances over the last four seasons (2020-23). Only Buffalo's Josh Allen (26) has more such performances during that span.

NFL Leaders

Games w/ Rushing & Passing TD (2020-23)

| Rnk | Player (Team) | Gms |
|-----|--------------------------|-----------|
| 1 | Josh Allen (Buf) | 26 |
| 2t | Kyler Murray (AZ) | 17 |
| 2t | Jalen Hurts (Phi) | 17 |
| 4 | Ryan Tannehill (Ten) | 11 |
| 5t | Lamar Jackson (Bal) | 10 |
| 5t | Justin Herbert (LAC) | 10 |

In 2020, Murray established an NFL single-season record with nine games with both a passing and rushing TD (passed by Josh Allen in 2023).

NFL Record - Games w/ Pass & Rush TDs (Season)

| Rnk | Player (Team) | Gms | Year |
|-----|--------------------------|----------|-------------|
| 1 | Josh Allen (Buf) | 11 | 2023 |
| 2 | Kyler Murray (AZ) | 9 | 2020 |
| 3t | Cam Newton (Car) | 8 | 2011 |
| 3t | Daunte Culpepper (Min) | 8 | 2002 |
| 3t | Steve Grogan (NE) | 8 | 1976 |
| 6t | Cam Newton (Car) | 7 | 2015 |
| 6t | Michael Vick (Phi) | 7 | 2010 |
| 6t | Kordell Stewart (Pit) | 7 | 1997 |
| 6t | Frankie Albert (SF) | 7 | 1948 |

11 GAMES WITH 2+ PASSING TDS & 1+ RUSHING TD

Murray has 11 career outings with at least two passing TDs and a rushing TD. In NFL history, only Cam Newton (16) and Josh Allen (14) had more such games in his first five seasons.

NFL History - Games w/ 2 Passing & 1+ Rushing TD (1st 5 Seasons)

| Rnk | Player (Years) | Gms |
|-----|-------------------------------|-----------|
| 1 | Cam Newton (2011-15) | 16 |
| 2 | Josh Allen (2018-22) | 14 |
| 3t | Kyler Murray (2019-23) | 11 |
| 3t | Jeff Garcia (1999-03) | 11 |
| 5t | Daunte Culpepper (1999-03) | 10 |
| 5t | Otto Graham (1947-50) | 10 |

IN CHICAGO, MURRAY REACHES 90 TD PASSES

QB Kyler Murray threw for two TDs against the Bears last week, giving him 90 TD passes in his career.

Murray - who is tied for 9th on the franchise all-time list for career rushing TDs - tied Jake Plummer (90 in 84 games) for sixth place on the franchise all-time list for career TD passes.

Franchise Record - Passing TDs (Career)

| Rnk | Player (Years) | TDs | Gms |
|-----|-------------------------------|-----------|-----------|
| 1 | Jim Hart (1966-83) | 209 | 199 |
| 2 | Neil Lomax (1981-88) | 136 | 108 |
| 3 | Charley Johnson (1961-69) | 108 | 87 |
| 4 | Carson Palmer (2013-17) | 105 | 60 |
| 5 | Kurt Warner (2005-09) | 100 | 61 |
| 6t | Kyler Murray (2019-23) | 90 | 63 |
| 6t | Jake Plummer (1997-02) | 90 | 84 |



JOINING SHORT LIST OF PLAYERS WITH 90+ PASSING AND 25+ RUSHING TDS
Combined with his 26 rushing TDs, Murray joined Josh Allen, Cam Newton and Daunte Culpepper as the only QBs in NFL history with 90+ passing TDs and 25+ rushing TDs in their first five seasons.

NFL History - 90+ Passing TDs & 25+ Rushing TDs (1st 5 Seasons)

| Player (Years) | Team | Pass | Rush | Gms |
|-------------------------------|----------------|-----------|-----------|-----------|
| Josh Allen (2018-22) | Buffalo | 138 | 38 | 77 |
| Cam Newton (2011-15) | Carolina | 117 | 43 | 78 |
| Kyler Murray (2019-23) | Arizona | 90 | 26 | 63 |
| Daunte Culpepper (1999-03) | Minnesota | 90 | 26 | 58 |

26 RUSHING TDS AND COUNTING

In addition to ranking 9th on the franchise all-time list - among players at any position - QB Kyler Murray's 26 rushing TDs are a franchise record for a QB.

Franchise Record - Rushing TDs by QB (Career)

| Rnk | Player (Years) | TD | Gms |
|-----|-------------------------------|-----------|-----------|
| 1 | Kyler Murray (2019-23) | 26 | 63 |
| 2 | Jim Hart (1963-88) | 16 | 199 |
| 3 | Lamar McHan (1954-58) | 11 | 60 |
| 4t | Jake Plummer (1997-02) | 10 | 84 |
| 4t | Neil Lomax (1981-88) | 10 | 108 |
| 4t | Charley Johnson (1961-69) | 10 | 87 |

Dating back to his rookie season in 2019, Murray's 26 rushing TDs are the third most among NFL QBs.

NFL Leaders - Rushing TDs by QB (2019-23)

| Rnk | Player (Team) | TDs | Games |
|-----|--------------------------|-----------|-----------|
| 1 | Josh Allen (Buf) | 43 | 80 |
| 2 | Jalen Hurts (Phi) | 41 | 60 |
| 3 | Kyler Murray (AZ) | 26 | 63 |
| 4 | Taysom Hill (NO) | 25 | 74 |
| 5 | Lamar Jackson (Bal) | 24 | 69 |



MURRAY CLUTCH IN COMEBACK WIN

Making his season debut - **and seeing action for the first time in 335 days - QB Kyler Murray completed 19-of-32 pass attempts for 249 yards and rushed for 33 yards and a TD to lead the Cardinals to a 25-23 comeback win over the Falcons in Week 10.**

Murray orchestrated the 11-play, 70-yard game-winning drive to secure the win. He made two critical plays in the drive.

- 3rd-n-10 on AZ 42-yard line (1:50 remaining): Murray evaded heavy pressure in the backfield and eventually scrambled 13 yards for a crucial first down. **According to NFL NextGen Stats, Murray covered a total of 74 yards on the scramble and hit a top speed of 20.17 mph (his fastest since 2021).**

- 2nd-n-7 on ATL 42-yard line (0:57 remaining): Murray hit TE Trey McBride for a 33-yard completion to the ATL 9-yard line that set up the game-winning FG four plays later.



INJURIES DEPLETING ARIZONA IN 2023

121 GAMES MISSED TO INJURY...AND COUNTING

Injuries have hit the Cardinals hard in all three phases so far this season, forcing a large number of players to miss games and also force a lot of different players into action.

Last week, LB **Josh Woods** and TE **Geoff Swaim** were both placed on IR following injuries suffered in Week 15 vs. the 49ers. Swaim, WR **Marquise Brown** and LB **Victor Dimukeje** all missed their first game of the season after sitting out last week's game at Chicago.

THE FULL INJURY BREAKDOWN

Among players eligible to play in 2023 (weren't placed on IR prior to the start of the season), 31 have missed a combined 121 games due to injury this year.

Players Missing Games to Injury in 2023

| Player | Gms |
|------------------------|-----|
| DL L.J. Collier (IR) | 14 |
| DL Carlos Watkins (IR) | 13 |
| QB Kyler Murray | 9 |
| OL Elijah Wilkinson | 7 |
| CB Garrett Williams | 7 |
| CB Bobby Price (IR) | 6 |
| S Budda Baker | 5 |
| OL Dennis Daley | 5 |
| TE Zach Ertz | 5 |
| DL Leki Fotu (IR) | 5 |
| RB James Conner | 4 |
| LB Kyzir White (IR) | 4 |
| WR Michael Wilson | 4 |
| LB Josh Woods (IR) | 4 |
| RB Emari Demercado | 3 |
| CB Antonio Hamilton | 3 |
| DL Jonathan Ledbetter | 3 |
| S Joey Blount | 2 |
| OL Trystan Colon | 2 |
| RB Keaontay Ingram | 2 |
| WR Zach Pascal | 2 |
| DL Kevin Strong Jr. | 2 |
| S Jalen Thompson | 2 |
| LB Krys Barnes | 1 |
| WR Marquise Brown | 1 |
| LB Victor Dimukeje | 1 |
| WR Greg Dortch | 1 |
| OL D.J. Humphries | 1 |
| TE Geoff Swaim (IR) | 1 |
| CB Starling Thomas V | 1 |
| LB Ezekiel Turner | 1 |



A WHOLE ROSTER FULL OF INJURIES

Virtually every position on both offense and defense has been significantly affected by injuries this season.

OFFENSE

Games Missed By Position

| Gms | Position |
|-----|----------------|
| 15 | Offensive Line |
| 9 | Running Back |
| 9 | Quarterback |
| 8 | Wide Receiver |
| 6 | Tight End |
| 47 | Games Total |

DEFENSE

Games Missed By Position

| Gms | Position |
|-----|----------------|
| 37 | Defensive Line |
| 17 | Cornerback |
| 11 | Linebacker |
| 9 | Safety |
| 74 | Games Total |

DEFENSIVE LINE TAKING BRUNT OF THE HIT

It took just one game for the Cardinals to lose one of their starting defensive linemen - as DL **L.J. Collier** suffered a biceps injury that has kept him out of the last 14 games.

In game two - after he had recorded seven tackles, a sack, a QB hit, a tackle for loss and a pass defended in his first game-plus - AZ lost starting DL **Carlos Watkins** to his own biceps injury that has kept him out of the last 13 games.

Defensive line has been the hardest hit with injuries this season - as the team now has three of the six linemen from its Week 1 roster currently on IR (Leki Fotu is the third). Only three of those six (Jonathan Ledbetter, Kevin Strong and Dante Stills) played vs. the Bears in Week 16.

Arizona has had 10 different defensive linemen see action so far this season, with just four playing in more than five games.

Arizona D-Linemen Seeing Action in 2023

| Player | Gms |
|---------------------|-----|
| Dante Stills | 13 |
| Kevin Strong | 13 |
| Roy Lopez* | 12 |
| Leki Fotu (IR) | 10 |
| Ben Stille* | 4 |
| Eric Banks* | 3 |
| Phil Hoskins* | 3 |
| Naquan Jones* | 2 |
| Carlos Watkins (IR) | 2 |
| L.J. Collier (IR) | 1 |



*Not on AZ's Week 1 Active Roster

75 HAVE PLAYED SO FAR & 14 ON IR

After having a franchise record 82 different players see action for the Cardinals in 2022, Arizona has had 75 different players appear in a game this season. Only Tennessee (81) and Houston (78) have had more.

2023 NFL Leaders

Most Players to Appear in a Game

| Rnk | Team | Players |
|-----|-----------|---------|
| 1 | Tennessee | 81 |
| 2 | Houston | 78 |
| 3 | Arizona | 75 |
| 4 | Carolina | 74 |
| 5 | Detroit | 73 |



Of the 46 players who saw action in

Chicago last week, eight were not on the Cardinals roster in Week 1.

This season, Arizona has had:

- **31 different players see action on offense**
- **35 different players see action on defense**
- **13 different starting lineups on offense**
- **15 different starting lineups on defense (NFL-high)**

CARDS HAVE 14 CURRENTLY ON IR & OTHER INJURY NOTES

Arizona has 14 players on the reserve/injured list. Only four teams currently have more.

2023 NFL Leaders

Most Players on Injured Reserve

| Rnk | Team | Players |
|-----|-------------|---------|
| 1t | Houston | 17 |
| 1t | Tennessee | 17 |
| 3t | Carolina | 15 |
| 3t | New England | 15 |
| 5t | Arizona | 14 |
| 5t | N.Y. Jets | 14 |

NOTES ON THE INJURIES IN 2023

- **Only four players - LB Zaven Collins, C Hjalte Froholdt, RG Will Hernandez, RT Paris Johnson Jr. - have started all 15 games.**
- **Just 13 players have appeared in all 15 games.**
- **Of the five Pro Bowlers on the Cardinals roster, four - QB Kyler Murray, S Budda Baker, RB James Conner and LT D.J. Humphries - have missed a combined 19 games due to injury.**

Not counting starting QB **Kyler Murray** - who began the season on PUP - **eight of the Cardinals Week 1 starters are currently or have spent time on IR. Four are currently on IR: Collier, Fotu, White and Woods.**

ROOKIES FILLING IN THE GAPS

The injuries that have affected the Cardinals roster this season has allowed - and in some instances forced - the team's rookies into action.

Arizona has had 11 different rookies start at least one game this season. The Cardinals have had seven different rookies start multiple games. Both totals lead the NFL.

2023 NFL LEADERS

Most Rookies Starting 1+ Games

| Rnk | Team | Starts |
|-----|--------------|--------|
| 1 | Arizona | 11 |
| 2t | Carolina | 8 |
| 2t | Green Bay | 8 |
| 2t | Tennessee | 8 |
| 5t | New England | 7 |
| 5t | Tampa Bay | 7 |
| 7t | Chicago | 6 |
| 7t | Houston | 6 |
| 7t | Indianapolis | 6 |

Most Rookies Starting Multiple Games

| Rnk | Team | Starts |
|-----|--------------|--------|
| 1t | Arizona | 7 |
| 1t | Carolina | 7 |
| 1t | Tampa Bay | 7 |
| 4t | Green Bay | 6 |
| 4t | Houston | 6 |
| 4t | Green Bay | 6 |
| 4t | Tennessee | 6 |
| 4t | Indianapolis | 6 |

Arizona has gotten 55 starts from rookies so far this season. That is the most in the NFL.

Teams w/ Most Starts by Rookies

| Rnk | Team | Starts |
|-----|-----------|--------|
| 1 | Arizona | 55 |
| 2 | Houston | 51 |
| 3 | L.A. Rams | 48 |
| 4 | Green Bay | 47 |
| 5 | Carolina | 46 |



In Week 12 vs. the Rams, Arizona started six rookies: two on offense (OL **Paris Johnson Jr.** and TE **Elijah Higgins**) and four on defense (DL **Dante Stills** and CBs **Garrett Williams**, Kei'Trel Clark and **Starling Thomas V**).

Arizona is the only team in the NFL this season to start at least six rookies in a single game.

Excluding the 1987 season which featured replacement players, the Week 12 game vs. the Rams marked the first time since at least 1970 the Cards started four rookies on defense in a single game.

BAKER A FINALIST FOR SPORTSMANSHIP AWARD

Two weeks ago, Cardinals S **Budda Baker** was announced as one of eight finalists for the **2023 Art Rooney Sportsmanship Award**. The award is presented each year to an NFL player who best demonstrates the qualities of on-field sportsmanship, including fair play, respect for the game and opponents, and integrity in competition.

A look at the eight finalists:

2023 Art Rooney Sportsmanship Award Finalists

| Nominee | Team (Conference) |
|----------------------|--------------------------------|
| S Budda Baker | Arizona Cardinals (NFC) |
| DE Maxx Crosby | Las Vegas Raiders (AFC) |
| FB Kyle Juszczyk | San Francisco 49ers (NFC) |
| LB Khalil Mack | Las Angeles Chargers (AFC) |
| LB C.J. Mosley | New York Jets (AFC) |
| QB Dak Prescott | Dallas Cowboys (NFC) |
| LB Bobby Wagner | Seattle Seahawks (NFC) |
| G Kevin Zeitler | Baltimore Ravens (AFC) |



A panel of former players from the NFL Legends Community selected the eight finalists from the 32 NFL club nominees. The panel is comprised of former Cardinals WR **Larry Fitzgerald**, Warrick Dunn, Curtis Martin and Leonard Wheeler. Fitzgerald won the inaugural award in 2014.

"It's a great honor and it shows a lot of respect," Baker said of being named a finalist. "For me, I'm just going to continue to be who I am and continue to try and play the game the right way. It would definitely be a great honor. It's an award of my peers, so there's definitely something special for me."

The award was created in honor of the late founding owner of the Pittsburgh Steelers and Pro Football Hall of Famer Art Rooney, Sr.

The winner of the NFL Sportsmanship Award is determined by a vote of current NFL players and will be announced as part of NFL Honors before Super Bowl LVIII.

Previous Recipients of Art Rooney Sportsmanship Award

| Winner | Team | Year |
|----------------------|-----------------|------|
| DT Calais Campbell | Baltimore | 2022 |
| WR Matthew Slater | New England | 2021 |
| QB Teddy Bridgewater | Carolina | 2020 |
| RB Adrian Peterson | Washington | 2019 |
| QB Drew Brees | New Orleans | 2018 |
| LB Luke Kuechly | Carolina | 2017 |
| RB Frank Gore | Indianapolis | 2016 |
| CB Charles Woodson | Oakland Raiders | 2015 |
| WR Larry Fitzgerald | Arizona | 2014 |

PLAYING THE GAME THE RIGHT WAY

Baker has always balanced his relentless and physical playing style with a respect for the game and his opponents. Consider the numbers:

- Over the last five seasons (2019-23), Baker leads all NFL DBs (and ranks 10th overall) with 547 total tackles. **Despite that production and playing 4,978 total snaps in that span, he has been penalized just four times.**
- Entering Week 17 of 2023, Baker has a streak of 35 games played without a penalty – a streak that dates back to Week 5 of the 2021 season.**
- In 1,694 snaps over the last two seasons (2022-23), Baker has 184 total tackles and has not been called for a single penalty.
- In five of his seven seasons he has been charged with one penalty or fewer and just once (4 in 2018) has he been flagged more than twice.

LEDBETTER IS ARIZONA'S MAN OF THE YEAR

Earlier this month, the Cards announced that DL **Jonathan Ledbetter** was named the "Cardinals/Walter Payton NFL Man of the Year."

The award is in recognition of outstanding community service activities off the field as well as excellence on the field. As a nominee, Ledbetter will receive up to a \$55,000 donation to the charity of his choice and wear a Walter Payton NFL Man of the Year helmet decal through the end of the season in recognition of his accomplishments on and off the field.

"It's bigger than us," Ledbetter said of being one of the 32 player to receiving the honor. "It's bigger than football. It's bigger than everything. People love this game because of what we can do on the field, but we have so much to offer off the field as well. I want people to know that we're regular humans too and we want to be able to help and give back and be there for people who need the help."

Ledbetter is one of 32 NFL "Man of the Year" recipients to qualify for the league's national 2023 "Walter Payton NFL Man of the Year" award. For the sixth consecutive year, all 32 team winners will be highlighted as finalists and recognized for their important work during the week leading up to Super Bowl LVIII. The 2023 "Walter Payton NFL Man of the Year" will be announced during NFL Honors before Super Bowl LVIII. The winner will receive a \$250,000 donation to the charity of his choice.



ANOTHER STELLAR SEASON FOR THOMPSON

In 13 games this season, Arizona fifth-year S **Jalen Thompson** has 73 tackles, four INTs, eight passes defended, five tackles for loss, three QB hits and a forced fumble.

Thompson's four INTs, three QB hits and five tackles for loss are all career highs, while his eight passes defended are tied for the most in his career.

Much of Thompson's production this season has come in a five-game stretch that has seen his game reach another level. In those five outings, he has:

- 33** Tackles
- 3** Interceptions
- 5** Passes Defended
- 1.0** Sack
- 2** QB Hits
- 2** Tackles for Loss

That current five-game stretch has seen Thompson record:

- An INT in back-to-back games for the first time in his career (Games 11-12)**
- His first career sack (Week 11 @ Houston)**
- Career single-game high with 3 passes defended (Week 16 @ Chicago)**

Thompson's fourth quarter INT of Bears QB Justin Fields marked his fourth INT of the season. Only two safeties have more in 2023.

2023 NFL Leaders - Interceptions (Safety)

| Rnk | Player (Team) | INTs |
|-----------|----------------------------|----------|
| 1t | Jessie Bates III (Atl) | 6 |
| 1t | Geno Stone (Bal) | 6 |
| 3t | Jalen Thompson (AZ) | 4 |
| 3t | Julian Blackmon (Ind) | 4 |
| 3t | Kyle Hamilton (Bal) | 4 |
| 3t | Kerby Joseph (Det) | 4 |
| 3t | Julian Love (Sea) | 4 |
| 3t | Jordan Whitehead (NYJ) | 4 |

A SINGULAR PATH FOR ONE OF NFL'S TOP SAFETIES

The Cardinals selected Thompson in the fifth round of the 2019 NFL Supplemental Draft out of Washington State. **He is the only current player in the NFL who entered the league through the Supplemental Draft.**

Over the last three seasons (2021-23), Thompson is one of just six DBs in the NFL with 280+ tackles, 5+ INTs and 10+ passes defended.

NFL DBs with 280+ Tackles, 5+ INTs & 10+ Passes Defended (2021-23)

| Rnk | Player (Team) | Tkl | INT | PD |
|----------|----------------------------|------------|----------|-----------|
| 1 | Derwin James (LAC) | 339 | 5 | 16 |
| 2 | Jalen Thompson (AZ) | 302 | 8 | 23 |
| 3 | Kevin Byard (Phi) | 296 | 10 | 22 |
| 4 | Minkah Fitzpatrick (Pit) | 284 | 8 | 21 |
| 5 | Harrison Smith (Min) | 284 | 6 | 19 |
| 6 | Budda Baker (AZ) | 282 | 5 | 14 |

Thompson and Chargers All-Pro S Derwin James were the only DBs in the NFL to have 100+ tackles in each of the past two seasons (2021-22).

INSIDE BAKER'S FIRST 103 CAREER GAMES

S **Budda Baker** - a five-time Pro Bowler, three-time All-Pro and four-time team captain - **played in his 100th career regular season game when the Cardinals hosted the Rams in Week 12.**

SETTING THE STANDARD AT SAFETY

Selected by the Cardinals in the 2nd round (36th overall) of the 2017 Draft, Baker has appeared in 103 games (93 starts) and has:

- 705** tackles (502 solo)
- 7.5** sacks
- 35** tackles for loss
- 7** INTs
- 34** passes defended
- 6** forced fumbles
- 5** fumble recoveries (1 returned for a TD)



Baker totaled 10 tackles in last week's game at Chicago. **It marked his 25th career outing with double-digit tackles. That total leads all NFL DBs dating back to 2017.**

NFL Leaders

Games w/ 10+ Tackles by DB (2017-23)

| Rnk | Player (Team) | Gms |
|----------|----------------------------|-----------|
| 1 | S Budda Baker (AZ) | 25 |
| 2 | S Jordan Poyer (Buf) | 19 |
| 3 | S Jessie Bates III (Atl) | 15 |
| 4t | S Minkah Fitzpatrick (Pit) | 12 |
| 4t | S Kevin Byard (Phi) | 12 |
| 4t | S Jamal Adams (Sea) | 12 |

FIRST-YEAR PRODUCTION

The Cardinals active roster features 13 rookies. Only one team currently has more.

| Rnk | Team | Players |
|-----|-----------|---------|
| 1 | Tennessee | 14 |
| 2t | Arizona | 13 |
| 2t | Green Bay | 13 |
| 2t | L.A. Rams | 13 |
| 2t | Seattle | 13 |



AZ's rookie class has combined for: **129 games played, 55 starts, 6 TDs, 58 receptions, 655 receiving yards, 284 rushing yards, 180 tackles, 7.5 sacks, 14 tackles for loss, 10 passes defended, a fumble recovery and 1 INT.**

UNDRAFTED DEMERCADO SETS A RECORD

RB Emari Demercado - signed by the Cardinals as a rookie free agent out of TCU in 2023 - has rushed for 284 yards and two TDs on 58 carries (4.9 avg.) this season - despite missing three games due to injury.

Excluding the 1987 season which featured replacement players, Demercado's 284 rushing yards are the most in franchise history by an undrafted rookie.

| Rnk | Player (Year) | Yds | Att | TD |
|-----|---------------------------|-----|-----|----|
| 1 | RB Emari Demercado (2023) | 284 | 58 | 2 |
| 2 | QB M.C. Reynolds (1958) | 252 | 48 | 0 |
| 3 | RB William Powell (2012) | 217 | 60 | 0 |
| 4 | RB Cid Edwards (1968) | 214 | 31 | 1 |
| 5 | FB Sam Agee (1938) | 178 | 48 | 1 |



Demercado ranks third in rushing yards this season among undrafted rookies, despite having played in only 12 games.

| Rnk | Player (Team) | Yds | Att | TD |
|-----|----------------------------|-----|-----|----|
| 1 | RB Keaton Mitchell (Bal) | 396 | 47 | 2 |
| 2 | RB Jaleel McLaughlin (Den) | 360 | 64 | 1 |
| 3 | RB Emari Demercado (AZ) | 284 | 58 | 2 |
| 4 | QB Tommy DeVito (NYG) | 195 | 36 | 1 |
| 5 | QB Tyson Bagent (Chi) | 109 | 23 | 2 |

In Week 15 vs. San Francisco, Demercado rushed for 64 yards and a TD on four carries, with the bulk of the yardage coming on a 49-yard TD run in the fourth quarter.

It was the second-longest TD run by a rookie in the NFL this season.

| Rnk | Player (Team) | Dist | Opponent |
|-----|--------------------------|------|---------------|
| 1 | RB De'Von Achane (Mia) | 76 | 10/8 vs. NYG |
| 2 | RB Emari Demercado (AZ) | 49 | 12/17 vs. SF |
| 3 | RB Keaton Mitchell (Bal) | 40 | 11/5 vs. Sea |
| 4 | RB Keaton Mitchell (Bal) | 39 | 11/12 vs. Cle |
| 5 | WR Zay Flowers (Bal) | 37 | 11/26 @ LAC |

It was also Demercado's second rushing TD of the season. Excluding the 1987 season, Demercado is the only undrafted rookie in team history to have multiple rushing TDs in their debut season.

Demercado is just the fifth undrafted player in team history to have multiple rushing TDs in a season.

| Rnk | Player (Year) | TDs |
|-----|---------------------------|-----|
| 1 | Marcel Shipp (2002) | 6 |
| 2t | Marcel Shipp (2006) | 4 |
| 2t | Cid Edwards (1971) | 4 |
| 4t | Obafemi Ayanbadejo (2004) | 3 |
| 4t | Cid Edwards (1969) | 3 |
| 6t | Emari Demercado (2023)* | 2 |
| 6t | Elijah Penny (2017) | 2 |

*Rookie season

WILLIAMS GETS A PICK IN NFL DEBUT

In Week 7 at Seattle, CB Garrett Williams returned from a knee injury that forced him to miss his final five games in college and first six games in the NFL - and he did so with a splash.

He finished his debut with two tackles, an INT and a pass defended. With the pick, Williams became the first Cardinals player with an INT in his first career game since Hall of Fame CB Aeneas Williams in 1991.



TWO CARDS AMONG ROOKIE SACK LEADERS

Two Arizona 2023 Draft picks - LB BJ Ojulari (2nd Rnd, 41st overall out of LSU) and DL Dante Stills (6th Rnd, 213th overall of out West Virginia) - have been among the Cardinals most productive defenders over the past two months.

That was highlighted in the Cardinals game at Houston in Week 11 when, for the first time this season, both recorded a sack in the same game. The duo combined for five tackles, 2.0 sacks, two tackles for loss and two QB hits.

Ojulari (4.0) and Stills (3.5) are both among the rookie sack leaders in 2023.

| Rnk | Player (Team) | Sacks |
|-----|----------------------|-------|
| 1t | YaYa Diaby (TB) | 6.5 |
| 1t | Kobie Turner (LAR) | 6.5 |
| 3 | Byron Young (LAR) | 6.0 |
| 4t | Will Anderson (Hou) | 5.0 |
| 4t | Jalen Carter (Phi) | 5.0 |
| 6 | Tuli Tuipulotu (LAC) | 4.5 |
| 7t | BJ Ojulari (AZ) | 4.0 |
| 7t | Calijah Kancey (TB) | 4.0 |
| 9t | Dante Stills (AZ) | 3.5 |
| 9t | Bryan Bresee (NO) | 3.5 |



Ojulari and Stills are among the 11 rookies in the NFL this season to have multiple sacks in a game.

NFL Rookies w/ Multiple Sacks in a Game (2023)

| Rnk | Player (Team) | Sacks | Opponent |
|-----|-------------------------|-------|---------------|
| 1t | BJ Ojulari (AZ) | 2.0 | 11/12 vs. Atl |
| 1t | Zach Harrison (Atl) | 2.0 | 12/24 vs. Ind |
| 1t | Bryan Bresee (NO) | 2.0 | 12/17 vs. NYG |
| 1t | Will Anderson (Hou) | 2.0 | 12/3 vs. Den |
| 1t | Kobie Turner (LAR) | 2.0 | 11/26 @ AZ |
| 1t | YaYa Diaby (TB) | 2.0 | 11/19 @ SF |
| 1t | Jalen Carter (Phi) | 2.0 | 10/8 @ LAR |
| 1t | Tuli Tuipulotu (LAC) | 2.0 | 11/6 @ NYJ |
| 1t | Byron Young (LAR) | 2.0 | 11/5 @ GB |
| 1t | Devon Witherspoon (Sea) | 2.0 | 10/2 @ NYG |
| 10t | Dante Stills (AZ) | 1.5 | 10/29 vs. Bal |
| 10t | YaYa Diaby (TB) | 1.5 | 12/24 vs. Jax |
| 10t | Kobie Turner (LAR) | 1.5 | 12/3 vs. Cle |
| 10t | K.J. Henry (Was) | 1.5 | 11/19 vs. NYG |

OJULARI AND STILLS CLIMBING FRANCHISE ROOKIE SACK CHART

The performance of Ojulari and Stills this season gives Arizona multiple rookies with at least 3.5 sacks in a season for just the second time in franchise history. The Cardinals 2004 Draft class featured future stars Karlos Dansby (5.0) and Darnell Dockett (3.5).

| Rnk | Player (Year) | Sacks |
|-----|---------------------------|-------|
| 1 | DE Simeon Rice (1996) | 12.5 |
| 2 | LB Sam Acho (2011) | 7.0 |
| 3t | DT Mark Smith (1997) | 6.0 |
| 3t | LB Ken Harvey (1988) | 6.0 |
| 5t | LB Karlos Dansby (2004) | 5.0 |
| 5t | DE Andre Wadsworth (1998) | 5.0 |
| 7t | LB BJ Ojulari (2023) | 4.0 |
| 7t | LB Markus Golden (2015) | 4.0 |
| 7t | DT Eric Swann (1991) | 4.0 |
| 7t | LB Anthony Bell (1986) | 4.0 |



OJULARI AND STILLS SEASON HIGHLIGHTS

In the last nine games, Ojulari and Stills have combined for 58 tackles, 6.5 sacks, seven tackles for loss, 10 QB hits and a fumble recovery.

OJULARI: Had the best game of his young career in the win over the Falcons in Week 10. He finished with season highs in tackles (8), sacks (2.0), QB hits (2) and tackles for loss (2). Ojulari's 2.0 sacks tied the franchise single-game record for a rookie.

After totaling six tackles in his first seven games, Ojulari has 25 tackles, 4.0 sacks, four tackles for loss, six QB hits and a pass defended in the last eight games.

STILLS: Breakout came in Week 8 vs. the Ravens when he totaled five tackles, 1.5 sacks, two QB hits and a tackle for loss.

Stills has been outstanding all season for Arizona. In 14 games played he leads all Arizona D-Linemen in tackles (46) and sacks (3.5) and is tied for the lead in tackles for loss (5).

Stills has multiple tackles in 13 of 14 games played, including seven outings with at least four tackles.



DEFENSE PUTTING UP NUMBERS

The Cardinals defense continues to put up numbers in 2023 - the unit's first season under head coach **Jonathan Gannon** and defensive coordinator **Nick Rallis**.

Through 15 games, Arizona's defense has accumulated:

33.0 Sacks
70 Tackles for Loss
57 QB Hits
58 Passes Defensed
14 Takeaways (10 INT, 4 FR)
4 Forced Fumbles
4 Fumble Recoveries



SPECIAL TEAMS ALSO MAKING AN IMPACT WITH TAKEAWAYS

In addition to their 13 takeaways on defense in 2023, the Cardinals also have two takeaways on special teams. Arizona (2), joins Baltimore (3), Denver (2), Jacksonville (2) and the N.Y. Giants (2) as the only teams with multiple takeaways on special teams this season.

PRESSURE COMING FROM ALL OVER

Arizona has had 13 different players record at least a partial sack in 2023. Only Detroit (17), Buffalo (16), Baltimore (15), Kansas City (15), San Francisco (14), Washington (14), Indianapolis (14) and Miami (14) have had more.

| Player | Sacks |
|-----------------------|-------|
| LB Dennis Gardeck | 6.0 |
| LB Victor Dimukeje | 4.0 |
| LB BJ Ojulari | 4.0 |
| LB Zaven Collins | 3.5 |
| DL Dante Stills | 3.5 |
| DL Leki Fotu | 2.5 |
| DL Kevin Strong | 2.5 |
| LB Kyzir White | 2.0 |
| DL Jonathan Ledbetter | 1.5 |
| DL Ben Stille | 1.0 |
| S Jalen Thompson | 1.0 |
| DL Carlos Watkins | 1.0 |
| LB Josh Woods | 0.5 |



Of the 13 Arizona players who have recorded a sack in 2023, six - Victor Dimukeje, Dante Stills, BJ Ojulari, Ben Stille, Jalen Thompson and Josh Woods - posted their first career sack.

BLOUNT A FORCE ON SPECIAL TEAMS

Despite having played in just nine games for Arizona this season - he was elevated from the practice squad to the active roster in early October and missed two games due to injury - **S Joey Blount** has made a big impact on special teams for the Cardinals.

He forced a fumble - recovered both times by Arizona - on punt coverage in consecutive games against the Rams (Week 6) and Seahawks (Week 7). He has also added five tackles on special teams.

Despite having played in just nine games, Blount is the only player in the NFL this season with multiple forced fumbles on special teams. He was the first Cardinals player in at least 20 years to have a forced fumble on special teams in back-to-back games.



GILLIKIN AMONG NFL PUNTING LEADERS

Since being signed by the Cardinals in early October, **P Blake Gillikin** has appeared in 11 games and punted 48 times for 2,428 yards. **He is averaging 50.6 yards per punt in 2023, which ranks fourth in the NFL.**

| 2023 NFL Leaders - Punting Average | | | | |
|------------------------------------|----------------------------|-------------|-----------|--------------|
| Rnk | Player (Team) | Avg. | Punts | Yards |
| 1 | Ryan Stonehouse (Ten) | 53.1 | 53 | 2,812 |
| 2 | Bryan Anger (Dal) | 52.0 | 40 | 2,081 |
| 3 | A.J. Cole (LV) | 50.9 | 66 | 3,362 |
| 4 | Blake Gillikin (AZ) | 50.6 | 48 | 2,428 |
| 5 | Jake Camara (TB) | 50.3 | 66 | 3,317 |

Last week at Chicago, Gillikin averaged 52.2 yards on six punts. It marked the eighth time in 11 games played this season that Gillikin has averaged 50.0+ yards per punt.

In Week 12 vs. the Rams, Gillikin converted a fake punt on his first career rushing attempt. On a 4th-n-7 from the AZ 28-yard line, he ran for 10 yards - the longest run by a punter since 2018 (NYG P Riley Dixon - 14 yard run in Week 15).



GARDECK THE UNDRAFTED SACK LEADER

LB **Dennis Gardeck** - a four-time team captain and two-time Pro Bowl alternate who has been with the Cardinals since signing with the team as a rookie free agent out of Sioux Falls in 2018 - **finished the Week 10 win over the Falcons with five tackles, a sack, a tackle for loss, a QB hit and a pass defensed.**

His 3rd quarter sack of Falcons QB Taylor Heinicke was his 13th career sack, establishing a new franchise record for a player who entered the league undrafted. He surpassed the previous mark set by LB Ronald McKinnon.

Gardeck padded his record by recording a sack of Bears QB Justin Fields in the first quarter last week in Chicago, giving him 14.0 sacks in his career.

Franchise History

Career Sacks by Undrafted Player

| Rnk | Player (Years) | Sacks |
|-----|----------------------------------|-------------|
| 1 | LB Dennis Gardeck (2018-) | 14.0 |
| 2 | LB Ronald McKinnon (1996-04) | 12.0 |
| 3 | LB Paris Lenon (2010-12) | 7.0 |
| 4 | DE Fred Wakefield (2001-06) | 6.5 |
| 5 | DE Olsen Pierre (2017-18) | 5.5 |

Gardeck's sack of Fields last week gives him 6.0 sacks in 2023, leaving him just 1.0 sack shy of tying his career high for a single season (7.0 in 2020). **Gardeck now owns the top two single-season sack totals in franchise history by a player who entered the league undrafted.**



DORTCH COMING ON STRONG

After hauling in one reception for two yards in his first nine games played in 2023, WR Greg Dortch has 14 catches for 182 yards and two TDs over his last five games. Last week in Chicago, Dortch finished with two receptions for 45 yards, including a career-long 38-yard TD reception in the fourth quarter (previous long TD was 6 yards).

During his first three seasons (2019-21) in the NFL, Dortch spent time with five teams (Jets, Panthers, Rams, Falcons and Cardinals) and was released six different times.

He appeared in just seven games with three receptions for 15 yards and 16 returns for 250 yards during that span.

In his last two seasons (2022-23) with Arizona, Dortch has developed into a key contributor for the Cardinals.

In 30 games (6 starts) over the last two seasons, Dortch has 1,583 all-purpose yards (broken down below):

- **67 receptions for 651 yards and 4 TDs**
- **8 rush attempts for 49 yards**
- **50 punt returns for 396 yards**
- **24 kickoff returns for 487 yards**



A HOME RUN THREAT IN ALL PHASES

Entering Arizona's Week 11 matchup at Houston, WR **Rondale Moore** had three career TDs - on receptions that covered 77 and 38 yards and on a 45-yard run. **His fourth career TD came on a 48-yard TD catch on the third play of the game in Week 11 against the Texans.**

Moore's four career TDs have all gone for 35+ yards and covered 208 total yards (52.0-yard average).

Moore's Career TDs

| Opponent | Distance | Type |
|-----------------------|----------|-----------|
| 11/19/23 @ Houston | 48 yards | Receiving |
| 9/24/23 vs. Dallas | 45 yards | Rushing |
| 10/30/22 @ Minnesota | 38 yards | Receiving |
| 9/19/21 vs. Minnesota | 77 yards | Receiving |

RECORD SETTING SEASON AS A RUNNER IN 2023

Moore has 295 receiving yards and a TD on 33 receptions to go along with 165 rushing yards and a TD on 25 carries. **He is the first WR in franchise history to have 100+ rushing yards in a season. The previous franchise record for rushing yards by a WR was 93 by Christian Kirk in 2019.**

Moore's 165 rushing yards rank second among all NFL WRs in 2023.

2023 NFL Leaders - Rushing Yards by WR

| Rnk | Player (Team) | Yds | Att | Avg. |
|-----|---------------------------|------------|-----------|-------------|
| 1 | Deebo Samuel (SF) | 179 | 33 | 5.42 |
| 2 | Rondale Moore (AZ) | 165 | 25 | 6.60 |
| 3 | Jayden Reed (GB) | 119 | 11 | 10.82 |
| 4 | KaVontae Turpin (Dal) | 105 | 10 | 10.50 |
| 5 | CeeDee Lamb (Dal) | 101 | 12 | 8.42 |



A NEW GM IN THE DESERT

On January 16, the Cardinals announced the hiring of **Monti Ossenfort** as the team's general manager.

Ossenfort came to Arizona with 21 years of NFL experience (2002-22). That includes 15 with the New England Patriots and the past three as Director of Player Personnel with the Tennessee Titans.

During his time in New England, Ossenfort helped the Patriots win four Super Bowl titles and earn seven Super Bowl appearances overall. In 21 total NFL seasons, his teams earned postseason berths 16 times.

"It was critically-important for us to find the right person to lead us as General Manager and there is no doubt in my mind that we have that in Monti Ossenfort," said Cardinals owner **Michael Bidwill**. *"He possesses every attribute of a successful GM – passion, leadership, intelligence, work ethic – and his extensive experience has clearly prepared him for his role. We could not be more thrilled to have Monti and his family joining the Cardinals."*

Over the course of his 15 seasons with New England, Ossenfort served as the Director of College Scouting (2014-19), Assistant Director of College Scouting (2011-13), National Scout (2008-10), Area Scout (2006-07) and a Personnel Assistant (2003).

The 44-year old Ossenfort started his tenure in the NFL with Minnesota as a training camp intern in 2001 and worked with the Texans as a pro personnel intern in 2002. After spending 2003 with the Patriots, Ossenfort returned to Houston where he spent two seasons (2004-05) with the Texans as a pro and college scouting assistant. He rejoined the Patriots in 2006 where remained through the 2019 season.

Ossenfort was a four-year letterman and two-year starter at quarterback for the University of Minnesota-Morris and graduated from the school in 2000 with a degree in Economics and Management. He later earned a master's degree in Business Administration and Sports Management from Ohio University.

A native of Luverne, MN, Ossenfort and his wife, Shannon, have three daughters, Emery, Finley and Landry.



ROSTER FACTS & FIGURES

• The Cards have added **18** veteran free agents, **8** of their own 2023 draft picks, **1** 2023 Miami draft pick and **4** rookie free agents that were not with the team at any point last season. In all, 31 of the 52 players (59.6%) on the current roster were not with the Cardinals during the 2022 season.

• OL **D.J. Humphries** (2015) and LS **Aaron Brewer** (2016) are the most tenured players on the Cardinals active roster.

• The Cardinals oldest player is K **Matt Prater** (39 years old) and the team's youngest player is rookie LB **BJ Ojulari** (21). *At 39 years old (born 8/10/84), the only active players older than Prater are Jets QB Aaron Rodgers (39 - born 12/2/83), Bears TE Marcedes Lewis (39 - born 5/19/84) and Seahawks OL Jason Peters (41 - born 1/22/82).*

• The average age on the Cardinals Week 1 roster was 26.9 years old. Arizona's Week 1 roster featured just five players age 30+, compared to 12 such players on the Week 1 roster in 2022.

• Arizona's roster features the only active player in the NFL who entered the league through the Supplemental Draft (S **Jalen Thompson**) and 20 players who entered the NFL as undrafted free agents.

Player Count - By Position

The Cardinals current roster consists of:

| Position | Players |
|----------------|---------|
| Linebackers | 11 |
| Offensive Line | 10 |
| Wide Receivers | 5 |
| Safeties | 5 |
| Defensive Line | 5 |
| Cornerbacks | 4 |
| Tight Ends | 4 |
| Running Backs | 3 |
| Specialists | 3 |
| Quarterbacks | 2 |



CARDS CAPTAINS

The Cardinals named six players to serve as team captains in 2023.

OFFENSE: OL D.J. Humphries / QB Kyler Murray / RB James Conner
DEFENSE: S Budda Baker / LB Kyzir White
SPECIAL TEAMS: LB Dennis Gardeck

Of the Cardinals six captains, five served in the role with Arizona last season: Murray, Humphries, Baker, Conner and Gardeck.

Murray, Baker and Gardeck are all serving as team captains for the fourth consecutive season.

Conner earned the honor for the second time in his career (2022) while White was named a team captain for the first time in his career.



TRADES HIGHLIGHT OSSENFORT'S FIRST OFFSEASON

Ossenfort has kept busy in his first offseason as the Cardinals GM, particularly when it comes to trades. Dating back to the 2023 NFL Draft, he has executed eight trades: four draft-day trades three more during training camp/preseason and one during the season.

Those transactions have netted seven picks in the 2024 NFL Draft.

A LOOK INSIDE OSSENFORT'S FIRST DRAFT

Ossenfort executed four trades in the first three rounds of this year's draft.

Arizona entered the draft with eight selections and the team used only three of those original picks (#168, #180, #213) - including one (#168) - that was traded to Detroit in round one only to be acquired back by Arizona in day two.

Cardinals Trades During 2023 NFL Draft

1st Round (Houston)

AZ traded down with the Texans, giving up picks #3 and #105
 AZ acquired picks #12, #33 and 2024 1st and 3rd round picks

1st Round (Detroit)

AZ traded up with the Lions, giving up picks #12, #34 and #168
 AZ acquired picks #6 (Johnson) and #81

2nd Round (Tennessee)

AZ traded down with the Titans, giving up picks #33 and #81
 AZ acquired picks #41 (Ojulari), #72 (Williams) and a 2024 3rd round pick

3rd Round (Detroit)

AZ traded down with the Lions, giving up pick #96
 AZ acquired picks #122 (Gaines), #139 (Tune) and #168 (Pappoe)

Add in the picks acquired in the trades with the Giants, Texans, Browns and Vikings since the draft and the Cards will enter the 2024 NFL Draft with 11 picks.

Cardinals Scheduled 2024 Draft Picks*

- 1st Round Pick
- 1st Round Pick (From Texans)
- 2nd Round Pick
- 3rd Round Pick
- 3rd Round Pick (From Texans)
- 3rd Round Pick (From Titans)
- 4th Round Pick
- 5th Round Pick
- 5th Round Pick (From Texans)
- 6th Round Pick (From Vikings)
- 7th Round Pick (From Giants)

*Does not factor in potential compensatory picks



FLAG FOOTBALL INCLUDED IN 2028 OLYMPIC GAMES



The International Olympic Committee (IOC) voted in favor of the inclusion of flag football at the 2028 Summer Olympics in Los Angeles. It marks the first time in history that the game of football will be a part of the Olympic Games.

An estimated 20 million people in more than 100 countries currently participate in flag football. This year will see 65 national teams participate in the International Federation of American Football (IFAF) Continental Flag Football Competition.

Throughout the fall, the Cardinals are celebrating the inaugural season of sanctioned High School Girls Flag Football in the state of Arizona by highlighting a weekly game. Each week Valley football fans vote to select the Girls Flag Football Game of the Week that representatives from the Cardinals will attend.

Arizona is one of eight states to offer high school girls flag football as a sanctioned sport, while 20 states have adopted the sport as a pilot program. In 2023, 57 Arizona high schools are offering sanctioned girls flag football. The NFL and Cardinals are continuing to emphasize outreach to promote girls flag football and help further grow the game.

ASSISTANT COACHING STAFF IN 2023



KLAYTON ADAMS - OFFENSIVE LINE

- 1st season with AZ and 5th NFL season, having spent the previous four years (2019-22) with the Colts.
- Prior to entering the NFL spent 14 seasons at the college level, including stops at Boise State, San Jose State and Colorado.



KENNY BELL - DIR., FOOTBALL STRATEGY

- 5th season with AZ and 5th NFL season, after joining the team in January 2019.
- Prior to entering the NFL, spent 10 seasons at the college level with Houston and Texas A&M and Texas Tech.



JASON BENGUCHE - ASST. STRENGTH

- 1st season with AZ and 8th NFL season, having spent seven seasons (2013-19) with the Panthers.
- Prior to arrival in Arizona, was the director of performance at Jet Performance Labs in Mooresville, NC from 2020-22.



RONALD BOOKER - DEF. QUALITY CONTROL

- 3rd season with AZ and 1st as defensive quality control coach. Spent last two years as team's defensive assistant.
- Spent two years (2020-21) as a Bill Walsh Coaching Fellow with Arizona before being hired full time in August, 2021.



CHRIS COOK - ASST. OFFENSIVE LINE

- 1st season with AZ and 2nd NFL season. Spent the 2022 season at Duke as an offensive analyst.
- Prior to his time with the Blue Devils, his first NFL coaching experience was with the Broncos in 2021 assisting the O-Line.



AUTREY DENSON - RUNNING BACKS

- 1st season with AZ and 5th NFL season, with his previous four years in the NFL coming as a player with the Dolphins, Bears & Colts.
- Former standout RB at Notre Dame who holds school record for rushing yards (4,318) and ranks 2nd in rushing TDs (43).



EVERETT GATHRON - ASST. STRENGTH

- 1st season with AZ and 1st NFL season, after spending the previous five seasons at Ohio State.
- Certified by the NSCA as CSCA and United States of America Weightlifting (USAW) as a Sports Performance Coach Level 1.



BLAINE GAUTIER - BILL BIDWILL FELLOWSHIP

- 1st season with AZ and 1st NFL season, having spent the previous eight seasons (2015-22) at the college level.
- Former QB at the Univ. of Louisiana (2009-12), where he threw for 4,159 yards and 32 TDs and rushed for 883 yards and 12 TDs.



DERRICK LEBLANC - DEFENSIVE LINE

- 1st season with AZ and 2nd NFL season, joined the Cardinals after serving as asst. D-Line coach with the Dolphins in 2022.
- Has over 22 years (2000-2022) of coaching experience, including 21 at the college level with LSU, Southern Miss and Arkansas.



EVAN MARCUS - HEAD STRENGTH

- 1st season with AZ and 17th NFL season. Has been a head strength coach with four NFL teams (AZ, Min, Mia, Atl).
- Began his college coaching career as an assistant strength and conditioning coach at Arizona State for two seasons (1991-92).



BUDDY MORRIS - SR. RECONDITIONING COOR.

- 10th season with AZ and 13th NFL season. Joined Cardinals in 2014.
- Worked with multiple future Hall of Famers and an Olympic gold medalist during his time at the University of Pittsburgh (1980-89, 1997-2001, 2007-10).



MARK NAYLOR - ASST. STRENGTH

- 4th season with AZ and 5th NFL season, after joining the team in 2020.
- Prior to the start of NFL coaching career, spent 14 seasons on the college level with stops at Ball State, Michigan and Eastern Kentucky.



WILLIAM PEAGLER - ASST. DEFENSIVE LINE

- 1st season with AZ and 1st NFL season, joined the Cardinals following 12 years at the college level.
- Coached TEs last season at the Univ. of Florida following two seasons (2020-21) as RBs coach at Michigan State.



JAY RAZZANO - COACHING ASSISTANT

- 2nd season with AZ and 2nd NFL season, after spending last year as assistant to the head coach.
- Father, Dave, is the GM of the Memphis Showboats of the USFL and was a longtime NFL scout.



ROB RODRIGUEZ - OUTSIDE LINEBACKERS

- 1st season with AZ and 6th NFL season. Spent five seasons (2015-19) as an asst. D-Line coach with the Minnesota Vikings.
- Prior to joining the Cardinals spent three seasons (2020-22) as the D-Line coach at Arizona State.



KYLE SAMMONS - SCIENCE COORDINATOR

- 1st season with AZ and 1st NFL season, after previously spending 7 seasons (2015-21) at the University of Washington.
- Began his career at the collegiate level at the University of Nevada and spent four seasons (2011-14) there in various roles.



BRANDON SCHWAB - ASST. TO HEAD COACH

- 1st season with AZ and came to the Cardinals with 14 years of NFL experience (1999-12) with the Rams, where he worked as both a coach and in the team's scouting department. Spent the last two years (2021) as DC at Milken Community College in L.A.



CONNOR SENGER - OFF. QUALITY CONTROL

- 2nd season with AZ and first as an offensive quality control coach after being promoted in 2023.
- Spent first season in AZ in 2022 as part of Bill Bidwill Coaching Fellowship, assisting with QBs.



SAM SEWELL - ASST. SPECIAL TEAMS

- 1st season with AZ and 1st NFL season. Joined the Cardinals following five years (2018-22) as RBs coach at Eastern Michigan.
- Two-year starter at Northern Colorado (2006-10) at TE, appearing in 31 games on special teams.



SAM SIEFKES - LINEBACKERS

- 1st season with AZ and 3rd NFL season. Spent last two years (2021-22) with the Vikings (off. quality control & asst. LBs).
- Prior to his time in Minnesota, served as defensive coordinator/ILBs coach at Wofford College (2018-20).



RYAN SMITH - CORNERBACKS

- 1st season with AZ and 1st NFL season. Came to the Cardinals following a year as CBs coach at Northwestern in 2022.
- Played CB at William & Mary (2010-13) appearing in 22 games with two CAA Academic All-Conference selections (2012-13).



BEN STEELE - TIGHT ENDS

- 1st season with AZ marks his 10th NFL season. Previously coach with Tampa Bay, Atlanta, Minnesota and lastly in Denver (2022).
- A former NFL TE, spent two seasons (2004-05) with the Packers appearing in 17 regular season games and one postseason contest.



SHEA THOMPSON - DIR. FOOTBALL PERFORMANCE

- 8th NFL season is his 1st with the Cardinals. Came to AZ following four years (2019-22) with the 49ers.
- Prior to entering the NFL with Cincinnati (2016), spent nine seasons (2007-15) at the college level with Nebraska, N. Illinois and Minnesota.



PATRICK TONEY - DEFENSIVE BACKS

- Following 11 seasons (2012-22) at the college level, begins his 1st season in AZ and 1st in the NFL.
- During his time in the college ranks coached the secondary, safeties, OLBs and also spent time as a defensive coordinator.



SPENCER WHIPPLE - PASS GAME SPECIALIST

- 5th season with AZ and 5th NFL season, after joining the team in 2019 as an offensive quality control coach.
- Began career on the college level, spending seven seasons (2012-18) at Pitt and UMass.



ISRAEL WOOLFORK - QUARTERBACKS

- 1st season with AZ and 2nd NFL season. Spent last season in Cleveland as asst. QBs coach under Drew Petzing.
- Three-year starter at Grand Valley State (2008-12) at WR, earning all-conference honors as a senior and was voted a team captain.

CARDINALS 2023 DRAFT CLASS HIGHLIGHTS

ARIZONA SELECTS NINE IN 2023

The Cardinals selected nine players in the 2023 NFL Draft, including eight who are on Arizona's active roster. One pick - OL Jon Gaines II - is not on the active roster due to injury.

Cardinals 2023 NFL Draft Picks

| Rd | Overall | Name | Pos | College |
|----|-------------------|-------------------|-----|---------------|
| 1 | 6 th | Paris Johnson Jr. | OL | Ohio State |
| 2 | 41 st | BJ Ojulari | LB | LSU |
| 3a | 72 nd | Garrett Williams | CB | Syracuse |
| 3b | 94 th | Michael Wilson | WR | Stanford |
| 4 | 122 nd | Jon Gaines II* | OL | UCLA |
| 5a | 139 th | Clayton Tune | QB | Houston |
| 5b | 168 th | Owen Pappoe | LB | Auburn |
| 6a | 180 th | Kei'Trel Clark | CB | Louisville |
| 6b | 213 th | Dante Stills | DL | West Virginia |



*Injured Reserve

The 2023 NFL Draft marked just the third time in the last 22 years (11 in 2019; 9 in 2013) the Cardinals had at least nine picks in a single draft.

OL PARIS JOHNSON JR. (ROUND 1)

• **First offensive lineman taken in the draft and the fourth offensive player behind QBs Bryce Young, C.J. Stroud and Anthony Richardson.**

• Taken #6 overall by the Cardinals, **became the highest-drafted offensive lineman out of Ohio State since Orlando Pace was picked #1 overall by the Rams in 1997.**

• **Graduated from Ohio State in less than three years, earning a degree in Journalism.** An All-American on the field, he was also a credentialed member of the media while working for the school newspaper, The Lantern. Johnson has also learned to speak Mandarin Chinese and Portuguese.

• Played in 31 games in three seasons (2020-22) at Ohio State, starting 26 consecutive games over his final two years. He was a 13-game starter at RG in 2021 and started all 13 games at LT in 2022. He played five games at guard as a true freshman.

• **As a junior in 2022, earned unanimous first-team All-American honors.**



LB BJ OJULARI (ROUND 2)

• Last name pronounced "oh-joo-LARR-ee".

• **Selected nine picks earlier than his brother - Giants LB Azeez Ojulari - was taken by New York in the second round (50th overall) of the 2021 NFL Draft. The brothers will face off when Arizona hosts the Giants in Week 2 of the regular season.**

• A first-team All-SEC selection as a junior in 2022, Ojulari started 24-of-34 games played in three seasons (2020-22) at LSU and totaled 129 tackles, 25.0 tackles for loss, 16.5 sacks, two forced fumbles and two passes defended.

• **A permanent captain, was awarded the prestigious #18 jersey for LSU as a junior in 2022.**

• Descendant of Nigerian royalty. His maternal grandfather was Olaniyi Osuntoki, who later changed his name to Prince Twins Seven-Seven (he was the sole survivor of his parents' seven sets of twins). In the late 1890s, Prince Twins Seven-Sevens' grandfather was the King of Ibadan, a city in southwestern Nigeria.



CB GARRETT WILLIAMS (ROUND 3a)

• Began the 2023 season on Reserve/NFI list and made his NFL debut in Week 7 at Seattle.

• Spent four seasons (2019-22) at Syracuse where he appeared in 32 games (28 starts) and had 152 tackles, 9.5 tackles for loss, 2.0 sacks, four INTs (one returned for a TD) and 27 passes defended.

• **A three-time All-ACC selection and Freshman All-American (2020), led the ACC in passes defended in both 2020 and 2021.**

• In 2021, was an All-ACC selection after starting 10 games and totaling 52 tackles, an ACC-leading 10 passes defended and five tackles for loss.

• **During his redshirt freshman season in 2020, recorded his first college INT when he picked off a Trevor Lawrence pass and returned in 39 yards for a TD. It was the first pick-six surrendered by Lawrence.**



WR MICHAEL WILSON (ROUND 3b)

• Spent five years (2018-22) at Stanford, where he appeared in 39 games (30 starts) and totaled 134 receptions for 1,662 yards (12.4 avg.) and 11 TDs.

• **A two-time honorable-mention All-Pac-12 selection (2020, 2022), was limited to six games played in 2022, but posted 16 receptions for 418 yards and four TDs, averaging career high for receiving yards per game (69.7) and receiving average (16.1).**

• **Four-time member of the Pac-12 All-Academic Honor Roll (2019, 2020, 2021, 2022), graduated from Stanford with a master's degree in Communication and Media Studies in 2022 and a bachelor's degree in Management Science and Engineering, Finance, and Decision in 2021.**

• **In Arizona, is being mentored by passing game coordinator/WRs coach Drew Terrell, who played WR at Stanford from 2009-12.**



QB CLAYTON TUNE (ROUND 5a)

• **During his five years (2018-22) with the Cougars, was a three-time team captain and played in 47 games (44 starts), completing 956-of-1,497 pass attempts (63.9%) for 11,994 yards and 104 TDs. He also rushed for 1,248 yards and 15 TDs on 412 carries.**

• **He left Houston ranked second in school history in career TD passes (104) and TDs responsible for (119), third in completions (956) and fourth in victories (25).**

• In his final two years at Houston (2021-22), led the Cougars to a 20-7 record and **was named the MVP of the Birmingham Bowl (2021 vs. Auburn) and Offensive MVP of the Independence Bowl (2022 vs. Louisiana).**

• **As a junior in 2021, Tune led Houston to a 12-2 record, marking just the third season of 12+ wins in school history.**



LB OWEN PAPPOE (ROUND 5b)

• **A two-time team captain and 2022 Butkus Award semifinalist, started all 41 games played at Auburn dating back to his true freshman season in 2019.**

• Finished his college career with 256 tackles, 15.0 tackles for loss, 8.0 sacks, two INTs, nine passes defended, three forced fumbles and a fumble recovery.

• **Despite his size (6-0, 225) is an exceptional athlete. Ran the fastest 40-yard dash time (4.39 seconds) of all linebackers at the 2023 NFL Combine. In fact, the only LB in Combine history to run the 40-yard dash faster was Shaq Griffin (4.38) in 2018.**

• **Graduated from Auburn in December of 2022 with a bachelor's degree in Exercise Science.**



CB KEI'TREL CLARK (ROUND 6a)

• After spending his freshman season (2018) at Liberty University, **played his final three seasons (2020-22) at Louisville where he was a two-time All-ACC selection who started 28-of-31 games played and recorded 127 tackles, five INTs (one returned for a TD), 28 passes defended, 9.5 tackles for loss, a sack and two fumble recoveries (one returned for a TD).**

• **Scored TDs on both takeaways in 2022. Clark had his first college TD on a 59-yard fumble return vs. Pittsburgh. The following week vs. Wake Forest, he returned an INT 46 yards for a TD.**



DL DANTE STILLS (ROUND 6b)

• In his five years (2018-22) with the Mountaineers, started 26-of-58 games played and totaled 138 tackles, 52.5 tackles for loss, 23.5 sacks, an INT, five passes defended, six forced fumbles, two fumble recoveries and two blocked kicks.

Stills West Virginia Highlights:

- **Played school-record 58 career games (36 starts)**
- **Set school career record in tackles for loss (52.5)**
- **Ranks #4 in school history in career sacks (23.5)**



CARDINALS HAVE NEW UNIFORMS IN 2023



In April, the Cardinals unveiled new uniforms that the team is wearing this season.

The new uniforms were designed in collaboration with Nike in a process that spanned over three years. It began in late 2019 before being interrupted by COVID-19 a short time later and then re-starting. The end result is a product that is world-class in terms of both performance and aesthetics.

The Nike Vapor Field Utility Special Edition (F.U.S.E.) uniforms combine leading edge fabric technology with a precision fit. The stretch woven body fabric of Nike Vapor F.U.S.E. is made with at least 85% recycled nylon. Lightweight with superior breathability and mobility, it is also the first football uniform to meet Nike Dri-FIT standards for thermal regulation and airflow.

In terms of appearance, the sleek, new Cardinals uniforms feature three different styles:

HOME UNIFORM

The team's home uniform consists of red jerseys with matching red pants. The jersey features white, perforated twill numbers accented by silver, kiss cut framis material.

Sewn-in twill lettering spells out the "Arizona" wordmark that spans the front and a white thermoplastic polyurethane (TPU) Cardinals birdhead adorns the upper back. Embroidered in white lettering on the inside back of the red jersey's neckline is the phrase "Protect the Nest."



ALTERNATE BLACK UNIFORM

Also unveiled were the team's alternate uniforms that closely resemble the design of the road ones except that they are black from head to toe rather than white.

Like the white road uniform, the alternate black one also features red perforated numerals - though outlined in silver material - and its sleeves are also adorned with the same red and silver stripes and Cardinals wordmark. Similarly the black pants feature red and silver framis stripes down each side, identical to the white ones.



AWAY UNIFORM

On the road, the Cardinals will sport an all-white look from head to toe. Red perforated twill numerals outlined in black pop from the white jersey. In an homage to past Cardinals uniforms, its sleeves feature a pair of red framis stripes surrounding a single silver one with the Cardinals wordmark printed on it.

The upper back of the jersey features a three-color TPU Cardinals birdhead while the inner back neckline is embroidered with "Bird Gang" in red. The uniform's all-white pants are interrupted only by red and silver framis stripes down each side that mimic the stripes on the jersey's sleeves.



HELMET RE-DESIGN

Capping off the new look for the Cardinals is a re-designed helmet. Its white shell gets a subtle silver sparkle from Large Texas Flakes. This complements a new silver facemask that replaces the previous gray one. The helmets front and rear "bumpers" feature rubberized, 3-D Cardinals wordmarks in red.

The Cardinals logo on each side of the helmet is now larger and updated with digital shading and a metallic sheen. The white helmet accompanies the home and road uniforms while a black helmet is paired with the alternate black uniform.



ELEVATING A FRANCHISE

Owner **Michael Bidwill** has been steering the Cardinals organization for nearly two decades. His leadership during that time has been instrumental in transforming the franchise both on and off the field.

Highlights of Bidwill's tenure:

- Michael continues a tradition of Bidwill ownership of the Cardinals that dates back to his grandfather, Hall of Famer Charles Bidwill, who purchased the team in 1933.
- Of the franchise's seven all-time postseason wins, five have come during Michael's tenure leading the organization. Arizona has played in 10 postseason contests over the last 16 seasons, after having appeared in just seven total playoff games prior.
- Arizona has appeared in the NFC Championship Game twice since 2008 including a victory in the 2008 conference title game that led to the franchise's first-ever Super Bowl appearance (Super Bowl XLIII).
- With an 11-6 record in 2021, the Cardinals reached 11+ wins in a season for the sixth time in franchise history. Three of those six 11-win campaigns came with Michael leading the team: 13 in 2015, 11 in 2014, 11 in 2021.
- Among Bidwill's most substantial accomplishments with the Cardinals is the creation of State Farm Stadium. The world-class venue has not only been critical for the franchise but has also resulted in over \$5 billion in economic impact for the state of Arizona.
- On February 12, 2023, State Farm Stadium hosted its third Super Bowl when a record 115 million viewers watched Super Bowl LVII. State Farm Stadium also hosted Super Bowls XLII (following 2007 season) and XLIX (following 2014 season).
- In addition to his role in helping Arizona land three Super Bowls, Michael was also instrumental in getting the 2015 Pro Bowl moved to State Farm Stadium; played a week before Super Bowl XLIX, the two events combined to deliver a record economic impact of \$720 million to the region.
- Since State Farm Stadium opened in 2006, the Cardinals have sold out 171 games at the venue (every non-pandemic game played there).
- In 2022, the Cardinals made their first-ever appearance on *Hard Knocks*, television's most acclaimed sports reality franchise. Arizona was the second team to be featured on *Hard Knocks In Season*, which documented the second half of the Cardinals 2022 campaign in real time.
- In January of 2016, the National Football Foundation (NFF) and College Hall of Fame inducted Bidwill and Governor Doug Ducey into the NFF Leadership Hall of Fame.



Cardinals Under Michael Bidwill (2007-Present)

| Statistic | Totals |
|---------------------------------------|---------|
| Postseason Record | 5-5 |
| Regular Season Home Record | 71-62-2 |
| Postseason Home Record | 4-0 |
| Overall Home Record (RS + Postseason) | 75-62-2 |
| Seasons with .500 Record or Better | 10 |
| Seasons with 10+ Wins | 5 |
| Postseason Berths | 5 |
| Best Regular Season Record | 13-3 |
| Division Titles | 3 |
| Conference Championship Games | 2 |
| Super Bowl Appearances | 1 |

GAUTIER IS 6TH BIDWILL FELLOWSHIP HIRE

In March, the Cardinals announced the addition of Blaine Gautier (GO-chay) to the coaching staff as the newest participant in the **Bill Bidwill Coaching Fellowship** program.

ABOUT THE BILL BIDWILL COACHING FELLOWSHIP: The Cardinals established the *Bill Bidwill Coaching Fellowship* prior to the 2015 season. Gautier is the sixth individual to participate in the program, which is designed to increase diversity and create additional opportunities for coaching experience at the highest level. The three most recent participants advanced from the fellowship to full-time assistant coach positions – two on the Cardinals coaching staff and one - Jordan Hogan - is a member of the 49ers staff.

Long-time Cardinals owner **Bill Bidwill**, who passed away in 2019, was at the forefront of providing opportunities to individuals regardless of race or gender. In 2010, he was honored with the Fritz Pollard Alliance's Paul "Tank" Younger Award for promoting diversity in the NFL. In 1978, Adele Harris became the first African American female executive in the NFL when she was hired as the Cardinals director of community relations. In 1981, Bidwill hired attorney Bob Wallace, making him the first African American to handle contract negotiations for an NFL club. In 2004, the Cardinals became the first NFL team to have an African American general manager/head coach duo in Graves and Dennis Green.

18TH SEASON AT STATE FARM STADIUM

The Cardinals are in their 18th regular season at State Farm Stadium. Arizona earned its second home win of the 2023 season with their come-from-behind 25-23 victory over the Atlanta Falcons in Week 10. Arizona will go for its third home win in the regular season finale vs. the Seattle Seahawks.

A LOOK AT CARDINALS OPPONENTS AT STATE FARM STADIUM IN 2023

- Of the Cardinals eight home games at State Farm Stadium, six have come vs. teams that made the playoffs last season.
- The eight teams posted a combined 77-57 (.574) record last season.
- Of the seven teams to win 12+ games in 2022, four are visiting State Farm Stadium during the 2023 season.



Cardinals Remaining Home Games at State Farm Stadium (2023)

| Week | Opponent | 2022 Highlights |
|------|----------|------------------------------------|
| 18 | Seattle | 9-8 record; earned Wild Card berth |

A LOOK AT CARDS SUCCESS IN FIRST 17+ SEASONS AT STATE FARM STADIUM

Arizona has had significant success since moving into State Farm Stadium in 2006, including some of the best seasons in franchise history. Below is a look at the Cardinals results in their first 17+ years at State Farm Stadium compared to 18 seasons at Sun Devil Stadium.

| Overall Comparison Statistic | 17+ seasons at State Farm Stadium | 18 seasons at Sun Devil Stadium |
|-------------------------------|-----------------------------------|---------------------------------|
| Sellouts | 171 (excluding 2020) | 12 |
| Regular Season Home Record | 74-68-2 | 64-80 |
| Home Win % | .521 | .444 |
| Postseason Record | 5-4 | 1-1 |
| Postseason Home Record | 4-0 | 0-0 |
| Postseason Berths | 5 | 1 |
| Division Titles | 3 | 0 |
| Conference Championship Games | 2 | 0 |
| Super Bowl Appearances | 1 | 0 |

IT GETS LOUD IN THERE

Dating back to the inaugural year at the venue in 2006, Cardinals opponents have accumulated 214 accepted false start penalties in the regular season. That is the most for any home team in the NFL during that span.



NFL Leaders Opponent False Start Penalties in a Home Stadium (2006-23)

| Rnk | Home Team | FS | Stadium |
|-----|-----------|-----|----------------------------|
| 1 | Cardinals | 214 | State Farm Stadium |
| 2 | Seahawks | 213 | Lumen Field |
| 3 | Titans | 203 | Nissan Stadium |
| 4 | Eagles | 194 | Lincoln Financial Field |
| 5 | Broncos | 185 | Empower Field at Mile High |

BETMGM SPORTSBOOK AT STATE FARM STADIUM

Last year, the Cardinals and BetMGM debuted the first sportsbook at an NFL stadium. The BetMGM Sportsbook at State Farm Stadium is a two-story, 17,000-square-foot entertainment destination featuring state-of-the-art sports wagering amenities, concert-hosting facilities, a gourmet grille and bar and a variety of screens to watch games.


"We are proud and thrilled to be the NFL's first team to offer its fans this type of unprecedented amenity and innovative experience," Cardinals owner **Michael Bidwill** said at the opening. "The BetMGM Sportsbook at State Farm Stadium gives us a chance to engage current and potential fans on a year-round basis in a fun, entertaining and responsible way."



Located on The Great Lawn, the BetMGM Sportsbook at State Farm Stadium operates on both event and non-event days, offering guests a massive 265-square-foot video wall, 38 TVs and indoor-and-outdoor dining options.

Throughout the year, the BetMGM Sportsbook at State Farm Stadium serves as an outdoor music and comedy concert amphitheater, hosting events for audiences gathered on The Great Lawn.

KYLER MURRAY - AT A GLANCE



- Selected #1 overall by the Cardinals in the 2019 NFL Draft. Won 2019 AP NFL Offensive Rookie of the Year. Signed the largest contract in franchise history when he agreed to an extension in July of 2022 that will keep him under contract through the end of the 2028 season.

- In his career (63 games), has completed 1,445-of-2,178 pass attempts (66.4%) for 15,153 yards and 90 TDs while rushing for 2,381 yards and 26 TDs on 415 carries (5.7 avg.).

- For the second straight season, earned Pro Bowl honors in 2021. 1st QB in franchise history named to Pro Bowl twice within his first three NFL seasons. Joined Aaron Rodgers, Patrick Mahomes and Russell Wilson as only NFL QBs named to the Pro Bowl in both 2020 and 2021.

NFL HISTORY

- One of just four players in NFL history (Josh Allen, Russell Wilson and Cam Newton) with 15,000+ passing yards and 2,000+ rushing yards in his first five seasons.

- His 66.4 completion percentage is the 6th highest in NFL history in a player's first five seasons (min. 1,000 attempts).

- One of five QBs in NFL history (Josh Allen, Lamar Jackson, Russell Wilson and Cam Newton) with 400+ rushing yards in each of his first four seasons.

- Only player in NFL history with 70+ passing TDs and 20+ rushing TDs in his first three seasons.

- First player in NFL history with 3,500+ passing yards and 400+ rushing in each of his first three seasons.

- One of just 15 players in NFL history with 100 total TDs in their first 54 career games.

- Fourth-youngest player in NFL history (24 years, 120 days) to reach 10,000 career passing yards.

- Only Cam Newton (12) had more games with 2+ passing TDs and 1+ rushing TDs in his first four seasons than Murray (11).

- Joins Peyton Manning (2) and Aaron Rodgers (2) as the only players in NFL history with multiple games of 400+ passing yards, 3+ passing TDs and 1+ rushing TD.

- Only player in NFL history with 7,500+ passing yards, 45+ TD passes and 15+ TD runs in his first two NFL seasons.

- In 2020, set an NFL record for the most games (nine) with a passing and rushing TD in a single season (Bills QB Josh Allen passed that record in 2023). Murray has 18 such performances in 63 career games.

- Only player in NFL history with both a passing and rushing TD in five consecutive games (Games 5-9) in 2020.

- In Week 7 of the 2020 season vs. Seattle, became the first player in NFL history to throw for 350+ yards and 3+ TDs while also rushing for 50+ yards and a TD in a single game.

- Just the 8th different QB in NFL history with 3,500+ passing yards and 500+ rushing yards in a season (2019 & 2020) – and just the second rookie (Cam Newton, 2011).

- Between Weeks 4-10 of the 2019 season, set an NFL rookie record with 211 consecutive pass attempts without an INT.

CARDINALS HISTORY

- Only player in franchise history to have 3,500+ passing yards in three consecutive seasons (2019-21).

- Only player in franchise history with 15,000+ passing yards and 2,000+ rushing yards in their career.

- Already owns the franchise record for rushing TDs by a QB (26) and career games with both a passing and rushing TD (18).

- Tied Kurt Warner (5 in 2009) for the most games with a passer rating of 120.0+ in a single season in 2021.

- Established a single-season franchise record with a 67.2 completion percentage (375-of-558) in 2020 which he topped in 2021 with a 69.2 completion percentage (333-of-481). His 66.4 career completion percentage is the best in franchise history.

- Set a single-season franchise record for rushing TDs (11) and rushing yards (819) by a QB in 2020.

- Has been named NFC "Offensive Player of the Week" five times, tying Kurt Warner for the most in franchise history. In 2020 became the first player in team history to earn the honor three times in a single season.

13 GAMES WITH AT LEAST 300

Murray has thrown for 300+ yards in a game 13 times in his career. **Only four players in franchise history have more career 300-yard passing performances than Murray has in his first 63 games played.**

Franchise Record – Games 300+ Passing Yards

| Rnk | Player (Years) | 300+ | Gms |
|-----|-------------------------------|-----------|-----------|
| 1 | Carson Palmer (2013-17) | 25 | 60 |
| 2 | Kurt Warner (2005-09) | 22 | 61 |
| 3 | Neil Lomax (1981-88) | 18 | 108 |
| 4 | Jim Hart (1966-83) | 14 | 199 |
| 5 | Kyler Murray (2019-23) | 13 | 63 |

Murray Career 300-Yard Passing Performances

| Yards | Opponent |
|-------|------------------|
| 406 | 12/20/20 vs. Phi |
| 400 | 9/19/21 vs. Min |
| 383 | 12/13/21 vs. LAR |
| 380 | 10/11/20 @ NYJ |
| 360 | 10/25/20 vs. Sea |
| 349 | 9/15/19 @ Bal |
| 340 | 10/13/19 vs. Atl |
| 326 | 10/30/22 @ Min |
| 325 | 12/29/19 @ LAR |
| 324 | 11/10/19 @ TB |
| 316 | 9/26/21 @ Jax |
| 314 | 9/25/22 vs. LAR |
| 308 | 9/8/19 vs. Det |



Murray is one of four QBs in team history with multiple games of 400+ passing yards, joining Carson Palmer (3), Kurt Warner (2) and Neil Lomax (2).

TDS BY THE BUNCH

In franchise history, only Charley Johnson (4), Jim Hart (3) and Carson Palmer (3) had more games with at least four TD passes in their career than Murray has in his first 63 games.

Franchise History Games w/4+ TD Passes (Career)

| Rnk | Player (Years) | 4+ | Gms |
|-----|-------------------------------|----------|-----------|
| 1 | Charley Johnson (1961-69) | 4 | 108 |
| 2t | Carson Palmer (2013-17) | 3 | 60 |
| 2t | Jim Hart (1966-83) | 3 | 199 |
| 4t | Kyler Murray (2019-23) | 2 | 63 |
| 4t | Kurt Warner (2005-09) | 2 | 61 |
| 4t | Jake Plummer (1997-02) | 2 | 84 |
| 4t | Lamar McHan (1954-58) | 2 | 60 |



The Cardinals Week 8 matchup at Minnesota in 2022 was Murray's 12th with at least three TD passes. **Just 63 games into his career, only five players in franchise history have more games with at least three TD passes than Murray.**

Franchise Record – Games w/3+ TD Passes

| Rnk | Player (Years) | 3+ | Gms Played |
|-----|-------------------------------|-----------|------------|
| 1 | Neil Lomax (1981-88) | 15 | 108 |
| 2 | Charley Johnson (1961-69) | 14 | 87 |
| 3t | Jim Hart (1966-83) | 13 | 199 |
| 3t | Carson Palmer (2013-17) | 13 | 60 |
| 3t | Kurt Warner (2005-09) | 13 | 61 |
| 6 | Kyler Murray (2019-23) | 12 | 63 |

MURRAY'S IMPRESSIVE GROUND GAME

Murray's first four NFL seasons resulted in four of the top six single-season rushing totals by a QB in franchise history.

Franchise Record - Rushing Yards By QB (Season)

| Rnk | Player (Year) | Yds |
|-----|----------------------------|------------|
| 1 | Kyler Murray (2020) | 816 |
| 2 | Kyler Murray (2019) | 544 |
| 3 | Charley Trippi (1951) | 501 |
| 4 | Timm Rosenbach (1990) | 470 |
| 5 | Kyler Murray (2021) | 423 |
| 6 | Kyler Murray (2022) | 418 |

Murray owns three of the seven longest runs by a QB in Cardinals history, including a career-long 57-yarder that is the second-longest in team annals.

Franchise Record - Longest Runs By Quarterback (All-Time)

| Rnk | Player | Dist | Opponent |
|-----|---------------------|-----------|-------------------------|
| 1 | Charley Trippi | 59t | 10/5/52 vs. Chi |
| 2 | Kyler Murray | 57 | 12/25/21 vs. Ind |
| 3 | M.C. Reynolds | 50 | 11/2/58 vs. Phi |
| 4 | Kyler Murray | 48 | 10/4/20 at Car |
| 5t | Joshua Dobbs | 44 | 9/24/23 vs. Dal |
| 5t | Sam Etcheberry | 44 | 12/17/61 vs. Pit |
| 7 | Kyler Murray | 42 | 10/16/22 @ Sea |



JAMES CONNER - AT A GLANCE



- Signed a one-year contract with the Cardinals on 4/13/21 as an unrestricted free agent following four seasons (2017-20) with Pittsburgh. Re-signed with Arizona in March of 2022, agreeing to a three-year contract.

- He is a two-time Pro Bowl selection (2018, '21), two-time Player of the Week (Week 8 of 2018; Week 8 of 2019) and one-time Player of the Month (October of 2018) selection.

CARDINALS HIGHLIGHTS

- Earned Pro Bowl honors for the second time in his career during his first season with Arizona in 2021, becoming just the fifth Cardinals RB to be named to the Pro Bowl during his first season with the team: Ollie Matson (1952), Johnny Roland (1966), Ottis Anderson (1979) and Johnny Johnson (1990).

- Has scored 32 TDs in his first 39 games with Arizona. In franchise history only RB David Johnson (39) had more TDs in his first 39 games with the team. Conner's 32 TDs are the seventh most in the NFL from 2021-23. His 27 rushing TDs through 39 games as a Cardinal are tied for 6th place on the franchise all-time list for career rushing TDs.

- Finished the 2022 season with 1,082 scrimmage yards and eight TDs in 13 games. It marked his second consecutive season with 1,000+ scrimmage yards in Arizona, after posting just one 1,000-yard campaign in four years with Pittsburgh.

- In 2022 had a streak of six consecutive games with a TD (Games 10-15), tying the third longest streak in team history. In the Cardinals first 101 seasons (1920-20) as an NFL franchise, a player had a streak of six consecutive games with a TD in a single season just twice. Conner has had a streak of 6+ games in each of the last two seasons.

- Rushed for two TDs in the Week 13 win at Pittsburgh, marking the 14th game of his career with two-or-more TDs. Since entering the NFL in 2017, his 14 games with two-or-more TDs are tied for the sixth-most league-wide among RBs.

- Earned Pro Bowl honors in 2021 after playing in 15 games (six starts) during the regular season, finishing the year with 752 yards and 15 rushing TDs on 202 rushing attempts while adding 37 receptions for 375 yards and three TDs. Also scored the Cardinals lone TD in the Wild Card matchup.

- His 18 total TDs in 2021 marked the second-highest single-season total in Cardinals history and ranked third in the NFL that year. His 15 rushing TDs also represented the second-highest single-season total in team annals and ranked second in the NFL.

- All 18 of his TDs during the 2021 regular season came in his final 13 games played. Had six games with multiple TDs in '21, joining RB David Johnson (8 in 2016) as the only players in franchise history to have at least six such performances in a single season.

- Had at least one TD (rushing or receiving) in seven consecutive games (Games 7-13) in 2021, tied for the longest streak in franchise history. Included in that stretch was a streak of five straight games with a rushing TD, tying the longest such streak in team history.

CAREER/PERSONAL HIGHLIGHTS

- Earned his first career Pro Bowl selection with the Steelers in 2018, when he rushed for 12 TDs (third in the NFL) and 973 yards on 215 carries (4.5 avg.) while catching 55 passes for 497 yards a TD in just 13 games.

- With the Steelers, appeared in 50 games (33 starts) and ran for 2,302 yards and 22 TDs on 532 carries (4.3-yard avg.) along with 124 receptions for 963 yards and four TDs.

- After tearing his MCL during the first game of his junior year at the University of Pittsburgh (2015), attended rehab and began experiencing excessive fatigue and other concerning symptoms, leading doctors to perform a chest X-ray that revealed Hodgkin's Lymphoma. He endured 12 rounds of chemotherapy and completed his last chemo appointment on May 9, 2016. On May 23, 2016, he announced that he was cancer free.

- The doctor who treated Conner, Dr. Stanley Marks, started the Stanley M. Marks Blood Cancer Research Fund and at his annual fundraiser gives out the "James Conner Courage Award." Conner was on hand in 2022 to present the award to Carrie Richards, one of the nurses who helped in his treatment and later went through the same diagnosis.

- Played in 39 games in four seasons at Pitt (2013-16), and left ranked second in school history in rushing yards (3,733), total TDs (56) and rushing TDs (52), trailing only Tony Dorsett in all three.

CONNER UPS THE SCORING IN ARIZONA

Since joining Arizona in 2021, Conner has 32 TDs. Only six players in the NFL have more scrimmage TDs over the last three seasons (2021-23).

NFL Leaders - Total Scrimmage TDs (2021-23)

| Rnk | Player (Team) | TDs | Rush | Rec |
|-----|-----------------------------|-----------|-----------|----------|
| 1 | RB Austin Ekeler (LAC) | 44 | 30 | 14 |
| 2 | QB Jalen Hurts (Phi) | 38 | 38 | 0 |
| 3 | RB Christian McCaffrey (SF) | 36 | 23 | 13 |
| 4 | RB Joe Mixon (Cin) | 34 | 28 | 6 |
| 5 | RB Derrick Henry (Ten) | 34 | 34 | 0 |
| 6 | WR Mike Evans (TB) | 33 | 0 | 33 |
| 7 | RB James Conner (AZ) | 32 | 27 | 5 |
| 8t | WR Davante Adams (LV) | 30 | 0 | 30 |
| 8t | WR Deebo Samuel (SF) | 30 | 16 | 14 |
| 8t | RB Jonathan Taylor (Ind) | 30 | 27 | 3 |



32 TOUCHDOWNS IN 39 GAMES WITH ARIZONA

Conner has 32 total TDs in 39 regular season games with the Cardinals. That is the second most in franchise history in a player's first 39 games with the team.

Franchise Record - Scrimmage TDs in 1st 39 Games w/ Team

| Rnk | Player (Years) | TDs |
|-----|----------------------------------|-----------|
| 1 | RB David Johnson (2015-17) | 39 |
| 2 | RB James Conner (2021-23) | 32 |
| 3 | HB Mal Kutner (1946-48) | 29 |
| 4t | HB Ernie Nevers (1929-31) | 26 |
| 4t | HB John David Crow (1958-61) | 26 |

SEVEN GAMES WITH MULTIPLE RUSHING TDs

Despite having played just 39 games with Arizona, only one player (David Johnson - 8) in franchise history has more games with multiple rushing TDs than Conner (7).

Franchise Record - Games w/ 2+ Rushing TDs (Career)

| Rnk | Player (Years) | Gms | Gms Played |
|-----|-------------------------------|----------|------------|
| 1 | David Johnson (2015-19) | 8 | 62 |
| 2t | James Conner (2021-23) | 7 | 39 |
| 2t | Stump Mitchell (1981-89) | 7 | 116 |
| 2t | Johnny Roland (1966-72) | 7 | 96 |
| 2t | Ernie Nevers (1929-31) | 7 | 31 |
| 6t | Ottis Anderson (1979-86) | 6 | 99 |
| 6t | John David Crow (1958-64) | 6 | 69 |

After rushing for multiple TDs in five of 50 games played with the Steelers, Conner now has seven outings with multiple rushing TDs in 39 games with the Cardinals. Since Conner came to Arizona in 2021, only two players in the NFL have more games with multiple rushing TDs than Conner (seven).

NFL Leaders - Games w/ 2+ TDs (2021-23)

| Rnk | Player (Team) | Gms |
|-----|-----------------------------|----------|
| 1 | QB Jalen Hurts (Phi) | 11 |
| 2 | RB Derrick Henry (Ten) | 9 |
| 3 | RB James Conner (AZ) | 7 |
| 4t | RB Austin Ekeler (LAC) | 6 |
| 4t | RB Raheem Mostert (Mia) | 6 |
| 4t | RB Jamaal Williams (NO) | 6 |

CONNER SHINES IN RETURN TO PITTSBURGH

RB James Conner grew up in Erie, PA, starred at the University of Pittsburgh and was a Pro Bowler with the Steelers. In the Cardinals Week 13 victory he played his first game at Acrisure Stadium as a visitor and finished the contest with 105 yards and two rushing TDs on 25 carries (4.2 avg.).

It marked the fifth time in Conner's career he rushed for 100+ yards and 2+ TDs in a game. Four of those outings came as a member of the Steelers and the fifth came against the Steelers.

Career Outings w/ 100+ Rush Yds & 2+ Rush TDs

| Opponent | Att | Yds | TDs | Team |
|------------------|-----|-----|-----|------------|
| 12/3/23 @ Pit | 25 | 105 | 2 | Arizona |
| 10/28/18 vs. Cle | 24 | 146 | 2 | Pittsburgh |
| 10/14/18 @ Cin | 119 | 111 | 2 | Pittsburgh |
| 10/7/18 vs. Atl | 21 | 110 | 2 | Pittsburgh |
| 9/9/18 @ Cle | 31 | 135 | 2 | Pittsburgh |

CONNER HONORED FOR PERFORMANCE

Conner was named the FedEx "Ground Player of the Week" for Week 13 following a nationwide fan vote. It's the third time Conner has won the award in his career and the first time since 2018 when he was with the Steelers.



He was also named the week's "Angry Runs" winner from NFL Network's Good Morning Football for his second quarter stiff-arm of Steelers CB Patrick Peterson.

SCORING BIG AT ACRISURE STADIUM

Arizona's win at Pittsburgh marked Conner's 27th game at Acrisure Stadium during his time in the NFL. He now has 21 TDs in those 27 contests. Dating back to his time at Pitt (2013-16), Conner has 56 TDs in 48 games played at Acrisure Stadium.

Conner TDs at Acrisure Stadium (College and NFL)

| Team | TDs | Games |
|---------------|-----|-------|
| Cardinals | 2 | 1 |
| Steelers | 19 | 26 |
| Pitt Panthers | 35 | 21 |

BUDDA BAKER - AT A GLANCE

• Selected by the Cardinals in the second round (36th overall) of the 2017 NFL Draft out of Washington, Baker has appeared in 103 games (93 starts) during the regular season.

• A five-time Pro Bowl selection, three-time All-Pro honoree, one-time NFC Defensive Player of the Month (Oct. 2020) and one-time NFC Defensive Player of the Week (Week 6 in 2020).

NFL LEADER

• The 2022 season marked his fourth season with 100+ tackles. Dating back to his first season as a starter in 2018, Baker is the only DB in the NFL with at least four seasons of 100+ tackles.

• Since entering the league in 2017, leads all NFL DBs in total tackles (705) and solo tackles (502) which are 49 and 53 more than the players who rank second in both categories (Kevin Byard - 659 and Harrison Smith - 450).

CARDINALS HISTORY

• Voted a team captain for the fourth consecutive year (2020-23) and earned his fifth Pro Bowl selection as a starter (fourth consecutive at safety) in 2022.

• Became just the third player in Cardinals history to receive at least five Pro Bowl selections in his first six NFL seasons joining Patrick Peterson (6) and Ollie Matson (6).

• Led the team with 111 tackles in just 15 games in 2022, adding seven passes defended, two INTs, two QB hits and a fumble recovery.

• In 2021, was named a team captain and earned Pro Bowl and second-team All-Pro honors after posting 98 tackles and establishing career-best marks in INTs (three) and passes defended (seven). Also added a fumble recovery, six tackles for loss and three QB hits.

• Named a team captain for the first time, earned first-team All-Pro honors and was selected to his third Pro Bowl (second consecutive at safety) in 2020, joining CB Patrick Peterson (4) as the only players in Cardinals history to earn at least three Pro Bowl selections before their 25th birthday. Matched a team high and tied for the NFL lead among DBs with 118 tackles while adding seven tackles for loss, 2.0 sacks, three QB hits, two INTs, six passes defended and a forced fumble over 15 games.

• Earned his second Pro Bowl nod (first at safety) in 2019 becoming the first player in franchise history selected to the Pro Bowl as a special teamer and as a position player. Started all 16 games and led all NFL DBs with a career-high 147 tackles (including a league-high 104 solo tackles) and posted seven tackles for loss, six passes defended, six QB hits, a half-sack, a forced fumble and a fumble recovery.

• In 2018, appeared in 14 games (13 starts) and totaled 107 tackles, eight tackles for loss, 2.0 sacks, three QB pressures, four QB hits, two passes defended, a forced fumble and two fumble recoveries (one returned 36 yards for his first career TD); one of just three NFL safeties with 100+ tackles, 2.0+ sacks and 8+ tackles for loss in 2018, according to league statistics.

• Named first-team All-Pro and was voted to the Pro Bowl for his work on special teams as a rookie in 2017 after he led the Cardinals and ranked third in the NFL with 16 special teams tackles. One of just four rookies named to the Pro Bowl in 2017 and became just the fifth Cardinals rookie since the 1970 merger to be named to the Pro Bowl.

• Became the fourth player in Cardinals history to be voted "NFC Defensive Player" of the Month (October, 2020) with 31 tackles, 2.0 sacks, two INTs (90 return yards), three tackles for loss, three QB hits, two passes defended and a forced fumble in three games.

PERSONAL

• During a remarkable prep career at Bellevue High School, won five team state titles (three in football, two in track & field) and eight individual state titles in track & field. In football, he played safety, running back and return specialist on a team that won 42 consecutive games and three consecutive 3A Washington State Championships. Won both the Seattle Times State Football Player of the Year and Male Athlete of the Year as a senior in 2013.

• Rushed for 101 yards and a score in the 2013 state title game. Scored on a 61-yard run and a 71-yard punt return in the 2012 state championship game. Scored on an 89-yard kickoff return in Bellevue's 2011 state title victory.

• Given first name is Bishard. Nicknamed "Budda" by his mother and aunt when he was a child and the name stuck.



BAKER REACHES 100 FOR THE FOURTH TIME

Pro Bowl S Budda Baker posted 111 tackles in 15 games played in 2022 before a shoulder injury forced him to miss the final two games of the season. Through Week 16, his 111 tackles ranked fourth among NFL DBs.

2022 NFL Leaders - Tackles by DB (Thru Week 16)

| Rnk | Player (Team) | Tkl |
|-----|-------------------------|------------|
| 1 | Jalen Pitre (Hou) | 126 |
| 2t | Julian Love (NYG) | 112 |
| 2t | Jonathan Owens (Hou) | 112 |
| 4 | Budda Baker (AZ) | 111 |
| 5 | Derwin James, Jr. (LAC) | 109 |

The 2022 season was Baker's fourth with 100+ tackles: 102 in 2018, 147 in 2019 and 118 in 2020.

Dating back to his first season as a starter in 2018, Baker and Jessie Bates are the only DBs in the NFL with at least four seasons of 100+ tackles.

NFL Leaders - Seasons w/ 100+ Tackles by DB (2018-23)

| Rnk | Player (Team) | 100+ |
|-----|----------------------------|----------|
| 1t | Budda Baker (AZ) | 4 |
| 1t | Jessie Bates III (Cin/Atl) | 4 |
| 3t | Derwin James (LAC) | 3 |
| 3t | Jordan Poyer (Buf) | 3 |
| 3t | John Johnson (LAR/Cle) | 3 |

BAKER STEALS SECOND OF THE SEASON IN DENVER

Baker recorded his second INT of 2022 when he picked off a Brett Rypien pass at the AZ 1-yard line late in the third quarter at Denver in Week 15.

After going without an INT in his first 50 career games, Baker has seven INTs in his last 53 games played.



BAKER EARNS 5TH PRO BOWL SELECTION

S Budda Baker was selected as a starter for the NFC squad in the Pro Bowl in 2022.

• Named to his 5th Pro Bowl and 4th consecutive selection at safety after being chosen as a special teamer during his rookie campaign in 2017.

• Became just the third player in Cardinals history to receive at least five Pro Bowl nods in his first six NFL seasons joining Patrick Peterson (6) and Ollie Matson (6).

• Became just the third player in franchise history named to the Pro Bowl as a safety at least four times joining Hall of Famer Larry Wilson (8) and Adrian Wilson (5).

• Is the only safety in the NFL named to the Pro Bowl each of the last four seasons (2019-22).

• Only two other active DBs have earned at least five Pro Bowl selections in their first six NFL seasons - CBs Patrick Peterson (6) and Jalen Ramsey (5). Just two active NFL DBs have more career Pro Bowls than Baker: Peterson (8) and S Harrison Smith (6).



TWO SAFETIES TOP 105 TACKLES IN 2022

S Budda Baker (111) and S Jalen Thompson (109) both totaled over 105 tackles during the 2022 campaign. Baker (7th) and Thompson (8th) both finished in the top 10 in tackles among DBs in 2022.

2022 NFL Leaders - Tackles by DBs

| Rnk | Player (Team) | Tkl |
|-----|----------------------------|------------|
| 1 | Jalen Pitre (Hou) | 147 |
| 2 | Jonathan Owens (Hou) | 125 |
| 3 | Richie Grant (Atl) | 122 |
| 4 | Julian Love (NYG) | 116 |
| 5 | Derwin James, Jr. (LAC) | 115 |
| 6 | Rayshawn Jenkins (Jax) | 112 |
| 7 | Budda Baker (AZ) | 111 |
| 8 | Jalen Thompson (AZ) | 109 |
| 9 | L'Jarius Snead (KC) | 108 |
| 10 | Kevin Byard (Ten) | 106 |

Some highlights of the duo's significant season in the secondary:

• Among DBs, Baker and Thompson were one of two sets of teammates to each register 105+ tackles in 2022 (S Jalen Pitre & S Jonathan Owens, Hou).

• It marked Thompson's second consecutive season with 105+ tackles (121 in 2021) and Baker's third time accomplishing the feat (147 in 2019 and 118 in 2020).

• Baker and Thompson were the first pair of Cardinals DBs since at least 2000 to each register 105+ tackles in a single season.

• Arizona has had a DB register 105+ tackles in each of the past five seasons (2018-22).



MATT PRATER - AT A GLANCE



- A two-time Pro Bowl selection (2013; 2016), Prater joined the Cardinals in 2021 after 14 seasons with the Lions (2014-20), Broncos (2007-13) and Falcons (2007).

- Has made 397-of-475 FG attempts (83.6%) and 572-of-588 PATs (97.3%) in his 248 career games after entering the league as an undrafted rookie free agent with Detroit in 2006.

- Ranks second among active NFL players with 1,763 career points. In 2023, he became just the 19th player in NFL history – and the second active player – to reach 1,700 career points.

- Holds NFL records for career FGs of 50+ yards (80), most PATs in a single season (75), consecutive made FGs of 50+ yards (14), consecutive FG conversions of 55+ yards (seven) and previously held the league record for the longest FG made (64 yards). Prater (3) joins Brett Maher (3) as the only players in NFL history with multiple made FGs of 62+ yards.

- Has made 80-of-106 FG attempts from 50+ yards and his 75.5% success rate is the best in NFL history (min. 40 attempts). His seven career FGs of 59+ yards are the most in NFL history as are his 10 seasons with at least five made FGs of 50+ yards. Has made 5+ FGs of 50+ in each of the last five seasons.

- Holds the franchise record for made FGs of 50+ yards with 21 in 45 games played with Arizona. Passed Neil Rackers (16 in 100 games).

- In Cardinals history, a player has had at least five made FGs of 50+ yards in a season five times, and Prater is responsible for three of those campaigns (7 in 2021, 5 in '22 & 9 in '23).

- In his first season with Arizona in 2021, established a franchise record and tied his then career high with seven made FGs of 50+ yards during the regular season (broke his own record with nine in 2023), including a franchise record 62-yarder in Week 2 vs. Minnesota (tied his own record Week 3 of 2023 vs. Dallas). In the Wild Card matchup vs. the Rams, connected on the longest FG (55 yards) in franchise postseason history.

- Ended the 2021 season with 137 total points (30 FG, 47 PAT), the second-highest single-season total in franchise history. It was his 11th career season with 100+ points, the most among active players.

- Holds the franchise record for longest FG with Arizona (62 yards, twice), Denver (64) and Detroit (59, twice).

- Has connected on all 17 game-winning FG attempts with two minutes or less remaining in the fourth quarter and OT (12-of-12 in regulation and 5-of-5 in OT). Most recent game-winner came in Week 10 when he connected on a 23-yard attempt as time expired to give the Cardinals a 25-23 victory over the Falcons.

- Named Special Teams Player of the Month four times and Special Teams Player of the Week 15 times, trailing only Adam Vinatieri (19) for the most Special Teams Player of the Week awards in NFL history. Prater is the only player in NFL history to win the award three times with three different teams (Denver - 7, Detroit - 5, Arizona - 3).

SUCCESS WEEK IN AND WEEK OUT

Prater has been named Special Teams Player of the Month four times and Special Teams Player of the Week 15 times, trailing only Adam Vinatieri (19) for the most "Special Teams Player of the Week" awards in NFL history.

Prater's career Special Teams Player of the Week Awards:

| Date | FG | PATs |
|--------------------------------|------------|-----------|
| vs. Tampa Bay (10/5/08) | 3-3 | 10 |
| vs. New York Giants (11/26/09) | 4-4 | 14 |
| vs. Chicago (12/11/11) | 2-3 | 7 |
| vs. Oakland (9/30/12) | 3-3 | 13 |
| vs. Tennessee (12/8/13) | 3-3 | 15 |
| at Minnesota (11/6/16) | 3-3 | 10 |
| vs. Minnesota (11/24/16) | 3-3 | 10 |
| at New Orleans (12/4/16) | 5-5 | 16 |
| vs. Arizona (9/10/17) | 1-1 | 5 |
| at Green Bay (12/30/18) | 1-1 | 7 |
| at Arizona (9/27/20) | 4-4 | 14 |
| vs. Washington (11/15/20) | 3-3 | 12 |
| at Cleveland (10/17/21) | 3-3 | 13 |
| at Dallas (1/9/22) | 4-4 | 13 |
| vs. Dallas (9/24/23) | 3-3 | 10 |



Three of Prater's Special Teams Player of the Week Awards have come as a member of the Cardinals. He was named NFC Special Teams Player of the Week twice in 2021 (Weeks 6 and 17) and once in 2023 (Week 3).

PRATER DIGS THE LONG BALL

There have been just 15 made FGs of at least 62 yards in NFL history. Prater - who owns the second-longest FG in NFL history (64 yards) - has three of them. He joins Brett Maher (3) as the only kickers in league history with multiple FGs of 62 yards or longer.

NFL History - Longest Made Field Goal

| Rnk | Player (Team) | Dist | Opponent |
|-----|----------------------------|-----------|------------------------|
| 1 | Justin Tucker (Bal) | 66 | 9/26/21 at Det |
| 2 | Matt Prater (Den) | 64 | 12/8/13 vs. Ten |
| 3t | Brett Maher (Dal) | 63 | 10/20/19 vs. Phi |
| 3t | Graham Gano (Car) | 63 | 10/7/18 vs. NYG |
| 3t | David Akers (SF) | 63 | 9/9/12 at GB |
| 3t | Sebastian Janikowski (Oak) | 63 | 9/12/11 at Den |
| 3t | Jason Elam (Den) | 63 | 10/25/98 vs. Jax |
| 3t | Tom Dempsey (NO) | 63 | 11/8/70 vs. Det |
| 9t | Matt Prater (AZ) | 62 | 9/24/23 vs. Dal |
| 9t | Matt Prater (AZ) | 62 | 9/19/21 vs. Min |
| 9t | Harrison Butker (KC) | 62 | 10/16/22 vs. Buf |
| 9t | Brett Maher (Dal) | 62 | 10/13/19 at NYJ |
| 9t | Brett Maher (Dal) | 62 | 12/9/18 vs. Phi |
| 9t | Stephen Gostkowski (NE) | 62 | 11/19/17 at Oak |
| 9t | Matt Bryant (TB) | 62 | 10/22/06 vs. Phi |




CLUTCH WHEN IT COUNTS

With his 23-yard game-winning FG as time expired vs. Atlanta in Week 10, K Matt Prater *is now 17-of-17 on game winning FG attempts (under two minutes in the 4th Qtr/OT). He is 12-of-12 in regulation and 5-of-5 in OT.*

Prior to the game vs. the Falcons, his last game-winner had come as a member of the Lions when he connected on a 59-yarder as time expired to give Detroit a 30-27 victory vs. Washington in Week 10 of the 2020 season. *Prater's 17 career game-winning FGs:*

| Team | Opponent | Yds | Score |
|-----------|---------------------------------|-----------|--------------|
| AZ | vs. Atlanta (11/12/23) | 23 | 25-23 |
| Det | vs. Washington (11/15/20) | 59 | 30-27 |
| Det | at Arizona (9/27/20) | 39 | 26-23 |
| Det | at Tampa Bay (12/10/17) | 46 | 24-21 |
| Det | at Chicago (11/19/17) | 52 | 27-24 |
| Det | vs. Minnesota (11/24/16) | 40 | 16-13 |
| Det | vs. Los Angeles Rams (10/16/16) | 34 | 31-28 |
| Det | vs. Philadelphia (10/9/16) | 29 | 24-23 |
| Det | at Indianapolis (9/11/16) | 43 | 39-35 |
| Det | vs. Chicago (10/18/15) | 27 | 37-34 |
| Det | at Atlanta (10/26/14) | 48 | 22-21 |
| Den | at Dallas (10/6/13) | 28 | 51-48 |
| Den | vs. Chicago (12/11/11) | 51 | 13-10 |
| Den | at Minnesota (12/4/11) | 23 | 35-32 |
| Den | at San Diego (11/27/11) | 37 | 16-13 |
| Den | at Miami (10/23/11) | 52 | 18-15 |
| Den | vs. New England (10/11/09) | 41 | 20-17 |



AMONG NFL'S ACTIVE SCORING LEADERS

After connecting on all three of his FG attempts and his one PAT in Week 3 vs. the Cowboys, K Matt Prater surpassed 1,700 points for his career. He currently ranks second among active players with 1,763 points.

Active NFL Leaders - Career Points

| Rnk | Player (Team) | Points |
|-----|-------------------------|--------------|
| 1 | Mason Crosby (NYG) | 1,918 |
| 2 | Matt Prater (AZ) | 1,763 |
| 3 | Nick Folk (Ten) | 1,637 |
| 4 | Justin Tucker (Bal) | 1,625 |
| 5 | Graham Gano (NYG) | 1,356 |



After scoring 11 points in Week 15 vs. San Francisco (3-of-3 on FGAs, 2-of-2 on PATs), Prater passed Matt Bryant (1,758) for 15th place on the NFL's all-time scoring list.

NFL Record - Career Points (All-Time)

| Rnk | Player (Years) | Points | FGs |
|-----|--------------------------------|--------------|------------|
| 1 | Adam Vinatieri (1996-2019) | 2,673 | 599 |
| 2 | Morten Anderson (1982-2007) | 2,544 | 565 |
| 3 | Gary Anderson (1982-2004) | 2,434 | 538 |
| 4 | Jason Hanson (1992-2012) | 2,150 | 495 |
| 5 | John Carney (1988-2010) | 2,062 | 478 |
| 6 | Matt Stover (1991-2009) | 2,004 | 471 |
| 7 | George Blanda (1949-75) | 2,002 | 335 |
| 8 | Jason Elam (1993-2009) | 1,983 | 436 |
| 9 | John Kasay (1991-2011) | 1,970 | 461 |
| 10 | Robbie Gould (2005-22) | 1,961 | 447 |
| 11 | Mason Crosby (2007-) | 1,918 | 395 |
| 12 | Sebastian Janikowski (2000-18) | 1,913 | 436 |
| 13 | Stephen Gostkowski (2006-20) | 1,875 | 392 |
| 14 | Phil Dawson (1999-2018) | 1,847 | 441 |
| 15 | Matt Prater (2007-) | 1,763 | 397 |
| 16 | Matt Bryant (2002-19) | 1,758 | 397 |

QUARTERBACKS

Kyler Murray – Won the 2018 Heisman Trophy, selected ninth overall in the 2018 MLB Draft and first overall in the 2019 NFL Draft, earned 2019 AP NFL Offensive Rookie of the Year, is a two-time Pro Bowler and four-time team captain.

Clayton Tune – Scored his first career TD, a one-yard run, in Week 10 vs. Atlanta. Made his first NFL start in Week 9 at Cleveland. Arizona's fifth-round (139th overall) draft choice out of Houston. Played 47 games and completed 956-of-1,497 passes for 11,994 yards and 104 TDs with the Cougars.

RUNNING BACKS

Michael Carter – Claimed off waivers by Arizona from the Jets on 11/15/23. Three-year NFL veteran who has totaled 1,856 career scrimmage yards (1,150 rushing and 706 receiving).

James Conner – Two-time Pro Bowler (2018, 2021) who signed with Arizona in 2021 after four seasons (2017-20) with Pittsburgh. Has scored 32 TDs in 39 games with the Cardinals.

Emari Demercado – Had a team-high seven receptions for 40 yards last week in Chicago. Ranks third in rushing yards (284) and first in rushing TDs (2) among undrafted rookies this season. Rushed for 1,615 yards and 10 TDs on 338 career carries at TCU.

TIGHT ENDS

Elijah Higgins – Claimed off waivers from Miami on 8/30/23. Caught his first career TD in Week 15 vs. San Francisco and finished with four catches for 44 yards. Played WR at Stanford and led the team in receptions (59) and receiving yards (704) in 2022.

Trey McBride – Has 72 catches this season which is the most by a TE in a season in franchise history. Had 10 catches in Week 15 vs. the 49ers which matched the most by a TE in a single game in franchise history, a record he set in Week 8. Ranks sixth among NFL TEs in catches (72) and seventh in receiving yards (743) in 2023. Originally a second-round draft pick by Arizona in 2022 out of Colorado State.

Travis Vokolek – Signed with AZ on 12/21/23 from Baltimore's practice squad where he signed as a rookie free agent in May. Played 45 games (25 starts) at Rutgers (2017-18) and Nebraska (2020-22) and had 57 catches for 656 yards.

Blake Whiteheart – Made NFL debut in Week 11 at Hou. Signed with AZ as an undrafted rookie free agent out of Wake Forest where he spent five years (2018-22) and appeared in 50 games with 44 receptions for 541 yards and six TDs.

WIDE RECEIVERS

Marquise Brown – Acquired by Arizona from the Ravens in a draft-day trade in 2022. Ranks second on the team in receptions (51), receiving yards (574) and leads the Cardinals in TD catches (four) in 2023. Has caught 28 TD passes in his career, only two 2019 draft picks have more TD catches (DK Metcalf - 43, A.J. Brown - 42).

Greg Dortch – Had a 38-yard TD catch last week in Chicago, it marked the longest of his career. Set season highs with six receptions for 76 yards in Week 11 in Houston. Had a career-long 49-yard punt return in Week 10 vs. Atlanta, the longest by a Cardinal since 2014. Joined AZ as a free agent in 2021.

Rondale Moore – Has 165 rushing yards this season and 236 in his career, both of which are the second-most by a WR in franchise history. Originally a second-round pick (49th overall) by Arizona in 2021 out of Purdue.

Zach Pascal – Has 169 receptions for 2,047 yards and 16 TDs over 93 games played (47 starts) with Indianapolis (2018-21), Philadelphia (2022) and Arizona (2023).

Michael Wilson – Had seven catches for 76 yards and two TDs in Week 4 at SF becoming just the third Cardinals rookie in the last 20 years to have multiple TD catches in a game. His 15.5 yards per catch are the second most among rookies. Selected by AZ in the third round in 2023 out of Stanford.

OFFENSIVE LINE

Kelvin Beachum – Selected by Pittsburgh in the seventh round (248th overall) in 2012 and has started 148 of 161 games played with the Steelers (2012-15), Jaguars (2016), Jets (2017-19) and Cardinals (2020-23). Only player to start every game on offense for Arizona in 2022.

Trystan Colon – Claimed off waivers by Arizona from the Jets on 8/30/23. Made his Cardinals debut 11 days later at Washington. Has appeared in 12 games (four starts) this season. Spent first three NFL seasons with Baltimore (2020-22) where he appeared in 20 games (four starts).

Dennis Daley – Joined the Cardinals as a free agent after four seasons with the Panthers (2019-21) and Titans (2022). Helped pave the way for Derrick Henry to rush for 1,538 yards in 2022, the second-most in the NFL. Made his first start with Arizona in Week 9 at Cleveland.

Hjalte Froholdt – Part of an offensive line that did not allow a sack in Week 2 against the Giants. Has started every game at C in 2023. Has appeared in 46 games (21 starts) in five seasons with NE (2019-20), Cleveland (2021-22) and Arizona (2023). Native of Denmark.

Will Hernandez – Part of an offensive line that blocked for 234 yards in Week 15 vs. SF, the most by the team in a single game since 2020. A second-round pick by the Giants in 2018, signed with Arizona as a free agent in the 2022 offseason. Has started all 28 games he has appeared in at RG for AZ.

D.J. Humphries – Cardinals first-round pick (24th overall) in 2015 out of Florida, has started all 97 NFL games played, including all 87 at LT since 2016. Longest tenured Cardinal.

Keith Ismael – Joined Arizona via waivers on 8/30/23. Appeared in 18 games (five starts) over his first two seasons in the NFL (2020-21) with Washington before spending the 2022 season on the 49ers practice squad. Made his AZ debut in Week 2 vs. NYG. Has seen action in 11 games in 2023.

Paris Johnson Jr. – Cardinals first-round pick (6th overall) in 2023 out of Ohio State. Appeared in 31 games (26 starts) for OSU and earned unanimous first-team All-American honors as a junior in 2022. His father, Paris Sr., was a fifth-round pick by AZ in 1999. Has started at RT in every game in 2023.

Carter O'Donnell – Has started three games at RG this season. Claimed off of waivers on 9/4/23 after three years (2020-22) with the Colts. Native of Red Deer, Alberta.

Elijah Wilkinson – Prior to Arizona, spent time with Denver (2017-20), Chicago (2021) and Atlanta (2022). Helped block for a 1,000-yard rusher in four of his six seasons in the NFL.

SPECIALISTS

Aaron Brewer – Has played 113 games with AZ, the most of any active Cardinal. Entered the league with the Broncos as a rookie free agent and has played 177 regular season and nine playoff games with Denver (2012-15) and Arizona (2016-23).

Blake Gillikin – Signed with Arizona on 10/3/23 following two seasons with NO (2021-22). Had a career-long 77-yard punt last week in Chicago. Ran for a 10-yard first down on a fake punt in Week 12 vs. LAR. Has 48 punts for 2,428 yards in 2023. His 50.6 average is the fourth highest in the NFL.

Matt Prater – Two-time Pro Bowler (2013, 2016) who ranks second among active NFL players in career points (1,763). Holds the NFL record for FGs of 50+ yards (80). Joined Arizona in 2021 after 14 seasons with the Lions, Broncos and Falcons. Ranks 15th all-time in NFL history in career points and tied for 12th in career FGs (397).



DEFENSIVE LINE

Naquan Jones – Joined the Cardinals on 11/10/23 and was promoted to the team's active roster on 12/5/23. Appeared in 32 games (seven starts) and totaled 53 tackles, 3.5 sacks and two passes defended in three seasons with the Tennessee Titans (2021-23). Made his Cards debut in Week 15 vs. SF.

Jonathan Ledbetter – Originally signed with Miami as a rookie free agent in 2019, has played in 28 games (16 starts) with the Dolphins (2019-20) and Cardinals (2021-23). Has started every game he has appeared in this season and established career highs in tackles (46) and sacks (1.5).

Roy Lopez – Made his first start with Arizona in Week 12 vs. the Rams. Has 38 tackles (two for loss) in 11 games since signing with the team on 9/23/23. Tempe, AZ native who spent his first two seasons (2021-22) with the Texans after being selected by Houston in the sixth round in 2021.

Dante Stills – Has 46 tackles, 3.5 sacks and 1 FR this season. He is the first Cardinals rookie since 2011 to have 3.5 sacks and 1 FR in his rookie campaign. Cards sixth-round pick in 2023 out of West Virginia. WVU's all-time leader in TFLs (52.5) and a four-time All-Big 12 honoree. Is the fourth member of his family to play in the NFL.

Kevin Strong – Five-year NFL veteran who's appeared in 49 games with Detroit (2019-21), Tennessee (2021-22) and Arizona (2023). Has 2.5 sacks in his last nine games after having just one sack in the first 40 games of his career.

LINEBACKERS

Krys Barnes – Intercepted Texans QB C.J. Stroud and followed up with a 46-yard return in Week 11 in Houston. Became just the fourth Cardinals LB with an INT return of 45+ yards since 2000. Began his career as an undrafted free agent with Green Bay in 2020 where he spent three seasons (2020-22) before joining the Cardinals in free agency.

Zaven Collins – Selected by the Cardinals in the first round (16th overall) in 2021 out of Tulsa. Had an INT and a fumble recovery in Week 1, becoming the first Cardinal to do so in a game since 2016. Has 3.5 sacks this season after switching positions to OLB.

Victor Dimukeje – Selected by Arizona in the sixth round (210th overall) in 2021 out of Duke. Has played in 14 games (four starts) in 2023. After not having a sack in his first two seasons, has 4.0 in 2023.

Dennis Gardeck – Named a Pro Bowl alternate (special teams) in 2019 and 2022. Selected as a team captain each of the last four seasons (2020-23). Signed by Arizona as an undrafted free agent out of Sioux Falls in 2018. Leads the team with 6.0 sacks this season.

Jesse Luketa – Made the first start of his NFL career at FB in Week 5 vs. Cincinnati. Selected by Arizona in the seventh round (256th overall) in 2022 out of Penn State. A native of Ottawa, Ontario, has seen action in 19 games as a Cardinal.

Tyreek Maddox-Williams – Signed with the Cardinals on 9/13/23 and was promoted to the active roster on 12/20/23. Spent the 2022 season on the Chargers practice squad. Spent six years at Rutgers (2016-21) and finished his college career with over 200 tackles.

BJ Ojulari – With 1.0 sacks in Week 11 at Houston and 2.0 sacks in Week 10 vs. Atlanta, Ojulari became just the second Cardinals rookie since 2012 to have a sack in back-to-back games. His 4.0 sacks this season are tied for the seventh most among rookies. Cardinals second-round pick in 2023 out of LSU. Brother is New York Giants LB Azeez Ojulari.

Owen Pappoe – Made the first start of his NFL career last week in Chicago. AZ's fifth-round pick in 2023 out of Auburn. Started 41 games, had 256 tackles and was a two-time captain for the Tigers. Has seen action in 14 games in 2023.

Tyreke Smith – Signed with the team from Seattle's practice squad on 12/15/23. Has appeared in one game and registered one tackle in his NFL career. Originally a fifth-round pick in 2022 out of Ohio State.

Cameron Thomas – A third-round pick (87th overall) out of San Diego State, played in all 17 games and had 18 tackles and 3.0 sacks as a rookie in 2022. Scored his first career TD when he recovered a QB Sam Howell fumble in Week 1 this season. Brother, Zachary, plays OL for the Rams.

Ezekiel Turner – Signed with Arizona as an undrafted rookie free agent out of Washington in 2018. Has blocked two punts and notched 56 special teams tackles in 78 career games. Led the team with nine tackles in Week 4 at San Francisco.

DEFENSIVE BACKS

Budda Baker – Arizona's 2017 second-round pick (36th overall) out of Washington is a five-time Pro Bowler (2017, '19-22), three-time team captain (2020-22) and earned 2020 first-team All-Pro honors. Appeared in his 100th NFL game in Week 12 vs. the Rams.

Joey Blount – Signed with the team on 9/18/23 and was promoted to the active roster on 10/3/23. Forced a fumble on special teams in back-to-back games (Weeks 6-7), becoming the first Cardinal in at least the last 20 seasons to do so. Spent his rookie season with Seattle where he signed as an undrafted rookie free agent out of Virginia in 2022.

Andre Chachere – Has appeared in all 15 games (four starts) this season where he's had 23 tackles and three passes defended. San Jose State product who spent the previous two seasons with the Eagles (2021-22).

Kei'Trel Clark – Selected by Arizona in the sixth round (180th overall) in 2023 out of Louisville. Had 10 tackles and two passes defended in Week 3 vs. Dallas joining S Budda Baker as the only Cardinals rookies to have 10+ tackles and two passes defended in a game since at least 1999.

Antonio Hamilton Sr. – Eight-year NFL veteran. Has appeared in 96 games (16 starts) with the Raiders (2016-17), Giants (2018-19), Chiefs (2020) and Cardinals (2021-23). Had at least two passes defended in each of his last three games, becoming the first Cardinal to do so since 2013.

Qwuantrezz Knight – Joined Arizona's active roster on 9/18/23 from San Francisco's practice squad where he spent his rookie season (2022). Finished his college career at UCLA where he earned second-team All-Pac 12 honors in 2021. Has appeared in six games since joining Arizona.

Starling Thomas V – Has appeared in 10 games (five starts) in '23. Had a career-high eight tackles last week in Chicago. Signed as an undrafted rookie free agent with Detroit before being claimed off of waivers by Arizona on 8/30/23. Earned first-team All-Conference USA honors as a senior at UAB in 2022.

Jalen Thompson – Selected by Arizona in the fifth-round of the 2019 NFL Supplemental Draft out of Washington State. Had 100+ tackles in each of the last two seasons. Had his fourth INT of the season after intercepting Justin Fields in the Bears red zone last week. Became just the second Cards DB to have a sack and an INT in a game since 2011 in Week 11.

Garrett Williams – Intercepted QB Geno Smith in his NFL debut in Week 7 at Seattle. Selected by Arizona in the third round (72nd overall) in 2023 out of Syracuse. Spent four years with the Orange and appeared in 32 games (28 starts) and registered 152 tackles and 27 passes defended.



CARDINALS GAME SUMMARIES



WEEK 1

Arizona Cardinals 16, Washington Commanders 20
64,693 ■ FedExField ■ Sep 10, 2023



| | | | | | | |
|-----------------------------|---|----|---|----|---|----|
| Arizona Cardinals | 3 | 10 | 3 | 0 | — | 16 |
| Washington Commanders | 7 | 3 | 0 | 10 | — | 20 |

The Cardinals traveled to Washington to not only open the 2023 regular season but also usher in a new era in team history. It marked the first game under first-year head coach Jonathan Gannon and general manager Monti Ossenfort as well as the Cardinals debut for 22 players, most notably starting QB Joshua Dobbs in his first game action with the club. Playing at times in both brilliant sunshine and a driving rain, Arizona took advantage of six sacks and three takeaways to claim a 16-10 lead early in the third quarter. However, the Commanders converted two second half fumbles into points and emerged with a 20-16 week 1 victory.

Washington opened the scoring on the game's third series when Sam Howell's 8-yard TD pass to WR Brian Robinson put the hosts up 7-0; the drive was aided by two personal fouls flagged against AZ along with a 37-yard defensive pass interference penalty. The Cards answered with their own scoring drive as Dobbs completions to WRs Hollywood Brown and Rondale Moore covered 29 and 31 yards, respectively and set-up Matt Prater's 28-yard FG. LB Zaven Collins halted the next Commanders' drive with an INT off Howell that set the AZ offense up at the Washington 37. The pick led to another Prater FG, this one from 54 yards that made it 7-6. The ensuing drive saw the Commanders reach the AZ19 before LB Victor Dimukeje forced an Antonio Gibson fumble that Collins recovered to kill the threat. Late in the first half, the Cardinals' third takeaway of the game put points directly on the scoreboard and put AZ up 13-7; LB Dennis Gardeck chased down Howell deep in Washington territory, forcing a fumble that LB Cameron Thomas scooped up at the 2 and took into the end zone with :55 left in the first half. That was enough time for Washington to move into position for a 30-yard Joey Slye FG that cut Arizona's lead to 13-10 on the last play before intermission.

Arizona got the ball first after halftime and Dobbs completed 7 of 9 passes for 50 yards to set up a 37-yard Prater FG that put AZ up 16-10 early in the third. It remained that way until 90 seconds remained in the quarter when the Cards faced a 3rd-n-15 at their own 35. DE Marcus Sweat hit Dobbs as he was throwing, forcing a fumble that the Commanders recovered at the 29. Six plays later, they faced a 3rd-n-goal at the 6 when Howell scrambled for the go-ahead score. With 4:44 to go and down by one, the Cards had the ball at their own 40 but a mishandled center exchange turned it over to the Commanders, who took over at the AZ22 following an unsportsmanlike penalty. Slye's 33-yard FG put Washington up 20-16 with 2:23 to play. The Cards would get no closer as the ensuing drive ended with an incompleteness of 4th down.

SCORING DRIVES

| TEAM | QTR | TIME | SCORING PLAY |
|------------|-----|-------|--|
| Commanders | 1 | 04:15 | B.Robinson 7 yd. pass from S.Howell (J.Slye kick) (6-91, 3:20) |
| Cardinals | 1 | 00:53 | M.Prater 28 yd. Field Goal (8-64, 3:22) |
| Cardinals | 2 | 13:26 | M.Prater 54 yd. Field Goal (4-1, 1:20) |
| Cardinals | 2 | 00:55 | C.Thomas 2 yd. fumble return (M.Prater kick) |
| Commanders | 2 | 00:00 | J.Slye 30 yd. Field Goal (7-69, 0:55) |
| Cardinals | 3 | 10:09 | M.Prater 37 yd. Field Goal (11-56, 4:51) |
| Commanders | 4 | 11:48 | S.Howell 6 yd. run (J.Slye kick) (7-29, 3:14) |
| Commanders | 4 | 02:23 | J.Slye 33 yd. Field Goal (4-7, 2:15) |

Team Statistics

| | ARI | WAS |
|------------------------------|----------|----------|
| First Downs | 13 | 21 |
| 3rd-Down Eff. (Made/Att/Pct) | 4/14/29% | 4/12/33% |
| 4th-Down Eff. (Made/Att/Pct) | 0/1/0% | 0/0/0% |
| Total Net Yards | 210 | 248 |
| Total Plays | 58 | 65 |
| Yards Per Play | 3.6 | 3.8 |
| Rushes/Net Yards | 25/96 | 28/92 |
| Net Passing | 114 | 156 |
| Pass Attempts/Completions | 30/21 | 31/19 |
| Had Intercepted | 0 | 1 |
| Sacked/Yards Lost | 3/18 | 6/46 |
| Punts/Average | 5/47.0 | 6/44.3 |
| Penalties/Yards | 9/122 | 8/70 |
| Fumbles/Lost | 3/2 | 2/2 |
| Possession Time | 28:36 | 31:24 |

ARIZONA CARDINALS

| PASSING | ATT | CP | YDS | SK/YD | TD | LG | INT | RTG |
|--------------|-----------|-----------|------------|-------------|----------|-----------|----------|-------------|
| Joshua Dobbs | 30 | 21 | 132 | 3/18 | 0 | 31 | 0 | 78.8 |
| TOTAL | 30 | 21 | 132 | 3/18 | 0 | 31 | 0 | 78.8 |

| RUSHING | ATT | YDS | AVG | LG | TD |
|-----------------|-----------|-----------|------------|-----------|----------|
| James Conner | 14 | 62 | 4.4 | 12 | 0 |
| Marquise Brown | 1 | 29 | 29.0 | 29 | 0 |
| Rondale Moore | 2 | 12 | 6.0 | 8 | 0 |
| Joshua Dobbs | 3 | -3 | -1.0 | 1 | 0 |
| Keaontay Ingram | 5 | -4 | -0.8 | 6 | 0 |
| TOTAL | 25 | 96 | 3.8 | 29 | 0 |

| RECEIVING | NO | YDS | AVG | LG | TD |
|----------------|-----------|------------|------------|-----------|----------|
| Zach Ertz | 6 | 21 | 3.5 | 6 | 0 |
| James Conner | 5 | 8 | 1.6 | 11 | 0 |
| Rondale Moore | 3 | 33 | 11.0 | 31 | 0 |
| Marquise Brown | 3 | 28 | 9.3 | 11 | 0 |
| Trey McBride | 2 | 23 | 11.5 | 13 | 0 |
| Michael Wilson | 2 | 19 | 9.5 | 15 | 0 |
| TOTAL | 21 | 132 | 6.3 | 31 | 0 |

| TOP DEFENSE | TOT | SOLO | AST | SCK | YDS | INT |
|---------------|-----|------|-----|-----|-----|-----|
| Kyzir White | 9 | 5 | 4 | 0.0 | 0.0 | 0 |
| K'Von Wallace | 7 | 3 | 4 | 0.0 | 0.0 | 0 |
| Marco Wilson | 6 | 5 | 1 | 0.0 | 0.0 | 0 |

| FIELD GOALS | FGM/FGA | PERCENT | RESULTS |
|--------------|------------|--------------|---------------|
| Matt Prater | 3-3 | 100.0 | 28G, 54G, 37G |
| TOTAL | 3-3 | 100.0 | |

WASHINGTON COMMANDERS

| PASSING | ATT | CP | YDS | SK/YD | TD | LG | INT | RTG |
|--------------|-----------|-----------|------------|-------------|----------|-----------|----------|-------------|
| Sam Howell | 31 | 19 | 202 | 6/46 | 1 | 32 | 1 | 77.6 |
| TOTAL | 31 | 19 | 202 | 6/46 | 1 | 32 | 1 | 77.6 |

| RUSHING | ATT | YDS | AVG | LG | TD |
|---------------------|-----------|-----------|------------|----------|----------|
| Brian Robinson Jr. | 19 | 59 | 3.1 | 7 | 0 |
| Sam Howell | 2 | 11 | 5.5 | 6t | 1 |
| Antonio Gibson | 3 | 9 | 3.0 | 3 | 0 |
| Chris Rodriguez Jr. | 3 | 7 | 2.3 | 3 | 0 |
| Curtis Samuel | 1 | 6 | 6.0 | 6 | 0 |
| TOTAL | 28 | 92 | 3.3 | 7 | 1 |

| RECEIVING | NO | YDS | AVG | LG | TD |
|--------------------|-----------|------------|-------------|-----------|----------|
| Curtis Samuel | 5 | 54 | 10.8 | 32 | 0 |
| Jahan Dotson | 5 | 40 | 8.0 | 14 | 0 |
| Logan Thomas | 4 | 43 | 10.8 | 19 | 0 |
| Terry McLaurin | 2 | 31 | 15.5 | 19 | 0 |
| Cole Turner | 1 | 17 | 17.0 | 17 | 0 |
| Antonio Gibson | 1 | 10 | 10.0 | 10 | 0 |
| Brian Robinson Jr. | 1 | 7 | 7.0 | 7t | 1 |
| TOTAL | 19 | 202 | 10.6 | 32 | 1 |

| TOP DEFENSE | TOT | SOLO | AST | SCK | YDS | INT |
|----------------|-----|------|-----|-----|-----|-----|
| Kamren Curl | 10 | 6 | 4 | 0.0 | 0.0 | 0 |
| Jamin Davis | 6 | 4 | 2 | 0.0 | 0.0 | 0 |
| Kendall Fuller | 6 | 3 | 3 | 0.0 | 0.0 | 0 |

| FIELD GOALS | FGM/FGA | PERCENT | RESULTS |
|--------------|------------|--------------|----------|
| Joey Slye | 2-2 | 100.0 | 30G, 33G |
| TOTAL | 2-2 | 100.0 | |

CARDINALS GAME SUMMARIES



WEEK 2

New York Giants 31, Arizona Cardinals 28

62,080 ■ State Farm Stadium ■ Sep 17, 2023



| | | | | | | |
|-------------------------|---|----|----|----|---|----|
| New York Giants | 0 | 0 | 14 | 17 | — | 31 |
| Arizona Cardinals | 7 | 13 | 8 | 0 | — | 28 |

Making their regular season home debut, the Cardinals faced the Giants in week 2 at State Farm Stadium in week 2. It was truly a tale of two halves. Behind QB Josh Dobbs and a tenacious defense down four starters (including all-pro safety Budda Baker), Arizona scored 20 points in the opening two quarters while pitching a first half shutout. However, in quarters 3 & 4, the Giants outscored the hosts 31-8 enroute to a 31-28 comeback victory that evened their record at 1-1 and dropped the Cards to 0-2. RB James Conner finished with 106 rushing yards on 23 carries and a TD for the Cardinals. Dobbs was 21 of 31 for 228 yards through the air with a passing TD and another rushing while playing turnover-free football.

The first half was all Arizona, who not only led 20-0 at intermission but held decisive statistical edges in first downs (16-5), total yards (241-81) and time of possession (19:09-10:51). The only Cards possession that didn't produce points was their first on which a deep Dobbs pass to TE Zach Ertz was just inches from a huge gain down the left sideline and Matt Prater's 55-yard FG try was just wide to the left. But after forcing a 3-n-out, RB James Conner capped a 9-play, 86-yard drive with his 4-yard TD run; one of the biggest plays on it was a 21-yard completion to rookie WR Michael Wilson on 3rd-n-7 from the NY 39. A Dennis Gardeck 3rd down sack of Daniel Jones ended the next Giants possession and was followed by another lengthy AZ scoring drive. This one covered 80 yards in 7 plays and put AZ up 10-0 on the first play of the 2nd quarter when Dobbs scrambled 23 yards and bowled over a Giants defender to reach the end zone. The run was a career-long for Dobbs as well as his first career rushing TD. The ensuing Giants series reached the AZ36 but on 2nd-n-8 from there, Jones' pass attempt deflected off the hands of RB Saquon Barkley and was picked off by FS Jalen Thompson. His 35-yard return took it to the NY 34 and led to a 44-yard Prater FG that made it 20-0 with 1:09 remaining in the 2nd quarter. The Giants tried for points before intermission but a Zaven Collins sack effectively ended the half.

The New York turnaround began on the 3rd quarter's first play from scrimmage when a deep Jones completion to WR Jalin Hyatt covered 58 yards to the AZ17. Two plays later, Jones kept around the left end and scored from 14 yards out. Arizona counterpunched immediately with a 22-yard Conner run on the drive's first play. In all on the drive, Conner ran for 53 of its 75 yards and Dobbs ended it with his 3-yard TD pass to WR Hollywood Brown; a Dobbs run for a 2-point conversion made it 28-7 with 13:43 left in the third quarter. However, the Giants would storm back with consecutive TD drives of 75 and 80 yards, respectively. The first ended on a 1-yard Barkley TD run and he capped the second with his 9-yard catch of a Jones pass that trimmed Arizona's lead to 28-21 midway through the fourth. Following a 3-n-out by the Cards' offense, NY moved 64 yards in 6 plays and tied the game on a Jones TD pass of 11 yards to WR Isaiah Hodgins. Now tied at 28 with 4:25 remaining, the Giants again forced an Arizona punt. The ensuing drive started at their own 28 but moved to the AZ20 in 4 plays, setting up a 34-yard Graham Gano FG with 0:19 left that proved to be the game winner.

SCORING DRIVES

| TEAM | QTR | TIME | SCORING PLAY | NYG | ARI |
|-----------|-----|-------|---|-----|-----|
| Cardinals | 1 | 06:11 | J.Conner 4 yd. run (M.Prater kick) (9-86, 4:41) | 0 | 7 |
| Cardinals | 2 | 14:51 | J.Dobbs 23 yd. run (M.Prater kick) (7-80, 3:27) | 0 | 14 |
| Cardinals | 2 | 08:43 | M.Prater 37 yd. Field Goal (9-54, 5:02) | 0 | 17 |
| Cardinals | 2 | 01:09 | M.Prater 44 yd. Field Goal (6-8, 3:11) | 0 | 20 |
| Giants | 3 | 13:43 | D.Jones 14 yd. run (G.Gano kick) (3-75, 1:17) | 7 | 20 |
| Cardinals | 3 | 09:34 | M.Brown 3 yd. pass from J.Dobbs (J.Dobbs run) (8-75, 4:09) | 7 | 28 |
| Giants | 3 | 03:27 | S.Barkley 1 yd. run (G.Gano kick) (12-75, 6:07) | 14 | 28 |
| Giants | 4 | 08:51 | S.Barkley 9 yd. pass from D.Jones (G.Gano kick) (13-80, 5:50) | 20 | 28 |
| Giants | 4 | 04:25 | I.Hodgins 11 yd. pass from D.Jones (G.Gano kick) (6-64, 3:06) | 28 | 28 |
| Giants | 4 | 00:19 | G.Gano 34 yd. Field Goal (8-56, 2:12) | 31 | 28 |

Team Statistics

| | Giants | Cardinals |
|------------------------------|----------|-----------|
| First Downs | 26 | 24 |
| 3rd-Down Eff. (Made/Att/Pct) | 7/12/58% | 4/10/40% |
| 4th-Down Eff. (Made/Att/Pct) | 1/1/100% | 0/0/0% |
| Total Net Yards | 439 | 379 |
| Total Plays | 67 | 60 |
| Yards Per Play | 6.6 | 6.3 |
| Rushes/Net Yards | 27/127 | 29/151 |
| Net Passing | 312 | 228 |
| Pass Attempts/Completions | 37/26 | 31/21 |
| Had Intercepted | 1 | 0 |
| Sacked/Yards Lost | 3/9 | 0/0 |
| Punts/Average | 3/37.0 | 3/48.7 |
| Penalties/Yards | 9/75 | 8/57 |
| Fumbles/Lost | 0/0 | 0/0 |
| Possession Time | 29:23 | 30:37 |

NEW YORK GIANTS

| PASSING | ATT | CP | YDS | SK/YD | TD | LG | INT | RTG |
|--------------|-----------|-----------|------------|------------|----------|-----------|----------|--------------|
| Daniel Jones | 37 | 26 | 321 | 3/9 | 2 | 58 | 1 | 103.5 |
| TOTAL | 37 | 26 | 321 | 3/9 | 2 | 58 | 1 | 103.5 |

| RUSHING | ATT | YDS | AVG | LG | TD |
|----------------|-----------|------------|------------|-----------|----------|
| Saquon Barkley | 17 | 63 | 3.7 | 16 | 1 |
| Daniel Jones | 9 | 59 | 6.6 | 15 | 1 |
| Matt Breida | 1 | 5 | 5.0 | 5 | 0 |
| TOTAL | 27 | 127 | 4.7 | 16 | 2 |

| RECEIVING | NO | YDS | AVG | LG | TD |
|------------------|-----------|------------|-------------|-----------|----------|
| Darren Waller | 6 | 76 | 12.7 | 25 | 0 |
| Saquon Barkley | 6 | 29 | 4.8 | 10 | 1 |
| Isaiah Hodgins | 4 | 40 | 10.0 | 12 | 1 |
| Parris Campbell | 4 | 21 | 5.3 | 9 | 0 |
| Darius Slayton | 3 | 62 | 20.7 | 29 | 0 |
| Jalin Hyatt | 2 | 89 | 44.5 | 58 | 0 |
| Sterling Shepard | 1 | 4 | 4.0 | 4 | 0 |
| TOTAL | 26 | 321 | 12.3 | 58 | 2 |

| TOP DEFENSE | TOT | SOLO | AST | SCK | YDS | INT |
|-----------------|-----|------|-----|-----|-----|-----|
| Jason Pinnock | 13 | 10 | 3 | 0.0 | 0.0 | 0 |
| Bobby Okereke | 8 | 5 | 3 | 0.0 | 0.0 | 0 |
| Xavier McKinney | 7 | 6 | 1 | 0.0 | 0.0 | 0 |

| FIELD GOALS | FGM/FGA | PERCENT | RESULTS |
|--------------|------------|--------------|---------|
| Graham Gano | 1-1 | 100.0 | 34G |
| TOTAL | 1-1 | 100.0 | |

ARIZONA CARDINALS

| PASSING | ATT | CP | YDS | SK/YD | TD | LG | INT | RTG |
|--------------|-----------|-----------|------------|------------|----------|-----------|----------|-------------|
| Joshua Dobbs | 31 | 21 | 228 | 0/0 | 1 | 23 | 0 | 99.9 |
| TOTAL | 31 | 21 | 228 | 0/0 | 1 | 23 | 0 | 99.9 |

| RUSHING | ATT | YDS | AVG | LG | TD |
|-----------------|-----------|------------|------------|------------|----------|
| James Conner | 23 | 106 | 4.6 | 22 | 1 |
| Joshua Dobbs | 3 | 41 | 13.7 | 23t | 1 |
| Keaontay Ingram | 2 | 6 | 3.0 | 5 | 0 |
| Emari Demercado | 1 | -2 | -2.0 | -2 | 0 |
| TOTAL | 29 | 151 | 5.2 | 23T | 2 |

| RECEIVING | NO | YDS | AVG | LG | TD |
|-----------------|-----------|------------|-------------|-----------|----------|
| Zach Ertz | 6 | 56 | 9.3 | 17 | 0 |
| Marquise Brown | 6 | 54 | 9.0 | 22 | 1 |
| Michael Wilson | 3 | 56 | 18.7 | 21 | 0 |
| Trey McBride | 2 | 32 | 16.0 | 23 | 0 |
| Emari Demercado | 2 | 7 | 3.5 | 4 | 0 |
| Rondale Moore | 1 | 14 | 14.0 | 14 | 0 |
| Zach Pascal | 1 | 9 | 9.0 | 9 | 0 |
| TOTAL | 21 | 228 | 10.9 | 23 | 1 |

| TOP DEFENSE | TOT | SOLO | AST | SCK | YDS | INT |
|----------------|-----|------|-----|-----|-----|-----|
| K'Von Wallace | 8 | 5 | 3 | 0.0 | 0.0 | 0 |
| Kryss Barnes | 7 | 6 | 1 | 0.0 | 0.0 | 0 |
| Jalen Thompson | 7 | 5 | 2 | 0.0 | 0.0 | 1 |

| FIELD GOALS | FGM/FGA | PERCENT | RESULTS |
|--------------|------------|-------------|----------------|
| Matt Prater | 2-3 | 66.7 | 55WL, 37G, 44G |
| TOTAL | 2-3 | 66.0 | |

CARDINALS GAME SUMMARIES



16

WEEK 3

Dallas Cowboys 16, Arizona Cardinals 28

62,915 ■ State Farm Stadium ■ Sep 24, 2023



28

| | | | | | | |
|-------------------|---|----|---|---|---|----|
| Dallas Cowboys | 3 | 7 | 3 | 3 | — | 16 |
| Arizona Cardinals | 9 | 12 | 0 | 7 | — | 28 |

The Cardinals entered week 3 looking for their first win of the season. Standing in their way was a 2-0 Dallas team that had won its first two games by 60 combined points (40-0 and 30-10), boasted the league's #1 defense, had not committed a turnover and led the NFL in takeaways. But like they had in the season's first two games, Arizona would find itself with a double-digit lead in the second half. This time the Cardinals would not relinquish it. Led by QB Josh Dobbs, the Cardinals offense scored on all five of its first half possessions and finished the day with 400 yards of offense including 222 on the ground. RB James Conner accounted for 116 yards from scrimmage, including 98 on 14 rushes with a TD run. The defense allowed just one TD and three FGs and came up with a huge late takeaway to seal the 28-16 victory. It marked Arizona's first win under the leadership of new GM Monti Ossefort and head coach Jonathan Gannon as well as the first career win as a starter for Dobbs.

Arizona got the ball first and on the game's second play, Dobbs kept it around the left end on a designed run, gaining 44 yards to the Dallas 29. That rush set-up a 39-yard Matt Prater FG that gave the Cards an early 3-0 lead and marked the first time the Cowboys trailed all season. After a Dallas 3-n-out, Arizona moved 82 yards in 7 plays and Conner ran it in from 5 yards out; a Cowboys penalty on the PAT try resulted in the Cards going for 2 but the run failed and the AZ lead was 9-0. Brandon Aubrey's 49-yard FG on the ensuing Cowboys drive made it 9-3 early in the opening quarter. Arizona then moved 30 yards to the Dallas 45 before hitting on another explosive play. This time WR Rondale Moore lined up in the backfield and took an inside handoff before rocketing down the middle of the field for a 45-yard TD run. Trailing 15-3, Dallas answered with 5:32 remaining in the 2nd quarter when RB Rico Dowdle scored on a 15-yard screen pass from Dak Prescott. But with 1:28 left in the half, Prater's 43-yard FG capped a 10-play, 50-yard drive that put AZ up 18-10. After the Cardinals defense forced a Dallas punt, AZ took over at its own 31 with :21 left and two timeouts. Dobbs quickly moved the Cards to the DAL44 in 4 plays and as the half expired, Prater tied his own franchise record with a 62-yard FG. The line-drive boot put Arizona up 21-10 at intermission.

Dallas opened the third quarter by driving to the AZ8 before the Cardinals defense forced them to settle for a 27-yard Aubrey FG. It was the first of four straight second half possessions that saw Dallas advance inside the Arizona 10 but they resulted in just six total points (two field goals, turnover on downs and an INT). The following Dallas drive reached the 4 but on 4th-n-3 from there, the Cards forced an incomplection to halt the threat. The Cowboys then advanced to the Arizona 8 but no further and Aubrey's 26-yard FG cut the Cardinals lead to five (21-16) with 9:33 remaining in the 4th quarter. On the very next play from scrimmage, however, Dobbs found rookie WR Michael Wilson wide open downfield and that 69-yard catch-n-run quickly set the offense up at the Dallas 7. Two plays later, Hollywood Brown hauled in a 2-yard TD pass from Dobbs on 3rd-n-goal and the Cards were up 28-16 with 7:22 left. The Cowboys responded by moving to Arizona 5 but Prescott's 3rd-n-goal pass into the middle of the end zone was intercepted by LB Kyzir White. The turnover was Dallas' first of the season and gave the ball back to the Arizona's offense with 3:00 to go. Three Conner runs and a pair of Dobbs QB keepers allowed Arizona to run out the remaining time and secure the upset win.

SCORING DRIVES

| TEAM | QTR | TIME | SCORING PLAY |
|-----------|-----|-------|--|
| Cardinals | 1 | 12:31 | M.Prater 39 yd. Field Goal (6-54, 2:29) |
| Cardinals | 1 | 06:12 | J.Conner 5 yd. run (run failed) (7-82, 3:49) |
| Cowboys | 1 | 01:48 | B.Aubrey 49 yd. Field Goal (10-44, 4:24) |
| Cardinals | 2 | 12:31 | R.Moore 45 yd. run (pass failed) (7-75, 4:17) |
| Cowboys | 2 | 05:32 | R.Dowdle 15 yd. pass from D.Prescott (B.Aubrey kick) (13-75, 6:59) |
| Cardinals | 2 | 01:28 | M.Prater 43 yd. Field Goal (10-50, 4:04) |
| Cardinals | 2 | 00:00 | M.Prater 62 yd. Field Goal (5-27, 0:25) |
| Cowboys | 3 | 09:27 | B.Aubrey 27 yd. Field Goal (13-67, 5:33) |
| Cowboys | 4 | 09:33 | B.Aubrey 26 yd. Field Goal (12-56, 5:20) |
| Cardinals | 4 | 07:22 | M.Brown 2 yd. pass from J.Dobbs (M.Prater kick) (4-76, 2:11) |

| Team Statistics | | Cowboys | | Cardinals |
|------------------------------|----------|----------|----|-----------|
| First Downs | 26 | 26 | 20 | |
| 3rd-Down Eff. (Made/Att/Pct) | 9/16/56% | 5/10/50% | | |
| 4th-Down Eff. (Made/Att/Pct) | 0/1/0% | 0/0/0% | | |
| Total Net Yards | 416 | 400 | | |
| Total Plays | 75 | 53 | | |
| Yards Per Play | 5.5 | 7.5 | | |
| Rushes/Net Yards | 33/185 | 30/222 | | |
| Net Passing | 231 | 178 | | |
| Pass Attempts/Completions | 40/25 | 21/17 | | |
| Had Intercepted | 1 | 0 | | |
| Sacked/Yards Lost | 2/18 | 2/11 | | |
| Punts/Average | 2/51.0 | 2/47.0 | | |
| Penalties/Yards | 13/107 | 8/69 | | |
| Fumbles/Lost | 0/0 | 0/0 | | |
| Possession Time | 34:33 | 25:27 | | |

DALLAS COWBOYS

| PASSING | ATT | CP | YDS | SK/YD | TD | LG | INT | RTG |
|--------------|-----------|-----------|------------|-------------|----------|-----------|----------|-------------|
| Dak Prescott | 40 | 25 | 249 | 2/18 | 1 | 32 | 1 | 78.0 |
| TOTAL | 40 | 25 | 249 | 2/18 | 1 | 32 | 1 | 78.0 |

| RUSHING | ATT | YDS | AVG | LG | TD |
|---------------|-----------|------------|------------|-----------|----------|
| Tony Pollard | 23 | 122 | 5.3 | 31 | 0 |
| Dak Prescott | 3 | 24 | 8.0 | 13 | 0 |
| Rico Dowdle | 4 | 21 | 5.3 | 10 | 0 |
| CeeDee Lamb | 2 | 9 | 4.5 | 9 | 0 |
| Hunter Luepke | 1 | 9 | 9.0 | 9 | 0 |
| TOTAL | 33 | 185 | 5.6 | 31 | 0 |

| RECEIVING | NO | YDS | AVG | LG | TD |
|-------------------|-----------|------------|-------------|-----------|----------|
| Michael Gallup | 6 | 92 | 15.3 | 27 | 0 |
| Jake Ferguson | 5 | 48 | 9.6 | 12 | 0 |
| CeeDee Lamb | 4 | 53 | 13.3 | 32 | 0 |
| Rico Dowdle | 3 | 25 | 8.3 | 15t | 1 |
| Tony Pollard | 3 | -1 | -0.3 | 2 | 0 |
| Brandin Cooks | 2 | 17 | 8.5 | 12 | 0 |
| Hunter Luepke | 1 | 12 | 12.0 | 12 | 0 |
| Peyton Hendershot | 1 | 3 | 3.0 | 3 | 0 |
| TOTAL | 25 | 249 | 10.0 | 32 | 1 |

| TOP DEFENSE | TOT | SOLO | AST | SCK | YDS | INT |
|---------------|-----|------|-----|-----|-----|-----|
| Damone Clark | 9 | 6 | 3 | 0.0 | 0.0 | 0 |
| Jayron Kearse | 6 | 6 | 0 | 0.0 | 0.0 | 0 |
| DaRon Bland | 6 | 5 | 1 | 0.0 | 0.0 | 0 |

| FIELD GOALS | FGM/FGA | PERCENT | RESULTS |
|----------------|------------|--------------|---------------|
| Brandon Aubrey | 3-3 | 100.0 | 49G, 27G, 26G |
| TOTAL | 3-3 | 100.0 | |

ARIZONA CARDINALS

| PASSING | ATT | CP | YDS | SK/YD | TD | LG | INT | RTG |
|--------------|-----------|-----------|------------|-------------|----------|-----------|----------|--------------|
| Joshua Dobbs | 21 | 17 | 189 | 2/11 | 1 | 69 | 0 | 120.0 |
| TOTAL | 21 | 17 | 189 | 2/11 | 1 | 69 | 0 | 120.0 |

| RUSHING | ATT | YDS | AVG | LG | TD |
|-----------------|-----------|------------|------------|------------|----------|
| James Conner | 14 | 98 | 7.0 | 26 | 1 |
| Joshua Dobbs | 6 | 55 | 9.2 | 44 | 0 |
| Rondale Moore | 3 | 54 | 18.0 | 45t | 1 |
| Keaontay Ingram | 5 | 13 | 2.6 | 8 | 0 |
| Emari Demercado | 2 | 2 | 1.0 | 2 | 0 |
| TOTAL | 30 | 222 | 7.4 | 45T | 2 |

| RECEIVING | NO | YDS | AVG | LG | TD |
|-----------------|-----------|------------|-------------|-----------|----------|
| Marquise Brown | 5 | 61 | 12.2 | 23 | 1 |
| Rondale Moore | 4 | 8 | 2.0 | 8 | 0 |
| Michael Wilson | 2 | 86 | 43.0 | 69 | 0 |
| James Conner | 2 | 18 | 9.0 | 10 | 0 |
| Zach Ertz | 2 | 6 | 3.0 | 5 | 0 |
| Keaontay Ingram | 1 | 8 | 8.0 | 8 | 0 |
| Trey McBride | 1 | 2 | 2.0 | 2 | 0 |
| TOTAL | 17 | 189 | 11.1 | 69 | 1 |

| TOP DEFENSE | TOT | SOLO | AST | SCK | YDS | INT |
|----------------|-----|------|-----|-----|-----|-----|
| Kyzir White | 14 | 8 | 6 | 0.0 | 0.0 | 1 |
| Kei'Trel Clark | 10 | 8 | 2 | 0.0 | 0.0 | 0 |
| Jalen Thompson | 8 | 5 | 3 | 0.0 | 0.0 | 0 |

| FIELD GOALS | FGM/FGA | PERCENT | RESULTS |
|--------------|------------|--------------|---------------|
| Matt Prater | 3-3 | 100.0 | 39G, 43G, 62G |
| TOTAL | 3-3 | 100.0 | |

CARDINALS GAME SUMMARIES



WEEK 4

Arizona Cardinals 16, San Francisco 49ers 35
71,521 ■ Levi's Stadium ■ Oct 1, 2023



| | | | | | | |
|---------------------------|---|----|---|----|---|----|
| Arizona Cardinals | 0 | 10 | 6 | 0 | — | 16 |
| San Francisco 49ers | 7 | 14 | 0 | 14 | — | 35 |

On a sunny week 4 afternoon in the Bay Area, the Cardinals faced an undefeated Niners team that was averaging 30 points a game on offense and allowing just 14 on defense. The hosts jumped out early and took a 21-3 lead with 5:22 to play in the second quarter. Arizona would battle back to trim the deficit to 5 at 21-16 late in the third quarter but would pull no closer. The 49ers held just a 33-yard advantage in total net yards (395 to 362), 19 yards in net rushing (124 to 105) and 14 yards in net passing (271 to 257). But San Francisco RB Christian McCaffrey scored four TDs (three on the ground) while QB Brock Purdy completed 20 of 21 passes and recorded both a passing and rushing touchdown. It added up to a 35-16 Niners win that was their 14th consecutive in the regular season. Arizona was led by QB Joshua Dobbs who passed for 265 yards with two TDs and no interceptions. Rookie WR Michael Wilson finished with 76 yards on 7 catches and recorded his first two career TD receptions.

San Francisco claimed a 14-0 lead with McCaffrey TDs on its first two possessions. The first was a 1-yard run that capped an 8-play, 62-yard drive; the other drive went 75 yards in 9 plays and McCaffrey ended by hauling in a backwards pass from Purdy and taking it 18 yards to the end zone. Arizona would draw to within 14-3 when its next drive ended with Matt Prater's 38-yard FG; the key play was Dobbs' 8-yard first down run when the Cards went for it on 4th-n-7 at their own 45. The next series saw San Fran WR Brandon Aiyuk haul in a 42-yard pass between two defenders and that set-up a 6-yard Purdy-to-McCaffrey TD pass that made it 21-3. Just before the half, the Cards moved 87 yards in 13 plays and pulled to within 21-10 when Dobbs and Wilson connected on a 16-yard TD pass with 0:23 left in the second quarter. The drive included another key 4th down conversion, this one on a fake punt on 4th-n-2 at the AZ21 when up-man Ezekiel Turner took a direct snap and picked up the first down.

After forcing a 49ers punt on the opening drive of the third quarter, the Cards took over inside their own 1-yard line. But Dobbs completed 4 of 4 passes for 61 yards and ran twice for 10 yards and capped the 99-yard drive with another TD pass to Wilson, this one from 8 yards away. After the two-point try was unsuccessful, San Fran's lead was just 5 with 4:12 to go in the third. The Niners would produce long TD drives on their next two possessions that combined to chew more than 12 minutes off the clock. Arizona's two fourth quarter drives would penetrate 49ers territory but neither produced points and the Cards fell by a final score of 35-16.

SCORING DRIVES

| TEAM | QTR | TIME | SCORING PLAY | ARI | SF |
|-----------|-----|-------|--|-----|----|
| 49ers | 1 | 09:07 | C.McCaffrey 1 yd. run (J.Moody kick) (8-62, 4:16) | 0 | 7 |
| 49ers | 2 | 14:14 | C.McCaffrey 18 yd. run (J.Moody kick) (9-75, 5:09) | 0 | 14 |
| Cardinals | 2 | 08:14 | M.Prater 38 yd. Field Goal (13-40, 6:00) | 3 | 14 |
| 49ers | 2 | 05:22 | C.McCaffrey 6 yd. pass from B.Purdy (J.Moody kick) (5-75, 2:52) | 3 | 21 |
| Cardinals | 2 | 00:23 | Mi.Wilson 16 yd. pass from J.Dobbs (M.Prater kick) (13-87, 4:59) | 10 | 21 |
| Cardinals | 3 | 04:12 | Mi.Wilson 8 yd. pass from J.Dobbs (run failed) (11-99, 6:25) | 16 | 21 |
| 49ers | 4 | 14:22 | C.McCaffrey 2 yd. run (J.Moody kick) (8-75, 4:50) | 16 | 28 |
| 49ers | 4 | 01:59 | B.Purdy 1 yd. run (J.Moody kick) (14-77, 7:14) | 16 | 34 |

Team Statistics

| | Cardinals | 49ers |
|------------------------------|-----------|----------|
| First Downs | 23 | 30 |
| 3rd-Down Eff. (Made/Att/Pct) | 8/15/53% | 3/5/60% |
| 4th-Down Eff. (Made/Att/Pct) | 2/3/67% | 1/1/100% |
| Total Net Yards | 362 | 395 |
| Total Plays | 67 | 53 |
| Yards Per Play | 5.4 | 7.5 |
| Rushes/Net Yards | 25/105 | 31/124 |
| Net Passing | 257 | 271 |
| Pass Attempts/Completions | 41/28 | 21/20 |
| Had Intercepted | 0 | 0 |
| Sacked/Yards Lost | 1/8 | 1/12 |
| Punts/Average | 3/39.0 | 1/45.0 |
| Penalties/Yards | 9/55 | 4/21 |
| Fumbles/Lost | 1/0 | 0/0 |
| Possession Time | 30:46 | 29:14 |

ARIZONA CARDINALS

| PASSING | ATT | CP | YDS | SK/YD | TD | LG | INT | RTG |
|--------------|-----------|-----------|------------|------------|----------|-----------|----------|--------------|
| Joshua Dobbs | 41 | 28 | 265 | 1/8 | 2 | 41 | 0 | 102.2 |
| TOTAL | 41 | 28 | 265 | 1/8 | 2 | 41 | 0 | 102.2 |

| RUSHING | ATT | YDS | AVG | LG | TD |
|-----------------|-----------|------------|------------|-----------|----------|
| James Conner | 11 | 52 | 4.7 | 11 | 0 |
| Joshua Dobbs | 12 | 48 | 4.0 | 12 | 0 |
| Emari Demercado | 1 | 3 | 3.0 | 3 | 0 |
| Ezekiel Turner | 1 | 2 | 2.0 | 2 | 0 |
| TOTAL | 25 | 105 | 4.2 | 12 | 0 |

| RECEIVING | NO | YDS | AVG | LG | TD |
|-----------------|-----------|------------|------------|-----------|----------|
| Marquise Brown | 7 | 96 | 13.7 | 41 | 0 |
| Michael Wilson | 7 | 76 | 10.9 | 33 | 2 |
| Zach Ertz | 6 | 53 | 8.8 | 15 | 0 |
| Emari Demercado | 3 | 21 | 7.0 | 13 | 0 |
| Zach Pascal | 3 | 10 | 3.3 | 9 | 0 |
| Trey McBride | 1 | 5 | 5.0 | 5 | 0 |
| James Conner | 1 | 4 | 4.0 | 4 | 0 |
| TOTAL | 28 | 265 | 9.5 | 41 | 2 |

| TOP DEFENSE | TOT | SOLO | AST | SCK | YDS | INT |
|----------------|-----|------|-----|-----|-----|-----|
| Ezekiel Turner | 9 | 4 | 5 | 0.0 | 0.0 | 0 |
| K'Von Wallace | 8 | 4 | 4 | 0.0 | 0.0 | 0 |
| Kyzir White | 7 | 3 | 4 | 0.0 | 0.0 | 0 |

| FIELD GOALS | FGM/FGA | PERCENT | RESULTS |
|--------------|------------|--------------|---------|
| Matt Prater | 1-1 | 100.0 | 38G |
| TOTAL | 1-1 | 100.0 | |

SAN FRANCISCO 49ERS

| PASSING | ATT | CP | YDS | SK/YD | TD | LG | INT | RTG |
|--------------|-----------|-----------|------------|-------------|----------|-----------|----------|--------------|
| Brock Purdy | 21 | 20 | 283 | 1/12 | 1 | 42 | 0 | 134.6 |
| TOTAL | 21 | 20 | 283 | 1/12 | 1 | 42 | 0 | 134.6 |

| RUSHING | ATT | YDS | AVG | LG | TD |
|---------------------|-----------|------------|------------|------------|----------|
| Christian McCaffrey | 20 | 106 | 5.3 | 18t | 3 |
| Jordan Mason | 3 | 10 | 3.3 | 4 | 0 |
| Deebo Samuel | 3 | 6 | 2.0 | 5 | 0 |
| Kyle Juszczyk | 2 | 3 | 1.5 | 3 | 0 |
| Brock Purdy | 2 | 0 | 0.0 | 1t | 1 |
| Sam Darnold | 1 | -1 | -1.0 | -1 | 0 |
| TOTAL | 31 | 124 | 4.0 | 18T | 4 |

| RECEIVING | NO | YDS | AVG | LG | TD |
|---------------------|-----------|------------|-------------|-----------|----------|
| Christian McCaffrey | 7 | 71 | 10.1 | 13 | 1 |
| Brandon Aiyuk | 6 | 148 | 24.7 | 42 | 0 |
| Ray-Ray McCloud III | 2 | 22 | 11.0 | 14 | 0 |
| Jordan Mason | 1 | 13 | 13.0 | 13 | 0 |
| George Kittle | 1 | 9 | 9.0 | 9 | 0 |
| Willie Snead IV | 1 | 9 | 9.0 | 9 | 0 |
| Ronnie Bell | 1 | 7 | 7.0 | 7 | 0 |
| Kyle Juszczyk | 1 | 4 | 4.0 | 4 | 0 |
| TOTAL | 20 | 283 | 14.2 | 42 | 1 |

| TOP DEFENSE | TOT | SOLO | AST | SCK | YDS | INT |
|-----------------|-----|------|-----|-----|-----|-----|
| Dre Greenlaw | 10 | 8 | 2 | 0.0 | 0.0 | 0 |
| Fred Warner | 10 | 8 | 2 | 0.0 | 0.0 | 0 |
| Talanoa Hufanga | 5 | 4 | 1 | 0.0 | 0.0 | 0 |

| FIELD GOALS | FGM/FGA | PERCENT | RESULTS |
|-------------|----------------|---------|---------|
| | No Field Goals | | |

CARDINALS GAME SUMMARIES



WEEK 5

Cincinnati Bengals 34, Arizona Cardinals 20
62,651 ■ **State Farm Stadium** ■ **Oct 8, 2023**



| | | | | | | |
|--------------------|----|----|---|----|---|----|
| Cincinnati Bengals | 10 | 7 | 7 | 10 | — | 34 |
| Arizona Cardinals | 0 | 14 | 6 | 0 | — | 20 |

In week 6, the Bengals made just their second-ever visit to State Farm Stadium, facing the Cardinals in a match-up of 1-3 teams. The visitors jumped out to an early 10-0 advantage before Arizona stormed back to lead 14-10 midway through the second. But a huge momentum swing took place late in the second quarter and early in the third. Cincy took advantage of 3 takeaways to outscore AZ 24-6 the rest of the way to earn a 34-20 victory. The Bengals were led by their two best offensive players as WR Ja'Marr Chase had 15 catches for 192 yards and three TDs on passes from QB Joe Burrow who completed 36 of 46 attempts for 317 yards. A Cardinals team that had already been hit hard by injuries suffered two more key ones in the second quarter when both RB James Conner (knee) and S Jalen Thompson (hamstring) exited and did not return.

The Bengals opened the scoring and took a 10-0 lead after their first two offensive possessions. On the first, Burrow completed 7 of 7 passes for 56 yards and ended it when he found Chase in the back of the end zone on 3rd-n-goal from the 2. Cincy's next drive started at the AZ48 after a 28-yard Trenton Irwin punt return. It would advance to the AZ7 and the Bengals had it 1st-n-goal from there. But after a pair of stops, DL Kevin Strong sacked Burrow for a 15-yard loss on 3rd-n-goal and Evan McPherson's 40-yard FG put Cincinnati up 10-0 late in the first. Cards QB Josh Dobbs then led the Cardinals 75 yards in 9 plays on the ensuing drive and pulled AZ to within 10-7 when he dropped a perfect pass right into the arms of WR Marquise Brown for a 25-yard TD down the right sideline. On that series, Dobbs was 4 for 5 for 67 yards and the only incompletion was an athletic throwaway to avoid a sack. Arizona's defense forced a 3-n-out on the next series when DL Dante Stills sacked Burrow on 3rd down. Greg Dortch's 16-yard punt return and an unnecessary roughness penalty allowed the Cards to start the next drive at the CIN49. On its 2nd play, Conner was initially bottled up before spinning out of trouble, reversing field and picking up 35 yards to the Bengals 14; unfortunately he injured his knee on the play and did not return. That Conner run set up a 2-yard Dobbs TD pass to TE Zach Ertz that put AZ up 14-10 with 8:28 to go in the 2nd quarter. With two minutes to play before halftime the teams traded huge momentum shifts. First, Burrow had moved his offense inside the AZ5 before the Cards turned Cincy away on both 3rd and 4th down Joe Mixon runs from the 1 thanks to tackles by CB Antonio Hamilton and S K'Von Wallace, respectively. But two plays later, Dobbs threw his first INT of the year (after a franchise record 137 attempts without one) when CB Cam Taylor-Britt snagged the ball at the 11 and returned it for a TD that put the Bengals up 17-14 at halftime.

On the second half's third play from scrimmage, Burrow went deep to Chase and hit him with a 63-yard scoring pass that made it 24-15 just 81 seconds into the 3rd quarter. Midway through the stanza, the Cards moved 75 yards in 11 plays on a TD drive; its final 3 plays were runs by undrafted rookie RB Emari Demarcado - subbing for Conner - that covered 8, 9 and 11 yards, the last of which he took into the end zone for his first career TD. That cut the Cincy lead to 24-20 after the PAT kick failed. On the next drive, the Bengals reached the AZ45 and faced a 3rd-n-7 from there when Wallace intercepted Burrow to get the ball back for the Cardinals offense. On the next play from scrimmage, WR Rondale Moore took a direct snap and raced 41 yards around the left end for a 41-yard gain to the CIN25. Three plays later, AZ went for it on 4th-n-1 at the 16 but were turned away when Dobbs was stopped on a designed run. From there, Cincy moved 83 yards in 15 plays and went up 31-20 when Burrow connected with Chase on their 3rd TD of the game, a 3-yarder in the back of the end zone. On the next play from scrimmage, the Bengals sacked Dobbs forcing a fumble that they recovered at the AZ28. That set-up McPherson's 40-yard FG that provided the game's final points.

SCORING DRIVES

| TEAM | QTR | TIME | SCORING PLAY | CIN | ARI |
|-----------|-----|-------|---|-----|-----|
| Bengals | 1 | 07:09 | J.Chase 2 yd. pass from J.Burrow (E.McPherson kick) (11-64, 6:10) | 7 | 0 |
| Bengals | 1 | 01:46 | E.McPherson 40 yd. Field Goal (8-26, 4:05) | 10 | 0 |
| Cardinals | 2 | 12:25 | M.Brown 25 yd. pass from J.Dobbs (M.Prater kick) (9-75, 4:21) | 10 | 7 |
| Cardinals | 2 | 08:28 | Z.Ertz 4 yd. pass from J.Dobbs (M.Prater kick) (5-49, 2:13) | 10 | 14 |
| Bengals | 2 | 01:23 | C.Taylor-Britt 11 yd. interception return (E.McPherson kick) | 17 | 14 |
| Bengals | 3 | 13:39 | J.Chase 63 yd. pass from J.Burrow (E.McPherson kick) (3-75, 1:21) | 24 | 14 |
| Cardinals | 3 | 07:33 | E.Demarcado 11 yd. run (kick failed, wl) (11-75, 6:06) | 24 | 20 |
| Bengals | 4 | 07:48 | J.Chase 3 yd. pass from J.Burrow (E.McPherson kick) (15-83, 8:55) | 31 | 20 |
| Bengals | 4 | 06:33 | E.McPherson 40 yd. Field Goal (5-6, 1:08) | 34 | 20 |

Team Statistics

| | Bengals | Cardinals |
|------------------------------|----------|-----------|
| First Downs | 27 | 15 |
| 3rd-Down Eff. (Made/Att/Pct) | 5/14/36% | 4/11/36% |
| 4th-Down Eff. (Made/Att/Pct) | 0/3/0% | 0/3/0% |
| Total Net Yards | 380 | 294 |
| Total Plays | 79 | 57 |
| Yards Per Play | 4.8 | 5.2 |
| Rushes/Net Yards | 30/93 | 22/142 |
| Net Passing | 287 | 152 |
| Pass Attempts/Completions | 46/36 | 32/15 |
| Had Intercepted | 1 | 2 |
| Sacked/Yards Lost | 3/30 | 3/14 |
| Punts/Average | 3/48.3 | 4/54.8 |
| Penalties/Yards | 4/40 | 2/16 |
| Fumbles/Lost | 1/0 | 1/1 |
| Possession Time | 38:10 | 21:50 |

CINCINNATI BENGALS

| PASSING | ATT | CP | YDS | SK/YD | TD | LG | INT | RTG |
|--------------|-----------|-----------|------------|-------------|----------|------------|----------|--------------|
| Joe Burrow | 46 | 36 | 317 | 3/30 | 3 | 63t | 1 | 108.1 |
| TOTAL | 46 | 36 | 317 | 3/30 | 3 | 63T | 1 | 108.1 |

| RUSHING | ATT | YDS | AVG | LG | TD |
|-------------------|-----------|-----------|------------|-----------|----------|
| Joe Mixon | 25 | 81 | 3.2 | 10 | 0 |
| Joe Burrow | 4 | 7 | 1.8 | 10 | 0 |
| Trayveon Williams | 1 | 5 | 5.0 | 5 | 0 |
| TOTAL | 30 | 93 | 3.1 | 10 | 0 |

| RECEIVING | NO | YDS | AVG | LG | TD |
|--------------------|-----------|------------|------------|------------|----------|
| Ja'Marr Chase | 15 | 192 | 12.8 | 63t | 3 |
| Trenton Irwin | 8 | 60 | 7.5 | 13 | 0 |
| Tyler Boyd | 6 | 39 | 6.5 | 14 | 0 |
| Joe Mixon | 4 | 13 | 3.3 | 8 | 0 |
| Andrei Iosivas | 1 | 9 | 9.0 | 9 | 0 |
| Chase Brown | 1 | 2 | 2.0 | 2 | 0 |
| Kwamie Lassiter II | 1 | 2 | 2.0 | 2 | 0 |
| TOTAL | 36 | 317 | 8.8 | 63T | 3 |

| TOP DEFENSE | TOT | SOLO | AST | SCK | YDS | INT |
|----------------|-----|------|-----|-----|-----|-----|
| Germaine Pratt | 10 | 3 | 7 | 0.0 | 0.0 | 1 |
| Logan Wilson | 9 | 4 | 5 | 0.0 | 0.0 | 0 |
| Mike Hilton | 4 | 4 | 0 | 0.0 | 0.0 | 0 |

| FIELD GOALS | FGM/FGA | PERCENT | RESULTS |
|----------------|------------|--------------|----------|
| Evan McPherson | 2-2 | 100.0 | 40G, 40G |
| TOTAL | 2-2 | 100.0 | |

ARIZONA CARDINALS

| PASSING | ATT | CP | YDS | SK/YD | TD | LG | INT | RTG |
|--------------|-----------|-----------|------------|-------------|----------|------------|----------|-------------|
| Joshua Dobbs | 32 | 15 | 166 | 3/14 | 2 | 25t | 2 | 57.6 |
| TOTAL | 32 | 15 | 166 | 3/14 | 2 | 25T | 2 | 57.6 |

| RUSHING | ATT | YDS | AVG | LG | TD |
|-----------------|-----------|------------|------------|-----------|----------|
| Rondale Moore | 3 | 50 | 16.7 | 41 | 0 |
| James Conner | 6 | 46 | 7.7 | 35 | 0 |
| Emari Demarcado | 10 | 45 | 4.5 | 11t | 1 |
| Joshua Dobbs | 3 | 1 | 0.3 | 2 | 0 |
| TOTAL | 22 | 142 | 6.5 | 41 | 1 |

| RECEIVING | NO | YDS | AVG | LG | TD |
|-----------------|-----------|------------|-------------|------------|----------|
| Marquise Brown | 4 | 61 | 15.3 | 25t | 1 |
| Rondale Moore | 3 | 26 | 8.7 | 19 | 0 |
| Geoff Swaim | 2 | 22 | 11.0 | 11 | 0 |
| Trey McBride | 2 | 17 | 8.5 | 13 | 0 |
| Zach Ertz | 2 | 10 | 5.0 | 6 | 1 |
| Michael Wilson | 1 | 18 | 18.0 | 18 | 0 |
| Emari Demarcado | 1 | 12 | 12.0 | 12 | 0 |
| TOTAL | 15 | 166 | 11.1 | 25T | 2 |

| TOP DEFENSE | TOT | SOLO | AST | SCK | YDS | INT |
|---------------|-----|------|-----|-----|-----|-----|
| Marco Wilson | 11 | 8 | 3 | 0.0 | 0.0 | 0 |
| K'Von Wallace | 10 | 7 | 3 | 0.0 | 0.0 | 1 |
| Kyzir White | 10 | 6 | 4 | 0.0 | 0.0 | 0 |

| FIELD GOALS | FGM/FGA | PERCENT | RESULTS |
|----------------|---------|---------|---------|
| No Field Goals | | | |

CARDINALS GAME SUMMARIES



WEEK 6

Arizona Cardinals 9, Los Angeles Rams 26
71,202 ■ SoFi Stadium ■ Oct 15, 2023



| | | | | | | |
|-------------------|---|---|----|----|---|----|
| Arizona Cardinals | 3 | 6 | 0 | 0 | — | 9 |
| Los Angeles Rams | 3 | 3 | 10 | 10 | — | 26 |

Facing the Rams in a week 6 divisional road game, an Arizona team accustomed to missing key players was down two more as RB James Conner and FS Jalen Thompson were out with injuries. Nonetheless, the Cardinals led at halftime after dominating the first opening two quarters. While they held significant statistical advantages in offensive plays (42-20), net rushing yards (103-5), first downs (11-4) and time of possession (20:58-9:02), the Cards only led 9-6 following the field goal-only first half. That was not enough cushion to hold off the host Rams, who scored on their first four drives after intermission (TD, FG, TD, FG) while keeping the Cardinals off the scoreboard and capitalizing on two fourth quarter takeaways. It all added up to a 26-9 win for Los Angeles, who improved to 3-3 while dropping AZ to 1-5.

The Cardinals got the ball to start the game and put the first points on the board thanks to a 55-yard Matt Prater field goal. The drive's key play came on the 3rd snap from scrimmage when QB Josh Dobbs scrambled for 24 yards on 3rd-n-10 from the 25. The AZ defense forced a Rams punt on the ensuing series marking the first time all season LA hadn't scored on its opening possession. Arizona then drove from its own 7 to the LA40 but a sack on 3rd-n-2 from there pushed them out of field goal range. Austin Trammell returned the ensuing punt 30 yards to the LA41 and a play later, a Cooper Kupp catch gained 36 yards to the AZ16. The AZ defense held them to a FG try and Brett Maher's 29-yarder tied the game late in the first quarter. LA then forced a Cardinals punt but Trammell lost the ball on a hit by Joey Blount and Bobby Price recovered at the LA17. The takeaway set-up a 32-yard Prater FG that put the Cards up 6-3 with 12:35 left in the 2nd quarter. The Rams went 3-n-out on the next series thanks to a 3rd down sack from LB Kyzir White and AZ's offense took over at its own 41 after the punt. The Cards reached the LA36 but a sneak on 3rd-n-1 from there was stopped. They went for it on 4th-n-6 after an offensive offside penalty pushed it back 5 but came away empty when Hollywood Brown couldn't get his feet down in bounds on a deep pass down the right sideline. LB Victor Dimukeje's 3rd down sack of Matthew Stafford ended the next LA possession. AZ took over at its own 28 with 5:01 in the half and on 3rd-n-13 at the 25, Dobbs again scrambled for a big gain – a 20 yarder to the AZ45. Another Prater FG, this one from 27 yards out, gave the Cards a 9-3 lead with 0:43 left before halftime. On the next play from scrimmage, Stafford hit Kupp with a deep pass down the middle for a gain of 49 yards to the AZ26. That set-up a 35-yard FG that trimmed Arizona's lead to 9-6 at intermission.

The Rams opened the second half with a ground-heavy drive, rushing on its first 10 plays to reach the AZ13; on 3rd-n-9 from there Stafford hit Kupp just inside the right pylon for a TD and LA took its first lead at 13-9. Following a 3-n-out from the Cardinals, the Rams again advanced deep into AZ territory and reached the AZ6 in 6 plays. They would get no further, however, and Maher's 25-yard FG extended the lead to 16-9. Down a TD, Dobbs led the Cards to the LA12 but disaster struck on the first play of the fourth quarter. His pass to Zach Ertz deflected off the TE's hand and was intercepted by LB Christian Rozeboom at the 12. The Rams proceeded to move 88 yards in 12 plays and Williams' 5-yard TD run put them up 14 with 8:19 remaining. Arizona's comeback hopes were effectively dashed on the next drive when Dobbs lost the ball while being sacked and LA recovered at the AZ33. That led to Maher's 43-yard FG that provided the game's final points.

SCORING DRIVES

| TEAM | QTR | TIME | SCORING PLAY | ARI | LAR |
|-----------|-----|-------|---|-----|-----|
| Cardinals | 1 | 11:25 | M.Prater 55 yd. Field Goal (8-38, 3:35) | 3 | 0 |
| Rams | 1 | 00:11 | B.Maher 29 yd. Field Goal (6-48, 1:56) | 3 | 3 |
| Cardinals | 2 | 12:35 | M.Prater 32 yd. Field Goal (4-3, 0:52) | 6 | 3 |
| Cardinals | 2 | 00:43 | M.Prater 27 yd. Field Goal (11-63, 4:22) | 9 | 3 |
| Rams | 2 | 00:04 | B.Maher 35 yd. Field Goal (5-58, 0:39) | 9 | 6 |
| Rams | 3 | 08:57 | C.Kupp 13 yd. pass from M.Stafford (B.Maher kick) (10-75, 6:03) | 9 | 13 |
| Rams | 3 | 02:44 | B.Maher 25 yd. Field Goal (8-80, 4:31) | 9 | 16 |
| Rams | 4 | 08:15 | K.Williams 5 yd. run (B.Maher kick) (12-88, 6:35) | 9 | 23 |
| Rams | 4 | 04:37 | B.Maher 43 yd. Field Goal (4-8, 1:38) | 9 | 26 |

Team Statistics

| | Cardinals | Rams |
|------------------------------|-----------|----------|
| First Downs | 20 | 17 |
| 3rd-Down Eff. (Made/Att/Pct) | 6/16/38% | 4/12/33% |
| 4th-Down Eff. (Made/Att/Pct) | 2/4/50% | 0/0/0% |
| Total Net Yards | 345 | 382 |
| Total Plays | 73 | 55 |
| Yards Per Play | 4.7 | 6.9 |
| Rushes/Net Yards | 30/130 | 28/179 |
| Net Passing | 215 | 203 |
| Pass Attempts/Completions | 41/21 | 24/15 |
| Had Intercepted | 1 | 0 |
| Sacked/Yards Lost | 2/20 | 3/23 |
| Punts/Average | 3/44.7 | 4/46.5 |
| Penalties/Yards | 5/36 | 6/59 |
| Fumbles/Lost | 1/1 | 1/1 |
| Possession Time | 30:30 | 29:30 |

ARIZONA CARDINALS

| PASSING | ATT | CP | YDS | SK/YD | TD | LG | INT | RTG |
|--------------|-----------|-----------|------------|-------------|----------|-----------|----------|-------------|
| Joshua Dobbs | 41 | 21 | 235 | 2/20 | 0 | 27 | 1 | 58.5 |
| TOTAL | 41 | 21 | 235 | 2/20 | 0 | 27 | 1 | 58.5 |

| RUSHING | ATT | YDS | AVG | LG | TD |
|-----------------|-----------|------------|------------|-----------|----------|
| Joshua Dobbs | 7 | 47 | 6.7 | 24 | 0 |
| Keaontay Ingram | 10 | 40 | 4.0 | 12 | 0 |
| Damien Williams | 8 | 36 | 4.5 | 9 | 0 |
| Emari Demercado | 2 | 11 | 5.5 | 6 | 0 |
| Rondale Moore | 3 | -4 | -1.3 | 1 | 0 |
| TOTAL | 30 | 130 | 4.3 | 24 | 0 |

| RECEIVING | NO | YDS | AVG | LG | TD |
|-----------------|-----------|------------|-------------|-----------|----------|
| Trey McBride | 4 | 62 | 15.5 | 27 | 0 |
| Marquise Brown | 4 | 34 | 8.5 | 22 | 0 |
| Rondale Moore | 4 | 30 | 7.5 | 9 | 0 |
| Michael Wilson | 3 | 62 | 20.7 | 26 | 0 |
| Zach Ertz | 2 | 22 | 11.0 | 12 | 0 |
| Keaontay Ingram | 2 | 11 | 5.5 | 9 | 0 |
| Damien Williams | 1 | 8 | 8.0 | 8 | 0 |
| Emari Demercado | 1 | 6 | 6.0 | 6 | 0 |
| TOTAL | 21 | 235 | 11.2 | 27 | 0 |

| TOP DEFENSE | TOT | SOLO | AST | SCK | YDS | INT |
|--------------|-----|------|-----|-----|-----|-----|
| Kyzir White | 8 | 5 | 3 | 1.0 | 7.0 | 0 |
| Josh Woods | 6 | 3 | 3 | 0.0 | 0.0 | 0 |
| Marco Wilson | 5 | 5 | 0 | 0.0 | 0.0 | 0 |

| FIELD GOALS | FGM/FGA | PERCENT | RESULTS |
|--------------|------------|--------------|---------------|
| Matt Prater | 3-3 | 100.0 | 55G, 32G, 27G |
| TOTAL | 3-3 | 100.0 | |

LOS ANGELES RAMS

| PASSING | ATT | CP | YDS | SK/YD | TD | LG | INT | RTG |
|------------------|-----------|-----------|------------|-------------|----------|-----------|----------|--------------|
| Matthew Stafford | 24 | 15 | 226 | 3/23 | 1 | 49 | 0 | 107.3 |
| TOTAL | 24 | 15 | 226 | 3/23 | 1 | 49 | 0 | 107.3 |

| RUSHING | ATT | YDS | AVG | LG | TD |
|------------------|-----------|------------|------------|-----------|----------|
| Kyren Williams | 20 | 158 | 7.9 | 31 | 1 |
| Zach Evans | 4 | 10 | 2.5 | 3 | 0 |
| Ronnie Rivers | 3 | 9 | 3.0 | 6 | 0 |
| Matthew Stafford | 1 | 2 | 2.0 | 2 | 0 |
| TOTAL | 28 | 179 | 6.4 | 31 | 1 |

| RECEIVING | NO | YDS | AVG | LG | TD |
|---------------|-----------|------------|-------------|-----------|----------|
| Cooper Kupp | 7 | 148 | 21.1 | 49 | 1 |
| Puka Nacua | 4 | 26 | 6.5 | 9 | 0 |
| Tyler Higbee | 2 | 18 | 9.0 | 9 | 0 |
| Tutu Atwell | 1 | 30 | 30.0 | 30 | 0 |
| Ronnie Rivers | 1 | 4 | 4.0 | 4 | 0 |
| TOTAL | 15 | 226 | 15.1 | 49 | 1 |

| TOP DEFENSE | TOT | SOLO | AST | SCK | YDS | INT |
|-----------------|-----|------|-----|-----|-----|-----|
| Ernest Jones IV | 10 | 7 | 3 | 0.0 | 0.0 | 0 |
| Byron Young | 6 | 3 | 3 | 1.0 | 7.0 | 0 |
| Jordan Fuller | 5 | 4 | 1 | 0.0 | 0.0 | 0 |

| FIELD GOALS | FGM/FGA | PERCENT | RESULTS |
|--------------|------------|--------------|--------------------|
| Brett Maher | 4-4 | 100.0 | 29G, 35G, 25G, 43G |
| TOTAL | 4-4 | 100.0 | |

CARDINALS GAME SUMMARIES



WEEK 7

Arizona Cardinals 10, Seattle Seahawks 20
68,781 ■ Lumen Field ■ Oct 22, 2023



| | | | | | | |
|-------------------------|---|---|---|---|---|----|
| Arizona Cardinals | 3 | 7 | 0 | 0 | — | 10 |
| Seattle Seahawks | 7 | 7 | 3 | 3 | — | 20 |

The Cardinals (1-5) traveled to Seattle for a week 7 divisional game against the Seahawks (3-2). They were bolstered by the return of all-pro safety Budda Baker, who had missed the previous five games with a hamstring injury, as well as the debut of rookie corner Garrett Williams, who hadn't played since suffering a knee injury the year before in college. Against a Seahawks team that had committed just 3 turnovers all season, Arizona enjoyed a 3-0 edge in takeaways (2 fumble recoveries and an INT). The Cards ran for 127 yards against Seattle's 5th-ranked run defense that had been allowing just 79.2 yards per game, including 58 from undrafted rookie Emari Demercado, who started for the injured James Conner. Unfortunately, AZ would only score 3 points off those 3 takeaways and struggled to find an offensive rhythm in falling 20-10 to the Seahawks.

Seattle's opening drive penetrated Arizona territory thanks in part to a 31-yard completion from Geno Smith to WR Jake Bobo. However, a Zaven Collins sack of Smith pushed them back 10 and helped to force a punt. The next Seahawks series started at their own 39 but they moved 61 yards in 3 plays; an 8-yard completion, a 25-yard Kenneth Walker run and a 28-yard TD reception by rookie WR Jaxon Smith-Njigba for the game's first score. The Cards would then go 3-n-out but on the punt return, Arizona's Joey Blount forced a fumble for the second straight week. This time it was DeeJay Dallas who coughed it up and Dennis Gardeck recovered for the Cardinals at the Seattle 30. The takeaway led to a 44-yard Matt Prater FG that made it 7-3 late in the first quarter. The Cards defense then forced a Seattle punt and following the touchback, the offense took over at the 20. An 18-yard run from Demercado took it to the SEA49. On a 1st-n-10 play from the 20, a Josh Dobbs pass into the end zone was intercepted by Seattle. However, it was wiped off by a roughing the passer penalty that was followed by a tussle involving multiple players from both teams. When the dust settled, there were offsetting personal foul penalties, LT D.J. Humphries was ejected for contact with a game official, and Arizona had its first-and-goal at the Seattle 25. On the next snap, Dobbs kept it around the left end and took it all the way to the end zone. That 25-yard scoring run gave AZ a 10-7 lead with 9:11 remaining in the second quarter. The ensuing Seattle drive reached the AZ18 in 8 plays and on first down from there, Bobo hauled in a Smith pass at the side of the end zone but was ruled out of bounds. However, it was reversed to a TD after a Seahawks challenge and Seattle led 14-10 with 4:41 to play before halftime. The Cards would move to the Seattle 27 in 10 plays but a holding penalty and sack kept them from getting points in the closing seconds of the first half.

Seattle got the ball first after intermission and in 10 plays reached the AZ 1-yard line where they had it first-and-goal. However, the Arizona D stopped two Walker runs and a short completion on third down forced Seattle to settle for a FG that only increased its lead to 7. It appeared they would add to it on the next series when they reached the AZ16 but on 3rd-n-4 from there, the rookie CB Williams intercepted Smith at the 1. After an Arizona punt, Seattle took over at its own 30 early in the 4th quarter but on the 2nd play of the drive, Smith fumbled a snap and DL Kevin Strong recovered at the SEA34. A high shotgun snap led to a loss of 14 yards on the ensuing drive's second play and the Cards came away without points when Prater's 34-yard FG try was wide left. The Cards defense again stepped up, forcing a 3-n-out thanks in part to a 2nd down sack for minus-6 shared by Strong and Jonathan Ledbetter. After the punt, AZ took over at its own 33 with 9:31 to play and trailing by 7. The drive reached the SEA49 but when a 3rd-n-9 pass was incomplete, AZ sent out its punting unit. Instead of kicking, though, the Cards ran a fake but were unsuccessful when back-up QB Clayton Tune's completion to Michael Wilson only picked up 4 yards. As a result, the Seahawks took over at their own 45 with 4:58 left. They would pick up two first downs and force Arizona to use its remaining timeouts before Jason Myers' 48-yard FG made it a 10-point lead with 2:17 left to effectively seal the game.

SCORING DRIVES

| TEAM | QTR | TIME | SCORING PLAY | ARI | SEA |
|-----------|-----|-------|---|-----|-----|
| Seahawks | 1 | 04:47 | J.Smith-Njigba 28 yd. pass from G.Smith (J.Myers kick) (3-61, 1:01) | 0 | 7 |
| Cardinals | 1 | 01:57 | M.Prater 44 yd. Field Goal (4-4, 1:22) | 3 | 7 |
| Cardinals | 2 | 09:11 | J.Dobbs 25 yd. run (M.Prater kick) (8-80, 4:27) | 10 | 7 |
| Seahawks | 2 | 04:41 | J.Bobo 18 yd. pass from G.Smith (J.Myers kick) (9-76, 4:30) | 10 | 14 |
| Seahawks | 3 | 07:37 | J.Myers 21 yd. Field Goal (13-72, 7:23) | 10 | 17 |
| Seahawks | 4 | 02:17 | J.Myers 48 yd. Field Goal (9-25, 2:41) | 10 | 20 |

Team Statistics

| | Cardinals | Seahawks |
|------------------------------|-----------|----------|
| First Downs | 15 | 18 |
| 3rd-Down Eff. (Made/Att/Pct) | 5/15/33% | 7/13/54% |
| 4th-Down Eff. (Made/Att/Pct) | 0/3/0% | 0/0/0% |
| Total Net Yards | 249 | 318 |
| Total Plays | 63 | 58 |
| Yards Per Play | 4.0 | 5.5 |
| Rushes/Net Yards | 25/127 | 32/115 |
| Net Passing | 122 | 203 |
| Pass Attempts/Completions | 34/20 | 24/18 |
| Had Intercepted | 0 | 1 |
| Sacked/Yards Lost | 4/28 | 2/16 |
| Punts/Average | 5/48.0 | 3/47.7 |
| Penalties/Yards | 7/59 | 5/32 |
| Fumbles/Lost | 2/0 | 2/2 |
| Possession Time | 29:28 | 30:32 |

ARIZONA CARDINALS

| PASSING | ATT | CP | YDS | SK/YD | TD | LG | INT | RTG |
|--------------|-----------|-----------|------------|-------------|----------|-----------|----------|-------------|
| Joshua Dobbs | 33 | 19 | 146 | 4/28 | 0 | 21 | 0 | 68.5 |
| Clayton Tune | 1 | 1 | 4 | 0/0 | 0 | 4 | 0 | 83.3 |
| TOTAL | 34 | 20 | 150 | 4/28 | 0 | 21 | 0 | 69.5 |

| RUSHING | ATT | YDS | AVG | LG | TD |
|-----------------|-----------|------------|------------|------------|----------|
| Emari Demercado | 13 | 58 | 4.5 | 18 | 0 |
| Joshua Dobbs | 7 | 43 | 6.1 | 25t | 1 |
| Rondale Moore | 4 | 24 | 6.0 | 15 | 0 |
| Damien Williams | 1 | 2 | 2.0 | 2 | 0 |
| TOTAL | 25 | 127 | 5.1 | 25T | 1 |

| RECEIVING | NO | YDS | AVG | LG | TD |
|-----------------|-----------|------------|------------|-----------|----------|
| Emari Demercado | 4 | 17 | 4.3 | 8 | 0 |
| Marquise Brown | 3 | 49 | 16.3 | 21 | 0 |
| Trey McBride | 3 | 29 | 9.7 | 19 | 0 |
| Michael Wilson | 3 | 26 | 8.7 | 11 | 0 |
| Zach Ertz | 3 | 19 | 6.3 | 9 | 0 |
| Rondale Moore | 2 | 2 | 1.0 | 4 | 0 |
| Geoff Swaim | 1 | 8 | 8.0 | 8 | 0 |
| Elijah Higgins | 1 | 0 | 0.0 | 0 | 0 |
| TOTAL | 20 | 150 | 7.5 | 21 | 0 |

| TOP DEFENSE | TOT | SOLO | AST | SCK | YDS | INT |
|----------------|-----|------|-----|-----|-----|-----|
| Budda Baker | 6 | 6 | 0 | 0.0 | 0.0 | 0 |
| Andre Chachere | 6 | 6 | 0 | 0.0 | 0.0 | 0 |
| Josh Woods | 6 | 4 | 2 | 0.0 | 0.0 | 0 |

| FIELD GOALS | FGM/FGA | PERCENT | RESULTS |
|--------------|------------|-------------|-----------|
| Matt Prater | 1-2 | 50.0 | 44G, 34WL |
| TOTAL | 1-2 | 50.0 | |

SEATTLE SEAHAWKS

| PASSING | ATT | CP | YDS | SK/YD | TD | LG | INT | RTG |
|--------------|-----------|-----------|------------|-------------|----------|-----------|----------|--------------|
| Geno Smith | 24 | 18 | 219 | 2/16 | 2 | 31 | 1 | 113.0 |
| TOTAL | 24 | 18 | 219 | 2/16 | 2 | 31 | 1 | 113.0 |

| RUSHING | ATT | YDS | AVG | LG | TD |
|--------------------|-----------|------------|------------|-----------|----------|
| Kenneth Walker III | 26 | 105 | 4.0 | 25 | 0 |
| Geno Smith | 6 | 10 | 1.7 | 5 | 0 |
| TOTAL | 32 | 115 | 3.6 | 25 | 0 |

| RECEIVING | NO | YDS | AVG | LG | TD |
|--------------------|-----------|------------|-------------|-----------|----------|
| Jaxon Smith-Njigba | 4 | 63 | 15.8 | 28t | 1 |
| Jake Bobo | 4 | 61 | 15.3 | 31 | 1 |
| Tyler Lockett | 4 | 38 | 9.5 | 15 | 0 |
| Colby Parkinson | 2 | 26 | 13.0 | 27 | 0 |
| Kenneth Walker III | 2 | 6 | 3.0 | 6 | 0 |
| Noah Fant | 1 | 25 | 25.0 | 25 | 0 |
| DeeJay Dallas | 1 | 0 | 0.0 | 0 | 0 |
| TOTAL | 18 | 219 | 12.2 | 31 | 2 |

| TOP DEFENSE | TOT | SOLO | AST | SCK | YDS | INT |
|---------------|-----|------|-----|-----|-----|-----|
| Jordyn Brooks | 9 | 7 | 2 | 0.5 | 0.0 | 0 |
| Bobby Wagner | 9 | 6 | 3 | 0.0 | 0.0 | 0 |
| Julian Love | 6 | 5 | 1 | 0.0 | 0.0 | 0 |

| FIELD GOALS | FGM/FGA | PERCENT | RESULTS |
|--------------|------------|--------------|----------|
| Jason Myers | 2-2 | 100.0 | 21G, 48G |
| TOTAL | 2-2 | 100.0 | |

CARDINALS GAME SUMMARIES



WEEK 8

Baltimore Ravens 31, Arizona Cardinals 24
63,064 ■ **State Farm Stadium** ■ **Oct 29, 2023**



| | | | | | | |
|--------------------------------|---|---|---|----|---|----|
| Baltimore Ravens | 7 | 7 | 7 | 10 | — | 31 |
| Arizona Cardinals | 7 | 0 | 0 | 17 | — | 24 |

In week 8, Baltimore traveled to Arizona for just its second-ever visit to State Farm Stadium. The 5-2 Ravens were coming off a decisive 38-6 win over Detroit in which they scored TDs on 4 of their first 5 drives. The Cardinals were every bit their equal for most of the afternoon and it was a 7-7 game at the two-minute warning of the first half. But a pair of Baltimore interceptions led to TDs and a 21-7 Ravens lead late in the third quarter. Arizona continued to fight and cut the deficit to 7 with a pair of 4th quarter TDs. But the Cards could not complete the comeback and fell to 1-7 on the season.

The Cardinals got the ball to start the game and made it count. They moved 75 yards in 12 plays (9 runs and 3 passes) and QB Josh Dobbs punched it in for a touchdown from a yard away to make it 7-0. It was the first opening drive TD allowed by Baltimore in 16 games. The Ravens offense answered with its own 75-yard drive and Scottsdale native Mark Andrews tied the game when he hauled in a 5-yard TD catch from Lamar Jackson. The ensuing drive saw AZ move to the BAL44 but on both 3rd-n-1 and 4th-n-1 from there, Dobbs' pass attempts were incomplete and the Cards turned it over on downs. The Ravens took over at that spot and moved to the AZ35. On 3rd-n-5 from there, LB Zaven Collins sacked Jackson forcing a fumble that safety Budda Baker recovered at the AZ42. However, the call was changed to an incompletion after replay review and the Ravens sent out their FG unit. They came away without points, though, as Justin Tucker's 53-yard FG clanked off the left upright giving AZ the ball at its own 43. The Cards advanced to the BAL36 and on 4th-n-1 went for it with an Emari Demercado run that was close to a first down. As the sticks approached to measure, an official moved the ball half a yard back and the chain gang retreated as the late, revised ruling resulted in a turnover on downs. The Cards defense forced 3-n-outs on the next two Baltimore drives and at the 2:00 warning of the first half, AZ faced a 2nd-n-3 from its own 31. Dobbs' pass intended for WR Michael Wilson instead was intercepted by Ravens safety Brandon Stephenson, giving Baltimore possession at the AZ43 with 1:52 left in the half. Five plays later, RB Gus Edwards ran it in from a yard out and the Ravens led 14-7 at intermission.

The first five drives of the 3rd quarter ended with punts and neither team crossed midfield. After AZ's defense forced Baltimore's 3rd straight punt, the offense took over at its own 10. But on the next play, Dobbs' pass intended for TE Trey McBride was intercepted along the near sideline by S Geno Stone setting the Ravens up at the AZ23. Three plays later, Edwards scored his second rushing TD of the day, this one a 7-yarder that increased Baltimore's lead to 21-7 with :40 to play in the 3rd quarter. The Ravens increased their lead to 24-7 when Tucker ended their next possession with his 48-yard FG. The Cardinals would not go quietly. Dobbs moved the team 75 yards in 10 plays; he was 5-6 passing for 61 yards and ended it with a 17-yard TD pass to McBride on 3rd-n-15. When Dobbs ran the 2-point conversion in himself, the Cards pulled to within 24-15 with 6:32 left. The Ravens would push it back up to 16 points on the next series when Edwards' 3rd TD of the afternoon capped a 9-play, 75-yard drive. With 1:14 remaining, Dobbs hit former Ravens WR Hollywood Brown with a 1-yard touchdown at the end of a 10-play, 75-yard drive and it was 31-21 after the 2-point try failed. A perfect Matt Prater on-side kick led to a Cardinal recovery and with :26 left, Prater's 47-yard FG cut the deficit to 6. However, Baltimore recovered the onside kick attempt this time and the Ravens escaped with the win.

SCORING DRIVES

| TEAM | QTR | TIME | SCORING PLAY | BAL | ARI |
|-----------|-----|-------|---|-----|-----|
| Cardinals | 1 | 08:05 | J.Dobbs 1 yd. run (M.Prater kick) (12-75, 6:55) | 0 | 7 |
| Ravens | 1 | 02:38 | M.Andrews 5 yd. pass from L.Jackson (J.Tucker kick) (10-75, 5:27) | 7 | 7 |
| Ravens | 2 | 00:20 | G.Edwards 1 yd. run (J.Tucker kick) (6-43, 1:32) | 14 | 7 |
| Ravens | 3 | 00:40 | G.Edwards 7 yd. run (J.Tucker kick) (3-23, 1:05) | 21 | 7 |
| Ravens | 4 | 09:27 | J.Tucker 48 yd. Field Goal (8-37, 4:49) | 24 | 7 |
| Cardinals | 4 | 06:32 | T.McBride 17 yd. pass from J.Dobbs (J.Dobbs run) (9-75, 2:55) | 24 | 15 |
| Ravens | 4 | 02:51 | G.Edwards 1 yd. run (J.Tucker kick) (9-75, 3:41) | 31 | 15 |
| Cardinals | 4 | 01:14 | M.Brown 1 yd. pass from J.Dobbs (pass failed) (10-75, 1:37) | 31 | 21 |
| Cardinals | 4 | 00:26 | M.Prater 47 yd. Field Goal (5-21, 0:48) | 31 | 24 |

Team Statistics

| | Ravens | Cardinals |
|------------------------------|----------|-----------|
| First Downs | 21 | 22 |
| 3rd-Down Eff. (Made/Att/Pct) | 4/11/36% | 5/12/42% |
| 4th-Down Eff. (Made/Att/Pct) | 0/0/0% | 0/2/0% |
| Total Net Yards | 268 | 310 |
| Total Plays | 60 | 71 |
| Yards Per Play | 4.5 | 4.4 |
| Rushes/Net Yards | 29/130 | 32/129 |
| Net Passing | 138 | 181 |
| Pass Attempts/Completions | 27/18 | 37/25 |
| Had Intercepted | 0 | 2 |
| Sacked/Yards Lost | 4/19 | 2/27 |
| Punts/Average | 5/48.4 | 4/51.8 |
| Penalties/Yards | 6/45 | 6/70 |
| Fumbles/Lost | 1/0 | 1/0 |
| Possession Time | 29:39 | 30:21 |

BALTIMORE RAVENS

| PASSING | ATT | CP | YDS | SK/YD | TD | LG | INT | RTG |
|---------------|-----------|-----------|------------|-------------|----------|-----------|----------|-------------|
| Lamar Jackson | 27 | 18 | 157 | 4/19 | 1 | 29 | 0 | 94.2 |
| TOTAL | 27 | 18 | 157 | 4/19 | 1 | 29 | 0 | 94.2 |

| RUSHING | ATT | YDS | AVG | LG | TD |
|----------------|-----------|------------|------------|-----------|----------|
| Gus Edwards | 19 | 80 | 4.2 | 10 | 3 |
| Rashod Bateman | 1 | 18 | 18.0 | 18 | 0 |
| Lamar Jackson | 5 | 17 | 3.4 | 13 | 0 |
| Justice Hill | 4 | 15 | 3.8 | 7 | 0 |
| TOTAL | 29 | 130 | 4.5 | 18 | 3 |

| RECEIVING | NO | YDS | AVG | LG | TD |
|----------------|-----------|------------|------------|-----------|----------|
| Zay Flowers | 5 | 19 | 3.8 | 8 | 0 |
| Mark Andrews | 4 | 40 | 10.0 | 13 | 1 |
| Justice Hill | 4 | 40 | 10.0 | 24 | 0 |
| Rashod Bateman | 2 | 34 | 17.0 | 29 | 0 |
| Gus Edwards | 2 | 14 | 7.0 | 9 | 0 |
| Isaiah Likely | 1 | 10 | 10.0 | 10 | 0 |
| TOTAL | 18 | 157 | 8.7 | 29 | 1 |

| TOP DEFENSE | TOT | SOLO | AST | SCK | YDS | INT |
|---------------|-----|------|-----|-----|-----|-----|
| Patrick Queen | 11 | 9 | 2 | 0.0 | 0.0 | 0 |
| Roquan Smith | 11 | 8 | 3 | 0.0 | 0.0 | 0 |
| Kyle Hamilton | 10 | 9 | 1 | 0.0 | 0.0 | 0 |

| FIELD GOALS | FGM/FGA | PERCENT | RESULTS |
|---------------|------------|-------------|-----------|
| Justin Tucker | 1-2 | 50.0 | 53LU, 48G |
| TOTAL | 1-2 | 50.0 | |

ARIZONA CARDINALS

| PASSING | ATT | CP | YDS | SK/YD | TD | LG | INT | RTG |
|--------------|-----------|-----------|------------|-------------|----------|-----------|----------|-------------|
| Joshua Dobbs | 37 | 25 | 208 | 2/27 | 2 | 29 | 2 | 77.3 |
| TOTAL | 37 | 25 | 208 | 2/27 | 2 | 29 | 2 | 77.3 |

| RUSHING | ATT | YDS | AVG | LG | TD |
|-----------------|-----------|------------|------------|-----------|----------|
| Emari Demercado | 20 | 78 | 3.9 | 13 | 0 |
| Joshua Dobbs | 6 | 26 | 4.3 | 13 | 1 |
| Rondale Moore | 2 | 11 | 5.5 | 6 | 0 |
| Keaontay Ingram | 2 | 9 | 4.5 | 14 | 0 |
| Damien Williams | 2 | 5 | 2.5 | 7 | 0 |
| TOTAL | 32 | 129 | 4.0 | 14 | 1 |

| RECEIVING | NO | YDS | AVG | LG | TD |
|-----------------|-----------|------------|------------|-----------|----------|
| Trey McBride | 10 | 95 | 9.5 | 22 | 1 |
| Marquise Brown | 6 | 33 | 5.5 | 9 | 1 |
| Michael Wilson | 4 | 58 | 14.5 | 29 | 0 |
| Rondale Moore | 2 | 10 | 5.0 | 6 | 0 |
| Keaontay Ingram | 1 | 7 | 7.0 | 7 | 0 |
| Damien Williams | 1 | 4 | 4.0 | 4 | 0 |
| Emari Demercado | 1 | 1 | 1.0 | 1 | 0 |
| TOTAL | 25 | 208 | 8.3 | 29 | 2 |

| TOP DEFENSE | TOT | SOLO | AST | SCK | YDS | INT |
|----------------|-----|------|-----|-----|-----|-----|
| Kyzir White | 9 | 7 | 2 | 0.0 | 0.0 | 0 |
| Budda Baker | 6 | 5 | 1 | 0.0 | 0.0 | 0 |
| Jalen Thompson | 6 | 4 | 2 | 0.0 | 0.0 | 0 |

| FIELD GOALS | FGM/FGA | PERCENT | RESULTS |
|--------------|------------|--------------|---------|
| Matt Prater | 1-1 | 100.0 | |
| TOTAL | 1-1 | 100.0 | |

CARDINALS GAME SUMMARIES



WEEK 9

Arizona Cardinals 0, Cleveland Browns 27

67,919 ■ Cleveland Browns Stadium ■ Nov 5, 2023



| | | | | | | |
|-------------------|---|----|---|---|---|----|
| Arizona Cardinals | 0 | 0 | 0 | 0 | — | 0 |
| Cleveland Browns | 0 | 13 | 7 | 7 | — | 27 |

In week 9 at Cleveland, the Cardinals faced a Browns team featuring the NFL's #1 defense and the return of starting QB Deshaun Watson who was back in the lineup following a shoulder injury. Arizona, meanwhile, was without top RBs James Conner and Emari Demercado as well as starting WR Michael Wilson. And at QB, rookie Clayton Tune made his first career start as the Cardinals waited for the return of Tyler Murray from his major knee injury and had traded Joshua Dobbs earlier in the week. The totality of those circumstances led to a challenging afternoon for the Cardinals. The Arizona defense kept the team in striking distance for much of the afternoon, forcing 3-n-outs on 6 of Cleveland's 14 drives. But the offense struggled to get untracked and the end result was a 27-0 Browns win that improved Cleveland to 5-3 and dropped Arizona to 1-8 for the year.

After the game began with the teams trading punts on the first three possessions, the fourth one saw the Browns reach the AZ36 where they faced a 4th-n-3. They went for it but turned it over on downs when Watson's pass was incomplete. Following an Arizona 3-n-out, Cleveland took over at its own 28 and on the first play of the drive, Watson went deep down the left sideline to WR Amari Cooper for a gain of 58 yards to the AZ14. They would get little more and, thanks in part to a sack of minus-10 by DT Leki Fotu, Cleveland settled for a 30-yard field goal from Dustin Hopkins. Leading 3-0, the Browns then came up with the game's first takeaway on the 3rd play of the next drive when CB Denzel Ward INT'd a Tune pass to give Cleveland possession at the AZ49. Ten plays later – all of them rushes – the Browns faced a 2nd-n-9 at the AZ11. Watson's pass was deflected in the backfield by DE Dante Stills but the ball ricocheted high in the air and some 20 yards downfield where it serendipitously found Cooper in the end zone for a TD. Arizona's biggest play of the half came on the next drive when Tune hit WR Rondale Moore for a 26-yard gain on 3rd-n-5; however side judge Eugene Hall claimed to see offensive pass interference and his flag wiped out the gain. The Browns increased their lead to 13-0 at intermission when Hopkins hit a 45-yard FG as the second quarter expired.

The AZ defense forced a 3-n-out to open the second half but the ensuing Browns punt was downed at the Cards 1. Cleveland would send them 3-n-out but AZ survived the flipping of the field and the offense would get the ball back at its own 20 with 9:38 left in the third, trailing 13-0. On the first snap, Tune was sacked by DT Shelby Harris forcing a fumble that DE Myles Garrett recovered at the AZ11. Two plays later, Watson found TE David Njoku with a 5-yard TD that put the hosts up 20-0. Later in the quarter, the AZ offense advanced to the CLE40 but again turned it over, this time on an INT by LB Sione Takitaki. Cleveland had a chance to extend the lead on the ensuing drive but Hopkins' 48-yard FG try was wide left. However, the Cardinals offense was unable to threaten the rest of the way and Kareem Hunt's 3-yard TD run midway through the 4th provided the game's final points.

SCORING DRIVES

| TEAM | QTR | TIME | SCORING PLAY |
|--------|-----|-------|---|
| Browns | 2 | 14:15 | D.Hopkins 30 yd. Field Goal (5-60, 2:46) |
| Browns | 2 | 06:48 | A.Cooper 11 yd. pass from D.Watson (D.Hopkins kick) (11-49, 6:22) |
| Browns | 2 | 00:00 | D.Hopkins 45 yd. Field Goal (9-39, 1:44) |
| Browns | 3 | 08:07 | D.Njoku 5 yd. pass from D.Watson (D.Hopkins kick) (3-11, 1:24) |
| Browns | 4 | 07:48 | K.Hunt 3 yd. run (D.Hopkins kick) (4-56, 2:13) |

| ARI | CLE |
|-----|-----|
| 0 | 3 |
| 0 | 10 |
| 0 | 13 |
| 0 | 20 |
| 0 | 27 |

Team Statistics

| | Cardinals | Browns |
|------------------------------|-----------|----------|
| First Downs | 7 | 17 |
| 3rd-Down Eff. (Made/Att/Pct) | 1/12/8% | 6/17/35% |
| 4th-Down Eff. (Made/Att/Pct) | 0/1/0% | 1/2/50% |
| Total Net Yards | 58 | 326 |
| Total Plays | 48 | 71 |
| Yards Per Play | 1.2 | 4.6 |
| Rushes/Net Yards | 21/41 | 40/113 |
| Net Passing | 17 | 213 |
| Pass Attempts/Completions | 20/11 | 30/19 |
| Had Intercepted | 2 | 0 |
| Sacked/Yards Lost | 7/41 | 1/6 |
| Punts/Average | 9/51.1 | 7/58.6 |
| Penalties/Yards | 4/40 | 6/65 |
| Fumbles/Lost | 1/1 | 0/0 |
| Possession Time | 23:35 | 36:25 |

ARIZONA CARDINALS

| PASSING | ATT | CP | YDS | SK/YD | TD | LG | INT | RTG |
|--------------|-----------|-----------|-----------|-------------|----------|-----------|----------|-------------|
| Clayton Tune | 20 | 11 | 58 | 7/41 | 0 | 14 | 2 | 20.8 |
| TOTAL | 20 | 11 | 58 | 7/41 | 0 | 14 | 2 | 20.8 |

| RUSHING | ATT | YDS | AVG | LG | TD |
|-----------------|-----------|-----------|------------|-----------|----------|
| Clayton Tune | 5 | 28 | 5.6 | 11 | 0 |
| Keaontay Ingram | 9 | 8 | 0.9 | 11 | 0 |
| Rondale Moore | 4 | 3 | 0.8 | 4 | 0 |
| Tony Jones Jr. | 3 | 2 | 0.7 | 4 | 0 |
| TOTAL | 21 | 41 | 2.0 | 11 | 0 |

| RECEIVING | NO | YDS | AVG | LG | TD |
|----------------|-----------|-----------|------------|-----------|----------|
| Marquise Brown | 4 | 24 | 6.0 | 14 | 0 |
| Trey McBride | 3 | 22 | 7.3 | 12 | 0 |
| Tony Jones Jr. | 2 | 5 | 2.5 | 4 | 0 |
| Rondale Moore | 1 | 5 | 5.0 | 5 | 0 |
| Greg Dortch | 1 | 2 | 2.0 | 2 | 0 |
| TOTAL | 11 | 58 | 5.3 | 14 | 0 |

| TOP DEFENSE | TOT | SOLO | AST | SCK | YDS | INT |
|--------------|-----|------|-----|-----|-----|-----|
| Budda Baker | 10 | 4 | 6 | 0.0 | 0.0 | 0 |
| Kyzir White | 7 | 3 | 4 | 0.0 | 0.0 | 0 |
| Kevin Strong | 6 | 5 | 1 | 0.0 | 0.0 | 0 |

| FIELD GOALS | FGM/FGA | PERCENT | RESULTS |
|-------------|----------------|---------|---------|
| | No Field Goals | | |

CLEVELAND BROWNS

| PASSING | ATT | CP | YDS | SK/YD | TD | LG | INT | RTG |
|----------------|-----------|-----------|------------|------------|----------|-----------|----------|--------------|
| Deshaun Watson | 30 | 19 | 219 | 1/6 | 2 | 59 | 0 | 107.5 |
| TOTAL | 30 | 19 | 219 | 1/6 | 2 | 59 | 0 | 107.5 |

| RUSHING | ATT | YDS | AVG | LG | TD |
|-------------------|-----------|------------|------------|-----------|----------|
| Jerome Ford | 20 | 44 | 2.2 | 9 | 0 |
| Kareem Hunt | 14 | 38 | 2.7 | 10 | 1 |
| Deshaun Watson | 3 | 22 | 7.3 | 13 | 0 |
| Pierre Strong Jr. | 3 | 9 | 3.0 | 4 | 0 |
| TOTAL | 40 | 113 | 2.8 | 13 | 1 |

| RECEIVING | NO | YDS | AVG | LG | TD |
|-------------------|-----------|------------|-------------|-----------|----------|
| Amari Cooper | 5 | 139 | 27.8 | 59 | 1 |
| Jerome Ford | 5 | 33 | 6.6 | 17 | 0 |
| David Njoku | 4 | 26 | 6.5 | 15 | 1 |
| Elijah Moore | 2 | 14 | 7.0 | 11 | 0 |
| Jordan Akins | 1 | 11 | 11.0 | 11 | 0 |
| Cedric Tillman | 1 | 3 | 3.0 | 3 | 0 |
| Pierre Strong Jr. | 1 | -7 | -7.0 | -7 | 0 |
| TOTAL | 19 | 219 | 11.5 | 59 | 2 |

| TOP DEFENSE | TOT | SOLO | AST | SCK | YDS | INT |
|------------------|-----|------|-----|-----|-----|-----|
| Grant Delpit | 10 | 8 | 2 | 0.5 | 1.5 | 0 |
| Cameron Mitchell | 4 | 3 | 1 | 0.0 | 0.0 | 0 |
| Dalvin Tomlinson | 4 | 2 | 2 | 2.5 | 9.5 | 0 |

| FIELD GOALS | FGM/FGA | PERCENT | RESULTS |
|----------------|------------|-------------|----------------|
| Dustin Hopkins | 2-3 | 66.7 | 30G, 45G, 48WL |
| TOTAL | 2-3 | 66.0 | |

CARDINALS GAME SUMMARIES



WEEK 10

Atlanta Falcons 23, Arizona Cardinals 25

62,861 ■ State Farm Stadium ■ Nov 12, 2023



| | | | | | | |
|-------------------|---|----|----|---|---|----|
| Atlanta Falcons | 0 | 14 | 3 | 6 | — | 23 |
| Arizona Cardinals | 3 | 9 | 10 | 3 | — | 25 |

The Falcons came to Arizona in week 10 with the chance to move to 5-5 and into a first place tie in the AFC South. They faced a 1-8 Cardinals team that was looking to end a 6-game losing streak but was energized by one player's return. QB Kyle Murray was back 335 days after suffering a torn ACL exactly 11 months earlier and was outstanding. He completed 19 of 32 passes for 249 yards and ran 6 times for 33 yards and a TD. Nine of his completions went to TE Trey McBride who gained 131 yards and became the first Cardinals TE in exactly 34 years to top the century mark. In a game where every point mattered, kicker Matt Prater scored 13 of them; he went 4 for 4 on field goals including 51 and 56 yarders by the NFL's all-time leader in 50+ yard FGs. The contest featured 7 total lead changes – 5 in the second half – and a Falcons TD put ATL up 1 with 2:33 to play. But thanks to a dazzling Murray scramble and a deep completion to McBride, the Cardinals were able to win on a Prater walk-off game-winner.

After the teams exchanged 3-n-out drives to open the game, the Cardinals moved into ATL territory on their 2nd possession. A 4-yard James Conner run on 4th-n-1 from the ATL 30 and a diving 19-yard catch by McBride were pivotal but a couple penalties backed them up. However, they came away with points and a 3-0 lead thanks to Prater's 51-yard boot. The AZ defense then appeared to stop the Falcons with a knocked down pass on 3rd-n-8 from the ATL 42 but a roughing the passer call by referee Craig Wrolstad extended the drive. Shortly thereafter, QB Taylor Heinicke hit WR Scotty Miller with a 2-yard TD pass on 3rd-n-goal that put ATL up 7-3. On the next play from scrimmage, Murray connected with McBride on a 28-yard pass to start a drive that would reach the ATL28 before Prater's 46-yard FG made it 7-6. The Falcons answered with a 13-play, 75-yard drive that ended on a 5-yard TD run by rookie RB Bijan Robinson. Down 14-6 with 4:07 left in the first half, the Cards took over at their own 25. Consecutive completions of 12 and 28 yards to Rondale Moore and Hollywood Brown quickly moved it to the ATL28. With 0:14 left and no timeouts, AZ faced a 3rd-n-1 at the ATL6 when Murray ran it in for a TD; when the 2-point try was unsuccessful, the Cards trailed 14-12 at intermission.

After forcing a Falcons 3-n-out to open the 3rd quarter, Arizona moved into position for Prater's 56-yard FG that split the uprights to give the Cards a 15-14 lead. A sack from rookie LB B.J. Ojulari helped send the Atlanta offense off the field on another 3-n-out. But on the first play after the punt, LB Nate Landman intercepted a Murray pass across the middle and returned it 25 yards to the AZ14. The Cards defense rose to the occasion, stopping Atlanta on successive runs before Dennis Gardeck's 3rd down sack forced the Falcons to settle for a 36-yard Younghoe Koo FG. Down 17-15, the Cards got a huge boost from its special teams late in the third when Greg Dortch's 49-yard punt return set the offense up at the ATL21. Murray connected with rookie WR Michael Wilson on a 14-yard completion to the 1 on a play that was initially ruled a TD. No matter, because on the next play back-up QB Clayton Tune came in to sneak it across the goal line and put AZ up 22-17 in the closing seconds of the 3rd quarter. On the ensuing Falcons drive, Heinicke exited with a hamstring injury and Desmond Ridder came on in relief. He led them to the AZ21 where they faced a 4th-n-1 but the AZ defense sent them away by stopping Ridder on a sneak attempt. Atlanta's next possession began at its own 30 with 5:43 to go. After crossing midfield, side judge Frank Steratore gave the Falcons a 32-yard gain to the AZ15 with his defensive pass interference call. Three plays later, Ridder ran it around the left end on 3rd-n-4 from the 9 for a TD. When the 2-point try was unsuccessful, the Falcons led by 1 and the Cards soon took possession at their own 25 with 2:39 left. Murray then took over. On 3rd-n-10 from the AZ42, the QB was pressured in the backfield before circling, dodging and escaping on a sprint that picked up 13 officially but actually covered some 74 total yards and reached a top speed of 20.17 mph. One snap later, he and McBride connected for the 8th and final time of the afternoon and it was a big one – a 33-yard completion to ATL 9. Three runs forced Atlanta to burn its final timeouts and allowed Prater to hit the 23-yard game-winner as time expired.

SCORING DRIVES

| TEAM | QTR | TIME | SCORING PLAY | ATL | ARI |
|-----------|-----|-------|--|-----|-----|
| Cardinals | 1 | 04:48 | M.Prater 51 yd. Field Goal (15-63, 7:48) | 0 | 3 |
| Falcons | 2 | 13:27 | S.Miller 2 yd. pass from T.Heinicke (Y.Koo kick) (12-75, 6:21) | 7 | 3 |
| Cardinals | 2 | 10:32 | M.Prater 46 yd. Field Goal (6-47, 2:55) | 7 | 6 |
| Falcons | 2 | 04:07 | B.Robinson 5 yd. run (Y.Koo kick) (13-75, 6:25) | 14 | 6 |
| Cardinals | 2 | 00:10 | K.Murray 6 yd. run (pass failed) (9-75, 3:57) | 14 | 12 |
| Cardinals | 3 | 09:16 | M.Prater 56 yd. Field Goal (9-38, 4:49) | 14 | 15 |
| Falcons | 3 | 05:18 | Y.Koo 36 yd. Field Goal (4--3, 1:17) | 17 | 15 |
| Cardinals | 3 | 00:19 | C.Tune 1 yd. run (M.Prater kick) (3-21, 0:49) | 17 | 22 |
| Falcons | 4 | 02:33 | D.Ridder 9 yd. run (pass failed) (8-74, 3:10) | 23 | 22 |
| Cardinals | 4 | 00:00 | M.Prater 23 yd. Field Goal (11-70, 2:33) | 23 | 25 |

Team Statistics

| | Falcons | Cardinals |
|------------------------------|----------|-----------|
| First Downs | 20 | 20 |
| 3rd-Down Eff. (Made/Att/Pct) | 7/14/50% | 3/11/27% |
| 4th-Down Eff. (Made/Att/Pct) | 1/2/50% | 1/1/100% |
| Total Net Yards | 254 | 352 |
| Total Plays | 65 | 60 |
| Yards Per Play | 3.9 | 5.9 |
| Rushes/Net Yards | 41/184 | 26/122 |
| Net Passing | 70 | 230 |
| Pass Attempts/Completions | 21/12 | 32/19 |
| Had Intercepted | 0 | 1 |
| Sacked/Yards Lost | 3/24 | 2/19 |
| Punts/Average | 4/50.8 | 3/52.0 |
| Penalties/Yards | 4/43 | 11/112 |
| Fumbles/Lost | 0/0 | 0/0 |
| Possession Time | 31:42 | 28:18 |

ATLANTA FALCONS

| PASSING | ATT | CP | YDS | SK/YD | TD | LG | INT | RTG |
|-----------------|-----------|-----------|-----------|-------------|----------|-----------|----------|-------------|
| Taylor Heinicke | 15 | 8 | 55 | 3/24 | 1 | 17 | 0 | 84.0 |
| Desmond Ridder | 6 | 4 | 39 | 0/0 | 0 | 18 | 0 | 84.7 |
| TOTAL | 21 | 12 | 94 | 3/24 | 1 | 18 | 0 | 84.2 |

| RUSHING | ATT | YDS | AVG | LG | TD |
|-----------------------|-----------|------------|------------|-----------|----------|
| Bijan Robinson | 22 | 95 | 4.3 | 17 | 1 |
| Taylor Heinicke | 4 | 34 | 8.5 | 16 | 0 |
| Tyler Allgeier | 9 | 31 | 3.4 | 8 | 0 |
| Cordarrelle Patterson | 3 | 13 | 4.3 | 6 | 0 |
| Desmond Ridder | 3 | 11 | 3.7 | 9t | 1 |
| TOTAL | 41 | 184 | 4.5 | 17 | 2 |

| RECEIVING | NO | YDS | AVG | LG | TD |
|-----------------------|-----------|-----------|------------|-----------|----------|
| Drake London | 3 | 36 | 12.0 | 18 | 0 |
| Kyle Pitts | 3 | 30 | 10.0 | 17 | 0 |
| Cordarrelle Patterson | 2 | 7 | 3.5 | 5 | 0 |
| Bijan Robinson | 1 | 11 | 11.0 | 11 | 0 |
| Tyler Allgeier | 1 | 7 | 7.0 | 7 | 0 |
| Scotty Miller | 1 | 2 | 2.0 | 2t | 1 |
| Jonnu Smith | 1 | 1 | 1.0 | 1 | 0 |
| TOTAL | 12 | 94 | 7.8 | 18 | 1 |

| TOP DEFENSE | TOT | SOLO | AST | SCK | YDS | INT |
|------------------|-----|------|-----|-----|-----|-----|
| Jessie Bates III | 13 | 11 | 2 | 0.0 | 0.0 | 0 |
| Kaden Elliss | 11 | 6 | 5 | 1.0 | 8.0 | 0 |
| Richie Grant | 9 | 7 | 2 | 0.0 | 0.0 | 0 |

| FIELD GOALS | FGM/FGA | PERCENT | RESULTS |
|--------------|------------|--------------|---------|
| Younghoe Koo | 1-1 | 100.0 | 36G |
| TOTAL | 1-1 | 100.0 | |

ARIZONA CARDINALS

| PASSING | ATT | CP | YDS | SK/YD | TD | LG | INT | RTG |
|--------------|-----------|-----------|------------|-------------|----------|-----------|----------|-------------|
| Kyler Murray | 32 | 19 | 249 | 2/19 | 0 | 33 | 1 | 71.0 |
| TOTAL | 32 | 19 | 249 | 2/19 | 0 | 33 | 1 | 71.0 |

| RUSHING | ATT | YDS | AVG | LG | TD |
|-----------------|-----------|------------|------------|-----------|----------|
| James Conner | 16 | 73 | 4.6 | 11 | 0 |
| Kyler Murray | 6 | 33 | 5.5 | 13 | 1 |
| Tony Jones Jr. | 1 | 13 | 13.0 | 13 | 0 |
| Keaontay Ingram | 2 | 2 | 1.0 | 2 | 0 |
| Clayton Tune | 1 | 1 | 1.0 | 1t | 1 |
| TOTAL | 26 | 122 | 4.7 | 13 | 2 |

| RECEIVING | NO | YDS | AVG | LG | TD |
|----------------|-----------|------------|-------------|-----------|----------|
| Trey McBride | 8 | 131 | 16.4 | 33 | 0 |
| Rondale Moore | 5 | 43 | 8.6 | 12 | 0 |
| Michael Wilson | 3 | 34 | 11.3 | 16 | 0 |
| Geoff Swaim | 2 | 13 | 6.5 | 7 | 0 |
| Marquise Brown | 1 | 28 | 28.0 | 28 | 0 |
| TOTAL | 19 | 249 | 13.1 | 33 | 0 |

| TOP DEFENSE | TOT | SOLO | AST | SCK | YDS | INT |
|-------------|-----|------|-----|-----|------|-----|
| Kyzir White | 11 | 6 | 5 | 0.0 | 0.0 | 0 |
| Budda Baker | 10 | 5 | 5 | 0.0 | 0.0 | 0 |
| BJ Ojulari | 8 | 4 | 4 | 2.0 | 17.0 | 0 |

| FIELD GOALS | FGM/FGA | PERCENT | RESULTS |
|--------------|------------|--------------|--------------------|
| Matt Prater | 4-4 | 100.0 | 51G, 46G, 56G, 23G |
| TOTAL | 4-4 | 100.0 | |

CARDINALS GAME SUMMARIES



16

WEEK 11

Arizona Cardinals 16, Houston Texans 21
70,247 ■ NRG Stadium ■ Nov 19, 2023



21

| | | | | | | |
|-------------------------|----|----|---|---|---|----|
| Arizona Cardinals | 10 | 0 | 6 | 0 | — | 16 |
| Houston Texans | 7 | 14 | 0 | 0 | — | 21 |

In week 11 at Houston, the Cardinals faced a 5-4 Texans team coming off back-to-back wins and fighting to reach the top spot in the AFC South. The hosts built a 21-10 halftime lead on the strength of three TD passes from QB C.J. Stroud. But the talented rookie signal caller – who entered the game with just two INTs on the season – was picked off three times by the Arizona defense, including twice in the fourth quarter. Cards QB Kyler Murray played his second game after returning from the knee injury that had sidelined him for a year and threw one TD pass while running for another. But despite late opportunities, the Cards could not complete the comeback and Houston would emerge with the 21-16 victory.

The Cardinals struck first in the game - and struck quickly. After advancing past midfield in two plays and a penalty, Murray threw it deep down the middle where WR Rondale Moore hauled it in for a 48-yard touchdown. The ensuing drive saw the Texans move to the AZ15 where they went for it on 4th-n-2; however, LB Kyzir White stopped the Houston run for no gain, resulting in a turnover on downs. The next time the Texans offense took the field they did produce points when Stroud's 3rd-n-6 pass down the middle found TE Dalton Schultz for a 20-yard game-tying TD. The Cards would soon untie it on the next series when Matt Prater's 57-yard FG capped a 9-play, 36-yard drive and put AZ up 10-7 with 1:21 to go in the opening quarter. The Texans would take their first lead of the game on the next drive by moving 75 yards in 10 plays and ending it with RB Devin Singletary's 11-yard TD run. The very next play from scrimmage saw Murray launch it deep down the middle for Hollywood Brown but Texans CB Derek Stingley intercepted it and Houston's offense took over at its own 25. Stroud then led them deep into AZ territory but on 2nd-n-11 from the 12, his pass into the end zone was picked off by Cards S Jalen Thompson. The Texans would increase the lead to 21-10 the next time they got the ball; this time Stroud ended the 6-play, 74-yard drive with his 40-yard TD pass to fellow rookie Tank Bell, who made a leaping grab at the right side of the end zone with 0:26 left before intermission.

Leading 21-10, the Texans opened the second half by marching well into AZ territory but they came away pointless when Matt Amendola's 48-yard FG try missed wide to the left. From there, the Cardinals offense went the length of the field and they faced a 4th-n-goal at the 1. On that play, Murray called his own number and outraced defenders to the pylon for the score; when the two-point try was unsuccessful, the Cardinals trailed by 5 with 2:52 remaining in the 3rd quarter. A Dante Stills sack of Stroud on first down was key to forcing a 3-n-out on the next drive after which the Cards took possession at their own 32. They would advance to the HOU23 and went for it on 4th-n-3 but a Murray completion to Greg Dortch was just short of the sticks. However, the AZ defense again held and produced a 3-n-out that preceded a bizarre sequence. On the forced punt, officials ruled the ball hit a Cardinals player and Houston recovered. Replays, however, seemed so clearly to show it actually hit a Texan that the AZ offense and HOU defense were on the field waiting for play to resume. To their surprise, referee Alex Kemp emerged to say that the initial ruling of a turnover would stand and the Texans took over at the AZ21. Four plays later, the Cardinals would indisputably gain possession when LB Krys Barnes INT's a tipped Stroud pass and returned it 46 yards to midfield. Shortly thereafter, the Cards went for it on 4th-n-4 at the HOU45 but turned it over on an incompleting. The Texans would then advance to the AZ26 but CB Antonio Hamilton stepped in front of a Stroud pass near the sideline. The 3rd Arizona INT of the day gave the offense the ball at its own 19 with 4:58 remaining and down 5. By the 2:00 warning, the Cards had a first down at the HOU29 but incompleting on both third and fourth downs ended the threat and clinched the game for Houston.

SCORING DRIVES

| TEAM | QTR | TIME | SCORING PLAY | ARI | HOU |
|-----------|-----|-------|---|-----|-----|
| Cardinals | 1 | 13:28 | R.Moore 48 yd. pass from K.Murray (M.Prater kick) (3-75, 1:32) | 7 | 0 |
| Texans | 1 | 05:48 | D.Schultz 20 yd. pass from C.Stroud (M.Ammendola kick) (5-61, 1:57) | 7 | 7 |
| Cardinals | 1 | 01:21 | M.Prater 57 yd. Field Goal (9-36, 4:27) | 10 | 7 |
| Texans | 2 | 11:20 | D.Singletary 11 yd. run (M.Ammendola kick) (10-75, 5:01) | 10 | 14 |
| Texans | 2 | 00:26 | N.Dell 40 yd. pass from C.Stroud (M.Ammendola kick) (6-74, 1:49) | 10 | 21 |
| Cardinals | 3 | 02:52 | K.Murray 1 yd. run (run failed) (12-62, 6:23) | 16 | 21 |

Team Statistics

| | Cardinals | Texans |
|------------------------------|-----------|----------|
| First Downs | 20 | 22 |
| 3rd-Down Eff. (Made/Att/Pct) | 3/10/30% | 9/13/69% |
| 4th-Down Eff. (Made/Att/Pct) | 1/4/25% | 0/1/0% |
| Total Net Yards | 319 | 419 |
| Total Plays | 58 | 67 |
| Yards Per Play | 5.5 | 6.3 |
| Rushes/Net Yards | 25/123 | 25/111 |
| Net Passing | 196 | 308 |
| Pass Attempts/Completions | 30/20 | 38/28 |
| Had Intercepted | 1 | 3 |
| Sacked/Yards Lost | 3/18 | 4/30 |
| Punts/Average | 2/53.5 | 2/47.0 |
| Penalties/Yards | 5/50 | 3/19 |
| Fumbles/Lost | 2/1 | 0/0 |
| Possession Time | 28:45 | 31:15 |

ARIZONA CARDINALS

| PASSING | ATT | CP | YDS | SK/YD | TD | LG | INT | RTG |
|--------------|-----------|-----------|------------|-------------|----------|------------|----------|-------------|
| Kyler Murray | 30 | 20 | 214 | 3/18 | 1 | 48T | 1 | 84.6 |
| TOTAL | 30 | 20 | 214 | 3/18 | 1 | 48T | 1 | 84.6 |

| RUSHING | ATT | YDS | AVG | LG | TD |
|----------------|-----------|------------|------------|-----------|----------|
| James Conner | 14 | 62 | 4.4 | 14 | 0 |
| Kyler Murray | 7 | 51 | 7.3 | 22 | 1 |
| Tony Jones Jr. | 1 | 10 | 10.0 | 10 | 0 |
| Rondale Moore | 2 | 6 | 3.0 | 4 | 0 |
| Marquise Brown | 1 | -6 | -6.0 | -6 | 0 |
| TOTAL | 25 | 123 | 4.9 | 22 | 1 |

| RECEIVING | NO | YDS | AVG | LG | TD |
|----------------|-----------|------------|-------------|------------|----------|
| Greg Dortch | 6 | 76 | 12.7 | 31 | 0 |
| Trey McBride | 5 | 43 | 8.6 | 13 | 0 |
| Marquise Brown | 2 | 18 | 9.0 | 13 | 0 |
| Geoff Swaim | 2 | 15 | 7.5 | 8 | 0 |
| James Conner | 2 | 1 | 0.5 | 6 | 0 |
| Rondale Moore | 1 | 48 | 48.0 | 48T | 1 |
| Tony Jones Jr. | 1 | 11 | 11.0 | 11 | 0 |
| Elijah Higgins | 1 | 2 | 2.0 | 2 | 0 |
| TOTAL | 20 | 214 | 10.7 | 48T | 1 |

| TOP DEFENSE | TOT | SOLO | AST | SCK | YDS | INT |
|----------------|-----|------|-----|-----|-----|-----|
| Jalen Thompson | 8 | 8 | 0 | 1.0 | 9.0 | 1 |
| Josh Woods | 7 | 6 | 1 | 0.0 | 0.0 | 0 |
| Marco Wilson | 6 | 3 | 3 | 0.0 | 0.0 | 0 |

| FIELD GOALS | FGM/FGA | PERCENT | RESULTS |
|--------------|------------|--------------|---------|
| Matt Prater | 1-1 | 100.0 | 57G |
| TOTAL | 1-1 | 100.0 | |

HOUSTON TEXANS

| PASSING | ATT | CP | YDS | SK/YD | TD | LG | INT | RTG |
|--------------|-----------|-----------|------------|-------------|----------|------------|----------|-------------|
| C.J. Stroud | 37 | 27 | 336 | 3/29 | 2 | 40T | 3 | 85.0 |
| Davis Mills | 1 | 1 | 2 | 0/0 | 0 | 2 | 0 | 79.2 |
| Tank Dell | 0 | 0 | 0 | 1/1 | 0 | 0 | 0 | 0.0 |
| TOTAL | 38 | 28 | 338 | 4/30 | 2 | 40T | 3 | 85.2 |

| RUSHING | ATT | YDS | AVG | LG | TD |
|------------------|-----------|------------|------------|-----------|----------|
| Devin Singletary | 22 | 112 | 5.1 | 21 | 1 |
| Andrew Beck | 1 | 0 | 0.0 | 0 | 0 |
| Mike Boone | 1 | 0 | 0.0 | 0 | 0 |
| C.J. Stroud | 1 | -1 | -1.0 | -1 | 0 |
| TOTAL | 25 | 111 | 4.4 | 21 | 1 |

| RECEIVING | NO | YDS | AVG | LG | TD |
|------------------|-----------|------------|-------------|------------|----------|
| Tank Dell | 8 | 149 | 18.6 | 40T | 1 |
| Nico Collins | 7 | 65 | 9.3 | 23 | 0 |
| Robert Woods | 5 | 44 | 8.8 | 17 | 0 |
| Dalton Schultz | 2 | 32 | 16.0 | 20T | 1 |
| Steven Sims | 2 | 25 | 12.5 | 23 | 0 |
| Devin Singletary | 2 | 6 | 3.0 | 4 | 0 |
| John Metchie III | 1 | 12 | 12.0 | 12 | 0 |
| Mike Boone | 1 | 5 | 5.0 | 5 | 0 |
| TOTAL | 28 | 338 | 12.1 | 40T | 2 |

| TOP DEFENSE | TOT | SOLO | AST | SCK | YDS | INT |
|--------------------|-----|------|-----|-----|-----|-----|
| Blake Cashman | 19 | 13 | 6 | 1.0 | 8.0 | 0 |
| Jalen Pitre | 6 | 4 | 2 | 0.0 | 0.0 | 0 |
| Derek Stingley Jr. | 6 | 3 | 3 | 0.0 | 0.0 | 1 |

| FIELD GOALS | FGM/FGA | PERCENT | RESULTS |
|---------------|------------|------------|---------|
| Matt Amendola | 0-1 | 0.0 | 48WL |
| TOTAL | 0-1 | 0.0 | |

CARDINALS GAME SUMMARIES



WEEK 12

Los Angeles Rams 37, Arizona Cardinals 14

62,177 ■ State Farm Stadium ■ Nov 26, 2023



| | | | | | | |
|-------------------------|---|----|---|----|---|----|
| Los Angeles Rams | 7 | 14 | 3 | 13 | — | 37 |
| Arizona Cardinals | 8 | 0 | 0 | 6 | — | 14 |

On the Sunday after Thanksgiving, the Cardinals hosted a Rams team that had won 8 straight games in Arizona and was looking for a season sweep. After one quarter, the Cardinals led 8-7 but Los Angeles would score 30 points en route to a 37-14 victory that improved its record to 5-6 while dropping AZ to 2-10. Rams QB Matthew Stafford threw for 4 touchdowns and RB Kyren Williams returned from a 4-week absence to gain 204 total yards and score a pair of TDs.

The Rams came up with the game's first explosive play on its third snap from scrimmage, a 3rd-n-8 from the LA27. On it Stafford hit WR Tutu Atwell deep down the right side with a 42-yard completion to the AZ31. The drive ended four plays later when Stafford found TE Tyler Higbee with a 7-yard touchdown pass. The Cards answered by moving 75 yards in 12 plays, the majority of which were completions by Tyler Murray who was 5 for 7 for 50 yards on the drive. He ended it with a 2-yard run into the end zone, his third consecutive game with a rushing TD after returning from his year-long absence due to a knee injury. A Rams penalty on the PAT led to the Cards going for 2 and they converted on a sneak by back-up QB Clayton Tune. After the teams traded punts, LA took over at its own 48 and moved to the AZ5 before Stafford found Higbee for another TD that made it 14-8 Rams. The next possession saw the visitors move into position for a 50-yard FG try but kicker Lucas Havrisik pushed it right and the Cards took over. At the 2:00 warning they faced a 4th-n-2 at the AZ48 and went for it but Murray's pass attempt fell incomplete. The Rams made them pay, moving to the 15 before Stafford's screen pass to Williams resulted in a TD that made it a 21-8 game at halftime.

On LA's first offensive play of the second half, Williams ran for 56 yards to the AZ22 and that led to a 24-yard Havrisik FG that made it 24-8. The Cards had a chance to add to it on the next series but Matt Prater's FG try from 56 yards was a rare miss. The Rams took over at their own 46 and went 54 yards in 13 plays; Williams' 3-yard TD catch from Stafford early in the fourth quarter extended the LA lead to 31-8. RB Royce Freeman ended the next series with a 23-yard TD run to make it 37-8 with 8:19 remaining. With 5:12 left, Murray's 6-yard TD pass to WR Greg Dortch would make it 37-14 and provided the game's final score.

SCORING DRIVES

| TEAM | QTR | TIME | SCORING PLAY | LAR | ARI |
|-----------|-----|-------|---|-----|-----|
| Rams | 1 | 11:18 | T.Higbee 7 yd. pass from M.Stafford (L.Havrisik kick) (9-75, 3:42) | 7 | 0 |
| Cardinals | 1 | 04:50 | K.Murray 2 yd. run (C.Tune run) (12-75, 6:28) | 7 | 6 |
| Rams | 2 | 09:57 | T.Higbee 5 yd. pass from M.Stafford (L.Havrisik kick) (8-51, 4:57) | 14 | 8 |
| Rams | 2 | 00:59 | K.Williams 15 yd. pass from M.Stafford (L.Havrisik kick) (4-48, 0:57) | 21 | 8 |
| Rams | 3 | 07:33 | L.Havrisik 24 yd. Field Goal (7-72, 3:49) | 24 | 8 |
| Rams | 4 | 12:41 | K.Williams 3 yd. pass from M.Stafford (L.Havrisik kick) (13-54, 7:22) | 31 | 8 |
| Rams | 4 | 08:19 | R.Freeman 23 yd. run (kick failed, wr) (5-38, 3:01) | 37 | 8 |
| Cardinals | 4 | 05:12 | G.Dortch 6 yd. pass from K.Murray (pass failed) (10-75, 3:07) | 37 | 14 |

Team Statistics

| | Rams | Cardinals |
|------------------------------|----------|-----------|
| First Downs | 25 | 19 |
| 3rd-Down Eff. (Made/Att/Pct) | 6/12/50% | 6/17/35% |
| 4th-Down Eff. (Made/Att/Pct) | 2/2/100% | 2/3/67% |
| Total Net Yards | 457 | 292 |
| Total Plays | 66 | 64 |
| Yards Per Play | 6.9 | 4.6 |
| Rushes/Net Yards | 33/228 | 15/73 |
| Net Passing | 229 | 219 |
| Pass Attempts/Completions | 33/25 | 45/27 |
| Had Intercepted | 1 | 0 |
| Sacked/Yards Lost | 0/0 | 4/37 |
| Punts/Average | 2/36.5 | 5/45.6 |
| Penalties/Yards | 5/23 | 5/34 |
| Fumbles/Lost | 0/0 | 0/0 |
| Possession Time | 34:52 | 25:08 |

LOS ANGELES RAMS

| PASSING | ATT | CP | YDS | SK/YD | TD | LG | INT | RTG |
|------------------|-----------|-----------|------------|------------|----------|-----------|----------|--------------|
| Matthew Stafford | 33 | 25 | 229 | 0/0 | 4 | 42 | 1 | 121.1 |
| TOTAL | 33 | 25 | 229 | 0/0 | 4 | 42 | 1 | 121.1 |

| RUSHING | ATT | YDS | AVG | LG | TD |
|------------------|-----------|------------|------------|-----------|----------|
| Kyren Williams | 16 | 143 | 8.9 | 56 | 0 |
| Royce Freeman | 13 | 77 | 5.9 | 23t | 1 |
| Zach Evans | 3 | 6 | 2.0 | 5 | 0 |
| Matthew Stafford | 1 | 2 | 2.0 | 2 | 0 |
| TOTAL | 33 | 228 | 6.9 | 56 | 1 |

| RECEIVING | NO | YDS | AVG | LG | TD |
|-------------------|-----------|------------|------------|-----------|----------|
| Kyren Williams | 6 | 61 | 10.2 | 24 | 2 |
| Tyler Higbee | 5 | 29 | 5.8 | 7t | 2 |
| Puka Nacua | 4 | 27 | 6.8 | 14 | 0 |
| Tutu Atwell | 3 | 76 | 25.3 | 42 | 0 |
| Cooper Kupp | 3 | 18 | 6.0 | 7 | 0 |
| Demarcus Robinson | 2 | 13 | 6.5 | 7 | 0 |
| Davis Allen | 1 | 6 | 6.0 | 6 | 0 |
| Ben Skowronek | 1 | -1 | -1.0 | -1 | 0 |
| TOTAL | 25 | 229 | 9.2 | 42 | 4 |

| TOP DEFENSE | TOT | SOLO | AST | SCK | YDS | INT |
|--------------------|-----|------|-----|-----|-----|-----|
| Ernest Jones IV | 6 | 1 | 5 | 0.0 | 0.0 | 0 |
| Michael Hoecht | 5 | 4 | 1 | 1.0 | 7.0 | 0 |
| Christian Rozeboom | 5 | 4 | 1 | 0.0 | 0.0 | 0 |

| FIELD GOALS | FGM/FGA | PERCENT | RESULTS |
|----------------|------------|-------------|-----------|
| Lucas Havrisik | 1-2 | 50.0 | 50WR, 24G |
| TOTAL | 1-2 | 50.0 | |

ARIZONA CARDINALS

| PASSING | ATT | CP | YDS | SK/YD | TD | LG | INT | RTG |
|--------------|-----------|-----------|------------|-------------|----------|-----------|----------|-------------|
| Kyler Murray | 45 | 27 | 256 | 4/37 | 1 | 36 | 0 | 83.2 |
| TOTAL | 45 | 27 | 256 | 4/37 | 1 | 36 | 0 | 83.2 |

| RUSHING | ATT | YDS | AVG | LG | TD |
|-----------------|-----------|-----------|------------|-----------|----------|
| James Conner | 6 | 27 | 4.5 | 14 | 0 |
| Michael Carter | 4 | 19 | 4.8 | 7 | 0 |
| Emari Demercado | 3 | 15 | 5.0 | 9 | 0 |
| Blake Gillikin | 1 | 10 | 10.0 | 10 | 0 |
| Kyler Murray | 1 | 2 | 2.0 | 2t | 1 |
| TOTAL | 15 | 73 | 4.9 | 14 | 1 |

| RECEIVING | NO | YDS | AVG | LG | TD |
|----------------|-----------|------------|------------|-----------|----------|
| Trey McBride | 7 | 60 | 8.6 | 16 | 0 |
| Marquise Brown | 6 | 88 | 14.7 | 36 | 0 |
| Michael Carter | 4 | 15 | 3.8 | 7 | 0 |
| James Conner | 4 | 5 | 1.3 | 8 | 0 |
| Greg Dortch | 3 | 27 | 9.0 | 14 | 1 |
| Rondale Moore | 2 | 35 | 17.5 | 20 | 0 |
| Elijah Higgins | 1 | 26 | 26.0 | 26 | 0 |
| TOTAL | 27 | 256 | 9.5 | 36 | 1 |

| TOP DEFENSE | TOT | SOLO | AST | SCK | YDS | INT |
|----------------|-----|------|-----|-----|-----|-----|
| Budda Baker | 9 | 6 | 3 | 0.0 | 0.0 | 0 |
| Kei'Trel Clark | 9 | 6 | 3 | 0.0 | 0.0 | 0 |
| Jalen Thompson | 7 | 5 | 2 | 0.0 | 0.0 | 1 |

| FIELD GOALS | FGM/FGA | PERCENT | RESULTS |
|--------------|------------|------------|---------|
| Matt Prater | 0-1 | 0.0 | 56WR |
| TOTAL | 0-1 | 0.0 | |

CARDINALS GAME SUMMARIES



WEEK 13

Arizona Cardinals 24, Pittsburgh Steelers 10
66,436 ■ Acrisure Stadium ■ Dec 3, 2023



| | | | | | | |
|---------------------|---|---|---|---|---|----|
| Arizona Cardinals | 3 | 7 | 7 | 7 | — | 24 |
| Pittsburgh Steelers | 3 | 0 | 0 | 7 | — | 10 |

A game that started on a sunny, 57-degree December afternoon in the Steel City was interrupted twice by lengthy weather-related delays. But in between them, the Cardinals made plays in all three phases to earn a 14-point victory over a Steelers team that entered the day with a 7-4 record and had won 3 of its previous 4. Playing against his former squad for the first time, Cardinals RB James Conner ran for 105 yards and a pair of TDs. The Arizona defense kept Pittsburgh out of the end zone for more than 3.5 quarters, allowing just 10 total points on an early field goal and late TD. QB Kyler Murray improved to 2-2 in his four games since returning from injury and again played turnover-free football; 8 of his 13 completions went to TE Trey McBride who finished with 89 yards and a TD. The Cardinals converted on 10 of 17 third downs while limiting Pittsburgh to 4-11. It all added up to a 24-10 road win that upped Arizona's record to 3-10 on the season. At four hours, 18 minutes in duration, it was the longest Cardinals game since at least the Super Bowl era began.

The Steelers got the ball first and opened the game by moving to the AZ11 in 4 plays. However, the Cardinals defense allowed them no further and Chris Boswell's 29-yard field goal made it 3-0. A couple series later, Arizona would tie it thanks to a long kick from Matt Prater, the NFL's all-time leader in FGs of 50+ yards. This one was a 51-yarder that knotted the game at 3. Later, with 12:33 to go in the 2nd quarter, the Steelers took over at their own 20 and chewed 8 minutes off the clock while marching to the AZ3 where they faced 3rd-n-goal. On that play, starting QB Kenny Pickett scrambled to the 1 but injured his ankle and was forced from the game. Back-up Mitch Trubisky entered as the Steelers went for it on 4th-n-goal at the 1. However, RB Najee Harris was stopped by a group led by NT Kevin Strong and the Cards took over at their own 1 with 4:51 remaining in the half. The drive that followed was one to remember. The AZ offense was 0-4 on third downs to that point but would convert all 5 third down chances on this drive. The first was on 3rd-n-3 from the 8 when Murray hit TE Elijah Higgins for a 21-yard completion to the 29. Right before the 2:00 warning, RB Michael Carter converted a 3rd-n-6 from the AZ33 with his 19-yard run into Steeler territory. Two plays later on 3rd-n-6 from the PIT44, Murray hit McBride for 17 yards and then again for 15 yards on 3rd-n-5 at the 21. On 2nd-n-goal from the 5, Murray found McBride for a TD but the on-field call was surprisingly reversed by replay. No matter because the pair connected again on the next play and this time the TD stood. With 0:15 left in the 2nd quarter, Arizona led 10-3 thanks to the 99-yard TD drive on which Murray was 6-8 for 71 yards including 4 completions to McBride for 49 yards and a TD.

After a lengthy weather delay that extended halftime by more than 30 minutes, Arizona's initial drive ended in a punt on which Blake Gillikin pinned the Steelers at their own 7. Shortly thereafter, the Steelers' first possession ended when Arizona DE Dante Stills recovered a Trubisky fumble at the Pittsburgh 21. The turnover led to a 1-yard TD run by Conner that gave the Cards a 17-3 lead with 7:18 to play in the third quarter. After the PAT, rain and lightning again caused another lengthy delay of about 50 minutes. When play resumed, Pittsburgh would move into position for a 45-yard FG but Boswell missed for just the second time on the season when his attempt was wide to the right. The Cardinals ensuing drive penetrated Pittsburgh territory but Arizona was again forced to punt. And Gillikin again backed up the Steelers offense, this time to the 4. Following a 3-n-out and a Pittsburgh penalty on the AZ punt return, Arizona took over at the PIT33 with 10:36 remaining. A completion of 16 yards to McBride was followed by three straight Conner runs, the last of which was a 9-yard TD jaunt that made it 24-3 midway through the fourth quarter. A late Steelers TD made it 24-10 with 4:25 left. But on the next drive, six straight Conner runs gained 50 yards and chewed off enough clock that the Cardinals could kneel down three times to end the game.

SCORING DRIVES

| TEAM | QTR | TIME | SCORING PLAY | ARI | PIT |
|-----------|-----|-------|---|-----|-----|
| Steelers | 1 | 12:01 | C.Boswell 29 yd. Field Goal (7-65, 2:59) | 0 | 3 |
| Cardinals | 1 | 05:44 | M.Prater 51 yd. Field Goal (7-32, 3:32) | 3 | 3 |
| Cardinals | 2 | 00:15 | T.McBride 5 yd. pass from K.Murray (M.Prater kick) (15-99, 4:36) | 10 | 3 |
| Cardinals | 3 | 07:18 | J.Conner 1 yd. run (M.Prater kick) (7-21, 3:11) | 17 | 3 |
| Cardinals | 4 | 08:28 | J.Conner 9 yd. run (M.Prater kick) (4-33, 2:08) | 24 | 3 |
| Steelers | 4 | 04:25 | D.Johnson 2 yd. pass from M.Trubisky (C.Boswell kick) (10-75, 4:03) | 24 | 10 |

Team Statistics

| | Cardinals | Steelers |
|------------------------------|-----------|----------|
| First Downs | 18 | 18 |
| 3rd-Down Eff. (Made/Att/Pct) | 10/17/59% | 4/11/36% |
| 4th-Down Eff. (Made/Att/Pct) | 0/0/0% | 0/1/0% |
| Total Net Yards | 282 | 317 |
| Total Plays | 63 | 58 |
| Yards Per Play | 4.5 | 5.5 |
| Rushes/Net Yards | 38/150 | 31/130 |
| Net Passing | 132 | 187 |
| Pass Attempts/Completions | 23/13 | 27/18 |
| Had Intercepted | 0 | 0 |
| Sacked/Yards Lost | 2/13 | 0/0 |
| Punts/Average | 5/50.4 | 4/44.8 |
| Penalties/Yards | 6/51 | 9/77 |
| Fumbles/Lost | 2/0 | 2/1 |
| Possession Time | 29:17 | 30:43 |

ARIZONA CARDINALS

| PASSING | ATT | CP | YDS | SK/YD | TD | LG | INT | RTG |
|--------------|-----------|-----------|------------|-------------|----------|-----------|----------|-------------|
| Kyler Murray | 23 | 13 | 145 | 2/13 | 1 | 21 | 0 | 89.9 |
| TOTAL | 23 | 13 | 145 | 2/13 | 1 | 21 | 0 | 89.9 |

| RUSHING | ATT | YDS | AVG | LG | TD |
|----------------|-----------|------------|------------|-----------|----------|
| James Conner | 25 | 105 | 4.2 | 29 | 2 |
| Michael Carter | 4 | 25 | 6.3 | 19 | 0 |
| Kyler Murray | 9 | 20 | 2.2 | 9 | 0 |
| TOTAL | 38 | 150 | 3.9 | 29 | 2 |

| RECEIVING | NO | YDS | AVG | LG | TD |
|----------------|-----------|------------|-------------|-----------|----------|
| Trey McBride | 8 | 89 | 11.1 | 17 | 1 |
| Geoff Swaim | 2 | 10 | 5.0 | 9 | 0 |
| Elijah Higgins | 1 | 21 | 21.0 | 21 | 0 |
| Greg Dortch | 1 | 19 | 19.0 | 19 | 0 |
| Rondale Moore | 1 | 6 | 6.0 | 6 | 0 |
| TOTAL | 13 | 145 | 11.2 | 21 | 1 |

| TOP DEFENSE | TOT | SOLO | AST | SCK | YDS | INT |
|----------------|-----|------|-----|-----|-----|-----|
| Josh Woods | 12 | 5 | 7 | 0.0 | 0.0 | 0 |
| Budda Baker | 8 | 6 | 2 | 0.0 | 0.0 | 0 |
| Jalen Thompson | 7 | 4 | 3 | 0.0 | 0.0 | 0 |

| FIELD GOALS | FGM/FGA | PERCENT | RESULTS |
|--------------|------------|--------------|---------|
| Matt Prater | 1-1 | 100.0 | 51G |
| TOTAL | 1-1 | 100.0 | |

PITTSBURGH STEELERS

| PASSING | ATT | CP | YDS | SK/YD | TD | LG | INT | RTG |
|----------------|-----------|-----------|------------|------------|----------|-----------|----------|-------------|
| Mitch Trubisky | 17 | 11 | 117 | 0/0 | 1 | 26 | 0 | 104.3 |
| Kenny Pickett | 10 | 7 | 70 | 0/0 | 0 | 38 | 0 | 89.6 |
| TOTAL | 27 | 18 | 187 | 0/0 | 1 | 38 | 0 | 98.8 |

| RUSHING | ATT | YDS | AVG | LG | TD |
|----------------|-----------|------------|------------|-----------|----------|
| Najee Harris | 16 | 63 | 3.9 | 11 | 0 |
| Jaylen Warren | 9 | 59 | 6.6 | 18 | 0 |
| Mitch Trubisky | 3 | 5 | 1.7 | 6 | 0 |
| Kenny Pickett | 3 | 3 | 1.0 | 2 | 0 |
| TOTAL | 31 | 130 | 4.2 | 18 | 0 |

| RECEIVING | NO | YDS | AVG | LG | TD |
|-------------------|-----------|------------|-------------|-----------|----------|
| George Pickens | 4 | 86 | 21.5 | 38 | 0 |
| Diontae Johnson | 4 | 33 | 8.3 | 26 | 1 |
| Pat Freiermuth | 3 | 29 | 9.7 | 12 | 0 |
| Allen Robinson II | 3 | 19 | 6.3 | 8 | 0 |
| Najee Harris | 2 | 14 | 7.0 | 10 | 0 |
| Calvin Austin III | 1 | 10 | 10.0 | 10 | 0 |
| Jaylen Warren | 1 | -4 | -4.0 | -4 | 0 |
| TOTAL | 18 | 187 | 10.4 | 38 | 1 |

| TOP DEFENSE | TOT | SOLO | AST | SCK | YDS | INT |
|----------------|-----|------|-----|-----|------|-----|
| Mykal Walker | 10 | 7 | 3 | 0.0 | 0.0 | 0 |
| Alex Highsmith | 8 | 5 | 3 | 1.5 | 10.0 | 0 |
| Mark Robinson | 7 | 4 | 3 | 0.0 | 0.0 | 0 |

| FIELD GOALS | FGM/FGA | PERCENT | RESULTS |
|---------------|------------|-------------|-----------|
| Chris Boswell | 1-2 | 50.0 | 29G, 45WR |
| TOTAL | 1-2 | 50.0 | |

CARDINALS GAME SUMMARIES



WEEK 14 San Francisco 49ers 45, Arizona Cardinals 29 63,967 ■ State Farm Stadium ■ Dec 17, 2023



| | | | | | | |
|---------------------|----|---|----|----|---|----|
| San Francisco 49ers | 14 | 7 | 14 | 10 | — | 45 |
| Arizona Cardinals | 7 | 6 | 3 | 13 | — | 29 |

The Cardinals returned from their bye with a 3-10 record and hosted the NFC's #1 seed, the 10-3 San Francisco 49ers. Arizona outgained the guests in total yards (436 to 406) and time of possession (34:11 to 25:49) while rushing for a season-high 234 yards against the NFL's #1 run defense. And while San Fran edged the Cards in total scores by just one, 6 of the 7 Niners scores were TDs while AZ's 6 came in the form of 3 FGs and 3 TDs. Cards TE Trey McBride had a game-high 10 catches for 102 yards; it marked the 2nd time he eclipsed the century mark on the season and his first catch of the afternoon gave him the franchise's single-season record for receptions by a tight end. AZ native Brock Purdy returned to his hometown for the first time as Niners QB and threw for 4 TDs with no INTs. It all added up to a 45-29 win that clinched the NFC West title for San Francisco while eliminating Arizona from postseason consideration.

The Cardinals got the ball to open the game and made it count. Back-to-back Kyler Murray passes to McBride covered 11 and 38 yards and moved the ball to the SF21. That led to a 2-yard James Conner TD run that capped the 7-play, 75-yard drive. The 49ers responded with their own 75-yard drive, this one consuming 4:07 in 8 plays and ending with Purdy's 12-yard touchdown pass to WR Deebo Samuel that tied it at 7. The ensuing Cardinals drive saw them move to the SF42 where they faced a 4th-n-3; on that play, 49ers CB Charvarious Ward picked off a Murray pass attempt across the middle and he returned it 66 yards for a score. It snapped a streak of 96 straight attempts without an INT for Murray. Early in the second quarter, Matt Prater's 58-yard FG pulled AZ to within 4 points at 14-10. Eight minutes later, his 43-yarder made it a one point game with 6:14 remaining in the first half but with 1:14 to go, RB Christian McCaffrey's 5-yard TD connection with Purdy made it 21-13. The San Francisco D then forced a 3-n-out from the Cardinals but momentum appeared to swing momentum appeared to swing to AZ in a huge way when 49ers returner Ronnie Bell fumbled the ensuing punt and AZ's Joey Blount returned it 12 yards for a TD. However, a replay review negated the score and fumble, ruling Bell's forearm was down. As a result, San Fran entered halftime with a 21-13 lead.

On the 3rd play of the 3rd quarter, San Fran faced a 3rd-n-11 at the AZ24 when Purdy hit TE George Kittle on a 35-yard gain to the AZ41. A play later, he found McCaffrey open down the left sideline for a 41-yard touchdown reception and the Niners led 28-13. Arizona's next drive reached the SF10 but the Cards had to settle for another Prater FG, this one a 28-yarder that made it 28-16. McCaffrey's 3rd TD of the day – a 1-yard run – ended the next SF possession which covered 60 yards in 6 plays, making it 35-16 with 1:08 to play in the third. Emari Demercado's 49-yard TD run gave AZ a jolt with 11:30 left and made it 35-22. But a 19-yard Samuel TD catch from Purdy and a 43-yard Jake Moody FG on the next two drives pushed San Fran further ahead and Murray's 8-yard TD pass to TE Elijah Higgins in the last minute provided the game's final margin of 45-29.

SCORING DRIVES

| TEAM | QTR | TIME | SCORING PLAY | SF | ARI |
|-----------|-----|-------|--|----|-----|
| Cardinals | 1 | 10:40 | J.Conner 2 yd. run (M.Prater kick) (7-75, 4:20) | 0 | 7 |
| 49ers | 1 | 06:33 | D.Samuel 12 yd. pass from B.Purdy (J.Moody kick) (8-75, 4:07) | 7 | 7 |
| 49ers | 1 | 04:22 | C.Ward 66 yd. interception return (J.Moody kick) | 14 | 7 |
| Cardinals | 2 | 14:11 | M.Prater 58 yd. Field Goal (8-35, 5:11) | 14 | 10 |
| Cardinals | 2 | 06:14 | M.Prater 43 yd. Field Goal (11-44, 6:15) | 14 | 13 |
| 49ers | 2 | 01:14 | C.McCaffrey 5 yd. pass from B.Purdy (J.Moody kick) (10-75, 5:00) | 21 | 13 |
| 49ers | 3 | 13:18 | C.McCaffrey 41 yd. pass from B.Purdy (J.Moody kick) (4-75, 1:42) | 28 | 13 |
| Cardinals | 3 | 04:20 | M.Prater 28 yd. Field Goal (12-81, 6:18) | 28 | 16 |
| 49ers | 3 | 01:08 | C.McCaffrey 1 yd. run (J.Moody kick) (6-60, 3:12) | 35 | 16 |
| Cardinals | 4 | 11:30 | E.Demercado 49 yd. run (pass failed) (8-75, 4:38) | 35 | 22 |
| 49ers | 4 | 07:09 | D.Samuel 19 yd. pass from B.Purdy (J.Moody kick) (7-75, 4:21) | 42 | 22 |
| 49ers | 4 | 03:09 | J.Moody 43 yd. Field Goal (6-22, 3:04) | 45 | 22 |
| Cardinals | 4 | 00:47 | E.Higgins 8 yd. pass from K.Murray (M.Prater kick) (12-75, 2:22) | 45 | 29 |

Team Statistics

| | 49ers | Cardinals |
|------------------------------|---------|-----------|
| First Downs | 24 | 22 |
| 3rd-Down Eff. (Made/Att/Pct) | 4/7/57% | 7/16/44% |
| 4th-Down Eff. (Made/Att/Pct) | 0/0/0% | 3/4/75% |
| Total Net Yards | 406 | 436 |
| Total Plays | 54 | 72 |
| Yards Per Play | 7.5 | 6.1 |
| Rushes/Net Yards | 26/144 | 30/234 |
| Net Passing | 262 | 202 |
| Pass Attempts/Completions | 28/18 | 39/26 |
| Had Intercepted | 0 | 2 |
| Sacked/Yards Lost | 0/0 | 3/9 |
| Punts/Average | 2/48.0 | 2/56.0 |
| Penalties/Yards | 1/5 | 4/28 |
| Fumbles/Lost | 0/0 | 5/0 |
| Possession Time | 25:49 | 34:11 |

SAN FRANCISCO 49ERS

| PASSING | ATT | CP | YDS | SK/YD | TD | LG | INT | RTG |
|--------------|-----------|-----------|------------|------------|----------|------------|----------|--------------|
| Brock Purdy | 25 | 16 | 242 | 0/0 | 4 | 41T | 0 | 135.3 |
| Sam Darnold | 3 | 2 | 20 | 0/0 | 0 | 17 | 0 | 85.4 |
| TOTAL | 28 | 18 | 262 | 0/0 | 4 | 41T | 0 | 134.2 |

| RUSHING | ATT | YDS | AVG | LG | TD |
|---------------------|-----------|------------|------------|-----------|----------|
| Christian McCaffrey | 18 | 115 | 6.4 | 26 | 1 |
| Jordan Mason | 5 | 20 | 4.0 | 17 | 0 |
| Deebo Samuel | 1 | 11 | 11.0 | 11 | 0 |
| Sam Darnold | 2 | -2 | -1.0 | -1 | 0 |
| TOTAL | 26 | 144 | 5.5 | 26 | 1 |

| RECEIVING | NO | YDS | AVG | LG | TD |
|---------------------|-----------|------------|-------------|------------|----------|
| Christian McCaffrey | 5 | 72 | 14.4 | 41T | 2 |
| Deebo Samuel | 4 | 48 | 12.0 | 19T | 2 |
| Brandon Aiyuk | 3 | 37 | 12.3 | 22 | 0 |
| George Kittle | 2 | 54 | 27.0 | 35 | 0 |
| Kyle Juszczyk | 2 | 26 | 13.0 | 17 | 0 |
| Jauan Jennings | 2 | 25 | 12.5 | 22 | 0 |
| TOTAL | 18 | 262 | 14.6 | 41T | 4 |

| TOP DEFENSE | TOT | SOLO | AST | SCK | YDS | INT |
|-------------------|-----|------|-----|-----|-----|-----|
| Deommodore Lenoir | 9 | 8 | 1 | 0.0 | 0.0 | 0 |
| Fred Warner | 9 | 8 | 1 | 0.5 | 0.5 | 0 |
| Dre Greenlaw | 8 | 7 | 1 | 0.0 | 0.0 | 0 |

| FIELD GOALS | FGM/FGA | PERCENT | RESULTS |
|--------------|------------|--------------|---------|
| Jake Moody | 1-1 | 100.0 | 43G |
| TOTAL | 1-1 | 100.0 | |

ARIZONA CARDINALS

| PASSING | ATT | CP | YDS | SK/YD | TD | LG | INT | RTG |
|--------------|-----------|-----------|------------|------------|----------|-----------|----------|-------------|
| Kyler Murray | 39 | 26 | 211 | 3/9 | 1 | 38 | 2 | 67.4 |
| TOTAL | 39 | 26 | 211 | 3/9 | 1 | 38 | 2 | 67.4 |

| RUSHING | ATT | YDS | AVG | LG | TD |
|-----------------|-----------|------------|------------|------------|----------|
| James Conner | 14 | 86 | 6.1 | 44 | 1 |
| Emari Demercado | 4 | 64 | 16.0 | 49T | 1 |
| Kyler Murray | 6 | 49 | 8.2 | 15 | 0 |
| Michael Carter | 3 | 27 | 9.0 | 19 | 0 |
| Greg Dortch | 1 | 5 | 5.0 | 5 | 0 |
| Rondale Moore | 1 | 3 | 3.0 | 3 | 0 |
| Clayton Tune | 1 | 0 | 0.0 | 0 | 0 |
| TOTAL | 30 | 234 | 7.8 | 49T | 2 |

| RECEIVING | NO | YDS | AVG | LG | TD |
|-----------------|-----------|------------|------------|-----------|----------|
| Trey McBride | 10 | 102 | 10.2 | 38 | 0 |
| Elijah Higgins | 4 | 44 | 11.0 | 17 | 1 |
| Michael Carter | 3 | 10 | 3.3 | 8 | 0 |
| James Conner | 3 | 3 | 1.0 | 6 | 0 |
| Greg Dortch | 2 | 15 | 7.5 | 10 | 0 |
| Rondale Moore | 2 | 5 | 2.5 | 4 | 0 |
| Geoff Swaim | 1 | 26 | 26.0 | 26 | 0 |
| Emari Demercado | 1 | 6 | 6.0 | 6 | 0 |
| TOTAL | 26 | 211 | 8.1 | 38 | 1 |

| TOP DEFENSE | TOT | SOLO | AST | SCK | YDS | INT |
|-------------------|-----|------|-----|-----|-----|-----|
| Jalen Thompson | 6 | 5 | 1 | 0.0 | 0.0 | 0 |
| Starling Thomas V | 5 | 5 | 0 | 0.0 | 0.0 | 0 |
| Garrett Williams | 5 | 4 | 1 | 0.0 | 0.0 | 0 |

| FIELD GOALS | FGM/FGA | PERCENT | RESULTS |
|--------------|------------|--------------|---------------|
| Matt Prater | 3-3 | 100.0 | 58G, 43G, 28G |
| TOTAL | 3-3 | 100.0 | |

CARDINALS GAME SUMMARIES



WEEK 15

Arizona Cardinals 16, Chicago Bears 27
59,978 ■ Soldier Field ■ Dec 24, 2023



| | | | | | | |
|-------------------|---|----|---|---|---|----|
| Arizona Cardinals | 0 | 7 | 3 | 6 | — | 16 |
| Chicago Bears | 7 | 14 | 3 | 3 | — | 27 |

On an unseasonably warm Christmas eve in the Windy City, the only two remaining charter members of the NFL rekindled the league's oldest rivalry. The host Bears jumped out to a 21-0 first half lead with touchdowns on three consecutive drives. However, as they have all season, the Cardinals fought back allowing just two Chicago field goals the rest of the way, cut it to a one score game and got the ball back with 4:21 to play and a chance to tie. Arizona could not complete the comeback though and fell to 3-12 on the season while Chicago improved to 6-9.

The Bears produced the game's initial points on their second offensive possession. The first play of it was a 53-yard completion from Justin Fields to TE Cole Kmet that moved it to the AZ21. The Cards defense appeared to force a FG with a 3rd down sack of Fields but a defensive holding penalty wiped it away. On the next snap, the QB ran it in from 3 yards out and Chicago led 7-0. The next Bears drive started at their own 10 and saw them move 90 yards in 11 plays; RB Khalil Herbert ended it with his 11-yard TD run. Up 14-0 early in the 2nd quarter, Chicago took over at its own 46 after a Cardinals punt and Fields moved the offense 54 yards in 8 plays, capping the series when he found veteran TE Marcedes Lewis in the back of the end zone on 3rd-n-goal from the 1. Trailing 21-0 with 7:12 to go before halftime, the Cardinals took over at their own 25. In 8 plays, they moved 59 yards to the 16 and on 3rd-n-3 from there, Kyler Murray lofted a pass to James Conner out of the backfield and the AZ RB outraced the Bears defenders to the pylon. That made it 21-7 with 2:27 to play in the second quarter and it remained that way heading into the halftime locker room.

Arizona return man Greg Dortch returned the second half's opening kickoff 40 yards to the AZ43 and that led to a 55-yard FG from Matt Prater, the NFL's all-time leader in FGs of 50+ yards. That boot drew AZ to within 21-10 early in the 3rd. In that quarter's final minute, Cairo Santos hit a 49-yarder to end a 10-play, 49-yard drive and put Chicago back up 14 at 24-10. With 11 minutes to play, Chicago reached the AZ20 when Fields lofted a first down pass into the end zone but it was intercepted there by S Jalen Thompson. After the touchback, Murray led the Cardinals 80 yards in 8 plays and ending the drive with a pass to Dortch on 3rd-n-5 from the CHI38; the speedy WR caught it crossing the middle before twisting, turning, and zig-zagging as he took it the distance for a TD. When the 2-point attempt was unsuccessful, the Cards trailed by 8 with 6:37 to play. The Arizona defense then forced a 3-n-out by Chicago and after the punt, the Cards offense took over at its own 9 with 4:21 to play. Murray moved them 18 yards to the 27 but on 4th-n-6 from there, his pass down the right sideline intended for Dortch fell incomplete and the Cardinals turned it over on downs. Chicago took over with 2:57 to play and picked up one first down before Santos' 29-yard FG sealed the game with 1:02 to go.

SCORING DRIVES

| TEAM | QTR | TIME | SCORING PLAY | ARI | CHI |
|-----------|-----|-------|---|-----|-----|
| Bears | 1 | 06:16 | J.Fields 3 yd. run (C.Santos kick) (6-74, 2:56) | 0 | 7 |
| Bears | 2 | 12:54 | K.Herbert 11 yd. run (C.Santos kick) (11-90, 5:57) | 0 | 14 |
| Bears | 2 | 07:12 | M.Lewis 1 yd. pass from J.Fields (C.Santos kick) (8-54, 4:41) | 0 | 21 |
| Cardinals | 2 | 02:27 | J.Conner 16 yd. pass from K.Murray (M.Prater kick) (9-75, 4:45) | 7 | 21 |
| Cardinals | 3 | 12:12 | M.Prater 55 yd. Field Goal (5-20, 2:48) | 10 | 21 |
| Bears | 3 | 01:04 | C.Santos 49 yd. Field Goal (10-49, 5:35) | 10 | 24 |
| Cardinals | 4 | 06:37 | G.Dortch 38 yd. pass from K.Murray (pass failed) (8-80, 3:45) | 16 | 24 |
| Bears | 4 | 01:02 | C.Santos 29 yd. Field Goal (7-16, 1:55) | 16 | 27 |

Team Statistics

| | Cardinals | Bears |
|------------------------------|-----------|----------|
| First Downs | 16 | 22 |
| 3rd-Down Eff. (Made/Att/Pct) | 7/16/44% | 8/15/53% |
| 4th-Down Eff. (Made/Att/Pct) | 0/1/0% | 0/0/0% |
| Total Net Yards | 306 | 420 |
| Total Plays | 60 | 67 |
| Yards Per Play | 5.1 | 6.3 |
| Rushes/Net Yards | 20/93 | 39/250 |
| Net Passing | 213 | 170 |
| Pass Attempts/Completions | 38/24 | 27/15 |
| Had Intercepted | 0 | 1 |
| Sacked/Yards Lost | 2/17 | 1/0 |
| Punts/Average | 6/52.2 | 5/52.0 |
| Penalties/Yards | 2/8 | 5/35 |
| Fumbles/Lost | 1/0 | 0/0 |
| Possession Time | 25:28 | 34:32 |

ARIZONA CARDINALS

| PASSING | ATT | CP | YDS | SK/YD | TD | LG | INT | RTG |
|--------------|-----------|-----------|------------|-------------|----------|------------|----------|-------------|
| Kyler Murray | 38 | 24 | 230 | 2/17 | 2 | 38t | 0 | 97.5 |
| TOTAL | 38 | 24 | 230 | 2/17 | 2 | 38T | 0 | 97.5 |

| RUSHING | ATT | YDS | AVG | LG | TD |
|-----------------|-----------|-----------|------------|-----------|----------|
| James Conner | 12 | 45 | 3.8 | 16 | 0 |
| Kyler Murray | 5 | 32 | 6.4 | 12 | 0 |
| Emari Demercado | 2 | 10 | 5.0 | 7 | 0 |
| Rondale Moore | 1 | 6 | 6.0 | 6 | 0 |
| TOTAL | 20 | 93 | 4.7 | 16 | 0 |

| RECEIVING | NO | YDS | AVG | LG | TD |
|-----------------|-----------|------------|------------|------------|----------|
| Emari Demercado | 7 | 40 | 5.7 | 22 | 0 |
| Trey McBride | 6 | 31 | 5.2 | 10 | 0 |
| James Conner | 5 | 67 | 13.4 | 20 | 1 |
| Greg Dortch | 2 | 45 | 22.5 | 38t | 1 |
| Rondale Moore | 2 | 30 | 15.0 | 22 | 0 |
| Elijah Higgins | 2 | 17 | 8.5 | 12 | 0 |
| TOTAL | 24 | 230 | 9.6 | 38T | 2 |

| TOP DEFENSE | TOT | SOLO | AST | SCK | YDS | INT |
|-------------------|-----|------|-----|-----|-----|-----|
| Budda Baker | 10 | 7 | 3 | 0.0 | 0.0 | 0 |
| Krys Barnes | 9 | 6 | 3 | 0.0 | 0.0 | 0 |
| Starling Thomas V | 8 | 7 | 1 | 0.0 | 0.0 | 0 |

| FIELD GOALS | FGM/FGA | PERCENT | RESULTS |
|--------------|------------|--------------|---------|
| Matt Prater | 1-1 | 100.0 | 55G |
| TOTAL | 1-1 | 100.0 | |

CHICAGO BEARS

| PASSING | ATT | CP | YDS | SK/YD | TD | LG | INT | RTG |
|---------------|-----------|-----------|------------|------------|----------|-----------|----------|-------------|
| Justin Fields | 27 | 15 | 170 | 1/0 | 1 | 53 | 1 | 71.5 |
| TOTAL | 27 | 15 | 170 | 1/0 | 1 | 53 | 1 | 71.5 |

| RUSHING | ATT | YDS | AVG | LG | TD |
|-----------------|-----------|------------|------------|-----------|----------|
| Khalil Herbert | 20 | 112 | 5.6 | 15 | 1 |
| Justin Fields | 9 | 97 | 10.8 | 39 | 1 |
| Roschon Johnson | 9 | 37 | 4.1 | 10 | 0 |
| Velus Jones Jr. | 1 | 4 | 4.0 | 4 | 0 |
| TOTAL | 39 | 250 | 6.4 | 39 | 2 |

| RECEIVING | NO | YDS | AVG | LG | TD |
|-----------------|-----------|------------|-------------|-----------|----------|
| Cole Kmet | 4 | 107 | 26.8 | 53 | 0 |
| DJ Moore | 3 | 18 | 6.0 | 7 | 0 |
| Roschon Johnson | 3 | 16 | 5.3 | 10 | 0 |
| Darnell Mooney | 2 | 5 | 2.5 | 6 | 0 |
| Robert Tonyan | 1 | 14 | 14.0 | 14 | 0 |
| Khalil Herbert | 1 | 9 | 9.0 | 9 | 0 |
| Marcedes Lewis | 1 | 1 | 1.0 | 1t | 1 |
| TOTAL | 15 | 170 | 11.3 | 53 | 1 |

| TOP DEFENSE | TOT | SOLO | AST | SCK | YDS | INT |
|----------------|-----|------|-----|-----|-----|-----|
| Kyler Gordon | 7 | 6 | 1 | 1.0 | 8.0 | 0 |
| Jaquan Brisker | 7 | 4 | 3 | 0.0 | 0.0 | 0 |
| T.J. Edwards | 6 | 5 | 1 | 0.0 | 0.0 | 0 |

| FIELD GOALS | FGM/FGA | PERCENT | RESULTS |
|--------------|------------|--------------|----------|
| Cairo Santos | 2-2 | 100.0 | 49G, 29G |
| TOTAL | 2-2 | 100.0 | |

CARDINALS 2023 TEAM STATS



WON 3, LOST 12

| | | | | |
|-------|---|-------|------------------|--------|
| 09/10 | L | 16-20 | at Washington | 64,693 |
| 09/17 | L | 28-31 | N.Y. Giants | 62,080 |
| 09/24 | W | 28-16 | Dallas | 62,915 |
| 10/01 | L | 16-35 | at San Francisco | 71,521 |
| 10/08 | L | 20-34 | Cincinnati | 62,651 |
| 10/15 | L | 9-26 | at L.A. Rams | 71,202 |
| 10/22 | L | 10-20 | at Seattle | 68,781 |
| 10/29 | L | 24-31 | Baltimore | 63,064 |
| 11/05 | L | 0-27 | at Cleveland | 67,919 |
| 11/12 | W | 25-23 | Atlanta | 62,861 |
| 11/19 | L | 16-21 | at Houston | 70,247 |
| 11/26 | L | 14-37 | L.A. Rams | 62,177 |
| 12/03 | W | 24-10 | at Pittsburgh | 66,436 |
| 12/17 | L | 29-45 | San Francisco | 63,967 |
| 12/24 | L | 16-27 | at Chicago | 59,978 |

2023 TEAM STATISTICS

| | ARI | OPP. |
|----------------------------------|----------------|----------------|
| FIRST DOWNS | 274 | 334 |
| Rushing | 100 | 127 |
| Passing | 146 | 179 |
| Penalty | 28 | 28 |
| Third Down-Made/Att | 78/202 | 87/184 |
| Third Down Efficiency | 38.6% | 47.3% |
| Fourth Down-Made/Att | 11/30 | 6/14 |
| Fourth Down Efficiency | 36.7% | 42.9% |
| TOTAL NET YARDS | 4,594 | 5,445 |
| Avg. Per Game | 306.3 | 363.0 |
| Total Plays | 927 | 960 |
| Avg. Per Play | 5.0 | 5.7 |
| NET YARDS RUSHING | 1,938 | 2,205 |
| Avg. Per Game | 129.2 | 147.0 |
| Total Rushes | 393 | 473 |
| Avg. Per Rush | 4.9 | 4.7 |
| NET YARDS PASSING | 2,656 | 3,240 |
| Avg. Per Game | 177.1 | 216.0 |
| Sacked/Yards Lost | 40/280 | 33/233 |
| Gross Yards | 2,936 | 3,473 |
| Attempts/Completions | 494/308 | 454/312 |
| Pct. of Completion | 62.3% | 68.7% |
| Had Intercepted | 11 | 10 |
| PUNTS/AVERAGE | 61/49.5 | 53/48.2 |
| Net Punting Average | 42.8 | 41.5 |
| PUNT RETURN/AVG. | 26/9.0 | 35/10.0 |
| KICKOFF RETURN/AVG. | 14/20.8 | 6/22.2 |
| INTERCEPTION RETURN/AVG. | 10/9.8 | 11/10.9 |
| PENALTIES/YARDS | 91/807 | 88/716 |
| FUMBLES/BALL LOST | 20/6 | 9/6 |
| TOUCHDOWNS | 30 | 48 |
| Rushing | 15 | 19 |
| Passing | 14 | 27 |
| Returns | 1 | 2 |
| EXTRA POINTS/ATTEMPTS | 17/18 | 46/47 |
| TWO POINT CONVERSION/ATT. | 3/12 | 0/1 |
| FIELD GOALS/ATTEMPTS | 24/27 | 23/28 |
| AVG. TIME OF POSSESSION | 28:09 | 31:51 |

| SCORE BY PERIODS | Q1 | Q2 | Q3 | Q4 | OT | PTS |
|------------------|----|-----|----|-----|----|-----|
| TEAM | 63 | 101 | 52 | 59 | 0 | 275 |
| OPPONENTS | 82 | 124 | 74 | 123 | 0 | 403 |

| SCORING | TD | RU | PA | RT | K-PAT | FG | 2PT | S | PTS |
|--------------|----|----|----|----|-------|-------|-----|---|-----|
| M. Prater | 0 | 0 | 0 | 0 | 17/18 | 24/27 | 0 | 0 | 89 |
| J. Conner | 6 | 5 | 1 | 0 | 0/0 | 0/0 | 0 | 0 | 36 |
| M. Brown | 4 | 0 | 4 | 0 | 0/0 | 0/0 | 0 | 0 | 24 |
| J. Dobbs | 3 | 3 | 0 | 0 | 0/0 | 0/0 | 2 | 0 | 22 |
| K. Murray | 3 | 3 | 0 | 0 | 0/0 | 0/0 | 0 | 0 | 18 |
| E. Demercado | 2 | 2 | 0 | 0 | 0/0 | 0/0 | 0 | 0 | 12 |
| G. Dortch | 2 | 0 | 2 | 0 | 0/0 | 0/0 | 0 | 0 | 12 |
| T. McBride | 2 | 0 | 2 | 0 | 0/0 | 0/0 | 0 | 0 | 12 |
| R. Moore | 2 | 1 | 1 | 0 | 0/0 | 0/0 | 0 | 0 | 12 |
| M. Wilson | 2 | 0 | 2 | 0 | 0/0 | 0/0 | 0 | 0 | 12 |
| C. Tune | 1 | 1 | 0 | 0 | 0/0 | 0/0 | 1 | 0 | 8 |
| Z. Ertz | 1 | 0 | 1 | 0 | 0/0 | 0/0 | 0 | 0 | 6 |
| E. Higgins | 1 | 0 | 1 | 0 | 0/0 | 0/0 | 0 | 0 | 6 |
| C. Thomas | 1 | 0 | 0 | 1 | 0/0 | 0/0 | 0 | 0 | 6 |
| TEAM | 30 | 15 | 14 | 1 | 17/18 | 24/27 | 3 | 0 | 275 |
| OPPONENTS | 48 | 19 | 27 | 2 | 46/47 | 23/28 | 0 | 0 | 403 |

| RUSHING | NO. | YDS | AVG | LONG | TD |
|--------------|-----|-------|------|------|----|
| J. Conner | 155 | 762 | 4.9 | 44 | 5 |
| E. Demercado | 58 | 284 | 4.9 | 49t | 2 |
| J. Dobbs | 47 | 258 | 5.5 | 44 | 3 |
| K. Murray | 34 | 187 | 5.5 | 22 | 3 |
| R. Moore | 25 | 165 | 6.6 | 45t | 1 |
| K. Ingram | 35 | 74 | 2.1 | 14 | 0 |
| M. Carter | 11 | 71 | 6.5 | 19 | 0 |
| D. Williams | 11 | 43 | 3.9 | 9 | 0 |
| C. Tune | 7 | 29 | 4.1 | 11 | 1 |
| T. Jones Jr. | 5 | 25 | 5.0 | 13 | 0 |
| M. Brown | 2 | 23 | 11.5 | 29 | 0 |
| B. Gillikin | 1 | 10 | 10.0 | 10 | 0 |
| G. Dortch | 1 | 5 | 5.0 | 5 | 0 |
| E. Turner | 1 | 2 | 2.0 | 2 | 0 |
| TEAM | 393 | 1,938 | 4.9 | 49t | 15 |
| OPPONENTS | 473 | 2,205 | 4.7 | 56 | 19 |

| RECEIVING | TAR | NO. | YDS | AVG | LONG | TD |
|--------------|-----|-----|-------|------|------|----|
| M. Brown | 101 | 51 | 574 | 11.3 | 41 | 4 |
| T. McBride | 93 | 72 | 743 | 10.3 | 38 | 2 |
| R. Moore | 53 | 33 | 295 | 8.9 | 48t | 1 |
| M. Wilson | 46 | 28 | 435 | 15.5 | 69 | 2 |
| Z. Ertz | 43 | 27 | 187 | 6.9 | 17 | 1 |
| G. Dortch | 30 | 15 | 184 | 12.3 | 38t | 2 |
| J. Conner | 28 | 22 | 106 | 4.8 | 20 | 1 |
| E. Demercado | 27 | 20 | 110 | 5.5 | 22 | 0 |
| E. Higgins | 15 | 10 | 110 | 11.0 | 26 | 1 |
| Z. Pascal | 15 | 4 | 19 | 4.8 | 9 | 0 |
| G. Swaim | 11 | 10 | 94 | 9.4 | 26 | 0 |
| M. Carter | 8 | 7 | 25 | 3.6 | 8 | 0 |
| K. Ingram | 4 | 4 | 26 | 6.5 | 9 | 0 |
| T. Jones Jr. | 4 | 3 | 16 | 5.3 | 11 | 0 |
| D. Williams | 2 | 2 | 12 | 6.0 | 8 | 0 |
| TEAM | 480 | 308 | 2,936 | 9.5 | 69 | 14 |
| OPPONENTS | 429 | 312 | 3,473 | 11.1 | 63 | 27 |

| INTERCEPTIONS | NO. | YDS | AVG | LONG | TD |
|-----------------|-----|-----|------|------|----|
| J. Thompson | 4 | 49 | 12.3 | 35 | 0 |
| K. Barnes | 1 | 46 | 46.0 | 46 | 0 |
| K. Wallace | 1 | 2 | 2.0 | 2 | 0 |
| Z. Collins | 1 | 1 | 1.0 | 1 | 0 |
| A. Hamilton Sr. | 1 | 0 | 0.0 | 0 | 0 |
| K. White | 1 | 0 | 0.0 | 0 | 0 |
| G. Williams | 1 | 0 | 0.0 | 0 | 0 |
| TEAM | 10 | 98 | 9.8 | 46 | 0 |
| OPPONENTS | 12 | 138 | 11.5 | 66 | 2 |

| FUMBLES | FUM | LST | FF | REC | TD |
|-----------------|-----|-----|----|-----|----|
| J. Dobbs | 8 | 4 | 0 | 4 | 0 |
| C. Tune | 2 | 1 | 0 | 0 | 0 |
| A. Hamilton Sr. | 1 | 1 | 0 | 0 | 0 |
| E. Wilkinson | 0 | 0 | 0 | 1 | 0 |
| J. Conner | 0 | 0 | 0 | 2 | 0 |
| H. Froholdt | 1 | 0 | 0 | 1 | 0 |
| T. McBride | 1 | 0 | 0 | 0 | 0 |
| G. Dortch | 0 | 0 | 0 | 1 | 0 |
| K. Murray | 6 | 0 | 0 | 0 | 0 |
| P. Johnson Jr. | 0 | 0 | 0 | 1 | 0 |
| R. Moore | 1 | 0 | 0 | 2 | 0 |
| TEAM | 20 | 6 | 0 | 12 | 0 |
| OPPONENTS | 9 | 6 | 0 | 2 | 0 |

| PUNTING | NO. | YDS | AVG | NET | TB | IN | LG | B |
|-------------|-----|-------|------|------|----|----|----|---|
| B. Gillikin | 48 | 2,428 | 50.6 | 43.4 | 2 | 9 | 77 | 0 |
| N. Cooney | 13 | 592 | 45.5 | 40.3 | 1 | 2 | 56 | 0 |
| TEAM | 61 | 3,020 | 49.5 | 42.8 | 3 | 11 | 77 | 0 |
| OPPONENTS | 53 | 2,555 | 48.2 | 41.5 | 6 | 22 | 76 | 0 |

| PUNT RETURNS | RET | FC | YDS | AVG | LONG | TD |
|-----------------|-----|----|-----|------|------|----|
| G. Dortch | 24 | 7 | 224 | 9.3 | 49 | 0 |
| R. Moore | 1 | 3 | 11 | 11.0 | 11 | 0 |
| A. Hamilton Sr. | 1 | 0 | 0 | 0.0 | 0 | 0 |
| TEAM | 26 | 10 | 235 | 9.0 | 49 | 0 |
| OPPONENTS | 35 | 12 | 351 | 10.0 | 32 | 0 |

| KICKOFF RETURNS | NO. | YDS | AVG | LONG | TD |
|-----------------|-----|-----|------|------|----|
| G. Dortch | 13 | 269 | 20.7 | 40 | 0 |
| A. Baccellia | 1 | 22 | 22.0 | 22 | 0 |
| TEAM | 14 | 291 | 20.8 | 40 | 0 |
| OPPONENTS | 6 | 133 | 22.2 | 26 | 0 |

| FIELD GOALS | 1-19 | 20-29 | 30-39 | 40-49 | 50+ |
|-------------|------|-------|-------|-------|------|
| M. Prater | 0/0 | 4/4 | 5/6 | 6/6 | 9/11 |
| TEAM | 0/0 | 4/4 | 5/6 | 6/6 | 9/11 |
| OPPONENTS | 0/0 | 8/8 | 6/6 | 9/12 | 0/2 |

2-Pt Conv: J. Dobbs 2, J. Conner 0, K. Murray 0, C. Tune 1, TM 3-12, OPP 0-1

SACKS: D. Gardeck 6.0, B. Ojulari 4.0, V. Dimukeje 4.0, Z. Collins 3.5, D. Stills 3.5, K. Strong 2.5, L. Fotu 2.5, K. White 2.0, J. Ledbetter 1.5, J. Thompson 1.0, C. Watkins 1.0, B. Stille 1.0, J. Woods 0.5, TM 33.0, OPP 39.0 FUM/LOST: J. Dobbs 8/4, K. Murray 6/0, C. Tune 2/1, A. Hamilton Sr. 1/1, T. McBride 1/0, R. Moore 1/0, H. Froholdt 1/0, TM 20/6, OPP 9/6

| PASSING | ATT | CMP | YDS | CMP% | YDS/ATT | TD | TD% | INT | INT% | LONG | SACK | LOST | RATING |
|-----------|-----|-----|-------|------|---------|----|-----|-----|------|------|------|------|--------|
| J. Dobbs | 266 | 167 | 1,569 | 62.8 | 5.9 | 8 | 3.0 | 5 | 1.9 | 69 | 17 | 126 | 81.2 |
| K. Murray | 207 | 129 | 1,305 | 62.3 | 6.3 | 6 | 2.9 | 4 | 1.9 | 48t | 16 | 113 | 81.9 |
| C. Tune | 21 | 12 | 62 | 57.1 | 3.0 | 0 | 0.0 | 2 | 9.5 | 14 | 7 | 41 | 22.6 |
| TEAM | 494 | 308 | 2,936 | 62.3 | 5.9 | 14 | 2.8 | 11 | 2.2 | 69 | 40.0 | 280 | 79.0 |
| OPPONENTS | 454 | 312 | 3,473 | 68.7 | 7.6 | 27 | 5.9 | 10 | 2.2 | 63t | 33.0 | 233 | 101.9 |



CARDINALS 2023 DEFENSIVE STATS

| POS. | PLAYER | TKL. | AST. | COMB | TFL | SACKS/SK. YDS. | QH | FR | FF | INT./YDS. | PD |
|---------------|-----------------------|------------|------------|------------|-----------|-------------------|-----------|----------|----------|--------------|-----------|
| LB | White, Kyzir | 53 | 37 | 90 | 9 | 2.0/10.0 | 2 | 0 | 0 | 1/0 | 3 |
| S | Thompson, Jalen | 56 | 17 | 73 | 5 | 1.0/9.0 | 3 | 0 | 1 | 4/49 | 8 |
| S | Baker, Budda | 48 | 25 | 73 | 3 | 0.0/0.0 | 0 | 0 | 0 | 0/0 | 0 |
| LB | Woods, Josh | 33 | 28 | 61 | 2 | 0.5/3.0 | 1 | 0 | 1 | 0/0 | 1 |
| CB | Wilson, Marco | 41 | 11 | 52 | 0 | 0.0/0.0 | 0 | 0 | 0 | 0/0 | 4 |
| DL | Ledbetter, Jonathan | 21 | 25 | 46 | 1 | 1.5/3.0 | 4 | 0 | 0 | 0/0 | 0 |
| DL | Stills, Dante | 18 | 28 | 46 | 5 | 3.5/25.0 | 5 | 1 | 0 | 0/0 | 0 |
| CB | Clark, Kei'Trel | 37 | 6 | 43 | 2 | 0.0/0.0 | 0 | 0 | 0 | 0/0 | 4 |
| S | Wallace, K'Von | 26 | 17 | 43 | 1 | 0.0/0.0 | 0 | 0 | 0 | 1/2 | 4 |
| DL | Strong, Kevin | 24 | 19 | 43 | 5 | 2.5/25.0 | 3 | 1 | 0 | 0/0 | 1 |
| LB | Barnes, Krys | 26 | 14 | 40 | 2 | 0.0/0.0 | 0 | 0 | 0 | 1/46 | 5 |
| LB | Gardeck, Dennis | 29 | 9 | 38 | 7 | 6.0/52.0 | 12 | 0 | 1 | 0/0 | 3 |
| DL | Lopez, Roy | 18 | 20 | 38 | 2 | 0.0/0.0 | 1 | 0 | 0 | 0/0 | 0 |
| LB | Collins, Zaven | 24 | 13 | 37 | 5 | 3.5/30.5 | 6 | 1 | 0 | 1/1 | 3 |
| LB | Ojulari, BJ | 16 | 13 | 29 | 4 | 4.0/28.0 | 6 | 0 | 0 | 0/0 | 1 |
| CB | Thomas V, Starling | 26 | 2 | 28 | 1 | 0.0/0.0 | 0 | 0 | 0 | 0/0 | 3 |
| CB | Hamilton Sr., Antonio | 20 | 8 | 28 | 0 | 0.0/0.0 | 0 | 0 | 0 | 1/0 | 10 |
| DL | Fotu, Leki | 15 | 10 | 25 | 5 | 2.5/14.0 | 2 | 0 | 0 | 0/0 | 0 |
| LB | Dimukeje, Victor | 15 | 9 | 24 | 5 | 4.0/27.5 | 7 | 0 | 1 | 0/0 | 1 |
| CB | Williams, Garrett | 19 | 4 | 23 | 1 | 0.0/0.0 | 0 | 0 | 0 | 1/0 | 2 |
| S | Chachere, Andre | 18 | 5 | 23 | 0 | 0.0/0.0 | 0 | 0 | 0 | 0/0 | 3 |
| LB | Thomas, Cameron | 12 | 9 | 21 | 3 | 0.0/0.0 | 1 | 1 | 0 | 0/0 | 1 |
| LB | Luketa, Jesse | 4 | 6 | 10 | 1 | 0.0/0.0 | 1 | 0 | 0 | 0/0 | 0 |
| LB | Turner, Ezekiel | 4 | 6 | 10 | 0 | 0.0/0.0 | 0 | 0 | 0 | 0/0 | 0 |
| DL | Stille, Ben | 6 | 2 | 8 | 0 | 1.0/0.0 | 1 | 0 | 0 | 0/0 | 0 |
| DL | Watkins, Carlos | 4 | 3 | 7 | 1 | 1.0/6.0 | 1 | 0 | 0 | 0/0 | 1 |
| DL | Hoskins, Phil | 2 | 4 | 6 | 0 | 0.0/0.0 | 0 | 0 | 0 | 0/0 | 0 |
| CB | Wilson, Divaad | 4 | 1 | 5 | 0 | 0.0/0.0 | 0 | 0 | 0 | 0/0 | 0 |
| DL | Jones, Naquan | 1 | 3 | 4 | 0 | 0.0/0.0 | 0 | 0 | 0 | 0/0 | 0 |
| LB | Pappoe, Owen | 1 | 3 | 4 | 0 | 0.0/0.0 | 1 | 0 | 0 | 0/0 | 0 |
| DL | Banks, Eric | 2 | 0 | 2 | 0 | 0.0/0.0 | 0 | 0 | 0 | 0/0 | 0 |
| DL | Collier, L.J. | 2 | 0 | 2 | 0 | 0.0/0.0 | 0 | 0 | 0 | 0/0 | 0 |
| S | Blount, Joey | 0 | 1 | 1 | 0 | 0.0/0.0 | 0 | 0 | 0 | 0/0 | 0 |
| TOTALS | | 625 | 358 | 983 | 70 | 33.0/233.0 | 57 | 4 | 4 | 10/98 | 58 |

| POS. | PLAYER | TKL. | AST. | COMB. | DEFENSIVE SCORES |
|---------------|-----------------------|-----------|-----------|-----------|--|
| LB | Turner, Ezekiel | 5 | 6 | 11 | INT (0) |
| S | Blount, Joey | 5 | 4 | 9 | FR (1) |
| WR | Pascal, Zach | 6 | 2 | 8 | (1:02) (Shotgun) S.Howell sacked at WAS 12 for -14 yards (D.Gardeck). FUMBLES (D.Gardeck) [D.Gardeck], RECOVERED by ARZ-C.Thomas at WAS 2. C.Thomas for 2 yards. @ WAS (09/10/23) |
| LB | Dimukeje, Victor | 5 | 1 | 6 | Safety (0) |
| CB | Hamilton Sr., Antonio | 4 | 0 | 4 | |
| CB | Price, Bobby | 3 | 1 | 4 | FR (2) |
| LB | Pappoe, Owen | 2 | 2 | 4 | (13:38) B.Gillikin punts 45 yards to LA 15, Center-A.Brewer. A.Trammell to LA 16 for 1 yard (B.Price, J.Blount). FUMBLES (J.Blount), touched at LA 16, RECOVERED by ARZ-B.Price at LA 17. @ LAR (10/15/23) |
| LB | Gardeck, Dennis | 3 | 0 | 3 | (3:30) B.Gillikin punts 57 yards to SEA 28, Center-A.Brewer. D.Dallas to SEA 32 for 4 yards (J.Blount). FUMBLES (J.Blount), RECOVERED by ARZ-D.Gardeck at SEA 32. D.Gardeck to SEA 30 for 2 yards (C.Thompson). @ SEA (10/22/23) |
| S | Chachere, Andre | 1 | 2 | 3 | |
| LB | Barnes, Krys | 2 | 0 | 2 | |
| WR | Dortch, Greg | 1 | 1 | 2 | |
| P | Gillikin, Blake | 1 | 1 | 2 | |
| TE | McBride, Trey | 1 | 1 | 2 | |
| TE | Swaim, Geoff | 1 | 1 | 2 | |
| WR | Chisena, Dan | 0 | 2 | 2 | |
| LB | Luketa, Jesse | 0 | 2 | 2 | |
| CB | Boyd, Kris | 1 | 0 | 1 | |
| CB | Matthew, Christian | 1 | 0 | 1 | |
| K | Prater, Matt | 1 | 0 | 1 | |
| LB | Thomas, Cameron | 1 | 0 | 1 | |
| TOTALS | | 44 | 26 | 70 | |

CARDINALS GAME-BY-GAME OFFENSE



2023 REGULAR SEASON CARDINALS GAME-BY-GAME OFFENSE

| | 09/10 | 09/17 | 09/24 | 10/01 | 10/08 | 10/15 | 10/22 | 10/29 | 11/05 | 11/12 | 11/19 | 11/26 | 12/03 | 12/17 | 12/24 | 12/31 | 01/07 | Totals |
|---------------------|-------|-------|-------|-------|-------|-------|-------|-------|-------|--------|-------|-------|-------|-------|-------|-------|-------|--------|
| | @ | vs. | vs. | @ | vs. | @ | @ | vs. | @ | vs. | @ | vs. | @ | vs. | @ | @ | vs. | |
| | WAS | NYG | DAL | SF | CIN | LAR | SEA | BAL | CLE | ATL | HOU | LAR | PIT | SF | CHI | PHI | SEA | |
| FIRST DOWNS | | | | | | | | | | | | | | | | | | |
| Total | 13 | 24 | 20 | 23 | 15 | 20 | 15 | 22 | 7 | 20 | 20 | 19 | 18 | 22 | 16 | | | 274 |
| Rushing | 4 | 10 | 8 | 7 | 5 | 6 | 6 | 7 | 3 | 8 | 7 | 5 | 8 | 11 | 5 | | | 100 |
| Passing | 9 | 11 | 8 | 13 | 10 | 12 | 7 | 12 | 3 | 11 | 11 | 11 | 7 | 11 | 10 | | | 146 |
| Penalty | 0 | 3 | 4 | 3 | 0 | 2 | 2 | 3 | 1 | 1 | 2 | 3 | 3 | 0 | 1 | | | 28 |
| THIRD DOWNS | | | | | | | | | | | | | | | | | | |
| Attempts | 14 | 10 | 10 | 15 | 11 | 16 | 15 | 12 | 12 | 11 | 10 | 17 | 17 | 16 | 16 | | | 202 |
| Converted | 4 | 4 | 5 | 8 | 4 | 6 | 5 | 5 | 1 | 3 | 3 | 6 | 10 | 7 | 7 | | | 78 |
| Percentage | 28.6% | 40.0% | 50.0% | 53.3% | 36.4% | 37.5% | 33.3% | 41.7% | 8.3% | 27.3% | 30.0% | 35.3% | 58.8% | 43.8% | 43.8% | | | 38.6% |
| FOURTH DOWNS | | | | | | | | | | | | | | | | | | |
| Attempts | 1 | 0 | 0 | 3 | 3 | 4 | 3 | 2 | 1 | 1 | 4 | 3 | 0 | 4 | 1 | | | 30 |
| Converted | 0 | 0 | 0 | 2 | 0 | 2 | 0 | 0 | 0 | 1 | 1 | 2 | 0 | 3 | 0 | | | 11 |
| Percentage | 0.0% | 0 | 0 | 66.7% | 0.0% | 50.0% | 0.0% | 0.0% | 0.0% | 100.0% | 25.0% | 66.7% | 0 | 75.0% | 0.0% | | | 36.7% |
| TOT. OFFENSE | | | | | | | | | | | | | | | | | | |
| Net Yards | 210 | 379 | 400 | 362 | 294 | 345 | 249 | 310 | 58 | 352 | 319 | 292 | 282 | 436 | 306 | | | 4,594 |
| Plays | 58 | 60 | 53 | 67 | 57 | 73 | 63 | 71 | 48 | 60 | 58 | 64 | 63 | 72 | 60 | | | 927 |
| Avg./Play | 3.6 | 6.3 | 7.5 | 5.4 | 5.2 | 4.7 | 4.0 | 4.4 | 1.2 | 5.9 | 5.5 | 4.6 | 4.5 | 6.1 | 5.1 | | | 5.0 |
| RUSHING | | | | | | | | | | | | | | | | | | |
| Net Yards | 96 | 151 | 222 | 105 | 142 | 130 | 127 | 129 | 41 | 122 | 123 | 73 | 150 | 234 | 93 | | | 1,938 |
| Rush. Att. | 25 | 29 | 30 | 25 | 22 | 30 | 25 | 32 | 21 | 26 | 25 | 15 | 38 | 30 | 20 | | | 393 |
| Avg./Att. | 3.8 | 5.2 | 7.4 | 4.2 | 6.5 | 4.3 | 5.1 | 4.0 | 2.0 | 4.7 | 4.9 | 4.9 | 3.9 | 7.8 | 4.7 | | | 4.9 |
| PASSING | | | | | | | | | | | | | | | | | | |
| Net Yards | 114 | 228 | 178 | 257 | 152 | 215 | 122 | 181 | 17 | 230 | 196 | 219 | 132 | 202 | 213 | | | 2,656 |
| Attempts | 30 | 31 | 21 | 41 | 32 | 41 | 34 | 37 | 20 | 32 | 30 | 45 | 23 | 39 | 38 | | | 494 |
| Completions | 21 | 21 | 17 | 28 | 15 | 21 | 20 | 25 | 11 | 19 | 20 | 27 | 13 | 26 | 24 | | | 308 |
| Intercepted | 0 | 0 | 0 | 0 | 2 | 1 | 0 | 2 | 2 | 1 | 1 | 0 | 0 | 2 | 0 | | | 11 |
| Gross Yards | 132 | 228 | 189 | 265 | 166 | 235 | 150 | 208 | 58 | 249 | 214 | 256 | 145 | 211 | 230 | | | 2,936 |
| Sacked | 3.0 | 0.0 | 2.0 | 1.0 | 3.0 | 2.0 | 4.0 | 2.0 | 7.0 | 2.0 | 3.0 | 4.0 | 2.0 | 3.0 | 2.0 | | | 40.0 |
| Yards Lost | 18 | 0 | 11 | 8 | 14 | 20 | 28 | 27 | 41 | 19 | 18 | 37 | 13 | 9 | 17 | | | 280 |
| ADVANCES | | | | | | | | | | | | | | | | | | |
| Rushes | 25 | 29 | 30 | 25 | 22 | 30 | 25 | 32 | 21 | 26 | 25 | 15 | 38 | 30 | 20 | | | 393 |
| Completions | 21 | 21 | 17 | 28 | 15 | 21 | 20 | 25 | 11 | 19 | 20 | 27 | 13 | 26 | 24 | | | 308 |
| Totals | 46 | 50 | 47 | 53 | 37 | 51 | 45 | 57 | 32 | 45 | 45 | 42 | 51 | 56 | 44 | | | 701 |
| Total Drives | 11 | 10 | 9 | 7 | 13 | 12 | 11 | 13 | 14 | 10 | 10 | 11 | 10 | 10 | 12 | | | 163 |
| PENALTIES | | | | | | | | | | | | | | | | | | |
| Number | 9 | 8 | 8 | 9 | 2 | 5 | 7 | 6 | 4 | 11 | 5 | 5 | 6 | 4 | 2 | | | 91 |
| Yards | 122 | 57 | 69 | 55 | 16 | 36 | 59 | 70 | 40 | 112 | 50 | 34 | 51 | 28 | 8 | | | 807 |
| FUMBLES | | | | | | | | | | | | | | | | | | |
| Number | 3 | 0 | 0 | 1 | 1 | 1 | 2 | 1 | 1 | 0 | 2 | 0 | 2 | 5 | 1 | | | 20 |
| Lost | 2 | 0 | 0 | 0 | 1 | 1 | 0 | 0 | 1 | 0 | 1 | 0 | 0 | 0 | 0 | | | 6 |
| PUNTING | | | | | | | | | | | | | | | | | | |
| Yards | 235 | 146 | 94 | 117 | 219 | 134 | 240 | 207 | 460 | 156 | 107 | 228 | 252 | 112 | 313 | | | 3,020 |
| Punts | 5 | 3 | 2 | 3 | 4 | 3 | 5 | 4 | 9 | 3 | 2 | 5 | 5 | 2 | 6 | | | 61 |
| Net Avg. | 45.0 | 37.3 | 47.0 | 31.0 | 37.8 | 34.7 | 38.6 | 44.0 | 45.0 | 49.3 | 45.5 | 41.2 | 44.2 | 54.0 | 47.0 | | | 42.8 |
| Gross Avg. | 47.0 | 48.7 | 47.0 | 39.0 | 54.8 | 44.7 | 48.0 | 51.8 | 51.1 | 52.0 | 53.5 | 45.6 | 50.4 | 56.0 | 52.2 | | | 49.5 |
| SCORING | | | | | | | | | | | | | | | | | | |
| Points | 16 | 28 | 28 | 16 | 20 | 9 | 10 | 24 | 0 | 25 | 16 | 14 | 24 | 29 | 16 | | | 275 |
| Q1 | 3 | 7 | 9 | 0 | 0 | 3 | 3 | 7 | 0 | 3 | 10 | 8 | 3 | 7 | 0 | | | 63 |
| Q2 | 10 | 13 | 12 | 10 | 14 | 6 | 7 | 0 | 0 | 9 | 0 | 0 | 7 | 6 | 7 | | | 101 |
| Q3 | 3 | 8 | 0 | 6 | 6 | 0 | 0 | 0 | 0 | 10 | 6 | 0 | 7 | 3 | 3 | | | 52 |
| Q4 | 0 | 0 | 7 | 0 | 0 | 0 | 0 | 17 | 0 | 3 | 0 | 6 | 7 | 13 | 6 | | | 59 |
| OT | 0 | 0 | 0 | 0 | 0 | 0 | 0 | 0 | 0 | 0 | 0 | 0 | 0 | 0 | 0 | | | 0 |
| TD Rushing | 0 | 2 | 2 | 0 | 1 | 0 | 1 | 1 | 0 | 2 | 1 | 1 | 2 | 2 | 0 | | | 15 |
| TD Passing | 0 | 1 | 1 | 2 | 2 | 0 | 0 | 2 | 0 | 0 | 1 | 1 | 1 | 1 | 2 | | | 14 |
| TD KO Returns | 0 | 0 | 0 | 0 | 0 | 0 | 0 | 0 | 0 | 0 | 0 | 0 | 0 | 0 | 0 | | | 0 |
| TD Punt Returns | 0 | 0 | 0 | 0 | 0 | 0 | 0 | 0 | 0 | 0 | 0 | 0 | 0 | 0 | 0 | | | 0 |
| TD Sp. Teams | 0 | 0 | 0 | 0 | 0 | 0 | 0 | 0 | 0 | 0 | 0 | 0 | 0 | 0 | 0 | | | 0 |
| TD Def. Returns | 1 | 0 | 0 | 0 | 0 | 0 | 0 | 0 | 0 | 0 | 0 | 0 | 0 | 0 | 0 | | | 1 |
| FG Attempts | 3 | 3 | 3 | 1 | 0 | 3 | 2 | 1 | 0 | 4 | 1 | 1 | 1 | 3 | 1 | | | 27 |
| FG Made | 3 | 2 | 3 | 1 | 0 | 3 | 1 | 1 | 0 | 4 | 1 | 0 | 1 | 3 | 1 | | | 24 |
| Safety | 0 | 0 | 0 | 0 | 0 | 0 | 0 | 0 | 0 | 0 | 0 | 0 | 0 | 0 | 0 | | | 0 |
| 2-Pt Attempts | 0 | 1 | 2 | 1 | 0 | 0 | 0 | 2 | 0 | 1 | 1 | 2 | 0 | 1 | 1 | | | 12 |
| 2-Pt Made | 0 | 1 | 0 | 0 | 0 | 0 | 0 | 1 | 0 | 0 | 0 | 1 | 0 | 0 | 0 | | | 3 |
| Time of Possession | 28:36 | 30:37 | 25:27 | 30:46 | 21:50 | 30:30 | 29:28 | 30:21 | 23:35 | 28:18 | 28:45 | 25:08 | 29:17 | 34:11 | 25:28 | | | 28:09 |



CARDINALS GAME-BY-GAME DEFENSE

2023 REGULAR SEASON CARDINALS GAME-BY-GAME DEFENSE

| | 09/10 | 09/17 | 09/24 | 10/01 | 10/08 | 10/15 | 10/22 | 10/29 | 11/05 | 11/12 | 11/19 | 11/26 | 12/03 | 12/17 | 12/24 | 12/31 | 01/07 | Totals |
|---------------------|-------|--------|-------|--------|-------|-------|-------|-------|-------|-------|-------|--------|-------|-------|-------|-------|-------|--------|
| | @ | vs. | vs. | @ | vs. | @ | @ | vs. | @ | vs. | @ | vs. | @ | vs. | @ | @ | vs. | |
| | WAS | NYG | DAL | SF | CIN | LAR | SEA | BAL | CLE | ATL | HOU | LAR | PIT | SF | CHI | PHI | SEA | |
| FIRST DOWNS | | | | | | | | | | | | | | | | | | |
| Total | 21 | 26 | 26 | 30 | 27 | 17 | 18 | 21 | 17 | 20 | 22 | 25 | 18 | 24 | 22 | | | 334 |
| Rushing | 7 | 10 | 12 | 10 | 7 | 9 | 6 | 9 | 7 | 11 | 4 | 9 | 4 | 9 | 13 | | | 127 |
| Passing | 10 | 15 | 11 | 17 | 19 | 7 | 11 | 8 | 9 | 5 | 18 | 16 | 13 | 12 | 8 | | | 179 |
| Penalty | 4 | 1 | 3 | 3 | 1 | 1 | 1 | 4 | 1 | 4 | 0 | 0 | 1 | 3 | 1 | | | 28 |
| THIRD DOWNS | | | | | | | | | | | | | | | | | | |
| Attempts | 12 | 12 | 16 | 5 | 14 | 12 | 13 | 11 | 17 | 14 | 13 | 12 | 11 | 7 | 15 | | | 184 |
| Converted | 4 | 7 | 9 | 3 | 5 | 4 | 7 | 4 | 6 | 7 | 9 | 6 | 4 | 4 | 8 | | | 87 |
| Percentage | 33.3% | 58.3% | 56.3% | 60.0% | 35.7% | 33.3% | 53.8% | 36.4% | 35.3% | 50.0% | 69.2% | 50.0% | 36.4% | 57.1% | 53.3% | | | 47.3% |
| FOURTH DOWNS | | | | | | | | | | | | | | | | | | |
| Attempts | 0 | 1 | 1 | 1 | 3 | 0 | 0 | 0 | 2 | 2 | 1 | 2 | 1 | 0 | 0 | | | 14 |
| Converted | 0 | 1 | 0 | 1 | 0 | 0 | 0 | 0 | 1 | 1 | 0 | 2 | 0 | 0 | 0 | | | 6 |
| Percentage | 0 | 100.0% | 0.0% | 100.0% | 0.0% | 0 | 0 | 0 | 50.0% | 50.0% | 0.0% | 100.0% | 0.0% | 0 | 0 | | | 42.9% |
| TOT. OFFENSE | | | | | | | | | | | | | | | | | | |
| Net Yards | 248 | 439 | 416 | 395 | 380 | 382 | 318 | 268 | 326 | 254 | 419 | 457 | 317 | 406 | 420 | | | 5,445 |
| Plays | 65 | 67 | 75 | 53 | 79 | 55 | 58 | 60 | 71 | 65 | 67 | 66 | 58 | 54 | 67 | | | 960 |
| Avg./Play | 3.8 | 6.6 | 5.5 | 7.5 | 4.8 | 6.9 | 5.5 | 4.5 | 4.6 | 3.9 | 6.3 | 6.9 | 5.5 | 7.5 | 6.3 | | | 5.7 |
| RUSHING | | | | | | | | | | | | | | | | | | |
| Net Yards | 92 | 127 | 185 | 124 | 93 | 179 | 115 | 130 | 113 | 184 | 111 | 228 | 130 | 144 | 250 | | | 2,205 |
| Rush. Att. | 28 | 27 | 33 | 31 | 30 | 28 | 32 | 29 | 40 | 41 | 25 | 33 | 31 | 26 | 39 | | | 473 |
| Avg./Att. | 3.3 | 4.7 | 5.6 | 4.0 | 3.1 | 6.4 | 3.6 | 4.5 | 2.8 | 4.5 | 4.4 | 6.9 | 4.2 | 5.5 | 6.4 | | | 4.7 |
| PASSING | | | | | | | | | | | | | | | | | | |
| Net Yards | 156 | 312 | 231 | 271 | 287 | 203 | 203 | 138 | 213 | 70 | 308 | 229 | 187 | 262 | 170 | | | 3,240 |
| Attempts | 31 | 37 | 40 | 21 | 46 | 24 | 24 | 27 | 30 | 21 | 38 | 33 | 27 | 28 | 27 | | | 454 |
| Completions | 19 | 26 | 25 | 20 | 36 | 15 | 18 | 18 | 19 | 12 | 28 | 25 | 18 | 18 | 15 | | | 312 |
| Intercepted | 1 | 1 | 1 | 0 | 1 | 0 | 1 | 0 | 0 | 0 | 3 | 1 | 0 | 0 | 1 | | | 10 |
| Gross Yards | 202 | 321 | 249 | 283 | 317 | 226 | 219 | 157 | 219 | 94 | 338 | 229 | 187 | 262 | 170 | | | 3,473 |
| Sacked | 6.0 | 3.0 | 2.0 | 1.0 | 3.0 | 3.0 | 2.0 | 4.0 | 1.0 | 3.0 | 4.0 | 0.0 | 0.0 | 0.0 | 1.0 | | | 33.0 |
| Yards Lost | 46 | 9 | 18 | 12 | 30 | 23 | 16 | 19 | 6 | 24 | 30 | 0 | 0 | 0 | 0 | | | 233 |
| ADVANCES | | | | | | | | | | | | | | | | | | |
| Rushes | 28 | 27 | 33 | 31 | 30 | 28 | 32 | 29 | 40 | 41 | 25 | 33 | 31 | 26 | 39 | | | 473 |
| Completions | 19 | 26 | 25 | 20 | 36 | 15 | 18 | 18 | 19 | 12 | 28 | 25 | 18 | 18 | 15 | | | 312 |
| Totals | 47 | 53 | 58 | 51 | 66 | 43 | 50 | 47 | 59 | 53 | 53 | 58 | 49 | 44 | 54 | | | 785 |
| Total Drives | 13 | 10 | 8 | 8 | 12 | 10 | 10 | 12 | 14 | 10 | 11 | 10 | 10 | 10 | 11 | | | 159 |
| PENALTIES | | | | | | | | | | | | | | | | | | |
| Number | 8 | 9 | 13 | 4 | 4 | 6 | 5 | 6 | 6 | 4 | 3 | 5 | 9 | 1 | 5 | | | 88 |
| Yards | 70 | 75 | 107 | 21 | 40 | 59 | 32 | 45 | 65 | 43 | 19 | 23 | 77 | 5 | 35 | | | 716 |
| FUMBLES | | | | | | | | | | | | | | | | | | |
| Number | 2 | 0 | 0 | 0 | 1 | 1 | 2 | 1 | 0 | 0 | 0 | 0 | 2 | 0 | 0 | | | 9 |
| Lost | 2 | 0 | 0 | 0 | 0 | 1 | 2 | 0 | 0 | 0 | 0 | 0 | 1 | 0 | 0 | | | 6 |
| PUNTING | | | | | | | | | | | | | | | | | | |
| Yards | 266 | 111 | 102 | 45 | 145 | 186 | 143 | 242 | 410 | 203 | 94 | 73 | 179 | 96 | 260 | | | 2,555 |
| Punts | 6 | 3 | 2 | 1 | 3 | 4 | 3 | 5 | 7 | 4 | 2 | 2 | 4 | 2 | 5 | | | 53 |
| Net Avg. | 40.3 | 37.0 | 41.5 | 45.0 | 41.0 | 37.5 | 38.3 | 46.2 | 46.0 | 36.8 | 45.5 | 26.5 | 38.8 | 48.0 | 47.2 | | | 41.5 |
| Gross Avg. | 44.3 | 37.0 | 51.0 | 45.0 | 48.3 | 46.5 | 47.7 | 48.4 | 58.6 | 50.8 | 47.0 | 36.5 | 44.8 | 48.0 | 52.0 | | | 48.2 |
| SCORING | | | | | | | | | | | | | | | | | | |
| Points | 20 | 31 | 16 | 35 | 34 | 26 | 20 | 31 | 27 | 23 | 21 | 37 | 10 | 45 | 27 | | | 403 |
| Q1 | 7 | 0 | 3 | 7 | 10 | 3 | 7 | 7 | 0 | 0 | 7 | 7 | 3 | 14 | 7 | | | 82 |
| Q2 | 3 | 0 | 7 | 14 | 7 | 3 | 7 | 7 | 13 | 14 | 14 | 14 | 0 | 7 | 14 | | | 124 |
| Q3 | 0 | 14 | 3 | 0 | 7 | 10 | 3 | 7 | 7 | 3 | 0 | 3 | 0 | 14 | 3 | | | 74 |
| Q4 | 10 | 17 | 3 | 14 | 10 | 10 | 3 | 10 | 7 | 6 | 0 | 13 | 7 | 10 | 3 | | | 123 |
| OT | 0 | 0 | 0 | 0 | 0 | 0 | 0 | 0 | 0 | 0 | 0 | 0 | 0 | 0 | 0 | | | 0 |
| TD Rushing | 1 | 2 | 0 | 4 | 0 | 1 | 0 | 3 | 1 | 2 | 1 | 1 | 0 | 1 | 2 | | | 19 |
| TD Passing | 1 | 2 | 1 | 1 | 3 | 1 | 2 | 1 | 2 | 1 | 2 | 4 | 1 | 4 | 1 | | | 27 |
| TD KO Returns | 0 | 0 | 0 | 0 | 0 | 0 | 0 | 0 | 0 | 0 | 0 | 0 | 0 | 0 | 0 | | | 0 |
| TD Punt Returns | 0 | 0 | 0 | 0 | 0 | 0 | 0 | 0 | 0 | 0 | 0 | 0 | 0 | 0 | 0 | | | 0 |
| TD Sp. Teams | 0 | 0 | 0 | 0 | 0 | 0 | 0 | 0 | 0 | 0 | 0 | 0 | 0 | 0 | 0 | | | 0 |
| TD Def. Returns | 0 | 0 | 0 | 0 | 1 | 0 | 0 | 0 | 0 | 0 | 0 | 0 | 0 | 1 | 0 | | | 2 |
| FG Attempts | 2 | 1 | 3 | 0 | 2 | 4 | 2 | 2 | 3 | 1 | 1 | 2 | 2 | 1 | 2 | | | 28 |
| FG Made | 2 | 1 | 3 | 0 | 2 | 4 | 2 | 1 | 2 | 1 | 0 | 1 | 1 | 1 | 2 | | | 23 |
| Safety | 0 | 0 | 0 | 0 | 0 | 0 | 0 | 0 | 0 | 0 | 0 | 0 | 0 | 0 | 0 | | | 0 |
| 2-Pt Attempts | 0 | 0 | 0 | 0 | 0 | 0 | 0 | 0 | 0 | 1 | 0 | 0 | 0 | 0 | 0 | | | 1 |
| 2-Pt Made | 0 | 0 | 0 | 0 | 0 | 0 | 0 | 0 | 0 | 0 | 0 | 0 | 0 | 0 | 0 | | | 0 |
| Time of Possession | 31:24 | 29:23 | 34:33 | 29:14 | 38:10 | 29:30 | 30:32 | 29:39 | 36:25 | 31:42 | 31:15 | 34:52 | 30:43 | 25:49 | 34:32 | | | 31:50 |



RUSHING

200 Yards Rushing

By Cardinals: 228, Beanie Wells at St. Louis, Nov. 27, 2011 (27 att., 1 TD)
By Opponent: 228, Clinton Portis at Denver, Dec. 29, 2002 (24 att., 2 TD)

150 Yards Rushing

By Cardinals: 164, Kenyan Drake at Dallas, Oct. 19, 2020 (20 att., 2 TD)
By Opponent: 158, Kyren Williams vs. LA Rams, Oct. 15, 2023 (20 att., 1 TD)

100 Yards Rushing

By Cardinals: 105, James Conner at Pittsburgh, Dec. 3, 2023 (25 att., 2 TD)
By Opponent: 112, Khalil Herbert at Chicago, Dec. 24, 2023 (20 att. 1 TD)

Two 100-Yard Rushers

By Cardinals: 126 yards, Ottis Anderson/102 yards, Wayne Morris at New Orleans, Oct. 5, 1980
By Opponent: 128 yards, Marshawn Lynch/108 yards, Robert Turbin at Seattle, Dec. 9, 2012

Four Rushing Touchdowns

By Cardinals: Kenyan Drake vs. Cleveland, Dec. 15, 2019 (5, 1, 1, 17 yards)
By Opponent: Shaun Alexander at Seattle, Sep. 25, 2005 (25, 1, 1, 1 yards)

Three Rushing Touchdowns

By Cardinals: Kenyan Drake (4) vs. Cleveland, Dec. 15, 2019 (5, 1, 1, 17 yards)
By Opponent: Gus Edwards vs. Baltimore, Oct. 29, 2023 (1, 7, 1 yards)

Two Rushing Touchdowns

By Cardinals: James Conner at Pittsburgh, Dec. 3, 2023 (1, 9 yards)
By Opponent: Gus Edwards (3) vs. Baltimore, Oct. 29, 2023 (1, 7, 1 yards)

PASSING

500 Yards Passing

By Cardinals: 522, Boomer Esiason at Washington, Nov. 10, 1996-OT (35 comp., 59 att.)
By Opponent: Never happened

400 Yards Passing

By Cardinals: 400, Kyler Murray vs. Minnesota, Sep. 19, 2021 (29 comp., 36 att.)
By Opponent: 424, Jared Goff vs. LA Rams, Dec. 1, 2019 (32 comp., 43 att.)

300 Yards Passing

By Cardinals: 326, Kyler Murray at Minnesota, Oct. 30, 2022 (31 comp., 44 att.)
By Opponent: 336, C.J. Stroud at Houston, Nov. 19, 2023 (27 comp., 37 att.)

Six Touchdown Passes

By Cardinals: Charley Johnson vs. New Orleans, Nov. 2, 1969 (32, 14, 28, 31, 26, 14 yards)
By Opponent: Brett Favre at NY Jets, Sep. 28, 2008 (12, 34, 2, 17, 40, 24 yards)

Five Touchdown Passes

By Cardinals: Kurt Warner at Chicago, Nov. 8, 2009 (11, 6, 17, 15, 4 yards)
By Opponent: Patrick Mahomes vs. Kansas City, Sep. 11, 2022 (9, 3, 4, 1, 2 yards)

Four Touchdown Passes

By Cardinals: Kyler Murray at Cleveland, Oct. 17, 2021 (21, 13, 9, 14 yards)
By Opponent: Brock Purdy vs. San Francisco, Dec. 17, 2023 (12, 5, 41, 19 yards)

Three Touchdown Passes

By Cardinals: Kyler Murray at Minnesota, Oct. 30, 2022 (6, 8, 38 yards)
By Opponent: Brock Purdy vs. San Francisco, Dec. 17, 2023 (12, 5, 41, 19 yards)

RECEIVING

200 Yards Receiving

By Cardinals: 217, Anquan Boldin at Detroit, Sep. 7, 2003 (10 rec., 2 TD)
By Opponent: 200, Tyler Lockett vs. Seattle, Oct. 25, 2020 (15 rec., 3 TD)

150 Yards Receiving

By Cardinals: 159, DeAndre Hopkins at Minnesota, Oct. 30, 2022 (12 rec., 1 TD)
By Opponent: 192, Ja'Marr Chase vs. Cincinnati, Oct. 8, 2023 (15 rec., 3 TD)

100 Yards Receiving

By Cardinals: 102, Trey McBride vs. San Francisco, Dec. 17, 2023 (10 rec.)
By Opponent: 107, Cole Kmet at Chicago, Dec. 24, 2023 (4 rec.)

Two 100-Yard Receivers

By Cardinals: 112, A.J. Green (5 rec.), 104, Christian Kirk (7 rec.) at Jacksonville, Sep. 26, 2021
By Opponent: 172, Robert Woods (13 rec.), 107, Tyler Higbee (7 rec., 1 TD) vs. LA Rams, Dec. 1, 2019

Four Receiving Touchdowns

By Cardinals: Roy Green vs. Seattle, Nov. 13, 1983 (15, 23, 7, 63 yards)
By Opponent: Earnest Gray vs. NY Giants, Sep. 7, 1980 (10, 37, 42, 20 yards)

Three Receiving Touchdowns

By Cardinals: Christian Kirk at Tampa Bay, Nov. 10, 2019 (33, 69, 15 yards)
By Opponent: Ja'Marr Chase vs. Cincinnati, Oct. 8, 2023 (2, 63, 3 yards)

Two Receiving Touchdowns

By Cardinals: Michael Wilson at San Francisco Jan. 2, 2022 (16, 8 yards)
By Opponent: D. Samuel (12, 19 yds) & C. McCaffrey (5, 41 yds) vs. SF, Dec. 17, 2023

10 or More Receptions in a Game

By Cardinals: Trey McBride (10 for 102 yards) vs. San Francisco, Dec. 17, 2023
By Opponent: Ja'Marr Chase (15 for 192 yards) vs. Cincinnati, Oct. 8, 2023

COMBOS

100-Yard Rusher/100-Yard Receiver

By Cardinals: Kenyan Drake, 100 rushing yards/DeAndre Hopkins, 127 receiving yards vs. Buffalo, Nov. 15, 2020
By Opponent: Khalil Herbert, 112 rushing yards/Cole Kmet, 107 receiving yards at Chicago, Dec. 24, 2023

100-Yard Rusher/Two 100-Yard Receivers

By Cardinals: Johnny Johnson, 103 rushing yards/Ernie Jones, 117 receiving yards/Roy Green, 120 receiving yards vs. Green Bay, Nov. 18, 1990
By Opponent: Marshawn Lynch, 113 rushing yards/Luke Willson, 139 receiving yards/Doug Baldwin, 113 receiving yards vs. Seattle, Dec. 21, 2014

100-Yard Rusher/100-Yard Receiver/300-Yard Passer

By Cardinals: Chris Johnson, 109 rushing yards/Michael Floyd, 106 receiving yards/Carson Palmer 374 passing yards at Cleveland, Nov. 1, 2015
By Opponent: Devin Singletary, 112 rushing yards/Tank Dell, 149 receiving yards/C.J. Stroud, 336 passing yards at Houston, Nov. 19, 2023

Two 100-Yard Receivers/300-Yard Passer

By Cardinals: A.J. Green, 112; Christian Kirk, 104; Kyler Murray, 316, at Jacksonville, Sep. 26, 2021
By Opponent: Robert Woods, 172; Tyler Higbee, 107; Jared Goff, 424 vs. LA Rams, Dec. 1, 2019

SCORING

Four Total Touchdowns

By Cardinals: Kenyan Drake vs. Cleveland, Dec. 15, 2019 (4 rush)
By Opponent: Christian McCaffrey at San Francisco, Oct. 1, 2023 (3 rush, 1 rec.)

Three Total Touchdowns

By Cardinals: James Conner at San Francisco, Nov. 7, 2021 (2 rush, 1 rec.)
By Opponent: Christian McCaffrey vs. San Francisco, Dec. 17, 2023 (2 rec., 1 rush)

Two-Point Conversion

By Cardinals: Clayton Tune run vs. LA Rams, Nov. 26, 2023
By Opponent: Austin Ekeler reception vs. LA Chargers, Nov. 27, 2022

Multiple Two-Point Conversions

By Cardinals: Eno Benjamin run; Zach Ertz reception vs. New Orleans, Oct. 20, 2022
By Opponent: Todd Gurley run (2x); Malcolm Brown reception vs. LA Rams, Sep. 16, 2018

Safety

By Cardinals: Intentional grounding by Jalen Hurts in end zone vs. Philadelphia, Dec. 20, 2020
By Opponent: Intentional grounding by Kyler Murray in end zone vs. Indianapolis, Dec. 25, 2021

KICKING

Six Field Goals

By Cardinals: Neil Rackers vs. San Francisco, Oct. 2, 2005 (40, 45, 48, 23, 43, 24 yards)
By Opponent: Never happened

Five Field Goals

By Cardinals: Phil Dawson at Washington, Dec. 17, 2017 (40, 35, 19, 34, 32 yards)
By Opponent: Robbie Gould vs. San Francisco, Oct. 1, 2017 (49, 39, 47, 48, 23 yards)

Four Field Goals

By Cardinals: Matt Prater vs. Atlanta, Nov. 12, 2023 (51, 46, 56, 23 yards)
By Opponent: Brett Maher vs. LA Rams, Oct. 15, 2023 (29, 35, 25, 43 yards)

Three Field Goals

By Cardinals: Matt Prater vs. San Francisco, Dec. 17, 2023 (58, 43, 28 yards)
By Opponent: Brett Maher vs. LA Rams, Oct. 15, 2023 (29, 35, 25 yards)



THE LAST TIME - REGULAR SEASON

Missed Point-After-Touchdown

By Cardinals: Matt Prater vs. Cincinnati, Oct. 8, 2023 (wide left)
By Opponent: Lucas Havrisik vs. LA Rams, Nov. 27, 2023 (wide right)

Blocked Punt

By Cardinals: Ezekiel Turner vs. Philadelphia, Dec. 20, 2020 (Cameron Johnston punt)
By Opponent: Richie Grant at Atlanta, Jan. 1, 2023 (Andy Lee Punt)

Blocked Punt Return For Touchdown

By Cardinals: Dennis Gardeck (Cameron Malveaux block) at Seattle, Dec. 30, 2018, 0 yards (Michael Dickson punt)
By Opponent: Elijahaa Penny (Michael Thomas block) at NY Giants, Oct. 20, 2019, 0 yards (Andy Lee punt)

Blocked Field Goal Attempt

By Cardinals: Leki Fotu at Minnesota, Oct. 30, 2022 (Greg Joseph 45-yard attempt)
By Opponent: A'Shawn Robinson at LA Rams, Jan. 3, 2021 (Mike Nugent 37-yard attempt)

Blocked Field Goal Attempt For Touchdown

By Cardinals: Justin Bethel (Adrian Wilson block) vs. Chicago, Dec. 23, 2012, 82 yards (Olindo Mare kick)
By Opponent: Mike Bass (Verlon Biggs block) at Washington, Sep. 24, 1972, 32 yards (Jim Bakken kick)

RETURNS

Punt Return For Touchdown

By Cardinals: Ted Ginn, Jr. at NY Giants, Sep. 14, 2014, 71 yards (Steve Weatherford punt)
By Opponent: Diontae Johnson vs. Pittsburgh, Dec. 8, 2019, 85 yards (Andy Lee punt)

Kickoff Return For Touchdown

By Cardinals: David Johnson at Chicago, Sep. 20, 2015, 108 yards (Robbie Gould kickoff)
By Opponent: Tyler Lockett at Seattle, Dec. 31, 2017, 99 yards (Phil Dawson kickoff)

Interception Return For Touchdown

By Cardinals: Zaven Collins vs. Seattle, Nov. 6, 2022 (30 yards, Geno Smith pass)
By Opponent: Charvarious Ward vs. San Francisco, Dec. 17, 2023 (66 yards, Tyler Murray pass)

Fumble Return For Touchdown

By Cardinals: Cam Thomas at Washington, Sep. 10, 2023, 2 yards (Sam Howell fumble)
By Opponent: Raekwon McMillan vs. New England, Dec. 12, 2022, 23 yards (De'Andre Hopkins fumble)

DEFENSE

Four Interceptions

By Cardinals: Kwamie Lassiter vs. San Diego, Dec. 27, 1998
By Opponent: Never happened

Three Interceptions

By Cardinals: Antrel Rolle at Cincinnati, Nov. 18, 2007
By Opponent: Marcus Trufant at Seattle, Dec. 9, 2007

Two Interceptions

By Cardinals: Marco Wilson vs. Tampa Bay, Dec. 25, 2022
By Opponent: Charvarious Ward vs. San Francisco, Dec 17, 2023

Two Interceptions By Teammates

By Cardinals: at Washington, Oct. 16, 1994 (Aeneas Williams and James Williams)
By Opponent: vs. Cincinnati, Oct. 8, 2023 (Cam Taylor-Britt and Germaine Pratt)

Four Quarterback Sacks

By Cardinals: Chandler Jones (5.0) at Tennessee, Sep. 12, 2021
By Opponent: Cameron Wake (4.5) vs. Miami, Sep. 30, 2012

Three Quarterback Sacks

By Cardinals: J.J. Watt at Denver, Dec. 18, 2022
By Opponent: Josh Uche vs. New England, Dec. 12, 2022

Two Quarterback Sacks By Teammates

By Cardinals: at Cleveland, Oct. 17, 2021 (Markus Golden 2.0, Jordan Hicks 2.0)
By Opponent: vs. Carolina, Sep. 22, 2019 (Mario Addison 3.0, Christian Miller 2.0)

Two Opponent Fumble Recoveries

By Cardinals: Jordan Hicks at San Francisco, Nov. 7, 2021
By Opponent: J.J. Watt vs. Houston, Nov. 10, 2013

TEAM SCORING

50 Points Scored By Team

By Cardinals: St. Louis 56 at Minnesota 14, Oct. 6, 1963
By Opponent: Arizona 0 at Seattle 58, Dec. 9, 2012

40 Points Scored By Team

By Cardinals: Arizona 42, vs. New Orleans 34, Oct. 20, 2022
By Opponent: Arizona 29 vs. San Francisco 45, Dec. 17, 2023

20 First-Quarter Points

By Cardinals: 21 vs. San Francisco, Sep. 10, 2006
By Opponent: 21 vs. Denver, Oct. 18, 2018

20 Second-Quarter Points

By Cardinals: 21 vs. NY Giants, Sep. 17, 2023
By Opponent: 20 vs. Philadelphia, Dec. 20, 2020

20 Third-Quarter Points

By Cardinals: 21 vs. Green Bay, Dec. 27, 2015
By Opponent: 21 at San Francisco, Jan. 2, 2011

20 Fourth-Quarter Points

By Cardinals: 20 at Seattle, Dec. 24, 2016
By Opponent: 21 vs. LA Rams, Dec. 6, 2020

30 One-Half Points

By Cardinals: 31 in first half vs. San Francisco, Sep. 27, 2015
By Opponent: 31 in second half vs. NY Giants, Sep. 17, 2023

Score Touchdown In Each Quarter

By Cardinals: at Cleveland, Oct. 17, 2021 (7, 16, 7, 7 points)
By Opponent: vs. San Francisco, Dec. 17, 2023 (14, 7, 14, 10 points)

OFFENSE

500 Yards Total Offense

By Cardinals: 503 vs. Minnesota, Sep. 19, 2021
By Opponent: 572 vs. Seattle, Oct. 25, 2020

No Sacks/No Interceptions Allowed

By Cardinals: vs. NY Giants, Sep. 17, 2023
By Opponent: vs. San Francisco, Dec. 17, 2023

DEFENSE

Shutout

By Cardinals: Arizona 23, vs. NY Giants 0, Dec. 24, 2017 (State Farm Stadium)
By Opponent: Arizona 0, at Cleveland 27, Nov. 5, 2023 (Cleveland Browns Stadium)

Shutout At Home

By Cardinals: Arizona 23, vs. NY Giants 0, Dec. 24, 2017 (State Farm Stadium)
By Opponent: Arizona 0, vs. Seattle 38, Sep. 14, 2003 (Sun Devil Stadium)

Shutout On The Road

By Cardinals: Arizona 38, at Dallas 0, Nov. 16, 1970 (Cotton Bowl)
By Opponent: Arizona 0, at Cleveland 27, Nov. 5, 2023 (Cleveland Browns Stadium)

MISCELLANEOUS

Overtime Win At Home

By Cardinals: vs. Seattle, Oct. 25, 2020, 37-34 (State Farm Stadium)
By Opponent: Dec. 25 2022 vs. Tampa Bay, 19-16 (State Farm Stadium)

Overtime Win On The Road

By Cardinals: Sep. 18, 2022 at Las Vegas, 29-23 (Allegiant Stadium)
By Opponent: Nov. 7, 2010 at Minnesota, 27-24 (Metrodome)

10 Or More Penalties

By Cardinals: 11, vs. Atlanta, Nov. 12 2023 (112 yards)
By Opponent: 13, vs. Dallas, Sep. 24, 2023 (107 yards)

Tie Game

By Cardinals: Sep. 8, 2019 vs. Detroit, 27-27

Over 40:00 Time of Possession (Non-OT)

By Cardinals: 40:22 at Seattle, Nov. 21, 2021
By Opponent: 40:12 at San Francisco, Oct. 7, 2018

CARDINALS MISCELLANEOUS STATS



| | | | | | |
|---|------|---|-----|---|------|
| Season Record..... | 3-12 | At Home..... | 2-5 | When won coin toss..... | 1-2 |
| In NFC West Games..... | 0-5 | On the Road..... | 1-7 | When lost coin toss..... | 2-10 |
| In NFC East Games..... | 1-2 | Outdoors..... | 1-7 | When scored first..... | 2-5 |
| In NFC North Games..... | 0-1 | Indoors..... | 2-5 | When opponent scores first..... | 1-7 |
| In NFC South Games..... | 1-0 | On Natural Grass..... | 3-9 | In overtime games..... | 0-0 |
| In September..... | 1-2 | When Cards out-rushed opponent..... | 2-6 | When Cards out-passed opponent..... | 1-4 |
| In October..... | 0-5 | While wearing white jersey/white pants..... | 1-6 | While wearing red jersey/red pants..... | 2-4 |
| In November..... | 1-3 | While wearing alternate black uniform..... | 0-2 | When playing in the Eastern Time Zone..... | 1-2 |
| In December..... | 1-2 | When Yielding 20 Points or Less..... | 2-1 | When Tied at Halftime..... | 0-0 |
| In January..... | 0-0 | When Scoring 20 Points or More..... | 3-4 | When Led at the End of 3 rd Quarter..... | 3-2 |
| With roof open at State Farm Stadium..... | 0-2 | When Led at Halftime..... | 2-3 | When Trailed at the End of 3 rd Quarter..... | 0-10 |
| With roof closed at State Farm Stadium..... | 2-3 | When Trailed at Halftime..... | 1-9 | When Tied at the End of 3 rd Quarter..... | 0-0 |
| When Arizona had a 100-yd rusher..... | 1-1 | When Arizona had a 300-yard passer..... | 0-0 | When opponent had a 300-yard passer..... | 0-3 |
| When opp. had a 100-yd rusher..... | 1-7 | When opponent had a 100-yd receiver..... | 1-1 | When Arizona won turnover margin..... | 2-6 |
| When Arizona had a 100-yd receiver..... | 1-1 | When opp. had a 100-yd receiver..... | 0-6 | When opponent won turnover margin..... | 1-5 |

Booth Initiated Reviews

| Date | Opp | Explanation | Result |
|-------|---------|--|----------|
| 10-1 | @ SF | Reviewed the short of the line to gain ruling for ARZ RB Joshua Dobbs-(First down) | Reversed |
| 10-15 | @ LAR | Reviewed the fumble ruling in endzone for LAR RB Kyren Williams-(Touchdown) | Reversed |
| 10-29 | vs. BAL | Reviewed the fumble ruling for BAL QB Lamar Jackson-(Incomplete) | Reversed |
| 11-5 | @ CLV | Reviewed the pass completion ruling for CLV WR Elijah Moore | Upheld |
| 11-12 | vs. ATL | Reviewed the runner broke the plane ruling for ARZ WR Michael Wilson-(Short of TD) | Reversed |
| 11-19 | @ HOU | Reviewed the punt touched ruling for ARZ CB Antonio Hamilton | Upheld |
| 11-26 | vs. LAR | Reviewed the pass completion ruling for ARZ WR Rondale Moore-(Incomplete) | Reversed |
| 12-3 | @ PIT | Reviewed the pass completion ruling for ARZ TE Trey McBride-(Incomplete) | Reversed |
| 12-17 | vs. SF | Reviewed the fumble ruling for SF PR Ronnie Bell-(Down by contact) | Reversed |

Arizona Instant Replay Challenges (0-0)

| Date | Opp | Explanation | Result |
|------|-----|-------------|--------|
|------|-----|-------------|--------|

Opponent Instant Replay Challenges (4 of 6)

| Date | Opp | Explanation | Result |
|-------|---------|--|----------|
| 9-10 | @ WAS | Challenged the runner was short of the line to gain ruling for WAS RB Antonio Gibson | Upheld |
| 9-17 | vs. NYG | Challenged the pass completion ruling for ARZ WR Rondale Moore | Upheld |
| 10-22 | @ SEA | Challenged the pass completion ruling for ARZ RB Emari Demercado-(Incomplete) | Reversed |
| | | Challenged the incomplete pass ruling for SEA WR Jake Bobo-(Touchdown) | Reversed |
| 10-29 | vs. BAL | Challenged the runner was out of bounds ruling for ARZ TE Trey McBride-(Inbounds) | Reversed |
| 11-19 | @ HOU | Challenged the pass completion ruling for ARZ TE Elijah Higgins-(Incomplete) | Reversed |

Overtime Scoring Plays (0-0)

| Date | Opp | Play |
|------|-----|------|
|------|-----|------|

Arizona Defensive Touchdowns

| Date | Opp | Play |
|------|-------|--|
| 9-10 | @ WAS | LB Cameron Thomas two-yard fumble return for a touchdown |



CARDINALS MISCELLANEOUS STATS

Arizona Kick/Punt Return Touchdowns

| Date | Opp | Play |
|------|-----|------|
|------|-----|------|

Arizona Two-Point Conversion Attempts (3 of 12)

| Date | Opp | Play |
|-------|---------|--|
| 9-17 | vs. NYG | Run by QB Joshua Dobbs is successful |
| 9-24 | vs. DAL | Run by RB James Conner fails |
| | | Pass attempt from QB Joshua Dobbs to WR Marquise Brown fails |
| 10-1 | @ SF | Run by RB James Conner fails |
| 10-29 | vs. BAL | Run by QB Joshua Dobbs is successful |
| | | Pass attempt from QB Joshua Dobbs to WR Marquise Brown fails |
| 11-12 | vs. ATL | Pass attempt from QB Kyler Murray to RB James Conner fails |
| 11-19 | @ HOU | Run by QB Kyler Murray fails |
| 11-26 | vs. LAR | Run by QB Clayton Tune is successful |
| | | Pass attempt from QB Kyler Murray to WR Marquise Brown fails |
| 12-17 | vs. SF | Pass attempt from QB Kyler Murray to RB James Conner fails |
| 12-24 | @ CHI | Pass attempt from QB Kyler Murray to WR Rondale Moore fails |

Arizona Onside Kick Attempts/Recoveries (1 of 4)

| Date | Opp | Play |
|-------|---------|---|
| 10-29 | vs. BAL | K Matt Prater onside kick is recovered by ARZ LB Owen Pappoe |
| | | K Matt Prater onside kick is recovered by BAL WR Nelson Agholor |
| 11-26 | vs. LAR | K Matt Prater onside kick is recovered by LAR TE Tyler Higbee |
| 12-17 | vs. SF | K Matt Prater onside kick is recovered by SF WR Brandon Aiyuk |

CARDINALS SCORING DRIVES



CARDINALS 2023 REGULAR SEASON SCORING DRIVES

| DATE | OPPONENT | ACQUIRED | DRIVE START | PLAYS | YARDS | Q | TIME | FIRST DOWNS | SCORING PLAY | ARI | OPP |
|------------|------------------|--------------|--------------|------------|-------------|----|-------------|-------------|--|-----|-----|
| 09/10 | at Washington | Kickoff | ARI 25 | 8 | 64 | Q1 | 3:22 | 2 | M. Prater: 28-yard FG | 3 | 7 |
| | | Interception | WAS 37 | 4 | 1 | Q2 | 1:20 | 0 | M. Prater: 54-yard FG | 6 | 7 |
| | | Kickoff | ARI 25 | 11 | 56 | Q3 | 4:51 | 4 | M. Prater: 37-yard FG | 16 | 10 |
| 09/17 | N.Y. Giants | Punt | ARI 14 | 9 | 86 | Q1 | 4:41 | 6 | J. Conner: 4-yard run | 7 | 0 |
| | | Punt | ARI 20 | 7 | 80 | Q1 | 3:27 | 4 | Q2: J. Dobbs: 23-yard run | 14 | 0 |
| | | Punt | ARI 27 | 9 | 54 | Q2 | 5:02 | 3 | M. Prater: 37-yard FG | 17 | 0 |
| | | Interception | NYG 34 | 6 | 8 | Q2 | 3:11 | 1 | M. Prater: 44-yard FG | 20 | 0 |
| 09/24 | Dallas | Kickoff | ARI 25 | 8 | 75 | Q3 | 4:09 | 5 | M. Brown: 3-yard pass from J. Dobbs | 28 | 7 |
| | | Kickoff | ARI 25 | 6 | 54 | Q1 | 2:29 | 1 | M. Prater: 39-yard FG | 3 | 0 |
| | | Punt | ARI 18 | 7 | 82 | Q1 | 3:49 | 5 | J. Conner: 5-yard run | 9 | 0 |
| | | Kickoff | ARI 25 | 7 | 75 | Q1 | 4:17 | 3 | Q2: R. Moore: 45-yard run | 15 | 3 |
| | | Kickoff | ARI 25 | 10 | 50 | Q2 | 4:04 | 3 | M. Prater: 43-yard FG | 18 | 10 |
| 10/01 | at San Francisco | Punt | ARI 29 | 5 | 27 | Q2 | 0:25 | 2 | M. Prater: 62-yard FG | 21 | 10 |
| | | Kickoff | ARI 24 | 4 | 76 | Q4 | 2:11 | 2 | M. Brown: 2-yard pass from J. Dobbs | 28 | 16 |
| | | Kickoff | ARI 40 | 13 | 40 | Q2 | 6:00 | 3 | M. Prater: 38-yard FG | 3 | 14 |
| 10/08 | Cincinnati | Kickoff | ARI 13 | 13 | 87 | Q2 | 4:59 | 5 | M. Wilson: 16-yard pass from J. Dobbs | 10 | 21 |
| | | Punt | ARI 1 | 11 | 99 | Q3 | 6:25 | 6 | M. Wilson: 8-yard pass from J. Dobbs | 16 | 21 |
| | | Kickoff | ARI 25 | 9 | 75 | Q1 | 4:21 | 4 | Q2: M. Brown: 25-yard pass from J. Dobbs | 7 | 10 |
| 10/15 | at L.A. Rams | Punt | CIN 49 | 5 | 49 | Q2 | 2:13 | 3 | Z. Ertz: 4-yard pass from J. Dobbs | 14 | 10 |
| | | Kickoff | ARI 25 | 11 | 75 | Q3 | 6:06 | 5 | E. Demercado: 11-yard run | 20 | 24 |
| | | Kickoff | ARI 25 | 8 | 38 | Q1 | 3:35 | 2 | M. Prater: 55-yard FG | 3 | 0 |
| 10/22 | at Seattle | Fumble | LAR 17 | 4 | 3 | Q2 | 0:52 | 0 | M. Prater: 32-yard FG | 6 | 3 |
| | | Punt | ARI 28 | 11 | 63 | Q2 | 4:22 | 4 | M. Prater: 27-yard FG | 9 | 3 |
| | | Punt | SEA 30 | 4 | 4 | Q1 | 1:22 | 0 | M. Prater: 44-yard FG | 3 | 7 |
| 10/29 | Baltimore | Punt | ARI 20 | 8 | 80 | Q2 | 4:27 | 6 | J. Dobbs: 25-yard run | 9 | 7 |
| | | Kickoff | ARI 25 | 12 | 75 | Q1 | 6:55 | 6 | J. Dobbs: 1-yard run | 7 | 0 |
| | | Kickoff | ARI 25 | 9 | 75 | Q4 | 2:55 | 4 | T. McBride: 17-yard pass from J. Dobbs | 15 | 24 |
| 11/12 | Atlanta | Kickoff | ARI 25 | 10 | 75 | Q4 | 1:37 | 6 | M. Brown: 1-yard pass from J. Dobbs | 21 | 31 |
| | | Onside Kick | 50 yard line | 5 | 21 | Q4 | 0:48 | 1 | M. Prater: 47-yard FG | 24 | 31 |
| | | Punt | ARI 4 | 15 | 63 | Q1 | 7:48 | 5 | M. Prater: 51-yard FG | 3 | 0 |
| | | Kickoff | ARI 25 | 6 | 47 | Q2 | 2:55 | 2 | M. Prater: 46-yard FG | 6 | 7 |
| | | Kickoff | ARI 25 | 9 | 75 | Q2 | 3:57 | 4 | K. Murray: 6-yard run | 12 | 14 |
| | | Punt | ARI 24 | 9 | 38 | Q3 | 4:49 | 3 | M. Prater: 56-yard FG | 15 | 14 |
| 11/19 | at Houston | Punt | ATL 21 | 3 | 21 | Q3 | 0:49 | 2 | C. Tune: 1-yard run | 22 | 17 |
| | | Kickoff | ARI 25 | 11 | 70 | Q4 | 2:33 | 3 | M. Prater: 23-yard FG | 25 | 23 |
| | | Kickoff | ARI 25 | 3 | 75 | Q1 | 1:32 | 3 | R. Moore: 48-yard pass from K. Murray | 7 | 0 |
| 11/26 | L.A. Rams | Kickoff | ARI 25 | 9 | 36 | Q1 | 4:27 | 3 | M. Prater: 57-yard FG | 10 | 7 |
| | | Kickoff | ARI 38 | 12 | 62 | Q3 | 6:23 | 6 | K. Murray: 1-yard run | 16 | 21 |
| | | Kickoff | ARI 25 | 12 | 75 | Q1 | 6:28 | 7 | K. Murray: 2-yard run | 8 | 7 |
| 12/03 | at Pittsburgh | Kickoff | ARI 25 | 10 | 75 | Q4 | 3:07 | 4 | G. Dortch: 6-yard pass from K. Murray | 14 | 37 |
| | | Punt | ARI 35 | 7 | 32 | Q1 | 3:32 | 2 | M. Prater: 51-yard FG | 3 | 3 |
| | | Downs | ARI 1 | 15 | 99 | Q2 | 4:36 | 5 | T. McBride: 5-yard pass from K. Murray | 10 | 3 |
| | | Fumble | PIT 21 | 7 | 21 | Q3 | 3:11 | 3 | J. Conner: 1-yard run | 17 | 3 |
| 12/17 | San Francisco | Punt | PIT 33 | 4 | 33 | Q4 | 2:08 | 2 | J. Conner: 9-yard run | 24 | 3 |
| | | Kickoff | ARI 25 | 7 | 75 | Q1 | 4:20 | 4 | J. Conner: 2-yard run | 7 | 0 |
| | | Kickoff | ARI 25 | 8 | 35 | Q1 | 5:11 | 2 | Q2: M. Prater: 58-yard FG | 10 | 14 |
| | | Punt | ARI 31 | 11 | 44 | Q2 | 6:15 | 3 | M. Prater: 43-yard FG | 13 | 14 |
| | | Punt | ARI 10 | 12 | 81 | Q3 | 6:18 | 4 | M. Prater: 28-yard FG | 16 | 28 |
| | | Kickoff | ARI 25 | 8 | 75 | Q3 | 4:38 | 3 | Q4: E. Demercado: 49-yard run | 22 | 35 |
| 12/24 | at Chicago | Kickoff | ARI 25 | 12 | 75 | Q4 | 2:22 | 4 | E. Higgins: 8-yard pass from K. Murray | 29 | 45 |
| | | Kickoff | ARI 25 | 9 | 75 | Q2 | 4:45 | 5 | J. Conner: 16-yard pass from K. Murray | 7 | 21 |
| | | Kickoff | ARI 43 | 5 | 20 | Q3 | 2:48 | 1 | M. Prater: 55-yard FG | 10 | 21 |
| 12/31 | -- | -- | -- | -- | -- | -- | -- | -- | -- | -- | |
| 01/07 | -- | -- | -- | -- | -- | -- | -- | -- | -- | -- | |
| AVG | | | | 8.4 | 57.2 | | 3:49 | 3.4 | | | |



CARDINALS DEFENSIVE SUMMARIES

SEPTEMBER 10, 2023 CARDINALS @ WASHINGTON COMMANDERS L 20-16

| TOP TACKLERS | | SACKS | | INTS | | FORCED FUMBLES | | RECOVERED FUMBLES | |
|--------------|-----|--------------|-----|------------|-----|----------------|-----|-------------------|-----|
| PLAYER | NO. | PLAYER | NO. | PLAYER | NO. | PLAYER | NO. | PLAYER | NO. |
| K. White | 9 | D. Gardeck | 2.0 | Z. Collins | 1 | V. Dimukeje | 1 | Z. Collins | 1 |
| K. Wallace | 7 | V. Dimukeje | 1.0 | | | D. Gardeck | 1 | C. Thomas | 1 |
| J. Ledbetter | 6 | L. Fotu | 1.0 | | | | | | |
| M. Wilson | 6 | J. Ledbetter | 1.0 | | | | | | |
| B. Baker | 5 | C. Watkins | 1.0 | | | | | | |

SEPTEMBER 17, 2023 CARDINALS VS. NEW YORK GIANTS L 31-28

| TOP TACKLERS | | SACKS | | INTS | | FORCED FUMBLES | | RECOVERED FUMBLES | |
|--------------|-----|-------------|-----|-------------|-----|----------------|-----|-------------------|-----|
| PLAYER | NO. | PLAYER | NO. | PLAYER | NO. | PLAYER | NO. | PLAYER | NO. |
| K. Wallace | 8 | D. Gardeck | 1.0 | J. Thompson | 1 | | | | |
| K. Barnes | 7 | K. White | 1.0 | | | | | | |
| J. Thompson | 7 | Z. Collins | 0.5 | | | | | | |
| K. White | 7 | V. Dimukeje | 0.5 | | | | | | |
| K. Clark | 5 | | | | | | | | |

SEPTEMBER 24, 2023 CARDINALS VS. DALLAS COWBOYS W 28-16

| TOP TACKLERS | | SACKS | | INTS | | FORCED FUMBLES | | RECOVERED FUMBLES | |
|--------------|-----|-------------|-----|----------|-----|----------------|-----|-------------------|-----|
| PLAYER | NO. | PLAYER | NO. | PLAYER | NO. | PLAYER | NO. | PLAYER | NO. |
| K. White | 14 | Z. Collins | 1.0 | K. White | 1 | | | | |
| K. Clark | 10 | V. Dimukeje | 1.0 | | | | | | |
| J. Thompson | 8 | | | | | | | | |
| K. Barnes | 7 | | | | | | | | |
| K. Wallace | 7 | | | | | | | | |

OCTOBER 1, 2023 CARDINALS @ SAN FRANCISCO 49ERS L 35-16

| TOP TACKLERS | | SACKS | | INTS | | FORCED FUMBLES | | RECOVERED FUMBLES | |
|--------------|-----|------------|-----|--------|-----|----------------|-----|-------------------|-----|
| PLAYER | NO. | PLAYER | NO. | PLAYER | NO. | PLAYER | NO. | PLAYER | NO. |
| E. Turner | 9 | D. Gardeck | 1.0 | | | | | | |
| K. Wallace | 8 | | | | | | | | |
| K. White | 7 | | | | | | | | |
| K. Clark | 5 | | | | | | | | |
| Z. Collins | 4 | | | | | | | | |

OCTOBER 8, 2023 CARDINALS VS. CINCINNATI BENGALS L 34-20

| TOP TACKLERS | | SACKS | | INTS | | FORCED FUMBLES | | RECOVERED FUMBLES | |
|-----------------|-----|------------|-----|------------|-----|----------------|-----|-------------------|-----|
| PLAYER | NO. | PLAYER | NO. | PLAYER | NO. | PLAYER | NO. | PLAYER | NO. |
| M. Wilson | 11 | Z. Collins | 1.0 | K. Wallace | 1 | J. Thompson | 1 | | |
| K. Wallace | 10 | D. Stills | 1.0 | | | | | | |
| K. White | 10 | K. Strong | 1.0 | | | | | | |
| A. Hamilton Sr. | 7 | | | | | | | | |
| D. Stills | 6 | | | | | | | | |

OCTOBER 15, 2023 CARDINALS @ LOS ANGELES RAMS L 26-9

| TOP TACKLERS | | SACKS | | INTS | | FORCED FUMBLES | | RECOVERED FUMBLES | |
|-----------------|-----|-------------|-----|--------|-----|----------------|-----|-------------------|-----|
| PLAYER | NO. | PLAYER | NO. | PLAYER | NO. | PLAYER | NO. | PLAYER | NO. |
| K. White | 8 | V. Dimukeje | 1.0 | | | | | | |
| J. Woods | 6 | K. Strong | 1.0 | | | | | | |
| A. Chachere | 5 | K. White | 1.0 | | | | | | |
| A. Hamilton Sr. | 5 | | | | | | | | |
| M. Wilson | 5 | | | | | | | | |

CARDINALS DEFENSIVE SUMMARIES



OCTOBER 22, 2023
CARDINALS @ SEATTLE SEAHAWKS
L 20-10

| TOP TACKLERS | | SACKS | | INTS | | FORCED FUMBLES | | RECOVERED FUMBLES | |
|--------------|-----|--------------|-----|-------------|-----|----------------|-----|-------------------|-----|
| PLAYER | NO. | PLAYER | NO. | PLAYER | NO. | PLAYER | NO. | PLAYER | NO. |
| B. Baker | 6 | Z. Collins | 1.0 | G. Williams | 1 | | | K. Strong | 1 |
| A. Chachere | 6 | J. Ledbetter | 0.5 | | | | | | |
| J. Woods | 6 | K. Strong | 0.5 | | | | | | |
| K. Strong | 5 | | | | | | | | |
| K. White | 5 | | | | | | | | |

OCTOBER 29, 2023
CARDINALS VS. BALTIMORE RAVENS
L 31-24

| TOP TACKLERS | | SACKS | | INTS | | FORCED FUMBLES | | RECOVERED FUMBLES | |
|-----------------|-----|-------------|-----|--------|-----|----------------|-----|-------------------|-----|
| PLAYER | NO. | PLAYER | NO. | PLAYER | NO. | PLAYER | NO. | PLAYER | NO. |
| K. White | 9 | D. Stills | 1.5 | | | J. Woods | 1 | | |
| B. Baker | 6 | B. Ojulari | 1.0 | | | | | | |
| J. Thompson | 6 | B. Stille | 1.0 | | | | | | |
| A. Hamilton Sr. | 5 | V. Dimukeje | 0.5 | | | | | | |
| D. Stills | 5 | | | | | | | | |

NOVEMBER 5, 2023
CARDINALS @ CLEVELAND BROWNS
L 27-0

| TOP TACKLERS | | SACKS | | INTS | | FORCED FUMBLES | | RECOVERED FUMBLES | |
|--------------|-----|----------|-----|--------|-----|----------------|-----|-------------------|-----|
| PLAYER | NO. | PLAYER | NO. | PLAYER | NO. | PLAYER | NO. | PLAYER | NO. |
| B. Baker | 10 | L. Fotu | 0.5 | | | | | | |
| K. White | 7 | J. Woods | 0.5 | | | | | | |
| K. Strong | 6 | | | | | | | | |
| J. Woods | 6 | | | | | | | | |
| L. Fotu | 5 | | | | | | | | |

NOVEMBER 12, 2023
CARDINALS VS. ATLANTA FALCONS
W 25-23

| TOP TACKLERS | | SACKS | | INTS | | FORCED FUMBLES | | RECOVERED FUMBLES | |
|--------------|-----|------------|-----|--------|-----|----------------|-----|-------------------|-----|
| PLAYER | NO. | PLAYER | NO. | PLAYER | NO. | PLAYER | NO. | PLAYER | NO. |
| K. White | 11 | B. Ojulari | 2.0 | | | | | | |
| B. Baker | 10 | D. Gardeck | 1.0 | | | | | | |
| B. Ojulari | 8 | | | | | | | | |
| Z. Collins | 5 | | | | | | | | |
| D. Gardeck | 5 | | | | | | | | |

NOVEMBER 19, 2023
CARDINALS @ HOUSTON TEXANS
L 21-16

| TOP TACKLERS | | SACKS | | INTS | | FORCED FUMBLES | | RECOVERED FUMBLES | |
|--------------|-----|-------------|-----|-----------------|-----|----------------|-----|-------------------|-----|
| PLAYER | NO. | PLAYER | NO. | PLAYER | NO. | PLAYER | NO. | PLAYER | NO. |
| J. Thompson | 8 | L. Fotu | 1.0 | K. Barnes | 1 | | | | |
| J. Woods | 7 | B. Ojulari | 1.0 | A. Hamilton Sr. | 1 | | | | |
| M. Wilson | 6 | D. Stills | 1.0 | J. Thompson | 1 | | | | |
| R. Lopez | 5 | J. Thompson | 1.0 | | | | | | |
| B. Baker | 4 | | | | | | | | |

NOVEMBER 26, 2023
CARDINALS VS. LOS ANGELES RAMS
L 37-14

| TOP TACKLERS | | SACKS | | INTS | | FORCED FUMBLES | | RECOVERED FUMBLES | |
|--------------|-----|--------|-----|-------------|-----|----------------|-----|-------------------|-----|
| PLAYER | NO. | PLAYER | NO. | PLAYER | NO. | PLAYER | NO. | PLAYER | NO. |
| B. Baker | 9 | | | J. Thompson | 1 | | | | |
| K. Clark | 9 | | | | | | | | |
| K. Barnes | 7 | | | | | | | | |
| J. Thompson | 7 | | | | | | | | |
| B. Ojulari | 5 | | | | | | | | |



CARDINALS DEFENSIVE SUMMARIES

DECEMBER 3, 2023
CARDINALS @ PITTSBURGH STEELERS
W 24-10

| TOP TACKLERS | | SACKS | | INTS | | FORCED FUMBLES | | RECOVERED FUMBLES | |
|--------------|-----|--------|-----|--------|-----|----------------|-----|-------------------|-----|
| PLAYER | NO. | PLAYER | NO. | PLAYER | NO. | PLAYER | NO. | PLAYER | NO. |
| J. Woods | 12 | | | | | | | D. Stills | 1 |
| B. Baker | 8 | | | | | | | | |
| J. Thompson | 7 | | | | | | | | |
| K. Strong | 5 | | | | | | | | |
| K. Barnes | 4 | | | | | | | | |

DECEMBER 17, 2023
CARDINALS VS. SAN FRANCISCO 49ERS
L 45-29

| TOP TACKLERS | | SACKS | | INTS | | FORCED FUMBLES | | RECOVERED FUMBLES | |
|--------------|-----|--------|-----|--------|-----|----------------|-----|-------------------|-----|
| PLAYER | NO. | PLAYER | NO. | PLAYER | NO. | PLAYER | NO. | PLAYER | NO. |
| J. Thompson | 6 | | | | | | | | |
| B. Baker | 5 | | | | | | | | |
| R. Lopez | 5 | | | | | | | | |
| S. Thomas V | 5 | | | | | | | | |
| G. Williams | 5 | | | | | | | | |

DECEMBER 24, 2023
CARDINALS @ CHICAGO BEARS
L 27-16

| TOP TACKLERS | | SACKS | | INTS | | FORCED FUMBLES | | RECOVERED FUMBLES | |
|--------------|-----|------------|-----|-------------|-----|----------------|-----|-------------------|-----|
| PLAYER | NO. | PLAYER | NO. | PLAYER | NO. | PLAYER | NO. | PLAYER | NO. |
| B. Baker | 10 | D. Gardeck | 1.0 | J. Thompson | 1 | | | | |
| K. Barnes | 9 | | | | | | | | |
| S. Thomas V | 8 | | | | | | | | |
| K. Strong | 5 | | | | | | | | |
| J. Thompson | 5 | | | | | | | | |

CARDINALS TURNOVER ANALYSIS



2023 REGULAR SEASON - DEFENSIVE TAKEAWAYS

| DATE | OPPONENT | TAKEAWAY | QTR. | SCORE | YD-LINE | RESULT |
|-------|------------------|--|------|-------|----------|-------------|
| 09/10 | at Washington | Z. Collins INT (S. Howell) | 2 | 3-7 | WAS-38 | FG |
| | | Z. Collins FR (V. Dimukeje FF) | 2 | 6-7 | ARZ-16 | Punt |
| | | C. Thomas FR (D. Gardeck FF) | 2 | 13-7 | WAS-2 | TD |
| 09/17 | N.Y. Giants | J. Thompson INT (D. Jones) | 2 | 17-0 | ARZ-31 | FG |
| 09/24 | Dallas | K. White INT (D. Prescott: touchback) | 4 | 28-16 | ARZ-(-4) | EOG |
| 10/01 | at San Francisco | None | | | | |
| 10/08 | Cincinnati | K. Wallace INT (J. Burrow) | 3 | 20-24 | ARZ-32 | Downs |
| 10/15 | at L.A. Rams | None | | | | |
| 10/22 | at Seattle | G. Williams INT (G. Smith) | 3 | 10-17 | ARZ-1 | Punt |
| | | K. Strong FR (G. Smith fumble) | 4 | 10-17 | SEA-34 | Missed FG |
| 10/29 | Baltimore | None | | | | |
| 11/05 | at Cleveland | None | | | | |
| 11/12 | Atlanta | None | | | | |
| 11/19 | at Houston | J. Thompson INT (C. Stroud: touchback) | 2 | 10-14 | ARZ-0 | Punt |
| | | K. Barnes INT (C. Stroud) | 4 | 16-21 | ARZ-3 | Downs |
| | | A. Hamilton Sr. INT (C. Stroud) | 4 | 16-21 | ARZ-19 | Downs |
| 11/26 | L.A. Rams | J. Thompson INT (M. Stafford) | 2 | 8-21 | ARZ-34 | End of Half |
| 12/03 | at Pittsburgh | D. Stills FR (M. Trubisky fumble) | 3 | 10-3 | PIT-21 | TD |
| 12/17 | San Francisco | None | | | | |
| 12/24 | at Chicago | J. Thompson INT (J. Fields: touchback) | 4 | 10-24 | ARZ-(-4) | TD |
| 12/31 | | -- | -- | -- | -- | -- |
| 01/07 | | -- | -- | -- | -- | -- |

2023 REGULAR SEASON - OFFENSIVE GIVEAWAYS

| DATE | OPPONENT | TAKEAWAY | QTR. | SCORE | YD-LINE | RESULT |
|-------|------------------|--|------|-------|---------|-----------|
| 09/10 | at Washington | J. Dobbs fumble (M. Sweat FF; D. Payne FR) | 3 | 16-10 | ARZ-29 | TD |
| | | J. Dobbs fumble (M. Sweat FF; A. Anderson FR) | 4 | 16-17 | ARZ-37 | FG |
| 09/17 | N.Y. Giants | None | | | | |
| 09/24 | Dallas | None | | | | |
| 10/01 | at San Francisco | None | | | | |
| 10/08 | Cincinnati | J. Dobbs INT (C. Taylor-Britt) | 2 | 14-17 | ARZ-11 | TD |
| | | J. Dobbs fumble (T. Hendrickson FF; S. Hubbard FR) | 4 | 20-31 | ARZ-28 | FG |
| | | J. Dobbs INT (G. Pratt) | 4 | 20-34 | ARZ-48 | Punt |
| 10/15 | at L.A. Rams | J. Dobbs INT (C. Rozeboom) | 4 | 9-16 | LA-12 | TD |
| | | J. Dobbs fumble (B. Young FF; Q. Lake FR) | 4 | 9-23 | ARZ-33 | FG |
| 10/22 | at Seattle | None | | | | |
| 10/29 | Baltimore | J. Dobbs INT (B. Stephens) | 2 | 7-7 | ARZ-47 | TD |
| | | J. Dobbs INT (G. Stone) | 3 | 7-14 | ARZ-24 | TD |
| 11/05 | at Cleveland | C. Tune INT (D. Ward) | 2 | 0-3 | ARZ-49 | TD |
| | | C. Tune fumble (S. Harris FF; M. Garrett FR) | 3 | 0-13 | ARZ-12 | TD |
| | | C. Tune INT (S. Takitaki) | 3 | 0-20 | CLV-24 | Missed FG |
| 11/12 | Atlanta | K. Murray INT (N. Landman) | 3 | 15-14 | ARZ-39 | FG |
| 11/19 | at Houston | K. Murray INT (D. Stingley Jr.) | 2 | 10-14 | HST-25 | INT |
| 11/26 | L.A. Rams | None | | | | |
| 12/03 | at Pittsburgh | None | | | | |
| 12/17 | San Francisco | K. Murray INT (C. Ward) | 1 | 7-14 | SF-34 | TD |
| | | K. Murray INT (C. Ward) | 4 | 22-42 | SF-40 | FG |
| 12/24 | at Chicago | None | | | | |
| 12/31 | | -- | -- | -- | -- | -- |
| 01/07 | | -- | -- | -- | -- | -- |

2023 REGULAR SEASON - SPECIAL TEAMS/MISC TAKEAWAYS

| DATE | OPPONENT | TAKEAWAY | QTR. | SCORE | YD-LINE | RESULT |
|-------|--------------|------------------------------|------|-------|---------|--------|
| 10/15 | at L.A. Rams | B. Price FR (J. Blount FF) | 2 | 3-3 | LA-17 | FG |
| 10/22 | at Seattle | D. Gardeck FR (J. Blount FF) | 1 | 0-7 | SEA-32 | FG |

2023 REGULAR SEASON - SPECIAL TEAMS/MISC GIVEAWAYS

| DATE | OPPONENT | TAKEAWAY | QTR. | SCORE | YD-LINE | RESULT |
|-------|------------|--------------------------------|------|-------|---------|--------|
| 11/19 | at Houston | A. Hamilton Sr.; K. Hollman FR | 4 | 16-21 | ARZ-25 | INT |

2023 REGULAR SEASON - TURNOVERS

| | | |
|-----------------------|--|--|
| Offense: | 16 Giveaways 71 Points (8 TD, 5 FG) | Ratio -1 (16 takeaways, 17 giveaways) |
| Defense: | 14 Takeaways 26 Points (3 TD, 2 FG) | |
| Special Teams: | 1 Giveaway 0 Points (0 TD, 0 FG) | Points Off Turnovers Ratio -39 (32 scored, 71 allowed) |
| | 2 Takeaways 6 Points (0 TD, 2 FG) | |



CARDINALS BIG PLAYS

| DATE | OPPONENT | RUSHES | | | | RECEPTIONS | | | | RETURNS | | | |
|-------|------------------|--------|-----------------|-----|-----------------|------------|----------------|-----|--------|---------|----------------------|-----|--------|
| | | GAIN | PLAYER | QTR | RESULT | GAIN | PLAYER | QTR | RESULT | GAIN | PLAYER | QTR | RESULT |
| 09/10 | at Washington | 29 | Marquise Brown | 1 | FG | 31 | Rondale Moore | 1 | FG | | | | |
| | | 12 | James Conner | 3 | Punt | | | | | | | | |
| 09/17 | N.Y. Giants | 17 | James Conner | 1 | Miss FG | 21 | Michael Wilson | 1 | TD | 35 | Jalen Thompson (INT) | 2 | INT |
| | | 13 | Joshua Dobbs | 1 | TD | 23 | Trey McBride | 1 | TD | | | | |
| | | 23t | Joshua Dobbs | 2 | TD | 22 | Marquise Brown | 2 | FG | | | | |
| | | 22 | James Conner | 3' | TD | | | | | | | | |
| | | 10 | James Conner | 3' | TD | | | | | | | | |
| | | 21 | James Conner | 3 | TD | | | | | | | | |
| 09/24 | Dallas | 44 | Joshua Dobbs | 1 | FG | 23 | Marquise Brown | 3 | Punt | | | | |
| | | 20 | James Conner | 1 | TD | 69 | Michael Wilson | 4 | TD | | | | |
| | | 45t | Rondale Moore | 2 | TD | | | | | | | | |
| | | 26 | James Conner | 2' | FG | | | | | | | | |
| | | 12 | James Conner | 2 | FG | | | | | | | | |
| 10/01 | at San Francisco | 11 | James Conner | 3 | TD | 33 | Michael Wilson | 2 | TD | | | | |
| | | 12 | Joshua Dobbs | 4 | Punt | 41 | Marquise Brown | 3 | TD | | | | |
| 10/08 | Cincinnati | 35 | James Conner | 2 | TD | 25t | Marquise Brown | 2 | TD | | | | |
| | | 11t | Emari Demercado | 3 | TD | | | | | | | | |
| | | 41 | Rondale Moore | 3 | Downs | | | | | | | | |
| 10/15 | at L.A. Rams | 24 | Joshua Dobbs | 1' | FG | 22 | Marquise Brown | 3 | INT | | | | |
| | | 12 | Keaontay Ingram | 1' | FG | 26 | Michael Wilson | 4 | Downs | | | | |
| | | 20 | Joshua Dobbs | 2' | FG | 27 | Trey McBride | 4 | Game | | | | |
| | | 11 | Keaontay Ingram | 2 | FG | | | | | | | | |
| 10/22 | at Seattle | 18 | Emari Demercado | 2' | TD | 21 | Marquise Brown | 4 | Downs | | | | |
| | | 15 | Rondale Moore | 2' | TD | | | | | | | | |
| | | 25t | Joshua Dobbs | 2' | TD | | | | | | | | |
| | | 12 | Emari Demercado | 4 | Downs | | | | | | | | |
| 10/29 | Baltimore | 13 | Emari Demercado | 1 | Downs | 29 | Michael Wilson | 4 | TD | | | | |
| | | 14 | Keaontay Ingram | 4 | TD | 21 | Trey McBride | 4 | TD | | | | |
| | | 13 | Joshua Dobbs | 4 | TD | 22 | Trey McBride | 4 | FG | | | | |
| 11/05 | at Cleveland | 11 | Keaontay Ingram | 1 | Punt | | | | | | | | |
| 11/12 | Atlanta | 11 | James Conner | 1 | FG | 28 | Trey McBride | 2 | FG | 49 | Greg Dortch (PR) | 3 | Punt |
| 11/19 | at Houston | 13 | Tony Jones Jr. | 3 | Punt | 28 | Marquise Brown | 2 | TD | | | | |
| | | 10 | James Conner | 4 | Punt | 33 | Trey McBride | 4 | FG | | | | |
| | | 13 | Kyler Murray | 4 | FG | | | | | | | | |
| | | 11 | James Conner | 1' | FG | 48t | Rondale Moore | 1 | TD | 46 | Krys Barnes (INT) | 4 | INT |
| | | 14 | James Conner | 1' | FG | 31 | Greg Dortch | 4 | Downs | | | | |
| 22 | Kyler Murray | 1' | FG | | | | | | | | | | |
| 11 | James Conner | 3 | TD | | | | | | | | | | |
| 10 | Tony Jones Jr. | 4 | Downs | | | | | | | | | | |
| 11/26 | L.A. Rams | 14 | James Conner | 1 | TD | 20 | Rondale Moore | 3 | Punt | | | | |
| | | 10 | Blake Gillikin | 3 | Punt | 36 | Marquise Brown | 4 | TD | | | | |
| | | | | | | 26 | Elijah Higgins | 4 | Game | | | | |
| 12/03 | at Pittsburgh | 19 | Michael Carter | 2 | TD | 21 | Elijah Higgins | 2 | TD | | | | |
| | | 29 | James Conner | 4' | Game | | | | | | | | |
| | | 10 | James Conner | 4' | Game | | | | | | | | |
| | | 11 | James Conner | 4 | Game | | | | | | | | |
| 12/17 | San Francisco | 12 | Kyler Murray | 1 | TD | 38 | Trey McBride | 1 | TD | | | | |
| | | 19 | Michael Carter | 1 | FG | 26 | Geoff Swaim | 1 | INT | | | | |
| | | 15 | Kyler Murray | 2 | FG | | | | | | | | |
| | | 44 | James Conner | 3 | FG | | | | | | | | |
| | | 49t | Emari Demercado | 4 | TD | | | | | | | | |
| 12/24 | at Chicago | 15 | Kyler Murray | 4 | TD | | | | | | | | |
| | | 12 | Kyler Murray | 2' | TD | 22 | Rondale Moore | 2 | Half | 40 | Greg Dortch (KR) | 3 | FG |
| | | 16 | James Conner | 2' | TD | 20 | James Conner | 4' | TD | | | | |
| | | 11 | Kyler Murray | 4 | Game | 38t | Greg Dortch | 4' | TD | | | | |
| | | | | 22 | Emari Demercado | 4 | Game | | | | | | |
| 12/31 | at Philadelphia | -- | -- | -- | -- | -- | -- | -- | -- | -- | -- | -- | |
| TBD | Seattle | -- | -- | -- | -- | -- | -- | -- | -- | -- | -- | -- | |

' - result within the same drive

OPPONENT BIG PLAYS



| DATE | OPPONENT | RUSHES | | | | RECEPTIONS | | | | RETURNS | | | |
|-------|------------------|--------|---------------------|-----|---------|------------|---------------------|-----|---------|---------|-----------------------|-----|--------|
| | | GAIN | PLAYER | QTR | RESULT | GAIN | PLAYER | QTR | RESULT | GAIN | PLAYER | QTR | RESULT |
| 09/10 | at Washington | | | | | 32 | Curtis Samuel | 2 | FG | | | | |
| 09/17 | N.Y. Giants | 14t | Daniel Jones | 3 | TD | 58 | Jalin Hyatt | 3 | TD | | | | |
| | | 13 | Daniel Jones | 3 | TD | 29 | Darius Slayton | 3 | TD | | | | |
| | | 15 | Daniel Jones | 4 | TD | 25 | Darren Waller | 4 | TD | | | | |
| | | 10 | Saquon Barkley | 4' | FG | 31 | Jalin Hyatt | 4 | TD | | | | |
| | | 16 | Saquon Barkley | 4 | FG | | | | | | | | |
| 09/24 | Dallas | 10 | Dak Prescott | 2 | TD | 32 | CeeDee Lamb | 3 | FG | | | | |
| | | 13 | Dak Prescott | 3 | FG | 27 | Michael Gallup | 3 | Downs | | | | |
| | | 31 | Tony Pollard | 3 | Downs | 21 | Michael Gallup | 4 | INT | | | | |
| | | 10 | Rico Dowdle | 4 | FG | | | | | | | | |
| 10/01 | at San Francisco | 12 | Christian McCaffrey | 1' | TD | 42 | Brandon Aiyuk | 2 | TD | | | | |
| | | 18t | Christian McCaffrey | 2' | TD | 25 | Brandon Aiyuk | 3 | Punt | | | | |
| | | 10 | Christian McCaffrey | 3 | Punt | 34 | Brandon Aiyuk | 3 | TD | | | | |
| | | 10 | Christian McCaffrey | 3 | TD | 20 | Brandon Aiyuk | 4 | TD | | | | |
| | | 16 | Christian McCaffrey | 4 | TD | | | | | | | | |
| 10/08 | Cincinnati | 10 | Joe Mixon | 2 | Downs | 63t | Ja'Marr Chase | 3 | TD | | | | |
| | | 10 | Joe Burrow | 3 | TD | | | | | | | | |
| 10/15 | at L.A. Rams | 17 | Kyren Williams | 3' | TD | 37 | Cooper Kupp | 1 | FG | | | | |
| | | 14 | Kyren Williams | 3' | TD | 49 | Cooper Kupp | 2 | FG | | | | |
| | | 10 | Kyren Williams | 3' | TD | 30 | Tutu Atwell | 3 | FG | | | | |
| | | 31 | Kyren Williams | 3 | FG | 21 | Cooper Kupp | 4 | TD | | | | |
| | | 27 | Kyren Williams | 4 | TD | | | | | | | | |
| 10/22 | at Seattle | 25 | Kenneth Walker III | 1 | TD | 31 | Jake Bobo | 1 | Punt | 32 | DeeJay Dallas (PR) | 3 | Punt |
| | | | | | | 28t | Jaxon Smith-Njigba | 1 | TD | | | | |
| | | | | | | 27 | Colby Parkinson | 3' | FG | | | | |
| | | | | | | 25 | Noah Fant | 3 | FG | | | | |
| | | | | | | 29 | Rashod Bateman | 1 | TD | | | | |
| 10/29 | Baltimore | 18 | Rashod Bateman | 4' | TD | 24 | Justice Hill | 2 | TD | | | | |
| | | 13 | Lamar Jackson | 4 | TD | | | | | | | | |
| | | | | | | | | | | | | | |
| 11/05 | at Cleveland | 10 | Kareem Hunt | 2 | TD | 59 | Amari Cooper | 1 | FG | | | | |
| | | 13 | Deshaun Watson | 3 | Miss FG | 49 | Amari Cooper | 4 | TD | | | | |
| 11/12 | Atlanta | 17 | Bijan Robinson | 1' | TD | | | | | | | | |
| | | 10 | Bijan Robinson | 1' | TD | | | | | | | | |
| | | 11 | Taylor Heinicke | 2' | TD | | | | | | | | |
| | | 16 | Taylor Heinicke | 2 | TD | | | | | | | | |
| | | 10 | Bijan Robinson | 4 | Downs | | | | | | | | |
| | | 14 | Bijan Robinson | 4 | TD | | | | | | | | |
| 11/19 | at Houston | 19 | Devin Singletary | 1 | Downs | 22 | Tank Dell | 1 | Downs | | | | |
| | | 11 | Devin Singletary | 2' | TD | 20 | Tank Dell | 1' | TD | | | | |
| | | 11t | Devin Singletary | 2' | TD | 20t | Dalton Schultz | 1' | TD | | | | |
| | | 21 | Devin Singletary | 3 | Miss FG | 23 | Steven Sims | 2 | TD | | | | |
| | | | | | | 40t | Tank Dell | 2 | TD | | | | |
| | | | | | | 23 | Nico Collins | 4 | INT | | | | |
| 11/26 | L.A. Rams | 14 | Royce Freeman | 2 | TD | 42 | Tutu Atwell | 1 | TD | | | | |
| | | 24 | Kyren Williams | 2 | INT | 24 | Kyren Williams | 2 | Miss FG | | | | |
| | | 56 | Kyren Williams | 3 | FG | 21 | Tutu Atwell | 2 | TD | | | | |
| | | 23t | Royce Freeman | 4 | TD | | | | | | | | |
| 12/03 | at Pittsburgh | 18 | Jaylen Warren | 2' | Downs | 38 | George Pickens | 1 | FG | | | | |
| | | 11 | Najee Harris | 2' | Downs | 25 | George Pickens | 3 | Miss FG | | | | |
| | | 11 | Najee Harris | 3 | Miss FG | 26 | Diontae Johnson | 4 | TD | | | | |
| 12/17 | San Francisco | 13 | Christian McCaffrey | 1' | TD | 22 | Jauan Jennings | 2 | Half | 66t | Charvarius Ward (INT) | 1 | INT |
| | | 26 | Christian McCaffrey | 1' | TD | 35 | George Kittle | 3' | TD | | | | |
| | | 18 | Christian McCaffrey | 3' | TD | 41t | Christian McCaffrey | 3' | TD | | | | |
| | | 11 | Christian McCaffrey | 3' | TD | 22 | Brandon Aiyuk | 3 | TD | | | | |
| | | 13 | Christian McCaffrey | 4' | TD | | | | | | | | |
| | | 12 | Christian McCaffrey | 4' | TD | | | | | | | | |
| | | 11 | Deebo Samuel | 4' | TD | | | | | | | | |
| | | 17 | Jordan Mason | 4 | TD | | | | | | | | |
| 12/24 | at Chicago | 13 | Khalil Herbert | 1 | Punt | 53 | Cole Kmet | 1 | TD | | | | |
| | | 15 | Khalil Herbert | 1' | TD | 20 | Cole Kmet | 1 | TD | | | | |
| | | 24 | Justin Fields | 2' | TD | 29 | Cole Kmet | 2 | TD | | | | |
| | | 11t | Khalil Herbert | 2' | TD | | | | | | | | |
| | | 11 | Justin Fields | 3 | Punt | | | | | | | | |
| | | 10 | Justin Fields | 3 | FG | | | | | | | | |
| | | 10 | Roschon Johnson | 4' | INT | | | | | | | | |
| | | 12 | Khalil Herbert | 4' | INT | | | | | | | | |
| | | 39 | Justin Fields | 4 | INT | | | | | | | | |
| 12/31 | at Philadelphia | -- | -- | -- | -- | -- | -- | -- | -- | -- | -- | -- | |
| TBD | Seattle | -- | -- | -- | -- | -- | -- | -- | -- | -- | -- | -- | |



CARDINALS SCORING AND TAKEAWAY CHART

| DATE | OPPONENT | W/L/T | CARDINALS | | | | | | OPPONENTS | | | | | | POINT DIFF | OVERALL RECORD |
|--------------------|------------------|-------------|------------|------------|------------|------------|-----------|-------------|------------|------------|------------|------------|-----------|-------------|-------------|----------------|
| | | | 1ST | 2ND | 3RD | 4TH | OT | TOTAL | 1ST | 2ND | 3RD | 4TH | OT | TOTAL | | |
| 09/10 | at Washington | L | 3 | 10 | 3 | 0 | -- | 16 | 7 | 3 | 0 | 10 | -- | 20 | -4 | 0-1 |
| 09/17 | N.Y. Giants | L | 7 | 13 | 8 | 0 | -- | 28 | 0 | 0 | 14 | 17 | -- | 31 | -3 | 0-2 |
| 09/24 | Dallas | W | 9 | 12 | 0 | 7 | -- | 28 | 3 | 7 | 3 | 3 | -- | 16 | +12 | 1-2 |
| 10/01 | at San Francisco | L | 0 | 10 | 6 | 0 | -- | 16 | 7 | 14 | 0 | 14 | -- | 35 | -19 | 1-3 |
| 10/08 | Cincinnati | L | 0 | 14 | 6 | 0 | -- | 20 | 10 | 7 | 7 | 10 | -- | 34 | -14 | 1-4 |
| 10/15 | at L.A. Rams | L | 3 | 6 | 0 | 0 | -- | 9 | 3 | 3 | 10 | 10 | -- | 26 | -17 | 1-5 |
| 10/22 | at Seattle | L | 3 | 7 | 0 | 0 | -- | 10 | 7 | 7 | 3 | 3 | -- | 20 | -10 | 1-6 |
| 10/29 | Baltimore | L | 7 | 0 | 0 | 17 | -- | 24 | 7 | 7 | 7 | 10 | -- | 31 | -7 | 1-7 |
| 11/05 | at Cleveland | L | 0 | 0 | 0 | 0 | -- | 0 | 0 | 13 | 7 | 7 | -- | 27 | -27 | 1-8 |
| 11/12 | Atlanta | W | 3 | 9 | 10 | 3 | -- | 25 | 0 | 14 | 3 | 6 | -- | 23 | +2 | 2-8 |
| 11/19 | at Houston | L | 10 | 0 | 6 | 0 | -- | 16 | 7 | 14 | 0 | 0 | -- | 21 | -5 | 2-9 |
| 11/26 | L.A. Rams | L | 8 | 0 | 0 | 6 | -- | 14 | 7 | 14 | 3 | 13 | -- | 37 | -23 | 2-10 |
| 12/03 | at Pittsburgh | W | 3 | 7 | 7 | 7 | -- | 24 | 3 | 0 | 0 | 7 | -- | 10 | +14 | 3-10 |
| 12/17 | San Francisco | L | 7 | 6 | 3 | 13 | -- | 29 | 14 | 7 | 14 | 10 | -- | 45 | -16 | 3-11 |
| 12/24 | at Chicago | L | 0 | 7 | 3 | 6 | -- | 16 | 7 | 14 | 3 | 3 | -- | 27 | -11 | 3-12 |
| 2023 TOTALS | | 3-12 | 63 | 101 | 52 | 59 | -- | 275 | 82 | 124 | 74 | 123 | -- | 403 | -128 | 3-12 |
| AVG/GAME | | | 4.2 | 6.7 | 3.5 | 3.9 | -- | 18.3 | 5.5 | 8.3 | 4.9 | 8.2 | -- | 26.9 | -8.5 | |

2023 REGULAR SEASON TAKEAWAY/GIVEAWAY CHART

| DATE | OPPONENT | ARI +/- RATIO | ARI TAKEAWAYS | POINTS OFF TAKEAWAYS | ARI GIVEAWAYS | POINTS OFF GIVEAWAYS | POINTS OFF TO RATIO |
|---------------|------------------|---------------|---------------------------|----------------------|---------------------------|----------------------|---------------------|
| 09/10 | at Washington | +1 | 3 (2 FUM, 1 INT) | 10 | 2 (2 FUM, 0 INT) | 10 | 0 |
| 09/17 | N.Y. Giants | +1 | 1 (0 FUM, 1 INT) | 3 | 0 (0 FUM, 0 INT) | 0 | +3 |
| 09/24 | Dallas | +1 | 1 (0 FUM, 1 INT) | 0 | 0 (0 FUM, 0 INT) | 0 | 0 |
| 10/01 | at San Francisco | 0 | 0 (0 FUM, 0 INT) | 0 | 0 (0 FUM, 0 INT) | 0 | 0 |
| 10/08 | Cincinnati | -2 | 1 (0 FUM, 1 INT) | 0 | 3 (1 FUM, 2 INT) | 10 | -10 |
| 10/15 | at L.A. Rams | -1 | 1 (1 FUM, 0 INT) | 3 | 2 (1 FUM, 1 INT) | 10 | -7 |
| 10/22 | at Seattle | +3 | 3 (2 FUM, 1 INT) | 3 | 0 (0 FUM, 0 INT) | 0 | +3 |
| 10/29 | Baltimore | -2 | 0 (0 FUM, 0 INT) | 0 | 2 (0 FUM, 2 INT) | 14 | -14 |
| 11/05 | at Cleveland | -3 | 0 (0 FUM, 0 INT) | 0 | 3 (1 FUM, 2 INT) | 14 | -14 |
| 11/12 | Atlanta | -1 | 0 (0 FUM, 0 INT) | 0 | 1 (0 FUM, 1 INT) | 3 | -3 |
| 11/19 | at Houston | +1 | 3 (0 FUM, 3 INT) | 0 | 2 (1 FUM, 1 INT) | 0 | 0 |
| 11/26 | L.A. Rams | +1 | 1 (0 FUM, 1 INT) | 0 | 0 (0 FUM, 0 INT) | 0 | 0 |
| 12/03 | at Pittsburgh | +1 | 1 (1 FUM, 0 INT) | 7 | 0 (0 FUM, 0 INT) | 0 | +7 |
| 12/17 | San Francisco | -2 | 0 (0 FUM, 0 INT) | 0 | 2 (0 FUM, 2 INT) | 10 | -10 |
| 12/24 | at Chicago | +1 | 1 (0 FUM, 1 INT) | 6 | 0 (0 FUM, 0 INT) | 0 | +6 |
| 12/31 | | -- | -- | -- | -- | -- | -- |
| TBD | | -- | -- | -- | -- | -- | -- |
| TOTALS | | -1 | 16 (6 FUM, 10 INT) | 32 | 17 (6 FUM, 11 INT) | 71 | -39 |

POSSESSION BREAKDOWN



| DATE | OPPONENT | STARTING QB | POSS | TD | PAT | 2-PT | M-2PT | FG | FGA | FGM | BK-FG | PUNT | INT | FUM | SAF | DWNS | HF | GM | PTS | TD% | SCORE% | PTS/POSS |
|--------------------|------------------|-------------|------------|-----------|-----------|-----------|----------|-----------|-----------|----------|----------|-----------|-----------|----------|----------|-----------|----------|----------|------------|-------------|-------------|-------------|
| 9/10 | at Washington | J. Dobbs | 11 | 0 | 1 | 0 | 0 | 3 | 3 | 0 | 0 | 5 | 0 | 2 | 0 | 1 | 0 | 0 | 9 | 0.0 | 27.3 | 0.82 |
| 9/17 | N.Y. Giants | J. Dobbs | 10 | 3 | 3 | 1 | 1 | 2 | 3 | 1 | 0 | 3 | 0 | 0 | 0 | 0 | 0 | 1 | 28 | 30.0 | 50.0 | 2.80 |
| 9/24 | Dallas | J. Dobbs | 9 | 3 | 1 | 2 | 0 | 3 | 3 | 0 | 0 | 2 | 0 | 0 | 0 | 0 | 0 | 1 | 28 | 33.3 | 66.7 | 3.11 |
| 10/1 | at San Francisco | J. Dobbs | 7 | 2 | 1 | 1 | 0 | 1 | 1 | 0 | 0 | 3 | 0 | 0 | 0 | 1 | 0 | 0 | 16 | 28.6 | 42.9 | 2.29 |
| 10/8 | Cincinnati | J. Dobbs | 13 | 3 | 2 | 0 | 0 | 0 | 0 | 0 | 0 | 4 | 2 | 1 | 0 | 2 | 0 | 1 | 20 | 23.1 | 23.1 | 1.54 |
| 10/15 | at L.A. Rams | J. Dobbs | 12 | 0 | 0 | 0 | 0 | 3 | 3 | 0 | 0 | 3 | 1 | 1 | 0 | 2 | 1 | 1 | 9 | 0.0 | 25.0 | 0.75 |
| 10/22 | at Seattle | J. Dobbs | 11 | 1 | 1 | 0 | 0 | 1 | 2 | 1 | 0 | 5 | 0 | 0 | 0 | 3 | 0 | 0 | 9 | 9.1 | 18.2 | 0.82 |
| 10/29 | Baltimore | J. Dobbs | 13 | 3 | 2 | 2 | 1 | 1 | 1 | 0 | 0 | 4 | 2 | 0 | 0 | 2 | 1 | 0 | 24 | 23.1 | 30.8 | 1.85 |
| 11/5 | at Cleveland | C. Tune | 14 | 0 | 0 | 0 | 0 | 0 | 0 | 0 | 0 | 9 | 2 | 1 | 0 | 1 | 0 | 1 | 0 | 0.0 | 0.0 | 0.00 |
| 11/12 | Atlanta | K. Murray | 10 | 2 | 1 | 1 | 0 | 4 | 4 | 0 | 0 | 3 | 1 | 0 | 0 | 0 | 0 | 0 | 25 | 20.0 | 60.0 | 2.50 |
| 11/19 | at Houston | K. Murray | 10 | 2 | 1 | 1 | 0 | 1 | 1 | 0 | 0 | 2 | 1 | 1 | 0 | 3 | 1 | 0 | 16 | 20.0 | 30.0 | 1.60 |
| 11/26 | L.A. Rams | K. Murray | 11 | 2 | 1 | 2 | 1 | 0 | 1 | 1 | 0 | 5 | 0 | 0 | 0 | 1 | 1 | 1 | 14 | 18.2 | 18.2 | 1.27 |
| 12/3 | at Pittsburgh | K. Murray | 10 | 3 | 3 | 0 | 0 | 1 | 1 | 0 | 0 | 5 | 0 | 0 | 0 | 0 | 0 | 1 | 24 | 30.0 | 40.0 | 2.40 |
| 12/17 | San Francisco | K. Murray | 10 | 3 | 2 | 1 | 0 | 3 | 3 | 0 | 0 | 2 | 2 | 0 | 0 | 0 | 0 | 0 | 29 | 30.0 | 60.0 | 2.90 |
| 12/24 | at Chicago | K. Murray | 12 | 2 | 1 | 1 | 0 | 1 | 1 | 0 | 0 | 6 | 0 | 0 | 0 | 1 | 1 | 1 | 16 | 16.7 | 25.0 | 1.33 |
| 12/31 | at Philadelphia | -- | -- | -- | -- | -- | -- | -- | -- | -- | -- | -- | -- | -- | -- | -- | -- | -- | -- | -- | -- | -- |
| 1/7 | Seattle | -- | -- | -- | -- | -- | -- | -- | -- | -- | -- | -- | -- | -- | -- | -- | -- | -- | -- | -- | -- | -- |
| 2023 TOTALS | | | 163 | 29 | 20 | 12 | 3 | 24 | 27 | 3 | 0 | 61 | 11 | 6 | 0 | 17 | 5 | 8 | 267 | 17.8 | 32.5 | 1.64 |

| DATE | OPPONENT | STARTING QB | POSS | TD | PAT | 2-PT | M-2PT | FG | FGA | FGM | BK-FG | PUNT | INT | FUM | SAF | DWNS | HF | GM | PTS | TD% | SCORE% | PTS/POSS |
|--------------------|------------------|-------------|------------|-----------|-----------|----------|----------|-----------|-----------|----------|----------|-----------|-----------|----------|----------|----------|----------|----------|------------|-------------|-------------|-------------|
| 9/10 | at Washington | S. Howell | 13 | 2 | 2 | 0 | 0 | 2 | 2 | 0 | 0 | 6 | 1 | 2 | 0 | 0 | 0 | 0 | 20 | 15.4 | 30.8 | 1.54 |
| 9/17 | N.Y. Giants | D. Jones | 10 | 4 | 4 | 0 | 0 | 1 | 1 | 0 | 0 | 3 | 1 | 0 | 0 | 0 | 1 | 0 | 31 | 40.0 | 50.0 | 3.10 |
| 9/24 | Dallas | D. Prescott | 8 | 1 | 1 | 0 | 0 | 3 | 3 | 0 | 0 | 2 | 1 | 0 | 0 | 1 | 0 | 0 | 16 | 12.5 | 50.0 | 2.00 |
| 10/1 | at San Francisco | B. Purdy | 8 | 5 | 5 | 0 | 0 | 0 | 0 | 0 | 0 | 1 | 0 | 0 | 0 | 0 | 1 | 1 | 35 | 62.5 | 62.5 | 4.38 |
| 10/8 | Cincinnati | J. Burrow | 12 | 3 | 4 | 0 | 0 | 2 | 2 | 0 | 0 | 3 | 1 | 0 | 0 | 3 | 0 | 0 | 27 | 25.0 | 41.7 | 2.25 |
| 10/15 | at L.A. Rams | M. Stafford | 10 | 2 | 2 | 0 | 0 | 4 | 4 | 0 | 0 | 4 | 0 | 1 | 0 | 0 | 0 | 0 | 26 | 20.0 | 60.0 | 2.60 |
| 10/22 | at Seattle | G. Smith | 10 | 2 | 2 | 0 | 0 | 2 | 2 | 0 | 0 | 3 | 1 | 2 | 0 | 0 | 0 | 1 | 20 | 20.0 | 40.0 | 2.00 |
| 10/29 | Baltimore | L. Jackson | 12 | 4 | 4 | 0 | 0 | 1 | 2 | 1 | 0 | 5 | 0 | 0 | 0 | 0 | 0 | 1 | 31 | 33.3 | 41.7 | 2.58 |
| 11/5 | at Cleveland | D. Watson | 14 | 3 | 3 | 0 | 0 | 2 | 3 | 1 | 0 | 7 | 0 | 0 | 0 | 1 | 0 | 0 | 27 | 21.4 | 35.7 | 1.93 |
| 11/12 | Atlanta | T. Heinicke | 10 | 3 | 2 | 1 | 0 | 1 | 1 | 0 | 0 | 4 | 0 | 0 | 0 | 1 | 1 | 0 | 23 | 30.0 | 40.0 | 2.30 |
| 11/19 | at Houston | C. Stroud | 11 | 3 | 3 | 0 | 0 | 0 | 1 | 1 | 0 | 2 | 3 | 0 | 0 | 1 | 0 | 1 | 21 | 27.3 | 27.3 | 1.91 |
| 11/26 | L.A. Rams | M. Stafford | 10 | 5 | 4 | 0 | 0 | 1 | 2 | 1 | 0 | 2 | 1 | 0 | 0 | 0 | 0 | 0 | 37 | 50.0 | 60.0 | 3.70 |
| 12/3 | at Pittsburgh | K. Pickett | 10 | 1 | 1 | 0 | 0 | 1 | 2 | 1 | 0 | 4 | 0 | 1 | 0 | 1 | 1 | 0 | 10 | 10.0 | 20.0 | 1.00 |
| 12/17 | San Francisco | B. Purdy | 10 | 5 | 6 | 0 | 0 | 1 | 1 | 0 | 0 | 2 | 0 | 0 | 0 | 0 | 1 | 1 | 38 | 50.0 | 60.0 | 3.80 |
| 12/24 | at Chicago | J. Fields | 11 | 3 | 3 | 0 | 0 | 2 | 2 | 0 | 0 | 5 | 1 | 0 | 0 | 0 | 0 | 0 | 27 | 27.3 | 45.5 | 2.45 |
| 12/31 | at Philadelphia | -- | -- | -- | -- | -- | -- | -- | -- | -- | -- | -- | -- | -- | -- | -- | -- | -- | -- | -- | -- | -- |
| 1/7 | Seattle | -- | -- | -- | -- | -- | -- | -- | -- | -- | -- | -- | -- | -- | -- | -- | -- | -- | -- | -- | -- | -- |
| 2023 TOTALS | | | 159 | 46 | 46 | 1 | 0 | 23 | 28 | 5 | 0 | 53 | 10 | 6 | 0 | 8 | 5 | 5 | 389 | 28.9 | 43.4 | 2.45 |



THIRD DOWN EFFICIENCY ANALYSIS

CARDINALS 2023 REGULAR SEASON THIRD DOWN EFFICIENCY

CARDINALS

| Date | Opponent | 3rd & 1 | 3rd & 2 | 3rd & 3 | 3rd & 4 | 3rd & 5 | 3rd & 6 | 3rd & 7 | 3rd & 8 | 3rd & 9 | 3rd & 10+ | Total |
|---------------|------------------|---------------------------------------|----------------|---------------|---------------------------------------|----------------|---------------|--|---------------|---------------|---------------|-----------------|
| 09/10 | at Washington | 0/0 | 1/1 | 0/0 | 0/0 | 2/2 | 0/0 | 1/2 | 0/1 | 0/2 | 0/6 | 4/14 |
| 09/17 | N.Y. Giants | 1/1 | 0/0 | 0/0 | 0/0 | 1/1 | 0/1 | 1/1 | 0/0 | 0/1 | 1/5 | 4/10 |
| 09/24 | Dallas | 1/1 | 2/2 | 0/1 | 1/2 | 0/0 | 0/0 | 0/1 | 1/2 | 0/0 | 0/1 | 5/10 |
| 10/01 | at San Francisco | 1/1 | 1/3 | 1/1 | 0/0 | 1/2 | 1/2 | 1/1 | 1/2 | 1/1 | 0/2 | 8/15 |
| 10/08 | Cincinnati | 1/1 | 0/0 | 0/0 | 1/2 | 1/1 | 0/0 | 0/1 | 0/1 | 1/1 | 0/4 | 4/11 |
| 10/15 | at L.A. Rams | 0/2 | 0/1 | 0/1 | 2/2 | 0/0 | 0/0 | 0/1 | 0/1 | 1/1 | 3/7 | 6/16 |
| 10/22 | at Seattle | 0/0 | 1/2 | 0/0 | 1/1 | 1/3 | 0/2 | 2/2 | 0/0 | 0/1 | 0/4 | 5/15 |
| 10/29 | Baltimore | 0/1 | 1/1 | 0/0 | 0/2 | 2/4 | 1/1 | 0/0 | 0/0 | 0/0 | 1/3 | 5/12 |
| 11/05 | at Cleveland | 1/1 | 0/0 | 0/0 | 0/1 | 0/1 | 0/0 | 0/1 | 0/1 | 0/1 | 0/6 | 1/12 |
| 11/12 | Atlanta | 2/2 | 0/0 | 0/1 | 0/1 | 0/0 | 0/0 | 0/0 | 0/0 | 0/3 | 1/4 | 3/11 |
| 11/19 | at Houston | 0/0 | 0/0 | 0/0 | 0/1 | 1/1 | 1/1 | 0/0 | 0/1 | 0/0 | 1/6 | 3/10 |
| 11/26 | L.A. Rams | 2/2 | 1/1 | 1/2 | 0/2 | 1/1 | 0/1 | 1/4 | 0/0 | 0/0 | 0/4 | 6/17 |
| 12/03 | at Pittsburgh | 1/1 | 1/1 | 1/1 | 0/2 | 2/2 | 3/3 | 0/0 | 1/1 | 0/1 | 1/5 | 10/17 |
| 12/17 | San Francisco | 1/2 | 2/2 | 1/2 | 0/0 | 0/0 | 0/1 | 2/2 | 1/1 | 0/1 | 0/5 | 7/16 |
| 12/24 | at Chicago | 1/1 | 1/1 | 2/3 | 0/1 | 1/2 | 1/2 | 0/0 | 0/0 | 1/1 | 0/5 | 7/16 |
| 12/31 | at Philadelphia | -- | -- | -- | -- | -- | -- | -- | -- | -- | -- | -- |
| 01/07 | Seattle | -- | -- | -- | -- | -- | -- | -- | -- | -- | -- | -- |
| TOTALS | | 12 / 16 | 11 / 15 | 6 / 12 | 5 / 17 | 13 / 20 | 7 / 14 | 8 / 16 | 4 / 11 | 4 / 14 | 8 / 67 | 78 / 202 |
| | | 75.0% | 73.3% | 50.0% | 29.4% | 65.0% | 50.0% | 50.0% | 36.4% | 28.6% | 11.9% | 38.6% |
| | | 3RD & 1-3: 29 / 43 = 67.4% | | | 3RD & 4-6: 25 / 51 = 49.0% | | | 3RD & 7-10+: 24 / 108 = 22.2% | | | | |

OPPONENT 2023 REGULAR SEASON THIRD DOWN EFFICIENCY

OPPONENT

| Date | Opponent | 3rd & 1 | 3rd & 2 | 3rd & 3 | 3rd & 4 | 3rd & 5 | 3rd & 6 | 3rd & 7 | 3rd & 8 | 3rd & 9 | 3rd & 10+ | Total |
|---------------|------------------|---------------------------------------|----------------|---------------|---------------------------------------|----------------|---------------|---|--------------|---------------|----------------|-----------------|
| 09/10 | at Washington | 2/2 | 1/1 | 0/0 | 0/0 | 0/0 | 1/2 | 0/0 | 0/0 | 0/1 | 0/6 | 4/12 |
| 09/17 | N.Y. Giants | 4/4 | 0/1 | 0/0 | 0/1 | 0/0 | 0/0 | 0/1 | 0/0 | 1/1 | 2/4 | 7/12 |
| 09/24 | Dallas | 5/5 | 0/0 | 0/0 | 2/3 | 0/0 | 0/1 | 1/2 | 0/1 | 0/0 | 1/4 | 9/16 |
| 10/01 | at San Francisco | 1/1 | 0/0 | 0/0 | 1/2 | 0/0 | 0/0 | 1/1 | 0/0 | 0/0 | 0/1 | 3/5 |
| 10/08 | Cincinnati | 1/3 | 2/2 | 1/1 | 0/0 | 0/1 | 0/1 | 0/4 | 1/1 | 0/0 | 0/1 | 5/14 |
| 10/15 | at L.A. Rams | 0/1 | 1/1 | 1/1 | 0/0 | 0/3 | 0/1 | 0/0 | 0/0 | 2/2 | 0/3 | 4/12 |
| 10/22 | at Seattle | 0/0 | 1/3 | 0/0 | 0/1 | 4/4 | 0/1 | 1/1 | 0/0 | 0/0 | 1/3 | 7/13 |
| 10/29 | Baltimore | 2/2 | 0/0 | 1/2 | 0/0 | 0/1 | 0/1 | 0/0 | 0/2 | 1/1 | 0/2 | 4/11 |
| 11/05 | at Cleveland | 0/0 | 2/2 | 0/1 | 1/1 | 0/3 | 1/1 | 0/0 | 0/0 | 1/3 | 1/6 | 6/17 |
| 11/12 | Atlanta | 0/0 | 2/3 | 1/2 | 1/2 | 0/0 | 0/2 | 0/0 | 1/1 | 1/2 | 1/2 | 7/14 |
| 11/19 | at Houston | 3/4 | 1/1 | 1/1 | 0/0 | 1/1 | 1/2 | 0/0 | 0/0 | 0/0 | 2/4 | 9/13 |
| 11/26 | L.A. Rams | 1/1 | 1/1 | 1/1 | 0/0 | 2/4 | 0/0 | 0/0 | 1/2 | 0/2 | 0/1 | 6/12 |
| 12/03 | at Pittsburgh | 0/0 | 0/1 | 1/2 | 0/0 | 1/4 | 0/2 | 0/0 | 0/0 | 1/1 | 1/1 | 4/11 |
| 12/17 | San Francisco | 1/1 | 1/1 | 0/0 | 0/0 | 1/1 | 0/0 | 0/1 | 0/0 | 0/0 | 1/3 | 4/7 |
| 12/24 | at Chicago | 1/2 | 2/3 | 1/1 | 2/2 | 1/1 | 0/1 | 0/0 | 0/0 | 0/0 | 1/5 | 8/15 |
| 12/31 | at Philadelphia | -- | -- | -- | -- | -- | -- | -- | -- | -- | -- | -- |
| 01/07 | Seattle | -- | -- | -- | -- | -- | -- | -- | -- | -- | -- | -- |
| TOTALS | | 21 / 26 | 14 / 20 | 8 / 12 | 7 / 12 | 10 / 23 | 3 / 15 | 3 / 10 | 3 / 7 | 7 / 13 | 11 / 46 | 87 / 184 |
| | | 80.8% | 70.0% | 66.7% | 58.3% | 43.5% | 20.0% | 30.0% | 42.9% | 53.8% | 23.9% | 47.3% |
| | | 3RD & 1-3: 43 / 58 = 74.1% | | | 3RD & 4-6: 20 / 50 = 40.0% | | | 3RD & 7-10+: 24 / 76 = 31.6% | | | | |

RED ZONE BREAKDOWN



CARDINALS

| Date | Opponent | Pos | TD | PAT | 2-Pt. | Miss | | Blk/ | | | | Drive Ends | | | | | Score | |
|---------------|------------------|-----------|-----------|-----------|----------|----------|----------|----------|----------|----------|----------|------------|----------|----------|------------|-------------|-------------|------------|
| | | | | | | PAT | FG | FGA | MFG | INT | Fum | Dwns | Half | Game | Pts | TD% | Pct. | Pts/Poss |
| 09/10 | at Washington | 2 | 0 | 0 | 0 | 0 | 2 | 2 | 0 | 0 | 0 | 0 | 0 | 0 | 6 | 0.0 | 100.0 | 3.0 |
| 09/17 | N.Y. Giants | 3 | 2 | 1 | 1 | 0 | 1 | 1 | 0 | 0 | 0 | 0 | 0 | 0 | 18 | 66.7 | 100.0 | 6.0 |
| 09/24 | Dallas | 2 | 2 | 1 | 0 | 0 | 0 | 0 | 0 | 0 | 0 | 0 | 0 | 0 | 13 | 100.0 | 100.0 | 6.5 |
| 10/01 | at San Francisco | 3 | 2 | 1 | 0 | 0 | 0 | 0 | 0 | 0 | 0 | 1 | 0 | 0 | 13 | 66.7 | 66.7 | 4.3 |
| 10/08 | Cincinnati | 3 | 2 | 1 | 0 | 1 | 0 | 0 | 0 | 0 | 0 | 1 | 0 | 0 | 13 | 66.7 | 66.7 | 4.3 |
| 10/15 | at L.A. Rams | 3 | 0 | 0 | 0 | 0 | 2 | 2 | 0 | 1 | 0 | 0 | 0 | 0 | 6 | 0.0 | 66.7 | 2.0 |
| 10/22 | at Seattle | 1 | 0 | 0 | 0 | 0 | 0 | 1 | 1 | 0 | 0 | 0 | 0 | 0 | 0 | 0.0 | 0.0 | 0.0 |
| 10/29 | Baltimore | 3 | 3 | 1 | 1 | 0 | 0 | 0 | 0 | 0 | 0 | 0 | 0 | 0 | 21 | 100.0 | 100.0 | 7.0 |
| 11/05 | at Cleveland | 0 | 0 | 0 | 0 | 0 | 0 | 0 | 0 | 0 | 0 | 0 | 0 | 0 | 0 | 0.0 | 0.0 | 0.0 |
| 11/12 | Atlanta | 4 | 2 | 1 | 0 | 0 | 2 | 2 | 0 | 0 | 0 | 0 | 0 | 0 | 19 | 50.0 | 100.0 | 4.8 |
| 11/19 | at Houston | 1 | 1 | 0 | 0 | 0 | 0 | 0 | 0 | 0 | 0 | 0 | 0 | 0 | 6 | 100.0 | 100.0 | 6.0 |
| 11/26 | L.A. Rams | 2 | 2 | 0 | 1 | 0 | 0 | 0 | 0 | 0 | 0 | 0 | 0 | 0 | 14 | 100.0 | 100.0 | 7.0 |
| 12/03 | at Pittsburgh | 3 | 3 | 3 | 0 | 0 | 0 | 0 | 0 | 0 | 0 | 0 | 0 | 0 | 21 | 100.0 | 100.0 | 7.0 |
| 12/17 | San Francisco | 3 | 2 | 2 | 0 | 0 | 1 | 1 | 0 | 0 | 0 | 0 | 0 | 0 | 17 | 66.7 | 100.0 | 5.7 |
| 12/24 | at Chicago | 1 | 1 | 1 | 0 | 0 | 0 | 0 | 0 | 0 | 0 | 0 | 0 | 0 | 7 | 100.0 | 100.0 | 7.0 |
| 12/31 | at Philadelphia | -- | -- | -- | -- | -- | -- | -- | -- | -- | -- | -- | -- | -- | -- | -- | -- | -- |
| 01/07 | Seattle | -- | -- | -- | -- | -- | -- | -- | -- | -- | -- | -- | -- | -- | -- | -- | -- | -- |
| TOTALS | | 34 | 22 | 12 | 3 | 1 | 8 | 9 | 1 | 1 | 0 | 2 | 0 | 0 | 174 | 64.7 | 88.2 | 5.1 |

OPPONENT

| Date | Opponent | Pos | TD | PAT | 2-Pt. | Miss | | Blk/ | | | | Drive Ends | | | | | Score | |
|---------------|------------------|-----------|-----------|-----------|----------|----------|-----------|-----------|----------|----------|----------|------------|----------|----------|------------|-------------|-------------|------------|
| | | | | | | PAT | FG | FGA | MFG | INT | Fum | Dwns | Half | Game | Pts | TD% | Pct. | Pts/Poss |
| 09/10 | at Washington | 5 | 2 | 2 | 0 | 0 | 2 | 2 | 0 | 0 | 1 | 0 | 0 | 0 | 20 | 40.0 | 80.0 | 4.0 |
| 09/17 | N.Y. Giants | 5 | 4 | 4 | 0 | 0 | 1 | 1 | 0 | 0 | 0 | 0 | 0 | 0 | 31 | 80.0 | 100.0 | 6.2 |
| 09/24 | Dallas | 5 | 1 | 1 | 0 | 0 | 2 | 2 | 0 | 1 | 0 | 1 | 0 | 0 | 13 | 20.0 | 60.0 | 2.6 |
| 10/01 | at San Francisco | 5 | 5 | 5 | 0 | 0 | 0 | 0 | 0 | 0 | 0 | 0 | 0 | 0 | 35 | 100.0 | 100.0 | 7.0 |
| 10/08 | Cincinnati | 5 | 2 | 2 | 0 | 0 | 2 | 2 | 0 | 0 | 0 | 1 | 0 | 0 | 20 | 40.0 | 80.0 | 4.0 |
| 10/15 | at L.A. Rams | 5 | 2 | 2 | 0 | 0 | 3 | 3 | 0 | 0 | 0 | 0 | 0 | 0 | 23 | 40.0 | 100.0 | 4.6 |
| 10/22 | at Seattle | 3 | 1 | 1 | 0 | 0 | 1 | 1 | 0 | 1 | 0 | 0 | 0 | 0 | 10 | 33.3 | 66.7 | 3.3 |
| 10/29 | Baltimore | 4 | 4 | 4 | 0 | 0 | 0 | 0 | 0 | 0 | 0 | 0 | 0 | 0 | 28 | 100.0 | 100.0 | 7.0 |
| 11/05 | at Cleveland | 4 | 3 | 3 | 0 | 0 | 1 | 1 | 0 | 0 | 0 | 0 | 0 | 0 | 24 | 75.0 | 100.0 | 6.0 |
| 11/12 | Atlanta | 4 | 3 | 2 | 0 | 0 | 1 | 1 | 0 | 0 | 0 | 0 | 0 | 0 | 23 | 75.0 | 100.0 | 5.8 |
| 11/19 | at Houston | 4 | 1 | 1 | 0 | 0 | 0 | 0 | 0 | 2 | 0 | 1 | 0 | 0 | 7 | 25.0 | 25.0 | 1.8 |
| 11/26 | L.A. Rams | 5 | 4 | 4 | 0 | 0 | 1 | 1 | 0 | 0 | 0 | 0 | 0 | 0 | 31 | 80.0 | 100.0 | 6.2 |
| 12/03 | at Pittsburgh | 3 | 1 | 1 | 0 | 0 | 1 | 1 | 0 | 0 | 0 | 1 | 0 | 0 | 10 | 33.3 | 66.7 | 3.3 |
| 12/17 | San Francisco | 4 | 4 | 4 | 0 | 0 | 0 | 0 | 0 | 0 | 0 | 0 | 0 | 0 | 28 | 100.0 | 100.0 | 7.0 |
| 12/24 | at Chicago | 5 | 3 | 3 | 0 | 0 | 1 | 1 | 0 | 1 | 0 | 0 | 0 | 0 | 24 | 60.0 | 80.0 | 4.8 |
| 12/31 | at Philadelphia | -- | -- | -- | -- | -- | -- | -- | -- | -- | -- | -- | -- | -- | -- | -- | -- | -- |
| 01/07 | Seattle | -- | -- | -- | -- | -- | -- | -- | -- | -- | -- | -- | -- | -- | -- | -- | -- | -- |
| TOTALS | | 66 | 40 | 39 | 0 | 0 | 16 | 16 | 0 | 5 | 1 | 4 | 0 | 0 | 327 | 60.6 | 84.8 | 5.0 |



CARDINALS HIGHS AND LOWS

| HIGH | DATE | OPPONENT | OFFENSIVE CATEGORY | OPPONENT | DATE | LOW |
|-------|-------|-------------------|--------------------------------|-------------------|-------|-------|
| 29 | 12/17 | vs. San Francisco | Points | at Cleveland | 11/5 | 0 |
| 17 | 10/29 | vs. Baltimore | Points in a Quarter | at Washington | 9/10 | 0 |
| | | | | vs. N.Y. Giants | 9/17 | |
| | | | | vs. Dallas | 9/24 | |
| | | | | at San Francisco | 10/1 | |
| | | | | vs. Cincinnati | 10/8 | |
| | | | | at L.A. Rams | 10/15 | |
| | | | | at Seattle | 10/22 | |
| | | | | vs. Baltimore | 10/29 | |
| | | | | at Cleveland | 11/5 | |
| | | | | at Houston | 11/19 | |
| | | | | vs. L.A. Rams | 11/26 | |
| | | | | at Chicago | 12/24 | |
| 21 | 9/24 | vs. Dallas | Points in a Half | at L.A. Rams | 10/15 | 0 |
| | | | | at Seattle | 10/22 | |
| | | | | at Cleveland | 11/5 | |
| | | | | at L.A. Rams | 10/15 | |
| 3 | 9/17 | vs. N.Y. Giants | Total Touchdowns | at Cleveland | 11/5 | 0 |
| | 9/24 | vs. Dallas | | | | |
| | 10/8 | vs. Cincinnati | | | | |
| | 10/29 | vs. Baltimore | | | | |
| | 12/3 | at Pittsburgh | | | | |
| | 12/17 | vs. San Francisco | | | | |
| | 10/15 | at L.A. Rams | | | | |
| 73 | 12/17 | vs. San Francisco | Total Plays | at Cleveland | 11/5 | 48 |
| 436 | 12/17 | vs. San Francisco | Total Net Yards | at Cleveland | 11/5 | 58 |
| 24 | 9/17 | vs. N.Y. Giants | Total First Downs | at Cleveland | 11/5 | 7 |
| 11 | 12/17 | vs. San Francisco | First Downs Rushing | at Cleveland | 11/5 | 3 |
| 13 | 10/1 | at San Francisco | First Downs Passing | at Cleveland | 11/5 | 3 |
| 4 | 9/24 | vs. Dallas | First Down Penalties | at Washington | 9/10 | 0 |
| | | | | vs. Cincinnati | 10/8 | |
| | | | | vs. San Francisco | 12/17 | |
| 58.8% | 12/3 | at Pittsburgh | Third Down Efficiency | at Cleveland | 11/5 | 8.3% |
| 7.5 | 9/24 | vs. Dallas | Average Yards Per Play | at Cleveland | 11/5 | 1.2 |
| 234 | 12/17 | vs. San Francisco | Total Net Yards Rushing | at Cleveland | 11/5 | 41 |
| 38 | 12/3 | at Pittsburgh | Rushing Attempts | vs. L.A. Rams | 11/26 | 15 |
| 7.8 | 12/17 | vs. San Francisco | Rushing Average Yards | at Cleveland | 11/5 | 2 |
| 2 | 9/17 | vs. N.Y. Giants | Rushing Touchdowns | at Washington | 9/10 | 0 |
| | 9/24 | vs. Dallas | | at San Francisco | 10/1 | |
| | 11/12 | vs. Atlanta | | at L.A. Rams | 10/15 | |
| | 12/3 | at Pittsburgh | | at Cleveland | 11/5 | |
| | 12/17 | vs. San Francisco | | at Chicago | 12/24 | |
| 257 | 10/1 | at San Francisco | Total Net Yards Passing | at Cleveland | 11/5 | 17 |
| 45 | 11/26 | vs. L.A. Rams | Passing Attempts | at Cleveland | 11/5 | 20 |
| 28 | 10/1 | at San Francisco | Passing Completions | at Cleveland | 11/5 | 11 |
| 2 | 10/1 | at San Francisco | Passing Touchdowns | at Washington | 9/10 | 0 |
| | 10/8 | vs. Cincinnati | | at L.A. Rams | 10/15 | |
| | 10/29 | vs. Baltimore | | at Seattle | 10/22 | |
| | 12/24 | at Chicago | | at Cleveland | 11/5 | |
| 7.7 | 9/24 | vs. Dallas | Passing Yards Average | at Cleveland | 11/5 | 0.6 |
| 2 | 10/8 | vs. Cincinnati | Passes Thrown for Interception | at Washington | 9/10 | 0 |
| | 10/29 | vs. Baltimore | | vs. N.Y. Giants | 9/17 | |
| | 11/5 | at Cleveland | | vs. Dallas | 9/24 | |
| | 12/17 | vs. San Francisco | | at San Francisco | 10/1 | |
| | | | | at Seattle | 10/22 | |
| | | | | vs. L.A. Rams | 11/26 | |
| | | | | at Pittsburgh | 12/3 | |
| | | | | at Chicago | 12/24 | |
| 7 | 11/5 | at Cleveland | Times Sacked | vs. N.Y. Giants | 9/17 | 0 |
| 7 | 11/5 | at Cleveland | QB Sacks | vs. N.Y. Giants | 9/17 | 0 |
| 41 | 11/5 | at Cleveland | Sack Yards Lost | vs. N.Y. Giants | 9/17 | 0 |
| 9 | 11/5 | at Cleveland | Total Punts | vs. Dallas | 9/24 | 2 |
| | | | | at Houston | 11/19 | |
| | | | | vs. San Francisco | 12/17 | |
| 460 | 11/5 | at Cleveland | Total Punt Yards | vs. Dallas | 9/24 | 94 |
| 56 | 12/17 | vs. San Francisco | Punt Gross Average Yards | at San Francisco | 10/1 | 39 |
| 54 | 12/17 | vs. San Francisco | Punt Net Average Yards | at San Francisco | 10/1 | 31 |
| 4 | 9/10 | at Washington | Punt Returns | at San Francisco | 10/1 | 0 |
| | 11/5 | at Cleveland | | vs. L.A. Rams | 11/26 | |
| 56 | 11/12 | vs. Atlanta | Punt Return Yards | vs. N.Y. Giants | 9/17 | 0 |
| | | | | at San Francisco | 10/1 | |
| | | | | vs. L.A. Rams | 11/26 | |
| | | | | vs. San Francisco | 12/17 | |
| 28.0 | 11/12 | vs. Atlanta | Punt Return Yards Average | vs. N.Y. Giants | 9/17 | 0.0 |
| | | | | at San Francisco | 10/1 | |
| | | | | vs. L.A. Rams | 11/26 | |
| | | | | vs. San Francisco | 12/17 | |
| 3 | 12/24 | at Chicago | Kickoff Returns | at Washington | 9/10 | 0 |
| | | | | vs. Cincinnati | 10/8 | |
| | | | | at L.A. Rams | 10/15 | |
| | | | | vs. L.A. Rams | 11/26 | |
| | | | | vs. San Francisco | 12/17 | |
| 87 | 12/24 | at Chicago | Kickoff Return Yards | at Washington | 9/10 | 0 |
| | | | | vs. Cincinnati | 10/8 | |
| | | | | at L.A. Rams | 10/15 | |
| | | | | vs. L.A. Rams | 11/26 | |
| | | | | vs. San Francisco | 12/17 | |
| 11 | 11/12 | vs. Atlanta | Total Penalties | vs. Cincinnati | 10/8 | 2 |
| 122 | 9/10 | at Washington | Penalty Yards | at Chicago | 12/24 | 8 |
| 5 | 12/17 | vs. San Francisco | Total Fumbles | at Chicago | 12/24 | 0 |
| | | | | vs. N.Y. Giants | 9/17 | |
| | | | | vs. Dallas | 9/24 | |
| | | | | vs. Atlanta | 11/12 | |
| | | | | vs. L.A. Rams | 11/26 | |
| | | | | vs. N.Y. Giants | 9/17 | |
| | | | | vs. Dallas | 9/24 | |
| | | | | at San Francisco | 10/1 | |
| | | | | at Seattle | 10/22 | |
| | | | | vs. Baltimore | 10/29 | |
| | | | | vs. Atlanta | 11/12 | |
| | | | | vs. L.A. Rams | 11/26 | |
| | | | | at Pittsburgh | 12/3 | |
| | | | | vs. San Francisco | 12/17 | |
| | | | | at Chicago | 12/24 | |
| 34:11 | 12/17 | vs. San Francisco | Time of Possession | vs. Cincinnati | 10/8 | 21:50 |
| 3 | 10/8 | vs. Cincinnati | Turnovers | vs. N.Y. Giants | 9/17 | 0 |
| | 11/5 | at Cleveland | | vs. Dallas | 9/24 | |
| | | | | at San Francisco | 10/1 | |
| | | | | at Seattle | 10/22 | |
| | | | | vs. L.A. Rams | 11/26 | |
| | | | | at Pittsburgh | 12/3 | |
| | | | | at Chicago | 12/24 | |

CARDINALS HIGHS AND LOWS



| HIGH | DATE | OPPONENT | DEFENSIVE CATEGORY | OPPONENT | DATE | LOW |
|-------|-------|-------------------|--------------------------------|-------------------|-------|-------|
| 45 | 12/17 | vs. San Francisco | Points | at Pittsburgh | 12/3 | 10 |
| 17 | 9/17 | vs. N.Y. Giants | Points in a Quarter | at Washington | 9/10 | 0 |
| 31 | 9/17 | vs. N.Y. Giants | Points in a Half | vs. N.Y. Giants | 9/17 | 0 |
| 6 | 12/17 | vs. San Francisco | Total Touchdowns | at San Francisco | 10/1 | |
| 79 | 10/8 | vs. Cincinnati | Total Plays | at Cleveland | 11/5 | |
| 457 | 11/26 | vs. L.A. Rams | Total Net Yards | vs. Atlanta | 11/12 | 53 |
| 30 | 10/1 | at San Francisco | Total First Downs | at Houston | 11/19 | 248 |
| 13 | 12/24 | at Chicago | First Downs Rushing | at Houston | 10/15 | 17 |
| 19 | 10/8 | vs. Cincinnati | First Downs Passing | at Cleveland | 11/5 | 4 |
| 4 | 9/10 | at Washington | First Down Penalties | vs. Atlanta | 11/12 | 5 |
| | 10/29 | vs. Baltimore | | at Houston | 11/19 | 0 |
| | 11/12 | vs. Atlanta | | vs. L.A. Rams | 11/26 | |
| 69.2% | 11/19 | at Houston | Third Down Efficiency | at Washington | 9/10 | 33.3% |
| 7.5 | 10/1 | at San Francisco | Average Yards Per Play | at L.A. Rams | 10/15 | |
| | 12/17 | vs. San Francisco | | at Washington | 9/10 | 3.8 |
| 250 | 12/24 | at Chicago | Total Net Yards Rushing | at Washington | 9/10 | 92 |
| 41 | 11/12 | vs. Atlanta | Rushing Attempts | at Houston | 11/19 | 25 |
| 6.9 | 11/26 | vs. L.A. Rams | Rushing Average Yards | at Cleveland | 11/5 | 2.8 |
| 4 | 10/1 | at San Francisco | Rushing Touchdowns | vs. Dallas | 9/24 | 0 |
| | | | | vs. Cincinnati | 10/8 | |
| | | | | at Seattle | 10/22 | |
| 312 | 9/17 | vs. N.Y. Giants | Total Net Yards Passing | at Pittsburgh | 12/3 | 70 |
| 46 | 10/8 | vs. Cincinnati | Passing Attempts | vs. Atlanta | 11/12 | 21 |
| 36 | 10/8 | vs. Cincinnati | Passing Completions | at San Francisco | 10/1 | |
| 4 | 11/26 | vs. L.A. Rams | Passing Touchdowns | vs. Atlanta | 11/12 | 12 |
| | 12/17 | vs. San Francisco | | vs. Atlanta | 11/12 | 1 |
| | | | | at Washington | 9/10 | |
| | | | | vs. Dallas | 9/24 | |
| | | | | at San Francisco | 10/1 | |
| | | | | at L.A. Rams | 10/15 | |
| | | | | vs. Baltimore | 10/29 | |
| | | | | vs. Atlanta | 11/12 | |
| | | | | at Pittsburgh | 12/3 | |
| | | | | vs. San Francisco | 12/17 | |
| 12.3 | 10/1 | at San Francisco | Passing Yards Average | at Chicago | 12/24 | 2.9 |
| 3 | 11/19 | at Houston | Passes Thrown for Interception | vs. Atlanta | 11/12 | 0 |
| | | | | at San Francisco | 10/1 | |
| | | | | at L.A. Rams | 10/15 | |
| | | | | vs. Baltimore | 10/29 | |
| | | | | at Cleveland | 11/5 | |
| | | | | vs. Atlanta | 11/12 | |
| | | | | at Pittsburgh | 12/3 | |
| | | | | vs. San Francisco | 12/17 | |
| 6 | 9/10 | at Washington | Times Sacked | vs. L.A. Rams | 11/26 | 0 |
| | | | | at Pittsburgh | 12/3 | |
| 6 | 9/10 | at Washington | QB Sacks | vs. San Francisco | 12/17 | 0 |
| | | | | vs. L.A. Rams | 11/26 | |
| | | | | at Pittsburgh | 12/3 | |
| 46 | 9/10 | at Washington | Sack Yards Lost | vs. San Francisco | 12/17 | 0 |
| | | | | vs. L.A. Rams | 11/26 | |
| | | | | at Pittsburgh | 12/3 | |
| | | | | vs. San Francisco | 12/17 | |
| | | | | at Chicago | 12/24 | |
| 7 | 11/5 | at Cleveland | Total Punts | at San Francisco | 10/1 | 1 |
| 410 | 11/5 | at Cleveland | Total Punt Yards | at San Francisco | 10/1 | 45 |
| 58.6 | 11/5 | at Cleveland | Punt Gross Average Yards | vs. L.A. Rams | 11/26 | 36.5 |
| 48 | 12/17 | vs. San Francisco | Punt Net Average Yards | vs. L.A. Rams | 11/26 | 26.5 |
| 6 | 11/5 | at Cleveland | Punt Returns | vs. N.Y. Giants | 9/17 | 1 |
| | | | | vs. Dallas | 9/24 | |
| | | | | vs. Atlanta | 11/12 | |
| | | | | at Pittsburgh | 12/3 | |
| | | | | vs. San Francisco | 12/17 | |
| | | | | at Chicago | 12/24 | |
| 68 | 10/8 | vs. Cincinnati | Punt Return Yards | vs. Dallas | 9/24 | 0 |
| 17.0 | 10/8 | vs. Cincinnati | Punt Return Yards Average | vs. Dallas | 9/24 | 0.0 |
| 1 | 9/10 | at Washington | Kickoff Returns | vs. N.Y. Giants | 9/17 | 0 |
| | 10/1 | at San Francisco | | vs. Dallas | 9/24 | |
| | 10/22 | at Seattle | | vs. Cincinnati | 10/8 | |
| | 12/3 | at Pittsburgh | | at L.A. Rams | 10/15 | |
| | 12/17 | vs. San Francisco | | vs. Baltimore | 10/29 | |
| | 12/24 | at Chicago | | at Cleveland | 11/5 | |
| | | | | vs. Atlanta | 11/12 | |
| | | | | at Houston | 11/19 | |
| | | | | vs. L.A. Rams | 11/26 | |
| 26 | 12/3 | at Pittsburgh | Kickoff Return Yards | vs. N.Y. Giants | 9/17 | 0 |
| | 12/24 | at Chicago | | vs. Dallas | 9/24 | |
| | | | | vs. Cincinnati | 10/8 | |
| | | | | at L.A. Rams | 10/15 | |
| | | | | vs. Baltimore | 10/29 | |
| | | | | at Cleveland | 11/5 | |
| | | | | vs. Atlanta | 11/12 | |
| | | | | at Houston | 11/19 | |
| | | | | vs. L.A. Rams | 11/26 | |
| | | | | vs. San Francisco | 12/17 | |
| | | | | at Chicago | 12/24 | |
| 13 | 9/24 | vs. Dallas | Total Penalties | vs. L.A. Rams | 11/26 | 1 |
| 107 | 9/24 | vs. Dallas | Penalty Yards | vs. San Francisco | 12/17 | 5 |
| 2 | 9/10 | at Washington | Total Fumbles | vs. N.Y. Giants | 9/17 | 0 |
| | 10/22 | at Seattle | | vs. Dallas | 9/24 | |
| | 12/3 | at Pittsburgh | | at San Francisco | 10/1 | |
| | | | | at Cleveland | 11/5 | |
| | | | | vs. Atlanta | 11/12 | |
| | | | | at Houston | 11/19 | |
| | | | | vs. L.A. Rams | 11/26 | |
| | | | | vs. San Francisco | 12/17 | |
| | | | | at Chicago | 12/24 | |
| 2 | 9/10 | at Washington | Fumbles Lost | vs. N.Y. Giants | 9/17 | 0 |
| | 10/22 | at Seattle | | vs. Dallas | 9/24 | |
| | | | | at San Francisco | 10/1 | |
| | | | | vs. Cincinnati | 10/8 | |
| | | | | vs. Baltimore | 10/29 | |
| | | | | at Cleveland | 11/5 | |
| | | | | vs. Atlanta | 11/12 | |
| | | | | at Houston | 11/19 | |
| | | | | vs. L.A. Rams | 11/26 | |
| | | | | vs. San Francisco | 12/17 | |
| | | | | at Chicago | 12/24 | |
| 38:10 | 10/8 | vs. Cincinnati | Time of Possession | vs. San Francisco | 12/17 | 25:49 |
| 3 | 9/10 | at Washington | Turnovers | at San Francisco | 10/1 | 0 |
| | 10/22 | at Seattle | | vs. Baltimore | 10/29 | |
| | 11/19 | at Houston | | at Cleveland | 11/5 | |
| | | | | vs. Atlanta | 11/12 | |
| | | | | vs. San Francisco | 12/17 | |



CARDINALS SUPERLATIVES

2023 REGULAR SEASON CARDINALS INDIVIDUAL SINGLE-GAME HIGHS

| | | | OPPONENT | DATE |
|-----------------------|------|----------------------|--------------------------|-------|
| Touchdowns | 2 | James Conner | at Pittsburgh Steelers | 12/03 |
| | | Michael Wilson | at San Francisco 49ers | 10/01 |
| Passes Attempted | 45 | Kyler Murray | vs. Los Angeles Rams | 11/26 |
| Passes Completed | 28 | Joshua Dobbs | at San Francisco 49ers | 10/01 |
| Completion Percentage | 80.9 | Joshua Dobbs | vs. Dallas Cowboys | 09/24 |
| Passing Yards | 265 | Joshua Dobbs | at San Francisco 49ers | 10/01 |
| Yards Per Attempt | 9.0 | Joshua Dobbs | vs. Dallas Cowboys | 09/24 |
| Touchdown Passes | 2 | Kyler Murray | at Chicago Bears | 12/24 |
| | | Joshua Dobbs | vs. Baltimore Ravens | 10/29 |
| | | Joshua Dobbs | vs. Cincinnati Bengals | 10/08 |
| | | Joshua Dobbs | at San Francisco 49ers | 10/01 |
| Pass Receptions | 10 | Trey McBride | vs. San Francisco 49ers | 12/17 |
| | | Trey McBride | vs. Baltimore Ravens | 10/29 |
| Receiving Yards | 131 | Trey McBride | vs. Atlanta Falcons | 11/12 |
| Touchdown Receptions | 2 | Michael Wilson | at San Francisco 49ers | 10/01 |
| Rushing Yards | 106 | James Conner | vs. New York Giants | 09/17 |
| Rushing Attempts | 25 | James Conner | at Pittsburgh Steelers | 12/03 |
| Rushing Average | 9.2 | Joshua Dobbs | vs. Dallas Cowboys | 09/24 |
| Rushing Touchdowns | 2 | James Conner | at Pittsburgh Steelers | 12/03 |
| Yards From Scrimmage | 131 | Trey McBride | vs. Atlanta Falcons | 11/12 |
| Combined Net Yards | 136 | Greg Dortch | at Chicago Bears | 12/24 |
| Interceptions Made | 1 | Jalen Thompson | at Chicago Bears | 12/24 |
| | | Jalen Thompson | vs. Los Angeles Rams | 11/26 |
| | | Krys Barnes | at Houston Texans | 11/19 |
| | | Antonio Hamilton Sr. | at Houston Texans | 11/19 |
| | | Jalen Thompson | at Houston Texans | 11/19 |
| | | Garrett Williams | at Seattle Seahawks | 10/22 |
| | | K'Von Wallace | vs. Cincinnati Bengals | 10/08 |
| | | Kyzir White | vs. Dallas Cowboys | 09/24 |
| | | Jalen Thompson | vs. New York Giants | 09/17 |
| | | Zaven Collins | at Washington Commanders | 09/10 |
| Interceptions Thrown | 2 | Kyler Murray | vs. San Francisco 49ers | 12/17 |
| | | Clayton Tune | at Cleveland Browns | 11/05 |
| | | Joshua Dobbs | vs. Baltimore Ravens | 10/29 |
| | | Joshua Dobbs | vs. Cincinnati Bengals | 10/08 |
| INT Return Yards | 46 | Krys Barnes | at Houston Texans | 11/19 |
| Tackles | 14 | Kyzir White | vs. Dallas Cowboys | 09/24 |
| Sacks | 2.0 | BJ Ojulari | vs. Atlanta Falcons | 11/12 |
| | | Dennis Gardeck | at Washington Commanders | 09/10 |
| Punts | 9 | Blake Gillikin | at Cleveland Browns | 11/05 |
| Punts Inside the 20 | 2 | Blake Gillikin | at Pittsburgh Steelers | 12/03 |
| | | Blake Gillikin | at Cleveland Browns | 11/05 |
| | | Nolan Cooney | at Washington Commanders | 09/10 |
| Punting Average | 56.0 | Blake Gillikin | vs. San Francisco 49ers | 12/17 |
| Punt Returns | 4 | Greg Dortch | at Cleveland Browns | 11/05 |
| | | Greg Dortch | at Washington Commanders | 09/10 |
| Punt Return Yards | 56 | Greg Dortch | vs. Atlanta Falcons | 11/12 |
| Kickoff Returns | 3 | Greg Dortch | at Chicago Bears | 12/24 |
| Kickoff Return Yards | 87 | Greg Dortch | at Chicago Bears | 12/24 |
| Field Goals Attempted | 4 | Matt Prater | vs. Atlanta Falcons | 11/12 |
| Field Goals Made | 4 | Matt Prater | vs. Atlanta Falcons | 11/12 |

2023 REGULAR SEASON CARDINALS LONGEST PLAYS

| | | | OPPONENT | DATE |
|----------------------------------|----|-----------------|--------------------------|-------|
| Run From Scrimmage | 49 | Emari Demercado | vs. San Francisco 49ers | 12/17 |
| Touchdown Run | 49 | Emari Demercado | vs. San Francisco 49ers | 12/17 |
| Passing Long | 69 | Joshua Dobbs | vs. Dallas Cowboys | 09/24 |
| Touchdown Pass Long | 48 | Kyler Murray | at Houston Texans | 11/19 |
| Pass Reception | 69 | Michael Wilson | vs. Dallas Cowboys | 09/24 |
| Touchdown Reception | 48 | Rondale Moore | at Houston Texans | 11/19 |
| Interception Return | 46 | Krys Barnes | at Houston Texans | 11/19 |
| Longest Opponent's Fumble Return | 2 | Dennis Gardeck | at Seattle Seahawks | 10/22 |
| | | Cameron Thomas | at Washington Commanders | 09/10 |
| Punt Return | 49 | Greg Dortch | vs. Atlanta Falcons | 11/12 |
| Kickoff Return | 40 | Greg Dortch | at Chicago Bears | 12/24 |
| Punt | 77 | Blake Gillikin | at Chicago Bears | 12/24 |
| Field Goal | 62 | Matt Prater | vs. Dallas Cowboys | 09/24 |
| Field Goal Attempt | 62 | Matt Prater | vs. Dallas Cowboys | 09/24 |



2023 REGULAR SEASON OPPONENTS INDIVIDUAL SINGLE-GAME HIGHS

| | | | OPPONENT | DATE |
|-----------------------|------|---------------------|---------------|-------|
| Touchdowns | 4 | Christian McCaffrey | at 49ers | 10/01 |
| Passes Attempted | 46 | Joe Burrow | vs. Bengals | 10/08 |
| Passes Completed | 36 | Joe Burrow | vs. Bengals | 10/08 |
| Completion Percentage | 95.2 | Brock Purdy | at 49ers | 10/01 |
| Passing Yards | 336 | C.J. Stroud | at Texans | 11/19 |
| Yards Per Attempt | 13.5 | Brock Purdy | at 49ers | 10/01 |
| Touchdown Passes | 4 | Brock Purdy | vs. 49ers | 12/17 |
| | | Matthew Stafford | vs. Rams | 11/26 |
| Pass Receptions | 15 | Ja'Marr Chase | vs. Bengals | 10/08 |
| Receiving Yards | 192 | Ja'Marr Chase | vs. Bengals | 10/08 |
| Touchdown Receptions | 3 | Ja'Marr Chase | vs. Bengals | 10/08 |
| Rushing Yards | 158 | Kyren Williams | at Rams | 10/15 |
| Rushing Attempts | 26 | Kenneth Walker III | at Seahawks | 10/22 |
| Rushing Average | 10.8 | Justin Fields | at Bears | 12/24 |
| Rushing Touchdowns | 3 | Gus Edwards | vs. Ravens | 10/29 |
| | | Christian McCaffrey | at 49ers | 10/01 |
| Yards From Scrimmage | 204 | Kyren Williams | vs. Rams | 11/26 |
| Combined Net Yards | 204 | Kyren Williams | vs. Rams | 11/26 |
| Interceptions Made | 2 | Charvarius Ward | vs. 49ers | 12/17 |
| Interceptions Thrown | 3 | C.J. Stroud | at Texans | 11/19 |
| INT Return Yards | 79 | Charvarius Ward | vs. 49ers | 12/17 |
| Tackles | 19 | Blake Cashman | at Texans | 11/19 |
| Sacks | 2.5 | Dalvin Tomlinson | at Browns | 11/05 |
| | | Trey Hendrickson | vs. Bengals | 10/08 |
| Punts | 7 | Corey Bojorquez | at Browns | 11/05 |
| Punts Inside the 20 | 4 | Jordan Stout | vs. Ravens | 10/29 |
| Punting Average | 58.6 | Corey Bojorquez | at Browns | 11/05 |
| Punt Returns | 6 | James Proche | at Browns | 11/05 |
| Punt Return Yards | 68 | Trenton Irwin | vs. Bengals | 10/08 |
| Kickoff Returns | 1 | Velus Jones Jr. | at Bears | 12/24 |
| | | Kyle Juszczyk | vs. 49ers | 12/17 |
| | | Godwin Igwebuike | at Steelers | 12/03 |
| | | DeeJay Dallas | at Seahawks | 10/22 |
| | | Ray-Ray McCloud III | at 49ers | 10/01 |
| | | Antonio Gibson | at Commanders | 09/10 |
| Kickoff Return Yards | 26 | Velus Jones Jr. | at Bears | 12/24 |
| | | Godwin Igwebuike | at Steelers | 12/03 |
| Field Goals Attempted | 4 | Brett Maher | at Rams | 10/15 |
| Field Goals Made | 4 | Brett Maher | at Rams | 10/15 |

2023 REGULAR SEASON OPPONENTS LONGEST PLAYS

| | | | OPPONENT | DATE |
|----------------------------------|----|------------------|-------------|-------|
| Run From Scrimmage | 56 | Kyren Williams | vs. Rams | 11/26 |
| Touchdown Run | 23 | Royce Freeman | vs. Rams | 11/26 |
| Passing Long | 63 | Joe Burrow | vs. Bengals | 10/08 |
| Touchdown Pass Long | 63 | Joe Burrow | vs. Bengals | 10/08 |
| Pass Reception | 63 | Ja'Marr Chase | vs. Bengals | 10/08 |
| Touchdown Reception | 63 | Ja'Marr Chase | vs. Bengals | 10/08 |
| Interception Return | 66 | Charvarius Ward | vs. 49ers | 12/17 |
| Longest INT Return for TD | 66 | Charvarius Ward | vs. 49ers | 12/17 |
| Longest Opponent's Fumble Return | 1 | Myles Garrett | at Browns | 11/05 |
| Punt Return | 32 | DeeJay Dallas | at Seahawks | 10/22 |
| Kickoff Return | 26 | Velus Jones Jr. | at Bears | 12/24 |
| | | Godwin Igwebuike | at Steelers | 12/03 |
| Punt | 76 | Trenton Gill | at Bears | 12/24 |
| Field Goal | 49 | Cairo Santos | at Bears | 12/24 |
| | | Brandon Aubrey | vs. Cowboys | 09/24 |
| Field Goal Attempt | 53 | Justin Tucker | vs. Ravens | 10/29 |



CARDINALS TRANSACTIONS

| DATE | POS. | NAME | TRANSACTION |
|------|------|------------------------|---|
| 1/11 | P | Nolan Cooney | Signed to a reserve/ future contract |
| 1/11 | OL | Julien Davenport | Signed a reserve/future contract |
| 1/11 | LS | Joe Fortunato | Signed to a reserve/ future contract |
| 1/11 | K | Elliott Fry | Signed to a reserve/ future contract |
| 1/11 | CB | Nate Hairston | Signed to a reserve/future contract |
| 1/11 | S | Juju Hughes | Signed to a reserve/ future contract |
| 1/11 | LB | Blake Lynch | Signed to a reserve/ future contract |
| 1/11 | TE | Chris Pierce Jr. | Signed to a reserve/ future contract |
| 1/11 | TE | Bernhard Seikovits | Signed to a reserve/ future contract |
| 1/11 | WR | Auden Tate | Signed to a reserve/ future contract |
| 1/11 | CB | Josh Thomas | Signed to a reserve/ future contract |
| 1/11 | OL | Badara Traore | Signed to a reserve/ future contract |
| 1/11 | WR | Javon Wims | Signed to a reserve/ future contract |
| 3/6 | OL | Hayden Howerton | Claimed off waivers from the New England Patriots |
| 3/8 | WR | Robbie Anderson | Released |
| 3/10 | WR | Greg Dortch | Signed one-year contract |
| 3/10 | LB | Markus Golden | Released |
| 3/14 | OL | Kelvin Beachum | Signed to two-year contract |
| 3/14 | RB | Corey Clement | Signed to one-year contract |
| 3/14 | K | Matt Prater | Signed to two-year contract |
| 3/15 | OL | Will Hernandez | Signed to two-year contract |
| 3/15 | LB | Ezekiel Turner | Signed to one-year contract |
| 3/15 | OL | Hjalte Froholdt | Signed to two-year contract |
| 3/15 | LB | Kyzir White | Signed to two-year contract |
| 3/20 | QB | David Blough | Signed to one-year contract |
| 3/20 | WR | Zach Pascal | Signed to two-year contract |
| 3/21 | DL | L.J. Collier | Signed to one-year contract |
| 3/21 | CB | Antonio Hamilton Sr. | Signed one-year contract |
| 3/21 | DL | Jonathan Ledbetter | Resigned to one-year contract |
| 3/21 | OL | Dennis Daley | Signed to two-year contract |
| 3/23 | LB | Josh Woods | Signed to one-year contract |
| 3/25 | LB | Krys Barnes | Signed to one-year contract |
| 3/30 | CB | Rashad Fenton | Signed to one-year contract |
| 3/30 | DL | Carlos Watkins | Signed to one-year contract |
| 4/10 | CB | Kris Boyd | Signed to one-year contract |
| 4/14 | OL | Jackson Barton | Signed to one-year contract |
| 4/17 | QB | Jeff Driskel | Signed to one-year contract |
| 4/17 | S | Jovante Moffatt | Claimed off waivers from the Atlanta Falcons |
| 5/9 | S | Andre Chachere | Claimed off waivers from the Philadelphia Eagles |
| 5/10 | DL | Ben Stille | Claimed off waivers from the Cleveland Browns |
| 5/11 | OL | Jon Gaines II | Signed to a four-year contract |
| 5/11 | OL | Paris Johnson Jr. | Signed to a four-year contract |
| 5/11 | LB | Owen Pappoe | Signed to a four-year contract |
| 5/11 | DL | Dante Stills | Signed to a four-year contract |
| 5/11 | QB | Clayton Tune | Signed to a four-year contract |
| 5/11 | WR | Michael Wilson | Signed to a four-year contract |
| 5/12 | CB | Kei'Trel Clark | Signed to a four-year contract |
| 5/15 | K | Elliott Fry | Released |
| 5/15 | P | Matt Haack | Signed |
| 5/15 | DL | Manny Jones | Released |
| 5/15 | LB | Blake Lynch | Released |
| 5/18 | CB | Garrett Williams | Signed to a four-year contract |
| 5/26 | WR | DeAndre Hopkins | Released |
| 6/5 | CB | Dylan Mabin | Signed |
| 6/5 | CB | Bobby Price | Signed |
| 6/6 | LS | Joe Fortunato | Released |
| 6/8 | CB | Kyler McMichael | Claimed off waivers from the Buffalo Bills |
| 6/8 | LB | Marvin Pierre | Released |
| 6/12 | WR | Brandon Smith | Signed |
| 6/12 | WR | Auden Tate | Released |
| 6/14 | OL | Julien Davenport | Released |
| 6/14 | CB | Josh Thomas | Released |
| 6/15 | WR | Javon Wims | Released |
| 7/24 | LB | BJ Ojulari | Signed to a four-year contract |
| 7/25 | LS | Jack Coco | Signed to one-year contract |
| 7/25 | WR | Davion Davis | Signed to one-year contract |
| 7/25 | WR | Kaden Davis | Signed to one-year contract |
| 7/25 | OL | Pat Elflein | Signed to one-year contract |
| 7/25 | LS | Matt Hembrough | Placed on injured reserve |
| 7/25 | TE | Chris Pierce Jr. | Released |
| 7/25 | TE | Geoff Swaim | Signed to one-year contract |
| 7/26 | TE | Zach Ertz | Placed on Active/Physically Unable to Perform list |
| 7/26 | QB | Kyler Murray | Placed on Active/Physically Unable to Perform list |
| 7/26 | LB | BJ Ojulari | Placed on Active/Physically Unable to Perform list |
| 7/26 | CB | Garrett Williams | Placed on Non-Football Injury List |
| 7/29 | LB | David Anenih | Signed |
| 7/29 | CB | Dylan Mabin | Released |
| 8/4 | LS | Jack Coco | Released |
| 8/4 | RB | Marlon Mack | Signed |
| 8/9 | RB | Marlon Mack | Placed on injured reserve |
| 8/9 | RB | Stevie Scott | Signed |
| 8/14 | CB | Rashad Fenton | Placed on injured reserve |
| 8/14 | RB | Stevie Scott | Released |
| 8/15 | S | Sean Chandler | Signed |
| 8/15 | TE | Zach Ertz | Activated from Physically Unable to Perform List |
| 8/18 | OL | Braylon Jones | Signed |
| 8/21 | P | Matt Haack | Released |
| 8/21 | RB | Stevie Scott | Signed |
| 8/21 | OL | Lachavious Simmons | Waived |
| 8/22 | LB | Zach McCloud | Signed |
| 8/24 | S | Isaiah Simmons | Traded to the New York Giants for a seventh round pick in the 2024 NFL Draft |
| 8/24 | OL | Josh Jones | Traded to the Texans for a fifth round pick in the 2024 NFL Draft |
| 8/24 | QB | Joshua Dobbs | Acquired via trade from the Cleveland Browns for a fifth round pick in the 2024 NFL Draft in exchange for a seventh round pick in the 2024 NFL Draft. |
| 8/25 | OL | Cohl Cabral | Signed |
| 8/28 | CB | Sean Chandler | Released |
| 8/28 | OL | Pat Elflein | Placed on Injured Reserve |
| 8/28 | CB | Nate Hairston | Released |
| 8/28 | QB | Colt McCoy | Released |
| 8/29 | LB | David Anenih | Released |
| 8/29 | WR | Andre Baccellia | Released |
| 8/29 | DL | Eric Banks | Released |
| 8/29 | OL | Jackson Barton | Released |
| 8/29 | QB | David Blough | Released |
| 8/29 | LS | Aaron Brewer | Released |
| 8/29 | S | Kendell Brooks | Released |
| 8/29 | OL | Cohl Cabral | Released |
| 8/29 | S | Andre Chachere | Released |
| 8/29 | RB | Corey Clement | Released |
| 8/29 | WR | Brian Cobbs | Released |
| 8/29 | WR | Davion Davis | Released |
| 8/29 | WR | Kaden Davis | Released |
| 8/29 | QB | Jeff Driskel | Released |
| 8/29 | OL | Jon Gaines II | Placed on Injured Reserve |
| 8/29 | TE | Joel Honigford | Released |
| 8/29 | OL | Hayden Howerton | Released |
| 8/29 | S | Juju Hughes | Released |
| 8/29 | OL | Braylon Jones | Released |
| 8/29 | DL | Rashard Lawrence | Released |
| 8/29 | LB | Zach McCloud | Released |
| 8/29 | CB | Kyler McMichael | Waived/injured |
| 8/29 | QB | Kyler Murray | Placed on Reserve/Physically Unable to Perform list |
| 8/29 | CB | Bobby Price | Released |
| 8/29 | RB | Stevie Scott | Released |
| 8/29 | TE | Bernhard Seikovits | Released |
| 8/29 | DL | Jacob Slade | Released |
| 8/29 | WR | Brandon Smith | Released |
| 8/29 | OL | Lecitus Smith | Released |
| 8/29 | LB | Kyle Soelle | Released |
| 8/29 | TE | Noah Togiai | Released |
| 8/29 | OL | Badara Traore | Released |
| 8/29 | CB | Quavian White | Released |
| 8/29 | CB | Garrett Williams | Placed on Reserve/Non-Football Injury list |
| 8/29 | RB | Ty'Son Williams | Released |
| 8/30 | WR | Daniel Arias | Released |
| 8/30 | OL | Trystan Colon | Acquired via waivers from the New York Jets |
| 8/30 | OL | Marquis Hayes | Released |
| 8/30 | TE | Elijah Higgins | Acquired via waivers from the Miami Dolphins |
| 8/30 | OL | Keith Ismael | Acquired via waivers from the San Francisco 49ers |
| 8/30 | OL | Ilm Manning | Acquired via waivers from the San Francisco 49ers |
| 8/30 | S | Jovante Moffatt | Released |
| 8/30 | DL | Ben Stille | Released |
| 8/30 | CB | Starling Thomas V | Acquired via waivers from the Detroit Lions |
| 8/30 | S | K'Von Wallace | Acquired via waivers from the Philadelphia Eagles. |
| 8/31 | OL | Dennis Daley | Placed on Injured Reserve |
| 8/31 | OL | Carter O'Donnell | Acquired via waivers from the Indianapolis Colts |
| 8/31 | LB | Myjai Sanders | Placed on Injured Reserve |
| 8/31 | TE | Blake Whiteheart | Released |
| 9/4 | LS | Aaron Brewer | Re-signed to active roster |
| 9/4 | CB | Andre Chachere | Signed to the practice squad |
| 9/4 | RB | Corey Clement | Signed to the practice squad |
| 9/4 | WR | Kaden Davis | Signed to the practice squad |
| 9/4 | QB | Jeff Driskel | Signed to the practice squad |
| 9/4 | OL | Marquis Hayes | Signed to the practice squad |
| 9/4 | OL | Hayden Howerton | Signed to the practice squad |
| 9/4 | S | Jovante Moffatt | Signed to the practice squad |
| 9/4 | CB | Bobby Price | Signed to the practice squad |
| 9/4 | TE | Bernhard Seikovits | International Player practice squad exemption |
| 9/4 | DL | Ben Stille | Signed to the practice squad |
| 9/4 | CB | Quavian White | Signed to the practice squad |
| 9/4 | TE | Blake Whiteheart | Signed to the practice squad |
| 9/9 | OL | Jackson Barton | Elevated to the active roster from the practice squad |
| 9/9 | S | Andre Chachere | Elevated to the active roster from the practice squad |
| 9/13 | LB | Tyreek Maddox-Williams | Signed to the practice squad |
| 9/13 | S | Jovante Moffatt | Placed on practice squad/injured reserve list |
| 9/16 | DL | Eric Banks | Elevated to the active roster from the practice squad |



| | | | | | | | |
|-------|----|-------------------|--|-------|----|------------------------|--|
| 9/16 | S | Andre Chachere | Signed to active roster from practice squad | 11/1 | RB | Hassan Hall | Signed to the practice squad |
| 9/16 | DL | L.J. Collier | Placed on injured reserve | 11/2 | RB | Tony Jones Jr. | Signed to the active roster from the practice squad |
| 9/16 | CB | Quavian White | Elevated to the active roster from the practice squad | 11/2 | WR | Jeff Smith | Released from the practice squad/injured reserve |
| 9/18 | S | Budda Baker | Placed on injured reserve | 11/2 | DL | Kendal Vickers | Signed to the practice squad |
| 9/18 | S | Joey Blount | Signed to the practice squad | 11/4 | WR | Andre Baccellia | Signed to the active roster from the practice squad |
| 9/18 | OL | Hayden Howerton | Placed on practice squad injured reserve list | 11/4 | RB | Corey Clement | Elevated to the active roster from the practice squad |
| 9/18 | S | Qwuantrezz Knight | Signed to the active roster from San Francisco's practice squad | 11/4 | QB | Jeff Driskel | Elevated to the active roster from the practice squad |
| 9/19 | WR | Daniel Arias | Released from the practice squad | 11/6 | WR | Andre Baccellia | Released |
| 9/19 | DL | Jacob Slade | Signed to the practice squad | 11/6 | RB | Hassan Hall | Released from the practice squad |
| 9/20 | WR | Jeff Smith | Signed to the practice squad | 11/6 | OL | Doug Kramer Jr. | Acquired via waivers from the Chicago Bears |
| 9/23 | DL | Roy Lopez | Signed to the practice squad | 11/7 | WR | Daniel Arias | Released from the practice squad |
| 9/23 | DL | Jacob Slade | Released from the practice squad | 11/7 | QB | Kyler Murray | Activated from Reserve/Physically Unable to Perform List (PUP) |
| 9/23 | DL | Carlos Watkins | Placed on injured reserve | 11/7 | CB | Bobby Price | Placed on injured reserve |
| 9/26 | DL | Roy Lopez | Signed to the active roster from the practice squad | 11/8 | WR | Andre Baccellia | Signed to the practice squad |
| 9/26 | DL | Jacob Slade | Signed to the practice squad | 11/8 | RB | James Conner | Designated to return from the injured reserve list |
| 9/26 | LB | Davion Taylor | Signed to the practice squad | 11/8 | OL | Austen Pleasants | Signed to the practice squad |
| 9/26 | CB | Quavian White | Released from the practice squad | 11/8 | CB | Quavian White | Signed to the practice squad |
| 9/30 | DL | Eric Banks | Elevated to the active roster from the practice squad | 11/9 | J | Tony Jones Jr. | Released |
| 9/30 | RB | Corey Clement | Elevated to the active roster from the practice squad | 11/9 | RB | Damien Williams | Released from the practice squad/injured reserve |
| 10/2 | CB | Kris Boyd | Released | 11/10 | DL | Eric Banks | Released from the practice squad |
| 10/2 | OL | Ilm Manning | Released | 11/10 | DL | Naquan Jones | Signed to the practice squad |
| 10/2 | CB | Christian Matthew | Released | 11/11 | OL | Jackson Barton | Elevated to the active roster from the practice squad |
| 10/2 | DL | Jacob Slade | Released from the practice squad | 11/11 | RB | James Conner | Activated from injured reserve/designated to return list |
| 10/3 | S | Joey Blount | Signed to active roster from practice squad | 11/11 | OL | Vitaliy Gurman | Released from the practice squad |
| 10/3 | P | Nolan Cooney | Released | 11/11 | RB | Tony Jones Jr. | Elevated to the active roster from the practice squad |
| 10/3 | P | Blake Gillikin | Signed to the active roster | 11/11 | RB | Tony Jones Jr. | Signed to the practice squad |
| 10/3 | DL | Phil Hoskins | Signed to the practice squad | 11/15 | RB | Michael Carter | Claimed off waivers from the New York Jets |
| 10/5 | RB | Damien Williams | Signed to the practice squad | 11/15 | OL | Doug Kramer Jr. | Released |
| 10/7 | RB | Corey Clement | Elevated to the active roster from the practice squad | 11/18 | WR | Andre Baccellia | Signed to the active roster from the practice squad |
| 10/7 | DL | Ben Stille | Elevated to the active roster from the practice squad | 11/18 | DL | Phil Hoskins | Elevated to the active roster from the practice squad |
| 10/9 | RB | Tony Jones Jr. | Claimed off waivers from the New Orleans Saints | 11/18 | RB | Tony Jones Jr. | Elevated to the active roster from the practice squad |
| 10/10 | RB | James Conner | Placed on injured reserve | 11/18 | S | Qwuantrezz Knight | Released |
| 10/10 | LB | Davion Taylor | Released from the practice squad | 11/21 | WR | Daniel Arias | Re-signed to the practice squad |
| 10/10 | CB | Quavian White | Signed to the practice squad | 11/21 | WR | Davion Davis | Released from the practice squad |
| 10/14 | OL | Dennis Daley | Activated from the injured reserve//designated for return list | 11/21 | DL | Leki Fotu | Placed on injured reserve |
| 10/14 | CB | Bobby Price | Elevated to the active roster from the practice squad | 11/21 | S | Qwuantrezz Knight | Re-signed to the active roster |
| 10/14 | RB | Damien Williams | Elevated to the active roster from the practice squad | 11/21 | DL | Ben Stille | Signed to the active roster from the practice squad |
| 10/17 | LB | Myjai Sanders | Waived | 11/21 | LB | Kyzir White | Placed on injured reserve |
| 10/18 | S | Budda Baker | Designated to return from the injured reserve list | 11/22 | WR | Dan Chisena | Signed to the practice squad |
| 10/18 | RB | Tony Jones Jr. | Released | 11/22 | CB | William Hooper | Signed to the practice squad |
| 10/18 | QB | Kyler Murray | Designated to return from the reserve/physically unable to perform | 11/25 | DL | Phil Hoskins | Elevated to the active roster from the practice squad |
| 10/20 | QB | Jeff Driskel | Released from the practice squad | 11/25 | CB | Divaad Wilson | Elevated to the active roster from the practice squad |
| 10/20 | RB | Tony Jones Jr. | Signed to the practice squad | 11/28 | RB | Keaontay Ingram | Released |
| 10/21 | S | Budda Baker | Activated from the injured reserve/designated to return list | 11/28 | OL | Austen Pleasants | Released from the practice squad |
| 10/21 | CB | Bobby Price | Elevated to the active roster from the practice squad | 11/28 | DL | Ben Stille | Released |
| 10/21 | RB | Damien Williams | Elevated to the active roster from the practice squad | 11/30 | TE | Zach Ertz | Released |
| 10/21 | CB | Garrett Williams | Activated from the Reserve/Non Football Injury List | 11/30 | DL | Ben Stille | Re-signed to the practice squad |
| 10/24 | TE | Zach Ertz | Placed on injured reserve | 12/2 | CB | Divaad Wilson | Elevated to the active roster from the practice squad |
| 10/24 | S | K'Von Wallace | Released | 12/2 | WR | Dan Chisena | Signed to the active roster from the practice squad |
| 10/24 | CB | Quavian White | Released from the practice squad | 12/2 | DL | Phil Hoskins | Elevated to the active roster from the practice squad |
| 10/24 | TE | Blake Whiteheart | Signed to the active roster from the practice squad | 12/4 | WR | Dan Chisena | Released |
| 10/25 | WR | Davion Davis | Re-signed to the practice squad | 12/5 | WR | Dan Chisena | Re-signed to the practice squad |
| 10/25 | DL | Jacob Slade | Re-signed to the practice squad | 12/5 | DL | Naquan Jones | Signed to the active roster from the practice squad |
| 10/26 | CB | Bobby Price | Signed to the active roster from the practice squad | 12/11 | WR | Andre Baccellia | Released |
| 10/26 | CB | Quavian White | Signed to the practice squad | 12/12 | CB | William Hooper | Released from the practice squad |
| 10/28 | WR | Andre Baccellia | Signed to the active roster from the practice squad | 12/12 | WR | Andre Baccellia | Re-signed to the practice squad |
| 10/28 | DL | Ben Stille | Elevated to the active roster from the practice squad | 12/13 | CB | Bobby Price | Designated to return from the injured reserve list |
| 10/28 | OL | Elijah Wilkinson | Placed on injured reserve | 12/15 | LB | Tyrece Smith | Signed to the active roster from Seattle's practice squad |
| 10/28 | RB | Damien Williams | Elevated to the active roster from the practice squad | 12/16 | OL | Elijah Wilkinson | Activated from injured reserve/designated to return list |
| 10/30 | WR | Andre Baccellia | Released | 12/20 | WR | Daniel Arias | Released from the practice squad |
| 10/31 | QB | Joshua Dobbs | Traded to Minnesota for a sixth-round pick in the 2024 NFL Draft. | 12/20 | LB | Davion Taylor | Re-signed to the practice squad |
| 10/31 | OL | Vitaliy Gurman | Signed to the practice squad | 12/20 | TE | John Samuel Shenker | Signed to the practice squad |
| 10/31 | DL | Jacob Slade | Released from the practice squad | 12/20 | LB | Tyreek Maddox-Williams | Signed to the active roster from the practice squad |
| 10/31 | WR | Jeff Smith | Placed on practice squad injured reserve list | 12/20 | TE | Geoff Swaim | Placed on injured reserve |
| 10/31 | CB | Quavian White | Released from the practice squad | 12/20 | LB | Josh Woods | Placed on injured reserve |
| 10/31 | RB | Damien Williams | Placed on practice squad injured reserve list | 12/20 | TE | Travis Vokolek | Signed to the active roster from Baltimore's practice squad |
| 11/1 | WR | Daniel Arias | Signed to the practice squad | 12/23 | WR | Dan Chisena | Elevated to the active roster from the practice squad |
| 11/1 | WR | Andre Baccellia | Signed to the practice squad | 12/23 | WR | Kaden Davis | Elevated to the active roster from the practice squad |
| 11/1 | QB | Jeff Driskel | Signed to the practice squad | 12/26 | CB | Marco Wilson | Released |
| | | | | 12/26 | TE | John Samuel Shenker | Released |

CARDINALS STARTERS AND INACTIVES



OFFENSE

| DATE | OPPONENT | WR | LT | LG | C | RG | RT | TE | QB | RB | FB |
|--------------|----------------------------|--------------------------------------|--------------|--------------|-------------|--------------|----------------|--|-----------|--------------|-----------|
| 9/10 | at Washington | M. Wilson/ M. Brown/ R. Moore | D. Humphries | E. Wilkinson | H. Froholdt | W. Hernandez | P. Johnson Jr. | Z. Ertz | J. Dobbs | J. Conner | -- |
| 9/17 | N.Y. Giants | M. Wilson/ M. Brown | D. Humphries | E. Wilkinson | H. Froholdt | W. Hernandez | P. Johnson Jr. | T. McBride/ Z. Ertz | J. Dobbs | J. Conner | -- |
| 9/24 | Dallas | M. Wilson/ M. Brown | D. Humphries | E. Wilkinson | H. Froholdt | W. Hernandez | P. Johnson Jr. | T. McBride/ Z. Ertz | J. Dobbs | J. Conner | -- |
| 10/1 | at San Francisco | M. Wilson/ M. Brown/ R. Moore | D. Humphries | E. Wilkinson | H. Froholdt | W. Hernandez | P. Johnson Jr. | Z. Ertz | J. Dobbs | J. Conner | -- |
| 10/8 | Cincinnati | M. Brown | D. Humphries | E. Wilkinson | H. Froholdt | W. Hernandez | P. Johnson Jr. | Z. Ertz/ G. Swaim | J. Dobbs | J. Conner | J. Luketa |
| 10/15 | at L.A. Rams | M. Wilson/ M. Brown | D. Humphries | E. Wilkinson | H. Froholdt | W. Hernandez | P. Johnson Jr. | Z. Ertz/ G. Swaim | J. Dobbs | K. Ingram | -- |
| 10/22 | at Seattle | M. Wilson/ M. Brown | D. Humphries | T. Colon | H. Froholdt | W. Hernandez | P. Johnson Jr. | Z. Ertz/ G. Swaim | J. Dobbs | E. Demercado | -- |
| 10/29 | Baltimore | M. Wilson/ M. Brown/ R. Moore | D. Humphries | T. Colon | H. Froholdt | W. Hernandez | P. Johnson Jr. | T. McBride | J. Dobbs | E. Demercado | -- |
| 11/5 | at Cleveland | Z. Pascal/ M. Brown/ G. Dortch | D. Humphries | D. Daley | H. Froholdt | W. Hernandez | P. Johnson Jr. | T. McBride | C. Tune | R. Moore | -- |
| 11/12 | Atlanta | M. Wilson/ M. Brown | K. Beachum | C. O'Donnell | H. Froholdt | W. Hernandez | P. Johnson Jr. | T. McBride/ G. Swaim | K. Murray | J. Conner | -- |
| 11/19 | at Houston | M. Brown/ R. Moore | D. Humphries | C. O'Donnell | H. Froholdt | W. Hernandez | P. Johnson Jr. | T. McBride/ G. Swaim | K. Murray | J. Conner | -- |
| 11/26 | L.A. Rams | M. Brown | D. Humphries | C. O'Donnell | H. Froholdt | W. Hernandez | P. Johnson Jr. | T. McBride/ G. Swaim/ E. Higgins | K. Murray | J. Conner | -- |
| 12/3 | at Pittsburgh | M. Brown/ R. Moore | D. Humphries | T. Colon | H. Froholdt | W. Hernandez | P. Johnson Jr. | T. McBride/ G. Swaim | K. Murray | J. Conner | -- |
| 12/17 | San Francisco | M. Wilson/ M. Brown | D. Humphries | T. Colon | H. Froholdt | W. Hernandez | P. Johnson Jr. | T. McBride/ G. Swaim | K. Murray | J. Conner | -- |
| 12/24 | at Chicago | M. Wilson/ G. Dortch/ R. Moore | D. Humphries | E. Wilkinson | H. Froholdt | W. Hernandez | P. Johnson Jr. | T. McBride | K. Murray | J. Conner | -- |
| 12/31 1/7 | at Philadelphia Seattle | -- -- | -- -- | -- -- | -- -- | -- -- | -- -- | -- -- | -- -- | -- -- | -- -- |

DEFENSE

| DATE | OPPONENT | DE | NT | DE | OLB | ILB | OLB | CB | S | DB | |
|--------------|----------------------------|------------|-----------|--------------|-------------|-----------|-----------|------------|---------------------------------|--|-----------------|
| 9/10 | at Washington | L. Collier | L. Fotu | J. Ledbetter | V. Dimukeje | K. White | J. Woods | Z. Collins | M. Wilson/ K. Clark | B. Baker/ J. Thompson | -- |
| 9/17 | N.Y. Giants | C. Watkins | -- | J. Ledbetter | C. Thomas | K. White | K. Barnes | Z. Collins | K. Clark/ M. Wilson | J. Thompson/ K. Wallace | A. Chachere |
| 9/24 | Dallas | K. Strong | L. Fotu | J. Ledbetter | V. Dimukeje | K. White | K. Barnes | Z. Collins | K. Clark/ M. Wilson | J. Thompson/ K. Wallace | -- |
| 10/1 | at San Francisco | K. Strong | L. Fotu | D. Stills | V. Dimukeje | K. White | E. Turner | Z. Collins | K. Clark/ M. Wilson | J. Thompson/ K. Wallace | -- |
| 10/8 | Cincinnati | K. Strong | L. Fotu | D. Stills | D. Gardeck | K. White | -- | Z. Collins | M. Wilson/ A. Hamilton Sr. | J. Thompson/ K. Wallace | A. Chachere |
| 10/15 | at L.A. Rams | K. Strong | -- | J. Ledbetter | C. Thomas | K. White | J. Woods | Z. Collins | K. Clark/ M. Wilson | A. Chachere/ K. Wallace/ J. Blount | A. Hamilton Sr. |
| 10/22 | at Seattle | K. Strong | L. Fotu | J. Ledbetter | V. Dimukeje | K. White | J. Woods | Z. Collins | M. Wilson/ S. Thomas V | A. Chachere/ B. Baker | -- |
| 10/29 | Baltimore | D. Stills | L. Fotu | J. Ledbetter | D. Gardeck | K. White | -- | Z. Collins | M. Wilson/ A. Hamilton Sr. | B. Baker/ J. Thompson | G. Williams |
| 11/5 | at Cleveland | K. Strong | L. Fotu | J. Ledbetter | D. Gardeck | K. White | -- | Z. Collins | M. Wilson/ A. Hamilton Sr. | B. Baker/ J. Thompson | G. Williams |
| 11/12 | Atlanta | K. Strong | L. Fotu | J. Ledbetter | D. Gardeck | K. White | -- | Z. Collins | M. Wilson/ S. Thomas V | B. Baker/ J. Thompson | G. Williams |
| 11/19 | at Houston | K. Strong | L. Fotu | D. Stills | V. Dimukeje | K. White | J. Woods | Z. Collins | M. Wilson/ A. Hamilton Sr. | B. Baker/ J. Thompson | -- |
| 11/26 | L.A. Rams | D. Stills | R. Lopez | J. Ledbetter | D. Gardeck | J. Woods | -- | Z. Collins | K. Clark/ S. Thomas V | B. Baker/ J. Thompson | G. Williams |
| 12/3 | at Pittsburgh | D. Stills | K. Strong | J. Ledbetter | V. Dimukeje | J. Woods | K. Barnes | Z. Collins | K. Clark/ D. Wilson | B. Baker/ J. Thompson | -- |
| 12/17 | San Francisco | D. Stills | R. Lopez | J. Ledbetter | D. Gardeck | J. Woods | -- | Z. Collins | A. Hamilton Sr./ S. Thomas V | B. Baker/ J. Thompson | G. Williams |
| 12/24 | at Chicago | K. Strong | R. Lopez | J. Ledbetter | C. Thomas | K. Barnes | O. Pappoe | Z. Collins | A. Hamilton Sr./ S. Thomas V | B. Baker/ J. Thompson | -- |
| 12/31 1/7 | at Philadelphia Seattle | -- -- | -- -- | -- -- | -- -- | -- -- | -- -- | -- -- | -- -- | -- -- | -- -- |

2023 REGULAR SEASON INACTIVES

| DATE | OPPONENT | 1 | 2 | 3 | 4 | 5 | 6 | 7 |
|----------------|----------------------------|-------------------------|-------------------------|-------------------------|-----------------------|-----------------------|----------------------|----------------------|
| 09/10 | at Washington | OL Kelvin Beachum | TE Elijah Higgins | OL Ilm Manning | OL Carter O'Donnell | LB Owen Pappoe | DL Dante Stills | CB Starling Thomas V |
| 09/17 | N.Y. Giants | S Budda Baker | DL Leki Fotu | TE Elijah Higgins | OL Ilm Manning | OL Carter O'Donnell | CB Starling Thomas V | LB Josh Woods |
| 09/24 | Dallas | TE Elijah Higgins | OL Ilm Manning | OL Carter O'Donnell | CB Starling Thomas V | LB Josh Woods | -- | -- |
| 10/01 | at San Francisco | TE Elijah Higgins | RB Keaontay Ingram | DL Jonathan Ledbetter | OL Ilm Manning | OL Carter O'Donnell | CB Starling Thomas V | LB Josh Woods |
| 10/08 | Cincinnati | TE Elijah Higgins | RB Keaontay Ingram | S Qwuantrezz Knight | DL Jonathan Ledbetter | OL Carter O'Donnell | -- | -- |
| 10/15 | at L.A. Rams | TE Elijah Higgins | OL Keith Ismael | RB Tony Jones Jr. | LB Jesse Luketa | OL Carter O'Donnell | S Jalen Thompson | -- |
| 10/22 | at Seattle | CB Antonio Hamilton Sr. | S Qwuantrezz Knight | LB Jesse Luketa | OL Carter O'Donnell | WR Zach Pascal | S Jalen Thompson | OL Elijah Wilkinson |
| 10/29 | Baltimore | LB Krys Barnes | CB Kei'Trel Clark | WR Greg Dortch | S Qwuantrezz Knight | OL Carter O'Donnell | DL Kevin Strong | TE Blake Whiteheart |
| 11/05 | at Cleveland | CB Kei'Trel Clark | OL Trystan Colon | RB Emari Demercado | S Qwuantrezz Knight | LB Jesse Luketa | TE Blake Whiteheart | WR Michael Wilson |
| 11/12 | Atlanta | OL Trystan Colon | RB Emari Demercado | OL D.J. Humphries | S Qwuantrezz Knight | OL Doug Kramer Jr. | LB Ezekiel Turner | TE Blake Whiteheart |
| 11/19 | at Houston | S Joey Blount | RB Michael Carter | OL Dennis Daley | RB Emari Demercado | DL Jonathan Ledbetter | WR Zach Pascal | WR Michael Wilson |
| 11/26 | L.A. Rams | S Joey Blount | OL Dennis Daley | CB Antonio Hamilton Sr. | RB Keaontay Ingram | DL Kevin Strong | TE Blake Whiteheart | WR Michael Wilson |
| 12/03 | at Pittsburgh | OL Dennis Daley | CB Antonio Hamilton Sr. | WR Zach Pascal | CB Starling Thomas V | TE Blake Whiteheart | WR Michael Wilson | -- |
| 12/17 | San Francisco | OL Dennis Daley | S Qwuantrezz Knight | OL Carter O'Donnell | LB Tyreke Smith | TE Blake Whiteheart | -- | -- |
| 12/24 | at Chicago | WR Marquise Brown | OL Dennis Daley | LB Victor Dimukeje | OL Carter O'Donnell | LB Tyreke Smith | TE Travis Vokolek | CB Garrett Williams |
| 12/31 01/07 | at Philadelphia Seattle | -- -- | -- -- | -- -- | -- -- | -- -- | -- -- | -- -- |



CARDINALS ROSTER BY POSITION

| NO. | NAME | POS. | HT. | WT. | AGE | EXP. | COLLEGE | HOMETOWN | HOW ACQ. |
|----------------------------|-------------------------|------|------|-----|-----|------|----------------------|-----------------------|--------------|
| QUARTERBACKS (2) | | | | | | | | | |
| 1 | Murray, Kyler | QB | 5-10 | 207 | 26 | 5 | Oklahoma | Allen, TX | D1-19 |
| 15 | Tune, Clayton | QB | 6-3 | 220 | 24 | R | Houston | Carrollton, TX | D5a-23 |
| RUNNING BACKS (3) | | | | | | | | | |
| 6 | Conner, James | RB | 6-1 | 233 | 28 | 7 | Pittsburgh | Erie, PA | UFA-21 (Pit) |
| 22 | Carter, Michael | RB | 5-8 | 201 | 24 | 3 | North Carolina | Navarre, FL | WV-23 (NYJ) |
| 31 | Demercado, Emari | RB | 5-9 | 215 | 24 | R | Texas Christian | Inglewood, CA | FA-23 |
| WIDE RECEIVERS (5) | | | | | | | | | |
| 0 | Pascal, Zach | WR | 6-2 | 215 | 29 | 6 | Old Dominion | Upper Marlboro, MD | UFA-23 (Phi) |
| 2 | Brown, Marquise | WR | 5-9 | 180 | 26 | 5 | Oklahoma | Hollywood, FL | TR-22 (Bal) |
| 4 | Moore, Rondale | WR | 5-7 | 181 | 23 | 3 | Purdue | New Albany, IN | D2-21 |
| 14 | Wilson, Michael | WR | 6-2 | 213 | 23 | R | Stanford | Simi Valley, CA | D3b-23 |
| 83 | Dortch, Greg | WR | 5-7 | 175 | 25 | 3 | Wake Forest | Highland Springs, VA | FA-21 |
| TIGHT ENDS (4) | | | | | | | | | |
| 81 | Vokolek, Travis | TE | 6-6 | 260 | 25 | R | Nebraska | Springfield, MO | FA-23 |
| 84 | Higgins, Elijah | TE | 6-3 | 235 | 23 | R | Stanford | Austin, TX | WV-23 (Mia) |
| 85 | McBride, Trey | TE | 6-4 | 246 | 24 | 2 | Colorado State | Fort Morgan, CO | D2-22 |
| 89 | Whiteheart, Blake | TE | 6-4 | 247 | 23 | R | Wake Forest | Winston-Salem, NC | FA-23 |
| OFFENSIVE LINE (10) | | | | | | | | | |
| 60 | Ismael, Keith | OL | 6-3 | 310 | 25 | 3 | San Diego State | Oakland, CA | WV-23 (SF) |
| 61 | O'Donnell, Carter | OL | 6-5 | 305 | 25 | 1 | Alberta | Calgary, Alberta | WV-23 (Ind) |
| 63 | Colon, Trystan | OL | 6-3 | 313 | 25 | 4 | Missouri | Webb City, MO | WV-23 (NYJ) |
| 65 | Wilkinson, Elijah | OL | 6-6 | 314 | 28 | 7 | Massachusetts | Downingtown, PA | UFA-23 (Atl) |
| 68 | Beachum, Kelvin | OL | 6-3 | 308 | 34 | 12 | SMU | Mexia, TX | FA-20 |
| 70 | Johnson Jr., Paris | OL | 6-6 | 313 | 22 | R | Ohio State | Cincinnati, Ohio | D1-23 |
| 71 | Daley, Dennis | OL | 6-6 | 326 | 27 | 5 | South Carolina | Columbia, S.C. | UFA-23 (Ten) |
| 72 | Froholdt, Hjalte | OL | 6-5 | 310 | 27 | 4 | Arkansas | Svendborg, Denmark | UFA-23 (Cle) |
| 74 | Humphries, D.J. | OL | 6-5 | 307 | 29 | 8 | Florida | Union, SC | D1-15 |
| 76 | Hernandez, Will | OL | 6-3 | 332 | 28 | 6 | UTEP | Las Vegas, NV | UFA-22 (NYG) |
| LINEBACKERS (11) | | | | | | | | | |
| 18 | Ojulari, BJ | LB | 6-2 | 248 | 21 | R | LSU | Marietta, GA | D2-23 |
| 25 | Collins, Zaven | LB | 6-4 | 260 | 24 | 3 | Tulsa | Hominy, OK | D1-21 |
| 43 | Luketa, Jesse | LB | 6-3 | 253 | 24 | 2 | Penn State | Ottawa, Ontario | D7b-22 |
| 44 | Pappoe, Owen | LB | 6-0 | 225 | 23 | R | Auburn | Lawrenceville, GA | D5b-23 |
| 45 | Gardeck, Dennis | LB | 6-0 | 232 | 29 | 6 | Sioux Falls | Lake in the Hills, IL | FA-18 |
| 47 | Turner, Ezekiel | LB | 6-2 | 214 | 27 | 6 | Washington | Pasadena, MD | FA-18 |
| 50 | Smith, Tyreke | LB | 6-3 | 255 | 23 | 1 | Ohio State | Cleveland, OH | FA-23 |
| 51 | Barnes, Krys | LB | 6-2 | 229 | 25 | 4 | UCLA | Bakersfield, CA | UFA-23 (GB) |
| 52 | Dimukeje, Victor | LB | 6-2 | 262 | 24 | 3 | Duke | Baltimore, MD | D6a-21 |
| 58 | Maddox-Williams, Tyreek | LB | 6-0 | 228 | 26 | 1 | Rutgers | Philadelphia, PA | FA-23 |
| 97 | Thomas, Cameron | LB | 6-4 | 267 | 23 | 2 | San Diego State | Carlsbad, CA | D3a-22 |
| DEFENSIVE BACKS (9) | | | | | | | | | |
| 3 | Baker, Budda | S | 5-10 | 195 | 27 | 7 | Washington | Bellevue, WA | D2-17 |
| 13 | Clark, Kei'Trel | CB | 5-10 | 181 | 22 | R | Louisville | Richmond, VA | D6a-23 |
| 21 | Williams, Garrett | CB | 5-10 | 192 | 22 | R | Syracuse | Harrisburg, NC | D3a-23 |
| 24 | Thomas V, Starling | CB | 5-10 | 194 | 23 | R | Alabama-Birmingham | Birmingham, AL | WV-23 (Det) |
| 28 | Knight, Qwuantrezz | S | 6-0 | 199 | 26 | 1 | UCLA | Gretna, FL | FA-23 |
| 32 | Blount, Joey | S | 6-1 | 201 | 25 | 2 | Virginia | Atlanta, GA | FA-23 |
| 33 | Hamilton Sr., Antonio | CB | 6-0 | 195 | 30 | 8 | South Carolina State | Johnston, SC | FA-21 |
| 34 | Thompson, Jalen | S | 5-11 | 190 | 25 | 5 | Washington State | Downey, CA | SD5-19 |
| 36 | Chachere, Andre | S | 6-0 | 197 | 27 | 3 | San Jose State | Fresno, CA | WV-23 (Phi) |
| DEFENSIVE LINE (5) | | | | | | | | | |
| 55 | Stills, Dante | DL | 6-4 | 286 | 24 | R | West Virginia | Fairmont, WV | D6b-23 |
| 92 | Strong, Kevin | DL | 6-4 | 295 | 27 | 5 | Texas-San Antonio | Cleveland, TX | UFA-23 (Ten) |
| 93 | Ledbetter, Jonathan | DL | 6-4 | 282 | 26 | 2 | Georgia | Tucker, GA | FA-21 |
| 96 | Jones, Naquan | DL | 6-3 | 313 | 25 | 3 | Michigan State | Evanston, Ill. | FA-23 |
| 98 | Lopez, Roy | DL | 6-2 | 318 | 26 | 3 | Arizona | Tempe, AZ | FA-23 |
| SPECIALISTS (3) | | | | | | | | | |
| 5 | Prater, Matt | K | 5-10 | 201 | 39 | 17 | Central Florida | Estero, FL | UFA-21 (Det) |
| 12 | Gillikin, Blake | P | 6-2 | 196 | 25 | 3 | Penn State | Atlanta, GA | FA-23 |
| 46 | Brewer, Aaron | LS | 6-5 | 232 | 33 | 12 | San Diego State | Fullerton, CA | FA-16 |

CARDINALS HOW THEY WERE BUILT



| YEAR | DRAFTEES (17) | FREE AGENTS (26) | TRADES (1) | WAIVERS (7) | SUP. DRAFT (1) |
|------|--|---|-------------------------------|---|---------------------------|
| 2015 | OL D.J. Humphries (1) | | | | |
| 2016 | | LS Aaron Brewer (FA-16) | | | |
| 2017 | S Budda Baker (2) | | | | |
| 2018 | | LB Dennis Gardeck (FA-18) LB Ezekiel Turner (FA-18) | | | |
| 2019 | QB Kyler Murray (1) | | | | S Jalen Thompson (SD5-19) |
| 2020 | | OL Kelvin Beachum (FA-20) | | | |
| 2021 | LB Zaven Collins (1) WR Rondale Moore (2) LB Victor Dimukeje (6a) | RB James Conner (UFA-21 Pit) WR Greg Dortch (FA-21) CB Antonio Hamilton Sr. (FA-21) DL Jonathan Ledbetter (FA-21) K Matt Prater (UFA-21 Det) | | | |
| 2022 | TE Trey McBride (2) LB Cameron Thomas (3a) LB Jesse Luketa (7b) | OL Will Hernandez (UFA-22 NYG) | WR Marquise Brown (TR-22 Bal) | | |
| 2023 | OL Paris Johnson Jr. (1) LB BJ Ojulari (2) CB Garrett Williams (3) WR Michael Wilson (3) LB Owen Pappoe (5a) QB Clayton Tune (5b) CB Kei'Trel Clark (6a) DL Dante Stills (6b) | LB Krys Barnes (UFA-23 GB) S Joey Blount (FA-23) OL Dennis Daley (UFA-23 Ten) RB Emari Demercado (FA-23) OL Hjalte Froholdt (UFA-23 Cle) P Blake Gillikin (FA-23) DL Naquan Jones (FA-23) S Qwuantrezz Knight (FA-23) DL Roy Lopez (FA-23) LB Tyreek Maddox-Williams (FA-23) WR Zach Pascal (UFA-23 Phi) LB Tyreke Smith (FA-23) DL Kevin Strong (UFA-23 Ten) TE Travis Vokolek (FA-23) TE Blake Whiteheart (FA-23) OL Elijah Wilkinson (UFA-23 Atl) | | RB Michael Carter (WV-23 NYJ) S Andre Chachere (WV-23 Phi) OL Trystan Colon (WV-23 NYJ) TE Elijah Higgins (WV-23 Mia) OL Keith Ismael (WV-23 SF) OL Carter O'Donnell (WV-23 Ind) CB Starling Thomas V (WV-23 Det) | |



CARDINALS DEPTH CHART

(As of December 26, 2023)

As Prepared by Team's Media Relations Department

OFFENSE

| | | | | |
|-----------|-----------------------------|---------------------------|----------------------------|--------------------------|
| WR | 2 Marquise Brown | | | |
| LT | 74 D.J. Humphries | 71 Dennis Daley | | |
| LG | 65 Elijah Wilkinson | 63 Trystan Colon | | |
| C | 72 Hjalte Froholdt | 60 Keith Ismael | | |
| RG | 76 Will Hernandez | 61 Carter O'Donnell | | |
| RT | <u>70 Paris Johnson Jr.</u> | 68 Kelvin Beachum | | |
| TE | 85 Trey McBride | <u>84 Elijah Higgins</u> | <u>89 Blake Whiteheart</u> | <u>81 Travis Vokolek</u> |
| WR | 4 Rondale Moore | 83 Greg Dortch | | |
| WR | <u>14 Michael Wilson</u> | 0 Zach Pascal | | |
| QB | 1 Kyler Murray | <u>15 Clayton Tune</u> | | |
| RB | 6 James Conner | <u>31 Emari Demercado</u> | 22 Michael Carter | |

DEFENSE

| | | | | |
|------------|-----------------------------|----------------------------|----------------------|-----------------|
| DE | <u>55 Dante Stills</u> | 96 Naquan Jones | | |
| NT | 92 Kevin Strong | 98 Roy Lopez | | |
| DE | 93 Jonathan Ledbetter | | | |
| OLB | 45 Dennis Gardeck | 52 Victor Dimukeje | 43 Jesse Luketa | 50 Tyreke Smith |
| ILB | 51 Krys Barnes | 58 Tyreek Maddox-Williams | | |
| ILB | <u>44 Owen Pappoe</u> | 47 Ezekiel Turner | | |
| OLB | 25 Zaven Collins | <u>18 BJ Ojulari</u> | 97 Cameron Thomas | |
| CB | 33 Antonio Hamilton Sr. | <u>13 Kei'Trel Clark</u> | | |
| CB | <u>24 Starling Thomas V</u> | <u>21 Garrett Williams</u> | | |
| S | 34 Jalen Thompson | 36 Andre Chachere | 28 Qwuantrezz Knight | |
| S | 3 Budda Baker | 32 Joey Blount | | |

SPECIALISTS

| | |
|-----------|-------------------|
| K | 5 Matt Prater |
| P | 12 Blake Gillikin |
| LS | 46 Aaron Brewer |
| H | 12 Blake Gillikin |
| KR | 83 Greg Dortch |
| PR | 83 Greg Dortch |

PRONUNCIATION GUIDE

| | | | |
|-----------------------|-----------------------------|-------------------------|----------------|
| Joey Blount | Blunt | Qwuantrezz Knight | KWAN-trez |
| Andre Chachere | SASH-er-ay | Jesse Luketa | loo-KETT-uh |
| Kei'Trel Clark | KEY-trell | BJ Ojulari | oh-joo-LARR-ee |
| Emari Demercado | ee-MAR-ee / dee-mer-CAH-doe | Owen Pappoe | PAPP-oh |
| Victor Dimukeje | dee-moo-KAY-g | Tyreke Smith | ty-REEK |
| Hjalte Froholdt | YELL-duh / FRO-holt | Travis Vokolek | VOKE-oh-leck |
| Keith Ismael | ish-MALE | | |

NOTE: Rookies are underlined

CARDINALS ALPHABETICAL ROSTER



| NO. | NAME | POS | HT | WT | DOB | EXP | COLLEGE | HOMETOWN | HOW ACQ |
|--|-------------------------|-----|------|-----|------------|-----|--------------------------|-----------------------|--------------|
| 3 | Baker, Budda | S | 5-10 | 195 | 1/10/1996 | 7 | Washington | Bellevue, WA | D2-17 |
| 51 | Barnes, Krys | LB | 6-2 | 229 | 4/2/1998 | 4 | UCLA | Bakersfield, CA | UFA-23 (GB) |
| 68 | Beachum, Kelvin | OL | 6-3 | 308 | 6/8/1989 | 12 | SMU | Mexia, TX | FA-20 |
| 32 | Blount, Joey | S | 6-1 | 201 | 11/16/1998 | 2 | Virginia | Atlanta, GA | FA-23 |
| 46 | Brewer, Aaron | LS | 6-5 | 232 | 7/5/1990 | 12 | San Diego State | Fullerton, CA | FA-16 |
| 2 | Brown, Marquise | WR | 5-9 | 180 | 6/4/1997 | 5 | Oklahoma | Hollywood, FL | TR-22 (Bal) |
| 22 | Carter, Michael | RB | 5-8 | 201 | 5/7/1999 | 3 | North Carolina | Navarre, FL | WV-23 (NYJ) |
| 36 | Chachere, Andre | S | 6-0 | 197 | 2/10/1996 | 3 | San Jose State | Fresno, CA | WV-23 (Phi) |
| 13 | Clark, Kei'Trel | CB | 5-10 | 181 | 3/19/2001 | R | Louisville | Richmond, VA | D6a-23 |
| 25 | Collins, Zaven | LB | 6-4 | 260 | 5/19/1999 | 3 | Tulsa | Hominy, OK | D1-21 |
| 63 | Colon, Trystan | OL | 6-3 | 313 | 3/23/1998 | 4 | Missouri | Webb City, MO | WV-23 (NYJ) |
| 6 | Conner, James | RB | 6-1 | 233 | 5/5/1995 | 7 | Pittsburgh | Erie, PA | UFA-21 (Pit) |
| 71 | Daley, Dennis | OL | 6-6 | 326 | 8/7/1996 | 5 | South Carolina | Columbia, S.C. | UFA-23 (Ten) |
| 31 | Demercado, Emari | RB | 5-9 | 215 | 1/20/1999 | R | Texas Christian | Inglewood, CA | FA-23 |
| 52 | Dimukeje, Victor | LB | 6-2 | 262 | 11/18/1999 | 3 | Duke | Baltimore, MD | D6a-21 |
| 83 | Dortch, Greg | WR | 5-7 | 175 | 5/29/1998 | 3 | Wake Forest | Highland Springs, VA | FA-21 |
| 72 | Froholdt, Hjalte | OL | 6-5 | 310 | 8/20/1996 | 4 | Arkansas | Svendborg, Denmark | UFA-23 (Cle) |
| 45 | Gardeck, Dennis | LB | 6-0 | 232 | 8/9/1994 | 6 | Sioux Falls | Lake in the Hills, IL | FA-18 |
| 12 | Gillikin, Blake | P | 6-2 | 196 | 1/21/1998 | 3 | Penn State | Atlanta, GA | FA-23 |
| 33 | Hamilton Sr., Antonio | CB | 6-0 | 195 | 1/24/1993 | 8 | South Carolina State | Johnston, SC | FA-21 |
| 76 | Hernandez, Will | OL | 6-3 | 332 | 9/2/1995 | 6 | UTEP | Las Vegas, NV | UFA-22 (NYG) |
| 84 | Higgins, Elijah | TE | 6-3 | 235 | 10/27/2000 | R | Stanford | Austin, TX | WV-23 (Mia) |
| 74 | Humphries, D.J. | OL | 6-5 | 307 | 12/28/1993 | 8 | Florida | Union, SC | D1-15 |
| 60 | Ismael, Keith | OL | 6-3 | 310 | 7/25/1998 | 3 | San Diego State | Oakland, CA | WV-23 (SF) |
| 70 | Johnson Jr., Paris | OL | 6-6 | 313 | 7/3/2001 | R | Ohio State | Cincinnati, Ohio | D1-23 |
| 96 | Jones, Naquan | DL | 6-3 | 313 | 2/5/1998 | 3 | Michigan State | Evanston, Ill. | FA-23 |
| 28 | Knight, Qwuantrazz | S | 6-0 | 199 | 10/10/1997 | 1 | UCLA | Gretna, VA | FA-23 |
| 93 | Ledbetter, Jonathan | DL | 6-4 | 282 | 9/12/1997 | 2 | Georgia | Tucker, GA | FA-21 |
| 98 | Lopez, Roy | DL | 6-2 | 318 | 8/7/1997 | 3 | Arizona | Tempe, AZ | FA-23 |
| 43 | Luketa, Jesse | LB | 6-3 | 253 | 1/15/1999 | 2 | Penn State | Ottawa, Ontario | D7b-22 |
| 58 | Maddox-Williams, Tyreek | LB | 6-0 | 228 | 10/28/1997 | 1 | Rutgers | Philadelphia, PA | FA-23 |
| 85 | McBride, Trey | TE | 6-4 | 246 | 11/22/1999 | 2 | Colorado State | Fort Morgan, CO | D2-22 |
| 4 | Moore, Rondale | WR | 5-7 | 181 | 6/9/2000 | 3 | Purdue | New Albany, IN | D2-21 |
| 1 | Murray, Kyler | QB | 5-10 | 207 | 8/7/1997 | 5 | Oklahoma | Allen, TX | D1-19 |
| 61 | O'Donnell, Carter | OL | 6-5 | 305 | 12/23/1998 | 1 | Alberta | Calgary, Alberta | WV-23 (Ind) |
| 18 | Ojulari, BJ | LB | 6-2 | 248 | 4/5/2002 | R | LSU | Marietta, GA | D2-23 |
| 44 | Pappoe, Owen | LB | 6-0 | 225 | 9/29/2000 | R | Auburn | Lawrenceville, GA | D5b-23 |
| 0 | Pascal, Zach | WR | 6-2 | 215 | 12/18/1994 | 6 | Old Dominion | Upper Marlboro, MD | UFA-23 (Phi) |
| 5 | Prater, Matt | K | 5-10 | 201 | 8/10/1984 | 17 | Central Florida | Estero, FL | UFA-21 (Det) |
| 50 | Smith, Tyreke | LB | 6-3 | 255 | 2/14/2000 | 1 | Ohio State | Cleveland, OH | FA-23 |
| 55 | Stills, Dante | DL | 6-4 | 286 | 12/14/1999 | R | West Virginia | Fairmont, WV | D6b-23 |
| 92 | Strong, Kevin | DL | 6-4 | 295 | 8/5/1996 | 5 | Texas-San Antonio | Cleveland, TX | UFA-23 (Ten) |
| 97 | Thomas, Cameron | LB | 6-4 | 267 | 7/1/2000 | 2 | San Diego State | Carlsbad, CA | D3a-22 |
| 24 | Thomas V, Starling | CB | 5-10 | 194 | 1/25/2000 | R | Alabama-Birmingham | Birmingham, AL | WV-23 (Det) |
| 34 | Thompson, Jalen | S | 5-11 | 190 | 7/18/1998 | 5 | Washington State | Downey, CA | SD5-19 |
| 15 | Tune, Clayton | QB | 6-3 | 220 | 3/23/1999 | R | Houston | Carrollton, TX | D5a-23 |
| 47 | Turner, Ezekiel | LB | 6-2 | 214 | 6/9/1996 | 6 | Washington | Pasadena, MD | FA-18 |
| 81 | Vokolek, Travis | TE | 6-6 | 260 | 6/4/1998 | R | Nebraska | Springfield, MO | FA-23 |
| 89 | Whiteheart, Blake | TE | 6-4 | 247 | 3/22/2000 | R | Wake Forest | Winston-Salem, NC | FA-23 |
| 65 | Wilkinson, Elijah | OL | 6-6 | 314 | 2/10/1995 | 7 | Massachusetts | Downingtown, PA | UFA-23 (Atl) |
| 21 | Williams, Garrett | CB | 5-10 | 192 | 6/1/2001 | R | Syracuse | Harrisburg, NC | D3a-23 |
| 14 | Wilson, Michael | WR | 6-2 | 213 | 2/23/2000 | R | Stanford | Simi Valley, CA | D3b-23 |
| Injured Reserve (12) | | | | | | | | | |
| 91 | Collier, L.J. | DL | 6-2 | 291 | 9/12/1995 | 5 | TCU | Munday, Texas | UFA-23 (Sea) |
| 50 | Eiflein, Pat | OL | 6-3 | 305 | 7/6/1994 | 7 | Ohio State | Pickerington, OH | FA-23 |
| 24 | Fenton, Rashad | CB | 5-11 | 193 | 2/17/1997 | 5 | South Carolina | Miami, FL | UFA-23 (Atl) |
| 95 | Fotu, Leki | DL | 6-5 | 334 | 8/23/1998 | 4 | Utah | West Valley City, UT | D4a-20 |
| 59 | Gaines II, Jon | OL | 6-4 | 303 | 5/24/1999 | R | UCLA | Wauwatosa, WI | D4-23 |
| 39 | Hembrough, Matt | LS | 6-3 | 236 | 5/17/1999 | R | Oklahoma State | Lisle, IL | FA-23 |
| 32 | Mack, Marlon | RB | 5-11 | 210 | 3/7/1996 | 7 | South Florida | Sarasota, Fla | FA-23 |
| 48 | McMichael, Kyler | CB | 6-0 | 202 | 3/22/2000 | 1 | North Carolina | Atlanta, GA | WV-23 (Buf) |
| 87 | Swaim, Geoff | TE | 6-4 | 260 | 9/16/1993 | 9 | Texas | Chico, CA | FA-23 |
| 94 | Watkins, Carlos | DL | 6-3 | 305 | 12/5/1993 | 7 | Clemson | Forest City, NC | UFA-23 (Dal) |
| 7 | White, Kyzir | LB | 6-2 | 234 | 3/24/1996 | 6 | West Virginia | Emmaus, PA | UFA-23 (Phi) |
| 10 | Woods, Josh | LB | 6-1 | 230 | 7/1/1996 | 5 | Maryland | Baltimore, MD | UFA-23 (Det) |
| Practice Squad (15) | | | | | | | | | |
| 82 | Baccellia, Andre | WR | 5-10 | 175 | 1/7/1997 | 2 | Washington | Thousand Oaks, CA | FA-21 |
| 66 | Barton, Jackson | OL | 6-7 | 302 | 8/8/1995 | 3 | Utah | Park City, UT | UFA-23 (LV) |
| 16 | Chisena, Dan | WR | 6-3 | 203 | 2/25/1997 | 3 | Penn State | Downingtown, PA | FA-23 |
| 23 | Clement, Corey | RB | 5-10 | 220 | 11/2/1994 | 7 | Wisconsin | Glassboro, NJ | FA-22 |
| 17 | Davis, Kaden | WR | 6-1 | 190 | 9/25/1998 | 1 | Northwest Missouri State | Ellsworth, KS | FA-23 |
| 19 | Driskel, Jeff | QB | 6-4 | 235 | 4/23/1993 | 6 | Louisiana Tech | Oviedo, FL | UFA-23 (Hou) |
| 78 | Hayes, Marquis | OL | 6-5 | 318 | 2/14/1999 | 1 | Oklahoma | St. Louis, MO | D7-22 |
| 79 | Hoskins, Phil | DL | 6-5 | 315 | 1/2/1997 | 3 | Kentucky | Toledo, OH | FA-23 |
| 37 | Jones Jr., Tony | RB | 5-11 | 224 | 11/24/1997 | 3 | Notre Dame | St. Petersburg, FL | WV-23 (NO) |
| 86 | Smith, Jeff | WR | 6-1 | 195 | 4/21/1997 | 5 | Boston College | St. Petersburg, Fla. | FA-23 |
| 90 | Stille, Ben | DL | 6-4 | 296 | 11/12/1997 | 2 | Nebraska | Ashland, NE | WV-23 (Cle) |
| 54 | Taylor, Davion | LB | 6-1 | 230 | 8/5/1998 | 3 | Colorado | Magnolia, MS | FA-23 |
| 75 | Vickers, Kendal | DL | 6-3 | 295 | 5/23/1995 | 4 | Tennessee | Havelock, N.C. | FA-23 |
| 38 | White, Quavian | CB | 5-8 | 187 | 6/12/2000 | R | Georgia State | Greer, SC | FA-23 |
| 27 | Wilson, Divaad | CB | 6-0 | 195 | 1/26/2000 | R | Central Florida | Miami, FL | FA-23 |
| International Player Pathway/PS Exemption (1) | | | | | | | | | |
| 80 | Seikovits, Bernhard | TE | 6-5 | 262 | 7/24/1997 | 1 | No College | Vienna, Austria | FA-21 |
| Injured Reserve - Designated For Return (1) | | | | | | | | | |
| 26 | Price, Bobby | CB | 6-3 | 208 | 4/25/1998 | 3 | Norfolk State | Virginia Beach, VA | FA-23 |
| Practice Squad/Injured Reserve (1) | | | | | | | | | |
| 75 | Howerton, Hayden | OL | 6-3 | 300 | 2/11/1999 | 1 | Southern Methodist | Katy, TX | WV-23 (NE) |



CARDINALS NUMERICAL ROSTER

| NO. | NAME | POS | HT | WT | DOB | EXP | COLLEGE | HOW ACQ |
|-----|------------------------|-----|------|-----|------------|-----|----------------------|--------------|
| 0 | Zach Pascal | WR | 6-2 | 215 | 12/18/1994 | 6 | Old Dominion | UFA-23 (Phi) |
| 1 | Kyler Murray | QB | 5-10 | 207 | 8/7/1997 | 5 | Oklahoma | D1-19 |
| 2 | Marquise Brown | WR | 5-9 | 180 | 6/4/1997 | 5 | Oklahoma | TR-22 (Bal) |
| 3 | Budda Baker | S | 5-10 | 195 | 1/10/1996 | 7 | Washington | D2-17 |
| 4 | Rondale Moore | WR | 5-7 | 181 | 6/9/2000 | 3 | Purdue | D2-21 |
| 5 | Matt Prater | K | 5-10 | 201 | 8/10/1984 | 17 | Central Florida | UFA-21 (Det) |
| 6 | James Conner | RB | 6-1 | 233 | 5/5/1995 | 7 | Pittsburgh | UFA-21 (Pit) |
| 12 | Blake Gillikin | P | 6-2 | 196 | 1/21/1998 | 3 | Penn State | FA-23 |
| 13 | Kei'Trel Clark | CB | 5-10 | 181 | 3/19/2001 | R | Louisville | D6a-23 |
| 14 | Michael Wilson | WR | 6-2 | 213 | 2/23/2000 | R | Stanford | D3b-23 |
| 15 | Clayton Tune | QB | 6-3 | 220 | 3/23/1999 | R | Houston | D5a-23 |
| 18 | BJ Ojulari | LB | 6-2 | 248 | 4/5/2002 | R | LSU | D2-23 |
| 21 | Garrett Williams | CB | 5-10 | 192 | 6/1/2001 | R | Syracuse | D3a-23 |
| 22 | Michael Carter | RB | 5-8 | 201 | 5/7/1999 | 3 | North Carolina | WV-23 (NYJ) |
| 24 | Starling Thomas V | CB | 5-10 | 194 | 1/25/2000 | R | Alabama-Birmingham | WV-23 (Det) |
| 25 | Zaven Collins | LB | 6-4 | 260 | 5/19/1999 | 3 | Tulsa | D1-21 |
| 28 | Qwuantrezz Knight | S | 6-0 | 199 | 10/10/1997 | 1 | UCLA | FA-23 |
| 31 | Emari Demercado | RB | 5-9 | 215 | 1/20/1999 | R | Texas Christian | FA-23 |
| 32 | Joey Blount | S | 6-1 | 201 | 11/16/1998 | 2 | Virginia | FA-23 |
| 33 | Antonio Hamilton Sr. | CB | 6-0 | 195 | 1/24/1993 | 8 | South Carolina State | FA-21 |
| 34 | Jalen Thompson | S | 5-11 | 190 | 7/18/1998 | 5 | Washington State | SD5-19 |
| 36 | Andre Chachere | S | 6-0 | 197 | 2/10/1996 | 3 | San Jose State | WV-23 (Phi) |
| 43 | Jesse Luketa | LB | 6-3 | 253 | 1/15/1999 | 2 | Penn State | D7b-22 |
| 44 | Owen Pappoe | LB | 6-0 | 225 | 9/29/2000 | R | Auburn | D5b-23 |
| 45 | Dennis Gardeck | LB | 6-0 | 232 | 8/9/1994 | 6 | Sioux Falls | FA-18 |
| 46 | Aaron Brewer | LS | 6-5 | 232 | 7/5/1990 | 12 | San Diego State | FA-16 |
| 47 | Ezekiel Turner | LB | 6-2 | 214 | 6/9/1996 | 6 | Washington | FA-18 |
| 50 | Tyreke Smith | LB | 6-3 | 255 | 2/14/2000 | 1 | Ohio State | FA-23 |
| 51 | Krys Barnes | LB | 6-2 | 229 | 4/2/1998 | 4 | UCLA | UFA-23 (GB) |
| 52 | Victor Dimukeje | LB | 6-2 | 262 | 11/18/1999 | 3 | Duke | D6a-21 |
| 55 | Dante Stills | DL | 6-4 | 286 | 12/14/1999 | R | West Virginia | D6b-23 |
| 58 | Tyreek Maddox-Williams | LB | 6-0 | 228 | 10/28/1997 | 1 | Rutgers | FA-23 |
| 60 | Keith Ismael | OL | 6-3 | 310 | 7/25/1998 | 3 | San Diego State | WV-23 (SF) |
| 61 | Carter O'Donnell | OL | 6-5 | 305 | 12/23/1998 | 1 | Alberta | WV-23 (Ind) |
| 63 | Trystan Colon | OL | 6-3 | 313 | 3/23/1998 | 4 | Missouri | WV-23 (NYJ) |
| 65 | Elijah Wilkinson | OL | 6-6 | 314 | 2/10/1995 | 7 | Massachusetts | UFA-23 (Atl) |
| 68 | Kelvin Beachum | OL | 6-3 | 308 | 6/8/1989 | 12 | SMU | FA-20 |
| 70 | Paris Johnson Jr. | OL | 6-6 | 313 | 7/3/2001 | R | Ohio State | D1-23 |
| 71 | Dennis Daley | OL | 6-6 | 326 | 8/7/1996 | 5 | South Carolina | UFA-23 (Ten) |
| 72 | Hjalte Froholdt | OL | 6-5 | 310 | 8/20/1996 | 4 | Arkansas | UFA-23 (Cle) |
| 74 | D.J. Humphries | OL | 6-5 | 307 | 12/28/1993 | 8 | Florida | D1-15 |
| 76 | Will Hernandez | OL | 6-3 | 332 | 9/2/1995 | 6 | UTEP | UFA-22 (NYG) |
| 81 | Travis Vokolek | TE | 6-6 | 260 | 6/4/1998 | R | Nebraska | FA-23 |
| 83 | Greg Dortch | WR | 5-7 | 175 | 5/29/1998 | 3 | Wake Forest | FA-21 |
| 84 | Elijah Higgins | TE | 6-3 | 235 | 10/27/2000 | R | Stanford | WV-23 (Mia) |
| 85 | Trey McBride | TE | 6-4 | 246 | 11/22/1999 | 2 | Colorado State | D2-22 |
| 89 | Blake Whiteheart | TE | 6-4 | 247 | 3/22/2000 | R | Wake Forest | FA-23 |
| 92 | Kevin Strong | DL | 6-4 | 295 | 8/5/1996 | 5 | Texas-San Antonio | UFA-23 (Ten) |
| 93 | Jonathan Ledbetter | DL | 6-4 | 282 | 9/12/1997 | 2 | Georgia | FA-21 |
| 96 | Naquan Jones | DL | 6-3 | 313 | 2/5/1998 | 3 | Michigan State | FA-23 |
| 97 | Cameron Thomas | LB | 6-4 | 267 | 7/1/2000 | 2 | San Diego State | D3a-22 |
| 98 | Roy Lopez | DL | 6-2 | 318 | 8/7/1997 | 3 | Arizona | FA-23 |

COACHING STAFF

HEAD COACH: Jonathan Gannon

ASSISTANTS:

Jeff Rodgers (Asst. Head Coach/Special Teams Coordinator), Drew Petzing (Offensive Coordinator), Nick Rallis (Defensive Coordinator), Drew Terrell (Passing Game Coordinator/Wide Receivers), Klayton Adams (Offensive Line), Kenny Bell (Director, Football Strategy), Jason Benguche (Asst. Strength & Conditioning), Ronald Booker (Defensive Quality Control), Chris Cook (Asst. Offensive Line), Autry Denson (Running Backs), Everett Gathron (Asst. Strength & Conditioning), Blaine Gautier (Bill Bidwill Fellowship), Derrick LeBlanc (Defensive Line), Evan Marcus (Head Strength & Conditioning), Buddy Morris (Senior Conditioning Coordinator), Mark Naylor (Asst. Strength & Conditioning), William Peagler (Asst. Defensive Line), Jay Razzano (Coaching Asst.), Rob Rodriguez (Outside Linebackers), Kyle Sammons (Sports Science Coordinator/Asst. Strength & Conditioning), Brandon Schwab (Asst. to the Head Coach), Connor Senger (Offensive Quality Control), Sam Sewell (Asst. Special Teams), Sam Siefkes (Linebackers), Ryan Smith (Cornerbacks), Ben Steele (Tight Ends), Shea Thompson (Director, Football Performance), Patrick Toney (Defensive Backs), Spencer Whipple (Pass Game Specialist), Israel Woolfork (Quarterbacks)

2023 NFL STANDINGS AND SCHEDULE

| | W | L | T | Div | Conf | Wk 1 | Wk 2 | Wk 3 | Wk 4 | Wk 5 | Wk 6 | Wk 7 | Wk 8 | Wk 9 | Wk 10 | Wk 11 | Wk 12 | Wk 13 | Wk 14 | Wk 15 | Wk 16 | Wk 17 | Wk 18 | |
|------------------|----|----|---|-----|------|---------------|---------------|---------------|---------------|---------------|---------------|---------------|---------------|---------------|---------------|---------------|---------------|---------------|---------------|---------------|---------------|---------------|---------------|--|
| NFC EAST | | | | | | | | | | | | | | | | | | | | | | | | |
| Philadelphia* | 11 | 4 | 0 | 4-1 | 7-3 | <u>at NE</u> | <u>MIN</u> | <u>at TB</u> | <u>WSH</u> | <u>at LAR</u> | <u>at NYJ</u> | <u>MIA</u> | <u>at WSH</u> | <u>DAL</u> | <u>BYE</u> | <u>at KC</u> | <u>BUF</u> | <u>SF</u> | <u>at DAL</u> | <u>at SEA</u> | <u>NYG</u> | <u>ARI</u> | <u>at NYG</u> | |
| Dallas* | 10 | 5 | 0 | 4-1 | 7-3 | <u>at NYG</u> | <u>NYJ</u> | <u>at ARI</u> | <u>NE</u> | <u>at SF</u> | <u>at LAC</u> | <u>BYE</u> | <u>LAR</u> | <u>at PHI</u> | <u>NYG</u> | <u>at CAR</u> | <u>WSH</u> | <u>SEA</u> | <u>PHI</u> | <u>at BUF</u> | <u>at MIA</u> | <u>DET</u> | <u>at WSH</u> | |
| NY Giants | 5 | 10 | 0 | 2-3 | 4-6 | <u>DAL</u> | <u>at ARI</u> | <u>at SF</u> | <u>SEA</u> | <u>at MIA</u> | <u>at BUF</u> | <u>WSH</u> | <u>NYJ</u> | <u>at LV</u> | <u>at DAL</u> | <u>at WSH</u> | <u>NE</u> | <u>BYE</u> | <u>GB</u> | <u>at NO</u> | <u>at PHI</u> | <u>LAR</u> | <u>at PHI</u> | |
| Washington | 4 | 11 | 0 | 0-5 | 2-8 | <u>ARI</u> | <u>at DEN</u> | <u>BUF</u> | <u>at PHI</u> | <u>CHI</u> | <u>at ATL</u> | <u>at NYG</u> | <u>PHI</u> | <u>at NE</u> | <u>at SEA</u> | <u>NYG</u> | <u>at DAL</u> | <u>MIA</u> | <u>BYE</u> | <u>at LAR</u> | <u>at NYJ</u> | <u>SF</u> | <u>DAL</u> | |
| NFC NORTH | | | | | | | | | | | | | | | | | | | | | | | | |
| Detroit** | 11 | 4 | 0 | 3-1 | 7-3 | <u>at KC</u> | <u>SEA</u> | <u>ATL</u> | <u>at GB</u> | <u>CAR</u> | <u>at TB</u> | <u>at BAL</u> | <u>LV</u> | <u>BYE</u> | <u>at LAC</u> | <u>CHI</u> | <u>GB</u> | <u>at NO</u> | <u>at CHI</u> | <u>DEN</u> | <u>at MIN</u> | <u>at DAL</u> | <u>MIN</u> | |
| Minnesota | 7 | 8 | 0 | 2-2 | 6-4 | <u>TB</u> | <u>at PHI</u> | <u>LAC</u> | <u>at CAR</u> | <u>KC</u> | <u>at CHI</u> | <u>SF</u> | <u>at GB</u> | <u>at ATL</u> | <u>NO</u> | <u>at DEN</u> | <u>CHI</u> | <u>BYE</u> | <u>at LV</u> | <u>at CIN</u> | <u>DET</u> | <u>GB</u> | <u>at DET</u> | |
| Green Bay | 7 | 8 | 0 | 2-2 | 5-5 | <u>at CHI</u> | <u>at ATL</u> | <u>NO</u> | <u>DET</u> | <u>at LV</u> | <u>BYE</u> | <u>at DEN</u> | <u>MIN</u> | <u>LAR</u> | <u>at PIT</u> | <u>LAC</u> | <u>at DET</u> | <u>KC</u> | <u>at NYG</u> | <u>TB</u> | <u>at CAR</u> | <u>at MIN</u> | <u>CHI</u> | |
| Chicago | 6 | 9 | 0 | 2-3 | 5-5 | <u>GB</u> | <u>at TB</u> | <u>at KC</u> | <u>DEN</u> | <u>at WSH</u> | <u>MIN</u> | <u>LV</u> | <u>at LAC</u> | <u>at NO</u> | <u>CAR</u> | <u>at DET</u> | <u>at MIN</u> | <u>BYE</u> | <u>DET</u> | <u>at CLE</u> | <u>ARI</u> | <u>ATL</u> | <u>at GB</u> | |
| NFC SOUTH | | | | | | | | | | | | | | | | | | | | | | | | |
| Tampa Bay | 8 | 7 | 0 | 3-1 | 6-4 | <u>at MIN</u> | <u>CHI</u> | <u>PHI</u> | <u>at NO</u> | <u>BYE</u> | <u>DET</u> | <u>ATL</u> | <u>at BUF</u> | <u>at HOU</u> | <u>TEN</u> | <u>at SF</u> | <u>at IND</u> | <u>CAR</u> | <u>at ATL</u> | <u>at GB</u> | <u>JAX</u> | <u>NO</u> | <u>at CAR</u> | |
| Atlanta | 7 | 8 | 0 | 3-2 | 4-6 | <u>CAR</u> | <u>GB</u> | <u>at DET</u> | <u>at JAX</u> | <u>HOU</u> | <u>WSH</u> | <u>at TB</u> | <u>at TEN</u> | <u>MIN</u> | <u>at ARI</u> | <u>BYE</u> | <u>NO</u> | <u>at NYJ</u> | <u>TB</u> | <u>at CAR</u> | <u>IND</u> | <u>at CHI</u> | <u>at NO</u> | |
| New Orleans | 7 | 8 | 0 | 2-2 | 4-6 | <u>TEN</u> | <u>at CAR</u> | <u>at GB</u> | <u>TB</u> | <u>at NE</u> | <u>at HOU</u> | <u>JAX</u> | <u>at IND</u> | <u>CHI</u> | <u>at MIN</u> | <u>BYE</u> | <u>at ATL</u> | <u>DET</u> | <u>CAR</u> | <u>NYG</u> | <u>at LAR</u> | <u>at TB</u> | <u>ATL</u> | |
| Carolina | 2 | 13 | 0 | 1-4 | 1-10 | <u>at ATL</u> | <u>NO</u> | <u>at SEA</u> | <u>MIN</u> | <u>at DET</u> | <u>at MIA</u> | <u>BYE</u> | <u>HOU</u> | <u>IND</u> | <u>at CHI</u> | <u>DAL</u> | <u>at TEN</u> | <u>at TB</u> | <u>at NO</u> | <u>ATL</u> | <u>GB</u> | <u>at JAX</u> | <u>TB</u> | |
| NFC WEST | | | | | | | | | | | | | | | | | | | | | | | | |
| San Francisco** | 11 | 4 | 0 | 5-0 | 9-1 | <u>at PIT</u> | <u>at LAR</u> | <u>NYG</u> | <u>ARI</u> | <u>DAL</u> | <u>at CLE</u> | <u>at MIN</u> | <u>CIN</u> | <u>BYE</u> | <u>at JAX</u> | <u>TB</u> | <u>at SEA</u> | <u>at PHI</u> | <u>SEA</u> | <u>at ARI</u> | <u>BAL</u> | <u>at WSH</u> | <u>LAR</u> | |
| LA Rams* | 8 | 7 | 0 | 4-1 | 6-4 | <u>at SEA</u> | <u>SF</u> | <u>at CIN</u> | <u>at IND</u> | <u>PHI</u> | <u>ARI</u> | <u>PIT</u> | <u>at DAL</u> | <u>at GB</u> | <u>BYE</u> | <u>SEA</u> | <u>at LAR</u> | <u>SF</u> | <u>CLE</u> | <u>at SF</u> | <u>NO</u> | <u>at NYG</u> | <u>at SF</u> | |
| Seattle | 8 | 7 | 0 | 1-4 | 6-5 | <u>LAR</u> | <u>at DET</u> | <u>CAR</u> | <u>at NYG</u> | <u>BYE</u> | <u>at CIN</u> | <u>ARI</u> | <u>CLE</u> | <u>at BAL</u> | <u>WSH</u> | <u>at LAR</u> | <u>SF</u> | <u>at DAL</u> | <u>at SF</u> | <u>PHI</u> | <u>at TEN</u> | <u>PIT</u> | <u>at AR</u> | |
| Arizona | 3 | 12 | 0 | 0-5 | 2-8 | <u>at WSH</u> | <u>NYG</u> | <u>DAL</u> | <u>at SF</u> | <u>CIN</u> | <u>at LAR</u> | <u>at SEA</u> | <u>BAL</u> | <u>at CLE</u> | <u>ATL</u> | <u>at HOU</u> | <u>LAR</u> | <u>at PIT</u> | <u>BYE</u> | <u>SF</u> | <u>at CHI</u> | <u>at PHI</u> | <u>SEA</u> | |
| AFC EAST | | | | | | | | | | | | | | | | | | | | | | | | |
| Miami* | 11 | 4 | 0 | 4-1 | 7-3 | <u>at LAC</u> | <u>at NE</u> | <u>DEN</u> | <u>at BUF</u> | <u>NYG</u> | <u>CAR</u> | <u>at PHI</u> | <u>NE</u> | <u>at KC</u> | <u>BYE</u> | <u>LV</u> | <u>at NYJ</u> | <u>at WSH</u> | <u>TEN</u> | <u>NYJ</u> | <u>DAL</u> | <u>at BAL</u> | <u>BUF</u> | |
| Buffalo | 9 | 6 | 0 | 2-2 | 5-5 | <u>at NYJ</u> | <u>LV</u> | <u>at WSH</u> | <u>MIA</u> | <u>JAX</u> | <u>NYG</u> | <u>at NE</u> | <u>TB</u> | <u>at CIN</u> | <u>DEN</u> | <u>NYJ</u> | <u>at PHI</u> | <u>BYE</u> | <u>at KC</u> | <u>DAL</u> | <u>at LAC</u> | <u>NE</u> | <u>at MIA</u> | |
| NY Jets | 6 | 9 | 0 | 1-4 | 3-7 | <u>BUF</u> | <u>at DAL</u> | <u>NE</u> | <u>KC</u> | <u>at DEN</u> | <u>PHI</u> | <u>BYE</u> | <u>at NYG</u> | <u>LAC</u> | <u>at LV</u> | <u>at BUF</u> | <u>at NYG</u> | <u>ATL</u> | <u>HOU</u> | <u>at MIA</u> | <u>WSH</u> | <u>at CLE</u> | <u>at NE</u> | |
| New England | 3 | 11 | 0 | 2-2 | 3-6 | <u>PHI</u> | <u>MIA</u> | <u>at NYJ</u> | <u>at DAL</u> | <u>NO</u> | <u>at LV</u> | <u>BUF</u> | <u>at MIA</u> | <u>WSH</u> | <u>IND</u> | <u>BYE</u> | <u>at NYG</u> | <u>LAC</u> | <u>at PIT</u> | <u>KC</u> | <u>at DEN</u> | <u>at BUF</u> | <u>NYJ</u> | |
| AFC NORTH | | | | | | | | | | | | | | | | | | | | | | | | |
| Baltimore* | 12 | 3 | 0 | 3-2 | 7-3 | <u>HOU</u> | <u>at CIN</u> | <u>IND</u> | <u>at CLE</u> | <u>at PIT</u> | <u>at TEN</u> | <u>DET</u> | <u>at ARI</u> | <u>SEA</u> | <u>CLE</u> | <u>CIN</u> | <u>at LAC</u> | <u>BYE</u> | <u>LAR</u> | <u>at JAX</u> | <u>at SF</u> | <u>MIA</u> | <u>PIT</u> | |
| Cleveland | 10 | 5 | 0 | 3-2 | 7-3 | <u>CIN</u> | <u>at PIT</u> | <u>TEN</u> | <u>BAL</u> | <u>BYE</u> | <u>SF</u> | <u>at IND</u> | <u>at SEA</u> | <u>ARI</u> | <u>at BAL</u> | <u>PIT</u> | <u>at DEN</u> | <u>at LAR</u> | <u>JAX</u> | <u>CHI</u> | <u>at HOU</u> | <u>NYJ</u> | <u>at CIN</u> | |
| Pittsburgh | 8 | 7 | 0 | 4-1 | 6-5 | <u>SF</u> | <u>CLE</u> | <u>at LV</u> | <u>at HOU</u> | <u>BAL</u> | <u>at TEN</u> | <u>BYE</u> | <u>JAX</u> | <u>TEN</u> | <u>GB</u> | <u>at CLE</u> | <u>at CIN</u> | <u>ARI</u> | <u>NE</u> | <u>at IND</u> | <u>CIN</u> | <u>at SEA</u> | <u>at BAL</u> | |
| Cincinnati | 8 | 7 | 0 | 0-5 | 3-7 | <u>at CLE</u> | <u>BAL</u> | <u>LAR</u> | <u>at TEN</u> | <u>at ARI</u> | <u>SEA</u> | <u>BYE</u> | <u>at SF</u> | <u>BUF</u> | <u>HOU</u> | <u>at BAL</u> | <u>PIT</u> | <u>at JAX</u> | <u>IND</u> | <u>MIN</u> | <u>at PIT</u> | <u>at KC</u> | <u>CLE</u> | |
| AFC SOUTH | | | | | | | | | | | | | | | | | | | | | | | | |
| Jacksonville | 8 | 7 | 0 | 4-1 | 6-5 | <u>at IND</u> | <u>KC</u> | <u>HOU</u> | <u>ATL</u> | <u>at BUF</u> | <u>IND</u> | <u>at NO</u> | <u>at PIT</u> | <u>BYE</u> | <u>SF</u> | <u>TEN</u> | <u>at HOU</u> | <u>CIN</u> | <u>at CLE</u> | <u>BAL</u> | <u>at TB</u> | <u>CAR</u> | <u>at TEN</u> | |
| Indianapolis | 8 | 7 | 0 | 3-2 | 6-4 | <u>JAX</u> | <u>at HOU</u> | <u>at BAL</u> | <u>LAR</u> | <u>TEN</u> | <u>at JAX</u> | <u>CLE</u> | <u>NO</u> | <u>at CAR</u> | <u>at NE</u> | <u>BYE</u> | <u>TB</u> | <u>at TEN</u> | <u>at CIN</u> | <u>PIT</u> | <u>at ATL</u> | <u>LV</u> | <u>HOU</u> | |
| Houston | 8 | 7 | 0 | 2-2 | 5-5 | <u>at BAL</u> | <u>IND</u> | <u>at JAX</u> | <u>PIT</u> | <u>at ATL</u> | <u>NO</u> | <u>BYE</u> | <u>at CAR</u> | <u>TB</u> | <u>at CIN</u> | <u>ARI</u> | <u>JAX</u> | <u>DEN</u> | <u>at NYJ</u> | <u>at TEN</u> | <u>CLE</u> | <u>TEN</u> | <u>at IND</u> | |
| Tennessee | 5 | 10 | 0 | 0-4 | 3-7 | <u>at NO</u> | <u>LAC</u> | <u>at CLE</u> | <u>CIN</u> | <u>at IND</u> | <u>BAL</u> | <u>BYE</u> | <u>ATL</u> | <u>at PIT</u> | <u>at TB</u> | <u>at JAX</u> | <u>CAR</u> | <u>IND</u> | <u>at MIA</u> | <u>HOU</u> | <u>SEA</u> | <u>at HOU</u> | <u>JAX</u> | |
| AFC WEST | | | | | | | | | | | | | | | | | | | | | | | | |
| Kansas City | 9 | 6 | 0 | 3-2 | 7-3 | <u>DET</u> | <u>at JAX</u> | <u>CHI</u> | <u>at NYJ</u> | <u>at MIN</u> | <u>DEN</u> | <u>LAC</u> | <u>at DEN</u> | <u>MIA</u> | <u>BYE</u> | <u>PHI</u> | <u>at LV</u> | <u>at GB</u> | <u>BUF</u> | <u>at NE</u> | <u>LV</u> | <u>CIN</u> | <u>at LAC</u> | |
| Las Vegas | 7 | 8 | 0 | 3-2 | 5-5 | <u>at DEN</u> | <u>at BUF</u> | <u>PIT</u> | <u>at LAC</u> | <u>GB</u> | <u>NE</u> | <u>at CHI</u> | <u>at DET</u> | <u>NYG</u> | <u>at MIA</u> | <u>at MIA</u> | <u>KC</u> | <u>BYE</u> | <u>MIN</u> | <u>LAC</u> | <u>at KC</u> | <u>at IND</u> | <u>DEN</u> | |
| Denver | 7 | 7 | 0 | 2-2 | 4-5 | <u>LV</u> | <u>WSH</u> | <u>at MIA</u> | <u>at CHI</u> | <u>NYJ</u> | <u>at KC</u> | <u>GB</u> | <u>KC</u> | <u>BYE</u> | <u>at BUF</u> | <u>MIN</u> | <u>CLE</u> | <u>at HOU</u> | <u>at LAC</u> | <u>at DET</u> | <u>NE</u> | <u>LAC</u> | <u>at LV</u> | |
| LA Chargers | 5 | 10 | 0 | 1-3 | 3-6 | <u>MIA</u> | <u>at TEN</u> | <u>at MIN</u> | <u>LV</u> | <u>BYE</u> | <u>DAL</u> | <u>at KC</u> | <u>CHI</u> | <u>at NYJ</u> | <u>DET</u> | <u>at GB</u> | <u>BAL</u> | <u>at NE</u> | <u>DEN</u> | <u>at LV</u> | <u>BUF</u> | <u>at DEN</u> | <u>KC</u> | |

Bolded and Underlined Opponent - win *Italics - Tie* * Clinched Playoff Berth ** Clinched Division Title *** Clinched First-Round Bye