

ARIZONA CARDINALS

WEEK 8
GAME RELEASE
#SFvsAZ

Mark Dalton - Senior Vice President, Media Relations Chris Melvin - Director, Media Relations Mike Helm - Manager, Media Relations
Imani Suber - Media Relations Coordinator Chase Russell - Media Relations Coordinator



SAN FRANCISCO 49ERS VS.

ARIZONA CARDINALS

State Farm Stadium | October 28, 2018 | 1:25 PM



THIS WEEK'S PREVIEW

The Cardinals host the 49ers at State Farm Stadium in the second matchup between the two teams in a span of four weeks. Arizona earned a 28-18 victory over the 49ers at Levi's Stadium in Week 5.

Arizona enters this Sunday's contest having won seven in a row vs. San Francisco and with a victory the Cardinals would earn their fourth consecutive season sweep of the 49ers.

This week's game marks the fourth divisional matchup for Arizona this season. Including the bye in Week 9, the Cardinals won't face another NFC West opponent for eight weeks, when they finish the year with back-to-back games against Rams (Week 16) and Seahawks (Week 17).

The Cardinals have won eight of the last nine against San Francisco and enter this week's contest having won four in a row at home. The 49ers last won at State Farm Stadium in 2013. In the Niners last visit to State Farm Stadium (Week 4 of '17) the Cardinals pulled out a thrilling 18-15 OT victory that saw Larry Fitzgerald haul in a game-winning 19-yard TD catch with just 32 seconds remaining in OT.

Earlier this season, Arizona forced five takeaways (2 INT, 3 FR) in their 28-18 victory over the 49ers in Week 5. The Cardinals scored 21 of their 28 points off those turnovers, including a 23-yard fumble return TD in the fourth quarter by LB Josh Byrnes.

This week's game will serve as the debut of Byron Leftwich as the Cardinals offensive coordinator. A former first round draft pick who spent 10 seasons as a QB in the NFL, Leftwich has served as the team's QBs coach since 2017 and has been with the AZ staff since 2016.

Both the 49ers and Cardinals enter Week 8 coming off home losses last week. Arizona fell to Denver on Thursday Night Football while San Francisco lost to the visiting Rams.

Following this week's game the Cardinals are off in Week 9 before heading to Kansas City to face the AFC West-leading Chiefs on 11/11. Arizona will return from the bye with three road games in a four-week stretch. Following the trip to KC, the Cardinals host the Raiders before road games against the Chargers and Packers.

The 49ers return home and face a short week as they will host Oakland on Thursday Night Football in Week 9.

GAME RELEASE INDEX

Page	Contents
2-4	Cardinals-49ers Series Info / Byron Leftwich Named New OC
4	State Farm Stadium / Dignity Health Arizona Cardinals Training Center
5	Chandler Jones Highlights
6	Season Highlights / Rookies Kirk, Rosen and Turner / Tre Boston
7	State Farm Stadium Highlights
8	By The Numbers / Potential Milestones / Schedules
9	Cardinals Players in the Community
10	Leadership / Michael Bidwill / Steve Keim
11	Steve Wilks Highlights / Coordinators (Rodgers and Holcomb)
12-16	Larry Fitzgerald / David Johnson / Offensive Highlights
17-18	Defensive Highlights / Peterson / Jones / Betha / Baker
19	Special Teams Highlights / Phil Dawson / Andy Lee
20-23	Individual Player Notes / Transactions
24-41	Rosters / Depth Chart / How They Were Built / 2018 Stats / Standings

ARIZONA CARDINALS - 2018 SCHEDULE

Date	Opponent	Location	AZTime/Result
Sep. 9	WASHINGTON	State Farm Stadium	L, 6-24
Sep. 16	@ L.A. Rams	LA Memorial Coliseum	L, 0-34
Sep. 23	CHICAGO	State Farm Stadium	L, 14-16
Sep. 30	SEATTLE	State Farm Stadium	L, 17-20
Oct. 7	@ San Francisco	Levi's Stadium	W, 28-18
Oct. 14	@ Minnesota	U.S. Bank Stadium	L, 17-27
Oct. 18	DENVER#	State Farm Stadium	L, 10-45
Oct. 28	SAN FRANCISCO	State Farm Stadium	1:25 PM
	- BYE -		
Nov. 11	@ Kansas City	Arrowhead Stadium	11:00 AM
Nov. 18	OAKLAND*	State Farm Stadium	2:05 PM
Nov. 25	@ L.A. Chargers*	StubHub Center	2:05 PM
Dec. 2	@ Green Bay*	Lambeau Field	11:00 AM
Dec. 9	DETROIT*	State Farm Stadium	2:25 PM
Dec. 16	@ Atlanta*	Mercedes-Benz Stadium	11:00 AM
Dec. 23	L.A. RAMS*	State Farm Stadium	2:05 PM
Dec. 30	@ Seattle*	CenturyLink Field	2:25 PM

FOX/NFL Network Thursday Night Football

* Subject to flexible scheduling decisions

THE HIGHLIGHTS

--Sunday's game will mark the 34th meeting between the Cardinals and 49ers since division realignment in 2002. San Francisco holds a 17-16 advantage in the series during that span but Arizona enters this week's game having won eight of the last nine overall.

--With a win this week, Arizona would tie the second-longest winning streak in team history against any opponent (8 vs. Rams, 2006-10). The longest winning streak vs. a single opponent is 9 vs. the Eagles between 1974-1978.

--Arizona's Week 8 matchup vs. San Francisco will mark the debut of **Byron Leftwich** as the Cardinals new offensive coordinator. Leftwich was promoted to the position last week. He began his coaching career as an intern with Arizona in 2016 and spent the last year-and-a-half (2017-18) as the team's QBs coach.

--WR **Larry Fitzgerald** has more receiving yards (2,204) against the 49ers than he does against any other opponent. In NFL history, only 49ers leg-end Jerry Rice (2,731 vs. Falcons; 2,551 vs. Rams) has more receiving yards against a single opponent.

--Fitzgerald (15,800) enters this week's game 135 yards shy of passing Terrell Owens (15,934) for second place on the NFL's all-time list for career receiving yardage.

--RB **David Johnson** has seven TDs (6 rushing, 1 receiving) in his last four games against San Francisco.

--In a span of 26 contests dating back to final three games of 2016, DE **Chandler Jones** has not gone back-to-back games without a sack. He has at least one sack in 21 of those 26 games.

--WR **Christian Kirk** leads all NFL rookie WRs with 28 receptions so far in 2018. Kirk is on pace for 64 receptions in 2018, which would represent the second-highest reception total by a rookie in franchise history (101, Anquan Boldin, 2003).

--Undrafted rookie LB **Zeke Turner** leads the NFL with nine special teams tackles in 2018. Turner and fellow undrafted rookie LB **Dennis Gardeck** (4) have combined for 13 special teams tackles this season.

BROADCAST INFORMATION

Television: FOX / Play-By-Play: Dick Stockton Analyst: Mark Schlereth Sideline: Jennifer Hale

Cardinals Radio: Arizona Sports 98.7 FM / Play-By-Play: Dave Pasch Analyst: Ron Wolfley Sideline: Paul Calvisi

Cardinals Spanish Radio: Univision KHOV 105.1 FM / Play-By-Play: Gabriel Trujillo Analyst: Rolando Cantu



CARDS-49ERS CONNECTIONS

49ers Connections

Cardinals O-Line coach **Ray Brown** played for the 49ers (1996-2001) and was the 49ers assistant O-Line coach in 2010.

Cardinals Special Teams Coordinator **Jeff Rodgers** was the 49ers special teams quality control coach (2003-04) and assistant special teams coach (2005-07).

Cardinals TEs coach **Jason Michael** was an offensive assistant with the 49ers in 2009 and a QB coach/offensive assistant in 2010.

Cardinals S **Antoine Bethea** (2014-16), K **Phil Dawson** (2013-16), LB **Gerard Hodges** (2015-16), G **Mike Iupati** (2010-14), P **Andy Lee** (2004-14) and DE **Zach Moore** (2016) all played for the 49ers.

Cardinals VP of Player Personnel **Terry McDonough** began his NFL scouting career as an intern with the 49ers in 1989.

Cardinals Connections

49ers Assistant Special Teams coach **Stan Kwan** is a Phoenix native who was the Cardinals special teams assistant/defensive quality control coach from 2001-03.

Bay Area/California Connections

Cardinals CB **Bené Benwikere** (Fontana), LS **Aaron Brewer** (Fullerton), SLB **Deone Bucannon** (Fairfield), FB **Derrick Coleman** (Fullerton), DE **Benson Mayowa** (Inglewood), OL **Daniel Munyer** (Harbor City), QB **Josh Rosen** (Manhattan Beach), CB **Jamar Taylor** (San Diego), LB **Joe Walker** (Palos Verdes) and RBs coach **Kirby Wilson** (Los Angeles) are from California.

From 2016-17, Cardinals Assistant Strength and Condition coach **Vernon Stephens** was the strength and conditioning coach at Dublin (CA) High School, which is about 30 miles north of Levi's Stadium.

Arizona Connections

49ers QBs coach **Rich Scangarello** was the offensive coordinator and QBs coach at Northern Arizona University (2012-14), and Assistant O-Line coach **Adam Stenavich** coached the offensive line at NAU in 2014.

49ers NT **Earl Mitchell** played at the University of Arizona from 2006-09.

49ers LS/TE **Kyle Nelson** has worked with middle school football players in Phoenix, teaching them the craft of long snapping.

49ers President **Al Guido** served as the Phoenix Coyotes' senior director of ticket sales from 2004-07.

College/Pro Connections

Cardinals CB **Patrick Peterson** (2008-10) and 49ers offensive assistant **T.C. McCartney** (2007-10, QB) played together at LSU.

In 2015, Cardinals DT **Robert Nkemdiche** played at Ole Miss with 49ers DL **D.J. Jones**. 49ers Pass Rush Specialist **Chris Kiffin** (2012-16) was Nkemdiche's defensive line coach at Ole Miss.

Cardinals FB **Derrick Coleman** (2008-11) played at UCLA with 49ers DL **Cassius Marsh** (2010-13). Coleman later played with Marsh and 49ers CB **Richard Sherman** in Seattle.

Cardinals OL **Justin Pugh** (2013-17) played for the Giants with 49ers C **Weston Richburg** (2014-17).

Cardinals S **Antoine Bethea** (2006-13) and 49ers WR **Pierre Garcon** (2008-11) played together in Indianapolis.

Cardinals LB **Josh Byner** played with 49ers FB **Kyle Juszczyk** in Baltimore and OL **Laken Tomlinson** in Detroit.

Cardinals OL **Mason Cole** (2014-17) played at Michigan with 49ers OL **Erik Magnuson** (2012-15).

Cardinals S **Budda Baker** (2014-16) and LB **Zeke Turner** (2015-17) played at Washington with 49ers WR **Dante Pettis** (2014-17).

Cardinals LB **Haason Reddick** (2013-16) played at Temple with 49ers DT **Julian Taylor** (2014-17).

Cardinals LB **Joe Walker** (2013-15) played at Oregon with 49ers DL **DeForest Buckner** (2012-15) and DL **Arik Armstead** (2012-14).

Cardinals LB **Gerald Hodges** (2009-12) played at Penn State with 49ers OL **Garry Gilliam** (2010-13).

Cardinals Head Coach **Steve Wilks** (2006-08), Special Teams coordinator **Jeff Rodgers** (2015-17) and Senior Assistant/D-Line coach **Don Johnson** (2005-06) all coached for the Bears while 49ers K **Robbie Gould** (2005-15) played for the team.

Cardinals LBs coach **Larry Foote** and 49ers Assistant O-Line coach **Adam Stenavich** played together at Michigan in 2001.

In 2012, Cardinals TEs coach **Jason Michael** served as the Chargers TEs coach while 49ers LS/TE **Kyle Nelson** played for the team.

Cardinals S **Rudy Ford** (2013-16) played at Auburn with 49ers T **Shon Coleman** (2013-15).

Cardinals TE **Gabe Holmes** (2010-14) played at Purdue with 49ers RB **Raheem Mostert** (2011-14).

THE COACHES



Steve Wilks

1-6-0	Overall Record	7-16-0
1-6-0	Regular Season Record	7-16-0
0-0	Playoff Record	0-0
1 st	Years as NFL Head Coach	2 nd
1 st	Years with Team	2 nd



Kyle Shanahan

Hired as the head coach in Arizona on January 22, 2018, **Steve Wilks** is in his first season at the helm for the Cardinals. Wilks came to Arizona after spending the previous six seasons (2012-17) with the Carolina Panthers, including last year as the team's defensive coordinator. The Charlotte, NC native is a 23-year coaching veteran and spent the last 12 years as an assistant in the NFL. Wilks also coached in the NFL with the Chicago Bears (2006-08) and San Diego Chargers (2009-11) prior to working in Carolina. He coached for 11 years at the collegiate level, including one season (1999) as the head coach at Savannah State.

Hired as the 20th head coach in 49ers history on February 6, 2017, **Kyle Shanahan** is in his second season with San Francisco. Now in his 15th season in the NFL coaching ranks, Shanahan previously spent nine seasons as an offensive coordinator with the Falcons (2015-16), Browns (2014), Redskins (2010-13) and Texans (2008-09). During the 2016 season, the Falcons established franchise records in yards per game (415.8), points (540) and passing yards per game (295.3) on their way to an appearance in Super Bowl LI. After playing collegiately at Duke and the University of Texas, Shanahan coached at the college level with UCLA in 2003.

CARDS NAME LEFTWICH THE NEW OC

Last week the Cardinals named **Byron Leftwich** - Arizona's QBs coach the last two seasons (2017-18) - as the team's new offensive coordinator. Leftwich originally joined the Cards coaching staff working as an intern in 2016.

He replaces Mike McCoy, who was relieved of his duties following Arizona's Week 7 loss to Denver.

"As a head coach it's my responsibility to make these tough decisions and do everything I can to make sure we have the right personnel, most importantly, the right coaches in the right positions," head coach **Steve Wilks** said in announcing the promotion of Leftwich. "Seven weeks into the season, based on where we were on the offensive side of the ball, I felt the need to make a change."

A 38-year old Washington, D.C. native, Leftwich played 10 seasons in the NFL with four different teams (Jacksonville 2003-06; Atlanta 2007; Pittsburgh 2008, 2010-12; Tampa Bay 2009) and appeared in 60 games (50 starts), completing 930 passes on 1,605 attempts (57.9%) for 10,532 yards and 58 TDs. He was drafted by the Jaguars with the seventh overall selection in the first round of the 2003 NFL Draft.

He played collegiately at Marshall, where he was one of the most prolific passers in college football history. Leftwich was a three-year starter at Marshall and set Mid-American Conference records for passing yards (11,903) and total offense (12,090). He completed 939-of-1,442 pass attempts (65.1%) with 89 TDs and 28 INTs and was twice selected as the MAC Offensive Player of the Year (2001-02). Leftwich finished sixth in voting for the Heisman Trophy as a senior in 2002.

Leftwich Among League's Youngest Play-Callers

With his promotion, Leftwich becomes the fifth-youngest offensive coordinator/offensive play-caller in the NFL.

NFL's Youngest Off. Coordinators/Primary Play Callers

Rnk	Coach	Team	Age	Birthdate
1	Sean McVay*	L.A. Rams	32	January 24, 1986
2	Jim Bob Cooter	Detroit	34	July 3, 1984
3	Nick Sirianni	Indianapolis	37	June 15, 1981
4	Dowell Loggains	Miami	38	October 1, 1980
5	Byron Leftwich	Arizona	38	January 14, 1980
6	Nathaniel Hackett	Jacksonville	38	December 19, 1979
7	Kyle Shanahan*	San Francisco	38	December 14, 1979
8	Matt LaFleur	Tennessee	38	November 14, 1979
9	John DeFilippo	Minnesota	40	April 12, 1978
10	Jeremy Bates	N.Y. Jets	42	August 27, 1976

*Serve as OC under different title

Despite being a first-time offensive coordinator, Leftwich does have some limited experience calling plays. He handled play-calling in select pre-season games for Arizona in 2017.



CARDINALS VS. 49ERS - THE LAST TIME (WEEK 5 OF 2018)

CARDINALS 28, 49ers 18
October 7, 2018 – Levi's Stadium (68,337)

The Cardinals recorded their first victory of 2018 and under head coach Steve Wilks thanks to a 10-point win over in San Francisco. The 49ers scored a TD on the opening drive of the afternoon and enjoyed a decisive edge in most statistical categories. However, the Cards hit on a 75-yard TD pass on their first play from scrimmage and had a 5-0 turnover advantage (3 fumble recoveries and 2 INTs). Three of those takeaways led to touchdowns including a fumble LB Josh Byrnes returned himself for a 4th quarter TD. Arizona DE Chandler Jones was exceptional throughout the game, finishing with 6 tackles, 2 tackles for loss, a sack, forced fumble, fumble recovery and knockdown of a pass on a 4th quarter 2-point try that would have tied the game with 6:51 remaining.

The 49ers began the day by methodically moving the ball on the game's opening drive. Aided by completions of 16 and 25 yards to FB Kyle Juszczyk, San Fran capped the 8-play, 75-yard drive on CJ Beathard's 5-yard shovel pass to RB Matt Breida but led just 6-0 after mishandling the PAT. The Cards wasted no time striking back. On Arizona's 1st offensive snap, Josh Rosen threw it deep to WR Christian Kirk and the 75-yard connection between the rookies put AZ up 7-6. On the 2nd play of the ensuing SF drive, AZ safety Tre Boston made a diving INT to set the Cards up at the SF43 but they could not take advantage. Early in the 2nd quarter, the Niners trailed 7-6 but had advanced to the AZ40. On 1st down from there, RB Raheem Mostert fumbled on a hit by DT Rodney Gunter. CB Patrick Peterson scooped up the loose ball and raced 49 yards down the left sideline to the SF 18. After an 11-yard completion to TE Jermaine Gresham, David Johnson found the end zone on a 2-yard run to put AZ up 14-6.

Early in the 3rd, the 49ers trailed by 8 but had moved to the AZ39. On 1st down from there, Jones came off the edge to strip Beathard in the pocket and recovered the fumble himself. San Fran threatened again on its next series but after reaching the AZ27, the drive stalled and Robbie Gould's 45-yard FG was wide right. On the following possession, the 49ers again moved the ball deep into AZ territory and on 4th-n-goal from the 1, Beathard threw a TD pass to WR Trent Taylor that made it 14-12 with 6:51 left. A 2-point conversion would tie the game but Jones sniffed out a screen pass and knocked it down at the line. With just under 5 minutes to play, AZ still led 14-12 but the Niners had it at their own 41. LB Haason Reddick then got to Beathard, forcing a fumble that Byrnes picked up and returned 23 yards for a TD that made it 21-12. A minute later, CB Bene Benwikere's INT and 21-yard return to the SF26 set up a 6-yard Johnson TD run 5 plays later that made it 28-12. The Niners then went 76 yards in 10 plays and narrowed the gap with Beathard's 1-yard TD run that made it 28-18 with 1:29 left. But after unsuccessfully executing both a 2-point try and an on-side kick, AZ was able to kneel down the game's remaining time.

CARDINALS	7	7	0	14	28
49ers	6	0	0	12	18

Team	Qtr.	Time	Scoring Play	Drive	Score
49ers	1	9:39	Breida 5-yard pass from Beathard (run failed)	8-75, 5:11	0-6
CARDS	1	9:38	Kirk 75-yard pass from Rosen (Dawson kick)	1-75, 0:10	7-6
CARDS	2	11:00	Johnson 2-yard run (Dawson kick)	4-18, 2:15	14-6
49ers	4	6:51	T. Taylor 1-yard pass from Beathard (pass failed)	14-83, 5:46	14-12
CARDS	4	4:33	Byrnes 23-yard fumble return (Dawson kick)	--	21-12
CARDS	4	3:21	Johnson 6-yard run (Dawson kick)	5-26, 0:27	28-12
49ers	4	1:29	Beathard 1-yard run (pass failed)	10-76, 1:52	28-18

STATISTICS

	AZ	SF
First Downs	10	33
3rd Down Eff. (Pct)	2-12 (17)	10-17 (59)
Total Plays	49	92
Avg. Gain	4.5	4.9
Rushes-Yards	23-56	34-147
Net Passing Yards	164	300
Total Net Yards	220	447
Passing (A-C-I)	25-10-0	54-34-2
Sacked by Opp.	1-6	4-49
Punts-Average	8-39.6	4-44.3
Fumbles-Lost	1-0	4-3
Penalties	5-46	9-65
Time of Possession	19:48	40:12

Weather: Sunny and clear, 79 degrees, 19% humidity, Winds N 15 mph

RUSHING

CARDS: D.Johnson 18-55, 2 TD; Kirk 1-5; Edmonds 1-(-1); Rosen 3-(-3).
 49ers: Morris 18-61; Breida 8-56; Juszczyk 1-12; Mosfert 5-11; Beathard 2-7, TD.

PASSING

CARDS: Rosen 10-15, 170 yds, 1 TD, 0 INT.
 49ers: Beathard 34-54, 349 yds, 2 TD, 2 INT.

RECEIVING

CARDS: Kirk 3-85, TD; Fitzgerald 2-35; C.Williams 2-23; D.Johnson 2-16; Gresham 1-11.
 49ers: T.Taylor 7-61, TD; Juszczyk 6-75; Kittle 5-83; Garcon 5-47; Bourne 4-33; Morris 3-30; Bolden 1-10; James 1-7; Breida 1-5, TD; Mosfert 1-(-2).

INTERCEPTIONS

CARDS: Benwikere 1-21; Boston 1-9.
 49ers: None.

DEFENSE TAKES IT AWAY IN WIN

Arizona forced five takeaways (2 INT, 3 FR) in its 28-18 victory over the 49ers in Week 5. The Cardinals scored 21 of their 28 points off those turnovers, including a 23-yard fumble return TD in the fourth quarter by LB Josh Byrnes.

After the 49ers pulled to within 14-12 midway through the fourth quarter, the Cardinals forced takeaways on the next two San Francisco drives. Arizona scored 14 points and took a 28-12 lead as a result of those two takeaways.

It marked the first time since 9/18/16 vs. Tampa Bay (5) that the Cardinals recorded at least five takeaways in a game – and also the last game Arizona finished with a turnover margin of +5 or better.

In addition to their five takeaways, the Cardinals defense also recorded four sacks of 49ers QB C.J. Beathard. It marked the first time in over 10 years - since 9/7/08 at San Francisco (4 sacks, 5 takeaways) - that Arizona posted at least four sacks and five takeaways in a game.

More Defensive Highlights from Week 5 Win at San Francisco

- The Cardinals defense led the way to victory despite being on the field for 92 defensive snaps, the most in a single game for the team since 1958 (94 in a 17-point loss to the Steelers on 12/13/58).
- Arizona's defense totaled 4.0 sacks, 5 takeaways, 9 TFL, 6 QB hits, 2 INTs, 10 passes defended, 3 forced fumbles and 3 fumble recoveries in the win.
- 5 different Cardinals defenders posted a takeaway: LB Josh Byrnes (FR-TD), CB Patrick Peterson (FR), DE Chandler Jones (FR), CB Bené Benwikere (INT) and S Tre Boston (INT).
- 8 different Arizona defenders posted at least one tackle for loss and 7 defenders recorded a pass breakup.

JONES MAKES GAME-CHANGING PLAYS IN WIN

DE Chandler Jones had one of his best games as a Cardinal in the victory over San Francisco on Sunday, totaling six tackles, a sack, two tackles for loss, two QB hits, a forced fumble, a fumble recovery and a pass defended. He was named NFC "Defensive Player of the Week" for the performance.

In the third quarter, with the Cardinals holding a 14-6 lead, San Francisco had the ball 1st-n-10 on the AZ 39-yard line when Jones sacked 49ers QB C.J. Beathard, forcing a fumble that he recovered himself. Midway through the fourth quarter, San Francisco scored a TD to pull within two points (14-12) when Jones sniffed out the pass play and batted down a Beathard attempt on the two-point conversion try.



SERIES BREAKDOWN

The Cardinals and 49ers meet for the 55th time in a series that dates back to 1951. This game will mark the 34th meeting between the two teams since division realignment in 2002. San Francisco holds a 17-16 advantage in the series during that span but Arizona enters this week's game having won seven straight and eight of the last nine overall.

The Cardinals seven-game win streak over the 49ers - which dates back to 2015 - is their longest winning streak in the history of the series. It also represents their longest active win streak against any opponent.

In the 16 seasons they have been division rivals (2002-17), the Cardinals have won the season series eight times, the 49ers have won the series five times and they have split three times. Arizona has won the season series each of the last three years and hasn't lost it since 2010.

CARDS-49ERS REGULAR SEASON SERIES

- Overall Regular Season Series: 25-29
- Cardinals at home vs. San Francisco: 13-12
- First Meeting: 11/18/51 @ SF, W, 27-21
- Last Meeting: 10/7/18 @ SF, W, 28-18
- Last Cardinals Home Win: 10/1/17 vs. SF, W, 18-15 (OT)

ROSEN TO KIRK FOR 75

On the Cardinals first offensive play of the game in Week 5 vs. the 49ers, QB Josh Rosen connected with WR Christian Kirk on a 75-yard TD pass.



The Rosen-to-Kirk TD was the third-longest rookie-to-rookie TD play in franchise history and the longest since 1958 when QB M.C. Reynolds hit John David Crow for a 91-yard TD.

Franchise History - Longest Rookie-to-Rookie TDs

Dist	Passer	Receiver	Date
95t	Pat Coffee	Gus Tinsley	12/5/37 vs. Chicago
91t	M.C. Reynolds	John David Crow	10/12/58 at Cleveland
75t	Josh Rosen	Christian Kirk	10/7/18 at San Francisco

Rosen's 75-yard TD pass to Kirk is the second-longest TD pass by a rookie QB this season (Jets QB Sam Darnold threw a 76-yard TD pass vs. Den, 10/7).

Kirk's 75-yard TD reception is tied for the longest TD catch by a rookie in 2018 (Atlanta WR Calvin Ridley had a 75-yard TD reception vs. NO, 9/23).

GIVING THE 49ERS - AND THE DIVISION - FITZ

In 29 career games against the 49ers, WR **Larry Fitzgerald** has 165 receptions for 2,204 yards and 17 TDs. Fitzgerald's success against the 49ers throughout his career has been historic. He has more receptions, receiving yards and TD receptions against San Francisco than any other player in NFL history.

Fitzgerald has more receiving yards against the 49ers (2,204) than any other active player has against any single opponent. In NFL history, only Jerry Rice (2,731 vs. Atlanta; 2,551 vs. LA Rams) has more receiving yards against any single opponent.

Fitzgerald is one of just four players in NFL history with 2,000+ receiving yards against a single opponent.



NFL History – Receiving Yards vs. Single Opponent

Rnk	Player (Years)	Yds	Opponent
1	Jerry Rice (1985-2004)	2,731	Atlanta Falcons
2	Jerry Rice (1985-2004)	2,551	St. Louis/L.A. Rams
3	Larry Fitzgerald (2004-2018)	2,204	San Francisco 49ers
4	Larry Fitzgerald (2004-2018)	2,045	St. Louis/L.A. Rams
4	Reggie Wayne (2002-2014)	2,028	Jacksonville Jaguars
5	Jerry Rice (1985-2004)	2,025	New Orleans Saints
6	Tim Brown (1988-2004)	2,021	Kansas City Chiefs

Fitzgerald's 165 career receptions vs. San Francisco represent the fifth-best total in NFL history against a single opponent.

NFL History – Receptions vs. Single Opponent

Rnk	Player (Years)	Rec	Opponent
1	Larry Fitzgerald (2004-2018)	179	St. Louis/L.A. Rams
2	Jerry Rice (1985-2004)	175	Atlanta Falcons
3t	Larry Fitzgerald (2004-2018)	166	Seattle Seahawks
3t	Jerry Rice (1985-2004)	166	St. Louis/L.A. Rams
5	Larry Fitzgerald (2004-2018)	165	San Francisco 49ers

Fitzgerald and Chargers TE Antonio Gates are the only players in the NFL with at least 17 TD receptions against a single opponent. Fitzgerald has accomplished that feat against both the Rams (18) and 49ers (17).

Active NFL Leaders – TD Receptions vs. Single Opponent

Rnk	Player (Team)	TDs	Opponent
1	Larry Fitzgerald (AZ)	18	Rams
1t	Larry Fitzgerald (AZ)	17	49ers
2t	Antonio Gates (LAC)	17	Chiefs
4	Antonio Gates (LAC)	13	Raiders
5	Rob Gronkowski (NE)	12	Buffalo

INSIDE THE HISTORIC TOTALS - #11 & #80

Only one player in NFL history has more receptions with a single team than Cardinals WR **Larry Fitzgerald** (1,260) does with the Cardinals - and that is 49ers Hall of Fame WR **Jerry Rice**, who totaled 1,281 receptions with San Francisco.



NFL History – Receptions with One Team

Rnk	Player	Rec	Team
1	Jerry Rice	1,281	San Francisco
2	Larry Fitzgerald	1,260	Arizona
3	Jason Witten	1,150	Dallas
4	Marvin Harrison	1,102	Indianapolis
5t	Reggie Wayne	1,070	Indianapolis
5t	Tim Brown	1,070	L.A./Oakland

Fitzgerald (15th season in AZ) and Rice (16 seasons in SF) saw quite a few players throwing passes their way during their legendary careers. In fact, Fitzgerald (19) and Rice (16) combined to catch a pass from 35 different players during their runs in Arizona and San Francisco, respectively.

Last week, Fitzgerald hauled in his first career TD reception from QB Josh Rosen, who became the 15th different QB to throw a TD pass to Fitz. Rice caught a TD pass from 14 different players in his career, including 10 during his time with San Francisco.

Fitzgerald TD Rec. By QB (15)

Rec	Quarterback
39	Kurt Warner
28	Carson Palmer
12	Josh McCown
7	John Skelton
5	Kevin Kolb
5	Matt Leinart
4	Derek Anderson
3	Drew Stanton
2	Blaine Gabbert
1	Josh Rosen
1	Richard Bartel
1	Max Hall
1	Shaun King
1	John Navarre
1	Brian St. Pierre

Rice TD Rec. By Passer (14; 10 w/SF)

Rec	Quarterback
85*	Steve Young
55*	Joe Montana
16	Rich Gannon
11*	Jeff Garcia
8*	Jeff Kemp
8*	Elvis Grbac
5*	Steve Bono
2	Rick Mirer
2	Matt Hasselbeck
1*	Mike Moroski
1*	Terry Kirby (RB)
1*	Harry Sydney (RB)
1*	Matt Cavanaugh
1	Trent Dilfer
	*While with 49ers

CARDS AIMING FOR 8TH STRAIGHT

Arizona defeated the San Francisco 49ers 28-18 at Levi's Stadium in Week 5 earlier this season. It was the Cardinals seventh consecutive victory over the 49ers. With a win this week, Arizona would tie the second-longest winning streak in team history against any opponent.

Franchise Record - Longest Winning Streak vs. Single Team

Rnk	Opponent	Wins	Years
1	Philadelphia	9	1974-78
2	St. Louis	8	2006-10
3	San Francisco	7	2015-18
3t	Green Bay	7	1946-49
3t	Detroit	7	2006-15
3t	NY Giants	7	1974-77

Arizona's seven straight victories over San Francisco represent the team's longest winning streak in the history of the series. Only two teams have a longer active winning streak against a division opponent.

Longest Active Winning Streak vs. Division Opponent

Rnk	Team	Wins	Opponent
1	Kansas City	9	L.A. Chargers
2	Seattle	8	San Francisco
3t	Arizona	7	San Francisco
3t	Cincinnati	7	Cleveland
5t	Kansas City	6	Denver
5t	Pittsburgh	6	Cincinnati

DAVID SCORING OFTEN VS. THE NINERS

When the Cardinals faced the 49ers in Week 5 earlier this season, RB **David Johnson** scored a pair of rushing TDs. (2-yard run in 1st quarter; 6-yard run in 4th quarter).

His two-TD performance gives him seven total TDs (6 rushing, 1 receiving) in five career games against San Francisco. All seven of those TDs have come in the last four meetings.

Johnson has made three career starts against the 49ers, totaling 357 yards (367 rushing; 90 receiving) and six TDs in those three starts. He has posted multiple TDs in all three games.



Johnson Career Starts vs. San Francisco

Date	TDs	Rush Yds	Rec Yds
10/7/18 @ SF	2 (2 rush)	55	16
11/13/17 vs. SF	2 (1 rush; 1 rec)	55	46
10/6/16 @ SF	2 (2 rush)	157	28
Totals	6 (5 rush, 1 rec)	267	90

Johnson's seven career TDs against the 49ers are more than he has against any other team.

David Johnson - Most TDs by Opponent

Rnk	Opponent	TDs
1	San Francisco	7
2	Seattle	4
3t	Jets, Vikings, Bears, Redskins, Saints, Eagles	3

CARDS TOP PERFORMANCES VS. 49ERS

Below is a look at the Cardinals top performances against the 49ers:

Statistic	Total	Player	Date
Total Points	19	Neil Rackers	10/2/05 vs. SF*
Total TDs	3	Derrick McAdoo	10/18/87 @ SF
Longest TD	80t (Rec)	Elmer Angsman	11/18/51 @ SF
Rushing Yards	165	Marcel Shipp	10/26/03 vs. SF
Rushing Avg.	6.8	Terry Metcalf	10/6/74 @ SF
Rushing TDs	3	Derrick McAdoo	10/18/87 @ SF
Longest TD Run	39t	Joe Childress	9/29/57 @ SF
Receiving Yards	166	Michael Floyd	12/30/12 @ SF
Receptions	12 (2x) last	Larry Fitzgerald	11/13/16 vs. SF
Receiving TDs	2 (11x) last	Larry Fitzgerald	10/6/16 @ SF
Longest TD Reception	80t	Elmer Angsman	11/18/51 @ SF
Passing Yards	484	Kurt Warner	11/25/07 vs. SF
Passing TDs	3 (8x) last	John Skelton	12/11/11 vs. SF
Passer Rating	121.9	Kurt Warner	11/10/08 vs. SF
Completion Pct.	76.2	Kurt Warner	11/10/08 vs. SF
Longest TD Pass	80t	Charley Trippi	11/18/51 @ SF
Sacks	2 (13x) last	Chandler Jones	11/13/16 vs. SF
Interceptions	2 (2x) last	Tyrann Mathieu	9/27/15 vs. SF
Long INT Return	50t	Tyrann Mathieu	9/27/15 vs. SF
Field Goals	6	Neil Rackers	10/2/05 @ SF*
Long Field Goal	53	Tim Duncan	10/26/03 vs. SF

*Game held in Mexico City

JONES CONTINUES CHASING DOWN QBS

Cardinals All-Pro DE **Chandler Jones** recorded three tackles, a sack, a tackle for loss and a QB hit in last week's game vs. Denver. Jones enters Week 8 with 6.5 sacks this season, the third-best total in the NFC and tied for fifth in the NFL so far in 2018.

NFL Leaders - Sacks (2018)

Rnk	Player (Team)	Sacks
1	Aaron Donald (LAR)	8.0
2t	Danielle Hunter (Min)	7.5
2t	Von Miller (Den)	7.5
4	J.J. Watt (Hou)	7.0
5t	Chandler Jones (AZ)	6.5
5t	Bradley Chubb (Den)	6.5

Just four players in franchise history have had at least 6.5 sacks in the first seven games of a season. Jones (8.0 through 7 games in 2017) is the only player in team history to accomplish the feat twice.

Franchise Record – Sacks Through 1st 7 Games of a Season

Rnk	Player (Year)	Sacks
1	Chandler Jones (2017)	8.0
2t	Simeon Rice (1999)	7.0
2t	Freddie Joe Nunn (1988)	7.0
4t	Chandler Jones (2018)	6.5
4t	Curtis Greer (1983)	6.5

Through the first seven games this season, Jones has recorded 27 tackles, 6.5 sacks, seven tackles for loss, five passes defended, three forced fumbles, a fumble recovery, 12 QB pressures and 10 QB hits.



A MARVELOUS RUN IN ARIZONA

By any measure, **Jones** has been one of the elite defenders in the NFL since he came to Arizona in a trade prior to the 2016 season. Since joining the Cardinals, Jones leads the NFL in both sacks (34.5) and tackles for loss (50).

NFL Leaders – Sacks (2016-18)

Rnk	Player (Team)	Sacks
1	Chandler Jones (AZ)	34.5
2	Von Miller (Den)	31.0
3t	Ryan Kerrigan (Was)	27.0
3t	Aaron Donald (LAR)	27.0
3t	Danielle Hunter (Min)	27.0

NFL Leaders – Tackles for Loss (2016-18)

Rnk	Player (Team)	TFL
1	Chandler Jones (AZ)	50
2	Jadeveon Clowney (Hou)	46
3	Aaron Donald (LAR)	42
4	Cameron Jordan (NO)	41
5	Von Miller (Den)	37

FASTEST IN CARDINALS HISTORY TO 30 SACKS

Jones reached 30.0 sacks as a member of the Cardinals in Week 3 vs. Chicago while playing in his 35th game with the team. In franchise history, no player reached 30.0 career sacks faster than Jones.

Franchise History – Fewest Games to 30 Sacks

Rnk	Player (Years)	Games
1	Chandler Jones (2016-18)	35
2	Freddie Joe Nunn (1985-88)	41
3	Bertrand Berry (2004-08)	44
4t	Simeon Rice (1996-99)	51
4t	Al Baker (1983-86)	51



JONES AT FIVE IN A ROW (YET AGAIN)

With his sack of Broncos QB Case Keenum last week, **Jones** has at least one sack in each of the last five games and in six of seven games so far this season.

Jones' five consecutive games with at least one sack ties the second-longest streak in franchise history. There have now been eight separate streaks of at least five games with a sack in franchise history, and Jones is responsible for three of those.

Franchise Record—Consecutive Games with a Sack

Rnk	Player (Year)	Gms
1	DE Curtis Greer (Games 13-16, 1984-Games 1-3, 1985)	7
2t	DE Chandler Jones (Games 3-7, 2018)	5
2t	LB Chandler Jones (Games 5-9, 2017)	5
2t	LB Chandler Jones (Games 15-16, 2016-Games 1-3, 2017)	5
2t	LB Markus Golden (Games 1-5, 2016)	5
2t	DE Chike Okefor (Games 12-16, 2006)	5
2t	DE Curtis Greer (Games 6-10, 1984)	5
2t	DE Al Baker (Games 12-16, 1984)	5




MORE THAN JUST THE ONE

With his performance at Minnesota in Week 6 (1.5 sacks) earlier this season, **Jones** has multiple sacks (1.5 or more) eight times in 39 games with the Cardinals.

Dating back to 2013 – his second season in the NFL – only J.J. Watt (18) has more games with multiple sacks (1.5 or more) than Jones (17).

NFL Leaders – Multi-Sack Games (2013-18)

Rnk	Player (Team)	Gms
1	J.J. Watt (Hou)	18
2	Chandler Jones (AZ/NE)	17
3	Justin Houston (KC)	16
4t	Elvis Dumervil (Bal/SF)	13
4t	Cameron Wake (Mia)	13
4t	Calais Campbell (AZ/Jax)	13
4t	Cameron Jordan (NO)	13



A SEASON TO REMEMBER IN 2017

Jones recorded an NFL-high and franchise record 17.0 sacks in 2017, becoming the first player in franchise history to lead the NFL in sacks in a season. Jones also led the NFL in tackles for loss (28) and QB hits (38) in 2017.

NFL Leaders – Sacks (2017)

Rnk	Player (Team)	Sacks
1	Chandler Jones (AZ)	17.0
2t	Calais Campbell (Jax)	14.5
2t	Demarcus Lawrence (Dal)	14.5
4t	Everson Griffen (Min)	13.0
4t	Cameron Jordan (NO)	13.0
4t	Ryan Kerrigan (Was)	13.0

NFL Leaders – Tackles for Loss (2017)

Rnk	Player (Team)	TFL
1	Chandler Jones (AZ)	28
2	Jadeveon Clowney (Hou)	21
3t	Melvin Ingram (LAC)	17
3t	Cameron Jordan (NO)	17
3t	Matt Judon (Bal)	17
3t	Von Miller (Den)	17

Since STATS, Inc. began tracking tackles for loss in 2008, Jones became just the third player to lead the NFL in both sacks and tackles for loss in a season. Demarcus Ware did so in both 2008 and 2010 while J.J. Watt accomplished the feat in both 2012 and 2015.

Jones had seven more tackles for loss than any other player in the NFL in 2017. That is the biggest gap between first and second place since 2012 when J.J. Watt posted 11 more than Von Miller (39 to 28).

Jones had at least one sack in 13 of 16 games in 2017. He is the first player in franchise history to have a sack in at least 13 games in a single season. Since individual sacks became an official statistic in 1982, only Demarcus Ware (14 in 2008) had a sack in more games in a season than Jones had in 2017.



GAME AFTER GAME, JONES GETS A SACK

With his sack last week against Denver, Jones now has 34.5 sacks in 39 career games with the Cardinals. He has at least one sack in 28 of 39 games played for Arizona. Since coming to Arizona in 2016, Jones has gone back-to-back games without a sack just four times. He has not done so since Games 13-14 of the '16 season. That span covers 26 total games.

Dating back to 2016, no player in the NFL has a sack in more games than Jones.

NFL Leaders – Games with 1.0+ Sack (2016-18)

Rnk	Player (Team)	Games
1	Chandler Jones (Arizona)	28
2t	Khalil Mack (Chicago)	21
2t	Danielle Hunter (Minnesota)	21
4t	Von Miller (Denver)	20
4t	Mario Addison (Carolina)	20

Jones and Minnesota's Danielle Hunter are the only players in the NFL this season that have a sack in at least six games this season.

NFL Leaders – Games with 1.0+ Sack (2018)

Rnk	Player (Team)	Games
1t	Chandler Jones (Arizona)	6
1t	Danielle Hunter (Minnesota)	6
3t	Carlos Dunlap (Cincinnati)	5
3t	Dee Ford (Kansas City)	5
3t	Jason Pierre-Paul (Tampa Bay)	5
3t	Terrell Suggs (Baltimore)	5



KIRK PILING UP STATS AS A ROOKIE

WR **Christian Kirk** - the Cardinals second round selection (47th overall) in the 2018 NFL Draft - has put up some impressive numbers in his first seven career games.

After posting three receptions for a team-high 57 yards against the Broncos last week, Kirk now has 28 receptions in 2018, including 27 in the last six games.

His 28 receptions lead all rookie WRs in the NFL this season. Only Atlanta WR Calvin Ridley (392) has more receiving yards than Kirk (368) among rookie WRs.



NFL Leaders - Receptions and Receiving Yards by Rookie WRs (2018)

Rnk	Player (Team)	Rec	Rnk	Player (Team)	Yds
1	Christian Kirk (AZ)	28	1	Calvin Ridley (Atl)	392
2	Calvin Ridley (Atl)	27	2	Christian Kirk (AZ)	368
3	Keke Coutee (Hou)	21	3	Courtland Sutton (Den)	246
4	Antonio Callaway (Cle)	16	4	Marquez Valdes-Scantling (GB)	212
5	Courtland Sutton (Den)	14	5	Antonio Callaway (Cle)	200

Only three players in franchise history had more receptions through their first seven career games than Kirk in 2018. He has two more receptions than All-Pro WR Larry Fitzgerald (26) had through seven games in 2004.

Franchise Record - Receptions Thru 7 Games (Rookie)

Rnk	Player (Year)	Rec
1	Anquan Boldin (2003)	42
2	Gern Nagler (1953)	30
3	Terry Metcalf (1973)	29
4	Christian Kirk (2018)	28
5t	Larry Fitzgerald (2004)	26
5t	Rob Awalt (1987)	26

With 28 receptions for 368 yards so far this season, Kirk is on pace for 64 receptions and 842 yards in 2018. That would put him among the most productive rookie receivers in franchise history.

Franchise Records - Receptions and Receiving Yards by Rookie

Rnk	Player (Year)	Rec	Rnk	Player (Year)	Yds
1	Anquan Boldin (2003)	101	1	Anquan Boldin (2003)	1,377
2	Larry Fitzgerald (2004)	58	2	Frank Sanders (1995)	883
3	Ricky Proehl (1990)	56	3	Ricky Proehl (1990)	802
4	Frank Sanders (1995)	52	4	Larry Fitzgerald (2004)	780
5	John Brown (2014)	48	5	John Brown (2014)	696

ROSEN TAKES OVER THE STARTING ROLE

Rookie QB **Josh Rosen** - selected 10th overall by the Cardinals in the 2018 draft - led Arizona to its 28-18 victory over the 49ers in Week 5, becoming the youngest Cardinals QB in the modern statistical era (since 1933) to earn a victory. Rosen earned his first career victory at 21 years, 239 days old.

Rosen was among the four NFL rookie QBs - Baker Mayfield (Cle), Sam Darnold (NYJ) and Josh Allen (Buf) - to earn a win in Week 5. It marked the first time in the Super Bowl era that at least four rookie QB's started with each of their teams winning the game.

Rosen Among Four 1st Rounders Starting in 2018

Rosen was one of four QBs selected in the top-10 in the first round of the 2018 NFL Draft, joining **Mayfield** (1st overall to Browns), **Darnold** (3rd overall to Jets) and **Allen** (7th overall to Bills). It marked the first time since 1949 that there were four QBs selected in the top-10. All four QBs are starting for their respective teams.

2018 Top-10 Draft Picks - Quarterbacks

Player	Team	GP/GS	Com	Att	Yds	TD	INT	Rating	W-L
Josh Rosen	Arizona	5/4	71	129	820	3	5	66.0	1-3
Baker Mayfield	Cleveland	5/4	108	187	1,291	6	5	78.5	1-3
Josh Allen	Buffalo	6/5	75	139	832	2	5	61.8	2-3
Sam Darnold	NY Jets	7/7	124	221	1,552	10	10	74.3	3-4

JOSH ROSEN FACT SHEET

• At 21 years, 232 days old when he made his first career start against the Seahawks in Week 4, Rosen became the youngest QB to start for the Cardinals in the modern statistical era (since 1933). Lamar McHan (21 years, 284 days old when he started vs. the Giants on 9/26/54) held that distinction prior to Rosen.

• Rosen is now the youngest Cardinals QB in the modern statistical era to both start a game (21 years, 232 days) and win a game (21 years, 239 days).

• When the Cardinals traded up to acquire Rosen, it marked just the third time in the modern draft era that the Cardinals moved up in the first round (both previous instances came in 1993) of the NFL Draft.

• Rosen joins Hall of Famer Troy Aikman (1st overall to Dallas in 1989) as the only UCLA QBs ever selected in the top-10 of the NFL Draft.



ROOKIE REPORT CARD

The three 2018 draft picks starting on offense for the Cardinals (QB **Josh Rosen**, WR **Christian Kirk**, C **Mason Cole**) have gotten most of the attention so far this season but an undrafted rookie - LB **Zeke Turner** - has also made a strong impression through the first seven weeks.

Turner leads the NFL with nine special teams tackles in 2018 - according to official league statistics. Turner was named Special Teams Player of the Month (September) by Pro-FootballFocus.com.



NFL Leaders - Special Teams Tackles (2018)

Rnk	Player (Team)	STT
1	LB Zeke Turner (AZ)	9
2	LB Joseph Jones (Den)	8
3t	LB Tyler Matakevich (Pit)	7
3t	S Adrian Phillips (LAC)	7
3t	LB Uchenna Nwosu (LAC)	7
3t	WR Dwayne Harris (Oak)	7

*Source: NFL GSIS

Through the first seven weeks of 2018, the Cardinals have received significant contributions from a number of rookies.

Rookies Making an Impact in 2018

• **C Mason Cole** (3rd Round, 97th overall) - Has started all seven games and played every snap on offense this season. Cole has now made 111 consecutive starts dating back to his freshman year of high school.

• **QB Josh Rosen** (1st Round, 10th overall) - Has started four games this season and earned his first win in Week 5 at San Francisco.

• **WR Christian Kirk** (2nd Round, 47th overall) - Has appeared in all seven games (3 starts) and totaled 29 receptions for 368 yards and a TD. Has also added two runs for 12 yards and returned 10 punts for 78 yards. Kirk's 28 receptions lead all rookie WRs in the NFL this season.

• **LB Zeke Turner** (Undrafted) - Holds the NFL lead with nine special teams tackles in 2018, including a season-high four in Week 2 against the Rams.

• **LB Dennis Gardeck** (Undrafted) - Has appeared in all seven games with a team-high 154 snaps on special teams. Has four special teams tackles.

• **RB Chase Edmonds** (4th Round, 134th overall) - Has appeared in all seven games and ranks second on the team with 20 rush attempts. Has also caught 12 passes and has played extensively on special teams.

BOSTON ON THE LEADER BOARD

S **Tre Boston** - signed as a free agent by the Cardinals just prior to the start of training camp - recorded his 11th career INT and third this season, when he picked off Vikings QB Kirk Cousins in the second quarter in Week 7.

Boston is tied for the NFL lead with three INTs in 2018, and he is one of just five safeties with three INTs this season.

NFL Leaders - INTs (2018)

Rnk	Player (Team)	INTs
1t	S Tre Boston (AZ)	3
1t	CB Denzel Ward (Cle)	3
1t	LB Darron Lee (NYJ)	3
1t	S Earl Thomas (Sea)	3
1t	S Damontae Kazee (Atl)	3
1t	CB Xavier Howard (Mia)	3
1t	CB Donte Jackson (Car)	3
1t	S Ha Ha Clinton-Dix (GB)	3
1t	CB Kyle Fuller (Chi)	3
1t	S John Johnson (LAR)	3

Of Boston's 11 career INTs, eight have come in his last 22 games dating back to last season. Prior to his current 22-game stretch, Boston had three INTs in his first 42 career games.

Dating back to 2017, when he recorded a career-high five INTs, Boston's eight INTs rank third in the NFL. Among safeties, he ranks second behind Tennessee's Kevin Byard.

NFL Leaders - Interception (2017-18)


Rnk	Player (Team)	INT
1t	CB Darius Slay (Det)	9
1t	S Kevin Byard (Ten)	9
3	S Tre Boston (LAC/AZ)	8
4t	S Jordan Poyer (Buf)	7
4t	CB A.J. Bouye (Jax)	7
4t	CB Xavier Howard (Mia)	7
4t	S Harrison Smith (Min)	7



FOUR GAME HOME WIN STREAK VS. 49ERS

The Cardinals host the San Francisco 49ers at State Farm Stadium in Week 8. Arizona enters the game having won four straight at home vs. the 49ers.

The Cardinals have sold out every game (preseason and postseason included) at the venue since it opened in 2006 - and a sellout of this week's matchup would push that streak to 131 in a row.



There were only 12 games total that sold out in time to be televised locally in 18 years at Sun Devil Stadium.

State Farm Stadium has proven to be a catalyst for the Cardinals success in the last decade-plus. Below is a look at the results at State Farm Stadium compared to 18 seasons at Sun Devil Stadium.

Overall Comparison Statistic	12+ seasons at SF Stadium	18 seasons at SD Stadium
Sellouts	130	12
Regular Season Record	100-98-1	100-188
Regular Season Win %	.505	.347
Regular Season Home Record	61-38-1	64-80
Home Win %	.615	.444
Postseason Record	5-4	1-1
Postseason Home Record	4-0	0-0
Seasons with Winning Record	5	1
Postseason Berths	4	1
Division Titles	3	0
Conference Championship Games	2	0
Super Bowl Appearances	1	0

The Cardinals are 65-38-1 (including postseason) all time at State Farm Stadium. Their .630 home winning percentage ranks 10th in the NFL and sixth in the NFC dating back to 2006.

NFL Home Win Percentage (2006-18) - Includes Postseason

Rnk	Team	W	L	T	Win%
1	New England Patriots	99	18	0	.846
2	Baltimore Ravens	74	28	0	.725
3	Green Bay Packers	76	29	2	.720
4	Pittsburgh Steelers	76	31	0	.710
5	Seattle Seahawks	74	32	0	.698
6	Indianapolis Colts	72	35	0	.673
7	New Orleans Saints	69	35	0	.663
8	Minnesota Vikings	66	37	0	.637
9	L.A. Chargers	66	38	0	.635
10	Arizona Cardinals	65	38	1	.630

THE NEST GETS A NEW NAME

In September the Cardinals and State Farm announced an 18-year naming rights commitment that resulted in the team's home venue becoming State Farm Stadium.

"We were intent on finding a relationship that was an ideal fit with our organization and this community in terms of values, priorities and culture," said Cardinals President **Michael Bidwill**. "With State Farm, we absolutely did that. State Farm is one of the most-respected and recognizable brands in the world and Phoenix is fortunate to be one of its three hub markets."



Arizona is home to one of three of State Farm regional hubs. State Farm is an active member of the local community employing roughly 7,000 individuals.

IT GETS LOUD IN THERE

Having a sellout crowd on hand - and the deafening noise it creates - has proven difficult for opposing teams and given the Cardinals one of the NFL's most distinct home field advantages.

Dating back to the inaugural year at State Farm Stadium in 2006, Cards opponents have accumulated 165 accepted false start penalties in the regular season. That is the most for any home team in the NFL during that span.



NFL Leaders - Opponent False Start Penalties (2006-Present)

Rnk	Home Team	FS	Stadium
1	Cardinals	165	State Farm Stadium
2	Vikings	145	U.S. Bank Stadium/Metrodome/TCF Bank
3	Seahawks	144	CenturyLink Field
4	Lions	140	Ford Field
5	Eagles	138	Lincoln Financial Field

CARDS PARTNER WITH DIGNITY HEALTH

Earlier this month, the Cardinals and Dignity Health announced agreement on a 10-year naming rights commitment that resulted in the team's training center in Tempe being named the "Dignity Health Arizona Cardinals Training Center."



"Dignity Health is a leading provider of healthcare services in the Phoenix marketplace and one of the nation's largest health care systems, and we are excited to expand our partnership with them over the next decade," said Cardinals President **Michael Bidwill**. "While this is a comprehensive marketing agreement, there will be a big focus on programs that will benefit high school athletes throughout the state of Arizona."

In addition to the naming rights aspect, the agreement also includes a number of components that will impact the community at large. For example, Dignity Health and the Cardinals, in conjunction with the NFL, will provide grant money to fund additional athletic training staff for high school athletic programs across the state.

Arizona Native Kirk Knows Value of Brainbook

As a result of the Cardinals partnership with Dignity, both organizations will collaborate on the continued development of Brainbook, a concussion education and awareness program for Arizona's high school athletes in all sports that was launched in 2011.

Since Brainbook was introduced across the state in 2011, over 400,000 high school athletes have used the web-based tool, including Cardinals rookie and Scottsdale native WR **Christian Kirk**.

An alum of Saguaro High School, Kirk underwent Brainbook training as a senior. In an interview with the Arizona Republic, Kirk talked about the added value of the program when combined with existing concussion protocols.

"It just seemed kind of more extensive and specific," Kirk said of Brainbook. "Athletes might have a headache or get hit during the game and kind of just not think too much of it. They want to be tough, so they're not really going to say anything and go back out there, and at the end of the day, that's the last thing you want to do. So it just makes them more aware, whenever they feel those symptoms, to go talk to somebody."

SUPER BOWL COMING BACK TO AZ

Valley Will Host 4th Super Bowl When Game Returns in 2023

The biggest event in American sports is returning to Arizona as State Farm Stadium was selected to host Super Bowl LVII that will cap the 2022 NFL season.

Super Bowl LVII will be the fourth Super Bowl played in Arizona and the third in 15 years at State Farm Stadium. The Valley last hosted Super Bowl XLIX following the 2014 season. With Super Bowl LVII being held at State Farm Stadium, Arizona will join South Florida, New Orleans, Los Angeles and Tampa Bay as the only sites selected to host the Super Bowl at least four times.



Past Super Bowls in Arizona

Super Bowl	Site	Date	Result
XLIX (49)	Univ. of Phoenix Stadium	2/1/15	Patriots 28, Seahawks 24
XLII (42)	Univ. of Phoenix Stadium	2/3/08	Giants 17, Patriots 14
XXX (30)	Sun Devil Stadium	1/28/96	Cowboys 27, Steelers 17

The nation's most popular sporting event and most widely-viewed television program, the Super Bowl provides an immense boost to the local economy. The last time the game was staged in Arizona it produced a record economic impact for the state. A 2015 study by the W.P. Carey School of Business at Arizona State University determined that Super Bowl XLIX, the 2015 Pro Bowl and related events produced a gross economic impact of \$719.4 million for the region. That was the largest economic impact of any special event ever held in Arizona.

In a span of just over 26 months in 2015-17, the stadium hosted a Pro Bowl, Super Bowl, College Football National Championship Game and the NCAA Men's Final Four. It was an unprecedented stretch for a stadium that generated \$1.3 billion for the state during that span.

Future Super Bowl Sites

Super Bowl	Site	Date
LIII (53)	Mercedes-Benz Stadium (Atlanta)	Feb. 3, 2019
LIV (54)	Hard Rock Stadium (Miami)	Feb. 2, 2020
LV (55)	Raymond James Stadium (Tampa Bay)	Feb. 7, 2021
LVI (56)	New Los Angeles Stadium (Los Angeles)	Feb. 6, 2022
LVII (57)	State Farm Stadium (Arizona)	2023
LVIII (58)	Mercedes-Benz Superdome (New Orleans)	2024

BY THE NUMBERS

130

Sellouts at State Farm Stadium (including preseason and postseason). The Cardinals have sold out every game played at the stadium since it opened in 2006. A sellout of this week's game vs. San Francisco would be #131.

2,541

Combined career receptions for Hall of Fame WR Jerry Rice (1,281) and WR Larry Fitzgerald (1,260) during their time with the the 49ers and Cardinals, respectively. Rice and Fitzgerald have more receptions with the 49ers and Cardinals than any players in NFL history with a single team.

29

Total players who threw a TD pass to Fitzgerald (15) and Rice (14) during their careers. Last week vs. Denver, Cards QB Josh Rosen became 15th QB to throw a TD pass to Fitzgerald. Rice caught a TD from 14 different players during his career, including 10 during his time with San Francisco.

7

Consecutive wins for the Cardinals in their series against the 49ers. That represents the longest winning streak in the history of the series for Arizona.

28

Receptions for WR Christian Kirk so far in 2018. That leads all rookie WRs in the NFL so far this season. Kirk's 368 receiving yards trail only Atlanta's Calvin Ridley (392) yards among rookie WRs.

64

Receptions that Kirk is on pace for in 2018. Should he reach that mark, it would represent the second-highest reception total by a rookie in franchise history (101 by Anquan Boldin in 2003).

218

Consecutive games that WR Larry Fitzgerald has at least one reception. That is the second-longest reception streak in NFL history behind Jerry Rice (274).

135

Receiving yards Fitzgerald needs to pass Hall of Fame WR Terrell Owens (15,934) for second place on the NFL's all-time receiving yardage list.

111

Career TD receptions for Fitzgerald, who caught his most recent TD last week against the Broncos. Fitzgerald is now tied with Tony Gonzalez for seventh place on the NFL's all-time list for career TD receptions.

39

Career TDs for RB David Johnson, the most in franchise history through a player's first four seasons. In NFL history, only 10 players have more TDs than Johnson (39) through their first 40 career games.

12

Career multi-TD performances for Johnson, who had two TDs (both rushing) at San Francisco in Week 5. Johnson has multiple TDs in each of his last three games against the 49ers.

34.5

Sacks for DE Chandler Jones during his time with the Cardinals. Since being acquired by Arizona in a trade with New England in 2016, Jones leads the NFL in both sacks (34.5) and tackles for loss (50) during that span.

28

Games - out of a total 39 played with the Cardinals - that Jones has at least one sack. No player in the NFL has more games with a sack than Jones dating back to 2016.

5

Consecutive games - entering Week 8 - that Jones has at least one sack. That is tied for the second-longest streak in franchise history.

17

Games in which Jones has multiple sacks (1.5 or more) dating back to 2013, his second season in the NFL. During that span, only J.J. Watt (18) has more multi-sack performances than Jones.

23

Career INTs for CB Patrick Peterson, who recorded his second INT of the season against the Broncos last week. Only seven players in franchise history have more career INTs than Peterson.

9

Special teams tackles for undrafted rookie LB Zeke Turner, the most in the NFL.

13

Combined special teams tackles for the only two undrafted rookies on the Cardinals roster: Turner (9) and LB Dennis Gardeck (4).

3

INTs for S Tre Boston this season, with all three coming in his last four games (didn't play last week vs. Denver). Dating back to last season, when he posted a career-high five INTs, Boston's eight INTs rank second among NFL safeties behind only Tennessee's Kevin Byard (9). Boston is tied for the NFL lead with three INTs in 2018.

MILESTONES WITHIN REACH

• With a win, Arizona would run their winning streak against the 49ers to eight games. That would tie the second-longest win streak against any single opponent in Cardinals history behind their nine-straight vs. the Eagles between 1974-78.

• Combined with their victory over SF in Week 5, a win this week would give the Cardinals their fourth consecutive season sweep of the 49ers.

WR Larry Fitzgerald

• With a reception, Fitzgerald would have at least one reception in 219 consecutive games, the second-longest reception streak in NFL history: Jerry Rice (274).

• With a TD reception, Fitzgerald would have 18 career TD receptions vs. the 49ers. Fitzgerald would have more TD receptions vs. both the 49ers (18) and Rams (18) than any other active player has against any single opponent.

• With a TD reception, Fitzgerald would have 112 career TD catches. He would sit alone in seventh place on the NFL's all-time list for career receiving TDs.

• With 135 receiving yards, Fitzgerald would pass Terrell Owens (15,934) for second place on the NFL's all-time receiving yardage list.

RB David Johnson

• With a TD (of any kind), Johnson would have 40 TDs in 41 career games. He would reach 40 career TDs in 12 fewer games than any other player in franchise history. The current record is 53 games by John David Crow.

• With a TD (of any kind), Johnson would have eight TDs in his last five career games against the 49ers.

• With two TDs, Johnson would have multiple TDs in each of his last four games against San Francisco.

DE Chandler Jones

• With a sack, Jones would have at least one sack in 29 of 40 games played with the Cardinals.

• A sack would give Jones at least one sack in six consecutive games, which would represent the second-longest streak in franchise history. The Cardinals record for consecutive games with a sack is 7 by Curtis Greer (1984-85).

• A sack would give Jones five sacks in his last five games against the 49ers.

CB Patrick Peterson

• With an INT, Peterson would tie Kwamie Lassiter for seventh on the franchise all-time list with 24 career INTs.

S Tre Boston

• With an INT, Boston would have four INTs on the season - and four INTs in his last five games played.

NFL SCHEDULE - WEEK 8

Teams on Bye: Atlanta, Dallas, L.A. Chargers, Tennessee

Thursday, October 25

Miami Dolphins at Houston Texans - 5:20 PM (FOX/NFLN/Amazon)

Sunday, October 28

Philadelphia Eagles at Jacksonville Jaguars - 6:30 AM (NFLN) - *London*

Denver Broncos at Kansas City Chiefs - 10:00 AM (CBS)

Cleveland Browns at Pittsburgh Steelers - 10:00 AM (CBS)

Washington Redskins at New York Giants - 10:00 AM (FOX)

Seattle Seahawks at Detroit Lions - 10:00 AM (FOX)

Tampa Bay Buccaneers at Cincinnati Bengals - 10:00 AM (FOX)

New York Jets at Chicago Bears - 10:00 AM (CBS)

Baltimore Ravens at Carolina Panthers - 10:00 AM (CBS)

Indianapolis Colts at Oakland Raiders - 1:05 PM (CBS)

San Francisco 49ers at Arizona Cardinals - 1:25 PM (FOX)

Green Bay Packers at Los Angeles Rams - 1:25 PM (FOX)

New Orleans Saints at Minnesota Vikings - 5:20 PM (NBC)

Monday, October 29

New England Patriots at Buffalo Bills - 5:15 PM (ESPN)

MEDIA SCHEDULE - WEEK 8

The Cardinals practice and media schedule for this week is listed below. Practice is open each day for approximately the first 20 minutes and the locker room will be open for 45 minutes.

All requests for assistant coach availability need to be made in advance through the Cardinals Media Relations staff.

Wed, 10/24 11:10 AM - Practice

49ers Conference Call

12:45 PM - Head Coach **Kyle Shanahan**

HC **Steve Wilks** and QB **Josh Rosen** available at approximately 1:00 PM and players available in locker room

Thurs, 10/25 11:10 AM - Practice

Coordinators **Byron Leftwich** (Offense) and **Al Holcomb** (Defense) following practice at approximately 12:50 PM and players available in locker room

Fri, 10/26 10:25 AM - Practice

Head coach **Steve Wilks** available at approximately 11:50 AM and players available in locker room

Sun, 10/28 Cardinals vs. 49ers, 1:25 PM - State Farm Stadium

PETERSON UNVEILS "PATRICK'S CORNER"



Earlier this month, CB **Patrick Peterson** unveiled his 13th "Patrick's Corner" at Crockett Elementary in Phoenix.

Through a partnership with Scholastic Books, the new Corner is furnished with bookshelves, beanbag chairs, a reading module, a stereo listening center, an audio library and 1,200 age-appropriate books.

In addition, all 491 students were provided with a reading certificate with which they can purchase a book during the Pick-Out-A-Book book fair. The new reading room serves as a fun, comfortable space where students and their families can read, learn and explore together.

COLEMAN INSPIRES HEARING-IMPAIRED KIDS



On October 2, Cardinals FB **Derrick Coleman**, the NFL's first legally deaf offensive player, spent the evening with patients of the Zimmerman Speech and Hearing Center. Coleman shared his inspiring story with about 30 hearing-impaired children, ages 4-18, and answered questions from the kids and their parents. Coleman began to lose his hearing at age 3 and learned to read lips without formal training.

"Listening to his journey as a hearing-impaired athlete and the many struggles he went through to get to where he is today is such an inspiration. The take away for me to both of my boys is, 'I will always be your biggest fan, no matter what, but I will also be your biggest critic,'" said Meghan Macpherson, a mother in attendance.

LARRY LENDS A HAND



Joe Casella and his wife, **Tina**, opened Casella's Italian Delicatessen in Scottsdale in 1977 and in the 40-plus years since they have fed and made friends with many in the community. One of those friends is WR **Larry Fitzgerald**, who reached out last month to help the family in a time of need.

Joe Casella was diagnosed with a terminal form of cancer and on September 18, Fitzgerald paid for all orders at the Casella's restaurant from noon to 5:00 PM, while asking that patrons make any donations they could to help support

Foster and Kirk both played football at Saguaro High School, which is less than a mile from the deli. Casella has been a longtime supporter of the school's teams. [Donations to help the Casella family can also be mailed to the restaurant at 5905 N Granite Reef Rd., Scottsdale, Arizona, 85250.](#)

A NIGHT OUT WITH THE ARIZONA CARDINALS



On Monday, Cardinals S **Antoine Bethea**, LS **Aaron Brewer**, OL **Mike Iupati**, DT **Corey Peters** and OL **A.Q. Shipley** showed off their culinary skills during "A Night Out with the Arizona Cardinals" at Sakana Sushi & Grill in Phoenix, an annual event that honors cancer survivors.

"I'm cheffing it up right now," Bethea said, smiling. "I might have a career after football." Bethea and his teammates were the featured attraction, but hardly the stars of the evening. That distinction was reserved for the invited guests, survivors of breast cancer and other forms of cancer.

"It's affected my family. My mom, she's a breast cancer survivor. My mother-in-law, she lost her battle with breast cancer and I have an older cousin who is going through it now," Bethea said.

THE JOHNSONS GIVING BACK

In September, Cardinals RB **David Johnson** and his wife, **Meghan**, presented a gift to bring cheer to young patients at Cardon Children's Medical Center in Mesa on behalf of their nonprofit Johnson Family's Mission 31 Foundation.



The organization donated "David's Locker," a mobile cart containing Playstations, iPads, and video games to serve as a welcome diversion for patients during treatment and recovery. The Johnson Family's Mission 31 Foundation provides opportunities, encouragement and resources to seriously ill children and their families by offering daily support and life changing experiences.

Through their family foundation, created in 2017, the Johnsons are inspired to make a positive impact on children's lives. Before professional football, David planned on a career in teaching and coaching. Meghan's dream was to work as a nurse at a children's oncology unit. They both are involved in volunteering at children's hospitals in the Valley and enjoy combining their passions into one cause through their foundation work.

DAVID'S OTHER MISSION

RB **David Johnson** received a once-in-a-lifetime opportunity earlier this month when he flew a simulated mission in an F-16 with the 56th Fighter Wing at Luke Airforce Base.



Following hours of training in the morning that helped the All-Pro get prepared for the experience of withstanding 9 Gs of force, Johnson tagged along on an hour-long flight as the pilot engaged in a mock "dog fight."

"The biggest things on my mind were not throwing up and not passing out when they really turned up the G forces," Johnson said of the experience. "It was way more intense than I expected. They tried tell me it was like a roller coaster, but it was a roller coaster times 100. I almost passed out at one point but the pilot didn't know. I played it off so that he wouldn't find out. But it really gave me a renewed respect for what these pilots do every day. I definitely gained a profound respect for those guys and what they do."

CARDS HONOR BREAST CANCER SURVIVORS

Cardinals DT **Corey Peters** joined **Nicole Bidwill**, team mascot Big Red and Cardinals Cheerleaders at Mesa High School on October 5 for a special presentation to support Breast Cancer Awareness month for the team's 12th annual "Pink Game."



The presentation took place following the conclusion of the first quarter of the Mesa home game against Westwood High School, and the Cardinals group helped recognize Breast Cancer survivors from both schools during and presented each of them with a special gift. The survivors will also be recognized at the Cardinals-Broncos home game on Thursday, October 18 at State Farm Stadium.

CARDS AND COX LAUNCH STEM PROGRAM

The Cardinals and Cox Communications partnered with the education technology company, EVERFI, to introduce the *Connect2STEM* program to classrooms in Arizona to inspire the next generation of engineers. The program, called Endeavor, will introduce students to careers in technical fields and uses gamified lessons to encourage and prepare students for a career in STEM.



Cardinals QB **Josh Rosen** joined team mascot Big Red and Cardinals Cheerleaders to celebrate the launch of *Connect2STEM* at South Mountain High School on Tuesday (10/23).

ELEVATING A FRANCHISE

The 2018 season is the 12th since **Michael Bidwill** took over as team President in 2007. His leadership during that time has gone a long way in transforming the franchise – both on and off the field.

Highlights of Bidwill's tenure as team President

- Since taking over as team president in 2007, the Cardinals have gone .500 or better in eight of 11 seasons (just twice in previous 20 years) and posted four double-digit win seasons (none in previous 20).

- Arizona's 50 wins between 2013-17 were the most in any five-year span in franchise history.

- The last two head coaches he hired for the Cards went on to finish #1 and #2 in franchise history in wins: Bruce Arians (50) and Ken Whisenhunt (49).

- Of the Cardinals seven all-time postseason wins, five have come during Bidwill's 11 years as team president. Arizona has played in nine postseason contests since Bidwill took over in 2007. The Cardinals played just seven total playoff games in their entire history prior to his tenure.

- Arizona has appeared in the NFC Championship Game twice during Bidwill's time as president (2008, '15), including a victory in 2008 that led to the franchise's first-ever Super Bowl appearance (Super Bowl XLIII).

- Leading the list of his Cardinals accomplishments is the creation of State Farm Stadium. Since its opening in 2006, the team has sold out all 130 games (preseason and postseason included) played at the venue.

- In addition to his role in helping Arizona land Super Bowls XLII and XLIX, he led the effort to land Super Bowl LVII (2023) this past spring. Michael was also instrumental in getting the 2015 Pro Bowl for Arizona; played a week before Super Bowl XLIX those two events combined to deliver a record economic impact of \$720 million to the region.

- By the time it hosts Super Bowl LVII, State Farm Stadium will have undergone \$100 million in improvements including parking infrastructure, state-of-the-art wifi, video boards, sound system upgrades and club-area enhancements since it staged Super Bowl XLIX.

- Bidwill also oversaw the team's appearance in the groundbreaking Amazon Original series All or Nothing: A Season with the Arizona Cardinals. Produced by NFL Films, the eight-episode series was awarded the Sports Emmy for Outstanding Serialized Sports Documentary in May of 2017.

- In January of 2016, the National Football Foundation (NFF) and College Hall of Fame inducted Bidwill and Arizona Governor Doug Ducey into the NFF Leadership Hall of Fame.

- This past January (2018), was one of five owners named to the NFL's Player-Owner Committee focused on social and racial justice initiatives. In December of 2014, Commissioner Roger Goodell tapped Bidwill to chair the league's Conduct Committee which reviews the league's Personal Conduct Policy.

Cardinals Under Michael Bidwill (2007-Present)

Statistic	Totals
Regular Season Record	95-87-1
Postseason Record	5-4
Overall Record	100-91-1
Regular Season Win Pct.	.522
Avg. Wins Per Season (2007-17)	8.5
Regular Season Home Record	58-33-1
Postseason Home Record	4-0
Overall Home Record (RS+post)	62-33-1
Regular Season Home Win Pct.	.636
Seasons with .500 Record or Better	8
Seasons with 9+ Wins	5
Seasons with 10+ Wins	4
Best Regular Season Record	13-3
Postseason Berths	4
Division Titles	3
Conference Championship Games	2
Super Bowl Appearances	1
Primetime Games	26



GRAND MARSHALL MICHAEL BIDWILL

Last month it was announced that Cardinals president **Michael Bidwill** was chosen as the grand marshal of this year's Desert Financial Fiesta Bowl parade.

The parade will be held on Saturday, December 29 at 10 a.m. in Central Phoenix. The Playstation Fiesta Bowl, one of college football's best bowl games, will take place on New Year's Day.

Bidwill will join a notable list of grand marshals, which includes Diamondbacks Hall of Fame pitcher **Randy Johnson**, former Cardinals QB and Hall of Famer **Kurt Warner** and Suns/Diamondbacks owner **Jerry Colangelo**. Last year, Coyotes forward **Shane Doan** served in the prestigious role.



A SUCCESSFUL RUN AS GM

Steve Keim was promoted to GM on January 8, 2013 after 14 seasons in the Cardinals organization. In guiding the team to an unprecedented run of success in his first five years as GM, Keim earned contract extensions in February of 2015 and February of 2018 that will keep him with the franchise through 2022.

Since his promotion in 2013, the Cardinals have posted a 50-36-1 regular season record, and Keim has developed into one of the league's most highly respected GMs.

Named the 2014 Sporting News NFL Executive of the Year in a vote of NFL coaches and team executives, Keim also earned back-to-back NFL Executive of the Year honors from Pro Football Talk (2013-14).

The teams put together by Keim during his time as GM have been some of the most successful in franchise history. In 2014 the team tied the franchise record for wins in a season (11) before setting a new mark in 2015 when the Cardinals won 13 games and earned its first-ever postseason bye.

KEIM'S WINNING CULTURE

Since being named Arizona's GM on January 8, 2013, only four of his NFL counterparts have won more regular season games than Keim (50).

Regular Season Wins by NFL GMs – Since 2013


Rnk	General Manager	Team	Record (Win Pct)
1.	Bill Belichick*	New England Patriots	68-19-0 (.782)
2.	John Schneider	Seattle Seahawks	57-28-1 (.669)
3.	Kevin Colbert	Pittsburgh Steelers	56-29-1 (.657)
4.	John Elway	Denver Broncos	54-33-0 (.621)
5t.	Steve Keim	Arizona Cardinals	50-36-1 (.580)
5t.	Mike Brown	Cincinnati Bengals	50-35-2 (.586)

*Includes the tenures of Scott Pioli (2000-08) and Nick Caserio (2009-present) in the Patriots player personnel department

PUTTING TOGETHER AN ACCOMPLISHED ROSTER

• The rosters Keim put together produced one of the NFL's top-10 defenses four times and one of the top-10 offenses twice. Arizona had a top-10 defense in three consecutive seasons (2015-17) for the first time since the 1970 NFL-AFL merger.

• During Keim's tenure, Arizona has established franchise records for wins in a season (13 in 2015), points in a season (489 in 2015), led the NFL in total offense for the first time in team history (#1 in 2015) and led the NFL in sacks for the second time ever (48.0 in 2016).



CARDS HAVE A HIT WITH "FLIGHT PLAN"

In February, the Arizona Cardinals launched "Cardinals Flight Plan", a first-of-its-kind documentary series available on Facebook Watch that takes fans behind the scenes for an inside look at the team's offseason.



The 10-episode series, which began February 14 and produced a new episode every other week until the finale on June 20, has reached nearly 14 millions viewers to date.

ABOUT FLIGHT PLAN: From the final moments of the 2017 season and leading up to training camp in 2018, Flight Plan allows fans to follow the team's search for a new head coach and QB, free agency evaluations, success in the 2018 NFL Draft and on-field preparations during OTAs and minicamp.

HOW TO WATCH: Regardless of whether they have a Facebook account, viewers within the U.S. can watch every episode of the series by going to [facebook.com/cardinalsflightplan](https://www.facebook.com/cardinalsflightplan). Viewers outside the U.S. are able to access the show via the Cardinals' main Facebook page.

Episode 10: Ready for Takeoff - New coach. New QBs. No shortage of headlines.

Episode 9: Full Deck - Josh Rosen and the rookies the veterans during organized team activities. While offseason workouts continue, Arizona is awarded Super Bowl LVII during the NFL owners meetings.

Episode 8: Cardinal DNA - As the team takes shape, it's built with the "Cardinal DNA" at its core.

Episode 7: Own the Room - The drama of the 2018 NFL Draft unfolds from Dallas and inside the war room at team's headquarters in Tempe.

Episode 6: D-Day - Steve Wilks is wired for sound during his first minicamp as Head Coach, and the team prepares for the Draft.

Episode 5: Groundwork - The first offseason program under head coach Steve Wilks is underway. David Johnson and Markus Golden are hard at work to come back from season-ending injuries.

Episode 4: Veteran Moves - NFL free agency is underway, and the Arizona Cardinals make the offensive line a top priority.

Episode 3: Combining Together - Steve Wilks, his staff and the front office use the week at the NFL Combine to get on the same page about the Draft class.

Episode 2: Mobilizing - Scouts evaluate talent at the Senior Bowl and Head Coach Steve Wilks settles into a routine at Cardinals headquarters.

Episode 1: Reshuffling the Deck - The search for Arizona's new head coach is underway, and the Cardinals provide fans an in-depth look into the process.

WILKS IN YEAR 1 WITH ARIZONA

In January, the Cardinals hired 23-year coaching veteran **Steve Wilks** as the team's new head coach. Wilks came to Arizona having spent the past six seasons (2012-17) with the Carolina Panthers, including last year as the team's defensive coordinator.

Wilks is one of seven new NFL head coaches in 2018, and one of six who spent last season as a coordinator. Wilks is also one of five first-time NFL head coaches in 2018.

New NFL Head Coaches in 2018

Coach	Team	Age	Previous Team
Steve Wilks*	Arizona	49	Carolina (Def. Coordinator)
Jon Gruden	Oakland	54	Tampa Bay (HC from 2002-08)
Matt Nagy*	Chicago	40	Kansas City (Off. Coordinator)
Matt Patricia*	Detroit	43	New England (Def. Coordinator)
Frank Reich*	Indianapolis	56	Philadelphia (Off. Coordinator)
Pat Shurmur	NY Giants	53	Minnesota (Off. Coordinator)
Mike Vrabel*	Tennessee	42	Houston (Def. Coordinator)

*First-time NFL head coach

Steve Wilks Quick Facts

- Nine stops and 19 years after getting his first head coaching job at Savannah State in 1999, Wilks became a head coach again when he was hired by the Cardinals in 2018.
- In a span of eight years between 1999 and 2006, Wilks had eight jobs with eight different teams.
- Wilks began his coaching career in 1995 as a defensive coordinator (Johnson C. Smith, 1995) and his last job before being hired in Arizona was as a defensive coordinator (Carolina Panthers, 2017).
- The Charlotte, NC native spent the last 12 years as an assistant in the NFL. Wilks also coached in the NFL with the Chicago Bears (2006-08) and San Diego Chargers (2009-11) prior to working in Carolina (2012-17).
- Coached for 11 years at the collegiate level, including one season (1999) as the head coach at Savannah State. He also worked as an assistant at Johnson C. Smith (1995-96), Savannah State (1997-98), Illinois State (2000), Appalachian State (2001), East Tennessee State (2002), Bowling Green (2003), Notre Dame (2004), and Washington (2005).
- Attended West Charlotte (NC) High School and went on to play defensive back at Appalachian State (1987-91), finishing his career with 103 tackles, four INTs and four blocked kicks. He attended training camp with the Seattle Seahawks in 1992 and played DB and WR for the Charlotte Rage of the Arena Football League in 1993.
- Wilks and his wife, Marcia, have two daughters, Marissa and Melanni, and a son, Steven James.



JEFF RODGERS - SPECIAL TEAMS COORDINATOR


After spending the last three seasons in Chicago, **Jeff Rodgers** was named the Cardinals special teams coach in January. Last season Rodgers mentored a Bears special teams unit that tied the Rams for the NFL lead with three special teams touchdowns (2 punt return, 1 fake field goal).



- Hired as special teams coordinator after working in the same capacity the last three seasons (2015-17) with the Chicago Bears.
- Has 17 years of coaching experience, including 14 seasons coaching special teams in the NFL with Chicago (2015-17), Denver (2011-14), Carolina (2009-10), and San Francisco (2003-07).
- The Broncos returned six kicks for touchdowns during Rodgers tenure in Denver (2011-14), tied for the second most in the NFL in that span. In 2012, Trindon Holliday became the first player in NFL history to record multiple return TDs in a playoff game when he scored on a 90-yard punt return and a 104-yard kickoff return.
- Under Rodgers tutelage, Broncos K Matt Prater was named to the Pro Bowl in 2013 after setting franchise records in field goal percentage (96.2%; 25-of-26) and points scored (150). Prater's 64-yard field goal in 2013 is the longest in NFL history. In 2014, K Connor Barth's 93.8 field-goal percentage (15-of-16) was the second-highest in team history.

JEFF RODGERS - SPECIAL TEAMS COORDINATOR

Now in his first season in Arizona and first as a defensive coordinator in the NFL, **Al Holcomb** spent the past five years coaching alongside Steve Wilks in Carolina. The 47-year old Holcomb joined the Cardinals staff with 23 years of coaching experience.



- Hired as Cardinals defensive coordinator on 1/26/18 after spending the previous five seasons as the linebackers coach with the Panthers.
- The Panthers finished in the top-10 in total defense in four of Holcomb's five seasons with the team, including finishing second in the NFL in 2013 (301.3 ypg).
- Under his guidance, Panthers LBs Luke Kuechly and Thomas Davis developed into one of the best linebacker duos in the NFL. Kuechly earned NFL Defensive Player of the Year honors in 2013 and was selected to five consecutive Pro Bowls (2013-17) while also being named first-team All-Pro four times (2013-15, '17). Davis made three consecutive Pro Bowls (2015-17) and was named first-team All-Pro in 2015.
- In 2017, Carolina finished seventh in the NFL in total defense (317.1 ypg), third in sacks (50), and third in run defense (88.1 ypg).
- Joined the Panthers in 2013 after four seasons (2009-12) with the New York Giants where he worked as a defensive assistant (2009-10) and defensive quality control coach (2011-12). The Giants ranked in the top-seven in the league in total defense in two of Holcomb's four years, and he capped his first season in New York with a victory over New England in Super Bowl XLV.

WILKS' SUCCESS IN CAROLINA

During his six seasons with the Carolina Panthers, **Steve Wilks** helped shape one of the NFL's top defenses. Below is a look at a few highlights from his tenure with the Panthers.

Wilks in Carolina (2012-17)

- Promoted to defensive coordinator with Carolina in 2017 after Sean McDermott was named the head coach in Buffalo. Wilks had previously served as the Panthers secondary coach for five seasons (2012-16) and added the title of assistant head coach in 2015.
- The Panthers finished in the top-10 in total defense in five of Wilks' six seasons with the team. With Wilks as defensive coordinator, the Panthers went from 21st overall in 2016 to 7th in 2017.
- In his first year as defensive coordinator in 2017, the Panthers finished 7th in the NFL in total defense (317.1 ypg), 3rd in sacks (50), and 3rd in run defense (88.1 ypg).
- The Panthers were the only team in the NFL to not allow an individual 100-yard rusher in any game in 2017.
- In 2016, Wilks' secondary helped the Panthers tie for the NFC lead with 17 INTs.
- While serving as DBs coach in 2015, Wilks was given the additional title of assistant head coach. That same season the Panthers won the NFC Championship, played in Super Bowl 50 and led the NFL in INTs (24), total takeaways (39) and turnover differential (+20).



COACHING STAFF EXPERIENCE

The 21 coaches on the Cardinals staff entered the 2018 season with a combined 347 years of coaching experience at the college and pro levels:

Combined Coaching Experience			
Coach	NFL	College	Pro (non-NFL)
Steve Wilks	12	11	-
Al Holcomb	9	14	-
Byron Leftwich	1	-	-
Jeff Rodgers	14	3	-
Chris Achuff	-	19	-
Terry Allen	1	2	-
Ray Brown	11	-	-
Alonso Escalante	4	2	-
Larry Foote	3	-	-
Kevin Garver	5	6	-
Charlie Harbison	-	26	2
Steve Heiden	5	1	-
Don Johnson	11	20	-
Randall McCray	-	26	-
David Merritt, Sr.	17	4	-
Jason Michael	12	3	-
Buddy Morris	7	19	-
Troy Rothenbuhler	-	25	-
Vernon Stephens	7	7	-
Cameron Turner	5	3	-
Kirby Wilson	20	10	-
Totals	144	201	2

- In addition to their experience on the sidelines, the Cardinals staff features six coaches who played a combined 67 years in the NFL: **Ray Brown** (20), **Larry Foote** (13), **Steve Heiden** (11), **Terry Allen** (10), **Byron Leftwich** (10) and **Dave Merritt, Sr.** (3). Brown (1986-88), Foote (2014) and Merritt (1993-95) played for the Cardinals during their NFL career.

SEASON #15 FOR FITZ

Selected by the Cardinals #3 overall in the 2004 NFL Draft, WR **Larry Fitzgerald** is in his 15th season with Arizona in 2018. Only three active NFL players have spent more time with one team than Fitzgerald.

Seasons with One NFL Team (Active)

Rnk	Player (Team)	Season
1	QB Tom Brady (New England)	19 th
2t	TE Antonio Gates (L.A. Chargers)	16 th
2t	LB Terrell Suggs (Baltimore)	16 th
4t	WR Larry Fitzgerald (Arizona)	15 th
4t	QB Eli Manning (NY Giants)	15 th
4t	QB Philip Rivers (L.A. Chargers)	15 th
4t	QB Ben Roethlisberger (Pittsburgh)	15 th
4t	LS Don Muhlbach (Detroit)	15 th



In franchise history, only QB Jim Hart (18) and K Jim Bakken (17) played more seasons with the Cardinals than Fitzgerald (15).

Franchise Record - Most Seasons Played

Rnk	Player (Years)	Seasons
1	QB Jim Hart (1966-83)	18
2	K Jim Bakken (1962-78)	17
3t	WR Larry Fitzgerald (2004-)	15
3t	TE Jackie Smith (1963-77)	15
5t	CB Roger Wehrli (1969-82)	14
5t	LB Larry Stallings (1963-76)	14
5t	T Ernie McMillan (1961-74)	14

Fitzgerald is one of just two players in franchise history to appear in at least 200 games with the Cardinals - and the only non-kicker to do so. In last week's game vs. Denver, Fitzgerald appeared in his 225th career game. If he plays in all 16 games in '18, Fitzgerald will tie K Jim Bakken's franchise record for career games played (234).

Franchise Record - Career Games Played

Rnk	Player (Years)	Games
1	K Jim Bakken (1962-78)	234
2	WR Larry Fitzgerald (2004-)	225
3	QB Jim Hart (1966-83)	199
4	TE Jackie Smith (1963-77)	198
5	CB Roger Wehrli (1969-82)	193

2ND ALL-TIME IN RECEPTIONS AND RECEIVING YARDS WITH ONE TEAM

In NFL history, only Jerry Rice (1,281 receptions for 19,247 yards with San Francisco) has more receptions and receiving yards with a single team than Fitzgerald (1,260 receptions for 15,800 yards) has with Arizona.

NFL History - Receptions with One Team

Rnk	Player	Rec	Team
1	Jerry Rice	1,281	San Francisco
2	Larry Fitzgerald	1,260	Arizona
3	Jason Witten	1,150	Dallas
4	Marvin Harrison	1,102	Indianapolis
5t	Reggie Wayne	1,070	Indianapolis
5t	Tim Brown	1,070	L.A./Oakland

NFL History - Receiving Yards with One Team

Rnk	Player	Yards	Team
1	Jerry Rice	19,247	San Francisco
2	Larry Fitzgerald	15,800	Arizona
3	Tim Brown	14,734	L.A./Oakland
4	Marvin Harrison	14,580	Indianapolis
5	Reggie Wayne	14,345	Indianapolis

THRILLING THE HOME FANS

Nothing gets fans at State Farm Stadium quite as excited as a **Fitzgerald** reception - and he has offered plenty of those in 12-plus seasons playing at the venue. Fitzgerald has 577 total receptions at State Farm Stadium. In NFL history, only Jerry Rice (646 at Candlestick Park) had more receptions in any stadium.



NFL History - Receptions By Stadium

Rnk	Player (Team)	Rec	Gms	Stadium	To Pass
1	Jerry Rice (SF)	646	119	Candlestick Park	70
2	Larry Fitzgerald (AZ)	577	98	State Farm Stadium	-
3	Andre Johnson (Hou)	7,776	88	NRG Stadium	-
4	Cris Carter (Min)	531	96	Mall of America	-
5	Marvin Harrison (Ind)	515	87	RCA Dome	-

Fitzgerald has 7,196 career receiving yards at State Farm Stadium. That total ranks third in NFL history for a single stadium.

NFL History - Receiving Yards By Stadium

Rnk	Player (Team)	Yds	Gms	Stadium	To Pass
1	Jerry Rice (SF)	9,403	119	Candlestick Park	2,199
2	Andre Johnson (Hou)	7,776	88	NRG Stadium	572
3	Larry Fitzgerald (AZ)	7,196	98	State Farm Stadium	-
4	Marvin Harrison (Ind)	7,189	87	RCA Dome	-
5	Steve Largent (Sea)	6,822	101	Kingdome	-

AN ALL-TIME GREAT

Fitzgerald has accumulated 1,260 receptions for 15,800 yards and 111 TDs in his career. Currently ranked third in league history in both career receptions and receiving yards, he has a chance to move even higher over the remainder of the '18 season.



Fitzgerald needs:

22 receptions to pass Jerry Rice (1,281 with SF) for most receptions in NFL history with a single team.

66 receptions to pass Tony Gonzalez (1,325) for second place on the NFL's all-time receptions list.

135 receiving yards to pass Terrell Owens (15,934) for second place on the NFL's all-time receiving yardage list.

FITZGERALD ON THE ALL-TIME LISTS

After posting 1,156 receiving yards in 2017, Fitzgerald moved up six spots (9th to 3rd) on the all-time list. He currently sits at 15,800 career receiving yards, just 135 shy of passing Hall of Famer Terrell Owens for second place.

NFL All-Time Receiving Yardage Leaders				Yds
Rnk	Yards	Player	Years	To Pass
1	22,895	Jerry Rice+	1985-2004	7,116
2	15,934	Terrell Owens+	1996-2010	135
3	15,800	Larry Fitzgerald*	2004-	-
4	15,292	Randy Moss+	1998-2012	-
5	15,208	Isaac Bruce	1994-2009	-

+Hall of Fame Inductee *Active

With 1,260 career receptions, Fitzgerald currently ranks third in NFL history. He needs 66 receptions to pass Tony Gonzalez for second place.

NFL All-Time Receptions Leaders				Rec
Rnk	Rec	Player	Years	To Pass
1	1,549	Jerry Rice+	1985-2004	292
2	1,325	Tony Gonzalez	1997-2013	66
3	1,260	Larry Fitzgerald*	2004-	-
4	1,152	Jason Witten	2003-17	-
5	1,102	Marvin Harrison+	1996-2008	-

+Hall of Fame Inductee *Active

A REMARKABLE THREE-YEAR RUN IN HIS 30'S

In the previous three seasons (2015-17) - playing from the ages of 32 to 34 - **Fitzgerald** recorded 325 receptions. That was the second-highest total in the NFL during that span behind only Pittsburgh's Antonio Brown.

NFL Leaders - Receptions (2015-17)

Rnk	Player (Team)	Rec
1	Antonio Brown (Pit)	343
2	Larry Fitzgerald (AZ)	325
3	Jarvis Landry (Mia)	316
4	Julio Jones (Atl)	307
5	DeAndre Hopkins (Hou)	285

In his 14th NFL season - playing at the age of 34 - Fitzgerald tied the franchise record with 109 receptions in 2017, tying the mark he set two seasons ago (109 in 2015). He now owns the top four single-season reception totals in franchise history - three of them coming the last three years.

In 2017, Fitzgerald became the oldest player in NFL history to record 100+ receptions in a season.

218 STRAIGHT WITH A CATCH

After catching four passes against the Broncos last week, **Fitzgerald** has at least one catch in 218 consecutive games. That represents the second-longest streak in league history.

NFL Record - Consecutive Games with a Reception

Rnk	Player (Years)	Games	Duration
1	Jerry Rice (1985-2004)	274	18 years, 8 months, 15 days
2	Larry Fitzgerald (2004-)	218	13 years, 11 months, 14 days
3	Tony Gonzalez (2000-2013)	211	13 years, 26 days
4	Marvin Harrison (1996-2008)	190	12 years, 3 months, 28 days
5	Hines Ward (1998-2010)	186	12 years

A Look at Fitzgerald's Reception Streak

-Fitzgerald has at least one catch in 224 of 225 career games played. His streak began in Week 9 of his rookie season in 2004 at Miami. That is seven weeks after Rice's 274-game streak - the longest in NFL history - ended when he was held without a reception vs. Buffalo in Week 2.

-Fitzgerald's streak of 218 straight games with a reception is the second-longest in NFL history for a player with a single team (Jerry Rice-225, San Francisco).

-In Fitzgerald's current streak, he has had multiple receptions in 211 of 218 contests.

-Fitzgerald has at least one reception in all 40 different stadiums he has played in during his NFL career. In Week 7 last year the Cardinals played at Twickenham Stadium in London, which became the 40th different venue in which Fitzgerald has at least one catch.

Fitzgerald caught a four-yard TD pass from from rookie QB Josh Rosen in last week's game vs. Denver. *Fitzgerald has now caught at least one TD pass from 15 different QBs in his career - and also reached 111 career TD catches. He is now tied with Tony Gonzalez for seventh on the NFL's all-time list for career TD receptions.*

Rnk	TDs	Player (Years)
1	197	WR Jerry Rice (1985-04)+
2	156	WR Randy Moss (1998-12)+
3	153	WR Terrell Owens (1996-10)+
4	130	WR Cris Carter (1987-02)+
5	128	WR Marvin Harrison (1996-08)
6	115	TE Antonio Gates (2003)-#
7t	111	WR Larry Fitzgerald (2004)-#
7t	111	TE Tony Gonzalez (1997-14)
9t	100	WR Steve Largent (1976-89)+
9t	100	WR Tim Brown (1988-04)+
+Hall of Fame Inductee		#Active Players



<u>Player</u>	<u>Team</u>	<u>TDs</u>
Jerry Rice+	San Francisco	176
Marvin Harrison+	Indianapolis	128
Antonio Gates#	L.A. Chargers	115
Larry Fitzgerald#	Arizona	111
Cris Carter+	Minnesota	110
Steve Largent+	Seattle	100
+Hall of Fame Inductee	#Active Players	

FITZGERALD TOUCHDOWN SPLITS

TD Rec. By Opponent		TD Rec. By QB (15)		Receptions By QB (19)	
<u>TDs</u>	<u>Opponent</u>	<u>TDs</u>	<u>Quarterback</u>	<u>Rec</u>	<u>Quarterback</u>
18	Los Angeles/St. Louis	39	Kurt Warner	363	Carson Palmer
17	San Francisco	28	Carson Palmer	345	Kurt Warner
11	Seattle	12	Josh McCown	84	Josh McCown
8	Philadelphia	7	John Skelton	82	John Skelton
5	Chicago	5	Kevin Kolb	70	Matt Leinart
5	Detroit	5	Matt Leinart	70	Kevin Kolb
5	Tampa Bay	4	Derek Anderson	68	Drew Stanton
4	Houston	3	Drew Stanton	49	Derek Anderson
3	Green Bay	2	Blaine Gabbert	32	Blaine Gabbert
3	Indianapolis	1	Max Hall	21	Ryan Lindley
3	Jacksonville	1	Richard Bartel	14	Josh Rosen
3	New England	1	John Navarre	13	Max Hall
3	Buffalo	1	Shaun King	12	Sam Bradford
3	Washington	1	Brian St. Pierre	10	Shaun King
2	Carolina	1	Josh Rosen	8	John Navarre
2	Cincinnati			7	Rich Bartel
2	Dallas	TDs By Quarters		6	Brian Hoyer
2	Kansas City	<u>TDs</u>	<u>Quarter</u>	5	Tim Rattay
2	Miami	40	2 nd	1	Brian St. Pierre
2	NY Giants	32	4 th		
1	Atlanta	25	3 rd		
1	Cleveland	13	1 st		
1	Denver	1	OT		
1	Minnesota			TD By Distance	
1	New Orleans	TD By Days		32	4-9 yards
1	Oakland	<u>TDs</u>	<u>Day</u>	25	10-19 yards
1	San Diego	102	Sunday	22	20-29 yards
1	Tennessee	5	Thursday	18	3 or fewer yards
		2	Saturday	9	30-59 yards
		2	Monday	5	60+ yards
Teams w/No TDs Against					
Team	Games				
Baltimore	3				
NY Jets	3				
Pittsburgh	3				

-Fitzgerald has 40 TD receptions in the 2nd quarter and 32 in the 4th quarter. He has more TDs - of any kind - in both the 2nd and 4th quarters than any other active player in the NFL. His 25 TDs in the 3rd quarter are also the most in the NFL among active players.

#	Date	Opp	Yds	Quarterback
1	10/10/2004	@ SF	24	Josh McCown
2	10/24/2004	@ SEA	25	Josh McCown
3	11/7/2004	@ MIA	21	Josh McCown
4	11/21/2004	@ CAR	2	Shaun King
5	12/19/2004	@ STL	8	Josh McCown
6	12/19/2004	@ STL	4	Josh McCown
7	12/26/2004	@ SEA	29	Josh McCown
8	12/26/2004	@ SEA	29	Josh McCown
9	9/11/2005	@ NYG	1	Kurt Warner
10	10/2/2005	@ SF	17	Josh McCown
11	10/9/2005	@ CAR	26	Josh McCown
12	10/23/2005	@ TEN	34	Josh McCown
13	11/13/2005	@ DET	8	Kurt Warner
14	11/20/2005	@ STL	7	Kurt Warner
15	11/27/2005	@ JAX	5	Kurt Warner
16	12/18/2005	@ HOU	12	John Navarre
17	12/24/2005	@ PHI	25	Josh McCown
18	1/12/2006	@ IND	25	Josh McCown
19	9/24/2006	@ STL	12	Kurt Warner
20	10/8/2006	@ KAN	5	Matt Leinart
21	12/3/2006	@ STL	11	Matt Leinart
22	12/10/2006	@ SEA	5	Matt Leinart
23	12/24/2006	@ SF	6	Matt Leinart
24	12/31/2006	@ SD	9	Kurt Warner
25	10/7/2007	@ STL	7	Kurt Warner
26	11/11/2007	@ DET	1	Kurt Warner
27	11/11/2007	@ DET	20	Kurt Warner
28	11/18/2007	@ CIN	5	Kurt Warner
29	11/25/2007	@ SF	28	Kurt Warner
30	11/25/2007	@ SF	48	Kurt Warner
31	12/9/2007	@ SEA	11	Kurt Warner
32	12/16/2007	@ NO	18	Kurt Warner
33	12/30/2007	@ STL	21	Kurt Warner
34	12/30/2007	@ STL	6	Kurt Warner
35	9/7/2008	@ SF	1	Kurt Warner
36	9/21/2008	@ WAS	62	Kurt Warner
37	10/5/2008	@ BUF	2	Kurt Warner
38	10/5/2008	@ BUF	2	Kurt Warner
39	10/12/2008	@ DAL	2	Kurt Warner
40	11/10/2008	@ SF	5	Kurt Warner
41	11/27/2008	@ PHI	1	Kurt Warner
42	11/27/2008	@ PHI	1	Kurt Warner
43	12/7/2008	@ STL	12	Kurt Warner
44	12/21/2008	@ NE	78	Matt Leinart
45	12/28/2008	@ SEA	5	Kurt Warner
46	12/28/2008	@ SEA	38	Kurt Warner
47	9/13/2009	@ SFO	5	Kurt Warner
48	9/20/2009	@ JAX	22	Kurt Warner
49	10/11/2009	@ HOU	9	Kurt Warner
50	10/11/2009	@ HOU	26	Kurt Warner
51	10/18/2009	@ SEA	2	Kurt Warner
52	11/8/2009	@ CHI	11	Kurt Warner
53	11/8/2009	@ CHI	17	Kurt Warner
54	11/15/2009	@ SEA	18	Kurt Warner
55	11/22/2009	@ STL	11	Kurt Warner
56	12/6/2009	@ MIN	34	Kurt Warner
57	12/20/2009	@ DET	1	Kurt Warner
58	12/27/2009	@ DET	10	Kurt Warner
59	9/3/2010	@ GNB	3	Brian St. Pierre
60	9/12/2010	@ STL	21	Derek Anderson
61	9/26/2010	@ OAK	8	Derek Anderson
62	10/31/2010	@ TB	3	Max Hall
63	10/31/2010	@ KC	3	Derek Anderson
64	11/21/2010	@ KC	3	Derek Anderson
65	1/27/2011	@ SF	10	John Skelton
66	9/18/2011	@ WAS	73	Kevin Kolb
67	9/25/2011	@ SEA	12	Kevin Kolb
68	11/6/2011	@ STL	13	John Skelton
69	11/13/2011	@ PHI	10	John Skelton
70	11/13/2011	@ PHI	7	John Skelton
71	11/20/2011	@ SF	23	Richard Bartel
72	12/11/2011	@ SF	46	John Skelton
73	12/24/2011	@ CIN	30	John Skelton
74	9/23/2012	@ PHI	37	Kevin Kolb
75	9/30/2012	@ MIA	3	Kevin Kolb
76	10/14/2012	@ BUF	9	Kevin Kolb
77	11/4/2012	@ GB	31	John Skelton
78	9/6/2013	@ STL	4	Carson Palmer
79	9/8/2013	@ STL	24	Carson Palmer
80	9/29/2013	@ TB	13	Carson Palmer
81	10/13/2013	@ SF	75	Carson Palmer
82	10/27/2013	@ ATL	10	Carson Palmer
83	11/17/2013	@ JAX	14	Carson Palmer
84	11/24/2013	@ IND	4	Carson Palmer
85	11/24/2013	@ IND	26	Carson Palmer
86	12/1/2013	@ PHI	43	Carson Palmer
87	12/8/2013	@ STL	7	Carson Palmer
88	10/12/2014	@ WAS	24	Carson Palmer
89	10/26/2014	@ PHI</		

#11 HAS HALL OF FAME CREDENTIALS

Below is a look at the career of **Larry Fitzgerald** through his first 225 career games compared to the 27 modern era WRs currently in the HOF and where they stood at that point in their career.

At this point in his career, Fitzgerald has more receptions (1,260) than all of the receivers enshrined in Canton had through 225 games. Fitzgerald also has more receiving yards (15,800) than all HOF receivers through 225 games played except Jerry Rice (18,567) and Terrell Owens (15,934).

Fitzgerald Vs. Modern Era WRs in the Hall of Fame (225 Games)								
Player, HOF Year	Years	G	Rec	Yds	Avg.	Y/G	TD	100-Yd G
Larry Fitzgerald	2004-	225	1,260	15,800	12.5	70.2	111	46
Jerry Rice, '10	1985-04	225	1,217	18,567	15.3	83.1	169	67
Marvin Harrison, '16	1996-08	190	1,102	14,580	13.2	76.7	128	59
Cris Carter, '13	1987-02	225	1,080	13,674	12.7	60.8	129	42
Terrell Owens, '18	1996-2010	219	1,078	15,934	14.8	72.8	153	51
Tim Brown, '15	1988-04	225	1,023	14,231	13.9	63.2	98	42
Randy Moss, '18	1998-2012	218	982	15,292	15.6	70.1	156	64
Andre Reed, '14	1985-00	225	947	13,150	13.9	58.4	87	36
Art Monk, '08	1980-95	224	940	12,721	13.5	56.8	68	33
Steve Largent, '95	1976-89	200	819	13,089	16.0	65.4	100	40
James Lofton, '03	1978-93	225	755	13,894	18.4	61.8	75	44
Michael Irvin, '07	1988-99	159	750	11,904	15.9	74.9	65	47
Charlie Joiner, '96	1969-86	225	724	11,816	16.3	52.5	63	28
Charley Taylor, '84	1964-77	165	649	9,110	14.0	55.2	79	21
Don Maynard, '87	1958, 60-73	186	633	11,834	18.7	63.6	88	50
Raymond Berry, '73	1955-67	154	631	9,275	14.7	60.2	68	23
Fred Biletnikoff, '88	1965-78	190	589	8,974	15.2	47.2	76	21
Lance Alworth, '78	1962-72	136	542	10,266	18.9	75.5	85	41
John Stallworth, '02	1974-87	165	537	8,723	16.2	52.9	63	25
Bobby Mitchell, '83	1958-68	148	521	7,954	15.3	53.7	65	25
Tommy McDonald, '98	1957-68	152	495	8,410	17.0	55.3	84	24
Paul Warfield, '83	1964-77	157	427	8,565	20.1	54.6	85	22
Tom Fears, '70	1948-56	87	400	5,397	13.5	62.0	38	15
Elroy "Crazy Legs" Hirsch, '68	1946-57	127	387	7,029	18.2	55.3	60	-
Dante Lavelli, '75	1946-56	123	386	6,488	16.8	52.7	62	-
Pete Pihos, '70	1947-55	107	373	5,619	15.1	52.5	61	14



In fact, Fitzgerald's career numbers already surpass all but one receiver currently in the HOF (Rice). He has more career receptions than 26 of the 27 receivers in the HOF: Swann (336), Hayes (371), Pihos (373), Lavelli (386), Hirsch (387), Fears (400), Warfield (427), McDonald (495), Mitchell (521), Stallworth (537), Alworth (542), Biletnikoff (589), Berry (631), Maynard (633), Taylor (649), Irvin (750), Joiner (750), Lofton (764), Largent (819), Monk (940), Reed (951), Moss (982), Owens (1,078), Brown (1,094), Carter (1,101) and Harrison (1,102).

He has more career receiving yards than 25 of the 27 receivers in the HOF: Fears (5,397), Swann (5,462), Pihos (5,619), Lavelli (6,488), Hirsch (7,029), Hayes (7,414), Mitchell (7,954), McDonald (8,410), Warfield (8,565), Stallworth (8,723), Biletnikoff (8,974), Taylor (9,110), Berry (9,275), Alworth (10,266), Maynard (11,834), Irvin (11,904), Joiner (12,146), Monk (12,721), Largent (13,089), Reed (13,198), Carter (13,899), Lofton (14,004), Brown (14,934), Harrison (14,580) and Moss (15,292).

A Career Full of Accomplishments:

- Franchise career leader in receptions (1,260), receiving yards (15,800), receiving TDs (111), total TDs (111) and 100-yard receiving games (46). His nine 1,000-yard seasons are also a franchise record.
- Led the NFL with 107 receptions in 2016, marking the second time in his career (103 in 2005; tied with Steve Smith) he had done so. He became the first player in NFL history to lead the NFL in receptions at least 11 years apart. Prior to Fitzgerald, the longest span between leading the league in receptions was six by Jerry Rice (1990, 1996).
- Fitzgerald (11) joins Hall of Famer Jerry Rice (13) as the only wide receivers in NFL history to be named to the Pro Bowl at least 11 times.
- Fitzgerald had more receptions in his first 200 career games (1,116) than any player in NFL history.
- One of just five players in NFL history to record at least 1,400 receiving yards in a season four times in their career: Jerry Rice (6), Randy Moss (4), Marvin Harrison (4) and Andre Johnson (4).
- At 28 years, 74 days old, he became the third-youngest player in NFL history to reach 70 career receiving TDs behind only Randy Moss (26 years, 269 days old) and Hall of Famer Jerry Rice (28 years, one day old).
- At 32 years, 97 days old, he became the youngest player in NFL history to reach 1,000 career receptions.
- At 31 years, 102 days old, he became the youngest player in NFL history to reach 900 career receptions.
- At 30 years, 57 days old, he became the youngest player in NFL history to reach 800 career receptions.
- At 30 years, 85 days old, he became the youngest player in NFL history to reach 11,000 receiving yards.
- In 2010, he became the first player in NFL history to record 90+ receptions five times in their first seven seasons.
- During the 2008 postseason, he broke virtually every major playoff receiving record, establishing new single-season marks for receptions (30), receiving yards (546) and TDs (7). His four 100-yard receiving games in the postseason established a new NFL record for consecutive games with 100 yards receiving.
- His 10 TD receptions in nine career postseason games are an NFL record for a player in their first nine career playoff contests.
- With a then franchise-record 103 receptions during the 2005 season, he became the youngest player in NFL history to record a 100-catch campaign when he reached the mark at 22 years, 123 days old.
- Led the NFL in receiving TDs in both the 2008 (12) and 2009 (13) seasons. In addition to his 10 receiving TDs in 2007, he became the first player in franchise history to record at least 10 TDs in three consecutive seasons.
- At 29 years, 44 days old, joined Randy Moss (28 years, 314 days) as the only players in NFL history to reach 10,000 career receiving yards before the age of 30.
- One of just five players in NFL history to record 15,000+ receiving yards and 100+ TD receptions in their career.

READY TO RUN

After the Cardinals selected him in the third round (86th overall) in the 2015 NFL Draft, RB **David Johnson** went on a record-breaking run in his first two NFL seasons (2015-16). After posting a franchise rookie-record 13 TDs in 2015 (8 rushing, 4 receiving, 1 KOR), Johnson turned in an All-Pro season in 2016 when he led the NFL and established franchise single-season records for both scrimmage yards (2,118) and TDs (20).

Johnson's 2017 season came to an abrupt end, however, when he was suffered a wrist injury during the season-opener at Detroit and was forced to miss the remainder of the season.

Now in his fourth NFL season - healthy and with a new contract extension - Johnson is looking to re-gain his status as one of the league's top offensive weapons. Johnson has appeared in 40 career games and has totaled 4,345 all-purpose yards (2,178 rushing, 1,569 receiving, 598 KOR) and 39 TDs.



JOHNSON'S 29 CAREER STARTS

Johnson has made 29 starts in the NFL, posting 100+ yards from scrimmage in 20 of those contests, most recently vs. Seattle in Week 4 (112 total yards). In those 29 starts Johnson has totaled 2,039 rushing yards, 1,328 receiving yards and 31 TDs, averaging 116.1 scrimmage yards and 1.1 TDs per start.

Johnson's Performance in 29 Career Starts

Opponent	Rush	Rec	Total	TDs (Type)
12/6/15 @ StL	99	21	120	1 (1 receiving)
12/10/15 vs. Min	92	31	123	0
12/20/15 @ Phi	187	42	229	3 (3 rush)
12/27/15 vs. GB	39	88	127	1 (1 rush)
1/3/16 vs. Sea	25	34	59	0
9/11/16 vs. NE	89	43	132	1 (1 rush)
9/18/16 vs. TB	45	98	143	0
9/25/16 @ Buf	83	28	111	2 (2 rush)
10/2/16 vs. LA	83	41	124	0
10/6/16 @ SF	157	28	185	2 (2 rush)
10/17/16 vs. NYJ	111	27	138	3 (3 rush)
10/23/16 vs. Sea	113	58	171	0
10/30/16 @ Car	24	84	108	0
11/13/16 vs. SF	55	46	101	2 (1 rush, 1 receiving)
11/20/16 @ Min	103	57	160	2 (1 rush, 1 receiving)
11/27/16 @ Atl	58	103	161	1 (1 receiving)
12/4/16 vs. Was	84	91	175	2 (1 rush, 1 receiving)
12/11/16 @ Mia	80	41	121	0
12/18/16 vs. NO	53	55	108	2 (2 rush)
12/24/16 @ Sea	95	41	136	3 (3 rushing)
1/1/17 @ LA	6	38	44	0 (injured in 1st quarter)
9/10/17 @ Det	23	67	90	0 (injured in 3rd quarter)
9/9/18 vs. Was	37	30	67	1 (1 rush)
9/16/18 @ LAR	48	3	51	0
9/23/18 vs. Chi	31	30	61	1 (1 receiving)
9/30/18 vs. Sea	71	41	112	1 (1 rushing)
10/7/18 @ SF	55	16	71	2 (2 rushing)
10/14/18 @ Min	55	15	70	1 (1 rushing)
10/18/18 vs. Den	39	31	70	0
Totals	2,039	1,328	3,367	31 (25 rushing, 6 receiving)

HISTORIC 2016 YARDAGE TOTAL

Johnson led the NFL and established a new franchise single-season record with 2,118 yards from scrimmage (1,239 rushing; 879 receiving) in 2016. He became the first player in team history to eclipse 2,000 yards in a season.

Franchise History - Scrimmage Yards (Season)

Rnk	Player (Year)	Yds	Rush	Rec
1	David Johnson (2016)	2,118	1,239	879
2	Ottis Anderson (1979)	1,913	1,605	308
3	Ottis Anderson (1984)	1,785	1,174	611
4	Ottis Anderson (1981)	1,763	1,376	387
5	Ottis Anderson (1983)	1,729	1,270	459

Johnson became just the seventh player since the 1970 merger to lead the NFL in both scrimmage yards and TDs in a season: Arian Foster (2010), Priest Holmes (2002), Emmitt Smith (1995), Marcus Allen (1982), Walter Payton (1977) and O.J. Simpson (1975).

Johnson posted 100+ scrimmage yards in the first 15 games in 2016. In doing so, he joined Barry Sanders (1997) as the only players in NFL history to have 100+ scrimmage yards in at least 15 consecutive games in a single season.

Johnson became the first player in NFL history to do so in each of the first 15 games of a season. His streak came to an end in the '16 finale, when he left the game in Los Angeles in the first quarter with a knee injury.

Johnson's 15 consecutive games with 100+ yards from scrimmage tied with Sanders for the third-longest streak in NFL history overall.

NFL Record - Consecutive Games w/ 100+ Scrimmage Yards

Rnk	Player (Team)	Streak	Year(s)
1	Marcus Allen (L.A. Raiders)	17	1985-86
2	Lydell Mitchell (Baltimore)	16	1975-76
3t	David Johnson (Arizona)	15	2016
3t	Barry Sanders (Detroit)	15	1997
5t	Marcus Allen (L.A. Raiders)	14	1985
5t	Priest Holmes (Kansas City)	14	2002-03

39 TOUCHDOWNS IN 40 GAMES

Johnson has 39 total TDs (29 rushing, 9 receiving, 1 KOR) in 40 career games. That total includes 33 TDs in his last 31 games. In NFL history, only 10 players had more TDs in their first 40 career games than Johnson (39). Seven of those 10 are enshrined in the Pro Football Hall of Fame.



NFL History - Touchdowns in 1st 40 Career Games

Rnk	Player (Years)	TDs
1	Jim Brown (1957-59)*	46
2t	Chuck Foreman (1973-75)	45
2t	Steve Van Buren (1944-47)*	45
4t	Marcus Allen (1982-84)*	44
4t	Larry Johnson (2003-06)	44
4t	Gale Sayers (1965-67)*	44
7	Abner Haynes (1960-62)	43
8	Eric Dickerson (1983-85)*	42
9	Earl Campbell (1978-80)*	41
10	Barry Sanders (1989-91)*	40
11t	David Johnson (2015-18)	39
11t	Lance Alworth (1962-65)*	39

*Hall of Fame Inductee

Only four players in Cardinals history had more TDs through their first FIVE seasons than Johnson has through his first four. Johnson is only seven games into his fourth season and missed 15 games in 2017.

Franchise Record - Touchdowns in 1st Five Seasons

Rnk	Player (Years)	TDs	Gms
1	Larry Fitzgerald (2004-08)	46	76
2	Sonny Randle (1959-63)	44	64
3	John David Crow (1958-62)	43	53
4	Ollie Matson (1952-57)	40	60
5	David Johnson (2015-18)*	39	40

*Johnson is in his 4th season

In Week 5 at San Francisco, Johnson posted two rushing TDs, marking his 12th career multi-TD performance. Despite missing the final 15 games last season, only Rams RB Todd Gurley (13) has more games with multiple TDs than Johnson dating back to 2015.

NFL Leaders - Games with Multiple TDs (2015-18)

Rnk	Player (Team)	Games
1	Todd Gurley (LAR)	13
2	David Johnson (AZ)	12
3	Antonio Brown (Pit)	9
4t	Ezekiel Elliott (Dal)	8
4t	Devonta Freeman (Atl)	8
4t	Mark Ingram (NO)	8

AMONG THE TOUCHDOWN LEADERS SINCE 2015

Despite missing the final 15 games last season with a wrist injury, Johnson's 39 TDs are the second-most in the NFL dating back to his rookie season. He has appeared in seven fewer games than any other player in the top-5.

NFL Leaders - Touchdowns (2015-18)

Rnk	Player (Team)	TDs	Games
1	RB Todd Gurley (LAR)	49	51
2	RB David Johnson (AZ)	39	40
3	WR Antonio Brown (Pit)	38	51
4	RB Devonta Freeman (Atl)	35	47
5	RB Melvin Gordon (LAC)	33	49

A REMARKABLE TD TOTAL IN FIRST TWO SEASONS

In NFL history, only three players had more TDs in their first two seasons than Johnson (33).

NFL Record - Touchdowns in 1st Two Seasons

Rnk	Player (Years)	TDs
1	Edgerrin James (1999-00)	35
2t	Eric Dickerson (1983-84)*	34
2t	Gale Sayers (1965-66)*	34
4	David Johnson (2015-16)	33
5t	Earl Campbell (1978-79)*	32
5t	Curtis Martin (1995-96)*	32

*Hall of Fame Inductee

DAVID GETS TO THE TOP-5

Johnson's second rushing TD against San Francisco in Week 5 was the 28th rushing TD of his career. Despite it being just his 38th career game, Johnson reached fifth place on the Cardinals all-time list for career rushing TDs. He added his 29th career rushing TD in Week 6 at Minnesota.

Johnson has appeared in 29 fewer games than any other player in the top-5.

Franchise Record - Career Rushing TDs

Rnk	Player (Years)	TDs	Games
1	Ottis Anderson (1979-86)	46	99
2	Wayne Morris (1976-83)	37	110
3	John David Crow (1958-64)	33	69
4	Stump Mitchell (1981-89)	32	116
5	David Johnson (2015-18)	29	40

EXPERIENCED AT THE QB POSITION

With rookie Josh Rosen now the starter, the Cardinals have two backup QBs - **Sam Bradford** and **Mike Glennon** - who have combined to appear in 108 games (105 starts) in their NFL careers. They have thrown for a combined 24,382 yards and 137 TDs in their careers.

Both were signed as free agents in the offseason and Bradford started the first three games for Arizona this season.

Bradford Career Highlights

- Selected by the Rams with the first overall pick in the 2010 NFL Draft, Bradford signed with the Cardinals as a free agent after spending his first eight NFL seasons with the Rams (2010-14), Eagles (2015) and Vikings (2016-17).
- Has started all 83 games played, completing 1,855-of-2,967 pass attempts (62.5) for 19,449 yards, 103 TDs, 61 INTs and an 84.5 passer rating.
- Has thrown for 3,500+ yards in a season four times and thrown for 20+ TDs twice. Between 2015 and 2016 he made 29 starts with the Eagles (14 in 2015) and Vikings (15 in 2016) and completed 741-of-1,084 pass attempts (68.4%) for 7,602 yards, 39 TDs, 19 INTs and a 92.9 passer rating.
- Posted his best season as a pro with the Vikings in 2016 when he established an NFL single-season record for completion percentage (71.6). That record was eclipsed by Drew Brees (72.0) in 2017.
- During the '16 season, became the first player in NFL history to throw five-or-fewer INTs while attempting 550+ passes in a season (threw five INTs on 552 attempts that year).
- Named the 2010 AP NFL Offensive Rookie of the Year after setting NFL rookie records with 354 completions and 590 pass attempts. At the time, his 3,512 passing yards ranked second in league history by a rookie, behind only Peyton Manning (3,739 in 1998).
- During his only season with the Eagles in 2015, set the franchise record for completions (346, since broken by Carson Wentz) and completion percentage (65.0). His 3,725 passing yards that season is the fifth-best single-season total in team history.
- The 2008 Heisman Trophy winner at Oklahoma, Bradford became the second underclassman in NCAA history to win the Heisman Trophy.

Glennon Career Highlights

- Selected by the Buccaneers in the third round (73rd overall) of the 2013 NFL Draft out of North Carolina State and spent his first five NFL seasons with Tampa Bay (2013-16) and Chicago (2017). Signed a two-year contract with the Cardinals on 3/16/18 as a free agent.
- Named to the All-Rookie team by the PFWA, ProFootballFocus.com and ESPN.com after completing 247-of-416 pass attempts (59.4%) for 2,608 yards, 19 TDs, nine INTs and an 83.9 passer rating in 13 starts as a rookie with Tampa Bay in 2013.
- In 2013, became the first rookie in NFL history to throw at least one TD pass in each of his first eight career starts.
- Glennon has started 22 of 25 games played in his NFL career, completing 467-of-770 pass attempts (60.6%) for 4,933 yards, 34 TDs, 20 INTs and an 83.2 passer rating.



SEALS-JONES EXCELS IN 2018

Through seven games in 2018, second-year TE **Ricky Seals-Jones** has 17 receptions for 204 yards and a TD. He has already well-surpassed his 2017 reception total (12) and has also eclipsed his yardage total as a rookie (201).

Seals-Jones, a former WR at Texas A&M who began last season on the practice squad, recorded his fourth career TD catch in his young career in Week 3 against the Bears.

Only 2017 first round draft picks Evan Engram (NYG), O.J. Howard (TB) and David Njoku (Cle) have more career TD receptions than Seals-Jones among second-year TEs.



TD Receptions by Second-Year Tight Ends (2017-18)

Rnk	Player (Team)	TDs	2017 Draft Status
1	O.J. Howard (TB)	8	1st Round, 19th overall
2	Evan Engram (NYG)	7	1st Round, 23rd overall
3	David Njoku (Cle)	6	1st Round, 29th overall
4t	Ricky Seals-Jones (AZ)	4	Undrafted Free Agent
4t	Hunter Henry (LAC)	4	2nd Round, 35th overall
4t	George Kittle (SF)	4	5th Round, 146th overall

From Undrafted To A Key Contributor as a Rookie

The cousin of Hall of Fame RB Eric Dickerson, Seals-Jones had three TD receptions in 2017, becoming just the third rookie TE in franchise history with at least three TD catches: Robert Awalt (6 in 1987) and Doug Marsh (4 in 1980).

Against Houston in Week 11 last season, Seals-Jones (2 TDs) became just the second rookie TE in franchise history to record multiple TD receptions in a game, joining Hall of Famer Jackie Smith - who had two TD receptions vs. Pittsburgh on 10/13/63.

BIG PLAY THREAT

Now in his fourth NFL season, WR **J.J. Nelson** - the fastest player at the 2015 NFL Combine (4.28 seconds in 40-yard dash) - has made numerous big plays during his tenure with the Cardinals.

In that time, Nelson has recorded 78 receptions for 1,396 yards. Dating back to the beginning of his rookie season in 2015, his average of 17.9 yards per reception is the highest in the NFL (min. 60 receptions).

NFL Leaders - Yards/Reception (2015-18)

Rnk	Player (Team)	Avg.	Rec	Yds
1	J.J. Nelson (AZ)	17.9	78	1,396
2	Tyrell Williams (LAC)	17.2	134	2,305
3	DeSean Jackson (TB)	17.1	159	2,727
4	Rob Gronkowski (NE)	16.7	192	3,205
5	Marquise Goodwin (SF)	16.5	98	1,621



COLEMAN OVERCOMES

Losing his hearing at age three has never stopped Cardinals FB **Derrick Coleman**. It didn't stop him from playing football in middle school and it didn't slow him in high school - where he rushed for 5,214 yards and 86 TDs while breaking school single-season records for TDs (38), points (232) and rushing yards (2,456).

Coleman next conquered the collegiate level, where he led UCLA with 11 rushing TDs as a senior in 2011 while proving a standout performer on special teams.

Not being selected in the NFL Draft didn't slow him either, as he signed a rookie free agent contract with Vikings in 2012. He went on to make the Seahawks roster in 2013 - becoming the first legally deaf offensive player in NFL history while playing a big part on the Seahawks Super Bowl XLVIII championship team that season.

Now in his fifth NFL season, Coleman has 38 career special teams tackles, including seven in seven postseason games. Playing with Atlanta in 2017, Coleman ranked third among NFL players with 16 special teams tackles. In his first four NFL seasons, Coleman also served as a lead blocker for three 2,000-yard rushing teams and two individual 1,000-yard rushing seasons (Marshawn Lynch in 2013-14).

Through the first seven games (one start) this season, Coleman has two rushing attempts, two receptions for 17 yards and has recorded two special teams tackles.



KIRK'S CARDINALS CONNECTIONS

Rookie WR **Christian Kirk** has been one of the bright spots for the Cardinals offense so far this season

Despite being a rookie - WR **Christian Kirk**, the Cardinals second round selection (47th overall) in the 2018 NFL Draft - has had ties to the Cardinals for years. A native of Scottsdale, Kirk attended Saguaro High School before attending college at Texas A&M.

Kirk has had a relationship with Cardinals All-Pro WR **Larry Fitzgerald** for years. The two first met at a youth camp Kirk attended in Flagstaff when he was six years old. The two kept in touch during Kirk's standout prep career at Saguaro and his record-breaking tenure with the Aggies.

THE KIRK AND ROSEN CONNECTION

Before they became teammates in Arizona, Kirk and fellow rookie **Josh Rosen** met at a Nike Football Training Camp in Los Angeles. It was 2014 and both athletes were heavily recruited juniors at their respective power-house high schools. Kirk from Saguaro High in Scottsdale and Rosen from St. John Bosco in Bellflower, CA.

They connected at the camp and became friends through football. After Rosen committed to attending UCLA, he attempted to recruit Kirk to the school, hosting him at his house in Los Angeles when Kirk made his campus visit with the Bruins.

Kirk ultimately chose Texas A&M but they saw each other again when their teams faced off twice in their three college seasons.



A PRO BOWL TALENT



In 2017, CB **Patrick Peterson** earned his seventh Pro Bowl selection – and sixth at cornerback (Kick Returner, 2011; Cornerback, 2012-16). In 2015, he was also named first-team All-Pro at corner for the second time in his career (2013, '15).

Peterson joins RBs Jim Brown and Barry Sanders as the only players in NFL history to be chosen to seven Pro Bowls before their 28th birthday. He is the only defensive player in NFL history to earn that distinction.

Seven Pro Bowls Before the Age of 28 – NFL History

Player	Pro Bowls	Team
CB Patrick Peterson	7, 2011-17	Arizona
RB Jim Brown	7, 1957-63	Cleveland
RB Barry Sanders	7, 1989-95	Detroit

21 GETS INTERCEPTION #23

The Cardinals selected CB **Patrick Peterson** with the fifth overall pick in the 2011 NFL Draft, and in his first seven NFL seasons, he earned seven Pro Bowl selections and was named first-team All-Pro three times. Considered one of the game's best shutdown corners, he has proven to be one of the most unique talents in NFL history.

Peterson registered his 23rd-career INT in Week 7 against the Broncos. Since his rookie season in 2011, only two active players have more INTs.

Active NFL Leaders – Interceptions (2011-18)

Rnk	Player (Team)	INTs
1	Richard Sherman (Sea/SF)	32
2	Reggie Nelson (Cin/Oak)	28
3t	Patrick Peterson (AZ)	23
3t	Earl Thomas (Sea)	23
3t	Eric Weddle (SD/Bal)	23

Only seven players in franchise history have more INTs than Peterson.

Franchise Career Interception Leaders

Rnk	Player (Years)	INTs
1	Larry Wilson (1960-72)+	52
2	Aeneas Williams (1991-2000)+	46
3	Roger Wehrli (1969-82)+	40
4	Night Train Lane (1954-59)+	30
5	Pat Fischer (1961-67)	29
6	Adrian Wilson (2001-12)	27
7	Kwamie Lassiter (1995-2002)	24
8	Patrick Peterson (2011-)	23
9	Norm Thompson (1971-76)	22
10t	Jerry Davis (1948-51)	21
10t	Ray Ramsey (1950-53)	21

+Hall of Fame Inductee

WHAT THEY'RE SAYING

"By far just one of the best in the game, hands down. He's going to follow you from your house to his house, from the sideline to the cricket field and back."

- NY Giants All-Pro WR Odell Beckham, Jr.

"I think Patrick Peterson definitely is my number one corner in my book. You know if you're playing the Cardinals and if you're the best receiver on your team, you know 21 is going to be lining up across from you."

- Steelers All-Pro WR Antonio Brown

PETERSON AT 119 IN A ROW

Now in his eighth season, **Peterson** has never missed a game and has started every contest in his NFL career. Last week against the Broncos, Peterson started his 119th consecutive game.

Among NFL DBs, only Ravens CB Brandon Carr (167) and Lions S Glover Quin (138) have longer active starts streaks than Peterson (119).

Consecutive Starts by Active DBs

Rnk	Player (Team)	Gms
1	CB Brandon Carr (Bal)	167
2	S Glover Quin (Det)	138
3	CB Patrick Peterson (AZ)	119
4	S Reggie Nelson (Oak)	83
5	S Malcolm Jenkins (Phi)	78

According to the Elias Sports Bureau, Peterson is the first Cardinals player since at least the 1970 merger to start 100+ consecutive games to begin his career.

NEW DEFENSE, SAME P2

While he has been asked to adopt a different role under the new coaching staff, Cardinals All-Pro CB **Patrick Peterson** has maintained his status among the NFL's most elite pass defenders.

Through Week 7 of the 2018 season, Peterson is allowing the second-lowest passer rating among NFL CBs with at least 100 defensive snaps, according to *ProFootballFocus.com*.

Passer Rating Allowed – NFL CBs (2018)

Rk	Player	Team	Rate	Snaps
1	Richard Sherman	SF	39.6	198
2	Patrick Peterson	AZ	39.9	260
3	Kareem Jackson	Hou	47.9	277
4	Minkah Fitzpatrick	Mia	50.4	203
5	E.J. Gaines	Cle	52.3	105

Source: *ProFootballFocus.com*

Peterson was among the league's least-tested CBs in 2017, according to *PFF*. He saw the fewest targets (60) and allowed the fewest receptions (28) among CBs with at least 500+ snaps last season.

He allowed just one reception per 21.2 coverage snaps last year, and he was not targeted all at in the Week 16 shutout victory against the NY Giants.

Below is a look at the performance of the WRs that Peterson "shadowed" in 2017, according to *PFF*.

Receivers "Shadowed" By Peterson in 2017

Wk	Receiver	Opp	Tar	Rec	Yds	TD
1	Marvin Jones Jr.	Det	1	1	6	1
2	T.Y. Hilton	Ind	2	1	16	0
3	Dez Bryant	Dal	0	0	0	0
4	Pierre Garcon	Was	4	1	16	0
5	Alshon Jeffery	Phi	2	2	26	0
6	Mike Evans	TB	4	0	0	0
7	Sammy Watkins	LAR	1	0	0	0
9	Marquise Goodwin	SF	3	1	55	0
11	DeAndre Hopkins	Hou	7	3	65	1
12	Marqise Lee	Jax	0	0	0	0
13	Sammy Watkins	LAR	2	1	13	0

Source: *ProFootballFocus.com*

FINDING WAYS TO MAKE PLAYS

Peterson has five career return TDs during his time in Arizona, his most recent coming on a 30-yard INT return vs the Rams in 2014.

In franchise history only four players have more career return TDs than Peterson – Hall of Famers Ollie Matson (10), Aeneas Williams (9) and Larry Wilson (7) and former S Billy Stacy (6).

Peterson Career Touchdowns

Opponent	Type	Distance
9/11/14 vs. St. Louis	INT Return	30 yards
11/27/11 at St. Louis	Punt Return	80 yards
11/6/11 vs. St. Louis	Punt Return	99 yards
10/30/11 at Baltimore	Punt Return	82 yards
9/11/11 vs. Carolina	Punt Return	89 yards

During his rookie season in 2011, Peterson tied the NFL record with four punt return TDs. He came the first player in NFL history with four punt return TDs of 80+ yards in a single season.

A SWARMING SECONDARY



The Cardinals defense has played primarily out of the nickel formation this season, and its secondary has swarmed opposing ball-carriers.

According to league stats, Cardinals safeties **Budda Baker** and **Antoine Bethea** lead all NFL DBs with 65 and 61 tackles, respectively. S **Tre Boston**, who missed last week with an injury, is tied for 11th with 40 tackles.

NFL Leaders – Total Tackles by DBs (2018)

Rnk	Player (Team)	Tt
1	Budda Baker (AZ)	65
2	Antoine Bethea (AZ)	61
3	Landon Collins (NYG)	57
4	Jessie Bates (Cin)	54
5	Jamal Adams (NYJ)	50

BETHEA SHINES IN FIRST SEASON WITH AZ

In his 12th NFL season – and first with Arizona – S **Antoine Bethea** totaled 58 tackles, a sack, a team and career-high five INTs, seven passes defended, a forced fumble, a QB pressure and a QB hit in 15 games in 2017.

In the Cardinals Week 16 victory over the NY Giants, Bethea posted first-career first multi-INT performance – picking off a pair of Eli Manning pass attempts. Bethea had played 176 career games entering the contest.

Only four active safeties have more career INTs than Bethea.

NFL Leaders – INTs by Safety (Active)

Rnk	Player (Team)	INT
1	Reggie Nelson (Oak)	37
2t	Eric Weddle (Bal)	29
2t	Mike Adams (Car)	29
4	Earl Thomas (Sea)	28
6t	Antoine Bethea (AZ)	24
6t	Glover Quin (Det)	24

Bethea had an INT in three consecutive games (Weeks 4-6 in 2017) for the first time in his career. He became the first Cardinal with an INT in three consecutive games since CB Patrick Peterson had one in four straight during the 2012 season.

Among active NFL defenders, only one player has more career tackles than Bethea. The 13-year veteran has six seasons with at least 100 tackles, leads all NFL DBs with 1,165 tackles and trails only Raiders LB Derrick Johnson, according to league statistics.

NFL Leaders – Tackles (Active)

Rnk	Player (Seasons)	Pos.	Tackles
1	Derrick Johnson (2005-18)	LB	1,168
2	Antoine Bethea (2006-18)	S	1,165
3	Thomas Davis (2005-18)	LB	1,043
4	Eric Weddle (2007-18)	S	1,034
5	Mike Adams (2004-18)	S	903



A VERSATILE DEFENDER

The Cardinals first-round selection (27th overall) in the 2014 NFL Draft, **LB Deone Bucannon** was chosen as a safety, but the previous coaching regime created an entirely new position for the hybrid defender.

Bucannon twice led the team in tackles (2015-16), and in 2017, he recorded 90 tackles despite missing four games due to an ankle injury.

BUCANNON CAREER HIGHLIGHTS

- Has 405 tackles, 6.0 sacks, two INTs (one returned for a TD), 14 passes defended, four fumble recoveries and seven forced fumbles in 64 games (52 starts). Also has 22 tackles and a pass defended in three playoff games.
- Has recorded 32 tackles for loss in his four-plus seasons, including a career-high 17 during the 2016 campaign when he tied for the team lead.
- Has posted 10+ tackles in a game nine times in his career, including four games with 13+ tackles.
- Has led or tied for the team lead in tackles 18 times in his career.
- Twice led the team in tackles (2015 and 2016). Had a team-high 100 tackles in 2016 despite missing the last three games on injured reserve (ankle). Led the team with a career-high 127 total tackles in 2015.
- Named the "NFC Defensive Player of the Week" for his performance in the Week 15 victory over the Eagles in 2015. Bucannon had the first INT of his career against Philly and returned it 39 yards for his first career TD.



THE BYNES FILE

Cardinals LB **Josh Bynes** found a home in the desert after signing a three-year contract with the team in March. Head Coach Steve Wilks identified Bynes as the "quarterback" of the defense, and as the starting MLB, he leads his position group with 55 tackles in seven games this season.



In 2011, Bynes entered the league as a rookie free agent with Baltimore, where he bounced between the active roster and practice squad. Between stints with the team, Bynes took a position as an academic adviser at Kaplan University, but Ravens GM Ozzie Newsome re-signed him before starting the job.

During a goal-line drill in training camp prior to the 2012 season, Bynes suffered a transverse process fracture in his lower back, but he returned from the injury to play 14 games, including four playoff contests, that season. In fact, he made the final play of the year, tackling Ted Ginn Jr. on a free kick to seal the Ravens Super Bowl XLVII victory over the 49ers.

After a few productive years in Detroit, Bynes found himself without a team in 2017 until the Cardinals called during training camp. He became a valued backup on the NFL's sixth-ranked defense last season, playing 14 games (one start) with 34 tackles, a sack, an INT, five passes defended, a forced fumble and nine special teams tackles.

BYNES SCORES FIRST TOUCHDOWN

Bynes had one of the best games of his career in Week 5 against the 49ers with 11 tackles, a sack, a tackle for loss, a QB hit, a pass defended and a fumble recovery that he returned 23 yards for his first-ever TD (on any level).

ONE OF A KIND

Bynes is the only player in Auburn history to have won a Super Bowl and college football national championship.

D-LINE PRESSURE

DEs **Chandler Jones** and **Markus Golden** aren't the only members of the Cardinals defensive line that have shown an ability to get to the quarterback. Eight of Arizona's defensive linemen have combined for 125.0 sacks in their NFL careers.

Career Sacks By Arizona's Defensive Linemen

Player	Sacks
DE Chandler Jones	70.5
DE Markus Golden	17.0
DT Corey Peters	14.0
DE Benson Mayowa	11.0
DT Olsen Pierre	5.5
DT Rodney Gunter	3.5
DT Robert Nkemdiche	2.0
DE Zach Moore	1.5

MAYOWA COMES THROUGH

Starting in place of Golden, DE **Benson Mayowa** collected a career-high seven tackles, including five for loss, two QB hits, two QB pressures and a career-high 2.0 sacks in Week 2 against the Rams.



BUDDA'S EXPANDED ROLE IN 2018

S **Budda Baker** – the team's 2017 second-round pick (36th overall) – made quite the impression during his rookie season with the Cardinals.

Baker was named first-team All-Pro and was selected to Pro Bowl for his work on special teams. He also finished the season as a starter at safety.

Baker has started all seven games in 2018, totaling 65 tackles, six for loss, 1.5 sacks, two QB pressures, a QB hit, a pass defended and a fumble recovery (returned 36 yards for a TD). He led the Cardinals with a career-high 14 tackles in Week 5 against the 49ers and has four 10+ tackle performances so far this year.

An All-Pro Rookie Campaign

In 16 games (seven starts), Baker totaled 61 tackles, three tackles for loss, a sack, six passes defended, two forced fumbles, a fumble recovery and two QB hits on defense. He added a team-high 16 tackles on special teams, which tied for third in the NFL.



NFL Leaders – Special Teams Tackles (2017)

Rnk	Player (Team)	STT
1	LB Nick Dzubnar (LAC)	21
2	RB Austin Ekeler (LAC)	17
3t	S Budda Baker (AZ)	16
3t	FB Derrick Coleman (Atl)	16
3t	S Rontez Miles (NYJ)	16

Baker's Rare Performance in Week 11 of 2017

Making his first career start at safety in Week 11 at Houston, Baker finished the game with 12 tackles, a sack, a tackle for loss, two forced fumbles, a fumble recovery, a pass defended and a QB hit against the Texans. He also added a tackle on special teams.

It is pretty rare for an NFL player to record at least 10 tackles, a sack and two forced fumbles in a game. Below are a few notes on the performance:

- According to STATS, Inc., Baker became the first Arizona player ever to accomplish the feat.
- He was just the second player in the previous six seasons (2012-17) to do so. Redskins LB Zach Brown did it with the Bills on 10/2/16.

• Baker became the first rookie to accomplish the feat since Dolphins LB Derrick Rodgers on 8/31/97 vs. Ind. Rodgers was taken 32nd overall by the Dolphins that year out of Arizona State.

GAME #300 FOR #4

Facing his former team in Week 5, K **Phil Dawson** appeared in his 300th career game at San Francisco. Dawson became just the 11th player in NFL history to reach 300+ career games played.

Of the 11 players who have played 300+ games, eight are kickers. Among active players, only K Adam Vinatieri (344) has appeared in more games than Dawson.

NFL History – 300+ Career Games Played

Rnk	Player (Years)	Games
1	K Morten Anderson (1982-07)	382
2	K Gary Anderson (1982-04)	353
3	K Jeff Feagles (1988-09)	352
4	K Adam Vinatieri (1996-18)*	344
5	QB George Blanda (1949-75)	340
6	K Jason Hanson (1992-12)	327
7	WR Jerry Rice (1985-04)	303
8t	K John Carney (1988-10)	302
8t	QB Brett Favre (1991-10)	302
10	K Phil Dawson (1998-18)*	302
11	K John Kasay (1991-10)	301

*Active Player



DAWSON 11TH ON ALL-TIME SCORING LIST

With 119 points in 2017, his first year in Arizona, K **Phil Dawson** moved up five spots on the NFL's all-time scoring list – finishing the year ranked 10th in NFL history with 1,817 points. Dawson closed out the 2017 season by making 22 of 24 FGs over the final nine games – scoring 78 total points during that span. That included 11 FGs of 40+ yards and three of 50+ yards.

NFL's All-Time Scoring Leaders (Career)

Rnk	Player	Points	Points to Pass
1	Morten Andersen#	2,544	708
2	Adam Vinatieri*	2,540	704
3	Gary Anderson	2,434	598
4	Jason Hanson	2,150	314
5	John Carney	2,062	226
6	Matt Stover	2,004	168
7	George Blanda#	2,002	166
8	Jason Elam	1,983	147
9	John Kasay	1,970	134
10	Sebastian Janikowski*	1,840	4
11	Phil Dawson*	1,837	-

#Hall of Fame Inductee *Active Player



Dawson's 23-yard FG in Week 4 against the Seahawks moved him into sole possession of eighth place for the most FGs made in NFL history. On that same day, Adam Vinatieri made two FGs to claim the NFL's all-time record.

NFL's All-Time FGs Made Leaders (Career)

Rnk	Player	FGs	FGs to Pass
1	Adam Vinatieri*	571	133
2	Morten Andersen#	565	127
3	Gary Anderson	538	100
4	Jason Hanson	495	57
5	John Carney	478	40
6	Matt Stover	471	35
7	John Kasay	461	23
8	Phil Dawson*	439	-
9	Jason Elam	436	-
10	Sebastian Janikowski*	422	-

#Hall of Fame Inductee *Active Player

Dawson's 32 FGs for the Cardinals in 2017 were the second-highest single-season total in franchise history.

Franchise Record – Field Goals (Season)

Rnk	Player (Year)	FGs
1	Neil Rackers (2005)	40
2	Phil Dawson (2017)	32
3t	Jay Feely (2013)	30
3t	Greg Davis (1995)	30
5	Chandler Catanzaro (2014)	29

PHIL FROM 50+

K **Phil Dawson** made four FGs of 50+ yards in 2017, including three in the final six games of the season.

Dawson has connected on 42 of his 60 attempts from 50+ yards (70.0%); only three players in NFL history have made more.

Most FGs of 50+ Yards – NFL History

Rnk	Player (Seasons)	50+
1	Sebastian Janikowski (2000-)*	58
2	Jason Hanson (1992-2012)	52
3	Matt Prater (2007-)*	44
4t	Phil Dawson (1999-)*	42
4t	John Kasay (1991-2011)	42

*Active Player

DAWSON SEALS IT WITH A CAREER KICK

K **Phil Dawson** made all four FG attempts (32, 42, 48 and 57 yards) and his lone PAT in the Cardinals victory over the Jaguars last season. His biggest kick was a 57-yard FG with 0:01 remaining in regulation that gave Arizona the three-point victory.

Dawson entered the contest having played in 289 career games, with 497 career FG attempts. He had never made one as long as his 57-yard game-winner against the Jaguars.


In addition to being the longest FG of his career, Dawson's 57-yarder was the longest game-winning FG in Cardinals history.

It was also the third-longest FG in franchise history overall.

Franchise Record – Longest Field Goals

Rnk	Player	Dist	Opponent
1	Jay Feely	61	10/14/12 vs. Buffalo
2	Chandler Catanzaro	60	9/25/16 at Buffalo
3	Phil Dawson	57	11/26/17 vs. Jacksonville
4	Chandler Catanzaro	56	12/11/16 @ Miami
5t	Jay Feely	55	12/12/10 vs. Denver
5t	Neil Rackers	55	10/24/04 vs. Seattle (2x)
5t	Greg Davis	55	9/17/95 at Detroit
5t	Greg Davis	55	12/19/93 at Seattle

The performance earned Dawson NFC Special Teams Player of the Week honors. The 57-yarder vs. Jacksonville FG was the 19th game-winning kick of Dawson's career and second with Arizona. He had a 30-yard FG in OT to beat the Colts in Week 2 last season.



LEE AMONG THE ALL-TIME BEST

P **Andy Lee**, who signed just prior to the 2017 season-opener, set a single-season franchise record with a 47.3-yard gross punting average on 88 punts last year. The performance earned him a two-year contract extension in June that will keep him in Arizona through the 2020 season.

Franchise Record – Gross Punting Average (Season)

Rnk	Player (Season)	Avg.
1	Andy Lee (2017)	47.3
2	Ben Graham (2009)	47.0
3	Dave Zastudil (2012)	46.5
4	Dave Zastudil (2013)	45.7
5	Jerry Norton (1960)	45.6

Lee owns the franchise single-season record for punting average for both the Cardinals and 49ers (50.9 yards in 2011).

With a 48.4-yard gross punting average in 2018, Lee is ranked second in the NFL and on pace to break his own single-season franchise record.

NFL Leaders – Gross Punting Average (2018)

Rnk	Player (Team)	Punts	Gross Avg.
1	Cameron Johnston (Phi)	32	49.7
2	Andy Lee (AZ)	42	48.4
3	Thomas Morstead (NO)	15	48.0
4	Sam Koch (Bal)	31	47.6
5	Riley Dixon (NYG)	30	47.5

Lee has punted well for distance and precision this season. He is one of only six NFL punters to have downed five or more punts inside the opponent's 20-yard line in a game this year, and he was the league's only punter to average 50.0+ yards per punt in each of the first four games of the season.

NFL Leaders – Game w/ 50.0+ Gross Punting Average (2018)

Rnk	Player (Team)	Games
1t	Andy Lee (AZ)	5
2t	Dustin Colquitt (KC)	4
2t	Brett Kern (Ten)	4
4t	Cameron Johnston (Phi)	3
4t	Britton Colquitt (Cle)	3

Lee has appeared in 224 games with 1,177 punts for 54,697 yards (46.5-yard avg.), a 39.6 net average and 385 punts landed inside the 20-yard line.

He has finished in the top-10 in punting average in 11 of his 14 full NFL seasons.

NFL History – Gross Punting Average (min. 300)

Rnk	Player (Seasons)	Avg.
1	Shane Lechler (2000-17)	47.6
2	Johnny Hekker* (2012-18)	47.0
3	Thomas Morstead* (2009-18)	46.9
4t	Marquette King* (2012-18)	46.7
4t	Brandon Fields (2007-15)	46.7
6	Andy Lee* (2004-18)	46.5
7t	Sam Martin* (2013-18)	46.4
7t	Pat McAfee (2009-16)	46.4
9	Bryan Anger* (2012-18)	46.2
10	Brett Kern* (2008-18)	45.8

*Active Player



QUARTERBACKS

Sam Bradford – Has completed 62.5% of his 2,967 career pass attempts for 19,449 yards, 103 TDs, 61 INTs and an 84.5 passer rating in 83 games. Became the first player in NFL history to throw five-or-fewer INTs while attempting 550+ passes in a season (threw five INTs on 552 attempts in 2016).

Mike Glennon – Has thrown for 4,933 yards, 34 TDs, 20 INTs and an 83.2 passer rating on 467-of-770 passing (60.6%) in 25 career games (22 starts). Spent his first five NFL seasons with Tampa Bay (2013-16) and Chicago (2017) and was named to the All-Rookie team by the PFWA, ProFootballFocus.com and ESPN.com.

Josh Rosen – Became the youngest QB in franchise history to start (21 years, 232 days) and win (21 years, 239 days) a game. One of four rookie QBs – Baker Mayfield (Cle), Sam Darnold (NYJ) and Josh Allen (Buf) – to win in Week 5, marking the first time in the Super Bowl era that at least four rookie QBs started and won a game. Became the 15th different QB to complete a TD pass to Larry Fitzgerald.

RUNNING BACKS

Derrick Coleman – NFL's first legally deaf offensive player, has served as a lead blocker for three 2,000-yard rushing teams and two individual 1,000-yard rushing seasons in four NFL campaigns. Won Super Bowl XLVIII with Seattle during his second NFL season.

Chase Edmonds – Has 52 yards on 20 carries and 51 yards on 12 receptions in his rookie campaign. Three-time consensus All-American at Fordham where he became the Patriot League all-time leader in rushing yards (5,862 – fifth in NCAA FCS history), all-purpose yards (7,374), rushing TDs (67) and total TDs (74).

David Johnson – Has the NFL's second-most multi-TD games (12) since entering the league in 2015, and ranks fifth in franchise history with 29 career rushing TDs.

T.J. Logan – Cardinals 2017 fifth-round (179th overall) pick, Logan made his NFL debut with three kickoff returns for 49 yards in Week 2 against the Rams after missing his rookie season with a wrist injury. Had 4,926 all-purpose yards and 27 TDs in 49 games at North Carolina.

WIDE RECEIVERS

Larry Fitzgerald – His 11 Pro Bowl selections are the most by any player in franchise history and trail only Hall of Fame WR Jerry Rice (13) for the most by a receiver in NFL history. Has the NFL's third-most receptions (351) since 2015 and became the oldest player in league history to record more than 100 receptions in a season at age 34 last year. Franchise career leader in receptions (1,260), receiving yards (15,800), receiving TDs (111), total TDs (111), 100-yard receiving games (46) and consecutive games with a reception (218).

Christian Kirk – Leads the Cardinals and all rookie WRs with 32 receptions, trailing only Anquan Boldin (42 in 2003) and Gern Nagler (29 in 1953) for the most receptions by a Cardinals rookie through their first seven games. Scottsdale native and Saguaro High School product became the first Arizona-born player to score a TD for the Cardinals since TE Todd Heap (Mesa) on 1/1/12.

J.J. Nelson – Cardinals 2015 fifth-round pick has 78 receptions for 1,396 yards and 10 TDs in 49 games (14 starts), and his 17.9-yards-per-catch average is the NFL's best since 2015 (minimum 60 receptions).

Trent Sherfield – Signed with the Cardinals as a rookie free agent out of Vanderbilt where had 136 receptions for 1,869 yards and nine TDs in 48 games (27 starts).

Chad Williams – Cardinals 2017 third-round pick (98th overall) has 12 receptions for 123 yards and two carries for 33 yards in 13 games (five starts) for the Cardinals. Scored his first-career TD in Week 4.

TIGHT ENDS

Jermaine Gresham – Two-time Pro Bowl selection (2011-12) has started 111 of 124 games played with 371 receptions for 3,704 receiving yards and 29 TDs. Agreed to a four-year contract before the 2017 season.

Gabe Holmes – Has played nine games (four starts) for the Cardinals after joining the team's practice squad last season. Signed with Oakland as a rookie free agent out of Purdue in 2015.

Ricky Seals-Jones – Has four TD receptions, the fourth most among second-year TEs, trailing three first-round picks – Evan Engram (NYG), O.J. Howard (TB) and David Njoku (Cle). Cousin of Pro Football Hall of Fame RB Eric Dickerson.

OFFENSIVE LINE

Oday Aboushi – Has played 34 career games (26 starts) for the Seahawks (2017), Texans (2015-16) and Jets (2013-14) since entering the league as New York's fifth-round pick (141st overall) in 2013.

Blaine Clausell – Made his NFL debut in Week 2 against the Rams as an eligible receiver in specialty packages. Entered the league as a rookie free agent with Baltimore out of Mississippi State in 2015 and spent time with the Ravens, Patriots, Panthers and Redskins before joining the Cardinals.

Mason Cole – Cardinals 2018 third-round pick (97th overall) has started 111 consecutive games since his freshman year of high school. Became the first true freshman in Michigan's storied history to start a season-opener on the offensive line.

Korey Cunningham – Arizona's 2018 seventh-round pick (254th overall) out of Cincinnati. Recruited as a TE, switched to offensive line and appeared in 45 games for the Bearcats, starting 24 straight to end his college career.

D.J. Humphries – Arizona's 2015 first-round pick (24th overall) has played every offensive snap at LT this season after missing 11 games due to injury last year.

Mike Iupati – Was a Pro Bowl alternate in 2016 and earned four-consecutive Pro Bowl invites from 2012-15 before missing 15 games last season. Signed a five-year contract with Arizona before the 2015 season.

Daniel Munyer – Entered the NFL as a rookie free agent with the Chiefs in 2015 and bounced between Kansas City's active roster and practice squad before joining Arizona in 2016. Made his Cardinals debut last year against Dallas, and has played offense, defense and special teams this season.

Justin Pugh – Signed a five-year deal with the Cardinals in March. The Syracuse product was drafted 19th overall by the Giants in 2013 and has started games at right tackle (36), left guard (26), right guard (six) and left tackle (one).

Andre Smith – Joined the Cardinals on a two-year deal after nine seasons with the Bengals (2009-15, '17) and Vikings (2016). Part of six playoff teams and three AFC North division titles with Cincinnati.

Jeremy Vujnovich – Started all 16 games at LG for the Colts last season and appeared in two games for Indianapolis in 2016 after entering the NFL as a rookie free agent with Green Bay out of Louisiana College in 2014. Has played two games for the Cardinals this season.

John Wetzel – Former rookie free agent out of Boston College, has appeared in all 39 games for the Cardinals over the last three seasons (2016-18), including 23 starts at left tackle (nine), right tackle (11), right guard (two) and left guard (one).

DEFENSIVE LINE

Markus Golden – Cardinals third-round pick (58th overall) out of Missouri in 2015, tied for third in the NFL with a team-leading 12.5 sacks in 2016. Returned to the starting lineup in Week 3 against the Bears after suffering a season-ending knee injury in Week 4 last year.

Rodney Gunter – Fourth-round pick out of Delaware State has 87 tackles (52 solo), 3.5 sacks, one fumble recovery, a forced fumble and a blocked FG in 55 games (17 starts) during his NFL career.

Chandler Jones – Two-time Pro Bowl selection (2015, '17) has 34.5 sacks since joining the Cardinals in 2016, the most by any NFL player during that span. Led the NFL with a single-season franchise-record 17.0 sacks last year.

Benson Mayowa – Idaho product entered the league as a rookie free agent with the Seahawks in 2013 and has played 64 games (14 starts) with Seattle (2013), Oakland (2014-15), Dallas (2016-17) and Arizona (2018). Had seven tackles and 2.0 sacks – both career highs – in Week 2 against the Rams.

Zach Moore – New England's 2014 sixth-round pick out of Concordia-St. Paul has nine tackles, 1.5 sacks, one fumble recovery and one forced fumble in 17 career games (one start). Joined the Cardinals from Carolina, where he spent the 2017 season.

Robert Nkemdiche – Cardinals 2016 first-round pick (29th overall) has 21 tackles, seven tackles for loss, 2.0 sacks, two QB pressures and five QB hits in six games (five starts) this season.

Corey Peters – Signed a three-year extension to remain with the Cardinals through the 2020 season. Has 253 tackles, 14.0 sacks and one INT in 105 games (88 starts) for the Cardinals (2015-17) and Falcons (2010-14).

Olsen Pierre – Entered the NFL as a rookie free agent with the Bears in 2015, made the Cardinals 53-man roster out of training camp in 2016 and had 32 tackles and 5.5 sacks in 14 games last season.

LINEBACKERS

Deone Bucannon – Cardinals 2014 first-round pick (27th overall), has 406 tackles, 6.0 sacks, two INTs (one returned for a TD), 14 passes defended, four fumble recoveries and seven forced fumbles in 64 career games (52 starts).

Josh Bynes – Seven-year veteran signed a three-year deal with Arizona after entering the league as a rookie free agent with the Ravens. Has played 85 games for Arizona (2017-18), Detroit (2014-16) and Baltimore (2011-13).

Dennis Gardeck – Has played a team-high 154 snaps on special teams. Signed as a rookie free agent after posting 345 tackles, 57.5 for loss, 32 sacks, nine forced fumbles, two fumble recoveries and one INT at West Virginia State (2014-16) and Sioux Falls (2017).

Gerald Hodges – Five-year NFL veteran who has played 72 games with Arizona (2018), New Orleans (2017), San Francisco (2015-16) and Minnesota (2013-15) after entering the league as the Vikings fourth-round pick in 2013.

Haason Reddick – Cardinals 2017 first-round pick (13th overall) has 65 tackles, 4.5 sacks, four passes defended, three forced fumbles and six special teams tackles in 23 games (six starts). Had a strip-sack that was returned for a TD in Week 5 against the 49ers.

Zeke Turner – Has an NFL-leading nine special teams tackles, according to league statistics. Signed with Arizona as a rookie free agent out of Washington where he collected 100 tackles, 3.5 tackles for loss, two INTs, a forced fumble and four passes defended in 38 games.

Joe Walker – Had 10 tackles on defense and three on special teams in 12 games (three starts) for the Super Bowl champion Eagles last year. Entered the NFL as Philadelphia's seventh-round pick in 2016 out of Oregon.

DEFENSIVE BACKS

Budda Baker – Arizona's 2017 second-round pick (36th overall) has total 10+ tackles in four games this season and leads all NFL DBs with 65 tackles in 2018. Earned Pro Bowl and first-team All-Pro honors as a special teamer last season.

Bené Benwikere – Notched his first INT as a Cardinal in Week 5 against the 49ers. Has played 46 games (18 starts) for Carolina (2014-16), Dallas (2017) and Arizona (2018) after entering the league as the Panthers 2014 fifth-round pick. Cardinals Head Coach Steve Wilks was his position coach in Carolina.

Antoine Bethea – Three-time (2007, '09, '14) Pro Bowler and 13th-year NFL veteran has appeared in 184 regular season games (175 starts) and started all 13 postseason contests he has played. Had a career-high five INTs in 2017.

Tre Boston – With his third INT of the season in Week 6 against the Vikings, has nine since 2016, the third most among NFL safeties during that span. Re-joined Cardinals Head Coach Steve Wilks in Arizona after starting his NFL career with Wilks in Carolina.

Rudy Ford – Cardinals 2017 sixth-round pick (208th overall) has 11 special teams tackles in 15 career games. Had 275 tackles, 1.5 sacks, 11.5 tackles for loss and five INTs in 52 games (34 starts) at Auburn.

Patrick Peterson – Fifth overall pick in the 2011 NFL Draft joined HOF RBs Jim Brown and Barry Sanders as only players with seven Pro Bowls before age 28. Faced the fewest targets (60) and allowed the fewest receptions (28) among CBs with 500+ snaps in 2017, according to Pro Football Focus. Has allowed the NFL's second-lowest passer rating (39.9) among CBs with 100+ snaps in 2018, according to PFF.

Eddie Pleasant – Totaled 86 tackles, 2.5 sacks, three INTs, 17 passes defended, one forced fumble, one fumble recovery and 30 special teams tackles 78 games with Houston after entering the league with the Texans as an undrafted rookie free agent out of Oregon in 2012.

Jamar Taylor – Has 208 tackles, three INTs and 30 passes defended in 71 games (41 starts) since entering the NFL as Miami's 2013 second-round pick (54th overall). Traded to the Browns as part of a draft-day trade in 2016 and dealt to the Cardinals in exchange for a 2020 sixth-round pick.

Brandon Williams – Cardinals 2016 third-round pick has 23 tackles, four passes defended and eight special teams tackles in 36 games. Appeared on special teams in all 16 games during the 2017 season.

SPECIALISTS

Aaron Brewer – Has played 92 regular season games and eight postseason contests for the Cardinals (2016-17) and Broncos (2012-15). Signed a four-year contract with Arizona in March.

Phil Dawson – 20-year NFL veteran ranks 11th on the league's all-time scoring list with 1,837 points and eighth in league history with 439 career FGs. Tied his career high with 32 FGs (second most in franchise history) during his first season with the Cardinals.

Andy Lee – Three-time Pro Bowl (2007, 2009 and 2011) and four-time All-Pro (2007, 2009, 2011 and 2012) selection ranks sixth in NFL history in career punting average (46.5). On pace to break his own single-season franchise record for gross punting average (47.3 in 2017) with a 48.4-yard mark this season.

CARDINALS 2018 TRANSACTIONS

SEPTEMBER

Tue., Oct. 23 Signed OL Oday Aboushi and released DE Ifeadi Odenigbo. Re-signed CB Deatrick Nichols to the practice squad

Mon., Oct. 22 Signed S Eddie Pleasant and released CB Deatrick Nichols

Fri., Oct. 19 Offensive coordinator Mike McCoy relieved of his duties. Quarterbacks coach Byron Leftwich promoted to offensive coordinator

Thu., Oct. 18 Elevated CB Deatrick Nichols to the active roster from the practice squad and released WR Kendall Wright

Tue., Oct. 16 Signed OL Kyle Friend to the practice squad and released OL Will House from the practice squad

Mon., Oct. 15 Signed RB Brandon Wilds and OL Coleman Shelton to the practice squad and released WR Bernard Reedy and RB Jalen Simmons from the practice squad

Wed., Oct. 10 Re-signed CB Deatrick Nichols to the practice squad

Mon., Oct. 8 Signed WR Kendall Wright and released CB Deatrick Nichols

Tue., Oct. 2 Signed WR Bernard Reedy and S Darian Thompson to the practice squad and released S Demetrius Cox and LB Nigel Harris from the practice squad

Tue., Sep. 25 Signed DE Ufomba Kamalu to the practice squad and released DE Alec James from the practice squad

Mon., Sep. 24 Awarded waiver claim on DE Ifeadi Odenigbo and released DE Jacques Smith

Wed., Sep. 19 Signed LB Joe Walker from Philadelphia's practice squad and signed RB Jalen Simmons to the practice squad

Tue., Sep. 18 Released DT Garrison Smith, signed LB Nigel Harris to the practice squad and released LB B.J. Bello from the practice squad

Sat., Sep. 8 Signed RB David Johnson to a contract extension through the 2021 season

Mon., Sep. 3 Signed LB B.J. Bello, S Demetrius Cox and CB Chris Jones to the practice squad

Sun., Sep. 2 Awarded waiver claims on OL Blaine Clausell (Carolina), DT Garrison Smith (Atlanta) and OL Jeremy Vujnovich (Indianapolis). Signed DE Zach Moore, waived/injured DE Vontarius Dora and S A.J. Howard, and released OL Evan Boehm and OL Will Holden. Re-signed OL Will House, DE Alec James, QB Charles Kanoff, RB Eljahaa Penny, DT Pasoni Tasini, WR Jalen Tolliver and TE Andrew Vollert to the practice squad.

Sat., Sep. 1 Released WR Carlton Agudosi, OL Josh Allen, DT Siupeli Anau, RB Sherman Badie, TE Alec Bloom, WR Brice Butler, CB Chris Campbell, DE Cap Capi, S Travell Dixon, WR C.J. Duncan, OL Will House, DE Alec James, QB Charles Kanoff, WR Greg Little, K Matt McCrane, LB Airius Moore, CB Jonathan Moxey, DT Owen Obasuyi, LB Matthew Oplinger, OL Winston Painter, FB Eljahaa Penny, OL Greg Pyke, LB Edmond Robinson, CB Tim Scott, DT Pasoni Tasini, CB Tavierre Thomas, WR Jalen Tolliver, DT Tani Tupou, RB Darius Victor, TE Andrew Vollert, OL Brant Weiss, TE Bryce Williams, DT Nigel Williams, WR Corey Willis, LB Scooby Wright III. Activated LB Markus Golden (knee) and TE Jermaine Gresham (achilles) from PUP, placed DE Arthur Moats (knee) on injured reserve and reached an injury settlement with S Harlan Miller (knee)

AUGUST

Tue., Aug. 28 Placed RB D.J. Foster (knee) on injured reserve and re-signed RB Darius Victor

Fri., Aug. 24 Signed C A.Q. Shipley to a one-year contract extension

Wed., Aug. 22 Signed DT Tani Tupou and DT Nigel Williams and released TE Chris Bazile and WR Austin Wolf

Wed., Aug. 15 Re-signed S Harlan Miller and waived/injured CB Lou Young III (hamstring)

Tue., Aug. 14 Signed WR Austin Wolf and released WR Rashad Ross

Mon., Aug. 13 Signed LB Gerald Hodges to a one-year contract and waived/injured LB Jeremy Cash

Fri., Aug. 10 Signed CB Tim Scott

Tue., Aug. 7 Placed C A.Q. Shipley (knee) on injured reserve

Thu., Aug. 2 Signed DE Cap Capi and waived/injured DE Bryson Albright

JULY

Fri., July 27 Signed S Tre Boston and released DE Mubarak Djeri

Thu., July 26 Signed DE Arthur Moats and DE Jacques Smith and waived/injured DE Praise Martin-Oguike

Mon., July 23 Signed TE Chris Bazile and waived/non-football injury TE Beau Sandland. Placed CB Chris Campbell (ankle), DE Markus Golden (knee) and TE Jermaine Gresham (achilles) on active/PUP

JUNE

Fri., June 15 Signed WR Greg Little and released LB Frank Ginda and WR Cobi Hamilton

Thu., June 14 Signed P Andy Lee to a two-year contract extension

Mon., June 11 Signed S Travell Dixon and waived/injured S Jonathan Owens (knee)

Fri., June 1 Signed RB Sherman Badie and waived/left squad FB Austin Ramesh

MAY

Thu., May 31 Signed OL Mason Cole (3rd round) to a four-year contract

Thu., May 24 Signed WR Christian Kirk (2nd round) to a four-year contract

Mon., May 21 Released CB Marcus Williams

Sat., May 19 Agreed to a trade to acquire CB Jamar Taylor from the Cleveland Browns for a sixth-round pick in the 2020 NFL Draft

Mon., May 14 Signed DT Siupeli Anau, WR C.J. Duncan, LB Airius Moore and OL Greg Pyke. Released CB Elijah Battle, LB Mike Needham, OL Austin Olsen and WR Jonah Trinnaman

Fri., May 11 Signed RB Chase Edmonds (4th round), CB Chris Campbell (6th round) and OL Korey Cunningham (7th round) to four-year contracts

Thu., May 10 Signed FB Derrick Coleman to a one-year contract and released RB Bronson Hill. Signed QB Josh Rosen (1st round) to a four-year contract with a team option for a fifth

Wed., May 9 Released DT Peli Anau and S Harlan Miller

Mon., May 7 Released QB Brandon Doughty and QB Alek Torgersen

Tue., May 1 Released CB Jarell Carter, CB C.J. Goodwin, RB Darius Victor and LS Drew Williams. Waived/injured LB Gabe Martin (Achilles)

CARDINALS 2018 TRANSACTIONS

APRIL

Mon., Apr. 30 Agreed to terms with 24 rookie free agents: CB Elijah Battle, TE Alec Bloom, LB Dennis Gardeck, LB Frank Ginda, OL Will House, S A.J. Howard, DE Alec James, QB Chad Kanoff, K Matt McCrane, LB Mike Needham, CB Deatrick Nichols, DE Owen Obasuyi, OL Austin Olsen, LB Matthew Oplinger, S Jonathan Owens, FB Austin Ramesh, WR Trent Sherfield, CB Tavierre Thomas, WR Jalen Tolliver, WR Jonah Trinnaman, S Zeke Turner, TE Andrew Vollert, OL Brant Weiss, WR Corey Willis

Mon., Apr. 23 Signed DE Benson Mayowa to a one-year contract

Thu., Apr. 19 Signed CB Marcus Williams to a one-year contract

Mon., Apr. 16 Signed TE Beau Sandland to a one-year contract

Thu., Apr. 12 Released OL Max Tuerk

Wed., Apr. 11 Signed TE Bryce Williams to a one-year contract

Thu., Apr. 5 Awarded QB Brandon Doughty (Miami) and QB Alek Torgersen (Detroit) off of waivers

Tue., Apr. 3 CB C.J. Goodwin, RB Elijahhaa Penny, DL Olsen Pierre and OL John Wetzel signed one-year contracts

Mon., Apr. 2 Signed WR Brice Butler to a two-year contract

MARCH

Wed., Mar. 28 Signed DL Moubarak Djeri to a one-year contract

Fri., Mar. 23 Signed CB Bene Benwikere to a one-year contract and traded T Jared Veldheer to the Broncos for a sixth-round pick (#182) in the 2018 NFL Draft

Thu., Mar. 22 Re-signed C Daniel Munyer to a one-year contract and awarded WR Cobi Hamilton (Houston) off of waivers

Sat., Mar. 17 Signed OL Justin Pugh to a five-year contract

Fri., Mar. 16 Signed QB Sam Bradford to a three-year contract, OL Andre Smith to a two-year contract, QB Mike Glennon to a two-year contract, LB Josh Byrnes to a three-year contract and OL Winston Painter to a one-year contract. Awarded LB Jeremy Cash (Cleveland) off of waivers and released DL Josh Mauro

Wed., Mar. 14 Released S Tyrann Mathieu

Tue., Mar. 13 Extended a tender offer to restricted free agent DL Xavier Williams and released RB Adrian Peterson

Fri., Mar. 9 Extended tender offers to exclusive rights free agents CB C.J. Goodwin, RB Elijahhaa Penny, DL Olsen Pierre and OL John Wetzel

Wed., Mar. 7 Re-signed LS Aaron Brewer to a four-year contract

FEBRUARY

Wed., Feb. 14 Hired assistant coaches Chris Achuff (assistant defensive line), Ray Brown, (offensive line), Alonso Escalante (defensive quality control), Charlie HARBISON (assistant defensive backs), Don Johnson (senior assistant/defensive line), Randall McCray (assistant special teams), David Merritt, Sr. (defensive backs), Jason Michael (tight ends), Troy Rothenbuhler (offensive quality control), Cameron Turner (offensive assistant) and Kirby Wilson (running backs). Terry Allen (Bill Bidwill Fellowship/RB's), Larry Foote (linebackers), Kevin Garver (wide receivers), Steve Heiden (assistant offensive line), Byron Leftwich (quarterbacks) and Buddy Morris (strength and conditioning) all return to the coaching staff.

Mon., Feb. 12 Signed GM Steve Keim to an extension that keeps him under contract through 2022. Signed CB Lou Young III to a one-year contract

JANUARY

Fri., Jan. 26 Hired Al Holcomb (defensive coordinator), Mike McCoy (offensive coordinator) and Jeff Rodgers (special teams coordinator)

Mon., Jan. 22 Hired Steve Wilks as head coach. Agreed to terms on a four-year contract with a team option for a fifth year

Fri., Jan. 19 Signed LB Praise Martin-Oguke to a future contract for the 2018 season

Tue., Jan. 2 QB Carson Palmer announced his retirement. Re-signed WR Carlton Agudosi, DL Peli Anau, CB Jarell Carter, LB Vontarius Dora, CB Jonathan Moxey, WR Rashad Ross, DL Pasoni Tasini and RB Darius Victor to future contracts for the 2018 season and signed OL Josh Allen and LS Drew Williams to future contracts for 2018.

Mon., Jan. 1 Head coach Bruce Arians announced his retirement

CARDINALS 2018 GAME SUMMARIES

GAME 1 // REDSKINS 24, CARDINALS 6 // SEPTEMBER 9, 2018 // STATE FARM STADIUM (61,613)

In week 1 of the regular season, Washington came to AZ and spoiled the Cardinals first game in recently renamed State Farm Stadium as well as the debut of first-year head coach Steve Wilks. Behind new QB Alex Smith and running backs Adrian Peterson and Chris Thompson, Washington's offense hummed while Arizona's had difficulty establishing a rhythm. It all added up to a 24-6 season opening home loss for the Cardinals.

In the late first quarter and into the second, the Redskins offense launched three consecutive lengthy TD drives (80, 73, and 92 yards) to take a 21-0 halftime lead. Those drives helped Washington achieve a 22:57 to 7:03 time of possession advantage in the in a first half that saw Arizona's offense possess it just three times and run only 14 plays. On the opening play of the 2nd quarter, Thompson caught a 13-yard pass from Smith that capped an 11-play, 80-yard drive that made it 7-0. Their next series saw them go 73 yards in 15 plays and ended with Peterson's 1-yard TD run that made it 14-0. With 0:08 remaining before intermission, Washington faced a 3rd-n-goal from the AZ 4 when Smith hit TE Jordan Reed with a TD pass that made it 21-0.

Neither team scored in the third quarter but early in the fourth, Dustin Hopkins' 31-yard FG made it 24-0. The next drive was Arizona's most efficient of the afternoon; on it, new Cards QB Sam Bradford was 8 for 8 passing for 42 yards and rookie RB Chase Edmonds added 20 yards on 3 carries. It ended when David Johnson ran it in from 2 yards out. It was the 34th TD in 34 games for Johnson who saw his first action since suffering a season-ending wrist injury in the 2017 opener. About 20 hours earlier the talented Johnson signed an extension that keeps him under contract with the Cardinals thru the end of the 2021 season.

Starting season #15 with the Cardinals, WR Larry Fitzgerald led all receivers with 7 catches for 76 yards. He also extended his streak of games with a reception to 212 games, #2 in NFL history behind only Jerry Rice (274). Another 15th year player out of Pitt also had an exceptional day for the Cardinals: punter Andy Lee repeatedly helped the Cardinals flip the field on Washington and averaged 52.6 yards (46.2 net) on his 5 punts, three of which landed inside the 20.

	1	2	3	4	OT	FINAL	FIELD GOAL BREAKDOWN
REDSKINS	0	21	0	3	--	24	D. Hopkins (31)
CARDINALS	0	0	0	6	--	6	--

TEAM	QTR.	TIME	SCORING PLAY	DRIVE	SCORE
Redskins	2	14:54	Thompson 13-yard pass from Smith (Hopkins kick)	11-80, 5:53	7-0
Redskins	2	4:10	Peterson 1-yard run (Hopkins kick)	15-73, 9:06	14-0
Redskins	2	0:08	Reed 4-yard pass from Smith (Hopkins kick)	10-92, 3:11	21-0
Redskins	4	12:13	Hopkins 31-yard FG	10-63, 4:42	24-0
Cardinals	4	5:47	Johnson 2-yard run (pass failed)	13-75, 6:26	24-6

STATISTICS

	WAS	AZ
First Downs	30	14
3rd Down Eff. (Pct)	6-13 (46)	1-8 (13)
Total Plays	75	51
Avg. Gain	5.7	4.2
Rushes-Yards	42-182	15-68
Net Passing Yards	247	145
Total Net Yards	429	213
Passing (A-C-I)	30-21-0	34-20-1
Sacked by Opp.	3-8	2-8
Punts-Average	4-46.5	5-52.6
Fumbles-Lost	3-1	1-1
Penalties	9-63	9-67
Time of Possession	38:08	21:52

Weather: Indoors

RUSHING

Redskin: Peterson 26-96, TD; Thompson 5-65; A. Smith 8-14; Kelley 3-7.
CARDS: D. Johnson 9-37, TD; Edmonds 4-24; Bradford 2-7.

PASSING

Redskins: Smith 21-30, 255 yds, 2 TD, 0 INT.
CARDS: Bradford 20-34, 153 yds, 0 TD, 1 INT.

RECEIVING

Redskins: Thompson 6-63, TD; Reed 4-48, TD; Richardson 4-22; Crowder 3-32; Peterson 2-70; Doctson 1-11; Davis 1-9.
CARDS: Fitzgerald 7-76; D. Johnson 5-30; Edmonds 4-24; Seals-Jones 3-19; Kirk 1-4.

INTERCEPTIONS

Redskins: Dunbar 1-(-3).
CARDS: None.

GAME 2 // CARDINALS 0, RAMS 34 // SEPTEMBER 16, 2018 // LOS ANGELES MEMORIAL COLISEUM (66,515)

In their first divisional match-up of the season, the Cards traveled to Los Angeles to take on the Rams at the Coliseum. On this day, it would be all LA qw the hosts excelled in all three phases to drop the Cards to 0-2. After a scoreless opening quarter, the Rams scored 34 unanswered en route to a decisive victory that improved their mark to 2-0. RB Todd Gurley ran for 3 TDs while QB Jared Goff was 24-32 for 354 yards passing. WR Brandin Cooks led the way with 7 catches for 159 receiving yards. Defensively the Rams allowed just 5 first downs and 137 total yards while keeping the Cardinals off the scoreboard.

In the first quarter, the Cardinals defense did an excellent job containing Gurley who rushed six times for minus-1 yard. However, Goff completed 8 of 9 passes for 100 yards to 4 different receivers and by the second play of the 2nd quarter, the Rams had advanced to the AZ11. On 2nd-n-1 from there Gurley took a handoff from Goff, bounced right, and outraced the Cardinals defenders to the pylon. Because veteran kicker Greg Zuerlein injured his groin in pre-game warm-ups, LA went for 2 and converted on a Gurley run that made it 8-0. After a Cards 3-n-out, the Rams moved 52 yards in 10 plays and faced a 3rd-n-goal from the 2. Goff had WR Cooper Kupp open in the end zone but DE Chandler Jones alertly got his hand up and knocked the pass down. Punter Johnny Hekker then came on to attempt his first career FG and knocked it thru to make it 11-0. Late in the 2nd quarter, AZ punted it back to the Rams and returner JoJo Natson took it 60 yards to the AZ32. On the last play of the opening half, Gurley punched it on 4th-n-goal from the 1; his run on the subsequent 2-point conversion made it 19-0 at intermission.

Up 19-0, the Rams opened the 2nd half with a 57-yard completion from Goff to Cooks down the deep middle on their first play from scrimmage which took it to the AZ 22. Three plays later on 3rd-n-9 from the 21, Goff was flushed out of the pocket and rolled to his right but his pass attempt was intercepted by CB Patrick Peterson at the 2 to halt the threat. It was the 22nd career INT for the all-pro Peterson, moving him into 8th in team history. AZ would pick up one first down before being forced to punt, after which the Rams would take over at their own 44. Five plays and 56 yards later, Gurley scored his 3rd TD of the day on a 1-yard run and Goff's pass to RB Malcom Brown on the 2-point try made it 27-0 with 3:39 remaining in the 3rd quarter. A Goff TD pass to TE Tyler Higbee with 3:17 remaining in the game provided the contest's final points.

	1	2	3	4	OT	FINAL	FIELD GOAL BREAKDOWN
CARDINALS	0	0	0	0	--	0	--
RAMS	0	19	8	7	--	34	J. Hekker (20)

TEAM	QTR.	TIME	SCORING PLAY	DRIVE	SCORE
Rams	2	14:29	Gurley 11-yard run (Gurley run)	4-59, 1:19	0-8
Rams	2	8:07	Hekker 20-yard FG	11-52, 4:45	0-11
Rams	2	0:00	Gurley 1-yard run (Gurley run)	8-32, 4:18	0-19
Rams	3	3:39	Gurley 2-yard run (Goff-Brown pass)	5-56, 2:10	0-27
Rams	4	3:17	Higbee 3-yard pass from Goff (Hekker kick)	7-25, 3:45	0-34

STATISTICS

	AZ	LAR
First Downs	5	24
3rd Down Eff. (Pct)	3-12 (25)	8-15 (53)
Total Plays	43	67
Avg. Gain	3.2	6.4
Rushes-Yards	15-54	33-90
Net Passing Yards	83	342
Total Net Yards	137	432
Passing (A-C-I)	27-17-1	2-24-1
Sacked by Opp.	1-7	2-12
Punts-Average	8-50.4	2-51.0
Fumbles-Lost	0-0	0-0
Penalties	9-47	5-49
Time of Possession	25:52	34:08

Weather: Sunny and warm, 86 degrees, humidity 35%, wind SW 2 mph.

RUSHING

CARDS: D. Johnson 13-48; Edmonds 1-5; Coleman 1-1.
Rams: Brown 12-46; Gurley 19-42, 3 TD; Goff 2-2.

PASSING

CARDS: Bradford 17-27, 90 yds, 0 TD, 1 INT.
Rams: Goff 24-32, 354 yds, 1 TD, 1 INT.

RECEIVING

CARDS: Edmonds 5-15; Cirk 4-27; Seals-Jones 4-17; Fitzgerald 3-28; D. Johnson 1-3.
Rams: Cooks 7-159; Woods 6-81; Kupp 6-63; Gurley 3-31; Everett 1-17; Higbee 1-3, TD.

INTERCEPTIONS

CARDS: Peterson 1-0.
Rams: Shields 1-22.

CARDINALS 2018 GAME SUMMARIES

GAME 3 // BEARS 16, CARDINALS 14 // SEPTEMBER 23, 2018 // STATE FARM STADIUM (62,163)

The Bears (1-1) and Cardinals (0-2) met in week 3 at State Farm Stadium. Against a stout Chicago defense that had allowed just 6 total points in quarters 1-3 of their opening two games combined, the Cards jumped out to an early 14-0 lead after a pair of Sam Bradford TD passes. However the Bears chipped away and after a TD and three Cody Parkey FGs, they claimed their first lead of the day with 4:31 remaining. At that point, head coach Steve Wilks inserted rookie QB Josh Rosen in place of Bradford in hopes of creating a spark for a Cards offense that was held scoreless over the final three quarters. While it reached Chicago territory, the Rosen-led offense was not able to produce the points needed to pull it out.

As mentioned the game began in promising fashion for the Cards. On the game's 3rd play from scrimmage, AZ faced a 3rd-n-4 at its own 31. RB David Johnson picked up an A gap blitz allowing Bradford to find rookie WR Christian Kirk for a 30-yard completion to the CHI39 for the offense's biggest gain of the young season. Two snaps later, Bradford found TE Ricky Seals-Jones wide open across the field and their 35-yard TD connection put the Cards up 7-0. The Bears next drive saw them quickly move into AZ territory; but on 3rd-n-6 from the AZ13, DBs Budda Baker and Bene Benwikere came on a blitz and combined to drop Mitchell Trubisky for a 15-yard loss. The sack pushed the Bears back to the AZ28, forcing a 46-yard Parkey FG try that he missed wide right. Late in the 1st, the Bears faced a 3rd-n-7 at their own 27 when DT Robert Nkemdiriche forced a Trubisky fumble that fellow DT Corey Peters recovered at the CHI21. On next play, Bradford lofted a 21-yard pass into the arms of RB David Johnson for a TD and 14-0 Cardinals lead. With a minute to go in the first half, AZ took over at the CHI24 after DE Chandler Jones tipped a Trubisky pass at the line and S Tre Boston made a diving INT. The Cards, however, came away pointless as a Khalil Mack sack of Bradford pushed them out of FG range.

Early in the 3rd, Bradford's deep pass to WR JJ Nelson was INT'd by S Eddie Jackson at the CHI33. From there, the Bears moved 67 yards in 9 plays - the biggest of which was a 39-yard completion to Allen Robinson - and Jordan Howard's 1-yard run made it 14-10 with 6:16 left in the 3rd. The next AZ drive ended when Bradford's pass intended for WR Chad Williams was picked off by DB Sherrick McMain and set the Chicago offense up at the AZ44. Parkey's 41-yard FG narrowed the deficit to 1 at 14-13. AZ seemed poised to add to its lead on the ensuing drive when Bradford hit Kirk down the left sideline with a 32-yard gain to the CHI23. On 2nd-n-8 from the 21, Bradford scrambled up the middle but was hit by Mack forcing a fumble that LB Danny Trevathan recovered at the 16. Chicago then moved 59 yards in 13 plays and Parkey's 43-yard FG put Chicago up 16-14. After that, Rosen entered the game. He moved AZ to the CHI42 but a 3-yard loss on 3rd down led to a 4th-n-5 at the CHI45 with 1:16 left. CB Bryce Callahan's INT effectively snuffed out Arizona's last best hope.

	1	2	3	4	OT	FINAL	FIELD GOAL BREAKDOWN
BEARS	0	3	10	3	--	16	C. Parkey 46WR (20) (41) (43)
CARDINALS	14	0	0	0	--	14	--

TEAM	QTR.	TIME	SCORING PLAY	DRIVE	SCORE
CARDS	1	12:12	Seals-Jones 35-yard pass from Bradford (Dawson kick)	5-75-2:48	0-7
CARDS	1	1:40	Johnson 21-yard pass from Bradford (Dawson kick)	1-21, 0:06	0-14
Bears	2	1:54	Parkey 20-yard FG	11-71, 5:27	3-14
Bears	3	6:16	Howard 1-yard run (Parkey kick)	9-67, 4:30	10-14
Bears	3	0:44	Parkey 41-yard FG	7-21, 2:54	13-14
Bears	4	4:31	Parkey 43-yard FG	13-59, 6:52	16-14

STATISTICS

	CHI	AZ
First Downs	21	13
3rd Down Eff. (Pct)	5-14 (36)	3-10 (30)
Total Plays	69	48
Avg. Gain	4.6	4.6
Rushes-Yards	31-122	18-53
Net Passing Yards	194	168
Total Net Yards	316	221
Passing (A-C-I)	35-24-1	26-17-3
Sacked by Opp.	3-26	4-25
Punts-Average	3-52.7	4-50.8
Fumbles-Lost	1-1	2-1
Penalties	7-45	6-43
Time of Possession	36:21	23:39

Weather: Indoors

RUSHING

Bears: Howard 24-61, TD; Cohen 5-53; Trubisky 2-8.
CARDS: D.Johnson 12-31; Rosen 1-12; Edmonds 5-10.

PASSING

Bears: Trubisky 24-35, 220 yds, 0 TD, 1 INT.
CARDS: Bradford 13-19, 157 yds, 2 TD, 2 INT;
Rosen 4-7, 36 yds, 0 TD, 1 INT.

RECEIVING

Bears: Gabriel 6-34; Burton 4-55; Miller 4-35; Robinson 3-50; Cohen 3-15; Howard 2-20; Cunningham 1-9; Bellamy 1-2.
CARDS: Kirk 7-90; D.Johnson 4-30, TD; Fitzgerald 2-9; Seals-Jones 1-35; Coleman 1-12; Gresham 1-9; C.Williams 1-8.

INTERCEPTIONS

Bears: Jackson 1-0; McManis 1-0; Callahan 1-0.
CARDS: Boston 1-0.

GAME 4 // SEAHAWKS 20, CARDINALS 17 // SEPTEMBER 30, 2018 // STATE FARM STADIUM (61,845)

In week 4 at State Farm Stadium, the big story entering the game was rookie QB Josh Rosen. The team's 1st round pick and 10th overall selection, Rosen - at 21 years, 232 days old - became the youngest player in Cards history to start at QB. Twice in the game the Cardinals found themselves trailing the Seahawks and twice Rosen led them back. That included in the fourth quarter when Seattle led 17-10 before the rookie led a 5-play, 80-yard drive that Rosen capped with his 1st career TD pass to tie the game midway through the quarter. Later in the 4th, he marched the Cards into Seattle territory to set-up a go-ahead FG try but Phil Dawson's 45-yarder was wide right with 1:50 left. That was enough time for Seattle to get into position for Sebastian Janikowski's 52-yard boot as time expired that won the game for the Seahawks and dropped AZ to 0-4 in heart-breaking fashion.

After the teams traded punts to open the game, Seattle advanced to the AZ20 in 5 plays. From there, RB Mike Davis took a handoff and bounced outside before racing down the right sideline to give the Seahawks a 7-0 lead. On the next play from scrimmage, Cards RB David Johnson fumbled and Seattle recovered at the Cards 26. Suddenly staring down the barrel of an early double-digit deficit, the AZ defense stiffened and held the Seahawks to a 38-yard FG try that Janikowski pushed right. The Cards offense answered by driving into Seattle territory and appeared to tie the game on a 22-yard Rosen TD pass to WR Chad Williams. However, a replay review overturned it, saying that Williams did not get his 2nd foot down. That instead led to a 23-yard Dawson FG early in the 2nd quarter. With 5:30 to go before intermission, Seattle was threatening again but Janikowski's 52-yard FG try missed left giving the Cards great field position at their own 42. Thanks to a 21-yard David Johnson run and a 10-yard Larry Fitzgerald pass on 3rd-n-5, the Cards found themselves at the SEA18 at the 2:00 warning. A defensive pass interference penalty in the end zone then took it to the 1 where Johnson's TD run made it 10-7 AZ with 1:52 left. With just over :30 remaining, Seattle went for it on 4th-n-1 at the AZ44 but DE Chandler Jones sacked Russell Wilson for a 6-yard loss, turning it over to the Cards offense at midfield. Rosen moved the team into position for a FG try but Dawson's 50-yarder missed right as time expired.

Seattle's opening drive of the 3rd quarter resulted in a 40-yard Janikowski FG that tied it at 10. The Seahawks then went ahead 17-10 after Davis' 1-yard run capped a 5-play, 47-yard drive. The 3rd quarter was all Seattle, who doubled AZ in total plays (18-7) and time of possession (10:05-4:55). With 11:38 to play, the Cards found themselves at their own 20 and down 17-10. A 31-yard Rosen pass to TE Ricky Seals-Jones moved it to the SEA 49 and a 32-yard screen pass to Johnson moved it to the 19. Two plays later from the 22, Rosen hit Chad Williams in the end zone with the game-tying TD with 8:59 to go. After the defense sent Seattle 3-n-out, AZ began its own 24 with 7:11 left. The Cards moved to the SEA27 at the 2:00 warning but Dawson missed from 45. With 1:50 left, the Seahawks took over at their own 25 and out of timeouts. But that was enough for Wilson to move into position for the game-winner.

	1	2	3	4	OT	FINAL	FIELD GOAL BREAKDOWN
SEAHAWKS	7	0	10	3	--	20	S. Janikowski 38WR 52WL (40) (52)
CARDINALS	0	10	0	7	--	17	P.Dawson (23) 50WR 45WR

TEAM	QTR.	TIME	SCORING PLAY	DRIVE	SCORE
Seahawks	1	6:09	M.Davis 20-yard run (Janikowski kick)	6-62	7-0
CARDS	2	14:04	Dawson 23-yard FG	13-68, 5:30	7-3
CARDS	2	1:52	D.Johnson 1-yard run (Dawson kick)	6-58, 3:32	7-10
Seahawks	3	4:59	Janikowski 40-yard FG	14-57, 7:46	10-10
Seahawks	3	1:00	M.Davis 1-yard run (Janikowski kick)	5-47, 2:19	17-10
CARDS	4	8:59	C.Williams 22-yard pass from Rosen (Dawson kick)	5-80, 2:39	17-17
Seahawks	4	0:00	Janikowski 52-yard FG	7-31, 1:50	20-17

STATISTICS

	SEA	AZ
First Downs	19	18
3rd Down Eff. (Pct)	0-10 (0)	5-12 (42)
Total Plays	62	56
Avg. Gain	5.3	4.7
Rushes-Yards	34-171	28-92
Net Passing Yards	160	171
Total Net Yards	331	263
Passing (A-C-I)	26-19-0	27-15-0
Sacked by Opp.	2-12	1-9
Punts-Average	4-47.5	5-50.6
Fumbles-Lost	3-0	2-1
Penalties	8-57	5-38
Time of Possession	31:46	28:14

Weather: Indoors

RUSHING

Seahawks: M. Davis 21-101, 2 TD; Penny 9-49; Wilson 4-21.
CARDS: D.Johnson 22-71, TD; Rosen 2-13; Kirk 1-7; Edmonds 3-1.

PASSING

Seahawks: Wilson 19-26, 172, 0 TD, 0 INT.
CARDS: Rosen 15-27, 180 yds, 1 TD, 0 INT.

RECEIVING

Seahawks: Lockett 5-53; Baldwin 5-42; Davis 4-23; Moore 2-39; Vannett 1-6; Marshall 1-5; Dissly 1-5.
CARDS: Kirk 4-28; D. Johnson 3-42; Fitzgerald 3-28; Seals-Jones 2-52; C.Williams 1-22, TD; Coleman 1-5; Nelson 1-4.

INTERCEPTIONS

Seahawks: None.
CARDS: None.

CARDINALS 2018 GAME SUMMARIES

GAME 5 // CARDINALS 28, 49ERS 18 // OCTOBER 7, 2018 // LEVI'S STADIUM (68,337)

The Cardinals recorded their first victory of 2018 and under head coach Steve Wilks thanks to a 10-point win over in San Francisco. The 49ers scored a TD on the opening drive of the afternoon and enjoyed a decisive edge in most statistical categories. However, the Cards hit on a 75-yard TD pass on their first play from scrimmage and had a 5-0 turnover advantage (3 fumble recoveries and 2 INTs). Three of those takeaways led to touchdowns including a fumble LB Josh Byrnes returned himself for a 4th quarter TD. Arizona DE Chandler Jones was exceptional throughout the game, finishing with 6 tackles, 2 tackles for loss, a sack, forced fumble, fumble recovery and knockdown of a pass on a 4th quarter 2-point try that would have tied the game with 6:51 remaining.

The 49ers began the day by methodically moving the ball on the game's opening drive. Aided by completions of 16 and 25 yards to FB Kyle Juszczyk, San Fran capped the 8-play, 75-yard drive on CJ Beathard's 5-yard shovel pass to RB Matt Breida but led just 6-0 after mishandling the PAT. The Cards wasted no time striking back. On Arizona's 1st offensive snap, Josh Rosen threw it deep to WR Christian Kirk and the 75-yard connection between the rookies put AZ up 7-6. On the 2nd play of the ensuing SF drive, AZ safety Tre Boston made a diving INT to set the Cards up at the SF43 but they could not take advantage. Early in the 2nd quarter, the Niners trailed 7-7 but had advanced to the AZ40. On 1st down from there, RB Raheem Mostert fumbled on a hit by DT Rodney Gunter. CB Patrick Peterson scooped up the loose ball and raced 49 yards down the left sideline to the SF 18. After an 11-yard completion to TE Jermaine Gresham, David Johnson found the end zone on a 2-yard run to put AZ up 14-6.

Early in the 3rd, the 49ers trailed by 8 but had moved to the AZ39. On 1st down from there, Jones came off the edge to strip Beathard in the pocket and recovered the fumble himself. San Fran threatened again on its next series but after reaching the AZ27, the drive stalled and Robbie Gould's 45-yard FG was wide right. On the following possession, the 49ers again moved the ball deep into AZ territory and on 4th-n-goal from the 1, Beathard threw a TD pass to WR Trent Taylor that made it 14-12 with 6:51 left. A 2-point conversion would tie it but on it Jones sniffed out a screen pass and knocked it down at the line. With just under 5 minutes to play, AZ still led 14-12 but the Niners had it at their own 41. LB Haason Reddick then got to Beathard, forcing a fumble that Byrnes picked up and returned 23 yards for a TD that made it 21-12. A minute later, CB Bene Benwikere's INT and 21-yard return to the SF26 set up a 6-yard Johnson TD run 5 plays later that made it 28-12. The Niners then went 76 yards in 10 plays and narrowed the gap with Beathard's 1-yard TD run that made it 28-18 with 1:29 left. But after unsuccessfully executing both a 2-point try and an on-side kick, AZ was able to kneel down the game's remaining time.

	1	2	3	4	OT	FINAL	FIELD GOAL BREAKDOWN
CARDINALS	7	7	0	14	--	28	--
49ERS	6	0	0	12	--	18	R. Gould 45WR

TEAM	QTR.	TIME	SCORING PLAY	DRIVE	SCORE
49ers	1	9:39	Breida 5-yard pass from Beathard (run failed)	8-75, 5:11	0-6
CARDS	1	9:38	Kirk 75-yard pass from Rosen (Dawson kick)	1-75, 0:10	7-6
CARDS	2	11:00	D.Johnson 2-yard run (Dawson kick)	4-18, 2:15	14-6
49ers	4	6:51	T. Taylor 1-yard pass from Beathard (pass failed)	14-83, 5:46	14-12
CARDS	4	4:33	Byrnes 23-yard fumble return (Dawson kick)	--	21-12
CARDS	4	3:21	D.Johnson 6-yard run (Dawson kick)	5-26, 0:27	28-12
49ers	4	1:29	Beathard 1-yard run (pass failed)	10-76, 1:52	28-18

STATISTICS

	AZ	SF
First Downs	10	33
3rd Down Eff. (Pct)	2-12 (17)	10-17 (59)
Total Plays	49	92
Avg. Gain	4.5	4.9
Rushes-Yards	23-56	34-147
Net Passing Yards	164	300
Total Net Yards	220	447
Passing (A-C-I)	25-10-0	54-34-2
Sacked by Opp.	1-6	4-49
Punts-Average	8-39.6	4-44.3
Fumbles-Lost	1-0	4-3
Penalties	5-46	9-65
Time of Possession	19:48	40:12

Weather: Sunny and clear, 79 degrees, 19% humidity, Winds N 15 mph

RUSHING

CARDS: D.Johnson 18-55, 2 TD; Kirk 1-5; Edmonds 1-(-1); Rosen 3-(-3).
 49ers: Morris 18-61; Breida 8-56; Juszczyk 1-12; Mosfert 5-11; Beathard 2-7, TD.

PASSING

CARDS: Rosen 10-15, 170 yds, 1 TD, 0 INT.
 49ers: Beathard 34-54, 349 yds, 2 TD, 2 INT,

RECEIVING

CARDS: Kirk 3-85, TD; Fitzgerald 2-35; C.Williams 2-23; D.Johnson 2-16; Gresham 1-11.
 49ers: T.Taylor 7-61, TD; Juszczyk 6-75; Kittle 5-83; Garcon 5-47; Bourne 4-33; Morris 3-30; Bolden 1-10; James 1-7; Breida 1-5, TD; Mosfert 1-(-2).

INTERCEPTIONS

CARDS: Benwikere 1-21; Boston 1-9.
 49ers: None.

GAME 6 // VIKINGS 27, CARDINALS 17 // OCTOBER 14, 2018 // U.S. BANK STADIUM (66,801)

In week 6 at Minnesota, the Cards & Vikings were tied at 10 in the final minute of the 1st half. But from there the hosts scored 17 straight points on 3 straight possessions (FG-TD-TD) to take a lead that proved insurmountable. In the end, a 10-point Vikings win dropped AZ to 1-5 on the season. The loss came in spite of a strong defensive effort that saw the Cards consistently harass QB Kirk Cousins, knocking down 7 passes, sacking him 4 times, hurrying him on 7 other occasions and forcing a fumble that S Budda Baker returned for a defensive TD. DT Corey Peters had 2 of the sacks while DE Chandler Jones had 1.5.

On their opening series of the game, the Vikings took over at their own 31. They moved to the AZ42 but the Cards stopped them on both 3rd-n-2 and 4th-n-2 from there. On each play, the Cards knocked down Cousins passes at the line, first by DE Benson Mayowa and then by Peters. On the ensuing AZ drive, a 35-yard Josh Rosen to Christian Kirk pass moved it to the MN 11 and set up a 26-yard Phil Dawson FG that made it 3-0. The Vikings responded with a 6-play, 75-yard scoring drive that ended on Latavius Murray's 21-yard TD run to go up 7-3. On the next play from scrimmage, RB David Johnson fumbled and the Vikings recovered at the AZ31. A Peters sack for minus-7 and a Chandler Jones tackle for a 4-yard loss on consecutive plays forced Minnesota to settle for a 37-yard Dan Bailey FG that made it 10-3. Early in the 2nd, the Vikings faced a 3rd-n-1 at their own 40 when Mayowa pressured Cousins forcing a hurried pass that Tre Boston INT'd at the MIN47. On the next play, Rosen connected deep down the left sideline with TE Ricky Seals-Jones on a 40-yard completion to the 7. After an incompletion on 3rd-n-goal from the 1, the Cards went for it but Johnson's run was stopped short of the goal line. On the next MIN drive, Chandler Jones got to Cousins on a sack forcing a fumble that S Budda Baker scooped up and returned 36 yards for a TD that tied the game at 10. In the first half's final seconds, Bailey hit a 48-yard go-ahead FG to put the Vikes up 3 at intermission.

The Vikings opened the 3rd quarter with TDs on their first two drives. First, Cousins capped a 10-play, 75-yard drive with a 13-yard TD pass to WR Adam Thielen. The Vikings started their next drive at the AZ43 and on the first play, Murray rushed 34 yards to the 9. A play later, Cousins ran it around the right end of a 7-yard TD that made it 27-10. Thielen finished the game with 11 catches for 123 yards while Murray gained 155 rushing yards on 24 attempts. The Cards would add a TD in the 4th when Johnson's 1-yard run ended a 7-play, 69-yard drive. On it, Rosen was 5-5 for 68 yards and Seals-Jones and Larry Fitzgerald each had a pair of catches. Arizona could get no closer and would fall by that 27-17 margin.

	1	2	3	4	OT	FINAL	FIELD GOAL BREAKDOWN
CARDINALS	3	7	0	7	--	17	P. Dawson (26)
VIKINGS	7	3	14	0	--	27	D.Bailey (37) (48)

TEAM	QTR.	TIME	SCORING PLAY	DRIVE	SCORE
CARDS	1	8:18	Dawson 26-yard FG	7-49, 2:47	3-0
Vikings	1	5:33	Murray 21-yard run (Bailey kick)	6-75, 2:45	3-7
Vikings	1	2:03	Bailey 37-yard FG	6-12, 3:23	3-10
CARDS	2	4:13	Baker 36-yard fumble recovery (Dawson kick)	--	10-10
Vikings	2	0:07	Bailey 48-yard FG	7-36, 1:13	10-13
Vikings	3	10:06	Thielen 13-yard pass from Cousins (Bailey kick)	10-75, 4:54	10-20
Vikings	3	6:37	Cousins 7-yard run (Bailey kick)	3-43, 1:11	10-27
CARDS	4	6:57	D.Johnson 1-yard run (Dawson kick)	7-69, 2:48	17-27

STATISTICS

	AZ	MIN
First Downs	16	20
3rd Down Eff. (Pct)	0-10 (0)	5-14 (36)
Total Plays	55	70
Avg. Gain	4.9	5.0
Rushes-Yards	20-61	32-195
Net Passing Yards	208	216
Total Net Yards	269	411
Passing (A-C-I)	31-21-1	34-24-1
Sacked by Opp.	4-32	4-17
Punts-Average	6-48.0	5-45.0
Fumbles-Lost	1-1	1-1
Penalties	5-30	9-52
Time of Possession	25:45	34:15

Weather: Indoors

RUSHING

CARDS: D.Johnson 18-55, 1 TD; Edmonds 1-4; Coleman 1-2.
 Vikings: Murray 24-155, TD; Boone 1-20; Cousins 4-14, TD; Diggs 1-9; Ham 1-1; Thomas 1-(-4).

PASSING

CARDS: Rosen 21-31, 240 yds, 0 TD, 1 INT.
 Vikings: Cousins 24-34, 233, 1 TD, 1 INT.

RECEIVING

CARDS: Kirk 6-77; Seals-Jones 5-69; Fitzgerald 5-39; D.Johnson 2-15; Gresham 1-26; Nelson 1-9; C.Williams 1-9.
 Vikings: Thielen 11-123, TD; Treadwell 4-38; Rudolph 4-37; Diggs 3-33; Murray 1-3; Cousins 1-(-1).

INTERCEPTIONS

CARDS: Boston 1-0.
 Vikings: Harris 1-0.

CARDINALS 2018 GAME SUMMARIES

GAME 7 // BRONCOS 45, CARDINALS 10 // OCTOBER 18, 2018 // STATE FARM STADIUM (62,359)

In a Thursday night match-up in AZ, the Broncos started fast and never looked back. They recorded five takeaways and six different Denver players scored touchdowns. That included a pair of defenders who returned 1st quarter INTs for TD that contributed to a 35-point 1st half for Denver. The 45-10 victory upped the Broncos record to 3-4 while the loss dropped the Cards to 1-5 on the season.

The Cardinals' difficulties began almost immediately. On the game's 2nd play from scrimmage, QB Josh Rosen's pass was batted into the air at the line of scrimmage by Denver DE Derek Wolfe; LB Todd Davis hauled it in and returned the INT 20 yards for a TD. Following an Arizona punt, the Broncos offense took the field for the first time and moved from their own 23 to the AZ28 in 5 plays. On a 1st down play from there, WR Emmanuel Sanders took the ball on a reverse and ran to his right before lofting a pass into the end zone that WR Courtland Sutton dove to secure for a TD. Down 14-0, the Cards next drive advanced to the DEN25 thanks to Rosen completions to RB David Johnson, WR Larry Fitzgerald and TE Ricky Seals-Jones. They were stopped on 3rd-n-4 from there and came away with a 43-yard Phil Dawson FG that made it 14-3 with 5:23 in the opening quarter. That was as close as the Cards would get on this night. With just over 2 minutes left in the 1st quarter, the Cards faced a 3rd-n-1 at their own 46. Rosen targeted WR JJ Nelson who was knocked off his route and the ball was instead intercepted by Denver CB Chris Harris who took it 53 yards for a score. Up 21-3, Denver started its next drive on its own 35 early in the 2nd quarter. On the first play, Case Keenum would find a wide-open Sanders deep downfield for a 64-yard TD pass that made it 28-3. The only other points of the 1st half came in the final minute when RB Royce Freeman capped a 15-play, 70-yard drive with his 1-yard run that made it 35-3 at intermission.

The Broncos got the ball to start the 2nd half but CB Patrick Peterson snuffed out that drive with an INT off Keenum, the all-pro CB's 23rd career theft. On the ensuing series, the Cards turned in their best drive of the evening, an 11-play, 63-yard effort that ended when Rosen hit WR Larry Fitzgerald with a 4-yard TD pass. Trailing 35-10, the Cards had another chance to cut into the deficit after forcing a Denver 3-n-out. However, when AZ got the ball back, LB Von Miller forced a Rosen fumble that DE DeMarcus Walker recovered at the AZ43. Two plays later, RB Phillip Lindsay ran 28 yards for a TD that made it 42-10 with 3:23 left in the third. The game's final points came via a 41-yard Brandon McManus FG with 5:35 left in the game that made the final tally 45-10.

	1	2	3	4	OT	FINAL	FIELD GOAL BREAKDOWN
BRONCOS	21	14	7	3	--	45	B. McManus (41)
CARDINALS	3	0	7	0	--	10	P. Dawson (43)

TEAM	QTR.	TIME	SCORING PLAY	DRIVE	SCORE
Broncos	1	14:01	T.Davis 20-yard INT return (McManus kick)	--	7-0
Broncos	1	8:38	Sutton 28-yard pass from Sanders (McManus)	6-77, 3:41	14-0
CARDS	1	5:18	Dawson 43-yard FG	9-61, 3:20	14-3
Broncos	1	2:02	Harris 53-yard INT return (McManus kick)	--	21-3
Broncos	2	14:40	Sanders 64-yard pass from Keenum (McManus kick)	1-64, 0:11	28-3
Broncos	2	0:21	Freeman 1-yard run (McManus kick)	15-70, 6:39	35-3
CARDS	3	8:33	Fitzgerald 4-yard pass from Rosen (Dawson kick)	11-63, 4:11	35-10
Broncos	3	3:32	Lindsay 28-yard run (McManus kick)	3-43, 1:35	42-10
Broncos	4	5:35	McManus 41-yard FG	4-(-11), 2:13	45-10

STATISTICS

	DEN	AZ
First Downs	15	14
3rd Down Eff. (Pct)	5-13 (38)	4-14 (29)
Total Plays	55	66
Avg. Gain	5.6	3.4
Rushes-Yards	31-131	21-69
Net Passing Yards	178	154
Total Net Yards	309	223
Passing (A-C-I)	22-51-1	39-21-3
Sacked by Opp.	2-11	6-40
Punts-Average	6-43.5	6-50.7
Fumbles-Lost	0-0	3-2
Penalties	5-50	7-45
Time of Possession	30:49	29:11

Weather: Clear, 82 degrees, Humidity 27%, Winds North 6 mph.

RUSHING

Broncos: Lindsay 14-90, TD; Freeman 13-37; Keenum 4-4.

CARDS: D.Johnson 14-39; Rosen 1-14; Edmonds 5-9; Nelson 1-7.

PASSING

Broncos: Keenum 14-21, 161 yds, 1 TD, 1 INT; Sanders 1-1, 28, 1TD, 0 INT.

CARDS: Rosen 21-39, 194 yds, 1 TD, 3 INT.

RECEIVING

Broncos: Sanders 6-102, TD; D.Thomas 5-42; Sutton 1-28, TD; LaCrosse 1-12; Lindsay 1-6; Booker 1-(-1).

CARDS: Fitzgerald 4-40, TD; C.Williams 4-34; Kirk 3-57; D.Johnson 3-31; Edmonds 3-12; Seals-Jones 2-12; Nelson 2-8.

INTERCEPTIONS

Broncos: C.Harris 1-53, TD; T.Davis 1-20, TD; Roby 1-0.

ARIZONA CARDINALS 2018 TEAM STATS

Won 1, Lost 6

9/9/2018	L	6-24	Washington Redskins
9/16/2018	L	0-34	at Los Angeles Rams
9/23/2018	L	14-16	Chicago Bears
9/30/2018	L	17-20	Seattle Seahawks
10/7/2018	W	28-18	at San Francisco 49ers
10/14/2018	L	17-27	at Minnesota Vikings
10/18/2018	L	10-45	Denver Broncos

	Arizona	Opponent
Total First Downs	90	162
Rushing	30	59
Passing	49	86
Penalty	11	17
3rd Down: Made/Att	18/78	39/96
3rd Down Pct.	23.1%	40.6%
4th Down: Made/Att	1/6	5/10
4th Down Pct.	16.7%	50.0%
Possession Avg.	24:53	35:07
Total Net Yards	1545	2675
Avg. Per Game	220.7	382.1
Total Plays	368	490
Avg. Per Play	4.2	5.5
Net Yards Rushing	452	1038
Avg. Per Game	64.6	148.3
Total Rushes	140	237
Net Yards Passing	1093	1637
Avg. Per Game	156.1	233.9
Sacked/Yards Lost	19/127	20/135
Gross Yards	1220	1772
Attempts/Completions	209/121	233/161
Completion Pct.	57.9%	69.1%
Had Intercepted	9	6
Punts/Average	42/48.4	28/46.4
Net Punting Avg.	41.2	40.5
Penalties/Yards	46/316	52/381
Fumbles/Ball Lost	10/6	12/6
Touchdowns	12	22
Rushing	5	12
Passing	5	8
Returns	2	2

Score By Periods	Q1	Q2	Q3	Q4	OT	Pts
Team	27	24	7	34	0	92
Opponents	44	60	49	31	0	184

Scoring	TD	Ru	Pa	Rt	PAT	FG	2Pt	Pts
D.Johnson	6	5	1	0	0/0	0/0	0	36
P.Dawson	0	0	0	0	11/11	3/5	0	20
L.Fitzgerald	1	0	1	0	0/0	0/0	0	6
J.Bynes	1	0	0	1	0/0	0/0	0	6
R.Seals-Jones	1	0	1	0	0/0	0/0	0	6
B.Baker	1	0	0	1	0/0	0/0	0	6
C.Williams	1	0	1	0	0/0	0/0	0	6
C.Kirk	1	0	1	0	0/0	0/0	0	6
Team	12	5	5	2	11/11	3/5	0	92
Opponents	22	12	8	2	16/16	10/14	3	184

2-Pt. Conversions: Team 0/ 1, Opponents: 3/ 6

Sacks: C.Jones 6.5, H.Reddick 2.0, B.Mayowa 2.0, C.Peters 2.0, R.Nkemdiche 2.0, B.Baker 1.5, J.Bynes 1.0, Z.Moore 1.0, P.Peterson 1.0, B.Benwikere 0.5, M.Golden 0.5 **Team: 20.0, Opponents: 19.0**

Passing	Att	Cmp	Yds	Cmp%	Yds/Att	TD	TD%	Int	Int%	Long	Sack	Lost	Rating
J.Rosen	129	71	820	55.0%	6.4	3	2.3%	5	3.9%	75t	13/	94	66.0
S.Bradford	80	50	400	62.5%	5.0	2	2.5%	4	5.0%	35t	6/	33	62.5
Team	209	121	1220	57.9%	5.8	5	2.4%	9	4.3%	75t	19/	127	64.7
Opponents	233	161	1772	69.1%	7.6	8	3.4%	6	2.6%	64t	20/	135	92.1

Rushing	No.	Yds	Avg	Long	TD
D.Johnson	106	335	3.2	21	5
C.Edmonds	20	52	2.6	9	0
J.Rosen	7	36	5.1	14	0
C.Kirk	2	12	6.0	7	0
S.Bradford	2	7	3.5	8	0
J.Nelson	1	7	7.0	7	0
D.Coleman	2	3	1.5	2	0
Team	140	452	3.2	21	5
Opponents	237	1038	4.4	34	12

Receiving	No.	Yds	Avg	Long	TD
C.Kirk	28	368	13.1	75t	1
L.Fitzgerald	26	255	9.8	27	1
D.Johnson	20	166	8.3	30	1
R.Seals-Jones	17	204	12.0	40	1
C.Edmonds	12	51	4.3	8	0
C.Williams	9	92	10.2	22t	1
J.Nelson	4	21	5.3	9	0
J.Gresham	3	46	15.3	26	0
D.Coleman	2	17	8.5	12	0
Team	121	1220	10.1	75t	5
Opponents	161	1772	11.0	64t	8

Interceptions	No.	Yds	Avg	Long	TD
T.Boston	3	9	3.0	9	0
P.Peterson	2	0	0.0	0	0
B.Benwikere	1	21	21.0	21	0
Team	6	30	5.0	21	0
Opponents	9	92	10.2	53t	2

Punting	No	Yds	Avg	Net	TB	In	Lg	B
A.Lee	42	2031	48.4	41.2	2	13	61	0
Team	42	2031	48.4	41.2	2	13	61	0
Opponents	28	1299	46.4	40.5	4	11	61	0

Punt Returns	Ret	FC	Yds	Avg	Long	TD
C.Kirk	10	9	78	7.8	44	0
P.Peterson	1	0	7	7.0	7	0
Team	11	9	85	7.7	44	0
Opponents	23	9	260	11.3	60	0

Kickoff Returns	No.	Yds	Avg	Long	TD
B.Williams	10	192	19.2	29	0
T.Logan	3	49	16.3	19	0
Team	13	241	18.5	29	0
Opponents	11	227	20.6	32	0

Field Goals	1-19	20-29	30-39	40-49	50+
P.Dawson	0/ 0	2/ 2	0/ 0	1/ 2	0/ 1
Team	0/ 0	2/ 2	0/ 0	1/ 2	0/ 1
Opponents	0/ 0	2/ 2	2/ 3	5/ 7	1/ 2

Fumbles Lost: S.Bradford 2, D.Johnson 2, J.Rosen 2 **Total: 6**

Opponent Fumble Recoveries: C.Peters 1, P.Peterson 1, J.Bynes 1, C.Jones 1, T.Boston 1, B.Baker 1 **Total: 6**

ARIZONA CARDINALS 2018 DEFENSIVE STATS

(BASED ON COACHES FILM REVIEW)

Name	TT	UT	AT	TFL	Sacks/Yds	INT	PD	FF	FR	QB		SPECIAL TEAMS				
										PRS	HITS	TT	UT	AT	FF	FR
Antoine Bethea	71	59	12	1	-	-	1	-	-	2	2	-	-	-	-	-
Budda Baker	65	53	12	6	1.5/24	-	1	-	1	2	1	4	1	3	-	-
Josh Bynes	55	40	15	2	1/15	-	1	-	1	1	2	-	-	-	-	-
Tre Boston	43	37	6	-	-	3	7	1	1	1	1	-	-	-	-	-
Patrick Peterson	32	30	2	2	1/0	2	2	-	1	-	-	-	-	-	-	-
Chandler Jones	27	21	6	7	6.5/30	-	5	3	1	12	10	-	-	-	-	-
Haason Reddick	26	16	10	3	2/24	-	4	1	-	1	2	2	-	2	-	-
Benson Mayowa	21	13	8	6	2/12	-	2	-	-	5	7	-	-	-	-	-
Corey Peters	21	12	9	4	2/9	-	-	-	1	3	1	-	-	-	-	-
Robert Nkemdiche	21	16	5	7	2/7	-	-	1	-	2	5	-	-	-	-	-
Bene Benwikere	19	13	6	2	.5/15	1	2	1	-	-	-	2	2	-	-	-
Deone Bucannon	14	12	2	-	-	-	1	1	-	3	1	1	1	-	-	-
Gerald Hodges	12	10	2	1	-	-	-	-	-	-	1	3	1	2	-	-
Jamar Taylor	11	10	1	-	-	-	3	-	-	-	-	-	-	-	-	-
Rodney Gunter	11	9	2	4	-	-	-	1	-	-	4	-	-	-	-	-
Zach Moore	7	5	2	1	1/10	-	-	-	-	1	1	-	-	-	-	-
Olsen Pierre	7	4	3	2	-	-	-	-	-	1	-	-	-	-	-	-
Markus Golden	7	5	2	-	.5/4	-	1	-	-	2	1	-	-	-	-	-
Rudy Ford	4	2	2	-	-	-	-	-	-	-	-	6	5	1	-	-
Garrison Smith	2	2	-	1	-	-	-	-	-	-	-	-	-	-	-	-
Jacques Smith	2	1	1	-	-	-	-	-	-	-	1	-	-	-	-	-
Ifeadi Odenigbo	1	-	1	-	-	-	-	-	-	-	-	-	-	-	-	-
Zeke Turner	-	-	-	-	-	-	-	-	-	-	-	11	10	1	-	-
Dennis Gardeck	-	-	-	-	-	-	-	-	-	-	-	4	3	1	-	-
Brandon Williams	-	-	-	-	-	-	-	-	-	-	-	3	3	-	-	-
Chase Edmonds	-	-	-	-	-	-	-	-	-	-	-	2	1	1	-	-
Derrick Coleman	-	-	-	-	-	-	-	-	-	-	-	2	2	-	-	-
Joe Walker	-	-	-	-	-	-	-	-	-	-	-	2	2	-	-	-
Andy Lee	-	-	-	-	-	-	-	-	-	-	-	1	1	-	-	-
Aaron Brewer	-	-	-	-	-	-	-	-	-	-	-	1	-	1	-	-
Trent Sherfield	-	-	-	-	-	-	-	-	-	-	-	1	1	-	-	-
Deatrick Nichols	-	-	-	-	-	-	-	-	-	-	-	1	1	-	-	-

Miscellaneous:

Josh Bynes: 23-yard fumble return for a TD @ San Francisco, October 7

Budda Baker: 36-yard fumble return for a TD @ Minnesota, October 14

2018 ARIZONA CARDINALS REGULAR SEASON GAME-BY-GAME OFFENSIVE STATS

	9/9 vs. Was	9/16 @ LAR	9/23 vs. Chi	9/30 vs. Sea	10/7 @ SF	10/14 @ Min	10/18 vs. Den	10/28 vs. SF	11/11 @ KC	11/18 vs. Oak	11/25 @ LAC	12/2 @ GB	12/9 vs. Det	12/16 @ Atl	12/23 vs. LAR	12/30 @ Sea	Totals
Points	6	0	14	17	28	17	10										92
1st Qtr	0	0	14	0	7	3	3										27
2nd Qtr	0	0	0	10	7	7	0										24
3rd Qtr	0	0	0	0	0	0	7										7
4th Qtr	6	0	0	7	14	7	0										34
Overtime	0	0	0	0	0	0	0										0
TDs (Ru-P-Ret)	1-0-0	0-0-0	0-2-0	1-1-0	2-1-1	1-0-1	0-1-0										5-5-2
PATs (M/A)	0-0	0-0	2-2	2-2	4-4	2-2	1-1										11-11
2PT Convs (M/A)	0-1	0-0	0-0	0-0	0-0	0-0	0-0										0-1
FGs (M/A)	0-0	0-0	0-0	1-3	0-0	1-1	1-1										3-5
Safeties	0	0	0	0	0	0	0										0
First Downs	14	5	13	18	10	16	14										90
Rushing	7	1	3	6	4	5	4										30
Passing	6	4	8	9	5	9	8										49
Penalty	1	0	2	3	1	2	2										11
3rd Down Conv (M/A)	1-8	3-12	3-10	5-12	2-12	0-10	4-14										18-78
3rd Down Conv Pct	12.5%	25.0%	30.0%	41.7%	16.7%	0.0%	28.6%										23.1%
4th Down Conv (M/A)	0-1	1-1	0-1	0-0	0-0	0-2	0-1										1-6
4th Down Conv Pct	0.0%	100.0%	0.0%	0.0%	0.0%	0.0%	0.0%										16.7%
Red Zone Conv (M/A)	1-2	0-0	0-0	2-3	2-2	1-3	1-1										7-11
Red Zone Conv Pct	50.0%	0.0%	0.0%	66.7%	100.0%	33.3%	100.0%										63.6%
Goal to Go Conv (M/A)	1-2	0-0	0-0	1-1	1-1	1-2	1-1										5-7
Goal to Go Conv Pct	50.0%	0.0%	0.0%	100.0%	100.0%	50.0%	100.0%										71.4%
Total Net Yards	213	137	221	263	220	269	223										1545
Total Off. Plays	51	43	48	56	49	55	66										368
Avg. Gain Per Play	4.2	3.2	4.6	4.7	4.5	4.9	3.4										4.2
Net Yards Rushing	68	54	53	92	56	61	69										452
Total Rushing Plays	15	15	18	28	23	20	21										140
Avg. Gain Per Rush	4.5	3.6	2.9	3.3	2.4	3.1	3.3										3.2
Net Yards Passing	145	83	168	171	164	208	154										1093
Times Sacked	2	1	4	1	1	4	6										19
Yards Lost on Sacks	8	7	25	9	6	32	40										127
Gross Yards Passing	153	90	193	180	170	240	194										1220
Pass Attempts	34	27	26	27	25	31	39										209
Pass Completions	20	17	17	15	10	21	21										121
Completion Pct	58.8%	63.0%	65.4%	55.6%	40.0%	67.7%	53.9%										57.9%
Avg. Gain Per Pass	4.0	3.0	5.6	6.1	6.3	5.9	3.4										4.8
Interceptions	1	1	3	0	0	1	3										9
Fumbles / Fum. Lost	1-1	0-0	2-1	2-1	1-0	1-1	3-2										10-6
Penalties	9	9	6	5	5	5	7										46
Penalty Yards	67	47	43	38	46	30	45										316
Punts	5	8	4	5	8	6	6										42
Gross Punting Average	52.6	50.4	50.8	50.6	39.6	48.0	50.7										48.4
Touchbacks	1	0	1	0	0	0	0										2
Inside20	3	1	1	1	5	1	1										13
Punts Blocked	0	0	0	0	0	0	0										0
Net Punting Average	46.2	33.8	39.8	42.8	39.3	43.7	46.8										41.2
Punt Returns	2	0	2	1	1	3	2										11
Punt Return Yards	44	0	7	0	0	17	17										85
Punt Return Avg.	22.0	0.0	3.5	0.0	0.0	5.7	8.5										7.7
Fair Catches	2	0	0	1	1	1	4										9
Kickoff Returns	0	3	0	2	0	3	5										13
Kickoff Return Yards	0	49	0	55	0	60	77										241
Kickoff Return Avg.	0.0	16.3	0.0	27.5	0.0	20.0	15.4										18.5
Time of Possession	21:52	25:52	23:39	28:14	19:48	25:38	29:11										24:53
Kickoffs-EZ-TB	2-1-0	1-1-0	3-3-3	4-1-1	5-4-3	4-3-3	3-1-1										22-14-11

2018 ARIZONA CARDINALS REGULAR SEASON GAME-BY-GAME DEFENSIVE STATS

	9/9 vs. Was	9/16 @ LAR	9/23 vs. Chi	9/30 vs. Sea	10/7 @ SF	10/14 @ Min	10/18 vs. Den	10/28 vs. SF	11/11 @ KC	11/18 vs. Oak	11/25 @ LAC	12/2 @ GB	12/9 vs. Det	12/16 @ Atl	12/23 vs. LAR	12/30 @ Sea	Totals
Points	24	34	16	20	18	27	45										184
1st Qtr	0	0	0	7	6	10	21										44
2nd Qtr	21	19	3	0	0	3	14										60
3rd Qtr	0	8	10	10	0	14	7										49
4th Qtr	3	7	3	3	12	0	3										31
Overtime	0	0	0	0	0	0	0										0
TDs (Ru-P-Ret)	1-2-0	3-1-0	1-0-0	2-0-0	1-2-0	2-1-0	2-2-2										12-8-2
PATs (M/A)	3-3	1-1	1-1	2-2	0-0	3-3	6-6										16-16
2PT Convs (M/A)	0-0	3-3	0-0	0-0	0-3	0-0	0-0										3-6
FGs (M/A)	1-1	1-1	3-4	2-4	0-1	2-2	1-1										10-14
Safeties	0	0	0	0	0	0	0										0
First Downs	30	24	21	19	33	20	15										162
Rushing	10	8	7	11	9	8	6										59
Passing	13	14	11	6	22	12	8										86
Penalty	7	2	3	2	2	0	1										17
3rd Down Conv (M/A)	6-13	8-15	5-14	0-10	10-17	5-14	5-13										39-96
3rd Down Conv Pct	46.2%	53.3%	35.7%	0.0%	58.8%	35.7%	38.5%										40.6%
4th Down Conv (M/A)	1-1	1-3	1-1	1-2	1-2	0-1	0-0										5-10
4th Down Conv Pct	100.0%	33.3%	100.0%	50.0%	50.0%	0.0%	0.0%										50.0%
Red Zone Conv (M/A)	3-4	4-6	1-3	1-2	3-3	2-3	1-2										15-23
Red Zone Conv Pct	75.0%	66.7%	33.3%	50.0%	100.0%	66.7%	50.0%										65.2%
Goal to Go Conv (M/A)	1-1	2-3	1-2	1-1	3-3	1-1	1-1										10-12
Goal to Go Conv Pct	100.0%	66.7%	50.0%	100.0%	100.0%	100.0%	100.0%										83.3%
Total Net Yards	429	432	316	331	447	411	309										2675
Total Off. Plays	75	67	69	62	92	70	55										490
Avg. Gain Per Play	5.7	6.4	4.6	5.3	4.9	5.9	5.6										5.5
Net Yards Rushing	182	90	122	171	147	195	131										1038
Total Rushing Plays	42	33	31	34	34	32	31										237
Avg. Gain Per Rush	4.3	2.7	3.9	5.0	4.3	6.1	4.2										4.4
Net Yards Passing	247	342	194	160	300	216	178										1637
Times Sacked	3	2	3	2	4	4	2										20
Yards Lost on Sacks	8	12	26	12	49	17	11										135
Gross Yards Passing	255	354	220	172	349	233	189										1772
Pass Attempts	30	32	35	26	54	34	22										233
Pass Completions	21	24	24	19	34	24	15										161
Completion Pct	70.0%	75.0%	68.6%	73.1%	63.0%	70.6%	68.2%										69.1%
Avg. Gain Per Pass	7.5	10.1	5.1	5.7	5.2	5.7	7.4										6.5
Interceptions	0	1	1	0	2	1	1										6
Fumbles / Fum. Lost	3-1	0-0	1-1	3-0	4-3	1-1	0-0										12-6
Penalties	9	5	7	8	9	9	5										52
Penalty Yards	63	49	45	57	65	52	50										381
Punts	4	2	3	4	4	5	6										28
Gross Punting Average	46.5	51.0	52.7	47.5	44.3	45.0	43.5										46.4
Touchbacks	0	1	1	1	1	0	0										4
Inside20	2	1	1	2	1	2	2										11
Punts Blocked	0	0	0	0	0	0	0										0
Net Punting Average	35.5	41.0	43.7	42.5	39.3	41.6	40.7										40.5
Punt Returns	2	6	2	4	3	3	3										23
Punt Return Yards	12	133	24	39	3	26	23										260
Punt Return Avg.	6.0	22.2	12.0	9.8	1.0	8.7	7.7										11.3
Fair Catches	2	1	1	1	1	2	1										9
Kickoff Returns	2	1	0	3	2	1	2										11
Kickoff Return Yards	24	22	0	65	61	17	38										227
Kickoff Return Avg.	12.0	22.0	0.0	21.7	30.5	17.0	19.0										20.6
Time of Possession	38:08	34:08	36:21	31:46	40:12	34:22	30:49										35:07
Kickoffs-EZ-TB	5-5-5	5-2-2	5-5-5	4-3-2	4-3-3	6-5-3	8-6-3										37-29-23

THE LAST TIME // REGULAR SEASON

RUSHING

200 Yards Rushing

By Cardinals: 228, Beanie Wells at St. Louis, Nov. 27, 2011 (27 att., TD)
By Opponent: 228, Clinton Portis at Denver, Dec. 29, 2002 (24 att., 2 TD)

150 Yards Rushing

By Cardinals: 159, Adrian Peterson at San Francisco, Nov. 5, 2017 (37 att., 0 TD)
By Opponent: 155, Latavius Murray at Minnesota, Oct. 14, 2018 (24 att., TD)

100 Yards Rushing

By Cardinals: 159, Adrian Peterson at San Francisco, Nov. 5, 2017 (37 att. 0 TD)
By Opponent: 155, Latavius Murray at Minnesota, Oct. 14, 2018 (24 att., TD)

Two 100-Yard Rushers

By Cardinals: 126 yards, Ottis Anderson/102 yards, Wayne Morris at New Orleans, Oct. 5, 1980
By Opponent: 128 yards, Marshawn Lynch/108 yards, Robert Turbin at Seattle, Dec. 9, 2012

Three Rushing Touchdowns

By Cardinals: David Johnson at Seattle, Dec. 24, 2016 (2, 1, 1 yard)
By Opponent: Todd Gurley at LA Rams, Sept. 16, 2018 (11, 1, 2 yards)

Two Rushing Touchdowns

By Cardinals: David Johnson at San Francisco, Oct. 7, 2018 (2, 6 yards)
By Opponent: Mike Davis, Sept. 30, 2018 (20, 2 yards)

PASSING

500 Yards Passing

By Cardinals: 522, Boomer Esiason at Washington, Nov. 10, 1996-OT (35 comp., 59 att.)
By Opponent: Never happened

400 Yards Passing

By Cardinals: 421, Carson Palmer at Pittsburgh, Oct. 18, 2015 (29 comp., 45 att.)
By Opponent: 411, Nick Foles vs. Philadelphia, Oct. 26, 2014 (36 comp., 62 att.)

300 Yards Passing

By Cardinals: 357, Carson Palmer vs. San Francisco, Oct. 1, 2017 (33 comp., 51 att.)
By Opponent: 349, C.J. Beathard at San Francisco, Oct. 7, 2018 (34 comp., 54 att.)

Six Touchdown Passes

By Cardinals: Charley Johnson vs. New Orleans, Nov. 2, 1969 (32, 14, 28, 31, 26, 14 yards)
By Opponent: Brett Favre at NY Jets, Sept. 28, 2008 (12, 34, 2, 17, 40, 24 yards)

Five Touchdown Passes

By Cardinals: Kurt Warner at Chicago, Nov. 8, 2009 (11, 6, 17, 15, 4 yards)
By Opponent: Brett Favre (6) at NY Jets, Sept. 28, 2008 (12, 34, 2, 17, 40, 24 yards)

Four Touchdown Passes

By Cardinals: Carson Palmer vs. Cincinnati, Nov. 22, 2015 (18, 64, 18, 16 yards)
By Opponent: Carson Wentz at Philadelphia, Oct. 8, 2017 (15, 11, 59, 72 yards)

Three Touchdown Passes

By Cardinals: Blaine Gabbert at Houston, Nov. 19, 2017 (20, 11, 28 yards)
By Opponent: Ryan Fitzpatrick vs. Tampa Bay, Oct. 15, 2017 (4, 10, 37 yards)

RECEIVING

200 Yards Receiving

By Cardinals: 217, Anquan Boldin at Detroit, Sept. 7, 2003 (10 receptions, 2 TD)
By Opponent: 226, Demaryius Thomas at Denver, Oct. 5, 2014 (8 rec., 2 TD)

150 Yards Receiving

By Cardinals: 196, John Brown at Pittsburgh, Oct. 18, 2015 (10 rec.)
By Opponent: 159, Brandin Cooks at LA Rams, Sept. 16, 2018 (7 rec.)

100 Yards Receiving

By Cardinals: 119, Larry Fitzgerald vs. NY Giants, Dec. 24, 2017 (9 rec.)
By Opponent: 102, Emmanuel Sanders vs. Denver, Oct. 18, 2018 (6 rec., TD)

Two 100-Yard Receivers

By Cardinals: 133, Larry Fitzgerald (12 rec.), 101, Michael Floyd (5 rec.) vs. San Francisco, Nov. 13, 2016
By Opponent: 139, Luke Willson (3 rec., 2 TD), 113, Doug Baldwin (7 rec.), vs. Seattle, Dec. 21, 2014

Four Receiving Touchdowns

By Cardinals: Roy Green vs. Seattle, Nov. 13, 1983 (15, 23, 7, 63 yards)
By Opponent: Earnest Gray vs. NY Giants, Sept. 7, 1980 (10, 37, 42, 20 yards)

Three Receiving Touchdowns

By Cardinals: Larry Fitzgerald at Chicago, Sept. 20, 2015 (8, 28, 9 yards)
By Opponent: Greg Olsen at Chicago, Nov. 8, 2009 (33, 3, 20 yards)

Two Receiving Touchdowns

By Cardinals: Ricky Seals-Jones at Houston, Nov. 19, 2017 (11, 28 yards)
By Opponent: Doug Baldwin at Seattle, Dec. 31, 2017 (18, 29 yards)

10 or More Receptions in a Game

By Cardinals: Larry Fitzgerald (10 for 98 yards) vs. LA Rams, Dec. 3, 2017
By Opponent: Adam Thielen (11 for 123 yards) at Minnesota, Oct. 14, 2018

COMBOS

100-Yard Rusher/100-Yard Receiver

By Cardinals: Adrian Peterson, 134 rushing yards/Larry Fitzgerald, 138 receiving yards vs. Tampa Bay, Oct. 15, 2017
By Opponent: Latavius Murray, 155 rushing yards/Adam Thielen, 123 receiving yards at Minnesota, Oct. 14, 2018

100-Yard Rusher/Two 100-Yard Receivers

By Cardinals: Johnny Johnson, 103 rushing yards/Ernie Jones, 117 receiving yards/Roy Green, 120 receiving yards vs. Green Bay, Nov. 18, 1990
By Opponent: Marshawn Lynch, 113 rushing yards/Luke Willson, 139 receiving yards/Doug Baldwin, 113 receiving yards vs. Seattle, Dec. 21, 2014

100-Yard Rusher/100-Yard Receiver/300-Yard Passer

By Cardinals: Chris Johnson, 109 rushing yards/Michael Floyd, 106 receiving yards/Carson Palmer 374 passing yards at Cleveland, Nov. 1, 2015
By Opponent: Marshawn Lynch, 113 rushing yards/Luke Willson, 139 receiving yards/Doug Baldwin, 113 receiving yards/Russell Wilson, 339 passing yards vs. Seattle, Dec. 21, 2014

Two 100-Yard Receivers/300-Yard Passer

By Cardinals: Larry Fitzgerald, 133; Michael Floyd, 101; Carson Palmer, 376, vs. San Francisco, Nov. 13, 2016
By Opponent: Luke Willson, 139; Doug Baldwin, 113; Russell Wilson, 339, vs. Seattle, Dec. 21, 2014

SCORING

Four Total Touchdowns

By Cardinals: Ronald Moore vs. LA Rams, Dec. 5, 1993 (4 rush)
By Opponent: Brian Westbrook at Philadelphia, Nov. 27, 2008 (2 rush, 2 rec.)

Three Total Touchdowns

By Cardinals: David Johnson at Seattle, Dec. 24, 2016 (3 rush)
By Opponent: Todd Gurley at LA Rams, Sept. 16, 2018 (3 rush)

Two-Point Conversion

By Cardinals: Larry Fitzgerald reception vs. Jacksonville, Nov. 26, 2017
By Opponent: Malcolm Brown reception at LA Rams, Sept. 16, 2018

Safety

By Cardinals: Calais Campbell sacked Blaine Gabbert in end zone at San Francisco, Oct. 6, 2016
By Opponent: Kam Chancellor tackled Adrian Peterson in end zone vs. Seattle, Nov. 9, 2017

KICKING

Six Field Goals

By Cardinals: Neil Rackers vs. San Francisco, Oct. 2, 2005 (40, 45, 48, 23, 43, 24 yards)
By Opponent: Never happened

Five Field Goals

By Cardinals: Phil Dawson at Washington, Dec. 17, 2017 (40, 35, 19, 34, 32 yards)
By Opponent: Robbie Gould vs. San Francisco, Oct. 1, 2017 (49, 39, 47, 48, 23 yards)

Four Field Goals

By Cardinals: Phil Dawson at Seattle, Dec. 31, 2017 (49, 46, 53, 42 yards)
By Opponent: Greg Zuerlein vs. LA Rams, Dec. 3, 2017 (56, 20, 24, 41 yards)

Three Field Goals

By Cardinals: Phil Dawson (4) at Seattle, Dec. 31, 2017 (49, 46, 53, 42 yards)
By Opponent: Cody Parkey vs. Chicago, Sept. 23, 2018 (20, 41, 43 yards)

Missed Point-After-Touchdown

By Cardinals: Phil Dawson vs. NY Giants, Dec. 24, 2017 (wide right)
By Opponent: Greg Zuerlein vs. LA Rams, Dec. 3, 2017 (wide left)

THE LAST TIME // REGULAR SEASON

Blocked Punt

By Cardinals: Quentin Groves at New England, Sept. 16, 2012 (Zoltan Mesko punt)
By Opponent: Chase Reynolds at LA Rams, Jan. 1, 2017 (Matt Wile punt)

Blocked Punt Return For Touchdown

By Cardinals: Monty Beisel (Sean Morey block) vs. Dallas, Oct. 12, 2008, three yards (Mat McBriar punt)
By Opponent: DeDe Dorsey (DeDe Dorsey block) at Cincinnati, Nov. 18, 2007, 19 yards (Mike Barr punt)

Blocked Field Goal Attempt

By Cardinals: Rodney Gunter at Seattle, Dec. 24, 2016 (Steven Hauschka 45-yard attempt)
By Opponent: Michael Brockers vs. LA Rams, Dec. 3, 2017 (Phil Dawson 45-yard attempt)

Blocked Field Goal Attempt For Touchdown

By Cardinals: Justin Bethel (Adrian Wilson block) vs. Chicago, Dec. 23, 2012, 82 yards (Olindo Mare kick)
By Opponent: Mike Bass (Verlon Biggs block) at Washington, Sept. 24, 1972, 32 yards (Jim Bakken kick)

RETURNS

Punt Return For Touchdown

By Cardinals: Ted Ginn, Jr. at NY Giants, Sept. 14, 2014, 71 yards (Steve Weatherford punt)
By Opponent: Nick Miller at St. Louis, Nov. 27, 2011, 88 yards (Dave Zastudil punt)

Kickoff Return For Touchdown

By Cardinals: David Johnson at Chicago, Sept. 20, 2015, 108 yards (Robbie Gould kickoff)
By Opponent: Tyler Lockett at Seattle, Dec. 31, 2017, 99 yards (Phil Dawson kickoff)

Interception Return For Touchdown

By Cardinals: Justin Bethel at Detroit, Sept. 10, 2017 (82 yards, Matthew Stafford pass)
By Opponent: Chris Harris Jr. and Todd Davis vs. Denver, Oct. 18, 2018 (53 yards, Josh Rosen pass; 20 yards, Josh Rosen pass)

Fumble Return For Touchdown

By Cardinals: Budda Baker at Minnesota, Oct. 14, 2018, 36 yards (Kirk Cousins fumble)
By Opponent: Calais Campbell vs. Jacksonville, Nov. 26, 2017, 10 yards (Blaine Gabbert fumble)

DEFENSE

Four Interceptions

By Cardinals: Kwamie Lassiter vs. San Diego, Dec. 27, 1998
By Opponent: Never happened

Three Interceptions

By Cardinals: Antrel Rolle at Cincinnati, Nov. 18, 2007
By Opponent: Marcus Trufant at Seattle, Dec. 9, 2007

Two Interceptions

By Cardinals: Antoine Bethea vs. NY Giants, Dec. 24, 2017
By Opponent: Ross Cockrell vs. NY Giants, Dec. 24, 2017

Two Interceptions By Teammates

By Cardinals: At Washington, Oct. 16, 1994 (Aeneas Williams and James Williams)
By Opponent: At Seattle, Dec. 9, 2012 (Richard Sherman and Bobby Wagner)

Four Quarterback Sacks

By Cardinals: Bertrand Berry vs. NY Giants, Nov. 14, 2004
By Opponent: Cameron Wake (4.5) vs. Miami, Sept. 30, 2012

Three Quarterback Sacks

By Cardinals: Dwight Freeney vs. Green Bay, Dec. 27, 2015
By Opponent: Demarcus Lawrence vs. Dallas, Sept. 25, 2017

Two QB Sacks By Teammates

By Cardinals: at San Francisco, Oct. 6, 2016 (Markus Golden 2.0, Calais Campbell 2.0)
By Opponent: vs. Denver, Oct. 18, 2018 (Von Miller 2.0, Bradley Chubb 2.0)

Two Opponent Fumble Recoveries

By Cardinals: Jeraud Powers vs. Green Bay, Dec. 27, 2015
By Opponent: J.J. Watt vs. Houston, Nov. 10, 2013

TEAM SCORING

50 Points Scored By Team

By Cardinals: St. Louis 56 at Minnesota 14, Oct. 6, 1963
By Opponent: At Seattle 58, Arizona 0, Dec. 9, 2012

40 Points Scored

By Cardinals: Arizona 44, at LA Rams 6, Jan. 1, 2017
By Opponent: Denver 45, at Arizona 10, Oct. 18, 2018

20 First-Quarter Points

By Cardinals: 21 vs. San Francisco, Sept. 10, 2006
By Opponent: 21 vs. Denver, Oct. 18, 2018

20 Second-Quarter Points

By Cardinals: 24 vs. Tampa Bay, Sept. 18, 2016
By Opponent: 21 vs. Washington, Sept. 9, 2018

20 Third-Quarter Points

By Cardinals: 21 vs. Green Bay, Dec. 27, 2015
By Opponent: 21 at San Francisco, Jan. 2, 2011

20 Fourth-Quarter Points

By Cardinals: 20 at Seattle, Dec. 24, 2016
By Opponent: 27 vs. Tampa Bay, Oct. 15, 2017

30 One-Half Points

By Cardinals: 31 in first half vs. San Francisco, Sept. 27, 2015
By Opponent: 35 in first half vs. Denver, Oct. 18, 2018

Score Touchdown In Each Quarter

By Cardinals: vs. Tampa Bay, Oct. 15, 2017 (14, 10, 7, 7 points)
By Opponent: at Atlanta, Nov. 27, 2016 (7, 10, 7, 14 points)

OFFENSE

500 Yards Total Offense

By Cardinals: 524 at St. Louis, Dec. 6, 2015
By Opponent: 596 vs. Seattle, Dec. 21, 2014

No Sacks/No Interceptions Allowed

By Cardinals: vs. NY Jets, Oct. 17, 2016
By Opponent: at Kansas City, Nov. 21, 2010

DEFENSE

Shutout

By Cardinals: Arizona 23, vs. NY Giants 0, Dec. 24, 2017 (State Farm Stadium)
By Opponent: Arizona 0, at LA Rams 34, Sept. 16, 2018 (Los Angeles Memorial Coliseum)

Shutout At Home

By Cardinals: Arizona 23, vs. NY Giants 0, Dec. 24, 2017 (State Farm Stadium)
By Opponent: Arizona 0, vs. Seattle 38, Sept. 14, 2003 (Sun Devil Stadium)

Shutout On The Road

By Cardinals: Arizona 38, at Dallas 0, Nov. 16, 1970 (Cotton Bowl)
By Opponent: Arizona 0, at LA Rams 34, Sept. 16, 2018 (Los Angeles Memorial Coliseum)

MISCELLANEOUS

Overtime Win At Home

By Cardinals: Oct. 1, 2017 vs. San Francisco, 18-15 (State Farm Stadium)
By Opponent: Oct. 14, 2012 vs. Buffalo, 19-16 (State Farm Stadium)

Overtime Win On The Road

By Cardinals: Sept. 17, 2017 at Indianapolis, 16-13 (Lucas Oil Stadium)
By Opponent: Nov. 7, 2010 at Minnesota, 27-24 (Metrodome)

10 Or More Penalties

By Cardinals: 10, vs. Jacksonville, Nov. 26, 2017 (98 yards)
By Opponent: 10, vs. NY Giants, Dec. 24, 2017 (101 yards)

Tie Game

By Cardinals: Oct. 23, 2016 vs. Seattle, 6-6

Over 40:00 Time of Possession (Non-OT)

By Cardinals: 42:50 at Seattle, Oct. 18, 2009
By Opponent: 40:12 at San Francisco, Oct. 7, 2018

ARIZONA CARDINALS 2018 PARTICIPATION

No.	Player	Washington	at LA Rams	Chicago	Seattle	at San Francisco	at Minnesota	Denver	San Francisco	at Kansas City	Oakland	at LA Chargers	at Green Bay	Detroit	at Atlanta	LA Rams	at Seattle	GP/GS/DNP/IA	Total
70	Aboushi, Oday	-	-	-	-	-	-	-	-	-	-	-	-	-	-	-	-	0-0-0-0	
36	Baker, Budda	SS	SS	SS	SS	SS	SS	SS	-	-	-	-	-	-	-	-	-	7-7-0-0	
58	Bello, B.J.	PS	PS	-	-	-	-	-	-	-	-	-	-	-	-	-	-	N/A	
23	Benwikere, Bené	P	P	P	CB	CB	CB	CB	-	-	-	-	-	-	-	-	-	7-4-0-0	
41	Bethea, Antoine	FS	FS	FS	FS	FS	FS	FS	-	-	-	-	-	-	-	-	-	7-7-0-0	
33	Boston, Tre	S	S	S	S	S	S	IAJ	-	-	-	-	-	-	-	-	-	6-6-0-1	
9	Bradford, Sam	QB	QB	QB	IA	IA	IA	IA	-	-	-	-	-	-	-	-	-	3-3-0-4	
46	Brewer, Aaron	P	P	P	P	P	P	P	-	-	-	-	-	-	-	-	-	7-0-0-0	
20	Bucannon, Deone	WLB	P	P	WLB	P	P	P	-	-	-	-	-	-	-	-	-	7-2-0-0	
57	Bynes, Josh	MLB	MLB	MLB	MLB	MLB	MLB	MLB	-	-	-	-	-	-	-	-	-	7-7-0-0	
52	Cash, Jeremy	IR	IR	IR	IR	IR	IR	IR	-	-	-	-	-	-	-	-	-	N/A	
75	Clausell, Blaine	DNP	P	DNP	P	IA	IA	DNP	-	-	-	-	-	-	-	-	-	2-0-3-2	
64	Cole, Mason	C	C	C	C	C	C	C	-	-	-	-	-	-	-	-	-	7-7-0-0	
32	Coleman, Derrick	FB	P	P	P	P	P	P	-	-	-	-	-	-	-	-	-	7-1-0-0	
27	Cox, Demetrius	PS	PS	PS	PS	-	-	-	-	-	-	-	-	-	-	-	-	N/A	
79	Cunningham, Korey	IA	IA	IA	IA	IA	IA	DNP	-	-	-	-	-	-	-	-	-	0-0-1-6	
4	Dawson, Phil	P	P	P	P	P	P	P	-	-	-	-	-	-	-	-	-	7-0-0-0	
29	Edmonds, Chase	P	P	P	P	P	P	P	-	-	-	-	-	-	-	-	-	7-0-0-0	
11	Fitzgerald, Larry	WR	WR	WR	WR	WR	WR	WR	-	-	-	-	-	-	-	-	-	7-7-0-0	
30	Ford, Rudy	P	P	IAJ	P	P	P	S	-	-	-	-	-	-	-	-	-	6-1-0-1	
37	Foster, D.J.	IR	IR	IR	IR	IR	IR	IR	-	-	-	-	-	-	-	-	-	N/A	
69	Friend, Kyle	-	-	-	-	-	-	PS	-	-	-	-	-	-	-	-	-	N/A	
92	Gardeck, Dennis	P	P	P	P	P	P	P	-	-	-	-	-	-	-	-	-	7-0-0-0	
7	Glennon, Mike	IA	IA	IA	DNP	DNP	DNP	DNP	-	-	-	-	-	-	-	-	-	0-0-4-3	
44	Golden, Markus	IAJ	IAJ	DE	DE	IAJ	DE	DE	-	-	-	-	-	-	-	-	-	4-4-0-3	
84	Gresham, Jermaine	IAJ	IAJ	P	TE	TE	TE	TE	-	-	-	-	-	-	-	-	-	5-4-0-2	
95	Gunter, Rodney	P	P	P	P	DT	P	DT	-	-	-	-	-	-	-	-	-	7-2-0-0	
58	Harris, Nigel	-	-	PS	PS	-	-	-	-	-	-	-	-	-	-	-	-	N/A	
51	Hodges, Gerald	P	SLB	SLB	P	P	P	P	-	-	-	-	-	-	-	-	-	7-2-0-0	
85	Holmes, Gabe	TE	TE	P	TE	TE	P	P	-	-	-	-	-	-	-	-	-	7-4-0-0	
60	House, Will	PS	PS	PS	PS	PS	PS	-	-	-	-	-	-	-	-	-	-	N/A	
74	Humphries, D.J.	LT	LT	LT	LT	LT	LT	LT	-	-	-	-	-	-	-	-	-	7-7-0-0	
76	Iupati, Mike	LG	LG	LG	LG	LG	LG	IAJ	-	-	-	-	-	-	-	-	-	6-6-0-1	
94	James, Alec	PS	PS	PS	-	-	-	-	-	-	-	-	-	-	-	-	-	N/A	
31	Johnson, David	RB	RB	RB	RB	RB	RB	RB	-	-	-	-	-	-	-	-	-	7-7-0-0	
55	Jones, Chandler	DE	DE	DE	DE	DE	DE	DE	-	-	-	-	-	-	-	-	-	7-7-0-0	
25	Jones, Chris	PS	PS	PS	PS	PS	PS	PS	-	-	-	-	-	-	-	-	-	N/A	
96	Kamalu, Ufomba	-	-	-	PS	PS	PS	PS	-	-	-	-	-	-	-	-	-	N/A	
6	Kanoff, Charles	PS	PS	PS	PS	PS	PS	PS	-	-	-	-	-	-	-	-	-	N/A	
13	Kirk, Christian	P	P	WR	P	WR	WR	P	-	-	-	-	-	-	-	-	-	7-3-0-0	
2	Lee, Andy	P	P	P	P	P	P	P	-	-	-	-	-	-	-	-	-	7-0-0-0	
22	Logan, T.J.	IAJ	P	IA	IA	IA	IA	IA	-	-	-	-	-	-	-	-	-	1-0-0-6	
50	Martin, Gabe	IR	IR	IR	IR	IR	IR	IR	-	-	-	-	-	-	-	-	-	N/A	
91	Mayowa, Benson	DE	DE	P	P	DE	P	P	-	-	-	-	-	-	-	-	-	7-3-0-0	
93	Moats, Arthur	IR	IR	IR	IR	IR	-	-	-	-	-	-	-	-	-	-	-	N/A	
56	Moore, Zach	P	P	P	P	P	P	P	-	-	-	-	-	-	-	-	-	7-0-0-0	
62	Munyer, Daniel	DNP	DNP	P	P	P	P	RG	-	-	-	-	-	-	-	-	-	5-1-2-0	
14	Nelson, J.J.	P	P	P	P	P	P	WR	-	-	-	-	-	-	-	-	-	7-1-0-0	
39	Nichols, Deatrick	IA	P	IA	IA	P	PS	IA	-	-	-	-	-	-	-	-	-	2-0-0-4	
90	Nkemdiche, Robert	DT	DT	DT	DT	IAJ	DT	P	-	-	-	-	-	-	-	-	-	6-5-0-1	
97	Odenigbo, Ifeadi	-	-	-	IA	P	IA	IA	-	-	-	-	-	-	-	-	-	1-0-0-3	
42	Owens, Jonathan	IR	IR	IR	IR	IR	IR	IR	-	-	-	-	-	-	-	-	-	N/A	
35	Penny, Elijah	PS	PS	-	-	-	-	-	-	-	-	-	-	-	-	-	-	N/A	
98	Peters, Corey	DT	DT	DT	DT	DT	DT	DT	-	-	-	-	-	-	-	-	-	7-7-0-0	
21	Peterson, Patrick	CB	CB	CB	CB	CB	CB	CB	-	-	-	-	-	-	-	-	-	7-7-0-0	
72	Pierre, Olsen	P	IAJ	IAJ	P	P	P	P	-	-	-	-	-	-	-	-	-	5-0-0-2	
35	Pleasant, Eddie	-	-	-	-	-	-	-	-	-	-	-	-	-	-	-	-	0-0-0-0	
67	Pugh, Justin	RG	RG	RG	RG	RG	RG	DNP	-	-	-	-	-	-	-	-	-	6-6-1-0	
43	Reddick, Haason	P	P	P	P	WLB	WLB	SLB	-	-	-	-	-	-	-	-	-	7-3-0-0	
18	Reedy, Bernard	-	-	-	-	PS	PS	-	-	-	-	-	-	-	-	-	-	N/A	
3	Rosen, Josh	DNP	DNP	P	QB	QB	QB	QB	-	-	-	-	-	-	-	-	-	5-4-2-0	
86	Seals-Jones, Ricky	TE	TE	TE	P	P	P	TE	-	-	-	-	-	-	-	-	-	7-4-0-0	
61	Shelton, Coleman	-	-	-	-	-	-	PS	-	-	-	-	-	-	-	-	-	N/A	
16	Sherfield, Trent	P	IA	P	P	P	IA	P	-	-	-	-	-	-	-	-	-	5-0-0-2	
53	Shipley, A.Q.	IR	IR	IR	IR	IR	IR	IR	-	-	-	-	-	-	-	-	-	N/A	
34	Simmons, Jalen	-	-	PS	PS	PS	PS	-	-	-	-	-	-	-	-	-	-	N/A	
71	Smith, Andre	RT	IAJ	IAJ	IAJ	RT	RT	RT	-	-	-	-	-	-	-	-	-	4-4-0-3	
97	Smith, Garrison	P	P	-	-	-	-	-	-	-	-	-	-	-	-	-	-	2-0-0-0	
96	Smith, Jacques	P	P	P	-	-	-	-	-	-	-	-	-	-	-	-	-	3-0-0-0	
65	Tasini, Pasoni	PS	PS	PS	PS	PS	PS	PS	-	-	-	-	-	-	-	-	-	N/A	
28	Taylor, Jamar	CB	CB	CB	P	P	P	P	-	-	-	-	-	-	-	-	-	7-3-0-0	
27	Thompson, Darian	-	-	-	-	PS	-	-	-	-	-	-	-	-	-	-	-	N/A	
17	Tolliver, Jalen	PS	PS	PS	PS	PS	PS	PS	-	-	-	-	-	-	-	-	-	N/A	
47	Turner, Zeke	P	P	P	P	P	P	P	-	-	-	-	-	-	-	-	-	7-0-0-0	
89	Vollert, Andrew	PS	PS	PS	PS	PS	PS	PS	-	-	-	-	-	-	-	-	-	N/A	
68	Vujnovich, Jeremy	IA	DNP	P	IA	IA	P	IAJ	-	-	-	-	-	-	-	-	-	2-0-1-4	
59	Walker, Joe	-	-	P	P	P	P	P	-	-	-	-	-	-	-	-	-	5-0-0-0	
73	Wetzel, John	P	RT	RT	RT	P	P	LG	-	-	-	-	-	-	-	-	-	7-4-0-0	
34	Wilds, Brandon	-	-	-	-	-	-	PS	-	-	-	-	-	-	-	-	-	N/A	
26	Williams, Brandon	P	P	P	P	P	P	P	-	-	-	-	-	-	-	-	-	7-0-0-0	
10	Williams, Chad	P	WR	WR	WR	P	WR	P	-	-	-	-	-	-	-	-	-	7-4-0-0	
12	Wright, Kendall	-	-	-	-	-	IA	-	-	-	-	-	-	-	-	-	-	0-0-0-1	

P-Played, Position-Started, INJ-Injured, DNP-Did Not Play, IA-Inactive, IAJ-Inactive/Injured, IR-Injured Reserve, PS-Practice Squad,

2018 ARIZONA CARDINALS STARTERS

Opponent, Date	OFFENSE										
	WR	LT	LG	C	RG	RT	TE	TE	QB	RB	FB
Washington, Sep. 9	Fitzgerald WR	Humphries LT	Iupati LG	Cole C	Pugh RG	Smith RT	Seals-Jones TE	Holmes WR	Bradford QB	Johnson RB	Coleman TE
at LA Rams, Sep. 16	Fitzgerald WR	Humphries LT	Iupati LG	Cole C	Pugh RG	Wetzel RT	Seals-Jones TE	Williams WR	Bradford QB	Johnson RB	Holmes WR
Chicago, Sep. 23	Fitzgerald WR	Humphries LT	Iupati LG	Cole C	Pugh RG	Wetzel RT	Seals-Jones TE	Williams WR	Bradford QB	Johnson RB	Kirk TE
Seattle, Sep. 30	Fitzgerald WR	Humphries LT	Iupati LG	Cole C	Pugh RG	Wetzel RT	Gresham TE	Williams WR	Rosen QB	Johnson RB	Holmes WR
at San Francisco, Oct. 7	Fitzgerald WR	Humphries LT	Iupati LG	Cole C	Pugh RG	Smith RT	Gresham TE	Kirk WR	Rosen QB	Johnson RB	Holmes WR
at Minnesota, Oct. 14	Fitzgerald WR	Humphries LT	Iupati LG	Cole C	Pugh RG	Smith RT	Gresham TE	Williams WR	Rosen QB	Johnson RB	Kirk TE
Denver, Oct. 18	Fitzgerald WR	Humphries LT	Wetzel LG	Cole C	Munyer RG	Smith RT	Seals-Jones TE	Nelson WR	Rosen QB	Johnson RB	Gresham WR
San Francisco, Oct. 28											
at Kansas City, Nov. 11											
Oakland, Nov. 18											
at LA Chargers, Nov. 25											
at Green Bay, Dec. 2											
Detroit, Dec. 9											
at Atlanta, Dec. 16											
LA Rams, Dec. 23											
at Seattle, Dec. 30											

Opponent, Date	DEFENSE										
	DE	DT	DT	DE	LB	LB	S	CB	CB	SS	FS
Washington, Sep. 9	Mayowa	Peters	Nkemdiche	Jones	Bynes	Bucannon	Boston	Peterson	Taylor	Baker	Bethea
at LA Rams, Sep. 16	Mayowa	Peters	Nkemdiche	Jones	Bynes	Hodges	Boston	Peterson	Taylor	Baker	Bethea
Chicago, Sep. 23	Golden	Peters	Nkemdiche	Jones	Bynes	Hodges	Boston	Peterson	Taylor	Baker	Bethea
Seattle, Sep. 30	Golden	Peters	Nkemdiche	Jones	Bynes	Bucannon	Boston	Peterson	Benwikere	Baker	Bethea
at San Francisco, Oct. 7	Mayowa	Peters	Gunter	Jones	Bynes	Reddick	Boston	Peterson	Benwikere	Baker	Bethea
at Minnesota, Oct. 14	Golden	Peters	Nkemdiche	Jones	Bynes	Reddick	Boston	Peterson	Benwikere	Baker	Bethea
Denver, Oct. 18	Golden	Peters	Nkemdiche	Jones	Bynes	Reddick	Boston	Peterson	Benwikere	Baker	Bethea
San Francisco, Oct. 28											
at Kansas City, Nov. 11											
Oakland, Nov. 18											
at LA Chargers, Nov. 25											
at Green Bay, Dec. 2											
Detroit, Dec. 9											
at Atlanta, Dec. 16											
LA Rams, Dec. 23											
at Seattle, Dec. 30											

2018 ARIZONA CARDINALS INACTIVES

Washington, Sep. 9

OL Korey Cunningham
QB Mike Glennon
DE Markus Golden
TE Jermaine Gresham
RB T.J. Logan
CB Deatrick Nichols
OL Jeremy Vujnovich

at LA Rams, Sep. 16

OL Korey Cunningham
QB Mike Glennon
DE Markus Golden
TE Jermaine Gresham
DT Olsen Pierre
WR Trent Sherfield
OL Andre Smith

Chicago, Sep. 23

OL Korey Cunningham
S Rudy Ford
QB Mike Glennon
RB T.J. Logan
CB Deatrick Nichols
DT Olsen Pierre
OL Andre Smith

Seattle, Sep. 30

QB Sam Bradford
OL Korey Cunningham
RB T.J. Logan
CB Deatrick Nichols
DE Ifeadi Odenigbo
OL Andre Smith
OL Jeremy Vujnovich

at San Francisco, Oct. 7

QB Sam Bradford
OL Blaine Clausell
OL Korey Cunningham
DE Markus Golden
RB T.J. Logan
DT Robert Nkemdiche
OL Jeremy Vujnovich

at Minnesota, Oct. 14

QB Sam Bradford
OL Blaine Clausell
OL Korey Cunningham
RB T.J. Logan
DE Ifeadi Odenigbo
WR Trent Sherfield
WR Kendall Wright

Denver, Oct. 18 (Thu.)

S Tre Boston
QB Sam Bradford
OL Mike Iupati
RB T.J. Logan
CB Deatrick Nichols
DE Ifeadi Odenigbo
OL Jeremy Vujnovich

San Francisco, Oct. 28

at Kansas City, Nov. 11

Oakland, Nov. 18

at LA Chargers, Nov. 25

at Green Bay, Dec. 2

Detroit, Dec. 9

at Atlanta, Dec. 16

LA Rams, Dec. 23

at Seattle, Dec. 30

ROSTER BY POSITION

No.	Name	Pos.	College	Ht.	Wt.	Age	NFL Exp.
<u>Defensive Line (8)</u>							
44	Golden, Markus	DE	Missouri	6-3	260	27	4
95	Gunter, Rodney	DT	Delaware State	6-5	305	26	4
55	Jones, Chandler	DE	Syracuse	6-5	265	28	7
91	Mayowa, Benson	DE	Idaho	6-3	265	27	6
56	Moore, Zach	DE	Concordia-St. Paul	6-6	275	28	2
90	Nkemdiche, Robert	DT	Mississippi	6-4	296	24	3
98	Peters, Corey	DT	Kentucky	6-3	305	30	9
72	Pierre, Olsen	DT	Miami	6-5	293	27	2
<u>Linebackers (7)</u>							
20	Bucannon, Deone	\$LB	Washington State	6-1	211	26	5
57	Bynes, Josh	LB	Auburn	6-1	235	29	7
92	Gardeck, Dennis	LB	Sioux Falls	6-0	242	24	R
51	Hodges, Gerald	LB	Penn State	6-2	236	27	6
43	Reddick, Haason	LB	Temple	6-1	235	24	2
47	Turner, Zeke	LB	Washington	6-2	214	22	R
59	Walker, Joe	LB	Oregon	6-2	236	25	3
<u>Cornerbacks (4)</u>							
23	Benwikere, Bené	CB	San Jose State	6-0	195	26	5
21	Peterson, Patrick	CB	LSU	6-1	203	28	8
28	Taylor, Jamar	CB	Boise State	5-11	192	28	6
26	Williams, Brandon	CB	Texas A&M	6-0	200	26	3
<u>Safeties (5)</u>							
36	Baker, Budda	S	Washington	5-10	195	22	2
41	Bethea, Antoine	S	Howard	5-11	206	33	13
33	Boston, Tre	S	North Carolina	6-1	205	26	5
30	Ford, Rudy	S	Auburn	6-0	204	23	2
35	Pleasant, Eddie	S	Oregon	5-10	210	29	6
<u>Long Snapper (1)</u>							
46	Brewer, Aaron	LS	San Diego State	6-5	232	28	7
<u>Punter (1)</u>							
2	Lee, Andy	P	Pittsburgh	6-1	185	35	15
<u>Kicker (1)</u>							
4	Dawson, Phil	K	Texas	5-11	200	43	20
<u>Offensive Line (11)</u>							
70	Aboushi, Oday	OL	Virginia	6-5	315	27	5
75	Clausell, Blaine	OL	Mississippi State	6-6	330	26	1
64	Cole, Mason	OL	Michigan	6-5	307	22	R
79	Cunningham, Korey	OL	Cincinnati	6-6	311	23	R
74	Humphries, D.J.	OL	Florida	6-5	307	24	4
76	Iupati, Mike	OL	Idaho	6-5	331	31	9
62	Munyer, Daniel	OL	Colorado	6-1	305	26	2
67	Pugh, Justin	OL	Syracuse	6-5	311	28	6
71	Smith, Andre	OL	Alabama	6-4	325	31	10
68	Vujnovich, Jeremy	OL	Louisiana College	6-5	300	28	3
73	Wetzel, John	OL	Boston College	6-7	328	27	3
<u>Tight Ends (3)</u>							
84	Gresham, Jermaine	TE	Oklahoma	6-5	260	30	9
85	Holmes, Gabe	TE	Purdue	6-5	255	27	1
86	Seals-Jones, Ricky	TE	Texas A&M	6-5	243	23	2
<u>Running Backs (4)</u>							
32	Coleman, Derrick	FB	UCLA	6-0	233	29	5
29	Edmonds, Chase	RB	Fordham	5-9	205	22	R
31	Johnson, David	RB	Northern Iowa	6-1	224	26	4
22	Logan, T.J.	RB	North Carolina	5-10	195	23	2
<u>Wide Receivers (5)</u>							
11	Fitzgerald, Larry	WR	Pittsburgh	6-3	218	34	15
13	Kirk, Christian	WR	Texas A&M	5-11	200	21	R
14	Nelson, J.J.	WR	UAB	5-10	160	26	4
16	Sherfield, Trent	WR	Vanderbilt	6-1	205	22	R
10	Williams, Chad	WR	Grambling State	6-1	204	24	2
<u>Quarterbacks (3)</u>							
9	Bradford, Sam	QB	Oklahoma	6-4	224	30	9
7	Glennon, Mike	QB	N.C. State	6-6	225	28	6
3	Rosen, Josh	QB	UCLA	6-4	218	21	R

2018 ARIZONA CARDINALS HOW THEY WERE BUILT

	DRAFT	TRADES	WAIVERS	FREE AGENTS
2004	Larry Fitzgerald (1)			
2011	Patrick Peterson (1)			
2014	Deone Bucannon (1)			
2015	D.J. Humphries (1) Markus Golden (2) David Johnson (3) Rodney Gunter (4) J.J. Nelson (5b)			Jermaine Gresham Mike Iupati (SF) Corey Peters (Atl) Olsen Pierre A.Q. Shipley John Wetzell
2016	Robert Nkemdiche (1) Brandon Williams (3)	Chandler Jones (NE)		Aaron Brewer Daniel Munyer
2017	Haason Reddick (1) Budda Baker (2) Chad Williams (3) T.J. Logan (5b) Rudy Ford (6)			Antoine Bethea Josh Byrnes Phil Dawson (SF) D.J. Foster Gabe Holmes Andy Lee Ricky Seals-Jones (R)
2018	Josh Rosen (1) Christian Kirk (2) Mason Cole (3) Chase Edmonds (4) Korey Cunningham (7)	Jamar Taylor (Cle)	Jeremy Cash (Cle) Blaine Clausell (Car) Jeremy Vujnovich (Ind)	Oday Aboushi Bené Benwikere (Dal) Tre Boston Sam Bradford (Min) Derrick Coleman (Atl) Dennis Gardeck (R) Mike Glennon Gerald Hodges Benson Mayowa Zach Moore Deatrick Nichols (R) Jonathan Owens (R) Eddie Pleasant Justin Pugh (NYG) Trent Sherfield (R) Andre Smith (Cin) Zeke Turner (R) Joe Walker

ARIZONA CARDINALS 2018 DEPTH CHART

(AS PREPARED BY TEAM'S MEDIA RELATIONS DEPARTMENT)

OFFENSE

WR	11 Larry Fitzgerald	<u>13 Christian Kirk</u>	<u>16 Trent Sherfield</u>
LT	74 D.J. Humphries	73 John Wetzel	<u>79 Korey Cunningham</u>
LG	76 Mike Iupati	70 Oday Aboushi	
C	<u>64 Mason Cole</u>	62 Daniel Munyer	
RG	67 Justin Pugh	68 Jeremy Vujnovich	
RT	71 Andre Smith	75 Blaine Clausell	
TE	86 Ricky Seals-Jones	84 Jermaine Gresham	85 Gabe Holmes
WR	10 Chad Williams	14 J.J. Nelson	
QB	<u>3 Josh Rosen</u>	7 Mike Glennon	9 Sam Bradford
RB	31 David Johnson	<u>29 Chase Edmonds</u>	22 T.J. Logan
FB	32 Derrick Coleman		

DEFENSE

DE	44 Markus Golden	91 Benson Mayowa	
DT	98 Corey Peters	90 Robert Nkemdiche	
DT	95 Rodney Gunter	72 Olsen Pierre	
DE	55 Chandler Jones	56 Zach Moore	
SLB	43 Haason Reddick	<u>92 Dennis Gardeck</u>	59 Joe Walker
MLB	57 Josh Bynes	<u>47 Zeke Turner</u>	
WLB	20 Deone Bucannon	51 Gerald Hodges	
CB	21 Patrick Peterson	26 Brandon Williams	
CB	23 Bené Benwikere	28 Jamar Taylor	
SS	36 Budda Baker	30 Rudy Ford	35 Eddie Pleasant
FS	41 Antoine Bethea	33 Tre Boston	

SPECIALISTS

K	4 Phil Dawson	
P	2 Andy Lee	
LS	46 Aaron Brewer	
H	2 Andy Lee	
KR	26 Brandon Williams	22 T.J. Logan
PR	<u>13 Christian Kirk</u>	22 T.J. Logan

NOTE: Rookies are underlined

PRONUNCIATIONS

Oday Aboushi	OH-day / ah-BOO-shee	Mike Iupati	yoo-PAH-tee
Bené Benwikere	beh-NAY / ben-WICK-er-ee	Benson Mayowa	may-OH-uh
Antoine Bethea	ANN-twahn / buh-THAY	Robert Nkemdiche	kim-DEE-chee
Deone Bucannon	day-OWN	Haason Reddick	ha-SAHN
Blaine Clausell	claw-ZELL	Jeremy Vujnovich	VIEW-nuh-vitch

ARIZONA CARDINALS NUMERICAL ROSTER

No.	Name	Pos.	Ht.	Wt.	Age	NFL Exp.	College	How Acquired	2018 GP-GS-DNP-IA
2	Andy Lee	P	6-1	185	35	15	Pittsburgh	FA-17	7-0-0-0
3	Josh Rosen	QB	6-4	218	21	R	UCLA	D1-18	5-4-2-0
4	Phil Dawson	K	5-11	200	43	20	Texas	UFA-17 (SF)	7-0-0-0
7	Mike Glennon	QB	6-6	225	28	6	N.C. State	FA-18	0-0-4-3
9	Sam Bradford	QB	6-4	224	30	9	Oklahoma	UFA-18 (Min)	3-3-0-4
10	Chad Williams	WR	6-1	204	24	2	Grambling	D3-17	7-4-0-0
11	Larry Fitzgerald	WR	6-3	218	35	15	Pittsburgh	D1-04	7-7-0-0
13	Christian Kirk	WR	5-11	200	21	R	Texas A&M	D2-18	7-3-0-0
14	J.J. Nelson	WR	5-10	160	26	4	UAB	D5b-15	7-1-0-0
16	Trent Sherfield	WR	6-1	205	22	R	Vanderbilt	FA-18	5-0-0-2
20	Deone Bucannon	\$LB	6-1	211	26	5	Washington State	D1-14	7-2-0-0
21	Patrick Peterson	CB	6-1	203	28	8	LSU	D1-11	7-7-0-0
22	T.J. Logan	RB	5-10	195	24	2	North Carolina	D5b-17	1-0-0-6
23	Bené Benwikere	CB	6-0	195	27	5	San Jose State	UFA-18 (Dal)	7-4-0-0
26	Brandon Williams	CB	6-0	200	26	3	Texas A&M	D3-16	7-0-0-0
28	Jamar Taylor	CB	5-11	192	28	6	Boise State	TR-18 (Cle)	7-3-0-0
29	Chase Edmonds	RB	5-9	205	22	R	Fordham	D4-18	7-0-0-0
30	Rudy Ford	S	6-0	204	23	2	Auburn	D6-17	6-1-0-1
31	David Johnson	RB	6-1	224	26	4	Northern Iowa	D3-15	7-7-0-0
32	Derrick Coleman	FB	6-0	233	28	5	UCLA	UFA-18 (Atl)	7-1-0-0
33	Tre Boston	S	6-1	205	26	5	North Carolina	FA-18	6-6-0-1
35	Eddie Pleasant	S	5-10	210	29	6	Oregon	FA-18	0-0-0-0
36	Budda Baker	S	5-10	195	22	2	Washington	D2-17	7-7-0-0
41	Antoine Bethea	S	5-11	206	34	13	Howard	FA-17	7-7-0-0
43	Haason Reddick	LB	6-1	235	24	2	Temple	D1-17	7-3-0-0
44	Markus Golden	DE	6-3	260	27	4	Missouri	D2-15	4-4-0-3
46	Aaron Brewer	LS	6-5	232	28	7	San Diego State	FA-16	7-0-0-0
47	Zeke Turner	LB	6-2	214	22	R	Washington	FA-18	7-0-0-0
51	Gerald Hodges	LB	6-2	236	27	6	Penn State	FA-18	7-2-0-0
55	Chandler Jones	DE	6-5	265	28	7	Syracuse	TR-16 (NE)	7-7-0-0
56	Zach Moore	DE	6-6	275	28	2	Concordia-St. Paul	FA-18	7-0-0-0
57	Josh Bynes	LB	6-1	235	29	7	Auburn	FA-17	7-7-0-0
59	Joe Walker	LB	6-2	236	25	3	Oregon	FA-18	5-0-0-0
62	Daniel Munyer	OL	6-1	305	26	2	Colorado	FA-16	5-1-2-0
64	Mason Cole	OL	6-5	307	22	R	Michigan	D3-18	7-7-0-0
67	Justin Pugh	OL	6-5	311	28	6	Syracuse	UFA-18 (NYG)	6-6-1-0
68	Jeremy Vujnovich	OL	6-5	300	28	3	Louisiana College	WV-18 (Ind)	2-0-1-4
70	Oday Aboushi	OL	6-5	315	27	5	Virginia	FA-18	0-0-0-0
71	Andre Smith	OL	6-4	325	31	10	Alabama	UFA-18 (Cin)	4-4-0-3
72	Olsen Pierre	DT	6-5	293	27	2	Miami	FA-15	5-0-0-2
73	John Wetzel	OL	6-7	328	27	3	Boston College	FA-15	7-4-0-0
74	D.J. Humphries	OL	6-5	307	24	4	Florida	D1-15	7-7-0-0
75	Blaine Clausell	OL	6-6	330	26	1	Mississippi State	WV-18 (Car)	2-0-3-2
76	Mike Iupati	OL	6-5	331	31	9	Idaho	UFA-15 (SF)	6-6-0-1
79	Korey Cunningham	OL	6-6	311	23	R	Cincinnati	D7-18	0-0-1-6
84	Jermaine Gresham	TE	6-5	260	30	9	Oklahoma	FA-15	5-4-0-2
85	Gabe Holmes	TE	6-5	255	27	1	Purdue	FA-17	7-4-0-0
86	Ricky Seals-Jones	TE	6-5	243	23	2	Texas A&M	FA-17	7-4-0-0
90	Robert Nkemdiche	DT	6-4	296	24	3	Mississippi	D1-16	6-5-0-1
91	Benson Mayowa	DE	6-3	265	27	6	Idaho	FA-18	7-3-0-0
92	Dennis Gardeck	LB	6-0	242	24	R	Sioux Falls	FA-18	7-0-0-0
95	Rodney Gunter	DT	6-5	305	26	4	Delaware State	D4-15	7-2-0-0
98	Corey Peters	DT	6-3	305	30	9	Kentucky	UFA-15 (Atl)	7-7-0-0

2018 Coaching Staff

Head Coach: **Steve Wilks**

Assistants: **Al Holcomb** (Defensive Coordinator), **Byron Leftwich** (Offensive Coordinator), **Jeff Rodgers** (Special Teams Coordinator), **Chris Achuff** (Asst. Defensive Line), **Terry Allen** (Bill Bidwill Fellowship/RBs), **Ray Brown** (Offensive Line), **Alonso Escalante** (Defensive Quality Control), **Larry Foote** (Linebackers), **Kevin Garver** (Wide Receivers), **Charlie Harbison** (Asst. Defensive Backs), **Steve Heiden** (Asst. Offensive Line), **Don Johnson** (Sr. Asst./Defensive Line), **Randall McCray** (Asst. Special Teams), **David Merritt, Sr.** (Defensive Backs), **Jason Michael** (Tight Ends), **Buddy Morris** (Strength & Conditioning), **Troy Rothenbuhler** (Offensive Quality Control), **Vernon Stephens** (Asst. Strength and Conditioning), **Cameron Turner** (Offensive Asst.), **Kirby Wilson** (Running Backs)

ARIZONA CARDINALS ALPHABETICAL ROSTER

No.	Name	Pos.	Ht.	Wt.	Birthdate	NFL Exp.	College	Hometown
70	Aboushi, Oday	OL	6-5	315	6/5/1991	5	Virginia	Brooklyn, NY
36	Baker, Budda	S	5-10	195	1/10/1996	2	Washington	Bellevue, WA
23	Benwikere, Bené	CB	6-0	195	9/3/1991	5	San Jose State	Fontana, CA
41	Bethea, Antoine	S	5-11	206	7/27/1984	13	Howard	Newport News, VA
33	Boston, Tre	S	6-1	205	6/25/1992	5	North Carolina	Ft. Myers, FL
9	Bradford, Sam	QB	6-4	224	11/8/1987	9	Oklahoma	Oklahoma City, OK
46	Brewer, Aaron	LS	6-5	232	7/5/1990	7	San Diego State	Fullerton, CA
20	Bucannon, Deone	\$LB	6-1	211	8/30/1992	5	Washington State	Fairfield, CA
57	Bynes, Josh	LB	6-1	235	8/24/1989	7	Auburn	Lauderdale Lakes, FL
75	Clausell, Blaine	OL	6-6	330	1/31/1992	1	Mississippi State	Mobile, AL
64	Cole, Mason	OL	6-5	307	3/28/1996	R	Michigan	Tarpon Springs, FL
32	Coleman, Derrick	FB	6-0	233	10/18/1990	5	UCLA	Fullerton, CA
79	Cunningham, Korey	OL	6-6	311	5/17/1995	R	Cincinnati	Montevallo, AL
4	Dawson, Phil	K	5-11	200	1/23/1975	20	Texas	Austin, TX
29	Edmonds, Chase	RB	5-9	205	4/13/1996	R	Fordham	Harrisburg, PA
11	Fitzgerald, Larry	WR	6-3	218	8/31/1983	15	Pittsburgh	Minneapolis, MN
30	Ford, Rudy	S	6-0	204	11/1/1994	2	Auburn	Big Cove, AL
92	Gardeck, Dennis	LB	6-0	242	8/9/1994	R	Sioux Falls	Lake in the Hills, IL
7	Glennon, Mike	QB	6-6	225	12/12/1989	6	N.C. State	Fairfax County, VA
44	Golden, Markus	DE	6-3	260	3/13/1991	4	Missouri	St. Louis, MO
84	Gresham, Jermaine	TE	6-5	260	6/16/1988	9	Oklahoma	Ardmore, OK
95	Gunter, Rodney	DT	6-5	305	1/19/1992	4	Delaware State	Lake Hamilton, FL
51	Hodges, Gerald	LB	6-2	236	1/17/1991	6	Penn State	Paulsboro, NJ
85	Holmes, Gabe	TE	6-5	255	3/29/1991	1	Purdue	Miramar, FL
74	Humphries, D.J.	OL	6-5	307	12/28/1993	4	Florida	Charlotte, NC
76	Iupati, Mike	OL	6-5	331	5/12/1987	9	Idaho	Vaitogi, American Samoa
31	Johnson, David	RB	6-1	224	12/16/1991	4	Northern Iowa	Clinton, IA
55	Jones, Chandler	DE	6-5	265	2/27/1990	7	Syracuse	Endicott, NY
13	Kirk, Christian	WR	5-11	200	11/18/1996	R	Texas A&M	Scottsdale, AZ
2	Lee, Andy	P	6-1	185	8/11/1982	15	Pittsburgh	Westminster, SC
22	Logan, T.J.	RB	5-10	195	9/3/1994	2	North Carolina	Greensboro, NC
91	Mayowa, Benson	DE	6-3	265	8/3/1991	6	Idaho	Inglewood, CA
56	Moore, Zach	DE	6-6	275	9/5/1990	2	Concordia-St. Paul	Chicago, IL
62	Munyer, Daniel	OL	6-1	305	3/4/1992	2	Colorado	Harbor City, CA
14	Nelson, J.J.	WR	5-10	160	4/24/1992	4	UAB	Midfield, AL
90	Nkemdiche, Robert	DT	6-4	296	9/19/1994	3	Mississippi	Loganville, GA
98	Peters, Corey	DT	6-3	305	6/8/1988	9	Kentucky	Louisville, KY
21	Peterson, Patrick	CB	6-1	203	7/11/1990	8	LSU	Pompano Beach, FL
72	Pierre, Olsen	DT	6-5	293	8/27/1991	2	Miami	Rahway, NJ
35	Pleasant, Eddie	S	5-10	210	12/17/1988	6	Oregon	Compton, CA
67	Pugh, Justin	OL	6-5	311	8/15/1990	6	Syracuse	Holland, PA
43	Reddick, Haason	LB	6-1	235	9/22/1994	2	Temple	Camden, NJ
3	Rosen, Josh	QB	6-4	218	2/10/1997	R	UCLA	Manhattan Beach, CA
86	Seals-Jones, Ricky	TE	6-5	243	3/15/1995	2	Texas A&M	Sealy, TX
16	Sherfield, Trent	WR	6-1	205	2/26/1996	R	Vanderbilt	Danville, IL
71	Smith, Andre	OL	6-4	325	1/25/1987	10	Alabama	Birmingham, AL
28	Taylor, Jamar	CB	5-11	192	9/29/1990	6	Boise State	San Diego, CA
47	Turner, Zeke	LB	6-2	214	6/9/1996	R	Washington	Pasadena, MD
68	Vujnovich, Jeremy	OL	6-5	300	10/12/1990	3	Louisiana College	Belle Chasse, LA
59	Walker, Joe	LB	6-2	236	12/11/1992	3	Oregon	Palos Verdes, CA
73	Wetzel, John	OL	6-7	328	7/18/1991	3	Boston College	Pittsburgh, PA
26	Williams, Brandon	CB	6-0	200	9/9/1992	3	Texas A&M	Brookshire, TX
10	Williams, Chad	WR	6-1	204	10/19/1994	2	Grambling State	Baton Rouge, LA

Injured Reserve

No.	Name	Pos.	Ht.	Wt.	Birthdate	NFL Exp.	College	Injury/Date Listed
52	Cash, Jeremy	LB	6-0	230	12/9/1992	3	Duke	Knee/August 14
37	Foster, D.J.	RB	6-0	195	11/22/1993	3	Arizona State	Knee/August 28
50	Martin, Gabe	LB	6-2	236	6/5/1992	3	Bowling Green	Achilles/May 2
42	Owens, Jonathan	S	5-11	210	7/22/1995	R	Missouri Western	Knee/June 12
53	Shipley, A.Q.	OL	6-1	307	5/22/1986	7	Penn State	Knee/August 7

Practice Squad

No.	Name	Pos.	Ht.	Wt.	Birthdate	NFL Exp.	College	Hometown
69	Friend, Kyle	OL	6-2	305	4/3/1994	1	Temple	Carlisle, PA
25	Jones, Chris	CB	6-0	200	8/13/1995	R	Nebraska	Jacksonville, FL
96	Kamalu, Ufomba	DE	6-6	295	11/2/1992	3	Miami	Fayetteville, GA
6	Kanoff, Charles	QB	6-4	219	10/6/1994	R	Princeton	Pacific Palisades, CA
39	Nichols, Deatrick	CB	5-10	189	6/8/1994	R	South Florida	Miami, FL
61	Shelton, Coleman	OL	6-4	299	7/28/1995	R	Washington	Pasadena, CA
65	Tasini, Pasoni	DT	6-3	307	5/31/1993	1	Utah	Wailuku, HI
17	Tolliver, Jalen	WR	6-3	210	12/30/1995	R	Arkansas-Monticello	Rayville, LA
89	Vollert, Andrew	TE	6-5	245	3/15/1995	R	Weber State	San Mateo, CA
34	Wilds, Brandon	RB	6-0	220	7/22/1993	2	South Carolina	Chapin, SC



2018 NFL STANDINGS AND SCHEDULE



	W	L	T	Div	Conf	Wk 1	Wk 2	Wk 3	Wk 4	Wk 5	Wk 6	Wk 7	Wk 8	Wk 9	Wk 10	Wk 11	Wk 12	Wk 13	Wk 14	Wk 15	Wk 16	Wk 17	
NFC EAST	Washington	4	2	0	1-0	4-1	at AZ	IND	GB	(BYE)	at NO	CAR	DAL	at NYG	ATL	at TB	HOU	at Dal	at Phi	WAS	at Jac	at Ten	PHI
	Philadelphia	3	4	0	1-0	2-3	ATL	at TB	IND	at Ten	MIN	at NYG	CAR	at Jac	(BYE)	DAL	at NO	NYG	WAS	at Dal	at LAR	HOU	at Was
	Dallas	3	4	0	1-0	2-3	at Car	NYG	at Sea	DET	at Hou	JAC	at Was	(BYE)	TEN	at Phi	at Atl	WAS	NO	PHI	at Ind	TB	at NYG
	NY Giants	1	6	0	0-2	0-5	JAC	at Dal	at Hou	NO	at Car	PHI	at Atl	WAS	(BYE)	at SF	TB	at Phi	CHI	at Was	TEN	at Ind	DAL
NFC NORTH	Minnesota	4	2	1	0-0-1	3-1-1	SF	at GB	BUF	at LAR	at Phi	AZ	at NYJ	NO	DET	(BYE)	at Chi	GB	at NE	at Sea	MIA	at Det	CHI
	Green Bay	3	2	1	1-1-1	2-2-1	CHI	M/W	at Was	BUF	at Det	SF	(BYE)	at LAR	at NE	MIA	at Sea	at Min	AZ	at Chi	at NYJ	Det	
	Detroit	3	3	0	1-0	1-2	NYJ	at SF	NE	at Dal	GB	(BYE)	at Mia	SEA	at Min	at Chi	CAR	CHI	LAR	at Buf	MIN	at GB	at Min
	Chicago	3	3	0	0-1	3-1	at GB	SEA	at AZ	TB	(BYE)	at Mia	NE	NYJ	at Buf	DET	MIN	at Det	at NYG	LAR	GB	at SF	at Min
NFC SOUTH	New Orleans	5	1	0	1-1	3-1	TB	CLE	at Atl	at NYG	WAS	(BYE)	at Bal	at Min	LAR	at Cin	PHI	ATL	at Dal	at TB	at Car	PIT	CAR
	Carolina	4	2	0	0-1	3-2	DAL	at Atl	CIN	(BYE)	NYG	at Was	at Phi	BAL	TB	at Pit	at Det	SEA	at TB	at Cle	NO	ATL	at NO
	Tampa Bay	3	3	0	1-1	2-2	at NO	PHI	PIT	at Chi	(BYE)	at Atl	CLE	at Cin	at Car	WAS	at NYG	SF	CAR	NO	at Bal	at Dal	ATL
	Atlanta	3	4	0	2-1	3-2	at Phi	CAR	NO	CIN	at Pit	TB	NYG	(BYE)	at Was	at Cle	DAL	at NO	BAL	at GB	AZ	at Car	at TB
NFC WEST	LA Rams	6	0	0	3-0	4-0	at OAK	AZ	MIN	at Sea	Wk 5	Wk 6	Wk 7	GB	at NO	SEA	KC	(BYE)	at Det	at Chi	PHI	at AZ	SF
	Seattle	3	3	0	1-1	2-2	at Den	at Chi	DAL	at AZ	LAR	at Oak	(BYE)	at Det	LAC	at LAR	GB	at Car	SF	MIN	at SF	KC	AZ
	Arizona	1	6	0	1-2	1-5	WAS	at LAR	CHI	SEA	at SF	at Min	DEN	SF	(BYE)	at KC	OAK	at LAC	at GB	DET	at Atl	LAR	at Sea
	San Francisco	1	6	0	0-2	1-4	at Min	DET	at KC	at LAC	AZ	at GB	LAR	at AZ	OAK	NYG	(BYE)	at TB	at Sea	DEN	SEA	CHI	at LAR
AFC EAST	New England	5	2	0	1-0	4-1	HOU	at Jac	MIA	IND	KC	at Chi	DET	at Buf	GB	at Ten	(BYE)	at NYJ	MIN	at Mia	at Pit	BUF	NYJ
	Miami	4	3	0	1-1	3-2	TEN	at NYJ	OAK	at NE	at Cin	CHI	DET	at Hou	NYJ	at GB	(BYE)	at Ind	BUF	NE	at Min	JAC	at Buf
	NY Jets	3	4	0	0-1	2-3	at Det	MIA	at Cle	at Jac	DEN	IND	MIN	at Chi	CHI	at Buf	(BYE)	NE	at Ten	at Buf	HOU	GB	at NE
	Buffalo	2	5	0	0-0	1-4	at Bal	LAC	at Min	at GB	TEN	at Hou	at Ind	NE	CHI	at NYJ	(BYE)	JAC	at Mia	NYJ	DET	at NE	MIA
AFC NORTH	Pittsburgh	3	2	1	1-1-1	1-2-1	at Cle	KC	at TB	BAL	ATL	at Cin	(BYE)	CLE	at Bal	CAR	at Jac	at Den	LAC	at Oak	NE	at NO	CIN
	Cincinnati	4	3	0	1-1	3-2	at Ind	BAL	at Car	at Atl	MIA	PIT	at KC	TB	(BYE)	NO	at Bal	CLE	DEN	at LAC	OAK	at Cle	at Pit
	Baltimore	4	3	0	1-2	4-2	Buf	at Cin	DEN	at Pit	at Cle	at Ten	NO	at Car	PIT	(BYE)	CIN	OAK	at Atl	at KC	TB	at LAC	CLE
	Cleveland	2	4	1	1-0-1	2-2-1	P/T	at NO	NYJ	at Oak	BAL	LAC	at TB	at Pit	KC	ATL	(BYE)	at Cin	at Hou	CAR	at Den	CIN	at Bal
AFC SOUTH	Houston	4	3	0	2-1	3-2	at NE	at Ten	NYG	at Ind	Wk 5	Wk 6	Wk 7	MIA	at Den	(BYE)	at Was	TEN	CLE	IND	at NYJ	at Phi	JAC
	Tennessee	3	4	0	2-0	2-4	at Mia	HOU	at Jac	PHI	at Buf	BAL	at LAC	(BYE)	at Dal	NE	at Ind	at Buf	NYJ	JAC	at NYG	WAS	IND
	Jacksonville	3	4	0	0-2	2-3	at NYG	NE	TEN	NYJ	at KC	at KC	HOU	PHI	(BYE)	at Ind	PIT	at Buf	IND	at Ten	WAS	at Mia	at Hou
	Indianapolis	2	5	0	0-1	1-4	CIN	at Was	at Phi	HOU	at NE	at NYJ	BUF	at Oak	(BYE)	JAC	TEN	MIA	at Jac	at Hou	DAL	NYG	at Ten
AFC WEST	Kansas City	6	1	0	2-0	5-1	at LAC	at Pit	SF	at Den	JAC	at NE	CIN	DEN	at Cle	AZ	at LAR	(BYE)	at Oak	BAL	LAC	at Sea	OAK
	LA Chargers	5	2	0	1-1	4-1	KC	at Buf	at LAR	SF	OAK	at Cle	TEN	(BYE)	at Sea	at Oak	DEN	AZ	at Pit	CIN	at KC	BAL	at Den
	Denver	3	4	0	1-1	1-3	SEA	OAK	at Bal	KC	at NYJ	LAR	at AZ	IND	HOU	(BYE)	at LAC	PIT	at Cin	at SF	CLE	at Oak	LAC
	Oakland	1	5	0	0-2	1-3	LAR	at Den	at Mia	CLE	at LAC	SEA	(BYE)	IND	at SF	LAC	at AZ	at Bal	KC	PIT	at Cin	DEN	at KC

Bolded and Underlined Opponent - win *Italics - Tie*