

ARIZONA CARDINALS

WEEK 10
GAME RELEASE
#BUFvsAZ

Mark Dalton - Senior Vice President, Media Relations | Chris Melvin - Director, Media Relations | Mike Helm - Manager, Media Relations
Imani Suber - Media Relations Coordinator | Chase Russell - Media Relations Coordinator



BUFFALO BILLS (7-2) VS. ARIZONA CARDINALS (5-3) State Farm Stadium | November 15, 2020 | 2:05 PM



THIS WEEK'S PREVIEW

Arizona will wrap up a nearly month-long three-game homestand and open the second half of the season when it hosts the Buffalo Bills at State Farm Stadium this week.

This week's matchup against the Bills (7-2) marks the first of two games in a five-day stretch against teams with a combined 13-4 record. After facing Buffalo, Arizona plays at Seattle (6-2) on Thursday Night Football in Week 11.

Sunday's game marks just the 12th meeting in a series that dates back to 1971. The two teams last met at Buffalo in Week 3 of the 2016 season. Arizona won three of the first four matchups between the teams but Buffalo holds a 7-4 advantage in series after having won six of the last seven games.

The Cardinals enter this week's game with a 3-3 record at home in the all-time series, including a 1-1 record at State Farm Stadium.

This week's matchup is a contest between two high-powered offenses that both rank in the top-10 in total TDs this season. Arizona has scored 29 TDs through eight games and enters its second straight contest as the NFL's #1 ranked offense. The Cardinals also enter the game having put up 30+ points and 400 total yards of offense in each of the last four games. The Bills have scored 28 TDs through nine games in 2020 and are coming off a Week 9 victory over Seattle in which they posted a season high in points (44) and matched their season high with five TDs.

Leading the offenses on Sunday are two of the NFL's most productive young play-callers in Arizona's **Kyler Murray** and Buffalo's **Josh Allen**. Both are having career years in 2020 and they enter Week 10 as the only two QBs in the NFL that have at least 15 passing TDs and 5 rushing TDs this season. Both Murray (16 passing, 8 rushing) and Allen (19 passing, 5 rushing) have accounted for 24 total TDs in 2020. Murray is coming off a performance vs. Miami last week in which he established career highs in rushing yards (106), passer rating (150.5) and completion percentage (80.8).

Sunday's game will also feature two of the NFL's leading receivers in Arizona's **DeAndre Hopkins** and Buffalo's **Stefon Diggs**. Both wideouts are in their first season in a new city and putting up career numbers in 2020. Hopkins (60 for 734) and Diggs (63 for 751) join Carolina's Robby Anderson (60 for 751) as the only players in the NFL this season with 60+ receptions and 700+ receiving yards.

In addition to Diggs, Buffalo's receiving corps also features a pair of former Cardinals standouts in **Andre Roberts** and **John Brown**. Both Roberts (88th overall in 2010) and Brown (91st overall in 2014) were selected by the Cardinals in the third round of the NFL Draft. Both played four seasons in Arizona where they posted a combined 4,638 receiving yards and 28 TD receptions.

GAME RELEASE INDEX

Page	Contents
2	Cardinals-Bills Series
3	By The Numbers / What To Look For / Media Guide-Twitter Info
4-8	2020 Season Highlights / Murray / Hopkins / Kirk / Baker
9	Fitz & Hopkins Duo
10	Season Award Winners - Baker and Murray
11-14	Larry Fitzgerald Highlights
15-16	DeAndre Hopkins Highlights
17	Cards Leadership / Michael Bidwill / Steve Keim / Social Justice Initiatives
18-19	Defensive Highlights / Peterson / Hicks / Special Teams
20	2019 Highlights
21-22	Cardinals COVID-19 Relief Efforts
23-24	Individual Player Notes
25-62	Rosters / Depth Chart / Transactions / 2020 Statistics

ARIZONA CARDINALS - 2020 SCHEDULE

Date	Opponent	Location	AZ Time
Sep. 13	@ San Francisco	Levi's Stadium	W, 24-20
Sep. 20	WASHINGTON	State Farm Stadium	W, 30-15
Sep. 27	DETROIT	State Farm Stadium	L, 23-26
Oct. 4	@ Carolina	Bank of America Stadium	L 21-31
Oct. 11	@ N.Y. Jets	MetLife Stadium	W, 30-10
Oct. 19	@ Dallas+	AT&T Stadium	W, 38-10
Oct. 25	SEATTLE~	State Farm Stadium	W, 37-34 (OT)
	- BYE -		
Nov. 8	MIAMI	State Farm Stadium	L, 31-34
Nov. 15	BUFFALO	State Farm Stadium	2:05 PM
Nov. 19	@ Seattle#	CenturyLink Field	6:20 PM
Nov. 29	@ New England*	Gillette Stadium	11:00 AM
Dec. 6	L.A. RAMS*	State Farm Stadium	2:05 PM
Dec. 13	@ N.Y. Giants*	MetLife Stadium	11:00 AM
Dec. 20	PHILADELPHIA*	State Farm Stadium	2:05 PM
Dec. 26/27	SAN FRANCISCO^	State Farm Stadium	TBD
Jan. 3	@ L.A. Rams*	SoFi Stadium	2:25 PM

+ ESPN Monday Night Football
~ NBC Sunday Night Football
FOX/NFL Network/Amazon Thursday Night Football
^ Date and Time TBD
* Subject to flexible scheduling decisions

#BUFvsAZ - WEEK 10 HIGHLIGHTS

- Arizona has the NFL's #1 ranked offense in 2020, averaging 422.0 yards per game. The Cardinals lead the NFL with six games of 400+ total yards this season.
- In 2020, Arizona became just the third team in NFL history to put up 2,000+ passing yards and 1,300+ rushing yards in the first eight games of a season, joining the 2011 Eagles and 1951 L.A. Rams.
- The Cardinals enter Sunday's game against Buffalo having posted 30+ points and 400+ total yards in each of their last four games. The last team to have a longer streak of 30/400 was the Denver Broncos (10 straight) in 2012.
- There are six teams that rank in the top-10 in both points scored per game and points allowed per game this season: **Arizona**, Baltimore, Pittsburgh, Tampa Bay, Miami and Kansas City. Those six teams have a combined 38-12 record. Arizona ranks #6 in points/game (29.3) and #8 in points allowed/game (22.5).
- There are only two QBs in the NFL this season that have at least 15 passing TDs and 5 rushing TDs. Those two meet at State Farm Stadium on Sunday when **Kyler Murray** (16 passing, 8 rushing) and **Josh Allen** (19 passing, 5 rushing) square off. Both QBs have 24 combined passing/rushing TDs in 2020.
- In the last three games, **Murray** has 11 total TDs (8 pass, 3 rush) and 1,078 total yards (831 pass; 247 rush). Last week vs. Miami, he established career highs for rushing yards (106), passer rating (150.5) and completion percentage (80.8).
- Arizona WR **DeAndre Hopkins** (#3 - 60 in 8 games) and Bills WR **Stefon Diggs** (#1 - 63 in 9 games) rank in the top-5 in the NFL in receptions this season. Hopkins (60 for 734), Diggs (63 for 813) and Carolina's Robby Anderson (60 for 751) are the only players in the NFL with 60+ receptions and 700+ receiving yards.
- WR **Christian Kirk** has as many TD catches in seven games this season (6) as he had in his first two seasons (2018-19) combined (6). He has five TD catches in the last three games, including a 56-yarder last week vs. Miami.

BROADCAST INFORMATION

Television: CBS / Play-By-Play: Ian Eagle Analyst: Charles Davis Sideline: Evan Washburn

National Radio: Compass Media / Play-By-Play: Kevin Ray Analyst: Chad Brown

Cardinals Radio: Arizona Sports 98.7 FM / Play-By-Play: Dave Pasch Analyst: Ron Wolfley Sideline: Paul Calvisi

Cardinals Spanish Radio: KHOV 105.1 FM / Play-By-Play: Luis Hernandez Analyst: Rolando Cantu



CARDINALS-BILLS CONNECTIONS

Bills Connections

Cardinals Head Coach **Kliff Kingsbury** attended training camp with the Bills in 2006.

Cardinals DL **Jordan Phillips** spent most of the 2018 and all of the 2019 season in Buffalo. He set career highs with 9.5 sacks, 31 tackles, 13 tackles for loss and 16 QB hits with the Bills last season.

Cardinals LB **Tanner Vallejo** was drafted by the Bills in the sixth-round (195th overall) of the 2017 NFL Draft and spent the 2017 season with the team.

Cardinals Pass Game Coordinator/QBs coach **Tom Clements** served as the Bills offensive coordinator from 2004-05.

Cardinals Offensive Quality Control **Jim Dray** played TE for the Bills during the 2016 season.

Cardinals Bill Bidwill Fellowship/QBs **Jordan Hogan** interned during training camp with the Bills in 2016.

Cardinals O-line coach **Sean Kugler** (2007-09) held the same post in Buffalo (2008-09) after serving as asst. O-line coach in 2007.

Cardinals RBs coach **James Saxon** served in the same capacity with the Bills in 2000.

Cardinals Senior VP of Media Relations **Mark Dalton** spent six years working in the Bills media relations department before joining the Cardinals in 2004.

Cardinals Connections

Bills Director of Pro Personnel **Malik Boyd** spent 12 seasons with the Cardinals including in 2014 when he was named NFC Scout of the Year by the Fritz Polard Association.

Bills WR **Andre Roberts** was a third round pick by the Cardinals in the 2010 NFL Draft and played for the team from 2010-13.

Bills WR **John Brown** was a third round pick by the Cardinals in the 2014 NFL Draft and played for team from 2014-17.

Bills QB **Matt Barkley** spent time on the Cardinals roster in 2015 and '17.

New York/Buffalo Area Connections

Bill Bidwill Fellowship/QBs coach **Jordan Hogan** (Lockport), Defensive Quality Control **Rob Grosso** (Buffalo) and O-line coach **Sean Kugler** (Lockport) are Western New York Natives.

Cardinals Bill Bidwill Fellowship/QBs **Jordan Hogan** began his coaching career as an assistant at Buffalo State (2013-16) and spent the past three seasons as the WRs coach at Cornell (2017-19).

Cardinals Strength and Conditioning coach **Buddy Morris** was the Director of Sports Performance at the University of Buffalo in 2006. Morris also opened a private gym in Buffalo called the New York Sports Center.

Cardinals Director, Pro Scouting **Quentin Harris** was a standout at Syracuse from 1998-2001, playing in 42 games and finishing his career with 327 tackles, 10 INTs, four forced fumbles and four fumble recoveries.

Cardinals Radio Play-by-Play Announcer **Dave Pasch**, a Syracuse graduate, was the play-by-play commentator for football and basketball for the Orange from 1999-2001. He also was the play-by-play announcer for the Bills preseason television broadcasts in 2001.

Cardinals radio analyst **Ron Wolfley** hails from Blasdell, NY and attended Orchard Park High School and Frontier Central (Hamburg, NY) High School. A four-time Pro Bowler who spent 10 years in the NFL, Wolfley was inducted into the Greater Buffalo Sports Hall of Fame in 2012.

Family Connections

Bills LBs coach **Bob Babich** is the father-in-law of Cardinals Offensive Assistant/Assistant QBs coach **Cam Turner**. Babich also has connections to Arizona, having played LB at Mesa Community College from 1979-80.

Arizona Connections

Bills DE **Trent Murphy** (Phoenix) and CB **Levi Wallace** (Tucson) are Arizona natives.

College/Pro Connections

Cardinals Bills T **Cody Ford** (2015-18) blocked for Cardinals QB **Kyler Murray** (2017-18) at Oklahoma. They each earned first-team All-Big 12 status and helped lead the Sooners to a conference championship in 2018.

Cardinals RB **Kenyan Drake** (2012-15), S **Deionte Thompson** (2015-18) and Bills CB **Levi Wallace** (2015-17) were part of the 2015 CFP National Championship team at Alabama. Drake was also a college teammate of Bills RB **T.J. Yeldon** (2012-14).

Bills C **Mitch Morse** (2011-14) and Cardinals LB **Markus Golden** (2012-14) played together at Missouri, helping the Tigers claim the SEC Eastern Division title in their final season on campus.

Bills T **Dion Dawkins** (2014-16) and LB **Tyler Matakevich** (2012-15) played with **Haason Reddick** (2013-16) at Temple.

Cardinals OL **Josh Jones** (2016-19) and Bills DT **Ed Oliver** (2016-18) played together at the University of Houston.

Cardinals WR **DeAndre Hopkins** (2013-19), DL **Angelo Blackson** (2017-19) and Bills RB **Taiwan Jones** (2019) played together in Houston.

Cardinals DL **Leki Fotu** (2016-19) and LB **Kylie Fitts** (2013-17) played with Bills RB **Zack Moss** (2016-19) at Utah.

ALL-TIME SERIES

This week the Cardinals and Bills meet for the just the 12th time in a series that dates back to 1971. Arizona won three of the first four matchups between the teams but Buffalo holds a 7-4 advantage in series after having won six of the last seven games.

Buffalo will be making just its fourth-ever visit to Arizona this week and first since 2012. Sunday's game will be the third matchup between the teams at State Farm Stadium. The Cardinals enter this week's game with a 3-3 record at home in the all-time series.

Arizona is 1-1 at home against the Bills at State Farm Stadium. The Cardinals won 41-17 in 2008 and Buffalo earned a 19-16 OT victory in Week 6 of the 2012 season.

The two teams last met at Buffalo in Week 3 of the 2016 season.

CARDS-BILLS ALL-TIME SERIES

- Overall Series: 4-7
- Cardinals at home vs. BUF: 3-3
- First Meeting: 10/31/71 @ Buffalo, W, 28-23
- Last Meeting: 9/25/16 @ Buffalo, L, 33-18
- Last Cardinals Win: 10/5/08 vs. Buffalo, W, 41-17

SEASON STATISTICS

Statistic	AZ	Rank	BUF	Rank
Points Scored/Game	29.3	6	26.9	14
Points Allowed/Game	22.5	8	25.9	19
Scoring Drives	40	t-10	44	t-3
TDs Scored	29	t-4	28	t-8
TDs Allowed	20	6	27	t-23
Rushing TDs	13	t-2	9	t-10
Passing TDs	16	t-11	19	t-5
Rushing TDs Allowed	5	t-1	13	t-30
Passing TDs Allowed	14	t-13	14	t-13
Sacked/Yards Lost	10/57	t-2	20/116	18
Fumbles/Lost	10/3	t-9	7/6	t-27
Field Goals Made	11/15	t-21	16/22	t-9
Total Yards/Game	422.0	1	377.3	12
Opp. Total Yards/Game	370.1	19	364.9	18
Rushing Yards/Game	162.9	2	100.3	25
Opp. Rushing Yards/Game	126.1	22	125.9	21
Passing Yards/Game	259.1	12	277.0	7
Opp. Passing Yards/Game	244.0	19	239.0	15
Turnover Ratio	Even	t-15	+3	t-9
Average Time of Possession	28:48	t-25	30:45	14

15TH SEASON AT STATE FARM STADIUM

The Cardinals began the 15th season at State Farm Stadium with a 30-15 victory over Washington in Week 2.

Arizona earned its second home win of the 2020 season with its thrilling come-from-behind OT victory over the Seattle Seahawks on Sunday Night Football in Week 7.



The Cardinals will now look to improve to 3-2 at home this season when they host the Bills on Sunday.

Opened in 2006, State Farm Stadium has proved a catalyst for the Cardinals success in the last decade-plus.

The Cardinals have posted a winning record at home in eight of 14 full seasons at State Farm Stadium, earning four playoff berths and three NFC West titles during that time. The Cardinals finished .500 or better just twice and made the playoffs only one time in 18 seasons prior.

Below is a look at the results at State Farm Stadium compared to 18 seasons at Sun Devil Stadium.

Overall Comparison	14+ seasons at State Farm Stadium	18 seasons at Sun Devil Stadium
Sellouts	144	12
Regular Season Home Record	66-48-2	64-80
Home Win %	.578	.444
Postseason Record	5-4	1-1
Postseason Home Record	4-0	0-0
Seasons w/ Winning Record	5	1
Seasons w/ Winning Home Record	8	4
Postseason Berths	4	1
Division Titles	3	0
Conference Championship Games	2	0
Super Bowl Appearances	1	0

BY THE NUMBERS

422.0

Average yards per game for the Cardinals in 2020. Arizona has the NFL's #1 ranked offense this season. The Cardinals have 3,376 total net yards of offense this season, the highest total in franchise history through the first eight games of a season.

6

Games in which the Cardinals have put up 400+ total yards of offense this season. That total leads the NFL. Arizona has had 400+ yards in a game 10 times in 24 outings under head coach Kliff Kingsbury. The Cardinals had just one game with 400+ yards in the two seasons (2017-18) prior to his arrival.

3

Teams in NFL history that have had at least 2,000 passing yards and 1,300 rushing yards through the first eight games of a season: Arizona (2020), Philadelphia (2011) and the L.A. Rams (1951). The Cardinals have 2,073 passing yards and 1,303 rushing yards this season.

162.9

Average rushing yards per game for the Cardinals in 2020, giving Arizona the NFL's #2 ranked rushing attack. The Cardinals have rushed for 100+ yards in all eight games this season, including five games with 150+ rushing yards.

29.3

Average points scored per game for the Cardinals in 2010, giving Arizona the NFL's #6 ranked scoring offense.

22.5

Average points allowed per game for the Cardinals in 2010, giving Arizona the NFL's #8 ranked scoring defense.

6

NFL teams that rank in the top-10 in both points scored per game and points allowed per game this season: Arizona, Baltimore, Pittsburgh, Tampa Bay, Miami and Kansas City. Those six teams have a combined 38-12 record.

+54

Cardinals point differential in 2020 (234-180). That is the highest total in the NFC and ranks fifth in the NFL.

11

Consecutive games in which the Cardinals have scored 21+ points. That is tied for the longest such streak in franchise history. Only Kansas City (20) and New Orleans (15) have longer active streaks than Arizona.

150.5

Kyler Murray's passer rating last week vs. Miami, the highest of his career. He completed 21-of-26 pass attempts (80.8%) for 283 yards and 3 TDs. Only two QBs in the NFL had a higher passer rating in a game this season: Ryan Fitzpatrick (154.5 @ SF) and Lamar Jackson (152.1 vs. Cle).

1

Players - in NFL history - that have thrown for 2,000+ yards and rushed for 500+ yards in the first eight games of a season: AZ's Kyler Murray. The second-year QB has 2,130 passing yards and 543 rushing yards in 2020, putting him on pace to become the first player in NFL history to throw for 4,000+ yards and rush for 1,000+ yards in a season.

4

Consecutive games in which Murray has both a passing and rushing TD. That is tied for the longest such streak in NFL history. Murray has both a passing and rushing TD in seven of eight games this season, leaving him just one shy of the NFL record for such games in a single season.

24

Total TDs - passing (16) and rushing (8) - for Murray in 2020. Only Russell Wilson (29 - 28 passing & 1 rushing) and Patrick Mahomes (27 - 25 passing, 2 rushing) have more combined TDs than Murray this season.

60

Receptions for WR DeAndre Hopkins in 2020. That is an NFL record for a player in his first eight games with a team and is also tied for the highest total in Cardinals history through the first eight games of a season.

13

Rushing TDs for the Cardinals this season. Only San Francisco (15) has more rushing TDs than Arizona in 2020. The Cardinals have rushed for eight TDs in the last four games.

6

TD catches for WR Christian Kirk this season. Kirk has as many TDs in seven games played in 2020 (6) as he had in his first two seasons combined (6, 2018-19).

5

Career TD receptions of 50+ yards for Kirk, including a 56-yarder last week vs. the Dolphins. Dating back to Kirk's rookie season in 2018, only Chiefs WR Tyreek Hill (6) has more TD catches of 50+ yards.

211

Tackles for S Budda Baker in the last two seasons (2019-20). Baker leads all NFL DBs in total tackles (211) and solo tackles (139) dating back to the beginning of last season.

WHAT TO LOOK FOR IN WEEK 10

WITH A WIN THIS WEEK...

• Arizona would improve to 6-3 in 2020 and would be off to their best start since 2015, when they posted a 7-2 record through nine games.

MILESTONES WITHIN REACH

QB Kyler Murray

- With two rushing yards, Murray (545) would surpass his own franchise record for rushing yards by a QB (544 in 2019).
- With a rushing TD, Murray would tie the franchise record with a rushing TD in five straight games. He would become the first NFL QB to rush for a TD in at least five straight games since Green Bay's Tobin Rote (5) in 1956.
- With both a rushing and passing TD, Murray would establish an NFL record for consecutive games with a passing and rushing TD (5). He would also tie the NFL single-season record with eight games with a passing and rushing TD in 2020.
- With three TD passes, Murray would join Carson Palmer (3 straight in 2015) and Kurt Warner (4 straight in 2007) as the only QBs in franchise history with at least three TD passes in three consecutive games.

WR Larry Fitzgerald

- With a reception, Fitzgerald would have at least one catch in 252 consecutive games, extending the second-longest streak in NFL history (Jerry Rice - 274).
- With 100+ receiving yards, Fitzgerald would have 50 career 100-yard games to extend his franchise record. He would have more than the players in second and third place on the franchise all-time list combined (49).

WR DeAndre Hopkins

- With eight receptions, Hopkins (28 years, 162 days) would become the youngest player in NFL history to reach 700 career receptions. He would break the current record held by Larry Fitzgerald (29 years, 23 days).
- With nine catches, Hopkins (69) would establish a franchise record for receptions in the first nine games of a season. Larry Fitzgerald (68 in 2016) holds the current mark.

WR Christian Kirk

- With a TD reception, Kirk would have six TD catches in his last four games. In his first 29 career games, Kirk had seven TD receptions.

LB Markus Golden

- With a sack, Golden would have a sack in three straight games dating back to his final outing with the Giants. It would mark the first time since Games 14-16 of the 2016 season he had at least one sack in three consecutive games.

WEEK 10 AROUND THE NFL

Teams on bye: Jets, Chiefs, Cowboys, Falcons

Thursday, November 12

Indianapolis Colts at Tennessee Titans - 6:20 PM (FOX/NFLN/Amazon)

Sunday, November 15

Philadelphia Eagles at New York Giants - 11:00 AM (FOX)
Jacksonville Jaguars at Green Bay Packers - 11:00 AM (FOX)
Washington at Detroit Lions - 11:00 AM (FOX)
Houston Texans at Cleveland Browns - 11:00 AM (FOX)
Tampa Bay Buccaneers at Carolina Panthers - 11:00 AM (FOX)
Buffalo Bills at Arizona Cardinals - 2:05 PM (CBS)
Los Angeles Chargers at Miami Dolphins - 2:05 PM (CBS)
Denver Broncos at Las Vegas Raiders - 2:05 PM (CBS)
San Francisco 49ers at New Orleans Saints - 2:25 PM (FOX)
Seattle Seahawks at Los Angeles Rams - 2:25 PM (FOX)
Cincinnati Bengals at Pittsburgh Steelers - 2:25 PM (FOX)
Baltimore Ravens at New England Patriots - 6:20 PM (NBC)

Monday, November 16

Minnesota Vikings at Chicago Bears - 6:15 PM (ESPN)

KEEPING UP WITH THE CARDINALS

Last year the Cardinals launched a new media site on NFL Online Media Guide (www.NFLOMG.com).

The all-encompassing media resource has taken on special importance in following the Cardinals in 2020. Due to safety precautions put in place during the ongoing COVID-19 outbreak, hard copies of the game release, game books, transcripts and other team produced materials are not passed out during the week or on game day at State Farm Stadium.

The Cardinals OMG site is updated continuously and includes the following and more:

- Traditional media guide information
- Player bios that will feature career and seasons stats updated in real-time.
- Official league statistics from NFL GSIS
- Tweet-ready charts and stat grids that update in real time
- Customizable in-game reports
- Final game books and statistics
- Records and milestones tracked live
- Postgame quotes



2020 ARIZONA CARDINALS MEDIA GUIDE

A BATTLE IN THE WEST

The Cardinals remain in the thick of a tough race in one of the NFL's winningest divisions in 2020.

Following its game against Buffalo this Sunday, Arizona will face division opponents in four of its final seven games.

With a 5-3 record, the Cardinals are one game behind the division-leading Seahawks - who they will face on Thursday Night Football in Week 11.

The NFC West in 2020

--Is the only division in which every team has a positive point differential

--Ranks second the NFL in wins (20) behind the AFC North (21)

--Ranks second in points scored (926) behind the NFC South (947)

This Week in the NFC West

Arizona (5-3) vs. Buffalo (7-2)

L.A. Rams (5-3) vs. Seattle (6-2)

San Francisco (4-5) at New Orleans (6-2)

2020 NFC West Standings

Team	W	L	PF	PA	Hm	Road	Div	Conf
Seattle	6	2	274	243	4-0	2-2	1-1	4-1
Arizona	5	3	234	180	2-2	3-1	2-0	4-2
L.A. Rams	5	3	193	152	3-0	2-3	0-1	5-1
San Francisco	4	5	225	207	1-4	3-1	1-2	2-4

WHERE THEY RANK IN THE NFC

With a 5-3 record in 2020, the Cardinals .625 winning percentage is tied with the Rams for fifth in the NFC.

NFC Leaders - Win Percentage (2020)

Rnk	Team	Pct.	W-L
1t	Green Bay	.750	6-2
1t	New Orleans	.750	6-2
1t	Seattle	.750	6-2
4	Tampa Bay	.667	6-3
5t	Arizona	.625	5-3
5t	L.A. Rams	.625	5-3



THE NFL'S TOP-RANKED OFFENSE

After posting 400+ total yards and 30+ points in each of the last four games, the Cardinals rank #1 in the NFL in total offense (422.0 ypg) and #6 in scoring (29.3 ppg) in 2020.

NFL Leaders - Total Offense (2020)

Rnk	Team	Yds/G
1	Arizona	422.0
2	L.A. Chargers	420.0
3	Seattle	415.0
4	Kansas City	409.0
5	Atlanta	396.8



Through the first half of the 2020 season, the Cardinals have 3,376 total net yards of offense (2,073 passing; 1,303 rushing). **Arizona is just the third team in NFL history to put up 2,000+ passing yards and 1,300+ rushing yards in the first eight games of a season.**

NFL History - 2,000+ Pass Yards & 1,300+ Rush Yards Thru 8 Games

Team	Year	Pass	Rush
Arizona	2020	2,073	1,303
Philadelphia	2011	2,097	1,378
L.A. Rams	1951	2,136	1,636

The Cardinals' 3,376 total yards are the most in franchise history through the first eight games of a season.

PILING UP 400+ YARDS OFTEN UNDER KINGSBURY

Last week's game vs. Miami (442 total yards) **marked the 10th time - and sixth time this season - Arizona reached 400+ total yards in 24 games under head coach Kliff Kingsbury.** Arizona reached 400+ yards just once in 32 games over the two seasons combined (2017-18) prior to his arrival.

In a span of 20 years between 1999-2018, the Cardinals had 500+ total yards in a game just three times. Arizona has posted 500+ yards twice in 24 games under Kingsbury: 519 vs. Seattle (10/25/20); 514 at Cincinnati (10/6/19).

BREAKING DOWN THE OFFENSIVE RANKINGS IN 2020

Arizona Offensive Rankings in 2020

Statistic	NFL Rnk
Total Yards/Game (422.0)	1 st
1st Downs/Game (25.9)	1 st
Rushing Yards/Game (162.9)	2 nd
Rushing Average (5.15)	2 nd
Goal-to-Go TD Pct. (94.7)	2 nd
Rushing TDs (13)	t-2 nd
Sacks Allowed (10)	t-2 nd
Big Play Runs (38)	3 rd
4th Down Conv. Pct. (80.0)	t-3 rd
Total TDs (29)	t-4 th
Red Zone TD Pct. (75.0)	t-5 th
Big Plays (62)	t-5 th

11 STRAIGHT WITH 21+ POINTS

After scoring 31 points against the Dolphins last week, the Cardinals have now scored 21+ points in 11 consecutive games. That is tied for the longest such streak in franchise history.

Consecutive Games Scoring 21+ Pts

Rnk	Year(s)	Gms
1t	2019-20	11
1t	1983-84	11
3t	2007-08	10
3t	1948-49	10
5	1975-76	9

Only two teams have longer active streaks than Arizona.

Consecutive Games Scoring 21+ Pts (Active)

Rnk	Team	Gms
1	Kansas City	20
2	New Orleans	15
3	Arizona	11
4	Seattle	9
5	Pittsburgh	8

SCORING 21+ UNDER KINGSBURY

The Cardinals have scored 21+ points in 18 of 24 games under Kingsbury. Arizona scored 21+ points in an NFL-low 9 games in the two seasons prior to his arrival (2017-18).

FOUR STRAIGHT WITH 30+

Last week's game against Miami (31) marked the fourth consecutive outing in which the Cardinals scored 30+ points. That is tied for the longest streak in franchise history (Games 3-6 in 1988).

Arizona's streak of four consecutive games with 30+ points is also the longest active streak in the NFL.

NFL Leaders - Consecutive Games w/ 30+ Points (Active)

Rnk	Team	Gms
1	Arizona	4
2t	Kansas City	3
2t	Seattle	3
4	Cincinnati	2

NFC'S BEST POINT DIFFERENTIAL

The Cardinals +54 point differential is the best in the NFC and ranks fifth in the NFL.

NFL Leaders - Point Differential (2020)

Rnk	Team	Diff	PF	PA
1	Kansas City	+103	286	183
2	Baltimore	+85	227	142
3	Pittsburgh	+74	235	161
4	Miami	+61	222	161
5	Arizona	+54	234	180

Of Arizona's five wins this season, three have come by 15+ points.

Arizona is one of just seven teams in the NFL that has won multiple games by 20+ points this season.

OFFENSE - AND MURRAY - ON A RECORD PACE

The Cardinals offense was one of the most productive in the NFL through the first half of the season. Should Arizona's offense continue on its current pace, the team will make a run at a host of franchise single-season records.

Statistic	Thru 8	Pace	Notes
Total Yards	3,376	6,752	Franchise record is 6,533 (2015)
Total TDs	29	58	Franchise record is 58 (2015)
First Downs	207	414	Franchise record is 373 (2015)
Rushing Yards	1,303	2,606	Franchise record is 2,582 (1979)
Rushing TDs	13	26	Franchise record is 25 (1948)
Rushing Avg.	5.15	5.15	Franchise record is 5.03 (2019)
1 st Downs Rushing	76	152	Franchise record is 145 (1979)
Total Points	234	468	2 nd in team history; Record is 489 (2015)
Passing TDs	16	32	t-2 nd in team history; Record is 35 (2015)
Net Pass Yards	2,073	4,146	5 th in team history; Record is 4,674 (2008)
1 st Downs Passing	110	220	5 th in team history; Record is 237 (2015)


QB Kyler Murray - On Pace For 4,000 and 1,000

Murray is currently on pace to throw for 4,260 yards and rush for 1,086 yards in 2020. No player in NFL history has ever thrown for 4,000+ yards and rushed for 1,000+ yards in a single season.

Statistic	Thru 8	Pace	Notes
Rush Yards (QB)	543	1,086	Franchise record is 544 (Kyler Murray, 2019)
Rush TDs	8	16	Franchise record is 16 (D. Johnson, 2016) NFL QB record is 14 (Cam Newton, 2011)
Comp Pct.	68.1	68.1	Franchise record is 67.1 (Kurt Warner, 2008)
Passing TDs	16	32	2 nd in team history; Record is 35 (C. Palmer, 2015)
Passing Yards	2,130	4,260	5 th in team history; Record is 4,671 (C. Palmer, 2015)
Completions	190	380	2 nd in team history; Record is 401 (K. Warner, 2008)
Pass Attempts	279	558	5 th in team history; Record is 598 (K. Warner, 2008)

KYLER MURRAY - AT A GLANCE

- Voted a team captain in 2020.
- Named the 2019 AP NFL Offensive Rookie of the Year.
- In 24 NFL starts, has completed 539-of-821 pass attempts (65.7%) for 5,852 yards and 36 TDs while rushing for 1,087 yards and 12 TDs on 169 carries (6.4 avg.).



- Is the first player in NFL history to throw for 5,000+ yards and 30+ TDs while rushing for 1,000+ yards and 10+ TDs in their first 24 career starts.

- With 2,130 passing yards and 543 rushing yards in 2020, became the first player in NFL history with 2,000+ passing yards and 500+ rushing yards in the first eight games of a season.

- One of just three QBs in NFL history with 5,500+ passing yards, 30+ TD passes and 10+ TD runs in his first two NFL seasons (Cam Newton; Dak Prescott).

- In just eight games in '20, has set a franchise single-season record for rushing TDs by a QB (8) and is one-yard shy of breaking his team record for rushing yards by a QB (544 in 2019).

- Joins Lamar Jackson (2018-19), Cam Newton (2011-12) and Josh Allen (2018-19) as the only QBs in NFL history with 500+ rushing yards in each of their first two NFL seasons.

len (2018-19) as the only QBs in NFL history with 500+ rushing yards in each of their first two NFL seasons.

- Last week vs. Miami, rushed for 106 yards, joining Charley Trippi (145 @ Chicago on 12/16/51) as the only QBs in franchise history to rush for 100+ yards in a game. He also established single-game career highs for passer rating (150.5) and completion percentage (80.8) vs. the Dolphins.

- Earned "NFC Offensive Player of the Week" honors twice in a three-week span - at NY Jets (Week 5) and vs. Seattle (Week 7). First Cardinals QB since Kurt Warner (2x in 2009) to earn the honor multiple times in the same season.

- In Week 7 vs. Seattle, became the first player in NFL history to throw for 350+ yards and 3+ TDs while also rushing for 50+ yards and a TD in a single game. Also became the first player in team history with 300+ passing yards and 50+ rushing yards in a game.

- In 2019, became just the 6th different QB in NFL history with 3,500+ passing yards and 500+ rushing yards in a season - and just the second rookie (Cam Newton, 2011).

- Set franchise rookie records for wins by a QB (5), passing yards (3,722), TD passes (20), completions (349), attempts (542), and games with multiple TD passes (8).

- In franchise history, only Kurt Warner (3x) had a better completion percentage in a season than Murray had in 2019 (64.39).

- Became the first rookie QB in team history to start all 16 games in a season and was only rookie QB to start all 16 games in 2019 (NFL's first since 2016).

- His 544 rushing yards in 2019 were the most by a QB in franchise history, surpassing the previous record of 501 (Hall of Famer Charley Trippi in 1951).

- First QB in team history to throw for 3,000+ yards and run for 500+ yards in a season.

- One of three rookies in NFL history with at least five 300-yard passing performances: Andrew Luck (6 in 2012) and Daniel Jones (5 in 2019).

- Between Weeks 4-10 last season, set an NFL rookie record with 211 consecutive pass attempts without an INT.

- First player in NFL history with 20+ completions in each of his first six games.

- Joined Cam Newton (2011) as the only QBs in NFL history to throw for 300+ yards in each of their first two career games.

- Became the first Cardinals rookie QB to start a season opener since Lamar McHan in 1954.


- Selected #1 overall by the Cardinals in the 2019 NFL Draft. Fifth player ever taken by Arizona #1 overall and first since 1958.

NOTHING LIKE NUMBERS MURRAY IS PUTTING UP

Murray has completed 190-of-279 pass attempts (68.1%) for 2,130 yards and 16 TDs this season, while also rushing for 543 yards and eight TDs on 76 carries (7.1 avg.).

His current pace has him finishing with:
4,260 passing yards and 32 TDs
1,086 rushing yards 16 TDs

Murray is the first player in NFL history to throw for 2,000+ yards and rush for 500+ yards in the first eight games of a season. He is on pace to become the first player in league history with 4,000+ passing yards and 1,000+ rushing yards in a season.



MURRAY BY GAME IN 2020

Opponent	Att/Cmp	Pct.	Yds	TD	INT	Att	Yds	Avg.	TD	Total TD
@ 49ers	40/26	65.0	230	1	1	13	91	7.0	1	2
vs. Was	38/26	68.4	286	1	1	8	67	8.4	2	3
vs. Det	35/23	65.7	270	2	3	5	29	5.8	1	3
@ Car	31/24	77.4	133	3	0	6	78	13.0	0	3
@ NYJ	37/27	72.9	380	1	1	9	31	3.4	1	2
@ Dal	24/9	37.5	188	2	0	10	74	7.4	1	3
vs. Sea	48/34	70.8	360	3	1	14	67	4.8	1	4
vs. Mia	26/21	80.8	283	3	0	11	106	9.6	1	4

A SINGULAR TALENT

In 24 career starts, Murray has completed 539-of-821 pass attempts (65.7%) for 5,852 yards and 26 TDs while rushing for 1,087 yards and 12 TDs on 169 carries (6.4 avg.).

Murray is the first player in NFL history to throw for 5,000+ yards and 30+ TDs while rushing for 1,000+ yards and 10+ TDs in their first 24 career starts.

AMONG THE LEAGUE LEADERS IN TDS

Murray has accounted for 24 TDs (16 passing, 8 rushing) this season, averaging 3.0 TDs per game. Only two QBs in the NFL have more combined passing/rushing TDs than Murray in 2020.

NFL Leaders - Combined Passing/Rushing TDs (2020)


Rnk	Player (Team)	TDs	Pass	Rush
1	Russell Wilson (Sea)	29	28	1
2	Patrick Mahomes (KC)	27	25	2
3t	Kyler Murray (AZ)	24	16	8
3t	Aaron Rodgers (GB)	24	24	0
3t	Josh Allen (Buf)	24	19	5

Murray has accounted for multiple TDs in all eight games this season, including six games with at least three TDs and two games with four.

BACK-TO-BACK WITH 3 & 1

In the last two games (vs. Sea; vs. Mia), Murray has thrown for six TDs and rushed for two more. He became just the fourth QB in the Super Bowl era with 3+ passing TDs and 1+ rushing TD in consecutive games.

Player (Team)	Year (Games)
Kyler Murray (AZ)	2020 (Games 7-8)
Dak Prescott (Dal)	2017 (Games 5-6)
Daunte Culpepper (Min)	2000 (Games 15-16)
Joe Montana (SF)	1989 (Games 9-10)




36 TD PASSES IN 24 GAMES

After throwing three TD passes last week vs. Miami, Murray now has 36 TD passes in 24 career games.

Despite being just eight games into his second season, Murray's 36 TD passes are the most in a player's first two seasons in franchise history.

Franchise Record - TD Passes in 1st 2 NFL Seasons

Rnk	Player (Years)	TDs
1	Kyler Murray (2019-20)	36
2	Jake Plummer (1997-98)	32
3	Jim Hart (1966-67)	19
4	Paul Christman (1945-46)	18
5	Lamar McHan (1954-55)	17



TD PASSES BY THE BUNCH IN 2020

Only Carson Palmer (20 in 2015) had more TD passes in the first eight games of a season than Murray has in 2020 (16). After throwing seven TD passes through his first eight games as a rookie in 2019, Murray has more than doubled that total through eight games in 2020.

Franchise Record - TD Passes in 1st 8 Games (Season)

Rnk	Player (Year)	TD
1	Carson Palmer (2015)	20
2t	Kyler Murray (2020)	16
2t	Kurt Warner (2009)	16
2t	Kurt Warner (2008)	16
5t	Neil Lomax (1984)	15
5t	Charley Johnson (1965)	15

THROUGH THE AIR AND ON THE GROUND

Murray threw three TDs and also had a 12-yard TD run last week vs. Miami.

It was Murray's eighth career game with both a passing and rushing TD, including his seventh such performance in eight games this season.

He is the first player in NFL history to accomplish the feat seven times in the first eight games of a season.

There have been just three players in NFL history that had more games with both a passing and rushing TD in a single season than Murray has half-way through 2020.



NFL Record – Games w/ Pass & Rush TDs (Season)

Rnk	Player (Team)	Gms	Year
1t	Cam Newton (Car)	8	2011
1t	Daunte Culpepper (Min)	8	2002
1t	Steve Grogan (NE)	8	1976
4t	Kyler Murray (AZ)	7	2020
4t	Cam Newton (Car)	7	2015
4t	Michael Vick (Phi)	7	2010
4t	Kordell Stewart (Pit)	7	1997

Murray's current streak of four consecutive games with both a passing and rushing TD is tied for the longest in NFL history.

NFL Record - Consecutive Games w/ Pass & Rush TD

Rnk	Player (Team)	Gms	Year
1t	Kyler Murray (AZ)	4	2020
1t	Michael Vick (Phi)	4	2010
1t	Jim Hart (AZ)	4	1968
1t	Jack Kemp (Buf)	4	1964-65
1t	Jack Kemp (LAC)	4	1960
1t	Y.A. Tittle (SF)	4	1957
1t	Otto Graham (Cle)	4	1954

24 GAMES IN, MURRAY APPROACHES FRANCHISE RECORD

In franchise history only Jim Hart (11) had more career games with both a passing and rushing TD than Murray has in his first 24 career games. Hart played in 199 games over 18 seasons with the Cardinals.

Franchise Record – Games w/ Rushing & Passing TD (Career)

Rnk	Player (Years)	Gms	Total Gms Played
1	Jim Hart (1966-83)	11	199
2t	Kyler Murray (2019-20)	8	24
2t	Ernie Nevers (1929-31)	8	31
4	Charley Johnson (1961-69)	7	87
5	Paul Christman (1945-49)	6	50

Murray's current streak of four consecutive games with a passing and rushing TD is tied for the longest in franchise history. He also had a three-game streak to begin the season that is tied for the third-longest in team history.

Franchise Record – Consecutive Games w/ Pass & Rush TD

Rnk	Player	Gms	Year(s)
1t	Kyler Murray	4	2020 (Games 5-8)
1t	Jim Hart	4	1968
3t	Kyler Murray	3	2020 (Games 1-3)
3t	Charley Johnson	3	1962-63
5t	Jim Hart	2	1969
5t	Charley Trippi	2	1951

A PRIMETIME PERFORMER

After leading the Cardinals to back-to-back primetime wins over the Cowboys (Week 6) and Seahawks (Week 7), **Murray** is now 2-1 in primetime games in his career and put up some impressive numbers in those contests.

In three career primetime starts, Murray has completed 60-of-96 pass attempts (62.5%) for 789 yards, 7 TDs and a 108.4 passer rating. He also rushed for 175 yards and 2 TDs in those contests.

Murray in Primetime

Opponent	Att	Com	Yds	TD	INT	Rate	Rush	Yds	TD
10/25/20 vs. Sea (SNF)	48	34	360	3	1	104.5	14	67	1
10/19/20 @ Dal (MNF)	24	9	188	2	0	93.7	10	74	1
10/31/19 vs. SF (TNF)	24	17	241	2	0	130.7	5	34	0
Totals	96	60	789	7	1	108.4	29	175	2



ONE-OF-A-KIND OUTING EARNS MURRY SECOND POW AWARD OF 2020

Murray was named NFL "Offensive Player of the Week" for the second time in three games for his performance against the Seahawks on Sunday Night Football. It was a one-of-a-kind outing.

Murray completed 34-of-48 pass attempts (70.8%) for 360 yards, 3 TDs and a 104.5 passer rating. He also added 67 rushing yards and a TD on 14 carries.

He became the first player in NFL history to throw for 350+ yards and 3+ TDs while also rushing for 50+ yards and a TD in a single game.

Murray also became the first player in franchise history with 300+ passing yards and 50+ rushing yards in a game.

#1'S PRODUCTIVE GROUND GAME

After rushing for a career-high 106 yards against the Dolphins last week, Murray has reached 500+ rushing yards in 2020. Combined with his franchise QB record 544 yards in 2019, he becomes just the fourth QB in NFL history with 500+ rushing yards in each of their first two seasons.



NFL History – QBs w/ 500+ Rush Yards in 1st 2 Seasons	Player (Team)	Years (Yds)
	Kyler Murray (AZ)	2019 (544) & 2020 (543)
	Lamar Jackson (Bal)	2018 (695) & 2019 (1,206)
	Josh Allen (Buf)	2018 (631) & 2019 (510)
	Cam Newton (Car)	2011 (706) & 2012 (741)

JUST TWO YARDS FROM A NEW RECORD

Murray's 106-yard performance last week against the Dolphins leaves him with 543 rushing yards in 2020 - just two yards shy of setting a new franchise single-season record for rushing yards by a QB. Murray set that record with 544 yards as a rookie in 2019.

Franchise Record - Rushing Yards By QB (Season)

Rnk	Player (Year)	Yds
1	Kyler Murray (2019)	544
2	Kyler Murray (2020)	543
3	Charley Trippi (1951)	501
4	Timm Rosenbach (1990)	470
5	Charley Trippi (1952)	350

HITTING THE 100-YARD MARK

After rushing for 106 yards against Miami, Murray joined Hall of Famer Charley Trippi (1951) as the only QBs in franchise history to rush for 100 yards in a game.

He joins Baltimore's Lamar Jackson (5 times in 2019) as the only NFL QBs to rush for 100+ yards in a game in the last two seasons (2019-20).

Despite having played in just 24 career games, Murray already owns six of the top-10 single-game rushing performances by a QB in franchise history.

Rushing Yards By Quarterback – Single Game (All-Time)

Rnk	Player	Yds	Opponent
1	Charley Trippi	145	12/16/51 @ Chicago
2	Kyler Murray	106	11/8/20 vs. Miami
3	Kyler Murray	93	10/6/19 @ Cincinnati
4	Kyler Murray	91	9/13/20 @ San Francisco
5	M.C. Reynolds	99	11/2/58 vs. Philadelphia
6	Charley Trippi	86	10/5/52 vs. Chicago
7	Charley Trippi	81	11/18/51 @ San Francisco
8	Kyler Murray	78	10/4/20 @ Carolina
9	Kyler Murray	74	10/19/20 @ Dallas
10	Kyler Murray	69	9/22/19 vs. Carolina

QB RECORD 8 RUSHING TDS IN 2020

Murray's 12-yard TD last week vs. Miami was his eighth rushing TD in 2020, extending his franchise record for most TD runs by a QB in a season. He now has twice as many TDs runs in eight games this season (8) than he had in 16 starts in 2019 (4).

Murray is the first QB in the Super Bowl era with at least eight rushing TDs in the first eight games of a season.



Franchise Record – Rushing TDs by QB (Season)

Rnk	Player (Year)	TDs	Gms
1	Kyler Murray (2020)	8	8
2	Jim Hart (1968)	6	13
3t	King Hill (1959)	5	11
3t	Lamar McHan (1956)	5	12
5t	Kyler Murray (2019)	4	16
5t	Jake Plummer (1998)	4	16
5t	Charley Trippi (1952)	4	11
5t	Charley Trippi (1951)	4	12
5t	Arnie Horween (1922)	4	11

It was Murray's fourth consecutive game with a rushing TD. The franchise record is five straight, last accomplished by Ottis Anderson in 1983-84.

Franchise Record – Consecutive Games with Rushing TD

Rnk	Player (Years)	Gms
1t	Ottis Anderson (1983-84)	5
1t	Jim Otis (1978)	5
1t	Donny Anderson (1972-73)	5
1t	MacArthur Lane (1970)	5
1t	Elmer Angsman (1948)	5
6t	Kyler Murray (2020)	4*
6t	Kenyan Drake (2019-20)	4
6t	Beanie Wells (2011)	4
6t	Tim Hightower (2009)	4
6t	Ottis Anderson (1980)	4
6t	Jim Hart (1968)	4
6t	John David Crow (1964)	4
6t	Ollie Matson (1957)	4
6t	Pat Harder (1947)	4
6t	Pat Harder (1946-47)	4

*Active Streak

GOING FOR 5 STRAIGHT

There have been only three QBs in NFL history that have had a rushing TD in at least five consecutive games. Murray can join that list with a TD run this week vs. Buffalo.

6 - Johnny Lujack (Chi), 1950
5 - Tobin Rote (GB), 1956
5 - Dutch Clark (Det), 1936

BETTER THAN AVERAGE GROUND GAME

The Cardinals ran for 178 yards and a TD on 37 carries (4.8 avg.) last week against Miami. Arizona has now rushed for 100+ yards in all eight games this season – and in 18 of 24 games under head coach Kliff Kingsbury.

The 2020 season marks just the second time (1984) in the last 46 years (1975-20) that the Cardinals rushed for 100+ yards in each of the first eight games of a season.

The Cardinals have now rushed for 1,303 yards and 13 TDs on 253 carries (5.2 avg.) in 2020. Arizona's 1,303 rushing yards are the most through the first eight games of a season since the team had 1,336 rushing yards in 1976.

Arizona ranks second in the NFL averaging 162.9 rushing yards per game in 2020.

NFL Leaders – Rushing Yards/Game (2020)					
Rnk	Team	Yds/Gm	Att	Avg	TD
1	Baltimore	170.1	266	5.12	10
2	Arizona	162.9	253	5.15	13
3	Minnesota	160.4	235	5.46	13
4	New England	159.6	262	4.87	13
5	Cleveland	150.0	238	5.04	8



Arizona's 13 rushing TDs this season - including eight in the last four games - are tied for second in the NFL in 2020.

NFL Leaders – Rushing TDs (2020)

Rnk	Team	TDs
1	San Francisco	15
2t	Arizona	13
2t	Minnesota	13
2t	New England	13
5t	L.A. Rams	11
5t	Atlanta	11

RUSHING AVERAGE ABOVE RECORD PACE

After finishing #32 in the NFL in both rushing yards and rushing average in 2018, the Cardinals finished the 2019 season having averaged over 5.0 yards per rush attempt as a team for the first time in franchise history. Arizona averaged a franchise-record 5.03 yards per rush attempt last season.

Through eight games in 2020, the Cardinals are averaging 5.15 yards per rush attempt, putting them on pace to break the franchise record set in 2019.

Arizona's 5.15 rushing yards per attempt in 2020 ranks second in the NFL.

NFL Leaders – Team Rushing Avg. (2019)

Rnk	Team	Avg.	Yds	Att
1	Minnesota	5.46	1,283	235
2	Arizona	5.15	1,303	253
3	Baltimore	5.12	1,361	266
4	Cleveland	5.04	1,200	238
5	Philadelphia	4.92	949	193

RUNNING FOR 150+ UNDER KINGSBURY

The Cardinals have rushed for 150+ yards in 10 of 24 games under Kingsbury. Arizona had seven such games in the three seasons (2016-18) prior to his arrival. The Cardinals are 8-2 when rushing for 150+ yards under Kingsbury.

LONG DISTANCE RUSHING TOUCHDOWNS

RB Kenyan Drake had a 69-yard rushing TD in Week 6 at Dallas, giving Arizona four rushing TDs of 20+ yards in 2020 (QB Kyler Murray - 2; RB Chase Edmonds - 1). That is the most in the NFL this season.

GIVING CREDIT TO THE O-LINE

With the Cardinals fielding the NFL's #1 ranked offense and #2 ranked rushing attack in 2020, credit is due to the offensive line.

Below is a look at what the Cardinals have accomplished behind the O-line in 2020.

Keeping Kyler Clean in the Passing Game

Murray has been well-protected behind the line of scrimmage this season. In 2020, the Cardinals rank:

- 7th in the NFL in sack percentage (3.5)
- t-5th in the NFL in total QB pressures (46)
- t-2nd in the NFL in sacks allowed (10)
- 2nd in the NFL in sack yardage (57)
- 1st in QB hits taken (16)

Helping the Run Game Succeed

The Cardinals have one of the NFL's top run games in 2020. Arizona ranks:

- 3rd in runs of 10+ yards (38)
- 3rd in runs of 20+ yards (11)
- 2nd in rushing average (5.15)
- 2nd in rushing yards per game (162.9)
- t-2nd in rushing TDs (13)
- 1st in rushing average before contact (4.23)

A PRESSURE-FREE GAME AGAINST SEATTLE

Despite 48 pass attempts against the Seahawks in Week 7, **Murray** was not sacked once. Seattle also did not register a single QB hit in the game.

The win over Seattle marked the first time since 12/23/07 (Kurt Warner - 52) that the Cards allowed no sacks in a game they had at least 45 pass attempts.



KIRK HEATING UP IN THE DESERT

WR **Christian Kirk** had five receptions for a season-high 123 yards against Miami last week, including a 56-yard TD catch in the second quarter.



After posting 11 receptions for 154 yards and a TD in his first four games this season, Kirk now has 12 catches for 246 yards and five TDs in the last three games.

The TD grab vs. Miami was Kirk's sixth TD reception of 2020. He now has many TD catches in seven games played this season (missed Week 3 due to injury) as he had in his first two NFL seasons (2018-19) combined (6).

Kirk (6 in 2020) joins Larry Fitzgerald (7 through 8 games in both 2009 & 2015), as the only Cardinals players in the last 12 seasons with at least six TD catches in the first eight games of a season.

Only six players in the NFL have more TD catches than Kirk in 2020.

NFL Leaders - TD Receptions (2020)

Rnk	Player (Team)	TDs	Gms
1	Tyreek Hill (KC)	9	9
2t	Davante Adams (GB)	8	6
2t	DK Metcalf (Sea)	8	8
4t	Mike Evans (TB)	7	9
4t	Tyler Lockett (Sea)	7	8
4t	Adam Thielen (Min)	7	8
7t	Christian Kirk (AZ)	6	7
7t	A.J. Brown (Ten)	6	6
7t	Jonnu Smith (Ten)	6	8
7t	Calvin Ridley (Atl)	6	8
7t	Travis Kelce (KC)	6	9
7t	Will Fuller (Hou)	6	8

CHRISTIAN'S LONG-DISTANCE TOUCHDOWN CATCHES

Of Kirk's 12 career TD receptions, five have covered 50+ yards. Most recently, Kirk had an 80-yard TD catch against the Cowboys on Monday Night Football in Week 6 and a 56-yard TD reception vs. Miami last week.

Dating back to Kirk's rookie season in 2018, only the Chiefs Tyreek Hill (6) has more TD receptions of 50+ yards.

NFL Leaders – TD Receptions of 50+ Yards (2018-20)

Rnk	Player (Team)	TDs
1	Tyreek Hill (KC)	6
2t	Christian Kirk (AZ)	5
2t	DeSean Jackson (Phi)	5
2t	A.J. Brown (Ten)	5
2t	D.J. Moore (Car)	5

BACK-TO-BACK GAMES WITH MULTIPLE TDS

Kirk had two TD catches against the Cowboys in Week 6 and followed that up with a pair of TD catches against Seattle in Week 7. In doing so, he became just the fifth different player in franchise history to have multiple TD receptions in back-to-back games.

Cardinals w/ Multiple TD Catches in Consecutive Games

Gms	Player (Year)	TDs	Opponents
2	Christian Kirk (2020)	4	2 at Dal (10/19); 2 vs. Sea (10/25)
2	Larry Fitzgerald (2015)	5	3 at Chi (9/20); 2 vs. SF (9/27)
2	Anquan Boldin (2007)	4	2 at Bal (9/23); 2 at Was (10/21)
2	Larry Fitzgerald (2004)	4	2 vs. StL (12/19); 2 at Sea (12/26)
2	Sonny Randle (1960-61)	5	3 vs. Pit (12/18/60); 2 at Cle (9/24/61)
2	Mal Kutner (1948)	4	2 at Det (11/25); 2 vs. GB (12/5)

THE MURRAY-TO-KIRK TD CONNECTION IS REVIVED

Kirk has caught 11 TD passes from **Kyler Murray** dating back to their season together at Texas A&M in 2015.

- 56-yard TD pass in the second quarter vs. Miami on 11/8/20
- 8-yard TD pass in the fourth quarter vs. Seattle on 10/25/20
- 7-yard TD pass in the second quarter vs. Seattle on 10/25/20
- 80-yard TD pass in the second quarter @ Dallas on 10/19/20
- 6-yard TD pass in the first quarter @ Dallas on 10/19/20
- 3-yard TD pass in the third quarter @ Carolina on 10/4/20
- 15-yard TD pass in the fourth quarter @ Tampa Bay on 11/10/19
- 69-yard TD pass in the third quarter @ Tampa Bay on 11/10/19
- 33-yard TD pass in the second quarter @ Tampa Bay on 11/10/19
- 10-yard TD pass in the second quarter vs. Ball State on 9/12/15
- 14-yard TD pass in the second quarter vs. Western Carolina on 11/14/15

Of the nine TD passes between Kirk and Murray with the Cardinals over the last two seasons, three have covered at least 50 yards. Only Tennessee's Ryan Tannehill and A.J. Brown (4) have connected on more TD passes of 50+ yards over the last two seasons.

QB to WR TD Passes of 50+ Yards (2019-20)

Rnk	QB to WR	TDs	Team
1	Ryan Tannehill to A.J. Brown	4	Tennessee
2t	Kyler Murray to Christian Kirk	3	Arizona
2t	Kirk Cousins to Stefon Diggs	3	Minnesota
4t	Many duos with 2		

TOP-10 SCORING DEFENSE

Despite facing some heavy firepower over the last few weeks, the Cardinals defense ranks #8 in the NFL, allowing 22.5 points per game in 2020.

Rnk	Team	PPG
1	Baltimore	17.8
2	L.A. Rams	19.0
3	Indianapolis	20.0
4t	Miami	20.1
4t	Pittsburgh	20.1
6	Kansas City	20.3
7	Chicago	21.1
8	Arizona	22.5
9	Tampa Bay	22.6
10	San Francisco	23.0



ALLOWING 20 POINTS OR FEWER

The Cardinals (4) are one of nine teams in the NFL that has held opponents to 20 points or fewer in at least four games, joining Kansas City (7), LA Rams (5), Tampa Bay (5), Baltimore (5), Chicago (4), Miami (4), NY Giants (4) and San Francisco (4).

Arizona is 4-0 in games it allows 20 points or fewer this season.

DEFENSE COMES THROUGH IN THE SECOND HALF VS. SEATTLE

Arizona's unforgettable comeback vs. Seattle on Sunday Night Football in Week 7 wouldn't have been possible without the efforts of the defense in the second half. The Cardinals outscored Seattle 20-7 in the second half/OT as the defense held the Seahawks high-powered offense to just one TD on their final six possessions, which went as follows:

-- Punt / INT / TD / Punt / Punt / INT --

The Cardinals defense was at its best in the most crucial time – the OT period. On the Seahawks two OT possessions, Arizona's defense recorded 2.0 sacks, 4 tackles for loss, 2 QB hits, an INT and held Seattle to minus-6 rushing yards.

CARDS DEFENSE IN THE LAST 12 GAMES

Below is a look at Arizona's defensive rankings under defensive coordinator **Vance Joseph** dating back to the final four games of the 2019 season.

NFL Defensive Ranks (Since Week 14 of 2019)

Statistic	Rnk
Rushing TDs Allowed (7)	t-1 st
Tackles for Loss (69)	t-4 th
Red Zone TD % (54.8)	7 th
Sack Yardage (240)	7 th
Points Allowed/Game (22.6)	8 th
TDs Allowed (28)	t-8 th
Yards/Play Allowed (5.35)	9 th
Sacks (32)	t-9 th
Passing Yards/Game (231.0)	12 th
Net Yards Allowed/Game (356.4)	15 th



GOLDEN SHINES IN RETURN TO AZ

On October 23, the Cardinals sent a 2021 sixth-round pick to the Giants in exchange for LB **Markus Golden**, who played the first four years (2015-18) of his career in Arizona.

Last week vs. Miami - in his first game back in a Cardinals uniform - Golden posted five tackles, a sack, a tackle for loss, a QB hit and a pass defensed.

GOLDEN'S BREAKOUT CAMPAIGN

Originally a second-round selection by the Cardinals in the 2015 NFL Draft out of Missouri, Golden had 19 sacks, 119 tackles, 6 forced fumbles and a fumble recovery in 46 games with Arizona.

During his second year in the NFL, *Golden set single-season career highs with 12.5 sacks (tied for third in the league), 16 tackles for loss and 4 forced fumbles during a breakout campaign.*

NFL Leaders – Sacks (2016)

Rnk	Player (Team)	Sacks
1	Vic Beasley, Jr. (Atl)	15.5
2	Von Miller (Den)	13.5
3t	Markus Golden (AZ)	12.5
3t	Lorenzo Alexander (Buf)	12.5
3t	Danielle Hunter (Min)	12.5

JOINING ELITE COMPANY IN THE BIG APPLE

During his first season with New York in 2019, Golden set single-season career highs in tackles (72) and QB hits (27) and led the Giants with 10.0 sacks.

He became the first Giants player with double-digit sacks since Jason Pierre-Paul (12.5 in 2014), and *joined Hall of Famer Lawrence Taylor (7x) as the only LBs in franchise history with 10+ sacks in a season.*



CAPTAIN BAKER - CARDINALS HEART & SOUL

"The guy is a human eraser. He makes a ton of tackles, he brings energy, he brings juice, he's physical. He's our leader and our heart and soul on defense." - GM Steve Keim

"Nobody means more to this football team than Budda Baker, and you can take that to the bank." - WR Larry Fitzgerald

Signed to a four-year contract extension during training camp, **S Budda Baker** is delivering quite the encore performance this year after a breakout campaign in 2019.

Fresh off being named "NFC Defensive Player of the Month" for October, Baker has vaulted himself into the conversation for Defensive Player of the Year with his performance so far in 2020.

In Week 7 vs. Seattle, Baker posted a game-high 14 tackles, his second INT of the season, a tackle for loss and a pass defensed in the win over Seattle. *It was a fitting end to a remarkable six-day stretch on the national stage in which the All-Pro was named a team captain, totaled 21 tackles, 2 INTs (one returned 90 yards), 1.0 sack, 2 passes defensed, 2 tackles for loss, 2 QB hits, a forced fumble and an NFC "Defensive Player of the Week" award (Week 6).*

Despite playing with a surgically repaired thumb that forced him to miss the Week 4 contest at Carolina, Baker has registered 64 tackles, 2.0 sacks, 4 tackles for loss, 2 INTs, 3 passes defensed and a forced fumble in 2020. His 64 tackles rank second on the team (Jordan Hicks - 66), and his 2 INTs are tied for the team lead (Patrick Peterson).

Baker's 64 tackles rank third among all NFL DBs in 2020, despite him having played in fewer games than any other player in the top-5 on the list.

NFL Leaders – Total Tackles by a DB (2020)

Rnk	Player (Team)	Tackles	GP
1	S Jordan Poyer (Buf)	76	9
2	S Jeremy Chinn (Car)	66	8
3	S Budda Baker (AZ)	64	7
4	S Josh Jones (Jax)	61	8
5	S Vonn Bell (Cin)	58	8

Since the start of the 2019 season, Baker leads all NFL DBs in total (211) and solo (139) tackles - and leads by a wide margin.

NFL Leaders – Total Tackles by a DB (2019-20)

Rnk	Player (Team)	Tackles	Solo	GP
1	S Budda Baker (AZ)	211	139	23
2	S Jordan Poyer (Buf)	180	103	25
3	S Logan Ryan (NYG)	165	105	25
4	S Landon Collins (Was)	158	95	22
5	S Jessie Bates III (Cin)	157	103	24

FIRST 50 GAMES, 0 INTS - LAST 3 GAMES, 2 INTS

After going without an INT in his first 50 career games, Baker had an INT in back-to-back games in Weeks 6-7. He tallied his first career INT off Cowboys QB Andy Dalton on Monday Night Football in Week 6. Prior to that two-game stretch, the last time Baker had an INT in consecutive games was in his sophomore year at the University of Washington in 2015 when he had an INT at Stanford (10/24) and vs. Arizona (10/31).

ANOTHER OT WIN FOR ARIZONA

In defeating the Seahawks in OT on Sunday Night Football in Week 7, the Cardinals earned their 27th all-time OT victory. In NFL history, only Denver (28) has more OT wins than Arizona (27).

NFL History – Total OT Victories

Rnk	Team	Wins
1	Denver	28
2	Arizona	27
3t	Washington	25
3t	Chicago	25
5	NY Jets	24

The win over Seattle gives the Cardinals a .617 win percentage (27-16-4) in their 47 overtime contests. That is the best OT winning percentage in NFL history.

NFL History – Total OT Victories

Rnk	Team	Win%	Record
1	Arizona	.617	27-16-4
2	Denver	.604	28-18-2
3	Washington	.591	25-17-2
4	Buffalo	.583	21-15-0
5	NY Giants	.575	22-16-2

Dating back to 2007, the Cardinals are 11-2-2 in their last 15 OT games. They are 4-0-2 in OT games since 2013.



HOPKINS' RECORD-SETTING START

WR **DeAndre Hopkins** has been as good as advertised in his first season with the Cardinals, who acquired the three-time 1st-team All-Pro in the offseason in a trade with Houston.

Through eight games, Hopkins has 60 receptions for 734 yards and three TDs.

He is currently on pace for 120 receptions and 1,468 receiving yards in 2020.

The reception total would establish a new franchise single-season record while the receiving yardage total would rank fourth in team history.

His current career highs for both receptions (115) and receiving yards (1,572) came in 2018.

Through eight games in Arizona, Hopkins has:

- 4 games with 100+ receiving yards
- 3 games with 10+ receptions
- 1 game with 14 receptions (career high)
- 6 games averaging 10.0+ yards per catch

Hopkins is currently tied for third in the NFL in receptions (60), fifth in receiving yards (734) and is tied for second in first down receptions (39).

NFL Leaders - Receptions (2020)

Rnk	Player (Team)	Rec	Gms
1	Stefon Diggs (Buf)	63	9
2	Keenan Allen (LAC)	62	8
3t	DeAndre Hopkins (AZ)	60	8
3t	Robby Anderson (Car)	60	9
3t	Alvin Kamara (NO)	60	8

NFL Leaders - Receiving Yards (2020)

Rnk	Player (Team)	Yds
1	Stefon Diggs (Buf)	813
2	DK Metcalf (Sea)	788
3	Travis Kelce (KC)	769
4	Robby Anderson (Car)	751
5	DeAndre Hopkins (AZ)	734

NFL Leaders - 1st Down Receptions (2020)

Rnk	Player (Team)	Rec
1	Travis Kelce (KC)	42
2t	DeAndre Hopkins (AZ)	39
2t	Keenan Allen (LAC)	39
4t	Tyler Boyd (Cin)	36
4t	Davante Adams (GB)	36



HOPKINS GOING FOR THE LEAD

Although he has never led the NFL in receptions or receiving yards in a season, Hopkins finished second in the NFL in receiving yards (1,572) in 2018 and has twice finished third in receptions (115 in 2018; 111 in 2015).

-He led the AFC in receptions in 2018 (115) and tied for the AFC lead in 2019 (104).

-He led the AFC in receiving yards in 2018 (1,572).

A START FOR THE RECORD BOOKS

Hopkins' 60 catches in 2020 are the most in NFL history in player's first eight games with a team. The previous record was 59.

NFL Record - Receptions in 1st 8 Games with a Team

Rnk	Player (Team)	Rec	Year
1	DeAndre Hopkins (AZ)	60	2020
2t	Brandon Marshall (Chi)	59	2012
2t	Lionel Taylor (Den)	59	1960
4	Saquon Barkley (NYG)	58	2018
5t	Emmanuel Sanders (Den)	57	2014
5t	Eric Metcalf (Atl)	57	1995

Hopkins' 60 receptions also tied the franchise record for receptions in the first eight games of a season.

Franchise Record - Receptions in 1st 8 Games of Season

Rnk	Player (Year)	Rec
1t	DeAndre Hopkins (2020)	60
1t	J.T. Smith (1989)	60
3t	Larry Fitzgerald (2009)	56
3t	Larry Fitzgerald (2016)	56
5t	Larry Fitzgerald (2015)	55
5t	David Boston (2001)	55

The win over Seattle in Week 7 marked Hopkins' 34th career 100-yard outing - and fourth with Arizona. Only one player in franchise history had more 100-yard outings in the first eight games of a season.

Franchise Record - 100+ Receiving Yard Outings in 1st 8 Games

Rnk	Player (Year)	Gms
1	David Boston (2001)	5
2t	DeAndre Hopkins (2020)	4
2t	Larry Fitzgerald (2008, 2005)	4
2t	Rob Moore (1997)	4
2t	J.T. Smith (1989)	4
2t	Roy Green (1984)	4
2t	Sonny Randle (1962)	4

A CAREER-HIGH IN WEEK 1

Making his Cardinals debut at San Francisco, Hopkins established a career-high with 14 receptions, finishing with 151 receiving yards.

Hopkins' 14 receptions were the most in franchise history in a season-opener and tied for the second-highest single-game total in franchise history.

Franchise Record - Receptions (Single-Game)

Rnk	Player	Rec	Opponent
1	Sonny Randle	16	11/4/62 at NYG
2t	DeAndre Hopkins	14	9/13/20 at SF
2t	Anquan Boldin	14	9/23/07 at Bal
4t	7 times	13	

EXTRAORDINARY DUO

With the acquisition of WR **DeAndre Hopkins** this offseason, the Cardinals receiving corps includes the only wideout to earn 1st-Team All-Pro honors each of the last three seasons (Hopkins) and the receiver who currently ranks second in NFL history in both receptions and receiving yards (**Larry Fitzgerald**).

Between the two All-Pro's, Fitzgerald and Hopkins have combined for:



Statistic	Total
Total Seasons Played	23
Pro Bowls	15
1 st -Team All-Pro Selections	4
Games Played	376
Seasons of 1,000+ Receiving Yards	14
Receptions	2,103
Receiving Yards	26,680
TD Receptions	177
100-Yard Receiving Performances	83
Games with multiple TD Catches	29
Games with 10+ Receptions	29

In their combined 23+ NFL seasons (384 possible games), Fitzgerald and Hopkins have missed a total of eight games. Neither player has ever posted of a season of fewer than 50 receptions or fewer than 700 receiving yards.

GREAT THINGS ACCOMPLISHED AT A YOUNG AGE

With a 131-yard performance against the Jets in Week 5, Hopkins eclipsed 9,000 receiving yards for his career. Only three players in NFL history reached the milestone at a younger age than Hopkins (28 years, 127 days).

NFL History - Youngest Players to Reach 9,000 Receiving Yards

Player	Age	Years
Randy Moss	27 years, 310 days	1998-04
Calvin Johnson	28 years, 56 days	2007-13
Larry Fitzgerald	28 years, 81 days	2004-11
DeAndre Hopkins	28 years, 127 days	2013-20
Julio Jones	28 years, 326 days	2011-17

In Week 11 of the 2019 season at Baltimore, Hopkins (27 years, 5 months, 12 days) became the second-youngest player in NFL history to reach 600 career receptions - behind only Larry Fitzgerald.

NFL History - Youngest Players to Reach 600 Receptions

Player	Age	Years
Larry Fitzgerald	27 years, 3 months, 20 days	2004-10
DeAndre Hopkins	27 years, 5 months, 12 days	2013-19

Three weeks prior (Week 8 vs. Oakland), Hopkins (27 years, 4 months, 22 days) became the third-youngest player in NFL history to reach 8,000 career receiving yards behind only Fitzgerald and Hall of Famer Randy Moss.

1,400 CATCHES AND STADIUM RECORD FOR #11

WR **Larry Fitzgerald** had a milestone performance in the Cardinals Week 7 win over Seattle at State Farm Stadium.

He caught eight passes for 62 yards vs. the Seahawks. With his first reception of the game, Fitzgerald became just the second player in NFL history to reach 1,400 receptions in his career. Fitzgerald joined Jerry Rice - the NFL's all-time receptions leader with 1,549 - as the only players in league history to reach the milestone.



Fitzgerald reached 1,400 receptions at 37 years, 55 days old while playing in his 257th career game. Rice reached 1,400 receptions at 40 years, 7 days old while playing in his 260th career game.

658 CATCHES AT STATE FARM STADIUM AN NFL RECORD

Fitzgerald's first reception against Seattle in Week 7 was also his 647th career catch at State Farm Stadium. He has more receptions at State Farm Stadium than any other player in NFL history at a single venue. He surpassed the previous record held by Rice (646 at Candlestick Park).

NFL History - Receptions By Stadium

Rnk	Player (Team)	Rec	Stadium
1	Larry Fitzgerald (AZ)	658	State Farm Stadium
2	Jerry Rice (SF)	646	Candlestick Park
3	Andre Johnson (Hou)	560	NRG Stadium
4	Cris Carter (Min)	531	Mall of America Field
5	Marvin Harrison (Ind)	515	RCA Dome

Combined with 71 receptions in two seasons played at Sun Devil Stadium (2004-05), Fitzgerald has 729 catches in home games for the Cardinals during the regular season.

2020 HIGHLIGHTS - CARDS SHINE IN PRIMETIME

The Cardinals played back-to-back games in primetime in a six-day stretch that saw the team earn victories over Dallas (Monday Night Football) and Seattle (Sunday Night Football) in Weeks 6-7.

The win over Seattle on Sunday Night Football in Week 7 was the Cardinals 14th primetime victory dating back to 2008. In 38 seasons between 1970-2007, the Cardinals had 10 total primetime wins.

The 2020 season marks the first time in franchise history the Cardinals have won on Monday Night Football and Sunday Night Football in consecutive weeks.

With the victories over Dallas and Seattle, Arizona won primetime games in consecutive weeks for just the fourth time in franchise history – and for the first time since 2016 (Week 5 @ SF on TNF; Week 6 vs. NYJ on MNF).

The victory over Dallas was the Cardinals third-ever road win on Monday Night Football and first since 1977. Arizona is 4-1 in its last five appearances on MNF. The Cardinals have as many wins in their last five MNF appearances (4) as they had in their previous 20 (4).

CARDINALS WIN OT THRILLER VS. SEATTLE IN WEEK 7

The Cardinals defeated the previously unbeaten Seattle Seahawks 37-34 in overtime at State Farm Stadium on Sunday Night Football in Week 7. Arizona came out on top in a wild affair in which the Cardinals never led in regulation or OT until kicking the game-winning FG with 0:15 remaining in OT.

- Seattle entered the game with a 30-0 record when leading by 10+ points at halftime in the regular season with Russell Wilson as the starter.

- The contest marked just the fourth time in Wilson's 136 career starts that he threw at least three INTs in a game. Arizona became the first team to record at least three INTs off Wilson since the Jaguars had three on 12/10/17.

- Wilson entered the game having thrown just three INTs on 169 pass attempts in Seattle's first five games in 2020 - all wins.

- With the victory, the Cardinals snapped a seven-game winless streak at home against the Seahawks and earned their first win over Seattle at State Farm Stadium since 2012.

- Arizona handed the Seahawks just their eighth loss in 40 primetime games under Pete Carroll. Seattle entered the game with a 31-7-1 record in primetime and their .808 winning percentage was the best in the NFL.

RUNNING OVER THE COWBOYS IN DALLAS IN WEEK 6

The Cardinals ran for a season-high 261 yards and three TDs on 35 carries (7.5 avg.) in the win over the Cowboys on Monday Night Football.

The victory over the Cowboys marked the second time the Cardinals rushed for 260+ yards in a game in the last two seasons (266 yards at Cincinnati, 10/6/19). That equals the number of the games in which Arizona had 260+ yards in the previous 38 seasons: 11/27/11 at St. Louis (268) and 9/22/96 at New Orleans (267).

On the defensive side, facing the NFL's #3 ranked scoring offense in Dallas, the Cardinals held the Cowboys (who entered the contest averaging 32.6 points/game) to season lows in points (10) and total TDs (1).

TAKING DOWN THE NFC CHAMPS IN WEEK 1

The Cardinals defeated the defending NFC Champion San Francisco 49ers 24-20 in the season-opener at Levi's Stadium. With the victory, Arizona earned its first Week 1 win since 2015 and first Week 1 road victory since 2010.

With the victory, Arizona improved to 5-2 at Levi's Stadium. The Cardinals also improved to 9-2 in their last 11 games vs. the 49ers.

- Arizona trailed 10-0 early and entered the 4th quarter trailing 13-10 but went on to earn the comeback victory. In 2019, the Cardinals were 0-7-1 in games they trailed entering the fourth quarter. Prior to the win over the Niners, the last time the Cardinals won a game in which they trailed entering the fourth quarter was on 10/28/18 vs. San Francisco (trailed 12-3 entering the fourth and won 18-15).

- The Cardinals comeback victory was the result of two long fourth quarter TD drives (94 and 75 yards). It marked the first time since 2016 (12/18 vs. New Orleans; 75 and 75 yards) that Arizona had multiple TD drives of 75+ yards in the fourth quarter/OT of a game.



AWARDS COME POURING IN

The Cardinals piled up the awards in the month of October. Most recently, S **Budda Baker** was named "NFC Defensive Player of the Month" for October and QB **Kyler Murray** was named "NFC Offensive Player of the Week" for his Week 7 performance vs. Seattle.

Between Murray and Baker, the duo have combined for three consecutive "Player of the Week" awards (Weeks 5-7) and one "Player of the Month" award - all of which came in October.

It is just the fourth time (2015, Weeks 14-16; 2014, Weeks 8-10; 1998, Weeks 15-17) in team history that the Cardinals have had "Player of the Week" winners in three straight weeks.

DEFENSIVE PLAYER OF THE MONTH (OCTOBER) - S BUDDA BAKER

Baker was named the "NFC Defensive Player of the Month" for his performance in October, marking the first time in his career he has earned the honor.

He finished the month of October with 31 tackles, 2.0 sacks, 2 INTs (90 return yards), 3 TFL, 3 QB hits, 2 PD and a FF in three games played - all Arizona victories. He played all three games with a cast on his thumb after having surgery which forced him to miss Arizona's Week 4 game at Carolina.

Baker became the first NFL player in the last seven seasons (2014-20) to record at least 30 tackles, 2.0, 2 INTs and a FF in a single calendar month.



He was the only player in the NFL with multiple sacks and multiple INTs in October and his 31 tackles ranked second among all NFL DBs.

OFFENSIVE PLAYER OF THE WEEK - KYLER MURRAY (WEEKS 5 & 7)

Murray was named the "NFC Offensive Player of the Week" for his performance against the Jets in Week 5 and vs. the Seahawks in Week 7. With his two "Offensive Player of the Week" selections in 2020, he has now earned the honor three times in his career. He joins Kurt Warner (5x) and Neil Lomax (4x) as the only QBs in team history with at least three "Offensive Player of the Week" selections.

Murray also became the first Cardinals QB to be named "Player of the Week" twice in the same season since Warner in 2009.

WEEK 7 VS. SEATTLE: Murray completed a career-high 34-of-48 pass attempts (70.8%) for 360 yards, 3 TDs and a 104.5 passer rating. He also added 67 rushing yards and a TD on 14 carries. He became the first player in NFL history to throw for 350+ yards and 3+ TDs while also rushing for 50+ yards and a TD in a single game.

WEEK 5 AT NY JETS: Murray completed 27-of-37 pass attempts (72.9%) for a career-high 380 yards, a TD and a passer rating of 103.4. He also ran for 31 yards and a TD on nine carries. His 380 passing yards led the NFL in Week 5 and were also the most passing yards by a Cardinals QB in a win since Carson Palmer threw for 419 yards in a 27-14 victory at Jacksonville in 2013.

DEFENSIVE PLAYER OF THE WEEK - S BUDDA BAKER (WEEK 6 AT DALLAS)

Baker earned his first career "Defensive Player of the Week" after recording 7 tackles, a sack, his first career INT, a tackle for loss, two QB hits, a pass defensed and a forced fumble in the Monday night victory over the Cowboys.

He became the first Cardinals player since 2003 (Renaldo Hill on 11/2 vs. Cincinnati) to record a sack, an INT and a forced fumble in the same game.

TALENT FROM STATE 48

The Cardinals roster includes six players who played either high school or college football in the state of Arizona. That includes 2020 seventh round pick RB **Eno Benjamin** - who had a record-breaking career at Arizona State.

The selection of Benjamin in 2020 marked the third consecutive year that the Cards drafted a player who played high school or college football in Arizona. In 2018 the team drafted WR **Christian Kirk** and in 2019 it was CB **Byron Murphy, Jr.**

Player	High School (City) / College	Draft Rnd - Year (Team)
RB Eno Benjamin	Arizona State	7th-2020 (Cardinals)
K Zane Gonzalez	Arizona State	7th-2017 (Browns)
QB Brett Hundley	Chandler (Chandler)	5th-2015 (Packers)
LB Devon Kennard	Desert Vista (Phoenix, AZ)	5th-2014 (Giants)
WR Christian Kirk	Saguaro (Scottsdale)	2nd-2018 (Cardinals)
CB Byron Murphy Jr.	Saguaro (Scottsdale)	2nd-2019 (Cardinals)

A LOCAL KID RETURNS TO AZ, FOLLOWS IN FATHER'S CARDINALS FOOTSTEPS

One of the Cardinals top signings of the 2020 free agency period was LB **Devon Kennard**. He is the son of former Cardinals offensive lineman Derek Kennard Sr., who also played for the Los Angeles Express of the USFL in addition to the Saints and Cowboys.

Following his playing career, Derek returned to Arizona to raise his family. Devon grew up in Phoenix and starred at Desert Vista High School before attending USC.

When Devon took the field in Week 1 at San Francisco, the Kennards became the third father-son duo to play for the Cardinals, joining the Butlers (Kevin and Drew) and the Metcalfs (Terry and Eric).



LARRY FITZGERALD - AT A GLANCE

- An 11-time Pro Bowl selection, ranks second in NFL history in receptions (1,411) and receiving yards (17,344) and sixth in league annals with 120 TD receptions.

- Named a team captain in 2020, marking the 10th time in his career he has earned the honor.

- Selected by the Cardinals 3rd overall in the 2004 NFL Draft, is in his 17th season in Arizona in 2020. In team history, only QB Jim Hart (18) played more seasons with the team.

- Has played more games with the Cardinals (258) than any other WR in NFL history has played with a single team. The only offensive players in NFL history to appear in more games with a single team are OL Bruce Matthews (296 w/Titans), QB Tom Brady (285 w/Patriots) and OL Jackie Slater (259 w/Rams).

- Has an active streak of 92 consecutive starts, the longest active streak among NFL WRs.

- One of 10 WRs named to the NFL 100 All-Time Team in December 2019, joining nine Pro Football Hall of Famers as the only active player in the group.

- In April of 2020, named to the 2010-19 All-Decade Team by the Pro Football Hall of Fame's 48-member selection committee.

- Selected to a franchise-record 11 Pro Bowls, joining Hall of Fame WR Jerry Rice (13) as the only WRs in NFL history selected to the Pro Bowl at least 11 times.

- His streak of 251 consecutive games with a reception is the second-longest in NFL history. Has a catch in 257 of 258 career games played.

- His 1,411 career receptions are the most for any player in NFL history with a single team, surpassing the previous record held by Rice (1,281 with SF).

- Named a co-winner (along with QB Eli Manning) of the 2016 Walter Payton NFL Man of the Year award.

- At #69 on the NFL Networks Top-100 Players of 2020, has now made the All-100 Team in all 10 years of its existence. He is the only non-QB to accomplish that feat.

- The 2019 season marked the 13th time in 16 seasons he led the Cards in receiving yards. In NFL history, only Jerry Rice (15 times) led his team in receiving yards more times.

- Has caught at least one pass in all 42 different stadiums he has played in during his NFL career and has at least one TD reception in 27 different stadiums.

- In February of 2018, joined PGA pro Kevin Streelman in winning the Pebble Beach Pro-Am golf tournament. Became the first African-American amateur to win the event – which dates back to 1937 – and the first professional athlete to win the title since Dan Marino in 1988.



SEASON #17 FOR FITZ

Fitzgerald is in his 17th NFL season in 2020 – all of which have come in a Cardinals uniform.

No active player has spent more seasons with just one team than Arizona's 2004 first round pick.

Seasons with One NFL Team (Active)


Rnk	Player (Team)	Season
1t	WR Larry Fitzgerald (Arizona)	17
1t	QB Ben Roethlisberger (Pittsburgh)	17
1t	LS Don Muhlbach (Detroit)	17
4t	QB Aaron Rodgers (Green Bay)	16
4t	LS L.P. Ladouceur (Dallas)	16

Only six players in NFL history played more seasons exclusively with one team than Fitzgerald in Arizona.

NFL History – Most Seasons Spent w/ Only One Team

Rnk	Player (Team)	Seasons
1	K Jason Hanson (Det)	21
2t	CB Darrell Green (Was)	20
2t	OL Jackie Slater (LAR)	20
4	OL Bruce Matthews (Ten)	19
5t	K Pat Leahy (NYJ)	18
5t	OL Jeff Van Note (Atl)	18
7t	WR Larry Fitzgerald (AZ)*	17
7t	K Jim Bakken (AZ)	17
7t	K Lou Groza (Cle)	17
7t	OL David Binn (LAC)	17
7t	QB John Brodie (SF)	17
7t	OL Mike Kenn (Atl)	17
7t	LB Ray Lewis (Bal)	17
7t	QB Dan Marino (Mia)	17
7t	LS Don Muhlbach (Det)*	17
7t	QB Ben Roethlisberger (Pit)*	17
7t	OL Mick Tingelhoff (Min)	17

*Active player



258 AND COUNTING WITH AZ

The Cardinals victory over the Seahawks in Week 7 was Fitzgerald's 258th career game.

In NFL history, only seven players (including just three offensive players) have appeared in more games with a single team.

Fitzgerald is the first WR in NFL history to appear in at least 250 career games with a single team.

NFL Leaders – Games w/ Single Team (All-Time)

Rnk	Player (Team)	Games
1	K Jason Hanson (Det)	327
2	OL Bruce Matthews (Hou/Ten)	296
3	CB Darrell Green (Was)	295
4	QB Tom Brady (NE)*	285
5	DE Jim Marshall (Min)	270
6	K Sebastian Janikowski (Oak)	268
7	OL Jackie Slater (LAR)	259
8	WR Larry Fitzgerald (AZ)*	258
9	LS David Binn (SD)	256
10t	QB Brett Favre (GB)	255
10t	TE Jason Witten (Dal)*	255

*Active player

In the 2019 season-opener against the Lions, Fitzgerald appeared in his 235th career game, establishing a new franchise record for career games played. He surpassed the previous record for games played held by former K Jim Bakken (234).



251 STRAIGHT WITH A CATCH

Fitzgerald has at least one catch in 251 consecutive games, which is the second-longest streak in NFL history behind Jerry Rice (274 straight).

His streak began in Week 9 of his rookie season in 2004 at Miami and continued exactly 16 years and 1 day later with four receptions against the Dolphins in Week 9 this year.

Fitzgerald's streak of 251 consecutive games with a catch is the longest in NFL history with a single team, and he has at least one catch in 257 of 258 career games played.



NFL Record – Consecutive Games with a Reception

Rnk	Player (Years)	Games	Duration
1	Jerry Rice (1985-2004)	274	18 years, 8 months, 15 days
2	Larry Fitzgerald (2004-)	251	16 years, 1 day
3	Tony Gonzalez (2000-2013)	211	13 years, 26 days
4	Marvin Harrison (1996-2008)	190	12 years, 3 months, 28 days
5	Hines Ward (1998-2010)	186	12 years

Among active streaks, Fitzgerald's run of 251 consecutive games with a reception is more than seven full seasons (121 games) longer than the second-place player: Antonio Brown (130 games).


ACTIVE STARTS STREAK LEADS ALL WRS

Fitzgerald made his 92nd consecutive start against the Dolphins in Week 9 – a streak that dates back to Week 14 of the 2014 season.

The 37-year old Fitzgerald entered 2020 having started all 16 games in each of the previous five seasons (2015-19). *His 92 consecutive starts represent the longest streak among active NFL receivers* and is the 5th-longest streak among all active offensive players.

NFL Leaders – Consecutive Starts by Offensive Players (Active)

Rnk	Player (Team)	Starts
1	QB Philip Rivers (Ind)	232
2	QB Russell Wilson (Sea)	136
3	T Jake Matthews (Atl)	103
4	C Jason Kelce (Phi)	97
5	WR Larry Fitzgerald (AZ)	92
6t	TE Kyle Rudolph (Min)	89
6t	C Alex Mack (Atl)	89
8	T Morgan Moses (Was)	88
9	QB Tom Brady (TB)	69
10	C Corey Linsley (GB)	65



FITZGERALD ON THE NFL'S ALL-TIME LISTS - WHERE HE RANKS

GETTING CLOSER TO RICE'S RECEPTIONS RECORD

With all-time receptions leader **Jerry Rice** on hand at State Farm Stadium in Week 4 last season, **Fitzgerald** passed Hall of Fame TE **Tony Gonzalez** for second place on the NFL's all-time list for career receptions. With 1,411 career receptions, he is 139 catches from passing Rice for the all-time record.

NFL All-Time Receptions Leaders

Rnk	Player (Years)	Rec
1	Jerry Rice (1985-04)+	1,549
2	Larry Fitzgerald (2004-)*	1,411
3	Tony Gonzalez (1997-13)+	1,325
4	Jason Witten (2003-17; 19-)*	1,225
5	Marvin Harrison (1996-08)+	1,102

+Hall of Fame Inductee *Active Player



Below is a breakdown of the reception total - by passer - for all players in top-5 in NFL history.

RECEPTIONS BY PASSER - RICE/FITZGERALD/GONZALEZ/WITTEN/HARRISON

Jerry Rice (23)		Larry Fitzgerald (22)		Tony Gonzalez (13)	
Rec	Passer	Rec	Passer	Rec	Passer
618	Steve Young	363	Carson Palmer	419	Trent Green
354	Joe Montana	345	Kurt Warner	383	Matt Ryan
202	Rich Gannon	107	Kyler Murray	207	Elvis Grbac
121	Jeff Garcia	84	Josh McCown	120	Damon Huard
62	Elvis Grbac	82	John Skelton	74	Tyler Thigpen
53	Steve Bono	70	Matt Leinart	53	Rich Gannon
32	Jeff Kemp	70	Kevin Kolb	38	Brodie Croyle
25	Rick Mirer	68	Drew Stanton	24	Chris Redman
22	Matt Hasselbeck	54	Josh Rosen	2	Dominique Davis
10	Steve Stenstrom	49	Derek Anderson	2	Quinn Gray
8	Mike Moroski	32	Blaine Gabbert	1	Todd Collins
8	Marques Tuiasosopo	21	Ryan Lindley	1	Larry Johnson (RB)
7	Jeff Brohm	13	Max Hall	1	Warren Moon
6	Ty Detmer	12	Sam Bradford		
5	Matt Cavanaugh	10	Shaun King		
5	Tee Martin	8	John Navarre		
3	Trent Dilfer	7	Rich Bartel		
2	Kerry Collins	6	Brian Hoyer		
2	Rob Johnson	5	Tim Rattay		
1	Cary Conklin	3	Mike Glennon		
1	Terry Kirby (RB)	1	Brett Hundley		
1	Harry Sydney (RB)	1	Brian St. Pierre		
1	John Taylor (WR)				

Jason Witten (14)		Marvin Harrison (7)	
Rec	Passer	Rec	Passer
649	Tony Romo	953	Peyton Manning
194	Dak Prescott	90	Jim Harbaugh
87	Vinny Testaverde	34	Paul Justin
82	Drew Bledsoe	11	Jim Sorgi
64	Jon Kitna	11	Kelly Holcomb
35	Quincy Carter	2	Kerwin Bell
33	Matt Cassel	1	Ken Dilger (TE)
24	Brandon Weeden		
16	Kyle Orton		
12	Stephen McGee		
11	Kellen Moore		
10	Derek Carr		
7	Brad Johnson		
1	Dez Bryant (WR)		

A FACT ABOUT THESE TOTALS

Fitz (22) has a reception from more passers in his career than Jason Witten and Marvin Harrison combined (21) and Tony Gonzalez and Marvin Harrison combined (20).

NFL RECORD FOR RECEPTIONS WITH ONE TEAM

Fitzgerald has more catches with the Cardinals (1,411) than any other player in NFL history has had with a single team.

NFL History - Receptions with One Team

Rnk	Player	Rec	Team
1	Larry Fitzgerald*	1,411	Arizona
2	Jerry Rice+	1,281	San Francisco
3	Jason Witten*	1,215	Dallas
4	Marvin Harrison+	1,102	Indianapolis
5t	Reggie Wayne	1,070	Indianapolis
5t	Tim Brown+	1,070	L.A./Oakland

+Hall of Fame Inductee *Active Player

FITZGERALD'S 1,411 RECEPTIONS BROKEN DOWN BY OPPONENT

Rec	Opponent	Rec	Opponent	Rec	Opponent
195	L.A. Rams	41	Dallas	18	Kansas City
187	Seattle	32	New Orleans	18	Denver
186	San Francisco	28	Cincinnati	17	Jacksonville
67	Carolina	27	Chicago	17	New England
59	Washington	26	Miami	16	Green Bay
58	Detroit	25	Pittsburgh	16	Baltimore
55	Minnesota	23	Houston	15	Cleveland
49	NY Giants	21	Indianapolis	14	L.A. Chargers
47	Philadelphia	21	NY Jets	8	Oakland
44	Atlanta	20	Buffalo		
42	Tampa Bay	19	Tennessee		

SITTING AT #2 IN RECEIVING YARDS

Fitzgerald - who ranks second on the NFL's all-time receiving yardage list behind Jerry Rice (22,895) - has 17,344 receiving yards for his career, which converts to 9.9 miles.

No other player in NFL history is within 1,000 yards of Fitzgerald or Rice on the all-time receiving yardage list. Fitzgerald has over 4,000 more receiving yards than any other active player. Raiders TE Jason Witten - who ranks second among active players - has 13,033 career receiving yards.

NFL Leaders - Career Receiving Yards (All-Time)

Rnk	Player (Years)	Yds
1	Jerry Rice (1985-2004)	22,895
2	Larry Fitzgerald (2004-)	17,344
3	Terrell Owens (1996-2010)	15,934
4	Randy Moss (1998-2012)	15,292
5	Isaac Bruce (1994-2009)	15,208



HOW THEY GOT WHERE THEY ARE

Below is a breakdown of Fitzgerald's career receiving yards by quarterback, compared to the career total of Rice.

Jerry Rice		Larry Fitzgerald	
Yds	Quarterback	Yds	Quarterback
8,763	Steve Young	4,583	Kurt Warner
6,121	Joe Montana	4,033	Carson Palmer
2,721	Rich Gannon	1,255	John Skelton
1,428	Jeff Garcia	1,207	Josh McCown
916	Elvis Grbac	1,053	Kyler Murray
727	Jeff Kemp	1,017	Kevin Kolb
648	Steve Bono	967	Matt Leinart
352	Rick Mirer	726	Drew Stanton
276	Matt Hasselbeck	629	Derek Anderson
110	Steve Stenstrom	567	Josh Rosen
106	Matt Cavanaugh	305	Blaine Gabbert
94	Marques Tuiasosopo	218	Ryan Lindley
93	Mike Moroski	141	Max Hall
87	Ty Detmer	129	Shaun King
86	Trent Dilfer	113	Sam Bradford
62	Tee Martin	97	John Navarre
52	Jeff Brohm	91	Rich Bartel
50	Harry Sydney	81	Tim Rattay
41	John Taylor	63	Brian Hoyer
36	Kerry Collins	54	Mike Glennon
28	Cary Conklin	12	Brett Hundley
26	Rob Johnson	3	Brian St. Pierre
24	Terry Kirby		

ALONE AT #6 WITH 120 TD CATCHES

Fitzgerald hauled in a 21-yard TD reception in the second quarter of the Cardinals Week 16 victory at Seattle last year.

It was the 120th TD catch of his career, which ranks sixth on the NFL's all-time list for career TD catches. His 120 career TD catches are 39 more than any other active player (Buccaneers TE Rob Gronkowski ranks 2nd with 82).

NFL Career Leaders - Touchdown Receptions

Rnk	Player (Years)	TDs
1	WR Jerry Rice (1985-04)+	197
2	WR Randy Moss (1998-12)+	156
3	WR Terrell Owens (1996-10)+	153
4	WR Cris Carter (1987-02)+	130
5	WR Marvin Harrison (1996-08)+	128
6	WR Larry Fitzgerald (2004-)*	120
7	TE Antonio Gates (2003-18)	116
8	TE Tony Gonzalez (1997-14)+	111
9t	WR Steve Largent (1976-89)+	100
9t	WR Tim Brown (1988-04)+	100

+Hall of Fame Inductee *Active Player

Only Hall of Fame WRs Jerry Rice (176 with San Francisco) and Marvin Harrison (128 with Indianapolis) had more career receiving TDs with a single team than Fitzgerald has with Arizona (120).

NFL Leaders - TDs with Single Team (All-Time)

Rnk	Player	Team	TDs	Type
1	WR Jerry Rice+	49ers	187	176 Rec; 10 Rush, 1 FR
2	RB Emmitt Smith+	Cowboys	164	153 Rush; 11 Rec
3	RB LaDainian Tomlinson+	Chargers	153	138 Rush; 15 Rec
4	WR Marvin Harrison+	Colts	128	128 Rec
5	RB Jim Brown+	Browns	126	106 Rush; 20 Rec
6	RB Walter Payton+	Bears	125	110 Rush, 15 Rec
7	WR Larry Fitzgerald*	Cardinals	120	120 Rec
8	TE Antonio Gates	Chargers	116	116 Rec
9	HB Lenny Moore+	Colts	113	63 Rush; 48 Rec; 2 Ret
10	RB Shaun Alexander	Seahawks	112	100 Rush; 12 Rec

+Hall of Fame Inductee *Active Player



BREAKDOWN OF FITZGERALD'S 120 CAREER TOUCHDOWNS

CAREER TOUCHDOWN SPLITS

By Opponent (28)		By Quarterback (16)		By Stadium (27)	
TDs	Opponent	TDs	Quarterback	TDs	Stadium
19	San Francisco	39	Kurt Warner	55	State Farm Stadium
18	L.A./StL Rams	28	Carson Palmer	7	Sun Devil Stadium*
13	Seattle	12	Josh McCown	7	Edward Jones Dome*
8	Philadelphia	7	John Skelton	7	CenturyLink Field
6	Detroit	7	John Skelton	6	Candlestick Park*
5	Chicago	5	Josh Rosen	5	Soldier Field
5	Tampa Bay	5	Kevin Kolb	5	Lincoln Financial Field
4	Houston	5	Matt Leinart	3	Ford Field
3	Green Bay	4	Kyler Murray	3	Levi's Stadium
3	Indianapolis	4	Derek Anderson	2	FedEx Field
3	Jacksonville	3	Drew Stanton	2	NRG Stadium
3	New England	2	Blaine Gabbert	2	Paul Brown Stadium
3	Buffalo	1	Max Hall	2	TIAA Bank Field
3	Oak/LV Raiders	1	Richard Bartel	1	Arrowhead Stadium
3	Washington	1	John Navarre	1	Bank of America Stadium
3	Carolina	1	Shaun King	1	Estadio Azteca (Mexico City)
2	Cincinnati	1	Brian St. Pierre	1	FirstEnergy Stadium
2	Dallas			1	Giants Stadium*
2	Kansas City			1	Gillette Stadium
2	L.A./SD Chargers			1	Hard Rock Stadium
2	Miami			1	Lambeau Field
2	NY Giants			1	L.A. Memorial Coliseum*
1	Atlanta			1	Mercedes-Benz Superdome
1	Cleveland			1	RCA Dome*
1	Denver			1	Raymond James Stadium
1	Minnesota			1	Dignity Health Sports Park*
1	New Orleans			1	Qualcomm Stadium*
1	Tennessee				

By Quarter	
TDs	Quarter
42	2 nd
35	4 th
25	3 rd
17	1 st
1	OT

*Stadium no longer an NFL venue

A chronological look at every one of Fitzgerald's 120 TD receptions.

#	Date	Opp	Yds	Quarterback
1	10/10/2004	@ SF	24	Josh McCown
2	10/24/2004	SEA	25	Josh McCown
3	11/7/2004	@ MIA	2	Josh McCown
4	11/21/2004	@ CAR	21	Shaun King
5	12/19/2004	STL	8	Josh McCown
6	12/19/2004	STL	4	Josh McCown
7	12/26/2004	@ SEA	29	Josh McCown
8	12/26/2004	@ SEA	29	Josh McCown
9	9/17/2005	@ NYG	1	Kurt Warner
10	10/2/2005	SF	17	Josh McCown
11	10/9/2005	CAR	26	Josh McCown
12	10/23/2005	TEN	34	Josh McCown
13	11/13/2005	@ DET	7	Kurt Warner
14	11/20/2005	@ STL	7	Kurt Warner
15	11/27/2005	@ JAX	5	Kurt Warner
16	12/18/2005	@ HOU	12	John Navarre
17	12/24/2005	@ PHI	25	Josh McCown
18	1/1/2006	@ IND	25	Josh McCown
19	9/24/2006	STL	12	Kurt Warner
20	10/8/2006	@ SAN	11	Matt Leinart
21	12/3/2006	@ SEA	11	Matt Leinart
22	12/10/2006	@ SEA	5	Matt Leinart
23	12/24/2006	@ SEA	6	Matt Leinart
24	12/31/2006	@ SD	6	Kurt Warner
25	10/7/2007	@ STL	7	Kurt Warner
26	11/11/2007	DET	1	Kurt Warner
27	11/11/2007	DET	20	Kurt Warner
28	11/18/2007	@ CIN	5	Kurt Warner
29	11/25/2007	SF	28	Kurt Warner
30	11/25/2007	SF	48	Kurt Warner
31	12/9/2007	@ SEA	11	Kurt Warner
32	12/16/2007	@ NO	18	Kurt Warner
33	12/30/2007	STL	21	Kurt Warner
34	12/30/2007	STL	6	Kurt Warner
35	9/7/2008	@ SF	1	Kurt Warner
36	9/21/2008	@ WAS	62	Kurt Warner
37	10/5/2008	BUF	2	Kurt Warner
38	10/5/2008	BUF	2	Kurt Warner
39	10/12/2008	DAL	2	Kurt Warner
40	11/10/2008	SF	5	Kurt Warner
41	11/27/2008	@ PHI	1	Kurt Warner
42	11/27/2008	@ PHI	7	Kurt Warner
43	12/7/2008	STL	12	Kurt Warner
44	12/21/2008	@ NE	78	Matt Leinart
45	12/28/2008	SEA	5	Kurt Warner
46	12/28/2008	SEA	38	Kurt Warner
47	9/13/2009	SFO	5	Kurt Warner
48	9/20/2009	@ JAX	22	Kurt Warner
49	10/11/2009	HOU	9	Kurt Warner
50	10/11/2009	HOU	26	Kurt Warner
51	10/18/2009	@ SEA	2	Kurt Warner
52	11/8/2009	@ CHI	11	Kurt Warner
53	11/8/2009	@ CHI	17	Kurt Warner
54	11/15/2009	SEA	18	Kurt Warner
55	11/22/2009	@ STL	11	Kurt Warner
56	12/6/2009	MIN	34	Kurt Warner
57	12/20/2009	@ DET	1	Kurt Warner
58	12/27/2009	STL	10	Kurt Warner
59	1/3/2010	GNB	3	Brian St. Pierre
60	9/12/2010	@ STL	21	Derek Anderson
61	9/26/2010	OAK	8	Derek Anderson
62	10/31/2010	TB	3	Max Hall
63	10/31/2010	TB	3	Derek Anderson
64	11/21/2010	@ KC	3	Derek Anderson
65	9/27/2011	@ SF	10	John Skelton
66	9/18/2011	@ WAS	73	Kevin Kolb
67	9/25/2011	@ SEA	17	Kevin Kolb
68	11/6/2011	STL	13	John Skelton
69	11/13/2011	@ PHI	10	John Skelton
70	11/13/2011	PHI	7	John Skelton
71	11/20/2011	@ SF	23	Richard Bartel
72	12/11/2011	SF	46	John Skelton
73	12/24/2011	@ CIN	30	John Skelton
74	9/23/2012	PHI	37	Kevin Kolb
75	9/30/2012	MIA	3	Kevin Kolb
76	10/14/2012	BUF	9	Kevin Kolb
77	11/4/2012	@ GB	31	John Skelton
78	9/8/2013	@ STL	4	Carson Palmer
79	9/8/2013	@ STL	24	Carson Palmer
80	9/29/2013	@ TB	13	Carson Palmer
81	10/13/2013	@ SF	75	Carson Palmer
82	10/27/2013	ATL	10	Carson Palmer
83	11/17/2013	@ JAX	14	Carson Palmer
84	11/24/2013	IND	4	Carson Palmer
85	11/24/2013	IND	26	Carson Palmer
86	12/1/2013	@ PHI	43	Carson Palmer
87	12/8/2013	STL	7	Carson Palmer
88	10/12/2014	WAS	24	Carson Palmer
89	10/26/2014	PHI	80	Carson Palmer
90	9/20/2015	@ CHI	8	Carson Palmer
91	9/20/2015	CHI	28	Carson Palmer
92	9/20/2015	CHI	9	Carson Palmer
93	9/27/2015	SF	4	Carson Palmer
94	9/27/2015	SF	8	Carson Palmer
95	10/11/2015	@ DET	2	Carson Palmer
96	11/1/2015	@ CLE	6	Carson Palmer
97	12/27/2015	GB	3	Carson Palmer
98	1/3/2016	SEA	17	Carson Palmer
99	9/17/2016	NE	3	Carson Palmer
100	9/17/2016	NE	1	Carson Palmer
101	9/18/2016	TB	4	Carson Palmer
102	10/6/2016	@ SF	21	Drew Stanton
103	10/6/2016	@ SF	29	Drew Stanton
104	1/1/2017	@ LA	5	Carson Palmer
105	9/25/2017	DAL	15	Carson Palmer
106	10/1/2017	SF	19	Carson Palmer
107	10/15/17	TB	10	Carson Palmer
108	11/19/17	@ Hou	20	Blaine Gabbert
109	12/3/17	LAR	15	Blaine Gabbert
110	12/24/17	NYG	13	Drew Stanton
111	10/18/18	DEN	4	Josh Rosen
112	10/28/18	SF	13	Josh Rosen
113	11/18/18	Oak	18	Josh Rosen
114	11/18/18	Oak	5	Josh Rosen
115	11/25/18	@ LAC	25	Josh Rosen
116	12/30/18	@ Sea	15	Josh Rosen
117	9/8/19	Det	4	Kyler Murray
118	9/22/19	Car	3	Kyler Murray
119	11/7/19	@ SF	5	Kyler Murray
120	12/22/19	@ Sea	21	Kyler Murray

19 GAMES WITH MORE THAN ONE

Fitzgerald finished the Cardinals Week 11 match-up vs. Oakland in 2018 with two receptions, both of which went for TDs.

It marked Fitzgerald's 19th outing with multiple TD catches. That represents the highest total among all active players in the NFL.

NFL Leaders – Games with 2+ TD Catches (Active)

Rnk	Player (Team)	Games
1	Larry Fitzgerald (AZ)	19
2	Antonio Brown (TB)	17
3t	Jimmy Graham (Chi)	16
3t	Rob Gronkowski (TB)	16
5	Dez Bryant (Bal)	15



GIVING DIVISION OPPONENTS FITZ

Fitzgerald's career TD reception totals against the 49ers (19) and Rams (18) are two of the five highest in NFL history for a player against a single opponent.

NFL History – TD Receptions vs. Single Opponent

Rnk	Player	TDs	Opponent	Gms
1	Jerry Rice	25	Falcons	30
2	Jerry Rice	20	Rams	32
3t	Larry Fitzgerald	19	49ers	33
3t	Bob Hayes	19	Giants	16
5t	Larry Fitzgerald	18	Rams	32
5t	Don Hutson	18	Rams	18

10 MORE IN THE POSTSEASON

In addition to his 120 career TD catches in the regular season, Fitzgerald has 10 TD catches in nine career postseason games.

Fitzgerald is one of just eight players in NFL history with 10+ TD receptions in the postseason. Of those eight, only Fitzgerald (9) has played in fewer than 15 career playoff games. Only Hall of Fame WRs Jerry Rice (22 in 29 games), John Stallworth (12 in 17 games) and Bucs TE Rob Gronkowski (12 in 16 games) have more TD receptions in the postseason.

Career TD Receptions In The Postseason – NFL History

Rnk	Player	TDs	Gms
1	Jerry Rice	22	29
2t	John Stallworth	12	17
2t	Rob Gronkowski	12	16
4t	Larry Fitzgerald	10	9
4t	Fred Biletnikoff	10	18
4t	Antonio Freeman	10	16
4t	Randy Moss	10	15
4t	Hines Ward	10	18

#11 HAS HALL OF FAME CREDENTIALS

Below is a look at the career of **Larry Fitzgerald** through his first 258 career games compared to the 29 modern era WRs currently in the HOF and where they stood at that point in their career.

At this point in his career, Fitzgerald has more receptions (1,411) than all of the receivers enshrined in Canton had through 258 games. Fitzgerald also has more receiving yards (17,344) than all HOF receivers except Jerry Rice (20,649) through 258 games.

Fitzgerald Vs. Modern Era WRs in the Hall of Fame (256 Games)								
Player, HOF Year	Years	G	Rec	Yds	Avg.	Y/G	TD	100-Yd G
Larry Fitzgerald	2004-	258	1,411	17,344	12.3	67.2	120	49
Jerry Rice, '10	1985-04	258	1,388	20,726	14.9	80.3	187	68
Marvin Harrison, '16	1996-08	190	1,102	14,580	13.2	76.7	128	59
Cris Carter, '13	1987-02	234	1,101	13,899	12.6	59.4	130	41
Tim Brown, '15	1988-04	255	1,094	14,934	13.7	58.6	100	43
Terrell Owens, '18	1996-2010	219	1,078	15,934	14.8	72.8	153	51
Isaac Bruce, '20	1994-2009	223	1,024	15,208	14.9	68.2	91	45
Randy Moss, '18	1998-2012	218	982	15,292	15.6	70.1	156	64
Andre Reed, '14	1985-00	234	951	13,198	13.9	56.4	87	36
Art Monk, '08	1980-95	224	940	12,721	13.5	56.8	68	33
Steve Largent, '95	1976-89	200	819	13,089	16.0	65.4	100	40
James Lofton, '03	1978-93	233	764	14,004	18.3	60.1	75	43
Michael Irvin, '07	1988-99	159	750	11,904	15.9	74.9	65	47
Charlie Joiner, '96	1969-86	239	750	12,146	16.2	50.8	65	28
Charley Taylor, '84	1964-77	165	649	9,110	14.0	55.2	79	21
Don Maynard, '87	1958, 60-73	186	633	11,834	18.7	63.6	88	50
Raymond Berry, '73	1955-67	154	631	9,275	14.7	60.2	68	23
Harold Carmichael, '20	1971-84	182	590	8,985	15.2	49.4	79	20
Fred Biletnikoff, '88	1965-78	190	589	8,974	15.2	47.2	76	21
Lance Alworth, '78	1962-72	136	542	10,266	18.9	75.5	85	41
John Stallworth, '02	1974-87	165	537	8,723	16.2	52.9	63	25
Bobby Mitchell, '83	1958-68	148	521	7,954	15.3	53.7	65	25
Tommy McDonald, '98	1957-68	152	495	8,410	17.0	55.3	84	24
Paul Warfield, '83	1964-77	157	427	8,565	20.1	54.6	85	22
Tom Fears, '70	1948-56	87	400	5,397	13.5	62.0	38	15
Elroy "Crazy Legs" Hirsch, '68	1946-57	127	387	7,029	18.2	55.3	60	-
Dante Lavelli, '75	1946-56	123	386	6,488	16.8	52.7	62	-
Pete Pihos, '70	1947-55	107	373	5,619	15.1	52.5	61	14
Bob Hayes, '09	1965-75	132	371	7,414	20.0	56.2	71	23
Lynn Swann, '01	1974-82	116	336	5,462	16.3	47.1	51	11



In fact, Fitzgerald's career numbers already surpass all but one receiver currently in the HOF (Rice). He has more career receptions than 28 of the 29 receivers in the HOF: Swann (336), Hayes (371), Pihos (373), Lavelli (386), Hirsch (387), Fears (400), Warfield (427), McDonald (495), Mitchell (521), Stallworth (537), Alworth (542), Biletnikoff (589), Carmichael (590), Berry (631), Maynard (633), Taylor (649), Irvin (750), Joiner (750), Lofton (764), Largent (819), Monk (940), Reed (951), Moss (982), Owens (1,078), Bruce (1,024), Brown (1,094), Carter (1,101) and Harrison (1,102).

He has more career receiving yards than 28 of the 29 receivers in the HOF: Fears (5,397), Swann (5,462), Pihos (5,619), Lavelli (6,488), Hirsch (7,029), Hayes (7,414), Mitchell (7,954), McDonald (8,410), Warfield (8,565), Stallworth (8,723), Biletnikoff (8,974), Carmichael (8,985), Taylor (9,110), Berry (9,275), Alworth (10,266), Maynard (11,834), Irvin (11,904), Joiner (12,146), Monk (12,721), Largent (13,089), Reed (13,198), Carter (13,899), Lofton (14,004), Brown (14,934), Harrison (14,580), Bruce (15,208), Moss (15,292) and Owens (15,934).

A Career Full of Accomplishments:

- Franchise career leader in receptions (1,411), receiving yards (17,344), receiving TDs (120), total TDs (120) and 100-yard receiving games (49). His nine 1,000-yard seasons are also a franchise record. His reception and receiving yardage totals both rank second in NFL history behind Jerry Rice while his 120 receiving TDs rank sixth in league annals.
- Led the NFL with 107 receptions in 2016, marking the second time in his career (103 in 2005; tied with Steve Smith) he had done so. He became the first player in NFL history to lead the NFL in receptions at least 11 years apart. Prior to Fitzgerald, the longest span between leading the league in receptions was six by Jerry Rice (1990, 1996).
- Led the NFL in receiving TDs in both the 2008 (12) and 2009 (13) seasons. In addition to his 10 receiving TDs in 2007, he became the first player in franchise history to record at least 10 TDs in three consecutive seasons.
- Fitzgerald (11) joins Hall of Famer Jerry Rice (13) as the only wide receivers in NFL history to be named to the Pro Bowl at least 11 times.
- Fitzgerald had more receptions in his first 200 career games (1,116) than any player in NFL history.
- One of just seven players in NFL history to record at least 1,400 receiving yards in a season four times in their career: Jerry Rice (6), Julio Jones (5), Randy Moss (4), Marvin Harrison (4), Antonio Brown (4) and Andre Johnson (4).
- At 28 years, 74 days old, he became the third-youngest player in NFL history to reach 70 career receiving TDs behind only Hall of Famers Randy Moss (26 years, 269 days old) and Jerry Rice (28 years, one day old).
- At 32 years, 97 days old, he became the youngest player in NFL history to reach 1,000 career receptions.
- At 31 years, 102 days old, he became the youngest player in NFL history to reach 900 career receptions.
- At 30 years, 57 days old, he became the youngest player in NFL history to reach 800 career receptions.
- At 30 years, 85 days old, he became the youngest player in NFL history to reach 11,000 receiving yards.
- In 2010, he became the first player in NFL history to record 90+ receptions five times in their first seven seasons.
- During the 2008 postseason, he broke virtually every major playoff receiving record, establishing new single-season marks for receptions (30), receiving yards (546) and TDs (7). His four 100-yard receiving games in the postseason established a new NFL record for consecutive games with 100 yards receiving.
- His 10 TD receptions in nine career postseason games are an NFL record for a player in their first nine career playoff contests.
- With a then franchise-record 103 receptions during the 2005 season, he became the youngest player in NFL history to record a 100-catch campaign when he reached the mark at 22 years, 123 days old.
- At 29 years, 44 days old, joined Randy Moss (28 years, 314 days) as the only players in NFL history to reach 10,000 career receiving yards before the age of 30.
- One of just five players in NFL history to record 15,000+ receiving yards and 100+ TD receptions in their career.

DEANDRE HOPKINS - AT A GLANCE

• Four-time Pro Bowl (2015; 2017-19) and three-time 1st-team All-Pro (2017-19) selection. Joins Eagles C Jason Kelce as the only offensive players in the NFL named 1st-team All-Pro each of the last three seasons (2017-19).

• Through Week 9, Hopkins ranks tied for third in the NFL in receptions (60), fifth in receiving yards (734) and tied for second in first down receptions (39) during his first season with the Cardinals. His 60 catches are the most in NFL history through a player's first eight games with a new team.

• One of three players in NFL history with at least 600 receptions, 8,500 yards and 50 TDs in his first seven seasons (Marvin Harrison; Torry Holt).

• In NFL history, only Marvin Harrison (665) had more receptions in his first seven NFL seasons than Hopkins (632).

• Has been top-20 on list of the NFL Network Top 100 Players in four of the last five seasons and earned his highest-ever rating (#8) in 2020.

• Since entering the league in 2013, ranks third in the NFL in receptions, second in receiving yards and second in TD receptions.

• Dating back to 2017, his 563 total targets and 257 receiving 1st downs lead the NFL. In the same span, ranks second in the NFL in receptions (375), second in receiving yards (4,849) and third in TD receptions (34).

• Has appeared in 118 of a possible 120 games in his NFL career and has missed just one game (in 2017) due to injury.

• Has at least one reception in all 118 career games played during the regular season, the fifth-longest active streak in the NFL.

• In 2019, had 104 receptions for 1,165 yards and seven TDs while being named to the Pro Bowl for the third consecutive year and being named 1st-team All-Pro for the third straight season.

• Has surpassed 100 receptions three times in his career, has five seasons of 1,000+ receiving yards, three seasons with 10+ TDs and has posted 100+ receiving yards in a game 34 times in the regular season.

• Only active NFL player with at least 100 receptions, 1,500 receiving yards and 11 TD receptions in multiple seasons (2015; 2018).



HISTORIC FIRST SEVEN SEASONS

Hopkins put up some historic numbers during his first seven seasons, totals that placed him among some of the best receivers to ever play in the NFL.

In league history, only Hall of Famer Marvin Harrison (665) had more receptions in his first seven NFL seasons than Hopkins (632).

NFL History – Receptions in 1st 7 Seasons

Rnk	Player (Years)	Rec
1	Marvin Harrison (1996-02)	665
2 ^t	DeAndre Hopkins (2013-19)	632
2 ^t	Antonio Brown (2010-16)	632
4	Torry Holt (1999-05)	619
5	Larry Fitzgerald (2004-10)	613



Hopkins is one of just three players in history with at least 600 receptions, 8,500 yards and 50 TDs in his first seven NFL seasons.

600+ Receptions; 8,500+ Receiving Yards; 50+ TD Catches (1st 7 Seasons)

Rnk	Player (Years)	Rec	Yds	TDs
1	Marvin Harrison (1996-02)	665	8,800	73
2	DeAndre Hopkins (2013-19)	632	8,602	54
3	Torry Holt (1999-05)	619	9,487	54

The 2019 season marked Hopkins' seventh-consecutive season with 800+ receiving yards. In NFL history, only Jerry Rice (12) and Gary Clark (9) started their careers with more consecutive seasons with 800+ receiving yards. Hopkins' streak is the longest active streak in the NFL.

NFL History - Consecutive Seasons w/ 800+ Receiving Yds to Start Career

Rnk	Player (Years)	Seasons
1	Jerry Rice (1985-96)	12
2	Gary Clark (1985-93)	9
3 ^t	DeAndre Hopkins (2013-19)	7
3 ^t	T.Y. Hilton (2012-18)	7
3 ^t	A.J. Green (2011-17)	7
3 ^t	Keyshawn Johnson (1996-02)	7

ALL-PRO THREE YEARS RUNNING

Hopkins is one of just two offensive players – and one of just four players total – to be named first-team All-Pro each of the last three seasons (2017-19).

Three of the four are now playing in the NFC West in 2020.

1st-Team All-Pro Last 3 Seasons (2017-19)

Player (Team)	Position
DeAndre Hopkins (Hou)	Wide Receiver
Jason Kelce (Phi)	Center
Aaron Donald (LAR)	Defensive Tackle
Bobby Wagner (Sea)	Linebacker



Dating back to 2017, Hopkins is the only player in the NFL that ranks in the top-3 in targets (563), receptions (375), receiving yards (4,849), receiving TDs (34), first down catches (257), receptions of 25+ yards (47) and TD receptions of 25+ yards (14).

NFL Receiving Rankings (2017-20)

Statistic	Hopkins	NFL Rank
Targets	563	1 st
Receptions	375	2 nd
Receiving Yards	4,849	2 nd
Receiving TDs	34	3 rd
Rec. First Downs	257	1 st
Receptions of 25+ Yds	47	3 rd
TD Rec. of 25+ Yds	14	2 nd

WHERE HOPKINS RANKS (2013-20)

Since entering the league as a first-round selection (27th overall) in the 2013 NFL Draft, Hopkins ranks third in the NFL in receptions (692), second in receiving yards (9,336) and second in TD receptions (57).

NFL Leaders – Receptions (2013-20)

Rnk	Player (Current Team)	Rec
1	Julio Jones (Atl)	707
2	Antonio Brown (TB)	693
3	DeAndre Hopkins (AZ)	692
4	Larry Fitzgerald (AZ)	647
5	Jarvis Landry (Cle)	597

NFL Leaders – Receiving Yards (2013-20)

Rnk	Player (Current Team)	Yds
1	Julio Jones (Atl)	10,606
2	DeAndre Hopkins (AZ)	9,336
3	Antonio Brown (TB)	9,232
4	T.Y. Hilton (Ind)	7,988
5	Mike Evans (TB)	7,697



NFL Leaders – Receiving Touchdowns (2013-20)

Rnk	Player (Current Team)	TD
1	Antonio Brown (TB)	68
2	DeAndre Hopkins (AZ)	57
3	Mike Evans (TB)	55
4	Jimmy Graham (Chi)	54
5	Davante Adams (GB)	52

Dating back to Hopkins' debut season in 2013, his 34 100-yard outings rank third in the NFL.

NFL Leaders – 100-Yard Receiving Games (2013-20)

Rnk	Player (Current Team)	Gms
1	Julio Jones (Atl)	49
2	Antonio Brown (TB)	39
3	DeAndre Hopkins (AZ)	34
4	T.Y. Hilton (Ind)	28
5 ^t	Keenan Allen (LAC)	26
5 ^t	Odell Beckham (Cle)	26
5 ^t	Mike Evans (TB)	26

AMONG ALL-TIME LEADERS IN YARDS PER GAME

In his 118 games played, Hopkins has averaged 79.5 receiving yards per outing. Only three players in NFL history averaged more (min. 100 games played).

NFL History – Receiving Yards/Game (Min. 100 Games)

Rnk	Player (Years)	Yds/G	Yds	Gms
1	Julio Jones (2011-)	96.0	12,763	133
2	Calvin Johnson (2007-15)	86.1	11,619	135
3	Antonio Brown (2010-)	85.6	11,294	132
4	DeAndre Hopkins (2013-)	79.1	9,336	118
5	A.J. Green (2011-)	77.5	9,223	119

Dating back to his rookie season in 2013, Hopkins and Atlanta's Julio Jones (102.0) are the only active players to appear in at least 100 games and average at least 75.0 receiving yards per contest.

GO-TO THREATS WHEN IT MATTERS MOST

Leading the Cardinals receiving corps this season are two of the NFL's best in crucial-down situations: **Hopkins** and **Larry Fitzgerald**.

Since entering the league in 2013, Hopkins leads the NFL with 162 first down receptions on third and fourth down. In that same span, Fitzgerald ranks sixth with 127 first down catches.

1st Down Receptions on 3rd & 4th Down (2013-20)

Rnk	Player (Team)	Rec
1	DeAndre Hopkins (AZ)	162
2	Julio Jones (Atl)	147
3	Keenan Allen (LAC)	143
4	Antonio Brown (TB)	139
5	Golden Tate (NYG)	131
6	Larry Fitzgerald (AZ)	128

Overall, Hopkins has caught 190 passes for 2,527 yards (13.3 avg.) and 15 TDs on third and fourth down in his NFL career (2013-20).

Fitzgerald has caught 357 passes for 4,358 yards (12.2 avg.) and 31 TDs on third and fourth down in his career (2004-20).



23 STRAIGHT WITH 5+ CATCHES

With six receptions for 131 yards in Week 5 against the Jets, Hopkins pushed his streak of consecutive games with five-or-more receptions in 23. The streak ended in the Week 6 win over the Cowboys when he had two catches for 73 yards, **but in NFL history, Hopkins and Antonio Brown (36 straight) are the only players with 5+ receptions in at least 23 consecutive games.**



NFL History – Consecutive Games with 5+ Rec. (All-Time)

Rnk	Player (Team)	Gms	Years
1	Antonio Brown (Pit)	36	2013-15
2	DeAndre Hopkins (Hou/AZ)	23	2018-20
3t	Michael Thomas (NO)	20	2018-19
3t	Jarvis Landry (Mia/Cle)	20	2017-18
5	Laveranues Coles (NYJ/Was)	19	2002-03

Hopkins has at least one reception in all 118 games played in his career. His streak of 118 consecutive games with a catch is the fifth-longest active streak in the NFL.


NFL Leaders - Consecutive Games with a Reception (Active Streaks)

Rnk	Player (Team)	Gms	Date Streak Started
1	Larry Fitzgerald (AZ)	251	Nov. 7, 2004
2	Antonio Brown (TB)	130	Oct. 3, 2010
3	Julio Jones (Atl)	125	Dec. 4, 2011
4	Golden Tate (NYG)	122	Oct. 28, 2012
5	DeAndre Hopkins (AZ)	118	Sept. 9, 2013

HOPKINS - INSIDE THE NUMBERS

CAREER RECEPTION/RECEIVING YARDAGE SPLITS

Rec	Opponent	Yds	Opponent
83	Tennessee	1,313	Tennessee
79	Jacksonville	1,053	Jacksonville
77	Indianapolis	930	Indianapolis
32	Kansas City	419	NY Jets
29	New England	403	New England
27	San Francisco	394	Kansas City
25	Baltimore	354	Seattle
23	Denver	323	San Francisco
21	NY Jets	303	Baltimore
20	Cincinnati	287	Dallas
20	Las Vegas	269	Denver
20	Seattle	245	Atlanta
17	Carolina	219	Philadelphia
17	Dallas	215	Buffalo
17	Washington	213	Washington
16	Atlanta	212	Cincinnati
16	LA Chargers	203	LA Chargers
15	Buffalo	202	NY Giants
15	Miami	196	Las Vegas
15	Philadelphia	191	Detroit
14	Detroit	190	Cleveland
13	Cleveland	173	Pittsburgh
13	New Orleans	162	Miami
13	Tampa Bay	158	LA Rams
12	NY Giants	147	New Orleans
10	Arizona	145	Arizona
10	LA Rams	135	Carolina
10	Pittsburgh	124	Tampa Bay
5	Chicago	58	Green Bay
5	Minnesota	56	Minnesota
3	Green Bay	54	Chicago



CAREER TOUCHDOWN SPLITS

By Opponent (22)	By Quarterback (11)	By Season
TDs	TDs	TDs
7 Kansas City	25 Deshaun Watson	13 2017
7 Tennessee	7 T.J. Yates	11 2018
6 Indianapolis	6 Ryan Fitzpatrick	11 2015
6 Jacksonville	5 Brian Hoyer	7 2019
5 NY Jets	4 Brock Osweiler	6 2014
3 Buffalo	3 Kyler Murray	4 2016
3 Washington	2 Ryan Mallett	3 2020
2 Denver	2 Tom Savage	2 2013
2 Miami	1 Case Keenum	
2 New Orleans	1 Matt Schaub	
2 San Francisco	1 Brandon Weeden	
2 Seattle		
1 Arizona		
1 Chicago		
1 Cincinnati		
1 Cleveland		
1 Green Bay		
1 Las Vegas		
1 Minnesota		
1 Philadelphia		
1 Pittsburgh		
1 Tampa Bay		

AN EXPLOSIVE TALENT

Hopkins has posted some explosive performances in his NFL career. In the season-opener at San Francisco, he finished with a career-high 14 receptions for 151 yards. In Week 3 vs. Detroit, he had 10 receptions for 137 yards. Hopkins now has eight career games with 150+ receiving yards, 12 game with 10+ receptions and 10 games with multiple TD catches.

Hopkins Career Games w/10+ Receptions

Opponent	Rec	Yds
9/13/20 @ San Francisco	14	151
12/30/18 vs. Jacksonville	12	147
10/27/19 vs. Oakland	11	109
12/10/17 vs. San Francisco	11	149
10/8/15 vs. Indianapolis	11	169
10/25/20 vs. Seattle	10	103
9/27/20 vs. Detroit	10	137
12/15/18 @ NY Jets	10	170
11/4/18 @ Denver	10	105
9/30/18 @ Indianapolis	10	169
10/1/17 vs. Tennessee	10	107
10/18/15 @ Jacksonville	10	148

Hopkins Career Games w/150+ Receiving Yards

Opponent	Yds	Rec	Avg
11/30/14 vs. Tennessee	238	9	26.4
10/29/17 @ Seattle	224	8	28.0
12/15/18 @ NY Jets	170	10	17.0
10/8/15 vs. Indianapolis	169	11	15.4
9/30/18 @ Indianapolis	169	10	16.9
10/4/15 @ Atlanta	157	9	17.4
9/13/20 @ San Francisco	151	14	10.8
10/7/18 vs. Dallas	151	9	16.8

Hopkins Career Games with 2+ TD Receptions

Opponent	TDs
10/8/17 vs. Kansas City	3
11/21/19 vs. Indianapolis	2
9/9/19 @ New Orleans	2
12/15/18 @ NY Jets	2
10/25/18 vs. Miami	2
12/10/17 vs. San Francisco	2
11/22/15 vs. NY Jets	2
10/18/15 @ Jacksonville	2
9/13/15 vs. Kansas City	2
11/30/14 vs. Tennessee	2



LIGHTING IT UP IN THE APPLE

With his 131-yard performance in Week 5, Hopkins has gone over 100 yards receiving in all three career games against the Jets. In those three games, he had 419 yards and five TDs on 21 receptions.

Hopkins Career vs. the Jets

Date	Rec	Yds	Avg.	TD (Dist)
10/11/20 @ NYJ	6	131	21.8	1 (37)
12/15/18 @ NYJ	10	170	17.0	2 (45, 14)
11/22/15 vs. NYJ	5	118	23.6	2 (61, 20)
Totals	21	419	19.9	5



Combined with his 116 yards against the Giants in 2014, Hopkins now has 100+ receiving yards in all three games he has played at MetLife Stadium (2 vs. Jets; 1 vs. the Giants)

ELEVATING A FRANCHISE

The 2020 season is the 14th since owner **Michael Bidwill** began leading the organization. His leadership during that time has been instrumental in transforming the franchise both on and off the field.

Highlights of Bidwill's tenure:

- Leading the list of Bidwill's accomplishments with the Cardinals is the creation of State Farm Stadium. In the first 14 seasons after opened in 2006, the team sold out all 144 games (preseason and postseason included) played at the world-class venue that has been awarded three Super Bowls.



- In addition to his role in helping Arizona land Super Bowls XLII and XLIX, he led the effort to land Super Bowl LVII (2023) in the spring of 2018. Michael was instrumental in getting the 2015 Pro Bowl moved to Arizona, which was played a week before Super Bowl XLIX, and the two events combined to deliver a record economic impact of \$720 million to the region.

- By the time it hosts Super Bowl LVII, State Farm Stadium will have undergone \$100 million in improvements including parking infrastructure, state-of-the-art wifi, video boards, sound system upgrades and club-area enhancements since it staged Super Bowl XLIX.

- Of the Cardinals seven all-time postseason wins, five have come with Bidwill leading the team. Arizona has played in nine postseason contests over the last 13 seasons, after playing just seven prior to his tenure as team president.

- AZ has appeared in the NFC Championship Game twice since 2008, including a victory in the 2008 conference title game that led to the team's first-ever Super Bowl appearance (Super Bowl XLIII).

- In January of 2018, Michael was one of five owners named to the NFL's Player-Owner Committee focused on social and racial justice initiatives. In December of 2014, Commissioner Roger Goodell tapped Bidwill to chair the league's Conduct Committee.

- In January of 2019, Michael received the Paul Tagliabue Award from the Fritz Pollard Alliance for demonstrating integrity and leadership in the area of career development for minorities and advocating for diversity.

Cardinals Under Michael Bidwill (2007-Present)

Statistic	Totals
Regular Season Record	107-107-2
Postseason Record	5-4
Overall Record	112-111-2
Overall Win Pct.	.502
Regular Season Home Record	63-43-2
Postseason Home Record	4-0
Overall Home Record (RS+post)	67-43-2
Seasons with .500 Record or Better	8
Seasons with 10+ Wins	4
Best Regular Season Record	13-3
Postseason Berths	4
Division Titles	3
Conference Championship Games	2
Super Bowl Appearances	1

KEIM HAS BUILT SOME OF THE BEST

Steve Keim was promoted to GM on January 8, 2013 after 14 seasons in the Cardinals organization. The team has experienced unprecedented success during his tenure as GM. The teams put together by Keim have been some of the most successful in franchise history.



- In 2014, the Cardinals tied the franchise record for wins in a season (11) before setting a new mark in 2015 when Arizona won 13 games and earned its first-ever postseason bye.

- During Keim's tenure, Arizona has established franchise records for wins in a season (13 in 2015), points in a season (489 in 2015), led the NFL in total offense for the first time in team history (#1 in 2015) and led the NFL in sacks for the second time ever (48.0 in 2016).

- Selected QB **Kyler Murray** with the #1 overall pick in the 2019 NFL Draft. Murray was named the NFL Offensive Rookie of the Year following a record-setting season.

- Among the trades negotiated by Keim during his tenure as GM are the acquisition of QB Carson Palmer from Oakland in 2013, acquiring LB **Chandler Jones** from New England in 2016 and the trade that landed WR **DeAndre Hopkins** from Houston in 2020. During the 2019 season, Keim also orchestrated a trade with Miami for RB **Kenyan Drake**.

- Arizona has featured a top-10 defense four times and a top-10 offense twice dating back to Keim's first season as GM. The Cardinals had a top-10 defense in three consecutive seasons (2015-17) for the first time since the 1970 merger.

- Named *Sporting News* 2014 NFL Executive of the Year and earned back-to-back NFL Executive of the Year honors from Pro Football Talk (2013-14).

CARDINALS TAKE PART IN PUSH FOR JUSTICE

Throughout the 2020 season, Cardinals players and coaches are joining the rest of the NFL in honoring and memorializing victims of systemic racism and showing their support for Social Justice efforts by displaying names or phrases as decals on the back of their helmets and patches on their caps.



The season-long effort highlights the actions being taken to reach solutions, engages fans to act and gives players and coaches a platform on gameday to share their voice and efforts to inspire change. Together, the NFL is joining its players and coaches in building awareness, educating fans and paying homage to those who deserve to have their legacies live on.

The NFL is partnering with players to tell the stories of the victims or phrase that they have chosen to honor on their helmets. Fans are able to learn more about these stories and how to get involved at nfl.com/inspirechange.

Among the Cardinals players taking part in the campaign in 2020:

Player	Helmet Decal Cause
RB Kenyan Drake	Stop Hate
WR DeAndre Hopkins	Denmark Vesey
QB Kyler Murray	End Racism
DL Corey Peters	End Racism
QB Brett Hundley	George Floyd
OL Kelvin Beachum	Breonna Taylor
K Zane Gonzalez	Vanessa Guillen
WR Andy Isabella	It Takes All of Us
LB Devon Kennard	It Takes All of Us
DL Rashard Lawrence	Stop Hate
DL Zach Allen	Stop Hate

CARDINALS SPEAKING UP

Throughout the offseason, numerous Cardinals players spoke up about their own experiences and the importance of coming together to make meaningful change a reality in the United States.

DL Corey Peters - 8/28/20

DL **Corey Peters** spoke about how important it is that everyone engage in the conversations and understand other viewpoints:

"One thing we want to do is be sensitive to one another, have compassion for one another, and we can disagree with certain things peacefully and all work towards the same goal of not only winning but make this a better country for everybody."

OL D.J. Humphries - 8/28/20

OL **D.J. Humphries** spoke about his children being a major motivator in trying to help bring about change:

"I know how to accept what the world has for you. I know how to maneuver in this world. But for my children, that's not what I want. I want my children to grow up in a fair world and grow up in a world where what the Constitution says is how it really is."

Head Coach Kliff Kingsbury - 8/27/2020

Kingsbury talked about what the Cardinals players and coaches have been discussing and learning from each other during recent events across the country:

"I had a great conversation with my dad over the summer, and his perspective on things that was really valuable as we get closer to the season – the anthem, discussions and things of that nature."

"My dad was a longtime football coach but also a Marine. He served in Vietnam, received a Purple Heart. Talking to him, there were two words that really stood out. One was respect, and the second thing was understanding. Respect viewpoints people have on this topic. They're very personal and very passionate. And respect their right to express themselves."

"You've got to understand, at its core, what this is really about. It's always been about drawing attention to the social injustice that continues to take place. We saw it again this week with Jacob Blake. It's about increasing awareness that racism exists, police brutality against people of color continues to happen, and let's not confuse it with something else and make the narrative different."

"My biggest takeaway from talking to my dad is that kneeling doesn't reflect a lack of patriotism or respect for the military in any way, just like standing during the anthem doesn't mean you're OK with racism or social injustice. It's important to respect and understand that. These are important issues that need to be addressed, and important conversations that need to be had. I'm grateful that I've been able to be around a great group of guys that have enlightened me – hearing their stories and their struggles. Those conversations will continue throughout the year. I just hope we can all continue to push in the right direction."

QB Kyler Murray - 6/17/20

Following the death of George Floyd and the resulting protests around the country, Murray spoke the change he saw happening in real time:

"There is a lot of hate in this world, but at the same time, what's happening and what we're seeing right now, it's huge. I don't condone rioting and stuff like that, but the peaceful protests, I think they're great, they're amazing. Whether it takes years, I feel like we're getting there. At least we're making a step towards it."

P2 IN YEAR #10

- Six-time team captain (2013, 2015-18, 2020) has totaled 454 tackles, 27 INTs (one returned for a TD) and 111 passes defended in 146 games (all starts) during his first 10 NFL seasons. Only five players in Cardinals history – including four Pro Football Hall of Fame inductees – have had more INTs than Peterson (27).

- Started all 128 games during his first eight NFL seasons, becoming the first Cardinal since at least the 1970 NFL-AFL merger to start 100+ straight games to begin a career.

- In April of 2020, named to the 2010-19 All-Decade Team by the Pro Football Hall of Fame's 48-member selection committee.


- Voted to the Pro Bowl in each of his first eight NFL seasons – seven times at CB (2012-18) and once as a kick returner (2011). Joined Hall of Famers Jim Brown and Barry Sanders as the only players in NFL history to be chosen to eight Pro Bowls before their 29th birthday.

- Peterson is the only player in team history selected to the Pro Bowl in each of his first eight NFL seasons, and his eight consecutive Pro Bowl selections are a franchise record.

- Earned first-team All-Pro honors three times with two selections at CB (2013, 2015) and one as a kick returner (2011).

- Named NFC Defensive Player of the Week three times (Week 15, 2019; Week 10, 2014; Week 4, 2013), NFC Special Teams Player of the Week twice (Week 9, 2011; Week 12, 2011) and Special Teams Player of the Month once (November 2011).

- Became the first NFL defender since at least the 1970 NFL-AFL merger to have a reception and a completion in the same game vs. Det (9/15/13). Peterson's gloves and the football used on the pass completion were sent to the Pro Football Hall of Fame in Canton, OH.



CARDS HAVE A TACKLING MACHINE IN HICKS


LB **Jordan Hicks** – signed as a free agent in 2019 after four years with the Eagles – put together a breakout campaign in his first season with the Cardinals.

Hicks had a career-high 150 tackles (third in the NFL) to go along with 1.5 sacks, 11 tackles for loss, three INTs, two forced fumbles and a fumble recovery in 2019.

Since the start of last season, Hicks ranks fourth in the NFL with 216 total tackles.

NFL Leaders – Tackles (2019-20)

Rnk	Player (Team)	Tkls
1	LB Blake Martinez (GB/NYG)	247
2	LB Bobby Wagner (Sea)	239
3	LB Jaylon Smith (Dal)	231
4	LB Jordan Hicks (AZ)	216
5	LB Zach Cunningham (Hou)	215
6	S Budda Baker (AZ)	211



In the Cardinals Week 6 win over the Cowboys, the first-year defensive team captain had a game-high 10 tackles, including two tackles for loss. It marked his 12th game with at least 10 tackles since joining Arizona in 2019, which ties for second in the NFL during that span.

NFL Leaders – Games w/ 10+ Tackles (2019-20)

Rnk	Player (Team)	Gms
1	Bobby Wagner (Sea)	14
2t	Jordan Hicks (AZ)	12
2t	Zach Cunningham (Hou)	12
4	Blake Martinez (GNB/NYG)	11
5t	Eric Kendricks (Min)	10
5t	Jaylon Smith (Dal)	10
5t	Darius Leonard (Ind)	10

Last year, his nine 10+ tackle performances broke a franchise record previously shared by LB Ronald McKinnon and S Pat Tillman, who each had eight such games during the 2000 season.

Franchise History – Games w/ 10+ Tackles (Single Season)

Rnk	Player (Year)	Gms
1	Jordan Hicks (2019)	9
2t	Pat Tillman (2000)	8
2t	Ronald McKinnon (2000)	8
4	Ronald McKinnon (1999)	7
5t	Budda Baker (2019)	6
5t	Rob Fredrickson (1999)	6

HICKS LEADS LINEBACKERS IN INTS

Hicks secured three INTs in 2019, giving him 10 for his career, which is tied for the league lead among all active LBs dating back to his rookie year in 2015.

NFL Leaders – INTs By Active LBs (2015-20)

Rnk	Player (Team)	INTs
1t	Jordan Hicks (AZ)	10
1t	Deion Jones (Atl)	10
3t	Jamie Collins (Det)	9
3t	Alec Ogletree (FA)	9
5t	C.J. Mosley (NYJ)	8
5t	Telvin Smith (FA)	8

Hicks is tied for the sixth-most INTs among all active NFL LBs, and he has played the second-fewest games (67) among those in the top-10.

21 NOW WITH 27 INTERCEPTIONS

The Cardinals selected CB **Patrick Peterson** with the fifth pick in the 2011 NFL Draft, and in his first nine seasons, he earned eight Pro Bowl selections and was named first-team All-Pro three times. Considered one of the game's best cover corners, he has proven to be one of the most unique talents in NFL history. Since his rookie season in 2011, only three NFL players have more INTs than Peterson.



NFL Leaders – Interceptions (2011-20)

Rnk	Player (Team)	INTs
1	Richard Sherman (SF)	35
2	Marcus Peters (Bal)	30
3	Reggie Nelson (FA)	29
4	Patrick Peterson (AZ)	27
5t	Earl Thomas (FA)	25
5t	Stephon Gilmore (NE)	25
5t	Tashaun Gipson (Chi)	25
5t	Harrison Smith (Min)	25

Only five players in franchise history, including four Pro Football Hall of Fame inductees, have more INTs than Peterson.

Franchise Leaders – Interceptions (All-Time)

Rnk	Player (Years)	INTs
1	Larry Wilson (1960-72)+	52
2	Aeneas Williams (1991-2000)+	46
3	Roger Wehrli (1969-82)+	40
4	Night Train Lane (1954-59)+	30
5	Pat Fischer (1961-67)	29
6t	Patrick Peterson (2011-)	27
6t	Adrian Wilson (2001-12)	27
8	Kwamie Lassiter (1995-2002)	24
9	Norm Thompson (1971-76)	22
10t	Jerry Davis (1948-51)	21
10t	Ray Ramsey (1950-53)	21

+Hall of Fame Inductee

PETERSON NOW 10/10 WITH PICK IN 2020

After intercepting Panthers QB Teddy Bridgewater in Week 4, Peterson now has at least one INT in each of his 10 NFL seasons, which is the league's second-longest active streak behind Patriots DB Devin McCourty (11).

NFL Leaders – Consecutive Seasons with an INT (Active)

Rnk	Player (Team)	Yrs	INTs
1	Devin McCourty (NE)	11	28
2	Patrick Peterson (AZ)	10	27
3t	Stephon Gilmore (Buf/NE)	9	25
3t	Tashaun Gipson (Cle/Jax/Hou/Chi)	9	25
3t	Janoris Jenkins (StL/NYG/NO)	9	24

KIRKPATRICK GETS FIRST INT AS A CARDINAL

CB **Dre Kirkpatrick** recorded his 11th career INT when he picked off a pass from former Bengals teammate QB Andy Dalton that was intended for WR CeeDee Lamb in the Monday night win over Dallas in Week 6.

It was his fourth INT in eight career MNF appearances. Among active players, only New England CB Devin McCourty (5 in 12 games) has more INTs while playing on MNF.

Active NFL Leaders – INTs on Monday Night Football

Rnk	Player (Team)	INTs	Gms
1	Devin McCourty (NE)	5	12
2t	Dre Kirkpatrick (AZ)	4	8
2t	Marcus Peters (Bal)	4	7
4t	Richard Sherman (SF)	3	11
4t	Jason McCourty (NE)	3	6
4t	Tyrann Mathieu (KC)	3	7
4t	Xavien Howard (Mia)	3	3

Kirkpatrick signed with the Cardinals soon after the start of training camp, joining the team after eight seasons in Cincinnati, where DC Vance Joseph was his position coach during the 2014-15 seasons.

The former first-rounder had 288 tackles, 10 INTs (two returned for TDs), 65 passes defended, a forced fumble and two fumble recoveries in 99 games with the Bengals before signing a one-year contract with Arizona.



TRADING THE DEEP FRYER FOR A GAME BALL

The only game ball given out following the Cardinals Week 5 victory over the Jets went to third-year LB **Dennis Gardeck** – adding a new chapter in the inspiring story the former undrafted rookie authored on his way to the NFL playing field.

Playing the first defensive snaps of his career, Gardeck – a special teams captain who signed with the Cardinals as a rookie free agent out of the University of Sioux Falls in 2018 – finished the game against the Jets with 2.0 sacks in just 10 defensive snaps.

His second quarter sack of Jets QB Joe Flacco was his first sack since his senior year at Sioux Falls in 2017.

It was a big performance for the Lake of the Hills, IL native but it wasn't the first success he has experienced in the NFL.

A special teams standout in his first two seasons, Gardeck was named a Pro Bowl alternate in 2019 after posting a team-high 10 tackles and a fumble recovery. In 38 career games, he has 25 special teams tackles, three punt deflections, a fumble recovery on a fake punt and a TD on a blocked punt. In 2018, he led all NFL rookies with 388 total snaps on special teams.

A SMALL SCHOOL STANDOUT AND FAST FOOD STAR

Gardeck's path to the NFL didn't run through a blue-chip college. Following high school, he attended Division II West Virginia State University for three seasons before spending his final college season at Sioux Falls as a graduate transfer. He was a standout in college though.

He recorded 345 tackles, 32.0 sacks, 57.5 tackles for loss, nine forced fumbles, two fumble recoveries in four seasons and was named to five Division II All-America teams as a senior in 2017.

He kept himself busy off the field during his college days as well. He earned a degree from West Virginia State (Gardeck is currently studying for a Masters of Business Administration degree) while also working at McDonald's. He started out on the grill crew but "worked his way up" to the assembly table and fryers. "It feels weird saying it was a good fit, but I had a blast there," he said. "I loved it. I loved my coworkers."

ALL-PRO HOPKINS HAPPY FOR HIS TRAINING PARTNER

Following the win over the Jets, WR **DeAndre Hopkins** spoke of how happy he was to see Gardeck's hard work paying off. "I rehabbed and trained with Dennis this offseason before I came here and I saw the work that he put in. I got to see the work he put in behind the scenes and for him to go in do what he did today, I knew he was going to give his all and it resulted in two sacks. That is what you look for in a guy like that. It gives the team motivation."

FOLLOWING UP WITH ANOTHER STRONG SHOWING IN WEEK 6

In the Week 6 Monday night victory at Dallas, Gardeck again saw limited action on defense but - again - he made his presence felt when he was in. In 16 defensive snaps, he had a tackle, a QB pressure and a QB hit. He nearly took down Andy Dalton in the Dallas end zone for a sack but the QB got the ball out just before going down. In 26 total defensive snaps between Weeks 5-6, Gardeck had three tackles, 2.0 sacks, three QB hits and two tackles for loss.



LEE STILL ON TOP OF HIS GAME

Now in his 17th NFL season – and fourth with the Cardinals – P **Andy Lee** is still one of the league's most productive punters. Last season, his 47.8-yard gross punting average ranked second in the NFL.

NFL Leaders – Gross Punting Average (2019)

Rnk	Player (Team)	Punts	Avg.
1	Tress Way (Was)	79	49.6
2	Andy Lee (AZ)	61	47.8
3	Johnny Hekker (LAR)	66	47.4
4	Brett Kern (Ten)	78	47.1
5	Ty Long (LAC)	48	47.0



Lee has finished in the top-10 in punting average in 13 of his first 16 NFL seasons. That includes ranking seventh (2017), first (2018) and second (2019) in punting average while with the Cardinals.

A LEADER IN ARIZONA

Since joining the Cardinals in 2017, Lee ranks third in the NFL with a 47.5-yard gross punting average.

NFL Leaders – Gross Punting Average (2017-20)

Rnk	Player (Team)	Punts	Avg.
1	Brett Kern (Ten)	247	48.0
2	Cameron Johnston (Phi)	166	47.8
3	Andy Lee (AZ)	269	47.5
4t	Johnny Hekker (LAR)	206	47.3
4t	Michael Dickson (Sea)	182	47.3

REWRITING THE RECORDS BOOKS

His first three seasons in Arizona resulted in the three highest single-season punting averages in franchise history. In 2018, he led the NFL with a single-season franchise-record 48.6-yard gross punting average.

Franchise Record – Gross Punting Average (Season)

Rnk	Player (Season)	Avg.
1	Andy Lee (2018)	48.6
2	Andy Lee (2019)	47.8
3	Andy Lee (2017)	47.3
4	Ben Graham (2009)	47.0
5	Dave Zastudil (2012)	46.5

KICKING HIS WAY TO THE TOP

Since joining the Cardinals in 2018, K **Zane Gonzalez** has connected on 49-of-59 FG attempts, including 20 consecutive FGs between Weeks 5-16 during the 2019 season.

The ASU product made three-of-four FG attempts in the Week 7 win over the Seahawks on Sunday Night Football, including a 44-yarder as time expired in regulation to send the game into OT and a 48-yarder to win it in OT.

His 48-yard FG in OT was the third game-winning kick of his career and the first to come in OT. He had game-winners at Green Bay in 2018 and in Cincinnati in 2019.



ZANE FROM LONG RANGE

He has converted two-of-three from beyond 50 yards this season, including a 54-yard FG in Week 3 against the Lions and a career-long 56-yarder in Week 1 against the 49ers.

In franchise history, just three made FGs have covered more ground than his 56-yard FG against San Francisco.

Franchise Record – Longest FG (All-Time)

Rnk	Player	Dist	Opponent
1	Jay Feely	61	10/14/12 vs. Buffalo
2	Chandler Catanzaro	60	9/25/16 at Buffalo
3	Phil Dawson	57	11/26/17 vs. Jacksonville
4t	Zane Gonzalez	56	9/13/20 @ San Francisco
4t	Chandler Catanzaro	56	12/11/16 @ Miami

A CAREER YEAR FOR GONZALEZ

In 2019, Gonzalez had the best year of his career – and one of the best seasons by a kicker in team history – earning Pro Bowl alternate status. The NFC "Special Teams Player of the Month" for October, Gonzalez made 31 FGs, which ranked fourth in the NFL last season and marked the third-highest total in team history.

NFL Leaders – FGs Made (2019)

Rnk	Player (Team)	FGs
1	Harrison Butker (KC)	34
2	Josh Lambo (Jax)	33
3	Wil Lutz (NO)	32
4	Zane Gonzalez (AZ)	31
5	Chris Boswell (Pit)	29

Franchise Record – FGs Made (Season)

Rnk	Player (Year)	FGs
1	Neil Rackers (2005)	40
2	Phil Dawson (2017)	32
3	Zane Gonzalez (2019)	31
4t	Jay Feely (2013)	30
4t	Greg Davis (1995)	30

SPECIAL TEAMS COMES UP BIG IN 2020

In the first half of the 2020 season, the Cardinals benefitted from big plays on special teams:

- Third-year LB **Ezekiel Turner** set up the Cardinals first TD of the game in the first quarter when he blocked a 49ers punt, which was recovered by LB **Dennis Gardeck** and returned to the SF 10-yard line.
- K **Zane Gonzalez** connected on a 56-yard FG just prior to halftime against San Francisco. It was the longest FG of his career and tied for the fourth-longest FG in franchise history.
- LS **Aaron Brewer** – now in his ninth NFL season and playing in his 119th career game in Week 2 – recovered the first fumble of his career in the first quarter. Covering a punt return, Brewer jumped on a ball forced loose by TE Darrell Daniels at the Washington 40-yard line. Six plays later QB Kyler Murray scored on a 14-yard TD run to give Arizona a 14-0 lead.
- In the fourth quarter of the Cardinals Week 5 games against the Jets, CB **Kevin Peterson** recovered a muffed punt near the Cardinals goal line, setting up a six-play, 96-yard TD drive on Arizona's next possession.
- **Gonzalez** made three-of-four FG attempts in the Week 7 win over the Seahawks on SNF, including a 44-yarder as time expired in regulation to send the game into OT and a 48-yarder to win it in OT. The 48-yard FG in OT was the third game-winning kick of his career and the first to come in OT.



KINGSBURY TURNS OFFENSE AROUND IN 2019

Under first-year head coach **Kliff Kingsbury**, the Cardinals offense in 2019 displayed a dramatic improvement from 2018, including a 60.4% jump in points scored and a 91.7% increase in the total number of scoring drives.

Below are a few highlights of what the Arizona offense accomplished in 2019 as compared to 2018:

- Went from #32 in scoring to #16
- Went from #32 in scoring drives to #9(t)
- Went from #32 in rush yds/game to #10
- Went from #32 in rushing avg. to #2
- Went from #27 in rushing TDs to #7(t)
- Averaged 100 total yards/game more



Cardinals Offensive Statistics (2018 vs. 2019)

Statistic	2018	2019	% Improvement
Touchdowns	27	38	40.7
Scoring Drives	36	69	91.7
Total Points	225	361	60.4
First Downs	239	314	31.4
Total Yards/Game	241.6	341.7	41.4
Passing Yards/Game	157.7	217.3	37.8
Rushing Yards/Game	83.9	124.4	49.2
Rushing Avg.	3.78	5.03	33.1
Rushing TDs	9	18	100.0
Field Goals Made	12	31	158.3
Turnovers	28	18	55.6
Games w/20+ Points	3	11	266.7
Games w/25+ Points	1	9	800.0
Games w/ 3+ TDs	2	8	300.0
Games w/20+ 1st Downs	3	10	233.3
Games w/100+ Rush Yds	5	10	100.0

OFFENSIVE HIGHLIGHTS IN 2019

• Posted 400+ net yards in a game five times in 2019 after totaling 400+ net yards just once over the previous two seasons combined (2017-18).

• Scored 25+ points in game nine times, including eight times in the final 12 games. From the beginning of October (Week 5) through the end of the season, only New Orleans (10), San Francisco (9) and Baltimore (9) scored 25+ points in more games than the Cardinals (8).

• Arizona's seven games without a turnover in 2019 were the most in a season in franchise history.

• Arizona averaged a franchise record 5.03 yards per rush attempt as a team in 2019 after rushing for 1,990 yards and 18 TDs on 396 attempts. The Cardinals 1,990 rushing yards were the most in a season since 1988 (2,027), the team's first in Arizona.

• 2019 marked just the sixth time in franchise history (2016, 1984, 1975, 1949, 1948) the Cardinals had at least 20 passing TDs and 18 rushing TDs in a season.

• The Cardinals rushed for 200+ yards in a game three times in 2019. It is the first time since 1983 (3x) that Arizona had 200+ rushing yards in at least three games.

• In Week 5 at Cincinnati, the Cardinals posted 500+ net yards and 250+ rushing yards in a game for the first time since 1960.

TURNOVER-FREE FOOTBALL

The Cardinals went without a turnover in seven games last season, a franchise record despite a rookie starting all 16 games at QB.

Franchise Record – Games w/o a Turnover

Rnk	Year	Games
1	2019	7
2t	2016	6
2t	2015	6
2t	1974	6
5t	2014	5
5t	2008	5

Only Green Bay (9) and New Orleans (8) posted more games without turning the ball over than Arizona last season.

NFL Leaders - Games w/o a Turnover (2019)

Rnk	Team	Games
1	Green Bay	9
2	New Orleans	8
3t	Arizona	7
3t	Buffalo	7
3t	Baltimore	7

The Cardinals committed just 18 total turnovers in 2019. There have only been three seasons in franchise history in which Arizona turned the ball over fewer times than it did last season: 1982 (16), 2014 (17) and 1974 (17).



KINGSBURY'S RECORD-BREAKING RUN GAME

When Arizona hired **Kingsbury** in 2019, much of the talk surrounding the hire involved the former Texas-Tech head coach implementing a pass-heavy "Air-Raid" system in the desert.

Although the passing offense made significant strides in 2019, it was the rushing attack that showed the biggest improvement last season.

After finishing #32 in the NFL in both rushing yards and rushing average in 2018, the Cardinals finished the 2019 season having averaged over 5.0 yards per rush attempt as a team for the first time in franchise history. Arizona averaged a franchise-record 5.03 yards per rush attempt last season (1,990 yards & 18 TDs on 396 attempts).

The previous record for team rushing average (4.87) was established in 1960.

Franchise Record – Team Rushing Avg. (Season)

Rnk	Year	Avg.	Yds	Att
1	2019	5.03	1,990	396
2	1960	4.87	2,356	484
3	1948	4.82	2,560	531
4	1985	4.73	1,974	417
5	1979	4.66	1,998	429

Arizona's 5.03-yard rushing average ranked second in the NFL in 2019.

NFL Leaders – Team Rushing Avg. (2019)

Rnk	Team	Avg.	Yds	Att
1	Baltimore	5.53	3,296	596
2	Arizona	5.03	1,990	396
3	Tennessee	5.00	2,223	445
4	Cleveland	4.84	1,901	393
5	Dallas	4.80	2,153	449

The Cardinals 1,990 rushing yards in 2019 represent the team's highest total since rushing for 2,027 yards in 1988, the year the team moved to Arizona.

The 2019 season marked the first time since 1984 (2,008 yards; 21 TDs) that the Cardinals rushed for at least 1,900 yards and 18 TDs in a season.

After having the #32 ranked rushing attack in 2018, the Cardinals had the #10 ranked rushing attack in 2019, averaging 124.4 yards per game. It marked just the second time in the last 35 years (#8 in 2015) that the Cardinals ranked in the top-10 in rushing yards per game.

NFL Leaders – Rushing Yards/Game (2019)

Rnk	Team	Yds/G
1	Baltimore	206.0
2	San Francisco	144.1
3	Tennessee	138.9
4	Seattle	137.5
5	Dallas	134.6
6	Minnesota	133.3
7	Indianapolis	133.1
8	Buffalo	128.4
9	Houston	125.6
10	Arizona	124.4

200 YARDS IN A GAME - THREE TIMES

Arizona rushed for 200+ yards in a game three times in 2019: 266 @ Cincinnati in Week 5; 226 vs. Cleveland in Week 15; 253 @ Seattle in Week 16. It was the first time since 1983 (3x) that the Cardinals had 200+ rushing yards in at least three games in a season.


POINTS BY THE BUNCH

After scoring 25+ points in a game just once in 2018 - tied for the lowest total in the NFL - **Kingsbury's** offense posted 25+ points in a game nine times last season, doing so eight times in the final 12 games.

Arizona's nine games with 25+ points in 2019 tied for the sixth-best total in the NFL.

NFL Leaders - Games w/ 25+ Points (2019)

Rnk	Team	Games
1t	Baltimore	12
1t	New Orleans	12
3t	Kansas City	10
3t	Seattle	10
3t	San Francisco	10
6t	Arizona	9
6t	L.A. Rams	9
6t	Minnesota	9
6t	Tampa Bay	9
10t	New England	8
10t	Tennessee	8
10t	Dallas	8



Over the final three months of last season (Weeks 5-17), only New Orleans (10), San Francisco (9) and Baltimore (9) scored 25+ points in more games than the Cardinals (8).

CARDINALS COVID-19 RELIEF EFFORTS (TEAM INITIATIVES)

Since the COVID-19 pandemic hit the country earlier this year the effects of the outbreak have reached every corner of the U.S. and has had a devastating impact on citizens and businesses across the nation. The Cardinals organization – along with the players and staff – immediately mobilized to donate time, money and other resources throughout Arizona to assist the individuals, businesses, schools, frontline health care personnel and other organizations that have been so greatly affected by the crisis.

\$1 MILLION FOUNDING CONTRIBUTION TO THE AZ CORONAVIRUS RELIEF FUND

On March 24, the Cardinals made a \$1 million founding contribution to the AZ Coronavirus Relief Fund. As part of the Arizona Together initiative launched earlier that day by Governor Doug Ducey, the fund was set up established to provide financial support to organizations working to mitigate the impacts of COVID-19 in Arizona. Initially, it focused on the following immediate needs:

- Funding of Personal Protective Equipment (PPE) for frontline medical personnel.
- Non-profit organizations that support the most vulnerable Arizonans through food banks, homeless shelters, domestic violence facilities, and other services.
- Providing disadvantaged students with the technology necessary to transition to online learning.

“Like so many in our community, this unprecedented crisis has us asking what we can do to help and what might have the greatest impact,” said Cardinals Owner **Michael Bidwill** said of the donation. “We are grateful for the creation of this relief fund, and proud to support its critically important mission and hope that others throughout the community can join this effort in whatever way that they are able. As a team, we will continue to work on additional ways to make a difference and know that as a community we will get through this challenging time together.”

To assist local businesses during the crisis, the Cardinals made a \$100,000 donation to Local First Arizona, Arizona’s Coronavirus Micro Grant Fund

MILLION MEALS DONATION TO LOCAL FOOD BANKS



In early April, the Cardinals and State Farm partnered on an historic initiative to address a pressing local need arising from the COVID-19 pandemic. The number of people seeking assistance from local food banks more than doubled as a result of the unparalleled crisis. Unfortunately, the number of donations to them decreased just as dramatically.

As part of their on-going commitment to improve the local community, State Farm and the Cardinals helped tackle the issue by donating over a million 1,000,000 meals that were distributed to five non-profit organizations throughout the Valley. The five groups involved in the “Million Meal” donation were:

- St. Mary’s Food Bank
- St. Vincent DePaul
- United Food Bank
- Phoenix Rescue Mission
- Midwest Food Bank

ORGANIZATION LAUNCHES “CARDINALS CARRY-OUT” INITIATIVE TO ASSIST INDEPENDENT, LOCALLY OWNED RESTAURANTS



On April 13 the team launched “Cardinals Carry-out” - an unprecedented initiative with a dual purpose: assist independent, locally-owned restaurants hit hard by the coronavirus crisis and recognize those working on the front lines of the pandemic in the medical community, law enforcement and emergency services.

Cardinals players and fans nominated their favorite establishments for inclusion on the team’s interactive statewide map and supported them with take-out business.

In the spirit of the NFL Draft, the team selected establishments from the map each day and purchased meals which were delivered to nurses, doctors, first responders and others who work daily to combat the impact of COVID-19.

When it was launched, the first 47 establishments on the map reflected the favorites of Cardinals players and staff as well as those near area hospitals suggested by Local First Arizona. Within the first week, over 800 restaurants throughout the state have been added based on recommendations from fans.

“It’s great that a major sports team would put together such a thing that is community driven and helps restaurants navigate these tough times...we’re kind of in survival mode but we’re going to make it out,” said **Chris Hove**, owner of Perfect Pear Bistro in Chandler which was recommended by defensive lineman **Zach Allen**.

HOSTING CRITICAL BLOOD DRIVES, DRIVE-THROUGH TESTING AND PPE DRIVES AT STATE FARM STADIUM

One area hit particularly hard by the COVID-19 crisis was the local blood donation community, where the supply reached critically low levels during a crucial time in March. In a seven-day span between March 19 and March 26, nearly 200 blood drives in Arizona were cancelled, resulting in the loss of more than 5,000 blood donations for hospital patients.

To assist in meeting this direly pressing need, the Cardinals partnered with Dignity Health and Cigna to host a major one-day blood drive at State Farm Stadium. In conjunction with Scottsdale-based Vitalant (pronounced “vye-TAL-ent” and formerly known as United Blood Services) the event took place at State Farm Stadium on March 31. All donation slots for the drive were filled within hours of the event being announced.

The outpouring of support from the community resulted in two additional blood drives being scheduled at State Farm Stadium. On back-to-backs on April 7-8, in conjunction with the American Red Cross, the Cardinals partnered with Anheuser-Busch to host blood drives at State Farm Stadium and all donation slots were again filled.

On April 15, the Cardinals and Project C.U.R.E hosted a Personal Protective Equipment (PPE) drive at State Farm Stadium. The event was to help collect equipment for use by those in the local healthcare community, including eye protection, face shields, surgical masks, N95 masks, gloves, shoe covers and hand sanitizer.

In May, the Cardinals and Dignity Health partnered to participate in the state’s drive-through COVID-19 testing blitz by hosting events open to the public at State Farm Stadium.



CARDINALS COVID-19 RELIEF EFFORTS (PLAYER INITIATIVES)

KLIFF KINGSBURY – \$50,000 DONATION TO THE NAVAJO RELIEF FUND (NRF)

The Native American population in Arizona was hit particularly hard by the COVID-19 outbreak and the Cardinals head coach was among the many who stepped up to help. In April, Kingsbury donated \$50,000 to the Navajo Relief Fund to assist one of the communities that was most affected – the Navajo Nation. The NRF was established to help with the shortage of healthy food, safe drinking water, healthcare and supply stores in remote reservation communities. During the pandemic, the fund served as urgent need in making available food, water and other basic supplies.

DEANDRE HOPKINS – \$150,000 DONATION TO THE ARIZONA CORONAVIRUS RELIEF FUND; #THEREALHEROES PROJECT

It didn't take long for the All-Pro wideout to make a significant impact in Arizona. On March 27, 2020 - just a week after being acquired by the Cardinals — Hopkins announced a \$150,000 donation to the AZ Coronavirus Relief Fund, which was established to provide financial support to multiple organizations trying to deal with the impact of COVID-19. Money raised by Arizona Relief Fund goes to purchasing Personal Protective Equipment for medical personnel working with the coronavirus patients; supporting non-profits that aid the most vulnerable such as food banks, homeless shelters and domestic violence facilities; and providing technology for disadvantaged students needed for online learning.

Hopkins was among the sports stars who participated in a national project to recognize and celebrate health care workers for their efforts on the front lines of the coronavirus pandemic. "The Real Heroes Project" was a collaboration involving Hopkins and athletes from a combined 14 leagues. Others include New Orleans Saints QB Drew Brees, New York Yankees All-Star outfielder Aaron Judge, U.S. women's soccer stars Carli Lloyd and Alex Morgan, and Hockey Hall of Famer Wayne Gretzky. In the PSA – which was released on National Nurses Day - Hopkins recognized local nurse Tracy Thomas, an RN at Dignity Health St. Joseph's Hospital and Medical Center. She was selected in recognition of the incredible work she has done leading the COVID-19 Response



CHANDLER JONES – DONATED 150,000 MEALS TO FOOD BANKS IN ARIZONA AND NEW YORK

In late March, the Cardinals All-Pro LB donated over 150,000 meals to food banks in both Arizona and his hometown of Endicott, NY to assist with families affected by the Coronavirus outbreak. Jones provided meals to St. Mary's Food Bank and Midwest Food Bank of Arizona while also donating to Mother Teresa's Cupboard through the Catholic Charities of Broome County in New York.

JORDAN HICKS – \$100,000 TO IMPACT CHURCH COVID-19 RELIEF EFFORTS; ANIMAL ADOPTION INITIATIVE

Following a career year on the field in his first season with Arizona, Hicks joined his wife, Ivana, to announce in April that they would match and donate up to \$100,000 to their church in Scottsdale – Impact Church – to assist single mothers during the pandemic. Those efforts included providing meals and helping cover rent and mortgage payments. Hicks' donation also helped facilitate a COVID-19 drive-through testing initiative at the church that saw over 500 people receive free tests.

Hicks and his wife also organized an animal adoption campaign in Austin that saw 260 animals adopted in under a week. The couple partnered with Austin (TX) Pets Alive to provide new pet owners with a care package that included a crate, pet food, treats, a leash and a toy.

KYLER MURRAY – \$25,000 DONATION TO GENYOUth FOR ITS COVID-19 EMERGENCY SCHOOL NUTRITION FUND

With schools across the country closed because of the coronavirus, the reigning NFL Offensive Rookie of the Year stepped up in April to help children who counted on school meals to be fed on a daily basis. He donated \$25,000 to GENYOUth for its COVID-19 Emergency School Nutrition Fund, which was established to provide resources that allowed school meal programs to continue despite school closures.

ISAIAH SIMMONS – DONATED 60,000 MEALS TO HARVEST COMPASSION CENTERS IN ARIZONA

Within a week of becoming the #8 overall pick in the 2020 NFL Draft, the former Clemson star was already reaching out to help people in Arizona struggling as a result of the pandemic. Simmons teamed up with the Cardinals and Bose to donate 60,000 meals to the Harvest Compassion Center for its facilities in Phoenix, Maryvale and Chandler. Harvest Compassion Center is a food and clothing bank dedicated to providing a hope-filled environment to the underserved in the greater Phoenix area. HCC locations offer free food, hygiene, baby, home and clothing items to the many Arizonans living below the poverty line.

LARRY FITZGERALD – DELIVERING MEALS TO HEALTHCARE WORKERS AND FRONTLINE STAFF

One of the most prolific WRs in NFL history, Fitzgerald long ago set the standard for making an impact in the community – and those efforts continued during the COVID-19 outbreak. In late April, he teamed with Steak 44, Ocean 44 and Dominick's to deliver meals to healthcare workers all over the Valley. In addition to helping those who have gone above-and-beyond to serve the community during the pandemic, it also served as a very personal cause for Fitzgerald, who's late mother, Carol, was a nurse.

COREY PETERS – STARTED VIRTUAL BOOK CLUB FOR ARIZONA HIGH SCHOOL STUDENTS

A passionate advocate for reading, the Cardinals starting DT set up an in-person book club a few years ago. When the pandemic hit, forcing the closure of schools and the enforcement of social distancing, Peters saw an opportunity to make the book club virtual. So in May, he launched the virtual book club "The Corey Peterson Playbook" to help provide an educational outlet for all Arizona high school students during the COVID-19 crisis.

PATRICK PETERSON – DONATED TO ARIZONA FIRST RESPONDERS ON MEMORIAL DAY WEEKEND

With Memorial Day occurring in the middle of the pandemic, the Cardinals All-Pro helped keep the spirit of the holiday when he teamed with Pit Boss Grills to donate grill products and gift cards to Arizona first responders. Peterson had his followers on social media nominate a first responder of their choice and he selected three winners on Memorial Day who each received a new top-of-the-line grill, grilling products and a gift card from Bashas supermarket.

DEVON KENNARD – DELIVERED MEALS TO FOUR VALLEY FIRE DEPARTMENTS; VIRTUAL HOSPITAL VISITS

In May, Arizona native – and Cardinals 2020 free agent signing – Kennard gave back to his hometown when he teamed with Salad and Go to provide dinner for firefighters at four different fire stations in the Ahwatukee area.

Every year Cardinals players and staff make numerous visits to Phoenix Children's Hospital to lift the spirits of the children and their families in pediatric units. Due to COVID-19 and the resulting safety restrictions, those visits have taken a new form. In late August, Kennard became the first Cardinals player to take the controls of a telepresence robot in order to spend time with children at PCH. While Kennard was at training camp at State Farm Stadium, he was able to drive the robot through the halls of PCH and interact with children through a video monitor.

