

ARIZONA CARDINALS

WEEK 11
GAME RELEASE
#SFvsAZ



Mark Dalton - Sr. Vice President, Media Relations | Chris Melvin - Sr. Director, Media Relations | Mike Helm - Sr. Manager, Media Relations
Jeffrey Sanders - Manager, Corporate Communications | Imani Suber - Media Relations Coordinator



SAN FRANCISCO 49ERS (5-4) VS. ARIZONA CARDINALS (4-6) Estadio Azteca | November 21, 2022 | 6:15 PM



THIS WEEK'S PREVIEW

With each team earning a win over a Los Angeles franchise last week - Cards over the Rams and 49ers over the Chargers - the Week 11 Monday Night Football matchup in Mexico City between Arizona and San Francisco is a pivotal one in the intensifying race to catch Seattle in the NFC West standings.

This game between the Cardinals and 49ers is a rematch of the 2005 Sunday Night showdown in Mexico City when Arizona came back from a 14-0 first quarter deficit to earn a 31-14 win at Estadio Azteca.



Arizona enters the contest with significant success against San Francisco of late. The Cardinals are 11-3 in their last 14 games against the 49ers, including a season-sweep of their division rival in 2021.

It remains to be seen who will start at QB for the Cardinals on Monday, whether it be starter **Kyler Murray** or backup **Colt McCoy**. Both have recent experience - and success - against the 49ers, as each started and won against them last season. Murray led Arizona past San Francisco and then-rookie QB Trey Lance, who was making his first-ever NFL start, in Week 5. In Week 9, McCoy led the Cardinals to a 31-17 win at San Francisco against 49ers starter Jimmy Garoppolo.

Having had their bye in Week 9, the 49ers will face a Cardinals team playing their 11th consecutive game to open the season. Injuries have started to take a toll. Of the Cardinals 11 offensive starters to start the season, six were unavailable for last week's win over the Rams, and a seventh - TE **Zach Ertz** - was forced from the game in the first quarter due to a knee injury.

Regardless of who is able to play for the Cardinals, a lot is on the line in Week 11. A victory for Arizona could improve its record to 5-6 and leave the team just a game behind the division-leading Seahawks - who are on their bye this week - with six games left to play.

One player who will be on the field at Azteca Stadium on Monday is RB **James Conner**, who was crucial to the Cardinals success against San Francisco last season. Conner had 210 total yards and four TDs (3 rushing, 1 receiving) in two games against the 49ers in 2021.

GAME RELEASE INDEX

Page	Contents
2	Cards Return to Mexico City for Rematch with 49ers
3	Cardinals-49ers Matchup Notes
4	By The Numbers / What To Look For in Week 11 / NFL Week 11 Schedule
5-9	Season Highlights / Hopkins / J. Watt / Z. Allen / Collins & Simmons
10	State Farm Stadium / Super Bowl in AZ
11	Michael Bidwill / Violet Bidwill / Steve Keim
12-14	Kyler Murray Highlights
15-16	DeAndre Hopkins Highlights
17	Zach Ertz Highlights
18	A.J. Green Highlights
19	James Conner / Marquise Brown / Robbie Anderson
20-21	J.J. Watt Highlights
22	B. Baker / J. Thompson / M. Golden / I. Simmons / B. Murphy
23	Special Teams Highlights / Matt Prater / Andy Lee
24-67	2022 Statistics / Rosters / Depth Chart / 2022 NFL Standings

ARIZONA CARDINALS - 2022 SCHEDULE

Date	Opponent	Regular Season Location	AZ Time
Sep. 11	KANSAS CITY	State Farm Stadium	L, 21-44
Sep. 18	@ Las Vegas	Allegiant Stadium	W, 29-23 (OT)
Sep. 25	L.A. RAMS	State Farm Stadium	L, 12-20
Oct. 2	@ Carolina	Bank of America Stadium	W, 26-16
Oct. 9	PHILADELPHIA	State Farm Stadium	L, 17-20
Oct. 16	@ Seattle	Lumen Field	L, 9-19
Oct. 20	NEW ORLEANS#	State Farm Stadium	W, 42-34
Oct. 30	@ Minnesota	U.S. Bank Stadium	L, 26-34
Nov. 6	SEATTLE	State Farm Stadium	L, 21-31
Nov. 13	@ L.A. Rams	SoFi Stadium	W, 27-17
Nov. 21	SAN FRANCISCO^	Estadio Azteca (Mexico City)	6:15 PM
Nov. 27	L.A. CHARGERS	State Farm Stadium	2:05 PM
	-BYE-		
Dec. 12	NEW ENGLAND^	State Farm Stadium	6:15 PM
Dec. 18	@ Denver*	Empower Field at Mile High	2:05 PM
Dec. 25	TAMPA BAY>	State Farm Stadium	6:20 PM
Jan. 1	@ Atlanta*	Mercedes-Benz Stadium	11:00 AM
TBD	@ San Francisco*	Levi's Stadium	TBD

Prime Video Thursday Night Football

^ ESPN Monday Night Football

> NBC Sunday Night Football

* Subject to flexible scheduling decisions

THIS WEEK'S HIGHLIGHTS

- The Cardinals third-ever regular season game on foreign soil - and the second to take place in Mexico City - is on tap this week as Arizona faces San Francisco in an NFC West showdown at Estadio Azteca on Monday Night Football.
- With a victory over the 49ers this week, the Cardinals would become the first team with multiple regular season wins in Mexico.
- The Week 11 matchup vs. the 49ers is the first of two Monday Night appearances for the Cardinals this season. Arizona returns to MNF in Week 14 when it hosts New England at State Farm Stadium.
- **S Budda Baker** - coming off his first INT of the season last week in Los Angeles - had an INT in both games against the 49ers in 2021. Baker recorded a pick of both Trey Lance and Jimmy Garoppolo last season.
- **DL J.J. Watt** had two tackles, a sack, a tackle for loss, a season-high five QB hits and a fumble recovery in the Cardinals win over the Rams last week. ***It was his 17th career game with 5+ QB hits. No other active player has more than five such performances in their career.***
- Through 10 weeks, Arizona has had an NFL-high 76 different players appear in at least one game this season. Six players made their 2022 Cardinals debut last week in Los Angeles, including QB **Colt McCoy**, who led Arizona to a 27-17 victory over the Rams.
- Rookie LB **Myjai Sanders** had a standout performance in the Cards victory over the Rams, ***posting a career-high five tackles, his second career sack, his first career forced fumble, a tackle for loss and his first career pass defended.***

BROADCAST INFORMATION

National Broadcast: ESPN / Play-By-Play: Joe Buck Analyst: Troy Aikman Sideline: Lisa Salters

National Radio: Westwood One Sports / Play-By-Play: Ryan Radtke Analyst: Mike Golic

Cardinals Radio: Arizona Sports 98.7 FM / Play-By-Play: Dave Pasch Analyst: Ron Wolfley Sideline: Paul Calvisi

Cardinals Spanish Radio: KHOV 105.1 FM / Play-By-Play: Luis Hernandez Analyst: Jose Romero



A CARDINALS-49ERS REMATCH IN MEXICO CITY

The Cardinals are back in primetime this week as they take on the division-rival San Francisco 49ers at Estadio Azteca in Mexico City on Monday Night Football.

The contest will serve as a rematch of the 2005 Cardinals-49ers game at Estadio Azteca which was the NFL's first regular season game held outside the United States. The Cardinals earned a 31-14 win over the 49ers in that game in front of a then-record crowd of 103,467.

The Cardinals have a long history with international games and have participated in many global "firsts" for the league:

- The franchise played in the first NFL regular season game held outside the United States when they defeated the San Francisco 49ers 31-14 at Estadio Azteca in Mexico City on October 2, 2005.
- The team also played the first NFL game outside of North America on August 16, 1976 against the Chargers in Tokyo's Korakuen Stadium. The Cardinals won, 20-10.
- The first American football contest played on British soil was between the Cardinals and Vikings in London's Wembley Stadium on August 6, 1983.

COMPLETE LIST OF CARDINALS INTERNATIONAL GAMES

Date	Opponent	Location	Result
8/5/59	Toronto Argonauts	Exhibition Stadium (Toronto)	W, 55-26
8/2/61	Toronto Argonauts	Exhibition Stadium (Toronto)	W, 36-7
8/16/76	San Diego Chargers	Korakuen Stadium (Tokyo)	W, 20-10
8/6/83	Minnesota Vikings	Wembley Stadium (London)	L, 10-28
10/2/05	San Francisco 49ers	Estadio Azteca (Mexico City)	W, 31-14
10/22/17	Los Angeles Rams	Twickenham Stadium (London)	L, 0-33

HERNANDEZ HAS TIES TO MEXICO CITY

OL **Will Hernandez** - who is currently on injured reserve - has strong family ties to Mexico City. His parents, Robert Hernandez and Angelica Lemus, moved to the United States from Mexico prior to his birth. His grandparents hail from Mexico City. Hernandez's father was a professional soccer player in Mexico.

"This is a huge and special game for me," Hernandez said after the matchup was announced. "My dad's whole side of the family still lives in Mexico City. To be able to play a game at Estadio Azteca is huge. That is one of the most historic stadiums in Mexico."

GARCIA'S PARENTS HAIL FROM LATIN AMERICA

Another Cardinals offensive lineman - **Max Garcia** - also has family ties to Mexico. His father was born and raised in Acapulco, Mexico. His mother, Sonia, hails from Santurce, San Juan, Puerto Rico.

GAME SUMMARY - CARDS DOWN 49ERS IN 2005

In the NFL's first regular season game ever played outside the U.S., the Cardinals earned a 17-point come-from-behind win over San Francisco. A crowd of 103,467 watched the game at Mexico City's Estadio Azteca, making it - at the time - the highest-attended regular season game in NFL history. The Cards succeeded thanks to the arm of QB **Josh McCown**, the leg of kicker **Neil Rackers**, and the thoroughly dominant play of their defense. The Niners offense failed to score, crossed midfield just twice and recorded just 8 total first downs.

Despite that, it was San Francisco who held an early 14-0 lead. On the game's first play from scrimmage, Niners DE Bryant Young sacked McCown forcing a fumble that the Niners recovered in the end zone. Later in the first, Arizona advanced to the SF 13 before RB **Marcel Shipp** fumbled on a hit in the backfield and CB Derrick Johnson returned the recovery 78 yards for a TD and 14-0 lead. Despite the rough start, the Cards were able to battle back thanks to scores on their final three possessions of the first half. The first two came on a pair of Rackers FGs (40 and 45 yards) and a 17-yard scoring pass from McCown to WR **Larry Fitzgerald** with 0:05 left in the half.

The second half began with the Arizona defense sending San Fran 3-n-out on their first three possessions and then ended the next two with takeaways after one and two plays, respectively. In that same stretch, the Cards scored four times - three more Rackers FGs and a 27-yard McCown TD pass to WR **Anquan Boldin**. Rackers concluded the scoring with his sixth FG of the evening, a career-high and one shy of the NFL record.



THE NFL RETURNS TO MEXICO

The Monday Night matchup between the Cardinals and 49ers this week marks the 12th all-time NFL game played in Mexico, and the fifth regular season game (all others were preseason contests).

Regular Season Games

Date	Matchup	Location	Attendance
11/18/19	Kansas City (24), L.A. Chargers (17)	Estadio Azteca	76,252
11/19/17	New England (33), Las Vegas (8)	Estadio Azteca	77,357
11/21/16	Houston (20), Las Vegas (27)	Estadio Azteca	76,473
10/2/05	Arizona (31), San Francisco (14)	Estadio Azteca	103,467

Preseason Games

Date	Matchup	Location	Attendance
8/27/01	Dallas (21), Las Vegas (6)	Estadio Azteca	88,309
8/19/00	Indianapolis (24), Pittsburgh (23)	Estadio Azteca	87,145
8/17/98	New England (21), Dallas (3)	Estadio Azteca	106,424
8/4/97	Miami (38), Denver (19)	Estadio Guillermo Canedo	104,629
8/5/96	Kansas City (32), Dallas (6)	Estadio Universitario*	45,128
8/15/94	Houston (6), Dallas (0)	Estadio Azteca	112,376
8/5/78	New Orleans (14), Philly (7)	Estadio Olimpico	30,000

*Monterrey, Mexico

CURRENT CARDS WHO PLAYED IN MEXICO CITY

Although the game was played over 17 years ago, there are three current members of the Cardinals organization that played in the matchup vs. the 49ers in Mexico City in 2005. Two are now in the front office while one - P **Andy Lee** - is still playing.

Lee was a 23-year old in his second NFL season in 2005 and served as the 49ers punter in the contest. This week he returns at age 40 and playing in his 19th NFL season.

Also playing in the game were then-safeties **Quentin Harrison** and **Adrian Wilson**. Harris now serves as the Cardinals VP, Player Personnel while Wilson is the team's VP, Pro Personnel.



OTHER CARDINALS WHO HAVE PLAYED IN MEXICO CITY

In addition to Lee, there are four other Cardinals players who have seen action in one of the four regular season games that have been played in Mexico City. C **Rodney Hudson** - currently on IR - is one of just 11 active players who have played there twice.

Player	Team	Year
WR DeAndre Hopkins	Houston	2016
LB Ben Niemann	Kansas City	2019
C Rodney Hudson (IR)	Las Vegas	2016, 2017
RB Darrel Williams (IR)	Kansas City	2019

THE ALL MEXICO RADIO TEAM

Over the last 22 seasons, the Cardinals have connected with their Spanish language speaking fans by becoming the first professional team in Arizona to offer all games on Spanish radio (2000).

Anchoring the Cardinals gameday radio broadcasts is **Luis Hernandez**, who is in his third season as the play-by-play announcer for the Cardinals. Born in Orizaba, Veracruz, MX and raised in Mexico City, Hernandez has worked for the Cardinals since 1998 in a variety of on-air and content creation roles.

He is a recognized journalist among the Spanish-language media in the United States having held an executive position in the news department of the MundoFox network and also served as a news correspondent for Televisa and EstrellaTV.

Joining Hernandez on the Spanish language broadcast is **Jose Romero**, who is in his first season as a color analyst. Romero was born in Cancún, Mexico, and moved to the U.S. as a teenager. He attended Mountain Pointe High School in Phoenix before walking on at the University of Arizona, where he was a long-snapper. In addition to his role in the Cardinals radio broadcasts, Romero also teaches Spanish and coaches football at Desert Vista High School.

Romero replaced former Cardinals player **Rolando Cantu** as the team's color analyst. Cantu - who was on the Cards practice squad when the team last played in Mexico in 2005 and was with the team for two seasons (2005-06) - became the first Mexican player trained in the Mexican collegiate system to play professionally in the NFL. Cantu currently serves as the Cardinals Director of International Business Ventures and this season became the new lead NFL analyst for Sunday Night Football broadcasts on Telemundo Deportes. Cantu called more than 300 Cardinals games on radio, in addition to network roles calling Thursday Night Football games and four Super Bowls.



CARDINALS-49ERS CONNECTIONS

49ERS CONNECTIONS

Cardinals P **Andy Lee** played the first 11 years (2004-14) of his NFL career with the 49ers and appeared in 176 games, setting franchise records for punts (941), punting yards (43,468), gross average (46.2), net average (39.5) and punts inside the 20 (300).

QB **Colt McCoy** spent the 2013 season in San Francisco.

Cardinals Asst. Head Coach/Special Teams Coordinator **Jeff Rodgers** was the 49ers special teams quality control coach (2003-04) and asst. special teams coach (2005-07).

Cardinals Defensive Coordinator **Vance Joseph** was the asst. DBs coach (2005) and DBs coach (2006-10) for the 49ers.

Cardinals LBs coach **Bill Davis** was the 49ers defensive coordinator from 2005-06.

CARDINALS CONNECTIONS

49ers Director of Player Personnel **Ran Carthon's** father, **Maurice**, was the Cardinals RBs coach from 2007-2008.

CALIFORNIA/BAY AREA CONNECTIONS

Cardinals CBs coach **Greg Williams** played for the San Francisco Demons of the XFL in 2001.

ARIZONA CONNECTIONS

49ers QB **Brock Purdy** is a native of Queen Creek, AZ and attended Perry (Gilbert, AZ) High School where he was named the 2017 Arizona Cardinals High School Player of the Year and Arizona Gatorade Player of the Year as a senior. Was a two-time first-team All-State selection who led Perry to the Class 6A state championship game (12-2 record) after after throwing for 4,405 yards and 57 TDs passes in 2017, both 6A state records.

49ers WR **Brandon Aiyuk** played for Arizona State from 2018-19. He appeared in 25 games in two seasons and registered 98 receptions for 1,666 yards and 11 TDs. Also recorded 28 KORs for 760 yards (27.1 avg.) and 25 PRs for 293 yards (11.7 avg.) and 1 TD. His 1,192 receiving yards as a senior in 2019 marked the fifth-best single-season total in program history.

49ers LB **Demetrius Flannigan-Fowles** is a native of Tucson, AZ and played at the University of Arizona from 2015-16, appearing in all 50 possible games in four seasons. Attended both Tucson and Mountain View High Schools.

49ers Pro Scout **Fred Gammage III** is a Tempe, AZ native and graduated from Brophy Prep. A walk-on at Arizona State, he had 52 receptions for 537 yards and three TDs in four seasons (2013-16) with the Sun Devils. Gammage then went on to become an intern with the football management staff in 2017 and then served as an assistant director of player personnel in 2018.

49ers President **Al Guido** served as the Phoenix Coyotes senior director of ticket sales from 2004-07.

49ers QBs coach **Rich Scangarello** served as offensive coordinator/QBs coach for Northern Arizona from 2012-14.

49ers Asst. Equipment Manager **Robert Lloyd** began his career at the University of Arizona as a student equipment manager for the football program.

49ers Pro Scout **Steve Slowik** spent three seasons as the WRs coach at Horizon High School in Scottsdale, AZ.

PRO/COLLEGE CONNECTIONS

Cardinals Head Coach **Kliff Kingsbury** spent part of the 2005 season with Denver while 49ers General Manager **John Lynch** (2004-07) was a player.

Kingsbury (1999-02) played at Texas Tech with 49ers D-Line coach **Kris Kocurek** (1997-00).

Cardinals Asst. Head Coach/Special Teams Coordinator **Jeff Rodgers** (2015-17) coached 49ers K **Robbie Gould** (2005-15) for one season with the Bears where he held the same title.

Cardinals LBs coach **Bill Davis** (2013-15) coached 49ers Defensive Coordinator **DeMeco Ryans** (2012-15) in Philadelphia for three seasons when Ryan played linebacker and Davis served as the defensive coordinator.

Cardinals DL **J.J. Watt** played one season with 49ers Defensive Coordinator **DeMeco Ryans** in Houston in 2011.

Cardinals Defensive Asst. **Rusty McKinney** (2014-15) was an intern with the Browns in 2014, while 49ers Head Coach **Kyle Shanahan** served as the team's offensive coordinator.

49ers QB **Jimmy Garoppolo** (2010-13) played with Cardinals LB **Kamu Grugier-Hill** (2012-15) for two seasons at Eastern Illinois.

49ers WR **Ray-Ray McCloud III** (2015-17) and Cardinals CB **Trayvon Mullen**, Jr. were teammates at Clemson from 2016-17. Cardinals LB **Isaiah Simmons** played alongside Mullen and McCloud in 2017 with the Tigers.

Cardinals OL **Kelvin Beachum** and 49ers S **Tashaun Gipson** played together for a season in 2016 with the Jaguars.

49ers P **Mitch Wishnowsky** (2016-18) played with Cardinals DL **Leki Fotu** (2016-19) at Utah.

Cardinals QB **Colt McCoy** (2014-15, '17-19) played with 49ers OT **Trent Williams** (2010-18) in Washington.

Cardinals K **Matt Prater** (2014-2020) played with 49ers DL **Kerry Hyder Jr.** (2015-16, 2018) with the Lions.

2022 SEASON STATISTICS AND RANKINGS

Statistic

Points Scored/Game
Points Allowed/Game
TDs Scored
TDs Allowed
Rushing TDs
Passing TDs
Return TDs
Rushing TDs Allowed
Passing TDs Allowed
Return TDs Allowed
Sacked/Yards Lost
Fumbles/Lost
Field Goals Made
Total Yards/Game
Opp. Total Yards/Game
Rushing Yards/Game
Opp. Rushing Yards/Game
Passing Yards/Game
Opp. Passing Yards/Game
Turnover Ratio
Average Time of Possession

AZ	Rank	SF	Rank
23.0	13	22.0	18
25.8	30	18.1	4
27	t-7	23	17
30	30	19	t-7
9	t-15	9	t-15
13	t-14	12	t-17
5	1	2	t-5
12	t-24	8	t-13
17	t-28	9	t-2
1	t-11	2	t-23
27/212	t-24	18/98	t-7
18/3	t-5	14/7	t-24
14/15	t-20	13/16	t-22
333.7	19	360.0	9
357.6	22	280.6	1
113.1	19	123.7	14
110.5	9	82.7	1
220.6	18	236.3	10
247.1	23	197.9	8
+5	5	-3	t-25
30:37	11	31:09	7

CARDINALS VS. 49ERS - SERIES NOTES

• **The Cardinals are 11-3 in their last 14 games vs. the 49ers. In 2021 Arizona was 2-0 vs. San Francisco, marking the fifth time in seven years the Cardinals swept the season series.**

• Four different QBs started in the two games between the Cardinals and 49ers last season.

Week 3: **Kyler Murray** led Arizona past San Francisco and rookie QB **Trey Lance**, who was making his first-ever NFL start.

Week 9: **Colt McCoy** led the Cardinals to a 31-17 victory over the 49ers and starter **Jimmy Garoppolo**.

• **In Week 9 last season, QB Colt McCoy - making his first-ever start for the Cardinals in place of the injured Kyler Murray - completed 22-of-26 pass attempts (84.6%) for 249 yards, a TD and a 119.4 passer rating in leading the Cardinals over the 49ers.**

• RB **James Conner** had four TDs (3 rushing, 1 receiving) in two games against the 49ers last season. In Week 9 he finished the contest with 173 scrimmage yards, rushing for 96 yards and two TDs on 21 carries (4.6 avg.) while adding 77 yards and a TD on five receptions.

• S **Budda Baker** had an INT in both games against the 49ers last season, recording a pick of both Trey Lance and Jimmy Garoppolo.

• LB **Markus Golden** had perhaps the best game of his career in the Cardinals victory over San Francisco in Week 9 last season, finishing with five tackles, a career-high 3.0 sacks, three tackles for loss and three QB hits. Golden has 6.5 sacks in 10 career games vs. San Francisco.



TOP PERFORMANCES VS. 49ERS

The all-time series between the Cardinals and 49ers dates back to 1951, and the two teams have faced each other 60 times. Some of the Cards top performances in series history have occurred in the last five meetings.

Statistic	Total	Player	Date
Total Points	19	Neil Rackers	10/2/05 vs. SF*
Total TDs	3 (2x) last	James Conner	11/7/21 @ SF
Longest TD	88t (Rec)	Andy Isabella	10/31/19 vs. SF
Rushing Yards	165	Marcel Shipp	10/26/03 vs. SF
Rushing Avg.	7.3	Kenyan Drake	10/31/19 vs. SF
Rushing TDs	3	Derrick McAdoo	10/18/87 @ SF
Longest TD Run	39t	Joe Childress	9/29/57 @ SF
Receiving Yards	166	Michael Floyd	12/30/12 @ SF
Receptions	14	DeAndre Hopkins	9/13/20 @ SF
Receiving TDs	2 (11x) last	Larry Fitzgerald	10/6/16 @ SF
Longest TD Reception	88t	Andy Isabella	10/31/19 vs. SF
Passing Yards	484	Kurt Warner	11/25/07 vs. SF
Passing TDs	3 (8x) last	John Skelton	12/11/11 vs. SF
Passer Rating	130.7	Kyler Murray	10/31/19 vs. SF
Completion Pct.	84.6	Colt McCoy	11/7/21 @ SF
Longest TD Pass	88t	Kyler Murray	10/31/19 vs. SF
Sacks	3.0	Markus Golden	11/7/21 @ SF
Interceptions	2 (2x) last	Tyrann Mathieu	9/27/15 vs. SF
Long INT Return	50t	Tyrann Mathieu	9/27/15 vs. SF
Field Goals	6	Neil Rackers	10/2/05 @ SF*
Long Field Goal	56	Zane Gonzalez	9/13/20 @ SF

*Game held in Mexico City

BY THE NUMBERS

4

Wins for the Cardinals in their last six appearances on Monday Night Football. Arizona has as many wins in their last six MNF appearances (4) as it had in their previous 20 (4).

31-14

Final score in the Cardinals 2005 victory over the 49ers on Sunday Night Football in Mexico City.

11

Wins for the Cardinals in their last 14 games against the 49ers. Arizona won both games against San Francisco last season.

8

Total TDs (6 passing; 2 rushing) for QB Kyle Murray in five career games vs. the 49ers. Murray is 2-1 in his last three starts against San Francisco.

84.6

Completion percentage for QB Colt McCoy (22-of-26) when he led the Cardinals to a 31-17 victory at San Francisco last season. His 84.6 completion percentage remains the second-highest single-game total in franchise history.

23-2

Arizona's record when leading at halftime under head coach Kliff Kingsbury.

132

Total games missed due to injury for 29 different Cardinals players so far this season.

76

Different players who have appeared in at least one game for Arizona in 2022. That total leads the NFL.

11-3

Cardinals record on the road dating back to last season. Arizona's .786 winning percentage on the road the last two seasons (2022) is the best in the NFL.

15-7

Cardinals record on the road over the last three seasons (2020-22). In that span, only Kansas City (.800) has a higher road winning percentage than Arizona (.682).

12

Road wins that have come by 10+ points for the Cardinals over the last three seasons (2020-22). No other team in the NFL has more than nine such wins during that span.

17

Career games in which DL J.J. Watt has at least five QB hits, including last week at Los Angeles. No other active player has more than five such outings in their career.

62

Points off turnovers for the Cardinals in 2022. Only New England (75) and Philadelphia (67) have more this season.

5

Return TDs for the Cardinals this season (3 INT Return, 2 FR). Arizona's five return TDs lead the NFL. The Cards have four return TDs in their last five games.

3

Games in which WR DeAndre Hopkins has at least 10 receptions this season - out of four total games played. In franchise history, only Larry Fitzgerald (4 in 2017) had more such performances in a single season.

140

Consecutive games in which Hopkins has at least one reception, the longest active streak in the NFL. In the Super Bowl era, only three players had a longer streak than Hopkins to open their career.

21

Total TDs for RB James Conner in 22 games with the Cardinals. That is tied with RB David Johnson for the most in franchise history in a player's first 22 games with the team.

18

Rushing TDs for Conner in 22 games with the Cardinals. That is tied with Ernie Nevers and Kenyan Drake for the most in franchise history in a player's first 22 games with the team.

64

Tackles for LB Zaven Collins in 10 games this season. He had 25 tackles in 17 games as a rookie in 2021.

69

Career TD receptions for WR A.J. Green, who had his first TD catch of the season last week against the Rams. Among active players only Davante Adams (81), Mike Evans (78) and DeAndre Hopkins (70) have more TD receptions.

94

Receiving yards for WR Rondale Moore last week vs. the Rams. Of Moore's three career outings with 90+ receiving yards, two have come in his last three games played.

WHAT TO LOOK FOR IN WEEK 11

WITH A WIN...

- The Cardinals would improve to 2-0 in regular season games held in Mexico, with both wins coming against the 49ers. The Cards would become the first team with multiple regular season wins in Mexico.
- Arizona would improve to 12-3 in its last 15 games against San Francisco, and would have three consecutive wins over the 49ers dating back to last season.
- The Cardinals would improve to 4-3 vs. the 49ers under head coach Kliff Kingsbury.

MILESTONES WITHIN REACH

WR DeAndre Hopkins

- With 1 reception, Hopkins would have at least one catch in 141 consecutive games. That would extend the longest active streak in the NFL.
- With 10 receptions, Hopkins would have 10+ catches in four of five games played this season. He would join Larry Fitzgerald (4 in 2017) as the only players in franchise history with at least four games of 10+ receptions in a season.
- With 23 receiving yards, Hopkins would have 11,000 receiving yards for his career. At 30 years, 168 days old he would become the fourth-youngest player in NFL history to reach the milestone behind only Calvin Johnson, Larry Fitzgerald and Antonio Brown. He would also join Julio Jones and DeSean Jackson as the only active players with 11,000+ receiving yards in their career.

QB Kyle Murray

- With 3+ passing TDs, Murray would have 3+ passing TDs in a game for the 13th time in his career. Only Neil Lomax (15 times in 108 games) and Charley Johnson (14 times in 87 games) would have more such performances.
- With 41 rushing yards, Murray would join Josh Allen, Lamar Jackson, Russell Wilson and Cam Newton as the only QBs in NFL history with 400+ rushing yards in each of their first four seasons.

DE J.J. Watt

- With 1.0 sack, Watt would have 6.5 sacks in 2022. He would have more sacks in 10 games played this season (6.5) than he had in the previous two seasons (2020-21) combined (6.0 in 23 games played).
- With a sack, Watt would have his first career sack vs. the 49ers. That would leave the Bears, Texans and Patriots as the only teams he does not have a sack against during the regular season. He will face the Patriots in Week 14 on MNF.
- With a sack, 49ers QB Jimmy Garoppolo would become the 46th different QB Watt has sacked in his career.

DL Zach Allen

- With 1.0 sack, Allen would have 4.5 sacks in 2022. That would be a new career high (current mark is 4.0 in 2021).

WEEK 11 AROUND THE NFL

Teams on Bye: Jaguars, Dolphins, Seahawks, Buccaneers

Thursday, November 17

Tennessee Titans at Green Bay Packers - 6:15 PM (Prime Video)

Sunday, November 20

Chicago Bears at Atlanta Falcons - 11:00 AM (FOX)
 Carolina Panthers at Baltimore Ravens - 11:00 AM (FOX)
 Cleveland Browns at Buffalo Bills - 11:00 AM (CBS)
 Washington Commanders at Houston Texans - 11:00 AM (FOX)
 Philadelphia Eagles at Indianapolis Colts - 11:00 AM (CBS)
 New York Jets at New England Patriots - 11:00 AM (CBS)
 Los Angeles Rams at New Orleans Saints - 11:00 AM (FOX)
 Detroit Lions at New York Giants - 11:00 AM (FOX)
 Las Vegas Raiders at Denver Broncos - 2:05 PM (FOX)
 Dallas Cowboys at Minnesota Vikings - 2:25 PM (CBS)
 Cincinnati Bengals at Pittsburgh Steelers - 2:25 PM (CBS)
 Kansas City Chiefs at Los Angeles Chargers - 6:20 PM (NBC)

Monday, November 21

San Francisco 49ers at Arizona Cardinals - 6:15 PM (ESPN)

KEEPING UP WITH THE CARDINALS

The Cardinals 2022 media guide can be found at the team's media site on NFL Online Media Guide (www.NFLOMG.com).

The all-encompassing media resource is updated continuously and will include the following:

- Traditional media guide information
- Player bios that feature career and seasons stats updated in real-time.
- Official league statistics from NFL GSIS
- Tweet-ready charts and stat grids that update in real time
- Customizable in-game reports
- Final game books and statistics
- Records and milestones tracked live
- Postgame quotes



GOING BEHIND THE SCENES ON HARD KNOCKS

"Hard Knocks In Season: The Arizona Cardinals" made its debut last Wednesday (11/9) on HBO and HBO Max.

The first episode gave fans a behind the scenes look at what has transpired so far this season, zooming in on the leadership of All-Pro S Budda Baker - both on and off the field - and WR DeAndre Hopkins' return to the field.

This Wednesday evening (11/16), fans can peek behind the curtain as the Cardinals traveled to Los Angeles and defeated the division-rival Rams at SoFi Stadium last Sunday.

The Emmy-winning weekly series delivers its signature all-access coverage to document - in real time - the Cardinals as they navigate the challenges of an NFL season.

HOW TO WATCH: Episodes will air each Wednesday at 8:00 PM (MST) on HBO and HBO Max through the end of the Cardinals' season. The only exception will be on December 7th, following the team's Week 13 bye.



PLAYING WITHOUT A FULL DECK OF CARDS

The Cardinals have spent the entire 2022 season missing key pieces on both offense and defense.

Just 10 weeks into the season, Arizona has already had an NFL-high 76 different players see action. That is six more than any other team in the league.

2022 NFL Leaders
Most Players to Appear in a Game

Rnk	Team	Players
1	Arizona	76
2	Tennessee	70
3	L.A. Rams	69
4t	Baltimore	68
4t	Detroit	68



Arizona currently has 12 players on injured reserve - including Week 1 starters WR Marquise Brown, RG Will Hernandez, C Rodney Hudson, LG Justin Pugh, DL Rashard Lawrence and LB Nick Vigil.

Last week at Los Angeles, QB Kyler Murray, RT Will Hernandez and CB Byron Murphy, Jr. all missed their first game of the season. The Cardinals have now had 29 different players miss a combined 132 games due to injury so far this season. Those totals don't include the six games missed by WR DeAndre Hopkins earlier this season.

Players Missing Games Due to Injury in 2022

Player	Gms
S Tae Daley (IR)	10
OL Marquis Hayes (IR)	10
OL Josh Miles (IR)	10
WR Antoine Wesley (IR)	10
S Charles Washington	9
OL Cody Ford	6
OL Rodney Hudson (IR)	6
LB Nick Vigil (IR)	6
DL Rashard Lawrence (IR)	5
QB Colt McCoy	5
CB Trayvon Mullen, Jr.	5
OL Justin Pugh (IR)	5
RB Jonathan Ward (IR)	5
WR Marquise Brown (IR)	4
OL Max Garcia	4
CB Antonio Hamilton	4
K Matt Prater	4
RB Darrel Williams (IR)	4
RB James Conner	3
LB Dennis Gardeck	3
WR Rondale Moore	3
OL D.J. Humphries	2
CB Christian Matthews	2
LB Ezekiel Turner	2
WR A.J. Green	1
OL Will Hernandez (IR)	1
CB Byron Murphy, Jr.	1
QB Kyler Murray	1

• Only the Broncos, Giants and Titans (each with 13) have more players on IR than the Cardinals (12).

• If TE Zach Ertz misses time to the knee injury suffered last week at Los Angeles, that would leave OL Kelvin Beachum as the only offensive player to start every game for the Cardinals this season.

• QB Colt McCoy and S Charles Washington saw their first action of the season and joined four other players who made their Cardinals debut on Sunday: OL Rashaad Coward, OL Wyatt Davis, DT Trysten Hill and K Tristan Vizcaino.

CARDS TAKE ON NINERS ON MONDAY NIGHT

The Cardinals make their second primetime appearance of the regular season when they take on the San Francisco 49ers on Monday Night Football in Week 11.

This week's game marks the first of two Monday Night Football appearances for the Cardinals in a span of four weeks. Arizona will host New England on MNF in Week 14.

The 2022 season marks just the fourth time in franchise history - and first time since 1985 - the Cardinals will play multiple games on Monday Night Football (1985, 1977 and 1971).



This week's game vs. San Francisco in Mexico City will be Arizona's 29th appearance on Monday Night Football dating back to 1970 and its 16th appearance dating back to 1988. This week's game marks the 13th time in 17 seasons the Cards have played on MNF.

Arizona is 4-2 in its last six appearances on Monday Night. The Cardinals have as many wins in their last six Monday Night appearances (4) as they had in their previous 20 (4).

Arizona has four primetime games this season, the first of which came in Week 7 when the Cardinals defeated the New Orleans Saints 42-34 on Thursday Night Football. Arizona's four scheduled primetime games are tied for the most in franchise history (2016).

Arizona's Remaining Primetime in 2022

Week	Opponent	Game (Broadcast)	Time/Result
11	San Francisco	Monday Night Football (ESPN)	6:15 PM
14	New England	Monday Night Football (ESPN)	6:15 PM
16	Tampa Bay	Sunday Night Football (NBC)	6:20 PM

OFFENSE TAKING BRUNT OF THE HIT

Arizona has been hit particularly hard with injuries on the offensive side of the ball. In its Week 10 matchup at Los Angeles last week, Arizona was without starters QB Kyler Murray, LT D.J. Humphries, LG Justin Pugh, C Rodney Hudson, RG Will Hernandez and WR Marquise Brown, while also losing TE Zach Ertz due to injury in the first quarter.

So far this season, Arizona's offense has seen:

- 34 different players see action - 2nd-most behind Rams (40)
- 10 different starting lineups - tied for most in the NFL
- 5 WRs (Hopkins, Brown, Wesley, Moore, Green) miss a combined 24 games
- 9 different starters miss a combined 29 games

HERNANDEZ OUT MEANS MORE SHUFFLING ON THE O-LINE

With starting RG Will Hernandez missing his first game of the season and starting LT D.J. Humphries missing his second, the Cardinals starting O-Line last Sunday in Los Angeles consisted of LT Josh Jones, LG Rashaad Coward, C Billy Price, RG Lecitus Smith and RT Kelvin Beachum. That lineup gave the Cardinals their:

- 7th different starting O-Line combination this season
- 5th different starting O-Line combination in the last 6 games
- 4th different starting O-Line combination in the last 4 games

Last Sunday in Los Angeles:

Lecitus Smith (rookie) made his first career start

Josh Jones made just his second start at LT

Rashaad Coward made his 4th career start at LG (1st game played with AZ)

With Lecitus Smith and Rashaad Coward starting their first games on Sunday in Los Angeles, Arizona has now had 12 different players start a game on the O-Line this season, tied with the Rams for the most in the NFL.

LAST PRIMETIME GAME WAS HIGH-SCORING AFFAIR

Playing on Thursday Night Football in Week 7 the Cardinals defeated the New Orleans Saints 42-34 at State Farm Stadium.

The combined 76 points made the Cardinals victory over the Saints the highest-scoring Thursday Night game in over five years (since 9/21/17 when the Rams defeated the 49ers 41-39).



The 42 points scored vs. the Saints on Thursday Night Football were the most ever by the Cardinals in a primetime game. The 42-point outing represents the fourth-best total for the Cardinals in a game at State Farm Stadium (2006-22).

Cards Highest Point Totals at State Farm Stadium (2006-22)

Rnk	Pts	Opponent
1	48	12/30/07 vs. St. Louis
2	47	9/27/15 vs. San Francisco
3	43	12/12/10 vs. Denver
4	42	10/20/22 vs. New Orleans
5t	41	12/18/16 vs. New Orleans
5t	41	10/5/08 vs. Buffalo

ARIZONA SCORING BIG ON TAKEAWAYS IN 2022

Arizona's defense came up with two takeaways in last Sunday's win over the Rams (INT, FR). The Cardinals offense turned those extra opportunities into 10 points. Arizona has now scored 62 points off turnovers this season, which ranks third in the NFL behind only New England (75) and Philadelphia (67).

2022 NFL Leaders - Points Off Takeaways

Rnk	Team	Pts
1	New England	75
2	Philadelphia	67
3	Arizona	62
4	Minnesota	53
5	Baltimore	49

Last week's win over the Rams marked the third time in the last seven games Arizona scored at least 10 points off of takeaways. The Cardinals have at least three points off takeaways in eight of 10 games played in 2022.

Arizona leads the NFL with five return TDs in 2022. Four of those return TDs have come in the last five games.

2022 NFL Leaders - Return TDs

Rnk	Team	TDs
1	Arizona	5
2t	Carolina	3
2t	Atlanta	3
2t	New England	3
5t	Dallas	2
5t	Las Vegas	2
5t	New England	2
5t	San Francisco	2
5t	Seattle	2

Arizona's five total return TDs in 2022 are the most for the team in a single season since 2015 (7).

Cardinals Return TDs in 2022

Player	Touchdown	Opponent
LB Zaven Collins	30-yard INT Return	11/6 vs. Seattle
LB Isaiah Simmons	58-yard INT Return	10/20 vs. New Orleans
CB Marco Wilson	38-yard INT Return	10/20 vs. New Orleans
S Chris Banjo	Fumble Recovery in End Zone	10/16 @ Seattle
CB Byron Murphy, Jr.	59-yard Fumble Return (OT)	9/18 @ Las Vegas



CARDS ADD TO ROAD WIN TOTALS

The Cardinals defeated the Los Angeles Rams 27-17 at SoFi Stadium last week. Arizona is now 2-1 at SoFi Stadium during the regular season, earning wins in each of the last two years.

With the victory over the Rams, the Cardinals improved to 3-2 on the road in 2022. Arizona now has an NFL-best 11-3 record on the road in the regular season dating back to 2021.

NFL Leaders

Road Winning Percentage (2021-22)

Rnk	Team	Win%	W	L
1	Arizona	.786	11	3
2	Philadelphia	.769	10	3
3t	Dallas	.692	9	4
3t	New England	.692	9	4
5t	Kansas City	.667	8	4
5t	L.A. Rams	.667	8	4



The Cardinals also improved to 15-7 on the road over the last three seasons (2020-22). In that span, only Kansas City (.800) has a higher road winning percentage than Arizona (.682).

NFL Leaders - Road Winning Percentage (2020-22)

Rnk	Team	Win%	W	L
1	Kansas City	.800	16	4
2	Arizona	.682	15	7
3t	Buffalo	.667	14	7
3t	Tampa Bay	.667	14	7
3t	Tennessee	.667	14	7

Of the Cardinals 15 road wins over the last three seasons (2020-22), an NFL-high 12 have come by 10+ points. The next closest team has nine.

NFL Leaders - Road Wins of 10+ Points (2020-22)

Rnk	Team	Wins
1	Arizona	12
2	Buffalo	9
3	Tampa Bay	8
4t	Kansas City	8
4t	Baltimore	8

ANOTHER GAME WITHOUT A TURNOVER

Arizona has been one of the NFL's best at protecting the football under head coach Kliff Kingsbury. Last week's win over the Rams was the fourth game this season in which the Cardinals went without a turnover.

Arizona has committed just 63 turnovers in 59 games under Kingsbury. Dating back to 2019, only the Packers (52) and Saints (62) have fewer.

In that same span, the Cardinals have lost an NFL-low 21 fumbles.

NFL Leaders (2019-22)

Fewest Total Turnovers

Rnk	Team	TO
1	Green Bay	52
2	New Orleans	62
3	Arizona	63
4t	Seattle	64
4t	Tennessee	64

NFL Leaders (2019-22)

Fewest Fumbles Lost

Rnk	Team	FL
1	Arizona	21
2	New Orleans	23
3	Baltimore	25
4	N.Y. Jets	26
5t	5 teams tied	28

Entering Week 11, Arizona ranks fifth in the NFL with a +5 turnover differential in 2022.

2022 NFL Leaders - Turnover Differential


Rnk	Team	Diff	TA	TO
1	Philadelphia	+13	20	7
2	Minnesota	+8	18	10
3	Baltimore	+7	16	9
4	Dallas	+6	15	9
5	Arizona	+5	14	9

The win over the Saints in Week 7 marked the eighth time the Cardinals have posted a +3 turnover margin or better under head coach Kliff Kingsbury. Arizona is 8-0 in those contests.

2021 WAS A RECORD-BREAKING YEAR

Arizona's 15 turnovers and four fumbles lost in 2021 both represent the lowest single-season totals in franchise history.

The Cardinals went without a turnover in seven games last season, tied for the most in a single season in franchise history. Only twice in franchise history has that happened, and both seasons have come under Kingsbury.



BUDDA DEFIES THE ODDS IN L.A.

After suffering a high-ankle sprain in Week 9 vs. Seattle, it appeared there was very little chance S Budda Baker would play in last week's game against the Rams.

Not only did Baker play, but he started, appeared in 80 percent of the team's defensive snaps and recorded his first INT of the season in the fourth quarter - returning it 53 yards to set up a FG that gave Arizona a three-score lead.

"Budda was a huge part of the defensive energy," head coach Kliff Kingsbury said after the game. "Beginning of the week, everybody told me there was no chance he can play, it was going to be three weeks, and then he just kept working, kept working and I know he was still hurting out there and went out there and played and that really inspired the entire team."



CARDS DEFENSE SLOWS KUPP YET AGAIN

Playing without top CB Byron Murphy, Jr. the Cardinals defense held Rams All-Pro WR Cooper Kupp to three receptions for minus-1 yards on five targets last Sunday. Kupp played late into the contest before leaving with an ankle injury in the fourth quarter.

It was another stellar performance against the 2021 receiving triple-crown winner and Super Bowl LVI MVP. In two games vs. Arizona this season, Kupp was held to 7 receptions for 43 yards and no TDs in 11 targets. In Week 3 earlier this season, the Cardinals held Kupp to just 4 receptions for 44 yards, snapping his NFL-record streak of 15 consecutive games with 90+ receiving yards. His minus-1 receiving yards on Sunday were a career low and his 3 receptions marked his lowest output in the last two seasons (2021-22).

In 30 games played (regular season and postseason) over the last two years (2021-22), there have been just four games in which Kupp has been held to 5 receptions or fewer and all four have come vs. Arizona.



WATT CLIMBING ALL-TIME SACKS LIST

DL J.J. Watt *had two tackles, a sack, a tackle for loss, a season-high five QB hits and a fumble recovery in the Cardinals win over the Rams last week.*

The sack gives Watt 107.5 for his career.

Only four active players have more.

Active NFL Leaders – Career Sacks

Rnk	Player (1 st Year)	Sacks
1	Von Miller (2011)	123.5
2	Cameron Jordan (2011)	112.5
3	Justin Houston (2011)	110.5
4	Chandler Jones (2012)	108.0
5	J.J. Watt (2011)	107.5

Watt is now tied for 28th place on the NFL's all-time sacks list.

NFL History – Career Sacks (All-Time)

Rnk	Player	Sacks	Years
1	Bruce Smith+	200.0	1985-2003
2	Reggie White+	198.0	1985-2000
3	Kevin Greene+	160.0	1985-1999
4	Julius Peppers	159.5	2002-2018
5	Chris Doleman+	150.5	1985-1999
6	Michael Strahan+	141.5	1993-2007
7	Jason Taylor+	139.5	1997-2011
8	Terrell Suggs	139.0	2003-2019
9	DeMarcus Ware	138.5	2005-2016
10t	John Randle+	137.5	1990-2003
10t	Richard Dent+	137.5	1983-1997
12	Jared Allen	136.0	2004-2015
13	John Abraham	133.5	2000-2014
14t	Leslie O'Neal	132.5	1986-1999
14t	Lawrence Taylor+	132.5	1981-1993
16	Rickey Jackson+	128.0	1981-1995
17	Derrick Thomas+	126.5	1989-1999
18	Dwight Freeney	125.5	2002-2017
19	Von Miller#	123.5	2011-
20	Robert Mathis	123.0	2003-2016
21	Simeon Rice	122.0	1996-2007
22	Clyde Simmons	121.5	1986-2000
23	Sean Jones	113.0	1984-1996
24	Cameron Jordan#	112.5	2011-
25	Justin Houston#	110.5	2011-
26	Greg Townsend	109.5	1983-1997
27	Chandler Jones#	108.0	2012-
28t	J.J. Watt#	107.5	2011-
28t	Pat Swilling	107.5	1986-1998
30	Trace Armstrong	106.0	1989-2003
+Hall of Fame Inductee		#Active Player	

After missing the season-opener, Watt returned for Week 2 and *in nine games played this season has 18 tackles, a team-high 5.5 sacks, 13 QB hits, 7 tackles for loss, 3 passes defended and a fumble recovery.*



HOPKINS EXCELS IN FIRST FOUR GAMES

In his first four games played this season, WR DeAndre Hopkins has 36 receptions for 396 yards and two TDs.


Hopkins caught a game-high 10 passes for 98 yards in the win over the Rams last week. It was the third time in four games played this season that he finished with 10+ receptions.

In franchise history, only Larry Fitzgerald (4 in 2017) had more games with 10+ receptions in an entire season than Hopkins has in his four games played in 2022 (3).

Franchise History

Games w/ 10+ Receptions (Season)

Rnk	Player (Year)	Gms
1	Larry Fitzgerald (2017)	4
2t	DeAndre Hopkins (2022)	3
2t	DeAndre Hopkins (2020)	3
2t	Larry Fitzgerald (2016)	3
2t	Anquan Boldin (2008)	3
2t	Anquan Boldin (2005)	3
2t	Frank Sanders (1998)	3
2t	Larry Centers (1996)	3
2t	J.T. Smith (1987)	3



Only Tyreek Hill (4) has more games with 10+ receptions this season than Hopkins (3).

2022 NFL Leaders – Games w/ 10+ Receptions

Rnk	Player (Team)	10+	Games Played
1	Tyreek Hill (Mia)	4	10
2t	DeAndre Hopkins (AZ)	3	4
2t	Cooper Kupp (LAR)	3	9
2t	Justin Jefferson (Min)	3	9
2t	Stefon Diggs (Buf)	3	9

In his first two games this season, Hopkins joined Anquan Boldin (2005) as the only players in franchise history to have 10+ receptions and 100+ receiving yards in back-to-back games.

Hopkins had his biggest game in Week 8 at Minnesota, hauling in 12 receptions for 159 yards and a TD. It was his third career game with 12+ receptions, two of which have come with the Cardinals.

Hopkins Single-Game Highs - Receptions

Rec	Opponent (Team)
14	9/13/20 @ SF (AZ)
12	10/30/22 @ Min (AZ)
12	12/30/18 vs. Jax (Hou)
11	10/27/19 vs. Oak (Hou)
11	12/10/17 vs. SF (Hou)
11	10/8/15 vs. Ind (Hou)

His 159 receiving yards marked the seventh-best single-game total of his career.

Hopkins Single-Game Highs - Receiving Yards

Yards	Opponent (Team)
238	11/30/14 vs. Ten (Hou)
224	10/29/17 @ Sea (Hou)
170	12/15/18 @ NYJ (Hou)
169	12/20/20 vs. Phi (AZ)
169	9/30/18 @ Ind (Hou)
169	10/8/15 vs. Ind (Hou)
159	10/30/22 @ Min (AZ)

MCCOY GETS WIN #3 WITH CARDS

QB Colt McCoy - making his fourth start as a member of the Cardinals - completed 26-of-37 pass attempts (70.3%) for 238 yards, a TD and a passer rating of 96.5 in leading Arizona past the Rams last week.

With the win, he improved to 3-1 as a starter with Arizona: 2-1 in 2021; 1-0 in 2022. In his three wins with the Cardinals, McCoy has completed 83-of-107 pass attempts (77.6%) for 815 yards, 4 TDs, 0 INTs and a 110.9 passer rating.

McCoy's three victories have all come on the road against division opponents (@ Seattle and @ San Francisco in 2021; @ Los Angeles in 2022).

McCoy's Wins as Starting QB (2021-22)

Opponent	Cmp	Att	Pct	Yds	TD	INT	Rating
11/13/22 @ LAR	26	37	70.3	238	1	0	96.5
11/21/21 @ Sea	35	44	79.5	328	2	0	112.9
11/7/21 @ SF	22	26	84.6	249	1	0	119.4

McCoy now has more wins in four games as a starter with the Cardinals (3) than he had in his previous nine seasons (2012-20) combined (2) with the Browns, 49ers, Commanders and Giants.



WATT HITS THE QUARTERBACK - OFTEN

Last week in Los Angeles, Watt recorded five QB hits, his highest single-game total since 10/20/19 at Indianapolis (6). *It was Watt's 17th career game with at least five QB hits. No other active player in the NFL has more than five such performances.*

Active NFL Leaders – Games w/ 5+ QB Hits (Game)

Rnk	Player (1 st Year)	Gms
1	J.J. Watt (2011)	17
2t	Aaron Donald (2014)	5
2t	T.J. Watt (2017)	5
2t	Carl Lawson (2017)	5
2t	Leonard Williams (2015)	5



THE ROOKIE GETS A GAME BALL

Rookie LB Myjai Sanders had a standout performance in the Cardinals victory over the Rams last Sunday, *finishing with a career-high five tackles, his second career sack, his first career forced fumble, a tackle for loss and his first career pass defended.*

The performance earned him his first career game ball.

Sanders helped set up the Cardinals second TD of the game when he sacked Rams QB John Wolford, forcing a fumble that was recovered by DL J.J. Watt. Five plays later Arizona scored a TD to take a 17-3 lead just before halftime.



SAFETY DUO IN THE TOP 10

Arizona's safety tandem of **Budda Baker** and **Jalen Thompson** has been highly productive - yet again - for the Cardinals this season.

Baker - who leads all NFL DBs in tackles over the last four seasons (2019-22) - and Thompson - who ranked second among NFL safeties in tackles in 2021 - **have combined for 135 total tackles, 10 passes defended, 3 QB hits, 2 INTs, a forced fumble and a fumble recovery so far this season.**

Baker (75) ranks 3rd among NFL DBs in tackles this season while Thompson (60) is tied for 10th.

2022 NFL Leaders - Total Tackles (DBs)

Rnk	Player (Team)	Tkl
1	Derwin James, Jr. (LAC)	85
2	Jonathan Owens (Hou)	80
3	Budda Baker (AZ)	75
4	Eddie Jackson (Chi)	70
5	Richie Grant (Atl)	69
6	Donovan Wilson (Dal)	65
7	L'Jarius Sneed (KC)	64
8	Jalen Pitre (Hou)	63
9	Jaquan Brisker (Chi)	62
10t	Jalen Thompson (AZ)	60
10t	Kevin Byard (Ten)	60



BAKER REACHES DOUBLE DIGIT TACKLES FOR 21ST TIME

In Week 9 vs. Seattle, Baker finished with a game-high 11 tackles. It was his third game with double-digit tackles this season, his second in a row and the 21st of his career. Dating back to his rookie season in 2017, Baker's 21 games with 10+ tackles leads all NFL DBs.

NFL Leaders - Games w/ 10+ Tackles by DB (2017-22)

Rnk	Player (Team)	Gms
1	S Budda Baker (AZ)	21
2	S Jordan Poyer (Buf)	17
3	S Jamal Adams (Sea)	11
4t	S Jessie Bates III (Cin)	10
4t	S Johnathan Abram (LV)	10
4t	S Tracy Walker (Det)	10
4t	S Landon Collins (NYG)	10

ALLEN CONTINUES HIS RAPID ASCENT

Following a promising 2021 campaign, fourth-year DL **Zach Allen** is having a breakout season for the Cardinals in 2022.

Through 10 games, Allen has totaled 40 tackles, 3.5 sacks, has established career highs with six passes defended and 8 tackles for loss, while adding 14 QB hits. Allen's six passes defended are tied for the most among D-Linemen this season while his 40 tackles rank 10th.

2022 NFL LEADERS - DEFENSIVE LINE (According to Stats, Inc.)

Total Tackles		Passes Defended	
Rnk	Player (Team)	Rnk	Player (Team)
1	Maxx Crosby (LV)	1t	Zach Allen (AZ)
2	Grover Stewart (Ind)	1t	Derrick Brown (Car)
3	Christian Wilkins (Mia)	3t	Tahir Tart (Ten)
4	Derrick Brown (Car)	3t	George Karlaftis (KC)
5	Brian Burns (Car)	5t	Justin Jones (Chi)
6	DeForest Buckner (Ind)	5t	Jeffery Simmons (Ten)
7t	Cameron Jordan (NO)	5t	A.J. Epenesa (Buf)
7t	Aaron Donald (LAR)	5t	D.J. Jones (Den)
7t	DeMarcus Lawrence (Dal)		
10	Zach Allen (AZ)		

Allen finished last week's game against the Rams with four tackles, a sack, a tackle for loss and two QB hits. His fourth quarter sack of Rams QB John Wolford gave him 3.5 sacks in 2022, leaving Allen just a half-sack shy of tying his career high for a single season (4.0 in 2021).

ALLEN ALL ALONE - THE FACTS

Allen is the only player in the NFL this season with 3.0+ sacks and 6+ passes defended.

Last week's game was the 42nd of Allen's career. A look at his first 21 career games vs. his last 21:

Allen Comparison

Statistic	1st 21	Last 21
First 21 Career Games vs. Last 21 Games		
Sacks	2.0	7.5
QB Hits	10	25
Passes Defended	3	10
Tackles for Loss	6	12
Fumble Recoveries	1	2



- Thru 10 games in 2022, has already set career highs for passes defended (6), QB Hits (14) and tackles for loss (8)
- Of his 36 career QB hits, 22 have come in his last 15 games played
- Has 7 passes defended in last 12 games, compared to 6 in his first 30 games
- Prior to Allen in Week 4, the last Cardinals D-Lineman to have 3+ passes defended in a game was Andre Wadsworth (3) on 9/19/99 vs. Miami.

YOUNG GUYS THRIVING IN THE MIDDLE

In the middle of the Cardinals defense is a pair of young linebackers that the team selected in the first round in consecutive drafts: 23-year old second-year LB **Zaven Collins** and 24-year old third-year LB **Isaiah Simmons**.

Collins was taken 16th overall in the 2021 NFL Draft out of Tulsa and Simmons was taken 8th overall in 2020 out of Clemson. The duo have been standouts on the Cardinals defense in 2022.

Through 10 games this season, the duo has combined for:

- 113 Tackles**
- 4.0 Sacks**
- 2 INTs**
- 2 INT Return TDs**
- 8 Tackles for Loss**
- 8 Passes Defended**
- 6 QB hits**
- 3 Forced Fumbles**
- 1 Fumble Recovery**



Simmons and Collins make up the only LB duo in the NFL each with 45+ tackles, 2.0+ sacks and an INT this season. They are also the only LB pair with INT return TDs in 2022.

COLLINS BLOSSOMS IN YEAR TWO

Through 10 games, LB Zaven Collins ranks second on the team with 64 tackles (42 solo), while adding 2.0 sacks, an INT (returned for a TD), six tackles for loss, four QB hits, a forced fumble and four passes defended.

A look at what he has accomplished in 10 games this season vs. his stats in 17 games as a rookie:

Statistic	2022	2021
Games	10	17
Starts	10	6
Total Tackles	64	25
Solo Tackles	42	13
Sacks	2.0	0.0
INTs	1	0
Tackles for Loss	6	1
Forced Fumbles	1	0
Passes Defended	4	4



Collins is one of just four LBs in the NFL this season with 60+ tackles, 2.0+ sacks and 4+ passes defended.

NFL LBs w/ 60+ Tackles, 2.0+ Sacks, 3+ PD (2022)

Player (Team)	Tkl	Sack	PD
T.J. Edwards (Phi)	86	2.0	5
Jordan Hicks (Min)	76	2.0	7
Devin White (TB)	76	5.0	4
Zaven Collins (AZ)	64	2.0	4

In the last five games, Collins has recorded 32 tackles, 2.0 sacks, an INT (returned for a TD), four tackles for loss, four QB hits and four pass defended. In Week 9 vs. Seattle, Collins had his first career INT and first career TD with his 30-yard INT return for a score in the third quarter.

SIMMONS CONTINUES TO MAKE PLAYS

In the last six games, LB Isaiah Simmons has 40 tackles, an INT (returned for a TD), 2.0 sacks, a forced fumble, a fumble recovery and five passes defended.

In Week 8 at Minnesota, he recorded his first sack of the season, forcing a fumble and recovering the loose ball all on the same play. It was his second consecutive game with a takeaway. In Week 7 vs. New Orleans, he had his third career INT when he jumped in front of an Andy Dalton pass and returned the INT 56 yards for his first career TD.

In Week 9 vs. Seattle, Simmons recorded his second sack of the season, while adding eight tackles, a tackle for loss and a QB hit.

Last week in Los Angeles, Simmons had seven tackles and also deflected a pass that resulted in an INT by S Budda Baker in the fourth quarter.



In 2021, Simmons totaled 103 tackles, 7 passes defended, an INT, 4 forced fumbles, 4 tackles for loss, 4 QB hits and 1.5 sacks. **He joined Colts All-Pro LB Darius Leonard as the only players in the NFL last season with 100+ tackles, 4+ forced fumbles and 7+ passes defended.**


ACTIVE TD RECEPTION LEADERS IN ARIZONA

A week after WR **DeAndre Hopkins** hauled in his 70th career TD reception (Week 9 vs. Seattle), WR **A.J. Green** had a highlight reel TD catch in the back corner of the endzone in the second quarter last week in Los Angeles. It was the 69th TD reception of his career.

Both Hopkins and Green rank in the top-5 for career TD receptions by active players.

Active NFL Leaders – Receiving Touchdowns

Rnk	Player (Team)	TD
1	Davante Adams (LV)	81
2	Mike Evans (TB)	78
3	DeAndre Hopkins (AZ)	70
4	A.J. Green (AZ)	69
5	Travis Kelce (KC)	65



TWO LONG STREAKS CONTINUE

With both WR **DeAndre Hopkins** and TE **Zach Ertz** catching passes in Los Angeles last week, two of the NFL's longest receptions streaks continue.

Hopkins now has at least one reception in all 140 games played in his career. That is the longest active streak in the NFL. Ertz has a catch in 116 consecutive games, the league's fourth-longest active streak.

NFL Leaders

Consecutive Games w/ Reception (Active)

Rnk	Player (Team)	Gms
1	DeAndre Hopkins (AZ)	140
2	Travis Kelce (KC)	134
3	Jarvis Landry (NO)	126
4	Zach Ertz (AZ)	116
5	Stefon Diggs (Buf)	112



In the Super Bowl era, only three players had a longer streak than Hopkins to open their career.

Consecutive Games w/ Reception to Start Career (Super Bowl Era)

Rnk	Player	Team(s)	Gms	Start	End
1	WR Marvin Harrison	Ind	190	9/1/96	12/28/08
2	WR Keyshawn Johnson	NYJ, TB, Dal, Car	167	9/1/96	12/31/06
3	RB Marshall Faulk	Ind, STL	158	9/4/94	12/19/04
4	WR DeAndre Hopkins	Hou, AZ	140	9/9/13	Active
5	TE Jeremy Shockey	NYG, NO, Car	136	9/5/02	1/1/12

Ertz - whose streak dates back to the final four games of the 2014 season - has at least one catch in 141 of 144 games played in his career.

ARIZONA IS HIGHLY PRODUCTIVE ON THE GROUND

Arizona finished last week's game against the Rams with 78 rushing yards and a pair of **James Conner** rushing TDs.

In 59 games under Kingsbury, Arizona has rushed for 7,434 yards and 72 TDs on 1,631 attempts (4.56 avg.). The Cardinals are one of just seven teams in the NFL with 7,000+ rushing yards and 70+ rushing TDs over the last four seasons (2019-22).

Teams w/ 7,000+ Rushing Yards & 70+ Rushing TDs (2019-22)

Team	Yards	TDs	Att	Avg.
Baltimore	10,359	72	1,942	5.33
Tennessee	8,518	80	1,789	4.76
Cleveland	8,175	72	1,663	4.92
Philadelphia	7,965	74	1,703	4.68
San Francisco	7,473	73	1,687	4.43
Arizona	7,434	72	1,631	4.56
New England	7,255	70	1,697	4.28

The Cardinals have posted 100+ rushing yards in a game 42 times under Kliff Kingsbury (2019-22). In that span, only Baltimore (54), Philadelphia (45), Tennessee (43) have more games with 100+ rushing yards.

NFL Leaders

Games w/ 100+ Rushing Yards (2019-22)

Rnk	Team	Gms
1	Baltimore	54
2	Philadelphia	45
3t	Tennessee	43
3t	Cleveland	43
5t	Arizona	42
5t	Buffalo	42

The win over New Orleans in Week 7 was Arizona's 25th game with 130+ rushing yards under Kingsbury. The team is 19-6 in those contests.



CARDS HARD TO BEAT WHEN THEY HAVE A LEAD

After scoring a pair of TDs in the final four minutes of the second quarter, the Cardinals entered halftime with a 17-3 lead last Sunday in Los Angeles.

By taking down the Rams 27-17, **Arizona improved to 23-2 when leading at halftime under head coach Kliff Kingsbury.**

The Cardinals also improved to 23-3 when leading at the end of the third quarter, with a perfect 13-0 record in such contests over the last two seasons (2021-22).



21 TDS IN 22 GAMES WITH ARIZONA

RB **James Conner** - in his second game back from an injury that forced him to miss three contests - finished with 86 total yards (69 rushing, 17 receiving) and two rushing TDs against the Rams last week. He had rushing TDs of 4 and 9 yards.

Conner now has 21 total TDs (18 rushing; 3 receiving) in 22 regular season games with the Cardinals. That is tied with RB David Johnson for the most in franchise history in a player's first 22 games with the team.

Franchise Record – TDs in 1st 22 Games w/ Team

Rnk	Player (Years)	TDs
1t	RB James Conner (2021-22)	21
1t	RB David Johnson (2015-16)	21
3t	HB Ernie Nevers (1929-30)	18
3t	RB Kenyan Drake (2019-20)	18
5	RB Donny Anderson (1972-73)	16



Conner's 18 rushing TDs are tied with Ernie Nevers and Kenyan Drake for the most in franchise history in a player's first 22 games with the team.

Franchise Record – Rushing TDs in 1st 22 Games w/ Team

Rnk	Player (Years)	TDs
1t	James Conner (2021-22)	18
1t	Ernie Nevers (1929-30)	18
1t	Kenyan Drake (2019-20)	18
4	David Johnson (2015-16)	16
5	Tim Hightower (2008-09)	14

Last week's game was Conner's 13th career outing with multiple TDs, seven of which have come in his last 20 games played. *It was also the 11th time in his career Conner rushed for multiple TDs in a game - and the sixth time he has done so as a member of the Cardinals.*

Despite having played just 22 games with Arizona, only four players in franchise history had more games with multiple rushing TDs than Conner (6).

Franchise Record – Games w/ 2+ Rushing TDs (Career)

Rnk	Player (Years)	Gms	Gms Played
1	David Johnson (2015-19)	8	62
2t	Stump Mitchell (1981-89)	7	116
2t	Johnny Roland (1966-72)	7	96
2t	Ernie Nevers (1929-31)	7	31
5t	James Conner (2021-22)	6	22
5t	Ottis Anderson (1979-86)	6	99
5t	John David Crow (1958-64)	6	69

CONNER SCORES OFTEN AGAINST THE RAMS

Following his performance last week in Los Angeles, Conner now has multiple TDs in three of four regular season games played vs. the Rams, with all of those coming in the last two seasons. **In team history, only Larry Fitzgerald (18 in 32 games) has more career TDs vs. the Rams than Conner (6).**

Franchise History – TDs vs. Rams (Career)

Rnk	Player (Years)	TDs	Gms
1	WR Larry Fitzgerald (2004-20)	18	32
2t	RB James Conner (2021-22)	6	4
2t	WR Anquan Boldin (2003-09)	6	12
2t	RB Marcel Shipp (2001-07)	6	10
5t	HB Elmer Angsman (1946-52)	5	5
5t	HB Charley Trippi (1947-55)	5	6
5t	RB Beanie Wells (2009-12)	5	6

All six of Conner's TDs vs. the Rams have come on the ground. He now has more rushing TDs against the Rams than he has against any other opponent in his career.

Conner's Rushing TDs by Opponent (Regular Season)

Rnk	Opponent	TDs	Gms
1	L.A. Rams	6	4
2	Cleveland	5	7
3t	L.A. Chargers	3	2
3t	Seattle	3	3
3t	San Francisco	3	3

17TH SEASON AT STATE FARM STADIUM - HIGHLIGHTS

The Cardinals are in their 17th season at State Farm Stadium. Below are some highlights from the venue and the 2022 home schedule.

A LOOK AT THE CARDINALS OPPONENTS AT STATE FARM STADIUM IN 2022

- Of the Cardinals eight home games at State Farm Stadium this season, seven come vs. teams that posted a winning record in 2021 and five will happen vs. teams that made the playoffs last season.

- The eight teams posted a combined 44-25 (.638) record on the road last season.

- Arizona is playing host to three primetime games at State Farm Stadium this season. The first came in Week 7 when the Cardinals beat the Saints 42-34 on Thursday Night Football.

vs. Saints on Thursday Night Football (Week 7) - W, 42-34

vs. Patriots on Monday Night Football (Week 14)

vs. Buccaneers on Sunday Night Football (Week 16 on Christmas night)



Cardinals Remaining Home Games at State Farm Stadium (2022)

Week	Opponent	2021 Highlights
12	L.A. Chargers	9-8 record; finished 3 rd in AFC West
14	New England	10-7 record; earned playoff berth
16	Tampa Bay	13-4 record; made Divisional Round of playoffs

A CATALYST FOR THE CARDINALS SUCCESS

State Farm Stadium has been a catalyst for the Cardinals success since it opened in 2006. Below is a look at the Cardinals results in their first 16+ years at State Farm Stadium compared to 18 seasons at Sun Devil Stadium.

Overall Comparison	16+ seasons at State Farm Stadium	18 seasons at Sun Devil Stadium
Sellouts	159 (excluding 2020)	12
Regular Season Home Record	72-59-2	64-80
Home Win %	.552	.444
Postseason Record	5-4	1-1
Postseason Home Record	4-0	0-0
Seasons with Winning Record	6	1
Postseason Berths	5	1
Division Titles	3	0
Conference Championship Games	2	0
Super Bowl Appearances	1	0

IT GETS LOUD IN THERE

The home crowd at State Farm Stadium has given the Cardinals one of the best home-field advantages in the NFL. Dating back to the inaugural year at State Farm Stadium in 2006, Cardinals opponents have accumulated 203 accepted false start penalties in the regular season. That is the most for any home team in the NFL during that span.

NFL Leaders - Opponent False Start Penalties (2006-2022)

Rnk	Home Team	FS	Stadium
1	Cardinals	203	State Farm Stadium
2	Titans	191	Nissan Stadium
3	Seahawks	188	Lumen Field
4	Eagles	176	Lincoln Financial Field
5	Falcons	173	Mercedes Benz Stadium

BETMGM SPORTSBOOK OPENS AT STATE FARM STADIUM

In September, the Cardinals and BetMGM debuted the first sportsbook at an NFL stadium. The BetMGM Sportsbook at State Farm Stadium is a two-story, 17,000-square-foot entertainment destination featuring state-of-the-art sports wagering amenities, concert-hosting facilities, a gourmet grille and bar and a variety of screens to watch games.

"We are proud and thrilled to be the NFL's first team to offer its fans this type of unprecedented amenity and innovative experience," Cardinals owner Michael Bidwill said at the opening. "The BetMGM Sportsbook at State Farm Stadium gives us a chance to engage current and potential fans on a year-round basis in a fun, entertaining and responsible way."



Located on The Great Lawn, the BetMGM Sportsbook at State Farm Stadium operates on both event and non-event days, offering guests a massive 265-square-foot video wall, 38 TVs and indoor-and-outdoor dining options.

Throughout the year, the BetMGM Sportsbook at State Farm Stadium also will serve as an outdoor music and comedy concert amphitheater, hosting events for audiences gathered on The Great Lawn.

SUPER BOWL RETURNS TO AZ

Valley Will Host 4th Super Bowl in February

The final game of the 2022 NFL season will take place in Arizona when State Farm Stadium plays host to Super Bowl LVII on Sunday, February 12, 2023.



It will be the fourth Super Bowl played in the state of Arizona and the third time the nation's most popular sporting event will be played at State Farm Stadium. The Cardinals home venue last staged the mega event when it hosted Super Bowl XLIX following the 2014 season.

Arizona joins South Florida, New Orleans, Los Angeles and Tampa Bay as the only sites selected to host the Super Bowl at least four times.

Past Super Bowls in Arizona

Super Bowl	Site	Date	Result
XLIX (49)	State Farm Stadium	Feb. 1, 2015	Patriots 28, Seahawks 24
XLII (42)	State Farm Stadium	Feb. 3, 2008	Giants 17, Patriots 14
XXX (30)	Sun Devil Stadium	Jan. 28, 1996	Cowboys 27, Steelers 17

ECONOMIC IMPACT: The last time the game was staged in Arizona, it produced a record economic impact for the state. A 2015 study by the Seidman Research Institute, W.P. Carey School of Business at Arizona State University determined that Super Bowl XLIX, the 2015 Pro Bowl and related events produced a gross economic impact of \$719.4 million for the region. That was the largest economic impact of any special event ever held in Arizona. In addition to the games played in Glendale, more than 1 million people visited Verizon Super Bowl Central in downtown Phoenix and more than 500,000 people enjoyed events in downtown Scottsdale.

In a span of just over 26 months in 2015-17, State Farm Stadium hosted a Pro Bowl, Super Bowl, College Football National Championship Game and the NCAA Men's Final Four. It was an unprecedented stretch for a stadium that generated \$1.3 billion in economic impact for the state during that 26-month span.

BEACHUM NAMED NFLPA COMMUNITY MVP

Cardinals RT Kelvin Beachum was selected as the Week 10 NFLPA Community MVP after donating \$5,000 to the United Food Bank so that he and his fellow offensive linemen could host a drive-thru food distribution event that fed 200 families in need at Eisenhower Center for Innovation in Mesa, AZ last Tuesday (11/8).

It is the fifth time that Beachum has been named a NFLPA Community MVP since the NFLPA launched the program in 2014, the most for any player since the award's inception.

In recognition of the work they do in communities across the country, each week during the regular season, the NFLPA #CommunityMVP program honors one player who has made a positive impact in his hometown or team city.



For being named Community MVP, the NFLPA will make a \$10,000 donation to Beachum's foundation or charity of choice.

The Arizona Cardinals/Walter Payton NFL Man of the Year in 2021 and New York Jets/Walter Payton NFL Man of the Year in 2018, Beachum was an NFL Community MVP winner each year between 2016-19.

WILSON WINS PLAYER OF THE WEEK

CB Marco Wilson was named the "NFC Defensive Player of the Week" for his performance in the 42-34 victory over the New Orleans Saints in Week 7.

It was Wilson's first career "Defensive Player of the Week" selection and he became the 35th different player in team history to be named "NFC Defensive Player of the Week."

Wilson recorded his first career INT and first career TD on the same play in the primetime win over New Orleans. With the game tied 14-14 late in the second quarter, Wilson picked off a deflected pass and returned it 38 yards for a TD. That score gave Arizona a 20-14 lead and the Cardinals never trailed again in the game.

Wilson had the only go-ahead defensive TD in the NFL in Week 7.



ELEVATING A FRANCHISE

The 2022 season is the 16th with owner **Michael Bidwill** steering the organization. His leadership during that time has been instrumental in transforming the franchise both on and off the field.

Highlights of Bidwill's tenure:

- Michael continues a tradition of Bidwill ownership of the Cardinals that dates back to his grandfather, Hall of Famer Charles Bidwill, who purchased the team in 1933.
- Of the franchise's seven all-time postseason wins, five have come during Michael's tenure leading the organization. Arizona has played in 10 postseason contests over the last 15 seasons, after having appeared in just seven total playoff games prior.
- Arizona has appeared in the NFC Championship Game twice since 2008 including a victory in the 2008 conference title game that led to the franchise's first-ever Super Bowl appearance (Super Bowl XLIII).
- With an 11-6 record in 2021, the Cardinals reached 11+ wins in a season for the sixth time in franchise history. Three of those six 11-win campaigns came with Michael leading the team: 13 in 2015, 11 in 2014, 11 in 2021.
- Among Bidwill's most substantial accomplishments with the Cardinals is the creation of State Farm Stadium. The world-class venue has proved a critical turning point for the franchise, an economic engine for the state of Arizona, and a crucial resource in the battle against the COVID-19 pandemic.
- At the conclusion of the 2022 season, State Farm Stadium will host Super Bowl LVII – the third Super Bowl held at the venue since it opened in 2006. State Farm Stadium also hosted Super Bowls XLII (following 2007 season) and XLIX (following 2014 season).
- In addition to his role in helping Arizona land three Super Bowls, Michael was also instrumental in getting the 2015 Pro Bowl moved to State Farm Stadium; played a week before Super Bowl XLIX, the two events combined to deliver a record economic impact of \$720 million to the region.
- Since State Farm Stadium opened in 2006, the Cardinals have sold out 159 games at the venue (which is every non-pandemic game played there).
- Beginning with the first episode last week, the Cardinals are making their first-ever appearance on *Hard Knocks*, television's most acclaimed sports reality franchise. Arizona is the second team to be featured on *Hard Knocks In Season*, which is documenting the second half of the Cardinals season in real time.
- In January of 2016, the National Football Foundation (NFF) and College Hall of Fame inducted Bidwill and Governor Doug Ducey into the NFF Leadership Hall of Fame.

Cardinals Under Michael Bidwill (2007-Present)

Statistic	Totals
Overall Record (RS + Post)	130-129-2
Overall Win Pct.	.502
Postseason Record	5-5
Regular Season Home Record	69-54-2
Postseason Home Record	4-0
Overall Home Record (RS + Post)	73-54-2
Seasons with .500 Record or Better	10
Seasons with 10+ Wins	5
Postseason Berths	5
Best Regular Season Record	13-3
Division Titles	3
Conference Championship Games	2
Super Bowl Appearances	1



AN INFLUENTIAL OWNER

Within the National Football League, Bidwill's considerable influence is illustrated by his appointment to a number of notable league committees, including his inclusion on the prestigious Management Council Executive Committee.

In 2021, the league announced that Bidwill would replace Bengals owner Mike Brown on the Management Council Executive Committee that deals with the NFLPA on labor issues.

The full list of league committees that Bidwill serves or has served on while running the Cardinals:

- Management Council Executive Committee
- Compensation Committee
- Legislative Committee
- Stadium Security & Fan Behavior (Chairman)
- Business Ventures Committee
- Conduct Committee (Chairman)
- NFL Foundation
- Diversity, Equity & Inclusion Committee
- Social Justice Working Group
- Health & Safety Advisory Committee



REMEMBERING VIOLET BIDWILL

The 2022 season marks the 75th anniversary of the Cardinals historic 1947 season. It was a year in which **Violet Bidwill** made league history and one that ultimately ended in the team winning an NFL Championship over the Philadelphia Eagles.

The Cardinals suffered a big loss when team owner **Charles W. Bidwill** - having just recently assembled his "Dream Backfield" with the unprecedented signing of All-American running back Charley Trippi - passed away in April. He had run the franchise since purchasing it in 1933 and was credited with pulling the team - and on a larger scale the NFL - through the Great Depression.

THE NFL'S FIRST FEMALE OWNER

With the passing of Charles, his wife, Violet Bidwill - while raising the couple's two teenage sons Stormy (18) and William (16) - took over as team owner. It was a historic moment, as she became the first female owner in NFL history and one of the first females to serve as a primary owner in professional sports.



"She was a wonderful person and was in a tough situation with losing her husband at a young age," Violet's grandson, current Cardinals owner **Michael Bidwill**, said. "She decided she would take over the family businesses."

"Things worked out well," then-team president Ray Benningsen said of the front office under Violet. "I ran the business end of it, (head coach) Jimmy (Conzelman) ran the team on the field and we both appreciated Vi's (Violet) counsel. I'll tell you one thing. She knew her football and she was a shrewd businesswoman."

"She didn't suffer fools, and she was right there in the meetings with the rest of the owners and held her own," said Michael Bidwill.

Violet Bidwill's first year of ownership saw the franchise win the NFL Championship after defeating the Philadelphia Eagles 28-21 in the Championship Game.

KEIM HAS BUILT SOME OF THE BEST

After 14 seasons working within the Cardinals personnel department, **Steve Keim** was elevated to GM on January 8, 2013.

AMONG THE NFL'S BEST IN 2021

In 2021, the Cardinals posted an 11-6 record and secured their first playoff berth since 2015.

In addition to winning 11 games during the regular season, the Cardinals also ranked in the top 10 in both offensive points scored and defensive points allowed per game.

KEIM TRADES FOR THE NFL'S BEST

Among the trades negotiated by Keim during his tenure as GM:

- QB **Carson Palmer** from Oakland in 2013
- LB **Chandler Jones** from New England in 2016
- WR **DeAndre Hopkins** from Houston in 2020
- OL **Rodney Hudson** from Las Vegas in 2021
- TE **Zach Ertz** from Philadelphia in 2021
- WR **Marquise Brown** from Baltimore in 2022

CARDINALS HIGHLIGHTS IN KEIM'S TENURE

- The 2021 season marked the fourth time in his tenure the Cardinals have won 10+ games. That includes the 2015 season when Arizona won a franchise record 13 games and earned its first-ever postseason bye.
- During Keim's tenure, Arizona has established franchise records for wins in a season (13 in 2015), points in a season (489 in 2015), led the NFL in total offense for the first time in team history (#1 in 2015) and led the NFL in sacks for the second time ever (48.0 in 2016).
- Arizona has featured a top-10 defense four times and a top-10 offense four times dating back to Keim's first season as GM. The Cardinals had a top-10 defense in three consecutive seasons (2015-17) for the first time since the 1970 merger. In 2021, Arizona ranked 10th in the NFL in offensive points scored (435) and eighth in defensive points allowed (349).
- Selected QB **Kyler Murray** with the #1 overall pick in the 2019 NFL Draft. Murray was named the 2019 NFL Offensive Rookie of the Year and followed up with Pro Bowl selections in each of the last two years (2020-21), becoming the first QB in team history to earn multiple Pro Bowls in his first three seasons.
- The 2021 free agency period was one of Keim's busiest as GM. The players the Cardinals acquired have a combined 20 Pro Bowl selections and 11 All-Pro nods. Arizona brought in five different Pro Bowlers in the offseason: DL **J.J. Watt**, WR **A.J. Green**, OL **Rodney Hudson**, K **Matt Prater** and RB **James Conner**. Conner was selected to the Pro Bowl in 2021.
- Named Sporting News 2014 NFL Executive of the Year and earned back-to-back NFL Executive of the Year honors from Pro Football Talk (2013-14).



KYLER MURRAY - AT A GLANCE

• Selected #1 overall by the Cardinals in the 2019 NFL Draft. Signed the largest contract in franchise history when he agreed to an extension in July of 2022 that will keep him under contract through the end of the 2028 season.

• For the second straight season, earned Pro Bowl honors in 2021. 1st QB in franchise history named to Pro Bowl twice within his first three NFL seasons and joined Aaron Rodgers, Patrick Mahomes and Russell Wilson as only NFL QBs named to each of the last two Pro Bowls.

• 2019 AP NFL Offensive Rookie of the Year.

• In his career (55 games), has completed 1,297-of-1,941 pass attempts (66.8%) for 13,648 yards and 82 TDs while rushing for 2,145 yards and 22 TDs on 373 carries (5.8 avg.).

NFL HISTORY

• Only player in NFL history with 70+ passing TDs and 20+ rushing TDs in his first three seasons.

• One of just four players in NFL history (Josh Allen, Russell Wilson and Cam Newton) with 13,000+ passing yards and 2,000+ rushing yards in his first four seasons.

• First player in NFL history with 3,500+ passing yards and 400+ rushing in each of his first three seasons.

• One of just 13 players in NFL history with 100 total TDs in their first 54 career games.

• His 66.86 completion percentage was the best in NFL history in a player's first three seasons (min. 1,000 attempts).

• Fourth-youngest player in NFL history (24 years, 120 days) to reach 10,000 career passing yards.

• His five games with 3+ pass TDs and 1+ rush TDs were the most in NFL history in a player's first three seasons.

• Joins Peyton Manning (2) and Aaron Rodgers (2) as the only players in NFL history with multiple games of 400+ passing yards, 3+ passing TDs and 1+ rushing TD.

• Only player in NFL history with 7,500+ passing yards, 45+ TD passes and 15+ TD runs in his first two NFL seasons.

• In 2020, set an NFL record for the most games (9) with a passing and rushing TD in a single season. Has 15 such performances in 55 career games, surpassing Jim Hart for the team record (11 in 199 games).

• Only player in NFL history with both a passing and rushing TD in five consecutive games (Games 5-9) in 2020.

• In Week 7 of the 2020 season vs. Seattle, became the first player in NFL history to throw for 350+ yards and 3+ TDs while also rushing for 50+ yards and a TD in a single game.

• Just the 6th different QB in NFL history with 3,500+ passing yards and 500+ rushing yards in a season (2019) – and just the second rookie (Cam Newton, 2011).

• Between Weeks 4-10 of the 2019 season, set an NFL rookie record with 211 consecutive pass attempts without an INT.

CARDINALS HISTORY

• Only player in franchise history to have 3,500+ passing yards in three consecutive seasons.

• Only player in franchise history with 13,000+ passing yards and 2,000+ rushing yards in their career.

• Already owns the franchise record for rushing TDs by a QB (22) and career games with both a passing and rushing TD (15).


• Tied Kurt Warner (5 in 2009) for the most games with a passer rating of 120.0+ in a single season in 2021.

• Established a single-season franchise record with a 67.2 completion percentage (375-of-558) in 2020 which he topped in 2021 with a 69.2 completion percentage (333-of-481).

• Set a single-season franchise record for rushing TDs (11) and rushing yards (819) by a QB in 2020.

• Has been named NFC "Offensive Player of the Week" five times, tying Kurt Warner for the most in franchise history. In 2020 became the first player in team history to earn the honor three times in a single season.

• First Cardinals rookie QB to start a season opener since Lamar McHan in 1954. Selected #1 overall by the Cardinals in the 2019 NFL Draft, the fifth player ever taken by Arizona #1 overall and first since 1958.



MURRAY SURPASSES 13,000 & 2,000

After rushing for 100 yards on 10 carries in Week 6 at Seattle, QB **Kyler Murray** surpassed 2,000 career rushing yards. **In the Super Bowl era, only five QBs reached 2,000 career rushing yards in fewer games than Murray (52).**

Super Bowl Era Fewest Games to 2,000 Rushing Yards (QB)

Rnk	Player (Years)	Gms
1	Lamar Jackson (2018-21)	33
2	Michael Vick (2001-04)	39
3	Bobby Douglass (1969-72)	46
4	Cam Newton (2011-14)	48
5	Russell Wilson (2012-15)	51
6	Kyler Murray (2019-22)	52

Murray currently has 13,648 passing yards and 2,145 rushing yards in his career. He is one of just four players in NFL history with 13,000+ passing yards and 2,000+ rushing yards in their first four seasons.

NFL History - 12,000+ Passing Yards & 2,000+ Rushing Yards (1st 4 Seasons)

Player (Years)	Team	Passing	Rushing	Gms
Kyler Murray (2019-22)	Arizona	13,648	2,145	55
Josh Allen (2018-21)	Buffalo	14,114	2,325	61
Russell Wilson (2012-15)	Seattle	13,974	2,430	64
Cam Newton (2011-14)	Carolina	14,426	2,571	62

MURRAY HAS 100 RUSHING YARDS FOR THE SECOND TIME

There have been three 100-yard rushing performances by a QB in franchise history and Murray has accounted for two of those. He owns three of the five highest single-game rushing totals by a QB in franchise history.

Rushing Yards By Quarterback – Single Game (All-Time)

Rnk	Player	Yds	Opponent
1	Charley Trippi	145	12/16/51 @ Chicago
2	Kyler Murray	106	11/8/20 vs. Miami
3	Kyler Murray	100	10/16/22 @ Seattle
4	M.C. Reynolds	99	11/2/58 vs. Philadelphia
5	Kyler Murray	93	10/6/19 @ Cincinnati

Murray had a 42-yard run in Seattle in Week 6. It was the sixth-longest run by a QB in franchise history and the third-longest run of Murray's career.

Franchise Record - Longest Runs By Quarterback (All-Time)

Rnk	Player	Dist	Opponent
1	Charley Trippi	59t	10/5/52 vs. Chicago
2	Kyler Murray	57	12/25/21 vs. Indianapolis
3	M.C. Reynolds	50	11/2/58 vs. Philadelphia
4	Kyler Murray	48	10/4/20 @ Carolina
5	Sam Etcheverry	44	12/17/61 vs. Pittsburgh
6	Kyler Murray	42	10/16/22 @ Seattle

MURRAY AMONG THE FASTEST TO 100 TDs

QB Kyler Murray threw three TD passes against the Vikings in Week 8, giving him 102 total TDs (passing and rushing) in 54 career games. He became just the 13th player in NFL history with 100 total TDs in their first 54 career games.

NFL History Fewest Games to 100 TDs (Passing & Rushing)

Rnk	Player (Years)	Gms
1	Patrick Mahomes (2017-20)	39
2	Dan Marino (1983-85)	43
3	Deshaun Watson (2017-20)	45
4	Kurt Warner (1998-02)	46
5	Josh Allen (2018-21)	47
6	Andrew Luck (2012-15)	49
7	Daunte Culpepper (1999-03)	50
8t	Johnny Unitas (1956-60)	51
8t	Matthew Stafford (2009-13)	51
10t	Peyton Manning (1998-01)	53
10t	Cam Newton (2011-14)	53
12t	Kyler Murray (2019-22)	54
12t	Aaron Rodgers (2005-10)	54
12t	Lamar Jackson (2018-21)	54

The Week 8 matchup at Minnesota was Murray's 12th with at least three TD passes. **Just 55 games into his career, only five players in franchise history had more games with at least three TD passes than Murray.**

Franchise Record – Games w/3+ TD Passes

Rnk	Player (Years)	3+	Gms Played
1	Neil Lomax (1981-88)	15	108
2	Charley Johnson (1961-69)	14	87
3t	Jim Hart (1966-83)	13	199
3t	Carson Palmer (2013-17)	13	60
3t	Kurt Warner (2005-09)	13	61
6	Kyler Murray (2019-22)	12	55



TDS AT A RECORD RATE

Murray accounted for 90 total TDs (70 passing; 20 rushing) in his first three NFL seasons, becoming the first player in NFL history with 70+ passing TDs and 20+ rushing TDs in his first three seasons.

Murray has 82 career TD passes. That is 17 more than any other player in franchise history in their first four NFL seasons.

Franchise Record – TD Passes in 1st 4 NFL Seasons

Rnk	Player (Years)	TDs
1	Kyler Murray (2019-22)	82
2	Charley Johnson (1961-64)	65
3	Neil Lomax (1981-84)	61
4	Jake Plummer (1997-00)	54
5t	Paul Christman (1945-48)	40
5t	Jim Hart (1966-69)	40



Murray's 22 rushing TDs are the seventh-most in franchise history in a player's first four NFL seasons - regardless of position.

Franchise Record – Rushing TDs in 1st 4 Seasons

Rnk	Player (Years)	TD	Gms
1	RB David Johnson (2015-18)	31	49
2	RB Ottis Anderson (1979-82)	29	56
3t	HB Pat Harder (1946-49)	24	46
3t	RB Beanie Wells (2009-12)	24	51
5t	RB Tim Hightower (2008-10)	23	48
5t	HB Elmer Angsman (1946-49)	23	47
7	QB Kyler Murray (2019-21)	22	55

Only two QBs in NFL history had more rushing TDs in their first four seasons.

NFL History - Rushing TDs by QB in 1st 4 Seasons

Rnk	Player (Years)	TDs
1	Cam Newton (2011-14)	33
2	Josh Allen (2018-21)	31
3t	Kyler Murray (2019-22)	22
3t	Daunte Culpepper (1999-02)	22
5t	Lamar Jackson (2018-21)	21
5t	Dak Prescott (2016-19)	21

HIGH PERCENTAGE PASSER IN 2021

Murray completed 333-of-481 pass attempts (69.2%) during the regular season in 2021. His 69.2 completion percentage established a new franchise single-season record and also ranked second in the NFL in 2021.

Murray now owns the top two - and three of the top six - single-season completion percentages in Cardinals history.

Franchise Record – Completion Pct. (Season)

Rnk	Player (Year)	Pct.
1	Kyler Murray (2021)	69.2
2t	Kyler Murray (2020)	67.2
2t	Kurt Warner (2008)	67.1
4	Kurt Warner (2009)	66.1
5	Kurt Warner (2005)	64.5
6	Kyler Murray (2019)	64.4



MURRAY HITS 300 FOR THE 13TH TIME

Murray threw for a season-high 326 yards in Week 8 at Minnesota. It was his 13th career 300-yard outing. Just 55 games into his career, that total ranks fifth in team history.

Franchise Record – Games w/ 300+ Passing Yards

Rnk	Player (Years)	300+	Gms Played
1	Carson Palmer (2013-17)	25	60
2	Kurt Warner (2005-09)	22	61
3	Neil Lomax (1981-88)	18	108
4	Jim Hart (1966-83)	14	199
5	Kyler Murray (2019-22)	13	55



KEEPING IT ABOVE 70 PERCENT

Murray has had 20 games with a 70+ completion percentage in his four seasons. That the most in franchise history - for an entire career. Murray's 17 such performances were the most in NFL history in player's first three seasons.

Franchise History – Games w/ 70.0+ Comp. % (Career)

Rnk	Player (Years)	Games
1t	Kyler Murray (2019-22)	20
2	Kurt Warner (2005-09)	15
3	Neil Lomax (1981-88)	12
4	Carson Palmer (2013-17)	10
5	Jim Hart (1966-83)	8



A HIGHLY-RATED CAMPAIGN IN 2021

Murray posted a 100.6 passer rating in 2021. It represented the second-highest single-season total in franchise history. He now owns two of the top-5 single-season passer rating totals in franchise history.


Franchise Record - Passer Rating (Season)

Rnk	Player (Year)	Rating
1	Carson Palmer (2015)	104.6
2	Kyler Murray (2021)	100.6
3	Kurt Warner (2008)	96.9
4	Carson Palmer (2014)	95.6
5	Kyler Murray (2020)	94.3

Murray's 110.6 passer rating in 2021 ranked eighth in the NFL.

NFL Leaders – Passer Rating (2021)

Rnk	Player (Team)	Rating
1	Aaron Rodgers (GB)	111.9
2	Joe Burrow (Cin)	108.3
3	Dak Prescott (Dal)	104.2
4t	Kirk Cousins (Min)	103.1
4t	Russell Wilson (Sea)	103.1
6	Matthew Stafford (LAR)	102.9
7	Tom Brady (TB)	102.1
8	Kyler Murray (AZ)	100.6
9	Jimmy Garoppolo	98.7
10	Patrick Mahomes	98.5



Murray's five games with a passer rating of 120.0+ in 2021 tied for the most in a single season in franchise history.

Franchise Record - Games w/ 120+ Passer Rating (Season)

Rnk	Player (Year)	120+
1t	Kyler Murray (2021)	5
1t	Kurt Warner (2009)	5
3	Neil Lomax (1984)	4
4t	Carson Palmer (2015)	3
4t	Kurt Warner (2008)	3
4t	Neil Lomax (1983)	3

In franchise history, only Neil Lomax (10 in 108 games) had more such outings in a career than Murray has in his first 55 career games (9).

Franchise Record – Games w/ 120.0+ Passer Rating (Career)

Rnk	Player (Years)	120+	Gms Played
1	Neil Lomax (1981-88)	10	108
2t	Kyler Murray (2019-21)	9	55
2t	Kurt Warner (2005-09)	9	61
4	Jim Hart (1966-83)	6	199
5	Carson Palmer (2013-17)	4	60

Murray's Career Games w/ Passer Rating of 120+

Rate	Opponent
150.5	11/8/20 vs. Mia
136.9	12/5/21 @ Chi
130.7	10/31/19 vs. SF
129.0	10/17/21 @ Cle
128.2	10/13/19 vs. Atl
127.8	12/20/20 vs. Phi
121.3	10/24/21 vs. Hou
121.0	9/12/21 @ Ten
120.3	10/3/21 @ LAR

AMONG THE YOUNGEST TO 10,000

In Week 13 of the 2021 season at Chicago, Murray surpassed 10,000 passing yards in his career (currently sits at 11,480).

At 24 years, 120 days old he became the fourth-youngest player in NFL history to reach 10,000 career passing yards.

NFL History

Youngest to Reach 10,000+ Passing Yards

Rnk	Player (Team)	Age
1	Drew Bledsoe (NE)	23 years, 299 days
2	Jameis Winston (TB)	23 years, 303 days
3	Dan Marino (Mia)	24 years, 63 days
4	Kyler Murray (AZ)	24 years, 120 days
5	Cam Newton (Car)	24 years, 191 days



Murray (11,480 passing yards and 1,786 rushing yards) joined Cam Newton (2011-13) as the only players in NFL history with 11,000+ passing yards and 1,500+ rushing yards in their first three seasons.

Murray's 11,480 passing yards were the fourth most in NFL history in a player's first three seasons.

NFL History - Passing Yards in 1st 3 Seasons

Rnk	Player (Years)	Yards
1	Andrew Luck (2012-14)	12,957
2	Peyton Manning (1998-00)	12,287
3	Jameis Winston (2015-17)	11,636
4	Kyler Murray (2019-21)	11,480
5	Dan Marino (1983-85)	11,431

TDS BY THE BUNCH

Murray has had seven games with 4+ TDs so far in his career. Four of those performances came in 2021.

Murray Career Games with 4+ Combined TDs

TD	Opponent	Pass/Rush
5	9/12/21 @ Ten	4/1
4	12/5/21 @ Chi	2/2
4	10/17/21 @ Cle	4/0
4	9/19/21 vs. Min	3/1
4	12/20/20 vs. Phi	3/1
4	11/8/20 vs. Mia	3/1
4	10/25/20 vs. Sea	3/1

In 2021, Murray (2) joined Carson Palmer (3 in 2015) as the only players in Cardinals history with multiple games of at least four TD passes in a single season.

In franchise history, only Charley Johnson (4), Jim Hart (3) and Carson Palmer (3) had more games with at least four TD passes in their career than Murray has in his first 55 games.

Franchise History – Games w/4+ TD Passes (Career)

Rnk	Player (Years)	4+	Gms
1	Charley Johnson (1961-69)	4	108
2t	Carson Palmer (2013-17)	3	60
2t	Jim Hart (1966-83)	3	199
4t	Kyler Murray (2019-22)	2	55
4t	Kurt Warner (2005-09)	2	61
4t	Jake Plummer (1997-02)	2	84
4t	Lamar McHan (1954-58)	2	60

In Week 6 of the 2021 season at Cleveland, Murray threw four TD passes without throwing an INT. It marked just the ninth time in franchise history – and just the second time in the last 15 years – that a player threw for 4+ TDs with no INTs in a game. Murray became the first Cardinals player to do so since Hall of Famer Kurt Warner in 2009.

Franchise History – Players w/ 4+ TD Passes & 0 INTs (Game)

Player	Opponent	TD/INT
Kyler Murray	10/17/21 @ Cle	4/0
Kurt Warner	11/8/09 @ Chi	5/0
Kent Graham	9/29/96 vs. StL	4/0
Neil Lomax	11/13/83 vs. Sea	4/0
Jim Hart	10/28/73 vs. NYG	4/0
Jim Hart	10/22/67 vs. Phi	4/0
Charley Johnson	12/8/63 vs. Phi	4/0
Lamar McHan	11/4/56 vs. Phi	4/0
Ray Mallouf	10/17/48 @ NYG	4/0

The Week 13 victory at Chicago last season marked the first time Murray had multiple passing TDs and multiple rushing TDs in a game. It marked just the seventh such performance in franchise history and the first in 17 years - since Josh McCown had two passing TDs and two rushing TDs vs. St. Louis on 12/19/04.



MURRAY'S IMPRESSIVE GROUND GAME

Murray had three of the top-five QB rushing totals in franchise history in his first three seasons. In 2021, he rushed for 423 yards, the fifth-best single-season total in team history.

Franchise Record - Rushing Yards By QB (Season)

Rnk	Player (Year)	Yds
1	Kyler Murray (2020)	816
2	Kyler Murray (2019)	544
3	Charley Trippi (1951)	501
4	Timm Rosenbach (1990)	470
5	Kyler Murray (2021)	423

Murray is one of just five QBs in NFL history with 400+ rushing yards in each of his first three seasons.

NFL History - QBs w/ 400+ Rushing Yards in Each of 1st 3 Seasons

Rnk	Player	Years (Yards)
1	Kyler Murray	2019 (544), 2020 (816), 2021 (423)
2	Lamar Jackson	2018 (695), 2019 (1,206), 2020 (1,005)
3	Josh Allen	2018 (631), 2019 (510), 2020 (421)
4	Russell Wilson	2012 (489), 2013 (539), 2014 (849)
5	Cam Newton	2011 (706), 2012 (741), 2013 (585)

MORE THAN A COUPLE OF LONG RUNS ALREADY

Murray had a 42-yard run in Seattle in Week 6. It was the sixth-longest run by a QB in franchise history and the third-longest run of Murray's career.

Franchise Record - Longest Runs By Quarterback (All-Time)

Rnk	Player	Dist	Opponent
1	Charley Trippi	59t	10/5/52 vs. Chi
2	Kyler Murray	57	12/25/21 vs. Ind
3	M.C. Reynolds	50	11/2/58 vs. Phi
4	Kyler Murray	48	10/4/20 @ Car
5	Sam Etcheverry	44	12/17/61 vs. Pit
6	Kyler Murray	42	10/16/22 @ Sea



A DUAL THREAT UNLIKE ANY OTHER

In just 55 career starts, Murray has 15 career games with both a passing and rushing TD, a franchise record.

Franchise Record – Games w/ Rush & Pass TD (Career)

Rnk	Player (Years)	Gms	Gms Played
1	Kyler Murray (2019-22)	15	55
2	Jim Hart (1966-83)	11	199
3	Ernie Nevers (1929-31)	8	31
4	Charley Johnson (1961-69)	7	87
5	Paul Christman (1945-49)	6	50

Murray has 14 such performances over the last three seasons (2020-22). That total leads the NFL.

NFL Leaders – Games w/Rushing & Passing TD (2020-22)

Rnk	Player (Team)	Gms
1	Kyler Murray (AZ)	14
2	Josh Allen (Buf)	12
3	Ryan Tannehill (Ten)	10
4t	Justin Herbert (LAC)	8
4t	Lamar Jackson (Bal)	8

Dating back to Murray's rookie season in 2019, only Bills QB Josh Allen has more games with both a passing and rushing TD.

NFL Leaders - Games w/ Rushing & Passing TD (2019-22)

Rnk	Player (Team)	Gms
1	Josh Allen (Buf)	18
2	Kyler Murray (AZ)	15
3	Ryan Tannehill (Ten)	13
4	Lamar Jackson (Bal)	11
5	Justin Herbert (LAC)	8

NFL RECORD FIVE GAMES WITH 3+ PASS TDS AND 1+ RUSH TD

The Cardinals win over Minnesota in Week 2 last season was Murray's fifth career game with at least three passing TDs and a rushing TD. That is the most such performances in NFL history in a player's first three seasons.

NFL History – Games w/ 3+ Pass TD & 1+ Rush TD (1st 3 Seasons)

Rnk	Player (Team)	Gms	Years
1	Kyler Murray (AZ)	5	2019-21
2t	Josh Allen (Buf)	4	2018-20
2t	Jack Kemp (LAC)	4	1957, '60-61
4t	Justin Herbert (LAC)	3	2020-21
4t	Marcus Mariota (Ten)	3	2015-17
4t	Cam Newton (FA)	3	2011-13
4t	Daunte Culpepper (Min)	3	1999-01



22 RUSHING TDS AND COUNTING

Murray has 22 rushing TDs in his career, including two this season.

Murray's four-yard TD run at Carolina in Week 4 gave him 22 rushing TDs in 50 career starts. Dating back to 1970, only three NFL QBs had more rushing TDs in their first 50 career starts.

Rushing TDs by QB in 1st 50 Career Starts (1970-22)

Rnk	Player (Team)	TD
1t	Josh Allen (Buf)	28
1t	Cam Newton (Car)	28
3	Daunte Culpepper (Min)	25
4	Kyler Murray (AZ)	22
5t	Steve Grogan (NE)	21
5t	Steve McNair (Ten)	21

Dating back to his rookie season in 2019, Murray and Josh Allen (27) are the only QBs in the NFL with 20+ rushing TDs.

NFL Leaders – Rushing TDs by QB (2019-22)

Rnk	Player (Team)	TDs
1	Josh Allen (Buf)	27
2	Kyler Murray (AZ)	22
3t	Ryan Tannehill (Ten)	19
3t	Jalen Hurts (Phi)	19
5	Lamar Jackson (Bal)	18

In just 55 starts, Murray already has six more rushing TDs than any other QB in franchise history in their career.

Franchise Record – Rushing TDs by QB (Career)

Rnk	Player (Years)	TD	Gms
1	Kyler Murray (2019-22)	22	55
2	Jim Hart (1963-88)	16	199
3	Lamar McHan (1954-58)	11	60
4t	Jake Plummer (1997-02)	10	84
4t	Neil Lomax (1981-88)	10	108
4t	Charley Johnson (1961-69)	10	87

Only five times in franchise history has a QB had at least five rushing TDs in a season. Murray – who established a franchise single-season QB record with 11 rushing TDs in 2020 – has accounted for two of those seasons.



DEANDRE HOPKINS - AT A GLANCE

- Five-time Pro Bowl (2015; 2017-20) and four-time All-Pro selection. Named 1st-team All-Pro in three straight seasons (2017-19) and 2nd-team All-Pro in 2020 in his first season with Arizona.
- Has surpassed 100 receptions four times in his career, has six seasons of 1,000+ receiving yards, three seasons with 10+ TDs and has posted 100+ receiving yards in a game 38 times in the regular season.
- In 2019, had 104 receptions for 1,165 yards and seven TDs while being named to the Pro Bowl for the third consecutive year and being named 1st-team All-Pro for the third straight season.
- Including postseason, Hopkins missed four times as many games in 2021 (8) as he had in his entire career entering the season (2).



NFL LEADER

- Since entering the NFL in 2013, ranks first in receptions (825), second in receiving yards (10,977) and fourth in TD receptions (70).
- Dating back to 2017, his 6,490 receiving yards rank fifth in the NFL, his 343 receiving 1st downs rank third, his 757 total targets rank fourth, his 508 receptions are tied for fifth and his 47 TD receptions rank sixth in the NFL.
- Has at least one reception in all 140 career games played during the regular season. That represents the longest active streak in the NFL and is the 4th-longest in the Super Bowl era to begin a career.
- Has finished a season ranked in the NFL's top-3 in receptions four times and receiving yards three times.
- Was the only NFL player to have 100+ receptions every season between 2018-20.
- Is the only active NFL player with at least 100 receptions, 1,500 receiving yards and 11 TD receptions in multiple seasons (2015; 2018).

NFL HISTORY

- Has 825 career receptions. In Week 8 at Minnesota earlier this season, Hopkins - at 30 years, 146 days old - became the third-youngest player in NFL history to reach 800 career receptions.
- In the 2020 finale against the Rams, surpassed 10,000 career receiving yards. At 28 years, 211 days old, he became the youngest player in NFL history to reach 10,000 career receiving yards.
- One of four players in history with 750+ receptions, 10,500+ receiving yards and 65+ TDs in his first nine seasons.

FRANCHISE HISTORY

- Established a single-season franchise record with a career-high-tying 115 receptions during his first season with the Cardinals in 2020.
- Has hauled in three game-winning TD receptions in two seasons with Arizona (2020-21), including a 43-yard "Hail Murray" game-winner vs. Buffalo in Week 10 of 2020 that won the 2021 ESPY for "Best Play."
- In his Cardinals debut (@ SF in '20), established a franchise record for the most receptions in a season-opener with 14 catches for 151 yards.

WHERE HE RANKS SINCE 2013

A look at where Hopkins ranks since entering the league in 2013.

NFL Leaders – Receptions (2013-)

Rnk	Player (Current Team)	Rec
1	DeAndre Hopkins (AZ)	825
2	Antonio Brown (FA)	777
3	Travis Kelce (KC)	767
4	Julio Jones (TB)	757
5	Keenan Allen (LAC)	736

NFL Leaders – Receiving Yards (2013-)

Rnk	Player (Current Team)	Yds
1	Julio Jones (TB)	11,351
2	DeAndre Hopkins (AZ)	10,977
3	Antonio Brown (FA)	10,229
4	Mike Evans (TB)	9,972
5	Travis Kelce (KC)	9,746

NFL Leaders – Receiving Touchdowns (2013-)

Rnk	Player (Current Team)	TD
1	Davante Adams (LV)	81
2	Mike Evans (TB)	78
3	Antonio Brown (FA)	76
4	DeAndre Hopkins (AZ)	70
5	Travis Kelce (KC)	65



AMONG YOUNGEST EVER TO 800

Hopkins' first catch vs. the Vikings in Week 8 was also the 800th of his career. Only two players in NFL history reached 800 receptions at a younger age than Hopkins (30 years, 146 days).

NFL History

Youngest Players to 800 Career Receptions

Rnk	Player	Age
1	Larry Fitzgerald	30 years, 57 days
2	Antonio Brown	30 years, 138 days
3	DeAndre Hopkins	30 years, 146 days
4	Jason Witten	30 years, 238 days
5	Andre Johnson	31 years, 165 days

The game against the Vikings was the 138th of Hopkins' career. Only four players in NFL history reached 800 career receptions in fewer games.



NFL History – Fewest Games to 800 Career Receptions

Rnk	Player	Games
1	Antonio Brown	126
2	Julio Jones	127
3	Marvin Harrison	131
4	Andre Johnson	137
5	DeAndre Hopkins	138

NFL RECORD FOR RECEPTIONS BEFORE TURNING 30

In the Week 5 win vs. San Francisco last season, Hopkins **reached 770 receptions in his career, the most in NFL history prior to a player's 30th birthday.**

The previous NFL mark was held by former Cardinals WR Larry Fitzgerald (764).

Hopkins - who turned 30 on June 6, 2022 - continued to add to his record. He finished the 2021 season with 789 career receptions.

NFL History – Receptions Prior to Turning 30

Rnk	Player (Years)	Rec
1	DeAndre Hopkins (2012-21)	789
2	Larry Fitzgerald (2004-12)	764
3	Antonio Brown (2010-17)	733
4	Keenan Allen (2013-21)	730
5	Brandon Marshall (2006-13)	712

HOPKINS WITH 39 CAREER 100-YARD GAMES

Hopkins had a season-high 159 receiving yards against the Vikings in Week 8. It was Hopkins' 39th career 100-yard outing.

That is tied for the second-highest total in the NFL among active players.

Active NFL Leaders

Games w/ 100+ Receiving Yards

Rnk	Player (Team)	Gms
1	Julio Jones (TB)	59
2t	DeAndre Hopkins (AZ)	39
2t	DeSean Jackson (Bal)	39
4	Davante Adams (LV)	36
5	A.J. Green (AZ)	35



HISTORIC START TO HOPKINS' CAREER

Despite missing seven games last season, Hopkins finished the 2021 campaign with 42 receptions for 572 yards and eight TDs. Those totals added to the historic numbers in his first nine NFL seasons.

Only four players in NFL history had more receptions in their first nine NFL seasons.

NFL History – Receptions in 1st 9 Seasons

Rnk	Player (Years)	Rec
1	Marvin Harrison (1996-04)	845
2	Antonio Brown (2010-18)	837
3	Torry Holt (1999-07)	805
4	Julio Jones (2011-19)	797
5	DeAndre Hopkins (2013-21)	789

Hopkins is one of just four players in NFL history with 750+ receptions, 10,500+ yards and 65+ TDs in their first nine seasons.



700+ Receptions; 10,000+ Receiving Yards; 65+ TD Catches (1st 9 Seasons)

Rnk	Player (Years)	Rec	Yds	TDs
1	Marvin Harrison (1996-04)	845	11,185	98
2	Antonio Brown (2010-18)	837	11,207	74
3	Torry Holt (1999-07)	805	11,864	71
4	DeAndre Hopkins (2013-21)	789	10,581	68

HOPKINS - INSIDE THE NUMBERS

CAREER RECEPTION/RECEIVING YARDAGE SPLITS

Rec By Opponent (32)	Rec Yds By Opponent (32)
Rec Opponent	Yds Opponent
89 Tennessee	1,396 Tennessee
82 Jacksonville	1,053 Indianapolis
77 Indianapolis	951 Jacksonville
41 LA Rams	464 LA Rams
41 San Francisco	458 New England
34 New England	458 San Francisco
32 Kansas City	441 Seattle
29 Seattle	419 NY Jets
25 Baltimore	394 Kansas City
24 Philadelphia	388 Philadelphia
23 Denver	342 Buffalo
23 New Orleans	338 NY Giants
22 Buffalo	303 Baltimore
21 Minnesota	287 Dallas
21 NY Giants	269 Denver
21 NY Jets	259 Minnesota
20 Cincinnati	250 New Orleans
20 Las Vegas	245 Atlanta
17 Carolina	245 Cleveland
17 Dallas	213 Washington
17 Washington	212 Cincinnati
16 Atlanta	203 LA Chargers
16 Cleveland	196 Las Vegas
16 LA Chargers	181 Detroit
15 Miami	173 Pittsburgh
14 Detroit	162 Miami
13 Tampa Bay	145 Arizona
10 Arizona	135 Carolina
10 Pittsburgh	124 Green Bay
7 Houston	124 Tampa Bay
7 Chicago	86 Chicago
5 Green Bay	53 Houston



By Opponent (24)

TDs Opponent
9 Tennessee
7 Kansas City
6 Indianapolis
6 Jacksonville
5 NY Jets
4 Buffalo
3 Cleveland
3 Minnesota
3 San Francisco
3 Seattle
3 Washington
2 Chicago
2 Denver
2 Miami
2 New Orleans
2 Philadelphia
1 Arizona
1 Cincinnati
1 Green Bay
1 Houston
1 LA Rams
1 Las Vegas
1 Pittsburgh
1 Tampa Bay

CAREER TOUCHDOWN SPLITS

By Quarterback (11)

TDs Quarterback
25 Deshaun Watson
16 Kyle Murray
7 T.J. Yates
6 Ryan Fitzpatrick
5 Brian Hoyer
4 Brock Osweiler
2 Ryan Mallett
2 Tom Savage
1 Case Keenum
1 Matt Schaub
1 Brandon Weeden

By Distance

TDs Distance
18 4-9 yards
17 30 or more yards
14 20-29 yards
12 10-19 yards
9 3 or fewer yards

By Season

TDs Season
13 2017
11 2018
11 2015
8 2021
7 2019
6 2020
6 2014
4 2016
2 2022
2 2013

By Day

TDs Day
60 Sunday
4 Monday
4 Thursday
2 Saturday

By Quarter

TDs Quarter
24 4 th
19 2 nd
14 3 rd
12 1 st
1 OT

AN EXPLOSIVE TALENT

Hopkins has 10 career games with 150+ receiving yards, 15 games with 10+ receptions and 12 games with multiple TD catches.

Hopkins Career Games w/10+ Receptions

Opponent	Rec	Yds
9/13/20 @ San Francisco	14	151
10/30/22 @ Minnesota	12	159
12/30/18 vs. Jacksonville	12	147
10/27/19 vs. Oakland	11	109
12/10/17 vs. San Francisco	11	149
10/8/15 vs. Indianapolis	11	169
11/13/22 @ L.A. Rams	10	98
10/20/22 vs. New Orleans	10	103
10/25/20 vs. Seattle	10	103
9/27/20 vs. Detroit	10	137
12/15/18 @ NY Jets	10	170
11/4/18 @ Denver	10	105
9/30/18 @ Indianapolis	10	169
10/1/17 vs. Tennessee	10	107
10/18/15 @ Jacksonville	10	148

Hopkins Career Games w/150+ Receiving Yards

Opponent	Yds	Rec	Avg
11/30/14 vs. Tennessee	238	9	26.4
10/29/17 @ Seattle	224	8	28.0
12/15/18 @ NY Jets	170	10	17.0
12/20/20 vs. Philadelphia	169	9	18.8
10/8/15 vs. Indianapolis	169	11	15.4
9/30/18 @ Indianapolis	169	10	16.9
10/30/22 @ Minnesota	159	12	13.3
10/4/15 @ Atlanta	157	9	17.4
9/13/20 @ San Francisco	151	14	10.8
10/7/18 vs. Dallas	151	9	16.8



INJURIES STALL A HIGH-SCORING SEASON

Injuries were the only thing stopping Hopkins from scoring in 2021. *The ninth-year pro recorded eight TD receptions in just 10 games played, marking the fourth-best single-season total of his career.*

Hopkins Career Highs – TD Receptions

Rnk	Year	TDs	Team	Gms
1	2017	13	Houston	15
2t	2018	11	Houston	16
2t	2015	11	Houston	16
4	2021	8	Arizona	10
5	2019	7	Houston	15

Through Week 14, Hopkins was tied for fourth in the NFL in TD receptions despite having already missed three games. He was the only player in the top-five that had played in fewer than 12 games. Hopkins missed final four regular season games due to a knee injury.



2021 NFL Leaders – Receiving TDs (Through Week 14)

Rnk	Player (Team)	TD	Gms Played
1	Cooper Kupp (LAR)	11	12
2t	Mike Evans (TB)	10	12
2t	Adam Thielen (Min)	10	12
4t	DeAndre Hopkins (AZ)	8	9
4t	Ja'Marr Chase (Cin)	8	12
4t	Tyreek Hill (KC)	8	12
4t	D.K. Metcalf (Sea)	8	12

CATCHING MORE THAN ONE IN 2021

Hopkins had at least one TD reception in six of 10 games played last season. *He had multiple TD catches in two games, equaling the total from his previous two years (2019-20, 31 games) combined.*

Hopkins had two TD receptions in Week 1 at Tennessee and also posted a pair of TD catches in Week 6 at Cleveland. Just once in his career (3 in 2015) has Hopkins had more games with multiple TD catches than he had in 10 games played in 2021.

THREE GAME-WINNERS SO FAR IN ARIZONA

Hopkins has six career game-winning TD receptions in the 4th quarter/OT, including three with Arizona.

He has as many game-winners in his last 20 games played with the Cardinals (3) as he had in 110 games with the Texans.

His "Hail Murray" grab against the Bills in 2020 - which won the 2021 ESPY for "Best Play" - was the only one to come with under a minute remaining on the clock.

Career Game-Winning TD Catches (4th Qtr/OT)

Opponent	Qtr	Dist	Time Remaining
10/10/21 vs. SF	4	9	5:13
12/20/20 vs. Phi	4	20	7:24
11/15/20 vs. Buf	4	43	0:02
11/21/19 vs. Ind	4	4	12:34
11/16/15 @ Cin	4	22	14:20
9/15/13 vs. Ten	OT	3	10:32



YOUNGEST EVER TO 10,000 RECEIVING YARDS

In the Cardinals 2020 regular season finale against the Rams, Hopkins surpassed 10,000 receiving yards for his career. *At 28 years, 211 days old he became the youngest player in NFL history to reach the milestone.*

NFL History - Youngest to Reach 10,000 Receiving Yards

Rnk	Player (Years)	Age
1	DeAndre Hopkins (2013-20)	28 years, 211 days
2	Randy Moss (1998-05)	28 years, 314 days
3	Larry Fitzgerald (2004-12)	29 years, 44 days
4	Calvin Johnson (2007-14)	29 years, 59 days
5	Julio Jones (2011-18)	29 years, 276 days

Hopkins became just the seventh player in NFL history with 10,000+ receiving yards in his first eight seasons.

Players w/ 10,000+ Receiving Yards in 1st 8 Seasons

Rnk	Player (Years)	Yds
1	Julio Jones (2011-18)	10,731
2	Torry Holt (1999-06)	10,675
3	Calvin Johnson (2007-14)	10,405
4	Jerry Rice (1985-92)+	10,273
5	Randy Moss (1998-05)+	10,147
6	Marvin Harrison (1996-03)+	10,072
7	DeAndre Hopkins (2013-20)	10,009

+Hall of Fame Inductee



ZACH ERTZ - AT A GLANCE



- Selected by Philadelphia in the 2nd round (35th overall) of the 2013 NFL Draft and acquired by Arizona in a trade with the Eagles in Week 6 of the 2021 season.
- A three-time Pro Bowl selection (2017-19), has appeared in 144 games (106 starts) during the regular season with 682 receptions for 7,247 yards and 45 TDs. Also has 12 games with 100+ receiving yards.
- In eight career playoff games (6 starts), has 36 receptions for 381 yards and two TDs.
- Caught game-winning TD in Super Bowl LII that gave the Eagles a 38-33 lead with just over two minutes left in regulation.

NFL LEADER

- Among TEs dating back to his first season in 2013, ranks 2nd in receptions (682), 2nd in receiving yards (7,247), 4th in TD receptions (45), and 4th in 100-yard receiving games (12).

NFL HISTORY

- His 682 receptions rank 8th in NFL history among TEs. His 635 receptions between 2013-21 represent the fourth-highest total in history by a TE in his first nine seasons behind Travis Kelce (704), Jason Witten (696) and Tony Gonzalez (648).

- In NFL history, the only TEs to reach 650 receptions in fewer games than Ertz (137) were Travis Kelce (117) and Jason Witten (133).

- Set the NFL single-season record for receptions by a TE with 116 catches in 2018, surpassing the mark of Jason Witten (110 in 2012).

- Playing his first game with Arizona in Week 7 vs. Houston, caught a 47-yard TD reception. Combined with his five-yard TD catch in Week 6 in his final game with Philly, became the first player in NFL history with a TD reception in back-to-back games in a season for two different teams.

- The 2021 season was his sixth with 70+ receptions. Joined Tony Gonzalez (14), Jason Witten (9), Travis Kelce (7) and Antonio Gates (6) as the only TEs in NFL history with at least six seasons of 70+ receptions.

- The 2021 season was his seventh with 700+ receiving yards. Joined Tony Gonzalez (14), Jason Witten (12), Antonio Gates (10), Shannon Sharpe (9) and Travis Kelce (8) as the only TEs in NFL history with at least seven seasons of 700+ receiving yards.

SIGNIFICANT ACHIEVEMENTS IN 2021

Ertz finished the 2021 regular season with 74 receptions for 763 yards and five TDs in 17 games with the Eagles and Cardinals. His 74 receptions ranked fourth among NFL TEs in 2021.

2021 NFL Leaders - Receptions (TE)

Rnk	Player (Team)	Rec
1	Mark Andrews (Bal)	107
2	Travis Kelce (KC)	92
3	Dalton Schultz (Dal)	78
4	Zach Ertz (AZ/Phi)	74
5	Mike Gesicki (Mia)	73

SIX SEASONS WITH 70+ RECEPTIONS

The 2021 season marked Ertz's sixth with 70+ catches. He became just the fifth TE in NFL history to have at least six seasons of 70+ receptions in their career.

NFL History - Seasons w/ 70+ Receptions by TE

Rnk	Player (Years)	70+
1	Tony Gonzalez (1997-2013)	14
2	Jason Witten (2003-20)	9
3	Travis Kelce (2013-)	7
4t	Zach Ertz (2013-)	6
4t	Antonio Gates (2003-18)	6

Ertz (6) joined Kelce (7), Gonzalez (6) and Witten (6) as the only TEs in NFL history with 70+ catches at least six times in their first nine seasons.

SEVEN SEASONS WITH 700+ RECEIVING YARDS

The 2021 season marked Ertz's seventh with at least 700 receiving yards. He became just the sixth TE in NFL history to have at least seven seasons of 700+ receiving yards in their career.

NFL History - Seasons w/ 700+ Receiving Yards by TE (All-Time)

Rnk	Player (Years)	700+
1	Tony Gonzalez (1997-2013)	14
2	Jason Witten (2003-20)	12
3	Antonio Gates (2003-18)	10
4	Shannon Sharpe (1990-2003)	9
5	Travis Kelce (2013-)	8
6	Zach Ertz (2013-)	7



ERTZ HITTING MILESTONES BY THE GAME

TE Zach Ertz was among the Cardinals top offensive weapons in 11 games with the team last season - after he was acquired in an October trade with the Philadelphia Eagles.

Through 10 games in 2022, Ertz has 47 receptions for 406 yards and is tied for the team lead with four TD catches. His 47 receptions rank second among NFL TEs this season.

NFL Leaders - Receptions (Tight End)

Rnk	Player (Team)	Rec
1	Travis Kelce (KC)	57
2	Zach Ertz (AZ)	47
3	Tyler Higbee (LAR)	44
4t	Mark Andrews (Bal)	42
4t	T.J. Hockenson (Min)	42

The 2022 season has already been one of many milestones for Ertz.

Week 3 vs. the Rams: Became the third-youngest TE in NFL history to reach 650 career receptions.

NFL History - Youngest TEs to 650 Receptions

Rnk	Player (Years)	Age
1	Jason Witten (2003-11)	29 years, 170 days
2	Tony Gonzalez (1997-06)	30 years, 195 days
3	Zach Ertz (2013-22)	31 years, 319 days
4	Travis Kelce (2013-21)	32 years, 12 days
5	Antonio Gates (2003-13)	33 years, 89 days

Only two TEs in NFL history reached 650 receptions in fewer games.

NFL History - Fewest Games to 650 Receptions (TE)

Rnk	Player (Years)	Games
1	Travis Kelce (2013-21)	117
2	Jason Witten (2003-11)	133
3	Zach Ertz (2013-22)	137
4	Tony Gonzalez (1997-06)	144
5	Antonio Gates (2003-13)	149

Week 4 at Carolina: Joined Kansas City's Travis Kelce as the only active TEs with 7,000+ career receiving yards.

Active NFL Leaders - Receiving Yards (Tight End)

Rnk	Player (Team)	Yds
1	Travis Kelce (KC)	9,746
2	Zach Ertz (AZ)	7,247
3	Mercedes Lewis (GB)	5,038
4	George Kittle (SF)	4,829
5	Kyle Rudolph (TB)	4,765

Week 5 vs. Philadelphia: Playing against his former team, passed Hall of Famer Ozzie Newsome (662) for eighth place on the NFL's all-time list for career receptions by a TE.

NFL History - Receptions by Tight End (Career)

Rnk	Player (Years)	Rec	To Pass
1	Tony Gonzalez (1997-13)	1,325	644
2	Jason Witten (2003-20)	1,228	547
3	Antonio Gates (2003-18)	955	274
4	Shannon Sharpe (1990-03)	815	134
5	Travis Kelce (2013-)	767	86
6	Greg Olsen (2007-20)	742	61
7	Jimmy Graham (2010-21)	713	32
8	Zach Ertz (2013-)	682	-
9	Ozzie Newsome (1978-90)	662	-
10	Rob Gronkowski (2010-21)	621	-

A CATCH VS. ALL 32 TEAMS

After catching six passes vs. the Eagles in Week 5, Ertz has at least one reception vs. all 32 NFL franchises. He joins LAC's Gerald Everett as the only active TEs to accomplish the feat.

ERTZ MAKES BIG FIRST IMPRESSION IN AZ

Ertz caught 56 passes for 574 yards and three TDs in 11 games with Arizona last season. His 56 catches tied the franchise single-season record for receptions by a TE (56).

Franchise Record - Receptions by TE (Season)

Rnk	Player (Year)	Rec	Gms
1t	Zach Ertz (2021)	56	11
1t	Jackie Smith (1967)	56	14
3	Freddie Jones (2003)	55	16
4	Jackie Smith (1968)	49	14
5	Jackie Smith (1964)	47	14

He also became the first Cardinals TE since Freddie Jones in 2003 to have 500+ receiving yards in a season.

Franchise Record - Receiving Yards by TE (Season)

Rnk	Player (Year)	Yds	Gms
1	Jackie Smith (1967)	1,205	14
2	Jackie Smith (1966)	810	14
3	Jackie Smith (1968)	789	14
4	Jackie Smith (1970)	687	14
5	Jackie Smith (1964)	657	14
6	Jackie Smith (1965)	648	14
7	Doug Marsh (1984)	608	16
8	Jackie Smith (1973)	600	14
9	Zach Ertz (2021)	574	11
10	Jay Novacek (1988)	569	16



A.J. GREEN - AT A GLANCE



- Seven-time Pro Bowl selection (2011-17) and two-time 2nd-team All-Pro honoree (2012-13). First WR in NFL history to be named to the Pro Bowl in each of his first seven seasons.

- Has appeared in 151 games (138 starts) with 715 receptions for 10,344 yards and 69 TDs during the regular season. One of three active NFL players – DeAndre Hopkins and Julio Jones – with 700+ receptions and 10,000+ receiving yards.

- Has 35 career games with 100+ receiving yards and six 1,000-yard receiving seasons.

- Since entering the league in 2011, ranks 4th in the NFL in receiving yards, 7th in receptions, t-7th in TD receptions, 5th in 100-yard receiving games and 7th in receiving yards per game.

- Joins teammate DeAndre Hopkins (6), Travis Kelce (6), Brandin Cooks (6), Julio Jones (7), Antonio Brown (7) and Mike Evans (8) as the only players in the NFL with at least six seasons of 1,000+ receiving yards dating back to 2011.

- In 2021, playing in his 11th NFL season at the age of 33 years old, Green's 15.7-yard receiving average was the second-highest of his career (16.3 as a rookie in 2011 at 23 years old).

- Had 10 games of 150+ receiving yards in his first 10 seasons in the league. Only nine other players in NFL history, including six Hall of Famers, had at least 10 games of 150+ receiving yards in their first 10 career seasons.

- Has five career games of 180+ receiving yards. Only Antonio Brown (8) has more such performances over the past 11 seasons (2011-21).

- Has ranked in the top-10 in the NFL in receptions twice (2012-13), receiving yards three times (2012-13, 2015), receiving TDs four times (2012-13, 2015, 2017) and receiving yards per game four times (2012-13, 2015-16).

- Of Green's 69 career TD receptions, 18 covered at least 40 yards and 13 went for 50+ yards. His 13 TD catches of 50+ yards trail only DeSean Jackson (21) and Tyreek Hill (14) dating back to 2011.

WHERE GREEN RANKS SINCE 2011

Since entering the league as a first-round selection (4th overall) in the 2011 NFL Draft, **Green** ranks 4th in the NFL in receiving yards, 7th in TD catches, 8th in receptions and 5th in 100-yard receiving games.

NFL Leaders – Receiving Yards (2011-)

Rnk	Player (Current Team)	Yds
1	Julio Jones (TB)	13,508
2	Antonio Brown (FA)	12,124
3	DeAndre Hopkins (AZ)	10,977
4	A.J. Green (AZ)	10,344
5	Mike Evans (TB)	9,972

NFL Leaders – Receptions (2011-)

Rnk	Player (Current Team)	Rec
1	Antonio Brown (FA)	912
2	Julio Jones (TB)	890
3	DeAndre Hopkins (AZ)	825
4	Larry Fitzgerald	819
5	Travis Kelce (KC)	767
6	Keenan Allen (LAC)	736
7	Davante Adams (LV)	726
8	A.J. Green (AZ)	715

NFL Leaders – TD Receptions (2011-)

Rnk	Player (Current Team)	TDs
1	Antonio Brown (FA)	83
2	Rob Gronkowski	82
3	Davante Adams (LV)	81
4	Jimmy Graham (FA)	80
5	Mike Evans (TB)	78
6	DeAndre Hopkins (AZ)	70
7t	A.J. Green (AZ)	69
7t	Dez Bryant (FA)	69

NFL Leaders – 100-Yard Receiving Games (2011-)

Rnk	Player (Current Team)	Gms
1	Julio Jones (TB)	59
2	Antonio Brown (FA)	46
3	DeAndre Hopkins (AZ)	39
4	Davante Adams (LV)	36
5	A.J. Green (AZ)	35



GREEN MUCH BETTER THAN AVERAGE IN 2021

In his first season with the Cardinals in 2021, WR A.J. Green had 54 receptions for 848 yards (15.7 avg.) and three TDs.

He easily exceeded his totals from his final season with the Bengals in 2020 when he had 47 catches for 523 yards (11.1 avg.) and two TDs.

Among players with at least 50 receptions in 2021, Green's 15.7 receiving average ranked fifth in the NFL.

2021 NFL Leaders - Receiving Avg. (Min. 50 Receptions)

Rnk	Player (Team)	Avg	Yds	Rec
1	Deebo Samuel (SF)	18.2	77	1,405
2	Ja'Marr Chase (Cin)	18.0	81	1,455
3	Tyler Lockett (Sea)	16.1	73	1,175
4	Van Jefferson (LAR)	16.0	50	802
5	A.J. Green (AZ)	15.7	54	848

Playing in his 11th NFL season at the age of 33 years old, Green's 15.7-yard receiving average was the second-highest of his career. He established his career high of 16.3 yards per reception in his rookie season when he was 23 years old.

Green had 11 receptions of 25+ yards during the regular season. Only three times in his career - in his first three NFL seasons: 14 in 2011; 12 in 2012; 12 in 2013 - did Green have more receptions of 25+ yards.



INSIDE THE NUMBERS

CAREER RECEPTION/RECEIVING YARDAGE SPLITS

Rec By Opponent (31)	Rec Yds By Opponent (31)
90 Pittsburgh	1,218 Pittsburgh
77 Cleveland	1,143 Cleveland
53 Baltimore	886 Baltimore
36 Miami	478 Miami
35 Denver	446 Buffalo
34 Houston	444 Houston
29 Indianapolis	414 Denver
26 LA Rams	372 Jacksonville
22 Kansas City	371 Indianapolis
22 LA Chargers	355 LA Rams
22 Tennessee	345 Washington
22 Washington	344 Tennessee
21 Buffalo	303 Kansas City
21 Jacksonville	300 Detroit
20 Seattle	295 NY Jets
19 Green Bay	264 LA Chargers
16 Dallas	249 Seattle
16 Detroit	240 Chicago
16 New England	230 Dallas
15 Chicago	230 New England
15 NY Jets	207 Green Bay
14 NY Giants	190 Las Vegas
14 Philadelphia	171 Minnesota
12 Minnesota	153 NY Giants
11 Las Vegas	133 Tampa Bay
9 Tampa Bay	127 New Orleans
6 Arizona	113 Philadelphia
6 New Orleans	104 Arizona
6 San Francisco	79 San Francisco
6 Carolina	78 Atlanta
4 Atlanta	62 Carolina



CAREER TOUCHDOWN SPLITS

By Opponent (26)	By Quarterback (6)	By Season
TDs Opponent	TDs Quarterback	TDs Season
9 Baltimore	58 Andy Dalton	11 2013
8 Cleveland	3 Kyler Murray	11 2012
8 Pittsburgh	3 A.J. McCarron	10 2015
4 Denver	1 Colt McCoy	8 2017
4 Indianapolis	1 Joe Burrow	7 2011
4 LA Rams	1 Mohamed Sanu	6 2018
3 Jacksonville	1 Brandon Allen	6 2014
3 Minnesota	1 Bruce Gradkowski	4 2016
2 Buffalo		3 2021
2 Chicago		2 2020
2 Green Bay		1 2022
2 LA Chargers		
2 Miami		
2 NY Giants		
2 Tampa Bay		
2 Washington		
1 Atlanta		
1 Dallas		
1 Detroit		
1 Kansas City		
1 New England		
1 New Orleans		
1 NY Jets		
1 Philadelphia		
1 Seattle		
1 Tennessee		

ARIZONA TRADES FOR ANDERSON

On October 17, the Cardinals acquired WR **Robbie Anderson** in a trade with the Carolina Panthers.

ANDERSON FACT SHEET:

- Is in his seventh NFL season in 2022 and has played in 105 games (85 starts) with Panthers (2020-22), Jets (2016-19) and Cardinals (2022).
- **Has 369 receptions for 4,876 yards and 29 TDs since entering the league in 2016 with the Jets as an undrafted rookie free agent.**
- Among players who entered the NFL as undrafted free agents, became just the third to begin his career with six consecutive seasons of 40+ receptions and 500+ receiving yards. He joined Wayne Chrebet (1995-2000) and Charley Hennigan (1960-65) as the only players to accomplish the feat.
- **One of 10 NFL WRs - and the only one on the list who entered the league undrafted - who had at least 50 receptions and 750 receiving yards in each of the last four seasons (2018-21).**

ADDING (ANOTHER) ONE OF NFL'S TOP DEEP THREATS

With WR **Marquise Brown** out due to a foot injury, Arizona has temporarily lost one of the NFL's top deep threats - while replacing him with another. **Dating back to his rookie season in 2016, Anderson has 11 TD catches of 40+ yards. Only two players have more such TDs during that span.**

NFL Leaders - TD Receptions of 40+ Yds (2016-22)

Rnk	Player (Team)	TDs
1	Tyreek Hill (Mia)	23
2	Tyler Lockett (Sea)	13
3t	Robbie Anderson (AZ)	11
3t	DeSean Jackson (Bal)	11
3t	Brandin Cooks (Hou)	11



CONNER IN PRO BOWL FORM IN 2021

Signed to a one-year contract as a free agent, RB James Conner had perhaps the best season of his NFL career en route to his second career Pro Bowl selection in 2021.

In his first season with the Cardinals, Conner totaled 1,127 scrimmage yards (752 rushing, 375 receiving) and 18 TDs (15 rushing; 3 receiving).

Conner in 2021

- 1,127 scrimmage yards was a team-high
- 752 rushing yards was a team-high
- 18 total TDs were a team & career-high
- 15 rushing TDs were a team & career-high

Conner's 18 total TDs during the regular season marked the second-highest single-season total in franchise history.

Franchise Record - Touchdowns (Season)

Rnk	Player (Year)	TDs	Rush/Rec
1	David Johnson (2016)	20	16/4
2	James Conner (2021)	18	15/3
3	John David Crow (1962)	17	14/3
4t	Sonny Randle (1960)	15	0/15
4t	Mal Kutner (1948)	15	1/14

His 18 TDs also ranked third in the NFL in 2021.

2021 NFL Leaders - Scrimmage TDs

Rnk	Player (Team)	TDs
1t	RB Jonathan Taylor (Ind)	20
1t	RB Austin Ekeler (LAC)	20
3	RB James Conner (AZ)	18
4t	RB Joe Mixon (Cin)	16
4t	WR Cooper Kupp (LAR)	16

Conner's 15 rushing TDs in 2021 marked the second-highest single-season total in franchise history.

Franchise Record - Rushing TDs (Season)

Rnk	Player (Year)	TDs
1	David Johnson (2016)	16
2	James Conner (2021)	15
3	John David Crow (1962)	14
4	Ernie Nevers (1929)	12
5t	Kyler Murray (2020)	11
5t	MacArthur Lane (1970)	11

His 15 rushing TDs also tied for second in the NFL in 2021.

2021 NFL Leaders - Rushing TDs

Rnk	Player (Team)	TD
1	Jonathan Taylor (Ind)	18
2t	James Conner (AZ)	15
2t	Damien Harris (NE)	15
4	Joe Mixon (Cin)	13
5	Austin Ekeler (LAC)	12



CARDS LOSE ONE OF NFL'S LEADING RECEIVERS

WR **Marquise Brown** was off to the best start of his career in 2022 before suffering a foot injury at Seattle in Week 6 that forced him to IR.

In his first six games with the Cardinals, Brown led the team in receptions (43), receiving yards (485) and TD receptions (3).

Only two players in franchise history had more receptions through the first six games of a season than Brown had in 2022 (43).

Franchise Record

Receptions Thru 1st 6 Games (Season)

Rnk	Player (Year)	Rec
1t	DeAndre Hopkins (2020)	47
1t	J.T. Smith (1989)	47
3t	Marquise Brown (2022)	43
3t	Larry Fitzgerald (2015)	43
3t	Larry Centers (1996)	43

At the time of his injury, Brown's 43 receptions ranked fifth in the NFL and his 485 receiving yards ranked seventh.

2022 RECEIVING LEADERS THROUGH WEEK 6 (time of Brown's injury)

Receptions			Receiving Yards		
Rnk	Player (Team)	Rec	Rnk	Player (Team)	Yds
1	Cooper Kupp (LAR)	56	1	Tyreek Hill (Mia)	701
2	Tyreek Hill (Mia)	50	2	Stefon Diggs (Buf)	656
3	Stefon Diggs (Buf)	49	3	Justin Jefferson (Min)	654
4	Justin Jefferson (Min)	46	4	Cooper Kupp (LAR)	607
5	Marquise Brown (AZ)	43	5	Jaylen Waddle (Mia)	533
			6	A.J. Brown (Phi)	503
			7	Marquise Brown (AZ)	503

In Week 3 vs. the Rams, Brown had a career-high 14 receptions for 140 yards. In addition to setting a career high for the fourth year pro, it also tied for the second-highest single-game total in franchise history.

Franchise Record - Receptions (Single-Game)

Rnk	Player	Rec	Opponent
1	Sonny Randle	16	11/4/62 at NYG
2t	Marquise Brown	14	9/25/22 vs. LAR
2t	DeAndre Hopkins	14	9/13/20 at SF
2t	Anquan Boldin	14	9/23/07 at Bal
5t	7 times	13	Last - Larry Fitzgerald, 9/25/17 vs. Dal

MOORE MAKING HIS PRESENCE FELT

There were high expectations for second-year WR **Rondale Moore** entering the 2022 season. He was utilized in all phases as a rookie in 2021 - as a WR, punt returner and kickoff returner. The coaching staff was eager to see him make a leap as a receiver this season.

"We utilized him in different ways than we will this year," head coach **Kliff Kingsbury** said this offseason. "But he's a dynamic route runner. I think that's what people are going to see. He's really good getting out of his cuts, good at the top of routes, so I think people are going to see a different side of him."

Moore has rewarded that optimism this season, especially of late. Last week in Los Angeles he finished with nine receptions for 94 yards in the win. Of those 94 yards, 26 came on a spectacular one-handed catch along the sideline on a 4th-n-3, extending a drive that resulted in a TD two plays later.

In the last three games, Moore has 24 receptions for 255 yards and a TD. A look at how good Moore has been over that stretch:

• **Of his 3 career outings with 90+ receiving yards, 2 have come in the last 3 games: 92 @ Min & 94 @ LAR**

• **Of his 6 career outings with 7+ receptions, 3 have come in the last 3 games: 7 @ Min; 8 vs. Sea; 9 @ LAR**

• **In his first 18 career games Moore had 60+ receiving yards 3 times; he has 60+ in each of the last 3 games**

AN ALL-PURPOSE ROOKIE

Despite playing just 14 games in a limited role as a rookie last season, Moore totaled 973 all-purpose yards: 435 receiving; 76 rushing; 171 punt return; 291 kickoff return. **That tied for eighth among NFL rookies in 2021.**

NFL Rookie Leaders - All-Purpose Yards (2021)

Rnk	Player (Team)	Yds
1	RB Najee Harris (Pit)	1,667
2	WR Ja'Marr Chase (Cin)	1,476
3	RB Javonte Williams (Den)	1,219
4	WR Jaylen Waddle (Mia)	1,211
5	RB Khalil Herbert (Chi)	1,179
6	RB Eli Mitchell (SF)	1,100
7	TE Kyle Pitts (Atl)	1,026
8t	WR Rondale Moore (AZ)	973
8t	WR Amon-Ra St. Brown (Det)	973



J.J. WATT - AT A GLANCE

- After spending his first 10 seasons with the Texans - who selected Watt in the first round (11th overall) in the 2011 NFL Draft - signed a two-year contract with the Cardinals on 3/2/21 as a free agent.

- A five-time 1st-team All-Pro and five-time Pro Bowl selection, was also named the 2017 Walter Payton NFL Man of the Year.

- Has been named NFL Defensive Player of the Year three times (2012, '14-15), tied with Rams DT Aaron Donald and Giants LB Lawrence Taylor for the most in NFL history.

- In 144 career games, has totaled 107.5 sacks, 26 forced fumbles, 17 fumble recoveries, 305 QB hits, 184 tackles for loss, 565 tackles (432 solo), two INTs. Also has 6.0 sacks, 10 tackles for loss, 6 passes defended and an INT in eight playoff contests.

- Has scored seven career TDs (6 regular season, 1 postseason): 3 career receiving TDs, 3 INT return TDs and a fumble return TD.

NFL LEADER

- His 184 tackles for loss, 305 QB hits, 51 games with multiple tackles for loss and 27 games with 2.0+ sacks lead the NFL since he entered the league in 2011.

- Has 107.5 career sacks. Among active players, only Von Miller (123.5), Cameron Jordan (112.5), Justin Houston (110.5) and Chandler Jones (108.0) have more.

- Led the NFL in sacks with 20.5 in 2012 and 17.5 in 2015 and finished second in the league with 20.5 in 2014 and 16.0 in 2018.

- Has 66 passes defended in his career. Among active NFL defensive linemen, only Kansas City's Carlos Dunlap (71) has more.

- Played 1,016 total snaps in 2020, which led all NFL defensive linemen. Has played 1,000+ snaps in a season six times.

NFL HISTORY

- Only player in NFL history to have multiple seasons of 20.0 or more sacks (2012, '14) and joins Hall of Famer Reggie White as the only players in NFL history to post three or more seasons with at least 17.5 sacks (2012, '14-15).

- Ranks sixth in NFL history (min. 75 games played) in sacks per game (.747), trailing only brother T.J. Watt (.924), Reggie White (.853), DeMarcus Ware (.778), Von Miller (.777) and Aaron Donald (.757).

- Became just the fourth player in NFL history to record at least 100.0 career sacks in his first 120 games (Reggie White, Bruce Smith, DeMarcus Ware).

- In the 17 years (2006-22) Pro Football Reference has tracked QB hits, owns the NFL's four highest single-season totals: 51 in 2014, 50 in 2015, 46 in 2013 and 43 in 2012.

- His six AFC Defensive Player of the Month awards are tied for the most by any defensive player in NFL history (Bruce Smith) while his seven AFC Defensive Player of the Week awards rank second (Aaron Donald-8) for the most among any active players in the league.

OFF THE FIELD

- Wife, Kealia, plays for the Chicago Red Stars of the NWSL and his brothers, Derek (FB) and T.J. (LB), play for the Pittsburgh Steelers.

- In response to the devastation in Houston as the result of Hurricane Harvey in 2017, organized what would become the largest crowd-sourced fundraiser in history. Originally set a goal of \$200,000 but within 19 days, more than 200,000 individuals collectively donated \$37 million to the cause. Contributions continued, and the final tally reached \$41.6 million.



INSIDE WATT'S SACK TOTALS

In Week 2 at Las Vegas, Watt took down Raiders QB Derek Carr in the first quarter. Carr became the 42nd different QB Watt has sacked in his career.

In Week 3, Watt took down QB Matthew Stafford for his first career sack against the Rams.

In Week 5 vs. Philadelphia, Eagles QB Jalen Hurts became the 43rd different QB Watt has sacked in his career.

In Week 8 at Minnesota, Vikings QB Kirk Cousins became the 44th different QB Watt has sacked in his career.

Last week at Los Angeles, Rams QB John Wolford became the 45th different QB Watt has sacked in his career.



Sacks By Opponent

Watt has at least a partial sack against 28 different teams.

Sacks By Opponent (28)

Sacks	Opponent
18.0	Tennessee
17.0	Jacksonville
13.0	Indianapolis
5.0	NY Jets
4.5	Kansas City
4.0	Baltimore
	NY Giants
3.5	Denver
	Miami
3.0	Detroit
	Las Vegas
	Minnesota
	New Orleans
2.0	Atlanta
	Buffalo
	Carolina
	Cleveland
	Green Bay
	LA Chargers
	L.A. Rams
	Philadelphia
1.0	Washington
	Arizona
	Cincinnati
	Dallas
0.5	Pittsburgh
	Seattle
	Tampa Bay

Teams w/ no sacks against:

Chicago
Houston
New England
San Francisco

Sacks By Quarterback (45)

Sacks	Quarterback
11.0	Andrew Luck
10.5	Blake Bortles
6.5	Zach Mettenberger
5.0	Jake Locker
4.5	Alex Smith
4.0	Ryan Fitzpatrick
4.0	Eli Manning
4.0	Matthew Stafford
3.5	Blaine Gabbert
3.5	Ryan Tannehill
3.0	Drew Brees
3.0	Matt Hasselbeck
3.0	Philip Rivers
2.5	Peyton Manning
2.5	Mark Sanchez
2.0	Kirk Cousins
2.0	Sam Darnold
2.0	Joe Flacco
2.0	Chad Henne
2.0	Lamar Jackson
2.0	Matt McGloin
2.0	Aaron Rodgers
2.0	Matt Ryan
1.5	Marcus Mariota
1.0	Josh Allen
1.0	Kyle Allen
1.0	Derek Carr
1.0	Andy Dalton
1.0	Robert Griffin III
1.0	Brian Hoyer
1.0	Case Keenum
1.0	Jake Luton
1.0	Baker Mayfield
1.0	Colt McCoy
1.0	Cam Newton
1.0	Dan Orlovsky
1.0	Brock Osweiler
1.0	Carson Palmer
1.0	Christian Ponder
1.0	Dak Prescott
1.0	Ben Roethlisberger
1.0	John Wolford
0.5	Jalen Hurts
0.5	Josh Freeman
0.5	Russell Wilson

144 GAMES AND 107.5 SACKS

Watt's sack of Rams QB John Wolford last week gave him 107.5 sacks in 144 career games. Only nine players in NFL history had more sacks in their first 144 career games.

NFL History - Sacks Thru 1st 144 Career Games

Rnk	Player	Sacks	Seasons
1	Reggie White+	143.0	1985-94
2	DeMarcus Ware	119.5	2005-14
3	Bruce Smith+	119.0	1985-95
4	Jared Allen	118.0	2004-13
5t	Derrick Thomas+	114.5	1989-98
5t	Lawrence Taylor+	114.5	1982-90
7	Leslie O'Neal	111.0	1986-96
8	Von Miller	110.5	2011-21
9	Richard Dent+	108.5	1983-92
10t	J.J. Watt	107.5	2011-22
10t	Chandler Jones	107.5	2012-22
+Hall of Fame Inductee			



A SCORING THREAT ON DEFENSE

One of the NFL's top pass rushers, **Watt** has also proved to be a scoring threat, both on offense and defense. Including postseason, Watt has scored seven TDs in his career (6 regular season, 1 postseason).


He has three career receiving TDs, three INT return TDs and a fumble return TD.

His most recent TD came in Week 12 of 2020 when he picked off a Matthew Stafford pass and returned it 19 yards for a TD in a win vs. Detroit.

Watt's Career Touchdowns

Type	Dist. (Yds)	Opponent
INT Return	19	11/26/20 @ Detroit (QB Matthew Stafford)
Receiving	1	11/30/14 vs. Tennessee
Receiving	2	11/16/14 @ Cleveland
Fumble Return	45	10/9/14 vs. Indianapolis
INT Return	80	9/28/14 vs. Buffalo (QB E.J. Manuel)
Receiving	1	9/14/14 @ Oakland
INT Return	29	1/7/12 vs. Cincinnati (QB Andy Dalton)*

*2011 Postseason



MAKING PLAYS ON THE BALL

Throughout his career, **Watt** has shown a remarkable ability to both force and recover fumbles. Since his rookie season in 2011, he has 26 forced fumbles and 17 fumble recoveries in the regular season.


Watt's 17 fumble recoveries are tied for the most among active players while only three active defenders have more forced fumbles.

Active NFL Leaders – Fumble Recoveries

Rnk	Player (Team)	FR
1t	J.J. Watt (AZ)	17
1t	Lavonte David (TB)	17
3	Justin Houston (Bal)	14
4	Fletcher Cox (Phi)	13
5	Calais Campbell (Bal)	12

Active NFL Leaders – Forced Fumbles

Rnk	Player (Team)	FF
1	Chandler Jones (LV)	33
2	Robert Quinn (Phi)	31
3	Von Miller (Buf)	27
4t	J.J. Watt (AZ)	26
4t	Lavonte David (TB)	26



KNOCKING IT DOWN AT THE LINE

Watt also has 66 passes defended in his career. Among active NFL defensive linemen, only Kansas City's Carlos Dunlap (71) has more.

Active NFL Leaders - Passes Defended (D-Linemen)

Rnk	Player (Team)	FF
1	Carlos Dunlap (KC)	71
2	J.J. Watt (AZ)	66
3t	Calais Campbell (Bal)	57
3t	Cameron Jordan (NO)	57
5	Cameron Heyward (Pit)	43

A WATT OF ACCOMPLISHMENTS

In his first 11 NFL seasons, **Watt** accumulated 547 tackles, 102.0 sacks, 26 forced fumbles, 16 fumble recoveries, 292 QB hits, 177 tackles for loss, 63 passes defended and two INTs during the regular season.

His list of accomplishments is long. Those accolades include being one of just three players in league history to be named AP NFL Defensive Player of the Year at least three times.

There have been eight players in league history that have earned multiple DPOY Awards. Six are enshrined in the Pro Football Hall of Fame. The other two are Watt and Rams DT Aaron Donald.

Players w/ Multiple AP NFL DPOY Awards

Player	DPOY	Years
J.J. Watt	3	2012, 2014-15
Aaron Donald	3	2017-18, 2020
Lawrence Taylor+	3	1981-82, 1986
Reggie White+	2	1987, 1998
Ray Lewis+	2	2000, 2003
Joe Greene+	2	1972, 1974
Mike Singletary+	2	1985, 1988
Bruce Smith+	2	1990, 1996

+Hall of Fame Inductee



WATT'S CAREER SNAPSHOT

NFL Defensive Player of the Year (3x): 2012, 2014, 2015

Walter Payton NFL Man of the Year: 2017

Pro Bowl (5x): 2012, 2013, 2014, 2015, 2018

1st-Team All-Pro (5x): 2012, 2013, 2014, 2015, 2018

NFL Sack Leader (2x): 2012 (20.5), 2015 (17.5)

AFC Defensive Player of the Month: 6 times

AFC Defensive Player of the Week: 7 times

PRESSURE GOES FAR BEYOND SACKS

In addition to his 107.5 career sacks, **Watt** also has 305 QB hits since entering the league in 2011. That is far and away the highest total among active players according to ProFootballReference.com.

Active NFL Leaders - QB Hits

Rnk	Player (Team)	QBH
1	J.J. Watt (AZ)	305
2	Carlos Dunlap (KC)	261
3	Von Miller (Buf)	244
4	Aaron Donald (LAR)	235
5	Calais Campbell (Bal)	231

In the 17 years (2006-22) the site has tracked QB hits, **Watt** owns the NFL's four highest single-season totals.

NFL Single-Season Leaders - QB Hits (2006-20)

Rnk	Player	QBH	Season
1	J.J. Watt	51	2014
2	J.J. Watt	50	2015
3	J.J. Watt	46	2013
4	J.J. Watt	43	2012
5t	Aaron Donald	41	2018
5t	T.J. Watt	41	2020

Watt has 184 tackles for loss in his career, leading all active NFL defenders.

Active NFL Leaders - Tackles for Loss

Rnk	Player (Team)	TFL
1	J.J. Watt (AZ)	184
2t	Calais Campbell (Bal)	164
2t	Von Miller (Buf)	164
4	Aaron Donald (LAR)	158
5	Cameron Jordan (NO)	144

In the last 12 seasons (2011-22), a player has recorded at least 28 tackles for loss in a season five times. **Watt** accounts for three of those five seasons.

NFL Players w/ 28+ Tackles For Loss in a Season (2011-22)

Rnk	Player (Year)	TFL
1	J.J. Watt (2012)	39
2t	J.J. Watt (2014)	29
2t	J.J. Watt (2015)	29
4t	Chandler Jones (2017)	28
4t	Von Miller (2012)	28

A CONSTANT SOURCE OF PRESSURE

Both by the season, and by the game, Watt's sacks have come in bunches. **He is the only active player in the NFL with at least three seasons of 17.0+ sacks.**

Active NFL Leaders – Seasons w/ 17+ Sacks

Rnk	Player (Current Team)	17+	Years (Sacks)
1	J.J. Watt (AZ)	3	2012 (20.5), 2014 (20.5), 2015 (17.5)
2t	Chandler Jones (LV)	2	2017 (17.0), 2019 (19.0)
2t	Robert Quinn (Chi)	2	2013 (19.0), 2021 (18.5)
4t	T.J. Watt (Pit)	1	2021 (22.5)
4t	Shaquil Barrett (TB)	1	2019 (19.5)
4t	Aaron Donald (LAR)	1	2018 (20.5)
4t	Justin Houston (Bal)	1	2014 (22.0)
4t	Von Miller (Buf)	1	2012 (18.5)
4t	Aldon Smith (FA)	1	2012 (19.5)

Watt has 32 career multi-sack (1.5+) performances, the most among all active NFL defenders.

Active NFL Leaders – Games w/ Multiple Sacks (1.5+)

Rnk	Player (Current Team)	Games
1	J.J. Watt (AZ)	32
2t	Von Miller (Buf)	28
2t	Justin Houston (Bal)	28
4t	Chandler Jones (LV)	26
4t	Cameron Jordan (NO)	26

Watt has had at least 2.0 sacks in a game 27 times in his career. That total also leads all active NFL defenders.


Active NFL Leaders – Games w/ 2.0+ Sacks

Rnk	Player (Current Team)	Games
1	J.J. Watt (AZ)	27
2t	Cameron Jordan (NO)	23
2t	Justin Houston (Bal)	23
4t	Chandler Jones (LV)	22
4t	Von Miller (Buf)	22

Watt has six career games with 3.0+ sacks. Among active players, only Justin Houston (8) has more games with 3.0+ sacks than Watt (6).

Active NFL Leaders – Games w/ 3.0+ Sacks

Rnk	Player (Current Team)	Games
1	Justin Houston (Bal)	8
2t	J.J. Watt (AZ)	6
2t	Robert Quinn (Phi)	6
2t	Aaron Donald (LAR)	6
2t	T.J. Watt (Pit)	6



THE NFL STANDARD AT SAFETY

"The guy is a human eraser. He makes a ton of tackles, he brings energy, he brings juice, he's physical. He's our leader and our heart and soul on defense." – GM Steve Keim

S Budda Baker had another outstanding year in 2021 on his way to his fourth career Pro Bowl selection. The All-Pro totaled 98 tackles, 2.0 sacks, six tackles for loss, a career-high three INTs, three QB hits, seven passes defended and a forced fumble in the regular season.

SETTING THE STANDARD AT DEFENSIVE BACK

Over the last four seasons (2019-22), Baker leads all NFL DBs in total (438) and solo (306) tackles - and leads by a wide margin.

NFL Leaders – Total Tackles by a DB (2019-22)

Rnk	Player (Team)	Tackles	Solo	GP
1	Budda Baker (AZ)	438	306	58
2t	Kevin Byard (Ten)	338	228	58
2t	Harrison Smith (Min)	338	242	54
4	S Vonn Bell (Cin)	337	224	54
5	Jessie Bates III (Cin)	335	239	56

INTERCEPTIONS COMING AT A QUICKER PACE NOW

Baker finished the 2021 regular season with a career-high three INTs. Prior to 2021, his career high for INTs in a season was 2 in 2020.

After going without an INT in his first 50 career games, Baker has six in his last 38 games played, including his first INT of 2022 last week vs. the Rams.

Of Baker's six career INTs, four have come against division opponents (2 vs. San Francisco; 1 vs. Los Angeles and 1 vs. Seattle).



THOMPSON'S BIG ASCENT IN 2021

S Jalen Thompson - selected in the fifth round of the 2019 NFL Supplemental Draft out of Washington State - had a Pro Bowl caliber season in 2021. **He established career highs in tackles (120), solo tackles (78), INTs (3), passes defended (7) and tackles for loss (3).**

He was one of just five players - and three defensive backs - in the NFL with 100+ tackles, 3+ INTs and 5+ passes defended during the regular season.

Players w/ 100+ Tackles, 3+ INTs and 5+ PD in 2021

Player (Team)	Tkl	INT	PD
LB Foyesade Oluokun (Atl)	192	3	6
LB Darius Leonard (Ind)	122	4	8
S Jalen Thompson (AZ)	120	3	7
S Xavier Woods (Min)	108	3	10
CB Kenny Moore (Ind)	102	4	13

Thompson's 120 tackles in 2021 were a team high and also marked the second-highest total in the NFL among defensive backs.

2021 NFL Leaders - Total Tackles (DBs)

Rnk	Player (Team)	Tkl
1	S Minkah Fitzpatrick (Pit)	124
2	S Jalen Thompson (AZ)	120
3	S Derwin James (LAC)	118
4	CB Logan Ryan (NYG)	117
5t	S Johnathan Abram (LV)	114
5t	S Harrison Smith (Min)	114



ARIZONA'S OWN INTERCEPTION LEADER

CB Byron Murphy Jr. - a native of Scottsdale and a product of Saguaro High School - was one of the Cardinals top defenders in 2021.

In 16 regular season games, he totaled 64 tackles, 4 INTs (one returned for a TD), 12 passes defended, a forced fumble and a fumble recovery.

Murphy's 4 INTs and 12 passes defended both set career-highs. He had one INT and 18 passes defended in his first two NFL seasons combined (31 games).

Murphy was one of just 11 players in the NFL with 12+ passes defended and 4+ INTs in 2021.

NFL Players with 4+ INTs and 12+ PD (2021)

Player (Team)	PD	INT
J.C. Jackson (NE)	23	8
Trevon Diggs (Dal)	21	11
James Bradberry (NYG)	17	4
Xavien Howard (Mia)	16	5
Jalen Ramsey (LAR)	16	4
Pat Surtain II (Den)	14	4
Kevin Byard (Ten)	13	5
Rasul Douglas (GB)	13	5
Kenny Moore (Ind)	13	4
Byron Murphy Jr. (AZ)	12	4
Justin Simmons (Den)	12	5



GOLDEN GETS A SACK IN SEATTLE

LB Markus Golden recorded his first sack of the season when he took down Seahawks QB Geno Smith in Week 6 at Seattle.

Golden now has 46.0 sacks for his career, including 34.5 as a member of the Cardinals. He sits alone in 12th place on the franchise all-time sacks list, needing just 3.5 more to break into the top-10.

Franchise History – Sacks (Career)

Rnk	Player (Years)	Sacks
1	Chandler Jones (2016-21)	71.5
2	Freddie Joe Nunn (1985-93)	66.5
3	Calais Campbell (2008-16)	56.5
4	Simeon Rice (1996-2000)	51.5
5	Curtis Greer (1982-88)	50.5
6	Ken Harvey (1988-93)	47.5
7	Eric Swann (1991-99)	45.5
8	Darnell Dockett (2004-13)	40.5
9	Bertrand Berry (2004-09)	40.0
10	Al Baker (1983-86)	37.5
11	David Galloway (1982-89)	36.0
12	Markus Golden (2015-18; 20-22)	34.5



GARDECK'S PRODUCTIVE START IN 2022

LB Dennis Gardeck is another defender making his presence felt this season. The former rookie free agent has collected 12 tackles, a sack, an INT, three QB hits, a tackle for loss, a pass defended and a forced fumble in seven games (missed three games due to injury). In addition to his work on defense, Gardeck also has six tackles on special teams.

In Week 4 at Carolina, Gardeck recorded his first career INT and also posted his eighth career sack. He is one of just 13 players in the NFL this season to have a sack and INT in the same game.

Players w/ Sack and Interception in a Game (2022)

Player (Team)	Opponent	Sack	INT
LB Dennis Gardeck (AZ)	10/2 @ Car	1.0	1
LB Justin Houston (Bal)	11/7 @ NO	2.5	1
S.C.J. Gardner-Johnson (Phi)	10/30 vs. Pit	1.0	1
CB Rasul Douglas (GB)	10/30 @ Buf	1.0	1
LB Roquan Smith (Chi)	10/24 @ NE	1.0	1
LB Baron Browning (Den)	10/17 @ LAC	1.0	1
DL Jonathan Allen (Was)	10/13 @ Chi	1.0	1
S Jalen Pitre (Hou)	9/25 @ Chi	1.0	2
CB Decobie Durant (LAR)	9/18 vs. Atl	1.0	1
DE Jerry Hughes (Hou)	9/11 vs. Ind	2.0	1
DE Tramon Walker (Jax)	9/11 @ Was	1.0	1
LB T.J. Watt (Pit)	9/11 @ Cin	1.0	1
DE Boogie Basham (Buf)	9/8 @ LAR	1.0	1



GARDECK AMONG UNRAFTED SACK LEADERS

Gardeck recorded his eighth career sack in the Cardinals Week 4 win at Carolina. Among players who entered the NFL undrafted, Gardeck's 8.0 sacks are the second-most in Cardinals history.

Franchise History – Career Sacks by Undrafted Player

Rnk	Player (Years)	Sacks
1	LB Ronald McKinnon (1996-04)	12.0
2	LB Dennis Gardeck (2018-22)	8.0
3	LB Paris Lenon (2010-12)	7.0
4	DE Fred Wakefield (2001-06)	6.5
5	DE Olsen Pierre (2017-18)	5.5

EXCITING YOUNG TALENT ON THE OUTSIDE

The Cardinals drafted a pair of LBs in the 3rd round of the 2022 NFL Draft, taking San Diego State's **Cameron Thomas** at 87th overall and Cincinnati's **Myjai Sanders** at 100th overall.

In the Week 6 contest at Seattle, both rookies recorded their first career sack. Thomas took down Seahawks QB Geno Smith in the first quarter while Sanders posted his sack in the third quarter.

AMONG THE BEST IN THE COLLEGE RANKS

Both Thomas (2021) and Sanders (2020) were semifinalists for the Bednarik Award as the best defensive player in college football.

As a junior in 2021, Thomas was named the Mountain West Defensive Player of the Year after posting 71 tackles, 20.5 tackles for loss, 11.5 sacks and 21 QB hurries. His 20.5 tackles for loss tied the Mountain West single-season record. According to ProFootballFocus.com, in 2021 Thomas ranked 2nd among all FBS edge defenders with 77 total QB pressures.

A two-time 1st-team American Athletic Conference selection (2020-21), Sanders finished the 2021 season with 62 total pressures, which led the AAC.



PRATER KICKS PAST 1,600 POINTS

After connecting on all four of his FG attempts in Week 3 vs. the Rams, K Matt Prater became just the 24th player in NFL history - and one of just three active players - with at least 1,600 career points.

Active NFL Leaders – Career Points

Rnk	Player (Team)	Points
1	Robbie Gould (SF)	1,889
2	Mason Crosby (GB)	1,857
3	Matt Prater (AZ)	1,624
4	Nick Folk (NE)	1,466
5	Justin Tucker (Bal)	1,439

During his first season with the Cardinals, Prater accumulated 137 points (30 FG, 47 PAT) in 2021. That tied for the second-highest single-season total in franchise history.

Franchise Record – Points (Season)

Rnk	Player (Year)	Points (Type)
1	Neil Rackers (2005)	140 (40 FG, 20 PAT)
2t	Matt Prater (2021)	137 (30 FG, 47 PAT)
2t	Chandler Catanzaro (2015)	137 (28 FG, 53 PAT)
4t	Zane Gonzalez (2019)	127 (31 FG, 34 PAT)
4t	Jay Feely (2013)	127 (30 FG, 37 PAT)

The 2021 season marked Prater's 11th with 100+ points in his career. It was also his seventh consecutive season (2015-21) scoring 100+ points.



ONE OF THE BEST EVER FROM LONG DISTANCE

Prater tied his career high and established a Cardinals single-season record with seven made FGs of 50+ yards in 2021.

Franchise Record – FGs of 50+ Yards (Season)

Rnk	Player (Year)	50+
1	Matt Prater (2021)	7
2	Neil Rackers (2005)	6
3	Neil Rackers (2004)	5
4t	Phil Dawson (2017)	4
4t	Greg Davis (1993)	4

Now in his 17th season, Prater is the NFL's all-time leader with 66 career FGs of 50+ yards.

NFL History – Field Goals Made of 50+ Yards

Rnk	Player	Made	Att.	Pct.
1	Matt Prater	66	89	74.2
2	Sebastian Janikowski	58	105	55.2
3	Justin Tucker	53	73	73.6
3	Jason Hanson	52	93	55.9
5	Adam Vinatieri	45	72	62.5

Prater has made 66-of-89 FG attempts from 50+ yards in his career. His 74.2% success rate is the third-best in NFL history.

NFL History – Field Goal Percentage From 50+ Yards

Rnk	Player	Pct.	Made	Att.
1	Chris Boswell	81.5	22	27
2	Stephen Gostkowski	74.4	32	43
3	Matt Prater	74.2	66	89
4	Justin Tucker	72.6	53	73
5	Jeff Wilkins	72.2	26	36

PRATER (REALLY) GOOD FROM 60+

In Week 2 vs. Minnesota last season - in just his second game with the Cardinals - Prater set a franchise record with a 62-yard FG.

Franchise Record – Longest Field Goal

Rnk	Player	Dist	Opponent
1	Matt Prater	62	9/19/21 vs. Minnesota
2	Jay Feely	61	10/14/12 vs. Buffalo
3	Chandler Catanzaro	60	9/25/16 at Buffalo
4t	Zane Gonzalez	57	9/13/20 at San Francisco
4t	Phil Dawson	57	11/26/17 vs. Jacksonville

There have been just 14 made FGs of at least 62 yards. Prater - who owns the second-longest FG in NFL history (64 yards) - has two of those. He joins Brett Maher (3) as the only kickers in league history with multiple FGs of 62 yards or longer.

NFL History – Longest Made Field Goal

Rnk	Player (Team)	Dist	Opponent
1	Justin Tucker (Bal)	66	9/26/21 at Detroit
2	Matt Prater (Den)	64	12/8/13 vs. Tennessee
3t	Brett Maher (Dal)	63	10/20/19 vs. Philadelphia
3t	Graham Gano (Car)	63	10/7/18 vs. NY Giants
3t	David Akers (SF)	63	9/9/12 at Green Bay
3t	Sebastian Janikowski (Oak)	63	9/12/11 at Denver
3t	Jason Elam (Den)	63	10/25/98 vs. Jacksonville
3t	Tom Dempsey (NO)	63	11/8/70 vs. Detroit
9t	Matt Prater (AZ)	62	9/19/21 vs. Minnesota
9t	Harrison Butker (KC)	62	10/16/22 vs. Buffalo
9t	Brett Maher (Dal)	62	10/13/19 at N.Y. Jets
9t	Brett Maher (Dal)	62	12/9/18 vs. Philadelphia
9t	Stephen Gostkowski (NE)	62	11/19/17 at Oakland
9t	Matt Bryant (TB)	62	10/22/06 vs. Philadelphia

Prater owns franchise records for the longest FG with Denver (64 yards), Arizona (62 yards) and Detroit (59 yards, twice).

LEE STILL KICKING (WELL) IN SEASON #19

K Andy Lee is in his sixth season with the Cardinals - and his 19th season in the NFL - in 2022. Among all active players, only Tampa Bay QB Tom Brady (23rd NFL season in 2022) has played more seasons than Lee.

Active Players with Most Seasons Played (2022 Included)

Rnk	Player (Team)	Seasons	1 st Year
1	QB Tom Brady (TB)	23	2000
2t	P Andy Lee (AZ)	19	2004
2t	OL Jason Peters (Dal)	19	2004
4t	QB Aaron Rodgers (GB)	18	2005
4t	K Robbie Gould (SF)	18	2005

On August 11, Lee turned 40 years old. He joins Brady (45) and Jason Peters (40) as the only active NFL players currently playing in their 40s.

Lee finished in the top-10 in punting average in 15 of his first 18 NFL seasons.

That includes ranking 7th (2017), 1st (2018), 2nd (2019) and 3rd (2021) during his five seasons with the Cardinals.

Lee's 46.6-yard career punting average is the ninth-best total in NFL history.

NFL History – Career Punting Average (Career)

Rnk	Player (Seasons)	Avg.
1t	Shane Lechler (2000-17)	47.6
1t	Michael Dickson (2018-)*	47.6
3	Cameron Johnston (2018-)*	47.2
4	Tress Way (2014-)*	47.1
5t	Johnny Hekker (2012-)*	46.9
5t	Logan Cooke (2018-)*	46.9
7t	Marquette King (2013-18)	46.7
7t	Brandon Fields (2007-15)	46.7
9	Andy Lee (2004-)*	46.6
10	Thomas Morstead (2009-)*	46.5

*Active Player

His 466 career punts inside the 20-yard line rank fourth in NFL history.

NFL History – Punts Inside the 20 (Career)

Rnk	Player (Seasons)	In20
1	Jeff Feagles (1988-2009)	554
2	Dustin Colquitt (2005-21)	483
3	Shane Lechler (2000-17)	469
4	Andy Lee (2004-)*	466
5	Sam Koch (2006-21)	453

*Active Player



LEE STILL AMONG THE NFL'S BEST

Lee's success has not diminished with age. He has been one of the NFL's top punters since joining the Cardinals in 2017. During that time (2017-22) Lee's 47.5-yard punting average ranks third in the NFL.

NFL Leaders – Punting Average (2017-22)

Rnk	Player (Team)	Punts	Avg.
1t	Michael Dickson (Sea)	331	47.6
1t	A.J. Cole (LV)	205	47.6
3	Andy Lee (AZ)	393	47.5
4	Tress Way (Was)	424	47.4
5	Brett Kern (FA)	311	47.2

Lee's five full seasons in Arizona have resulted in the four highest single-season punting averages in franchise history. His 49.0-yard punting average in 2021 broke his own franchise record set in 2018 - when he led the NFL with a 48.6-yard average.

Franchise Record – Punting Average (Season)

Rnk	Player (Season)	Avg.
1	Andy Lee (2021)	49.0
2	Andy Lee (2018)	48.6
3	Andy Lee (2019)	47.8
4	Andy Lee (2017)	47.3
5	Ben Graham (2009)	47.0

It also marked the third-best average in the NFL last season.


NFL Leaders – Punting Avg. (2021)

Rnk	Player (Team)	Gross
1	A.J. Cole (LV)	50.0
2	Jack Fox (Det)	49.2
3	Andy Lee (AZ)	49.0
4t	Bryan Anger (Dal)	48.4
4t	Tress Way (Was)	48.4

A look at where Lee's punting averages have ranked in the NFL during his five full seasons with Arizona:

Lee NFL Rank for Punting Average (2017-21)

Year	Avg.	NFL Rank
2021	49.0	3 rd
2020	44.8	22 nd
2019	47.8	2 nd
2018	48.6	1 st
2017	47.3	7 th





CARDINALS PLAYER NOTES (OFFENSE/SPECIAL TEAMS)

QUARTERBACKS

Colt McCoy – Has thrown for 7,195 yards and 33 TDs while completing 700-of-1,125 passes (61.9%) in 53 games (34 starts) for Cleveland (2010-12), San Francisco (2013), Washington (2014-19), Giants (2020) and Arizona (2021-22). Posted his 3rd win as a starter for the Cardinals last week in Los Angeles, completing 26-of-27 passes (70.3%) for 238 yards and a TD.

Trace McSorley – Baltimore's 2019 sixth-round pick (197th overall) out of Penn State, has appeared in five NFL games.

Kyler Murray – Won the 2018 Heisman Trophy, was selected 9th overall in the 2018 MLB Draft and 1st overall in the 2019 NFL Draft. In Week 8 at Minnesota surpassed 100 career TDs (passing and rushing) for his career.

RUNNING BACKS

James Conner – Two-time Pro Bowler who signed with Arizona in 2021 after four seasons (2017-20) with Pittsburgh, where he played 50 games (33 starts). Has scored 21 TDs in 22 games with the Cards which is tied for the most TDs through a player's first 22 games with the team.

Keaontay Ingram – Cardinals sixth-round pick (201st overall) in the 2022 NFL Draft out of USC. Scored his first career TD (3-yard run) in Arizona's Week 7 win vs. New Orleans.

TIGHT ENDS

Stephen Anderson – Entered the NFL as an undrafted free agent with the Texans and was signed by Arizona this summer after spending the last three seasons with the Chargers.

Zach Ertz – Ten-year NFL veteran, three-time Pro Bowler (2017-19) and first-team All-Pro (2018). Became 2nd-youngest TE to surpass 7,000 career receiving yards on October 2.

Trey McBride – Cardinals 2nd round pick (55th overall) in the 2022 NFL draft out of Colorado State. Winner of the 2021 John Mackey Award as nation's top tight end and named the Mountain West 2021-22 Male Athlete of the Year.

WIDE RECEIVERS

Robbie Anderson – Originally an undrafted rookie free agent, has played in 103 games (85 starts) with the Cardinals (2022), Panthers (2020-22), Jets (2016-19). Has 369 receptions for 4,876 yards and 29 TDs in his career.

Greg Dortch – Originally signed with the Jets as an undrafted rookie free agent in 2019, posted his second TD catch of the season in Arizona's Week 7 win over the Saints.

A.J. Green – Seven-time Pro Bowl selection (2011-17) and two-time 2nd-team All-Pro (2012-13). First WR in history to be named to the Pro Bowl in each of his first seven seasons. Hauled in his first TD catch of the season on a six-yard catch from QB Colt McCoy last week in Los Angeles.

DeAndre Hopkins – Five-time Pro Bowler (2015; 2017-20) and four-time All-Pro (2017-20) became the third-youngest player in history to reach 800 career receptions at Minnesota in Week 8. Has had 10+ receptions in three of four games this season.

Rondale Moore – Selected by the Cardinals in the second-round (49th overall) of the 2021 NFL Draft out of Purdue. Had one of his best games of the 2022 season at Los Angeles in Week 10, totaling 94 yards on nine receptions.

OFFENSIVE LINE

Kelvin Beachum – Selected by Pittsburgh in the seventh round (248th overall) of the 2012 NFL Draft and has started 140 of 145 games played with the Steelers (2012-15), Jaguars (2016), Jets (2017-19) and Cardinals (2020-22).

Rashaad Coward – Originally entered the NFL as an undrafted rookie defensive lineman with Chicago in 2017 and played in one game. Switched to O-Line in 2018 and has appeared in 35 games (16 starts) since. Has played with Chicago (2017-20), Pittsburgh (2021) and Arizona (2022), starting at LG in his Cardinals debut last week at L.A.

Wyatt Davis – A 3rd round (86th overall) draft pick by the Vikings in 2021 out of Ohio State, has appeared in eight games in his career. Made his Cardinals debut vs. the Rams in Week 10 after being claimed off waivers earlier in the week.

Cody Ford – Made his Cardinals debut in the win over New Orleans in Week 7, seeing action at LG. A college teammate of QB Kyler Murray at Oklahoma, Ford played his first three seasons (2019-21) with Buffalo, playing in 38 games (29 starts).

Max Garcia – Has played 99 games (53 starts) with Denver (2015-18) and Arizona (2019-2022). Was claimed off New York Giants practice squad on Sept. 10.

Sean Harlow – Atlanta's fourth round (136th overall) selection of the 2017 NFL Draft and has appeared in 24 games (eight starts) for the Falcons (2019) and Cardinals (2021-2022).

D.J. Humphries – Cardinals first-round pick (24th overall) in the 2015 NFL Draft out of Florida, has started all 83 NFL games played, including all 73 at LT since 2019.

Josh Jones – Arizona's 2020 third-round pick (72nd overall) out of Houston where he started all 45 games he played at LT in four seasons (2016-19) for the Cougars. Has played 38 games (14 starts) for the Cardinals during his first three NFL seasons.

Billy Price – Cincinnati's first-round pick (21st overall) in the 2018 NFL Draft out of Ohio State, started 38 of 63 games played in his career with the Cardinals, Giants and Bengals.

Lecitus Smith – Arizona's second pick in the sixth-round (215th overall) of the 2022 NFL Draft out of Virginia Tech, where he appeared in 45 games at guard and left tackle. Was originally recruited to play tight end. Made his first NFL start at RG on Sunday at Los Angeles.

SPECIALISTS

Aaron Brewer – Entered the league with the Broncos as a rookie free agent and has played 156 regular season and eight playoff games with Denver (2012-15) and Arizona (2016-22).

Andy Lee – The four-time All-Pro joined Arizona in 2017 after playing for the 49ers (2004-14), Browns (2015) and Panthers (2016). Ranks third in NFL history in career punting yards (66,977).

Matt Prater – Two-time Pro Bowler (2013, '16) and NFL record-holder for FGs of 50+ yards (66). Joined Arizona in 2021 after 14 seasons with the Lions, Broncos and Falcons.



DEFENSIVE LINE

Zach Allen – Cardinals third-round pick (65th overall) in the 2019 NFL Draft out of Boston College. Has 7.5 sacks, 25 QB hits and 10 passes defended over his last 21 games after posting 2.0 sacks, 10 QB hits and three passes defended in his first 21 games.

Leki Fotu – Cardinals first pick in the fourth round (114th overall) of the 2020 NFL Draft. Has appeared in 38 games (seven starts) for the Cardinals during his first three NFL seasons. Family hails from the island of Tonga.

Trysten Hill – Cowboys second round pick (58th overall) of the 2019 NFL Draft. Has appeared in 26 games (five starts in his NFL career).

Jonathan Ledbetter – Originally signed with Miami as an undrafted free agent in 2019, has played in nine NFL games with the Dolphins and Cardinals.

J.J. Watt – Five-time first-team All-Pro, five-time Pro Bowl selection, three-time NFL Defensive Player of the Year and 2017 Walter Payton NFL Man of the Year. Has 5.5 sacks this season giving him 107.5 for his career.

LINEBACKERS

Zaven Collins – Selected by the Cardinals in the first round (16th overall) of the 2021 NFL Draft out of Tulsa. Ranks second on the team with 64 tackles in 2022, adding 2.0 sacks, six tackles for loss, a forced fumble, an INT and four passes defended. Posted his first career INT and first career TD in Week 9 when he returned a Geno Smith INT for a TD.

Victor Dimukeje – Selected by Arizona with their first pick of the sixth round (210th overall) of the 2021 NFL Draft out of Duke. Earned All-ACC honors as a junior and senior and named a semifinalist for the 2020 Lott IMPACT Trophy.

Dennis Gardeck – Named a Pro Bowl alternate on special teams in 2019 and selected as a team captain each of the last three seasons (2020-22). Signed by Arizona as a rookie free agent out of Sioux Falls in 2018 and has played 65 games in five seasons.

Markus Golden – Arizona's 2015 second-round pick (58th overall) out of Missouri has appeared in 104 games for the Cardinals (2015-18; 2020-22) and Giants (2019-20). Led the Arizona defense with 11.0 total sacks during the 2021 season.

Kamu Grugier-Hill – Seven-year NFL veteran who posted a career-best 106 tackles season with the Houston Texans in 2021.

Jesse Luketa – Selected by the Cardinals in the seventh round (256th overall) of the 2022 NFL Draft out of Penn State. A native of Ottawa, Ontario, played four seasons (2018-21) at Penn State and appeared in 46 games.

Ben Niemann – Undrafted free agent out of Iowa, signed with Kansas City in 2018 and appeared in 72 games with the Chiefs (2018-21) and Cardinals (2022) and was a member of the Super Bowl LIV championship team.

Myjai Sanders – Selected by Arizona with its second pick in the third round (100th overall) of the 2022 NFL Draft out of Cincinnati. Had a career-high five tackles, his second career sack, his first career forced fumble, a tackle for loss and his first career pass defended last week in Los Angeles.

Isaiah Simmons – Named to the 2020 PFWA All-Rookie team after being selected eighth by the Cardinals out of Clemson. One of two NFL players with 100+ tackles, 4+ forced fumbles and 7+ passes defended last season. Had a 56-yard INT return TD in Week 7 vs. New Orleans and a sack, forced fumble and fumble recovery at Minnesota in Week 8.

Cameron Thomas – Arizona's first pick in the third-round (87th overall) of the 2022 NFL Draft out of San Diego State. Like fellow third-round pick Myjai Sanders, recorded his first career sack when he took down Seahawks QB Geno Smith in Week 6.

Ezekiel Turner – Signed with Arizona as an undrafted rookie free agent out of Washington in 2018. Has blocked two punts and has 47 special teams tackles in 56 career games.

Tanner Vallejo – Buffalo's 2017 sixth-round (195th overall) pick out of Boise State has played 75 games with Buffalo (2017), Cleveland (2018), Washington (2019) and Arizona (2019-22).

DEFENSIVE BACKS

Budda Baker – Arizona's 2017 second-round pick (36th overall) out of Washington is a four-time Pro Bowler (2017, '19-21), three-time team captain (2020-22) and a 2020 first-team All-Pro honors. Despite playing with a high-ankle sprain, posted his 6th career INT last week vs. the Rams.

Chris Banjo – A former undrafted rookie out of SMU, is in his 10th NFL season in 2022. Has played 125 career games with the Packers (2013-16), Saints (2016-18) and Cardinals (2019-22).

Antonio Hamilton – Seven-year NFL veteran has appeared in 77 games (5 starts) with the Raiders (2016-17), Giants (2018-19), Chiefs (2020) and Cardinals (2021-22). Hauled in his first career NFL INT in Week 7.

Christian Matthew – Arizona's first pick in the seventh-round (244th overall) of the 2022 NFL Draft out of Valdosta State becoming the sixth player to be drafted in school history.

Trayvon Mullen Jr. – Las Vegas' second round (40th overall) selection of the 2019 NFL Draft and has appeared in 412 games (31 starts) since entering the NFL. Was teammates with Isaiah Simmons at Clemson.

Byron Murphy Jr. – Scottsdale native and Arizona's 2019 second-round pick (33rd overall) out of Washington. Has recorded 227 tackles, five INTs and 34 passes defended in 55 games (47 starts) during his first four NFL seasons.

Jalen Thompson – Selected by Arizona in the fifth-round of the 2019 NFL Supplemental Draft out of Washington State. Signed a three-year contract extension in September 2022.

Charles Washington – Since entered the league as an undrafted rookie in 2016 with Detroit, has appeared in 64 career games with the Lions (2018-19) and Cardinals (2019-22). Made his 2022 debut last week in Los Angeles.

Marco Wilson – Selected by Arizona in the fourth-round (136th overall) of the 2021 NFL Draft out of Florida. Has started 23 of 24 games played so far in his NFL career. Posted his first career INT and first career TD in Week 6 vs. New Orleans when he picked off a tipped pass at the Saints 38-yard line and returned it for the score.



WEEK 1

Kansas City Chiefs 44, Arizona Cardinals 21

63,697 ■ State Farm Stadium ■ Sep 11, 2022



Kansas City Chiefs	14	9	14	7	—	44
Arizona Cardinals	0	7	0	14	—	21

The Cardinals opened the 2022 regular season against the Kansas City Chiefs at State Farm Stadium. The contest reunited AZ head coach Kliff Kingsbury with KC quarterback Patrick Mahomes, whom he recruited to Texas Tech and coached for three seasons there. On this particular afternoon, it was the pupil who led his team to victory with an impressive passing effort. The 2018 league MVP threw for 360 yards and 5 touchdowns with no INTs in steering the Chiefs to a 44-21 win. Kansas City jumped out early with TDs on their first three drives and never looked back. Playing without several regular starters – including DE JJ Watt, WR DeAndre Hopkins, G Justin Pugh – the Cards battled and late in the first half had opportunities to make it a one score game but could not take advantage of them. The victory gave the Chiefs their eight consecutive season with a week 1 win while the Cardinals fell in the regular season opener for the first time in four seasons under Kingsbury and QB Kyler Murray.

Kansas City received the opening kickoff and proceeded to move 75 yards in 11 plays as Mahomes capped the drive with a 9-yard TD pass to TE Travis Kelce. The next Chiefs drive was equally effective, covering 86 yards in 7 plays. It ended on a Mahomes shovel pass to RB Clyde Edwards-Helaire for a 3-yard score that made it 14-0 late in the opening quarter. The Cards desperately needed a scoring drive and Murray delivered. He completed 4 of 5 pass attempts on the ensuing series, the biggest of which was a 24-yarder to WR Greg Dortch that moved it to the KC35. Shortly thereafter, Kyler scampered 21 yards up the middle to the 2, setting up James Conner's TD run that cut the lead in half at 14-7 two minutes into the second quarter. The next drive saw the Chiefs move 71 yards in 10 plays before facing a 4th-n-2 at the 4; KC went for it and Edwards-Helaire's 4-yard completion from Mahomes made it 20-7 after the PAT failed. With 1:05 to go in the half, the Chiefs continued to lead by 13 and took over at their own 20. On the first play from scrimmage, Mahomes connected with WR Juju Smith-Schuster before LB Dennis Gardeck forced a fumble that CB Byron Murphy recovered at the KC43 with :58 left. AZ soon faced a 4th-n-2 at the 34 but turned it over on downs when Murray's pass attempt was incomplete. The Chiefs quickly moved into position for a 54-yard FG try from Harrison Butker, who returned to action after exiting the game via cart in the first quarter. The kick was good and Kansas City took a 23-7 lead into the halftime locker room.

Kansas City's opening possession of the second half also resulted in a TD, this one a 1-yard pass from Mahomes to TE Jody Fortson. The Chiefs increased their lead to 37-7 late in the third on Mahomes' fifth TD pass of the day, this one a 2-yarder to WR Mecole Hardman. Early in the fourth, Murray's 2-yard TD pass to new Cardinals WR – and Murray's former Oklahoma teammate – Marquise Brown was followed by a successful two-point toss to TE Zach Ertz that made it 37-15. After a TD run by Chiefs RB Isiah Pacheco capped the next KC possession, Ertz's 6-yard TD catch from Murray provided the game's final score with 5:11 remaining.

SCORING DRIVES

TEAM	QTR	TIME	SCORING PLAY	KC	ARI
Chiefs	1	09:37	T.Kelce 9 yd. pass from P.Mahomes (H.Butker kick) (11-75, 5:23)	7	0
Chiefs	1	03:20	C.Edwards-Helaire 3 yd. pass from P.Mahomes (J.Reid kick) (7-86, 4:23)	14	0
Cardinals	2	13:05	J.Conner 2 yd. run (M.Prater kick) (11-75, 5:15)	14	7
Chiefs	2	07:32	C.Edwards-Helaire 4 yd. pass from P.Mahomes (kick failed, wr) (11-75, 5:33)	20	7
Chiefs	2	00:02	H.Butker 54 yd. Field Goal (6-30, 0:33)	23	7
Chiefs	3	09:55	J.Fortson 1 yd. pass from P.Mahomes (H.Butker kick) (4-75, 2:12)	30	7
Chiefs	3	03:56	M.Hardman 2 yd. pass from P.Mahomes (H.Butker kick) (8-66, 4:53)	37	7
Cardinals	4	12:52	M.Brown 6 yd. pass from K.Murray (K.Murray-Z.Ertz pass) (14-75, 6:04)	37	15
Chiefs	4	07:39	I.Pacheco 3 yd. run (H.Butker kick) (9-66, 5:13)	44	15
Cardinals	4	05:11	Z.Ertz 6 yd. pass from K.Murray (pass failed) (6-48, 2:28)	44	21

Team Statistics

	Chiefs	Cardinals
First Downs	33	18
3rd-Down Eff. (Made/Att/Pct)	5/8/63%	3/12/25%
4th-Down Eff. (Made/Att/Pct)	1/1/100%	3/4/75%
Total Net Yards	488	282
Total Plays	66	63
Yards Per Play	7.4	4.5
Rushes/Net Yards	27/128	22/103
Net Passing	360	179
Pass Attempts/Completions	39/30	38/24
Had Intercepted	0	0
Sacked/Yards Lost	0/0	3/26
Punts/Average	2/54.0	5/51.0
Penalties/Yards	3/25	5/49
Fumbles/Lost	5/1	3/0
Possession Time	34:42	25:18

KANSAS CITY CHIEFS

PASSING	ATT	CP	YDS	SK/YD	TD	LG	INT	RTG
Patrick Mahomes	39	30	360	0/0	5	35	0	144.2
TOTAL	39	30	360	0/0	5	35	0	144.2

RUSHING	ATT	YDS	AVG	LG	TD
Isiah Pacheco	12	62	5.2	22	1
Clyde Edwards-Helaire	7	42	6.0	18	0
Jerick McKinnon	4	22	5.5	18	0
Patrick Mahomes	3	5	1.7	4	0
Marquez Valdes-Scantling	1	-3	-3.0	-3	0
TOTAL	27	128	4.7	22	1

RECEIVING	NO	YDS	AVG	LG	TD
Travis Kelce	8	121	15.1	35	1
JuJu Smith-Schuster	6	79	13.2	20	0
Marquez Valdes-Scantling	4	44	11.0	17	0
Clyde Edwards-Helaire	3	32	10.7	25	2
Jerick McKinnon	3	27	9.0	18	0
Mecole Hardman	3	16	5.3	8	1
Sky Moore	1	30	30.0	30	0
Noah Gray	1	10	10.0	10	0
Jody Fortson	1	1	1.0	1t	1
TOTAL	30	360	12.0	35	5

TOP DEFENSE	TOT	SOLO	AST	SCK	YDS	INT
Nick Bolton	10	8	2	0.0	0.0	0
L'Jarius Sneed	8	8	0	1.0	7.0	0
Rashad Fenton	5	4	1	0.0	0.0	0

FIELD GOALS	FGM/FGA	PERCENT	RESULTS
Harrison Butker	1-1	100.0	54G
TOTAL	1-1	100.0	

ARIZONA CARDINALS

PASSING	ATT	CP	YDS	SK/YD	TD	LG	INT	RTG
Kyler Murray	34	22	193	2/18	2	26	0	99.3
Trace McSorley	4	2	12	1/8	0	10	0	56.2
TOTAL	38	24	205	3/26	2	26	0	94.7

RUSHING	ATT	YDS	AVG	LG	TD
Kyler Murray	5	29	5.8	21	0
Eno Benjamin	4	28	7.0	16	0
James Conner	10	26	2.6	8	1
Trace McSorley	3	20	6.7	14	0
TOTAL	22	103	4.7	21	1

RECEIVING	NO	YDS	AVG	LG	TD
Greg Dortch	7	63	9.0	24	0
James Conner	5	29	5.8	11	0
Marquise Brown	4	43	10.8	26	1
Eno Benjamin	3	33	11.0	22	0
Zach Ertz	2	14	7.0	8	1
A.J. Green	2	13	6.5	8	0
Andy Isabella	1	10	10.0	10	0
TOTAL	24	205	8.5	26	2

TOP DEFENSE	TOT	SOLO	AST	SCK	YDS	INT
Budda Baker	13	7	6	0.0	0.0	0
Jalen Thompson	9	9	0	0.0	0.0	0
Zaven Collins	7	4	3	0.0	0.0	0

FIELD GOALS	FGM/FGA	PERCENT	RESULTS
No Field Goals			

CARDINALS GAME SUMMARIES



WEEK 2

Arizona Cardinals 29, Las Vegas Raiders 23 (OT)

61,707 Allegiant Stadium Sep 18, 2022



Arizona Cardinals	0	0	7	16	6	—	29
Las Vegas Raiders	7	13	3	0	0	—	23

The Cardinals made their first-ever appearance at Allegiant Field for a week 2 showdown with the Raiders and it was one for the ages. Vegas jumped out to a 20-0 halftime lead and led 23-7 after 3 quarters. But the gritty Cardinals battled back. And QB Kyler Murray engineered one of the greatest and most improbable comebacks in franchise history. Arizona would score the game's final 22 points, send the contest to overtime with a TD and 2-point conversion as regulation expired, and win it in the extra period with the longest OT return of a fumble in NFL history. It was the franchise's biggest comeback since 1999 and 5th largest ever; it was also the greatest comeback ever against the Raiders.

While the game ended in thrilling fashion for Arizona, its beginning was inauspicious. The Raiders took the opening kickoff, moved 75 yards in 15 plays and Derek Carr's 1-yard TD pass to WR Davante Adams made it 7-0. The next Vegas drive reached the AZ12 in 8 plays before Daniel Carlson's 32-yard FG made it 10-0. The Raiders increased it to 17-0 on their next possession when Carr capped a 7-play, 59-yard drive with his 3-yard scoring pass to TE Darren Waller. With just over 2 minutes to go in the first half, the Cards faced a 3rd-n-2 at the LV42 when Murray's pass attempt to Hollywood Brown was intercepted by CB Amik Robertson. The return set Vegas up at its own 27 with 1:51 to go. That was enough time to move into position for a 55-yard Carlson FG as the half expired that made it 20-0 at intermission. In their history, the Cardinals were 0-88-1 in games they trailed by 20+ points at halftime.

The AZ comeback began on its 2nd offensive series of the 3rd quarter. Murray completed 5 of 7 passes for 66 yards and ended the 79-yard drive with a scoring pass to WR Greg Dortch, a 5-yarder that was his first NFL TD catch. A 47-yard pass interference penalty on the ensuing Vegas possession led to a 25-yard Carlson FG that made it 23-7 late in the 3rd quarter. Two minutes into the 4th, the Cards trailed by 16 but were at the LV11 when they went for it on 4th-n-1. It ended there, though, as Murray's pass was just beyond the reach of TE Zach Ertz. However, 3 straight incompletions led to a punt and more importantly took just 9 seconds off the clock. An 18-yard Dortch punt return set AZ up at its own 46 with 12:07 to play. Murray marched the Cards to the LV25 where they faced a 4th-n-4 midway thru the 4th and down 16. They went for it and converted when Brown made a spectacular 1-handed grab at the 1. A play later, RB Darrel Williams punched it in and the Cards went for 2. What happened on that try was unforgettable and vintage Murray: the QB kept the pass play alive for 20 seconds, snaking around in the backfield for almost 85 total yards before finally outracing the defense to the pylon for a successful conversion. After another Vegas punt, the Cards took over at their own 27, down 8 with 4:43 to play. Needing to cover 73 yards and another 2-point conversion to force OT, AZ soon faced a 4th-n-1 at the LV43. A Murray scramble picked it up. With :30 left it was 4th-n-4 at the 6 when a defensive holding foul kept the drive going. It set up a 1st-n-goal at the 3 but after 3 incompletions it was 4th-n-goal from there with time for one more shot. Murray again delivered, scrambling to his left and into the end zone to cap the incredible 18-play drive. AZ still needed a 2-point conversion to send the game to OT and a delay penalty pushed the try back to the 7. It didn't matter. Murray fired a dart to WR AJ Green in the back of the end zone and the game was tied.

AZ won the OT coin toss and advanced to the LV37. They went for it on 4th-n-1 from there but Brown could not hold onto a Murray pass down the left side and the Raiders took over. On the edge of FG range, they faced 2nd-n-10 at the AZ39 when Carr hit WR Hunter Renfrow with a short pass but LB Isaiah Simmons dislodged the ball with a devastating hit. CB Byron Murphy scooped the loose ball and returned it 59 yards down the sideline to clinch the amazing comeback victory.

SCORING DRIVES

TEAM	QTR	TIME	SCORING PLAY	ARI	LV
Raiders	1	05:22	D.Adams 1 yd. pass from D.Carr (D.Carlson kick) (15-75, 9:38)	0	7
Raiders	2	11:40	D.Carlson 32 yd. Field Goal (9-66, 4:41)	0	10
Raiders	2	07:00	D.Waller 3 yd. pass from D.Carr (D.Carlson kick) (7-59, 2:02)	0	17
Raiders	2	00:00	D.Carlson 55 yd. Field Goal (9-36, 1:51)	0	20
Cardinals	3	06:03	G.Dortch 5 yd. pass from K.Murray (M.Prater kick) (11-79, 5:27)	7	20
Raiders	3	01:38	D.Carlson 25 yd. Field Goal (8-68, 4:25)	7	23
Cardinals	4	08:13	D.Williams 1 yd. run (K.Murray run) (9-54, 3:54)	15	23
Cardinals	4	00:00	K.Murray 3 yd. run (18-73, 4:43)	21	23
Cardinals	OT	03:51	B.Murphy 59 yd. fumble return	29	23

Team Statistics

	Cardinals	Raiders
First Downs	28	20
3rd-Down Eff. (Made/Att/Pct)	3/13/23%	6/11/55%
4th-Down Eff. (Made/Att/Pct)	3/5/60%	0/0/0%
Total Net Yards	413	324
Total Plays	78	61
Yards Per Play	5.3	5.3
Rushes/Net Yards	28/143	21/80
Net Passing	270	244
Pass Attempts/Completions	49/31	39/25
Had Intercepted	1	0
Sacked/Yards Lost	1/7	1/8
Punts/Average	3/45.3	3/53.7
Penalties/Yards	12/120	10/68
Fumbles/Lost	0/0	2/1
Possession Time	36:22	29:47

ARIZONA CARDINALS

PASSING	ATT	CP	YDS	SK/YD	TD	LG	INT	RTG
Kyler Murray	49	31	277	1/7	1	29	1	76.7
TOTAL	49	31	277	1/7	1	29	1	76.7
RUSHING	ATT	YDS	AVG	LG	TD			
Darrel Williams	8	59	7.4	30	1			
Eno Benjamin	8	31	3.9	7	0			
Kyler Murray	5	28	5.6	10	1			
James Conner	7	25	3.6	6	0			
TOTAL	28	143	5.1	30	2			
RECEIVING	NO	YDS	AVG	LG	TD			
Zach Ertz	8	75	9.4	16	0			
Marquise Brown	6	68	11.3	24	0			
Greg Dortch	4	55	13.8	29	1			
Eno Benjamin	3	20	6.7	9	0			
A.J. Green	3	16	5.3	10	0			
James Conner	2	26	13.0	21	0			
Andre Baccellia	2	12	6.0	11	0			
Darrel Williams	2	3	1.5	2	0			
Stephen Anderson	1	2	2.0	2	0			
TOTAL	31	277	8.9	29	1			
TOP DEFENSE	TOT	SOLO	AST	SCK	YDS	INT		
Jalen Thompson	10	7	3	0.0	0.0	0		
Zaven Collins	8	5	3	0.0	0.0	0		
Budda Baker	6	5	1	0.0	0.0	0		
FIELD GOALS	FGM/FGA			PERCENT	RESULTS			
	No Field Goals							

LAS VEGAS RAIDERS

PASSING	ATT	CP	YDS	SK/YD	TD	LG	INT	RTG
Derek Carr	39	25	252	1/8	2	23	0	99.5
TOTAL	39	25	252	1/8	2	23	0	99.5
RUSHING	ATT	YDS	AVG	LG	TD			
Josh Jacobs	19	69	3.6	13	0			
Derek Carr	1	9	9.0	9	0			
Zamir White	1	2	2.0	2	0			
TOTAL	21	80	3.8	13	0			
RECEIVING	NO	YDS	AVG	LG	TD			
Hunter Renfrow	7	59	8.4	20	0			
Darren Waller	6	50	8.3	19	1			
Mack Hollins	5	66	13.2	23	0			
Foster Moreau	3	30	10.0	19	0			
Davante Adams	2	12	6.0	11	1			
Ameer Abdullah	1	23	23.0	23	0			
Josh Jacobs	1	12	12.0	12	0			
TOTAL	25	252	10.1	23	2			
TOP DEFENSE	TOT	SOLO	AST	SCK	YDS	INT		
Divine Deablo	16	6	10	0.0	0.0	0		
Jayon Brown	12	8	4	0.0	0.0	0		
Nate Hobbs	11	9	2	0.0	0.0	0		
FIELD GOALS	FGM/FGA	PERCENT	RESULTS					
Daniel Carlson	3-3	100.0	32G, 55G, 25G					
TOTAL	3-3	100.0						

CARDINALS GAME SUMMARIES



WEEK 3

Los Angeles Rams 20, Arizona Cardinals 12
63,243 ■ **State Farm Stadium** ■ **Sep 25, 2022**



Los Angeles Rams	10	3	7	0	—	20
Arizona Cardinals	0	6	3	3	—	12

In a match-up of 1-1 teams, the defending Super Bowl champion Rams came to State Farm Stadium and jumped out to an early 13-0 lead, thanks to a pair of field goals and a TD. The Cardinals would respond with the game's next three scores. They were lengthy drives of 19, 17 and 16 plays that produced FGs rather than TDs but it still got AZ to within 4 points late in the third quarter. However, LA's second TD of the day made it 20-9 and the Cards would only be able to close to within 8 before running out of time. QB Kyler Murray set career highs in completions (37) and attempts (58) and his favorite target was Marquise Brown. The WR racked up 140 yards on a career-best 14 receptions, a total that tied the 2nd most in franchise history.

The Rams forced a punt on the Cardinals' game opening drive and LA's Michael Hoecht got a hand on it to set the visitors up at the AZ35. Arizona's defense rose to the challenge and limited the Rams to a 22-yard Matt Gay FG that made it 3-0. Following a 3-n-out from the AZ offense, the Rams took over their own 42. Six plays later they had it at the AZ20 when WR Cooper Kupp went in motion, took a handoff from QB Matthew Stafford and raced around the left end for 20 yards and a TD that made it 10-0. Gay's 40-yard FG capped LA's next drive and put the Rams up 13-0 early in the 2nd quarter. With 11:21 left in the half, AZ took over at its own 30 and down 13-0. The Cards would move 65 yards in 19 plays, converting a pair of 4th downs on a much-needed drive. It would reach the 5 but no further and Matt Prater's 23-yard FG made it 13-3 with 1:51 before halftime. After forcing another 3-n-out by the LA offense, the Cards took over at their own 28 with :48 left in the first half. Murray moved them 47 yards, the biggest chunk of which came on a 30-yard completion to WR Greg Dortch on the last play before Prater's 45-yard FG made it 13-65 at intermission.

Arizona opened the 2nd half by forcing a 3-n-out that included a JJ Watt sack of Stafford. The Cards offense then took over at its own 11 and soon faced a 4th-n-1 at the 20; they went for it and RB James Conner converted. The drive would reach the LA31 and Prater's 3rd straight FG – this one from 49 – made it a 4-point game with 5:10 to go in the 3rd quarter. On the ensuing LA possession, the Rams soon faced a 3rd-n-11 from their own 24 when Stafford escaped a sack from LB Zaven Collins and hit Cupp for 11 and the first down. A screen to TE Tyler Higbee picked up 26 yards and Cam Akers' 14-yard TD run ended the drive to put LA up 20-9 with 16 minutes to play. With 11:30 remaining, the Cards had reached the LA26 where they went for it on 4th-n-4 but Murray's pass attempt to Brown was batted away. Up 11 with 7 minutes to go, the Rams advanced to AZ1 and poised to put the game away; however, S Budda Baker forced an Akers fumble that Jalen Thompson recovered to keep it a 2-possession game. Murray would move AZ to the LA13 in 16 plays – the longest of which was 14 yards – and Prater's 31-yard FG with 1:07 pulled the Cards to within 8. They would need an onside kick recovery to keep their hopes alive but the Rams dashed them by successfully corraling the kick.

SCORING DRIVES

TEAM	QTR	TIME	SCORING PLAY	LAR	ARI
Rams	1	09:45	M.Gay 22 yd. Field Goal (8-31, 3:49)	3	0
Rams	1	04:00	C.Kupp 20 yd. run (M.Gay kick) (7-58, 4:50)	10	0
Rams	2	13:23	M.Gay 40 yd. Field Goal (6-58, 3:08)	13	0
Cardinals	2	01:51	M.Prater 23 yd. Field Goal (19-65, 9:30)	13	3
Cardinals	2	00:02	M.Prater 43 yd. Field Goal (8-47, 0:46)	13	6
Cardinals	3	05:10	M.Prater 49 yd. Field Goal (16-58, 7:47)	13	9
Rams	3	01:00	C.Akers 14 yd. run (M.Gay kick) (8-75, 4:10)	20	9
Cardinals	4	01:07	M.Prater 31 yd. Field Goal (17-84, 5:32)	20	12

Team Statistics

	Rams	Cardinals
First Downs	15	23
3rd-Down Eff. (Made/Att/Pct)	3/8/38%	6/18/33%
4th-Down Eff. (Made/Att/Pct)	0/0/0%	4/5/80%
Total Net Yards	339	365
Total Plays	46	81
Yards Per Play	7.4	4.5
Rushes/Net Yards	20/100	21/70
Net Passing	239	295
Pass Attempts/Completions	25/18	58/37
Had Intercepted	0	0
Sacked/Yards Lost	1/10	2/19
Punts/Average	3/45.0	4/40.0
Penalties/Yards	6/35	6/50
Fumbles/Lost	1/1	1/0
Possession Time	26:04	33:56

LOS ANGELES RAMS

PASSING	ATT	CP	YDS	SK/YD	TD	LG	INT	RTG
Matthew Stafford	25	18	249	1/10	0	32	0	103.6
TOTAL	25	18	249	1/10	0	32	0	103.6
RUSHING	ATT	YDS	AVG	LG	TD			
Cam Akers	12	61	5.1	14t	1			
Cooper Kupp	1	20	20.0	20t	1			
Darrell Henderson Jr.	4	17	4.3	7	0			
Matthew Stafford	3	2	0.7	4	0			
TOTAL	20	100	5.0	20T	2			
RECEIVING	NO	YDS	AVG	LG	TD			
Ben Skowronek	4	66	16.5	32	0			
Tyler Higbee	4	61	15.3	26	0			
Cooper Kupp	4	44	11.0	14	0			
Brandon Powell	3	27	9.0	16	0			
Allen Robinson	2	23	11.5	15	0			
Kendall Blanton	1	28	28.0	28	0			
TOTAL	18	249	13.8	32	0			
TOP DEFENSE	TOT	SOLO	AST	SCK	YDS	INT		
Derion Kendrick	9	9	0	0.0	0.0	0		
Bobby Wagner	9	6	3	0.0	0.0	0		
Jalen Ramsey	8	8	0	0.0	0.0	0		
FIELD GOALS	FGM/FGA		PERCENT		RESULTS			
Matt Gay	2-2		100.0		22G, 40G			
TOTAL	2-2		100.0					

ARIZONA CARDINALS

ARIZONA CARDINALS

PASSING	ATT	CP	YDS	SK/YD	TD	LG	INT	RTG
Kyler Murray	58	37	314	2/19	0	30	0	77.8
TOTAL	58	37	314	2/19	0	30	0	77.8
RUSHING	ATT	YDS	AVG	LG	TD			
James Conner	13	39	3.0	10	0			
Eno Benjamin	5	16	3.2	9	0			
Kyler Murray	2	8	4.0	6	0			
Darrel Williams	1	7	7.0	7	0			
TOTAL	21	70	3.3	10	0			
RECEIVING	NO	YDS	AVG	LG	TD			
Marquise Brown	14	140	10.0	20	0			
Greg Dortch	9	80	8.9	30	0			
Zach Ertz	6	45	7.5	12	0			
James Conner	3	18	6.0	7	0			
Andre Baccellia	2	13	6.5	10	0			
Eno Benjamin	2	7	3.5	6	0			
Andy Isabella	1	11	11.0	11	0			
TOTAL	37	314	8.5	30	0			
TOP DEFENSE	TOT	SOLO	AST	SCK	YDS	INT		
Budda Baker	8	5	3	0.0	0.0	0		
Jalen Thompson	7	5	2	0.0	0.0	0		
Zaven Collins	4	4	0	0.0	0.0	0		
FIELD GOALS	FGM/FGA	PERCENT	RESULTS					
Matt Prater	4-4	100.0	23G, 43G, 49G, 31G					
TOTAL	4-4	100.0						

CARDINALS GAME SUMMARIES



WEEK 4 Arizona Cardinals 26, Carolina Panthers 16 69,810 ■ Bank of America Stadium ■ Oct 2, 2022



Arizona Cardinals	0	3	7	16	—	26
Carolina Panthers	0	10	0	6	—	16

The Cardinals traveled to Carolina for a week 4 match-up of teams desperately trying to even their record at 2-2. Arizona had not won a regular season game there since 2002 and the Panthers had won 6 straight in the series. Through two quarters, it looked like they were on their way to making it 7 and took a 10-3 lead into halftime. But the Cards ran off 23 points in the second half as Kyle Murray threw two TDs and ran for another. The AZ defense, meanwhile, was exceptional throughout; it created three takeaways and generally harassed Panthers QB Baker Mayfield all afternoon while limiting RB Christian McCaffrey to 27 rushing yards on 8 attempts. Leading that effort was DE Zach Allen who had a career-day; he finished with 6 tackles, a sack, three knockdowns, two QB hits and a tackle for loss. All of it added up to a 26-16 win that continued Arizona's success on the road with 10 wins in its last 11 opportunities.

On their first possession of the game, the Panthers were stopped on a 3rd-n-1 Mayfield QB sneak and went for it on 4th-n-inches from their own 39; led by LB Zaven Collins, the Cards D stopped McCaffrey and the offense took over. The Cards reached the Carolina 10 where they faced a 4th-n-1 themselves but WR Rondale Moore was tackled behind the line of scrimmage and the threat was extinguished. The game remained scoreless into the 2nd quarter before the Panthers defense created its first points. On 3rd-n-6 from the AZ31, LB Frankie Luvi intercepted a Murray pass intended for Hollywood Brown and returned it 33 yards for a TD. The next series saw the Cards go for it again on 4th-n-1 - this time from their own 42 - but turned it over on downs when the snap went over Murray's head. That gave it back to the Panthers at the AZ42 with 9:02 to go before halftime but they would soon return it. A fumbled exchange between Mayfield and WR Rashard Higgins was recovered by Arizona LB Ben Niemann at the AZ35. The Cards offense then went 50 yards in 8 plays and pull to within 7-3 on Matt Prater's 33-yard FG with 3:34 left in the 2nd quarter. S Jalen Thompson's INT gave the offense the ball back at the AZ18 with 1:05 to go in the half. After a 3-n-out, Carolina took over at its own 35 with :21 left and advanced to the AZ36 on 4 completions before Eddy Pineiro's 54-yard FG as the half expired made it 10-3.

Carolina got the ball to start the 2nd half but on its 3rd play from scrimmage, Allen's 9-yard sack of Mayfield forced a punt. The Cards would then tie the game with a 9-play, 89-yard TD drive. Key plays were a 22-yard reception by TE Zach Ertz and a 37-yard defensive pass interference penalty drawn by WR Marquise Brown. Ertz ended it with a TD pass from Murray on 3rd-n-goal from the 2. After again forcing a Panther punt, the Cards embarked on another long drive, this one consuming 9:26 and extending into the 4th quarter. Matt Prater capped it with his 39-yard FG that gave AZ its first lead at 13-10. On the next play from scrimmage, DE J.J. Watt deflected a Mayfield pass into the air where LB Dennis Gardeck caught it and returned his first career INT 24 yards to the Carolina 5. A play later, Murray ran it in around the right side for a 4-yard TD that made it 20-10 with 10:26 left in the game. Carolina's ensuing series ended when Allen knocked down another Mayfield pass, this time on 4th-n-1 at the CAR 31. Two plays later on 3rd-n-3 from the 23, Murray hit Brown with an over-the-shoulder throw and the WR artfully tapped his toes just inside the end zone. The connection put AZ up 26-10 with 7:37 to play and the game's only other score came on a Mayfield-to-McCaffrey TD pass of 13 yards.

SCORING DRIVES

TEAM	QTR	TIME	SCORING PLAY	ARI	CAR
Panthers	2	12:13	F.Luvu 33 yd. interception return (E.Pineiro kick)	0	7
Cardinals	2	03:34	M.Prater 33 yd. Field Goal (8-50, 3:19)	3	7
Panthers	2	00:00	E.Pineiro 54 yd. Field Goal (5-29, 0:21)	3	10
Cardinals	3	07:42	Z.Ertz 2 yd. pass from K.Murray (M.Prater kick) (9-89, 5:08)	10	10
Cardinals	4	11:22	M.Prater 39 yd. Field Goal (15-57, 9:26)	13	10
Cardinals	4	10:26	K.Murray 4 yd. run (M.Prater kick) (2-5, 0:42)	20	10
Cardinals	4	07:37	M.Brown 23 yd. pass from K.Murray (pass failed) (3-31, 1:36)	26	10
Panthers	4	04:47	C.McCaffrey 13 yd. pass from B.Mayfield (pass failed) (9-74, 2:50)	26	16

Team Statistics

	Cardinals	Panthers
First Downs	20	11
3rd-Down Eff. (Made/Att/Pct)	6/15/40%	2/10/20%
4th-Down Eff. (Made/Att/Pct)	0/2/0%	1/3/33%
Total Net Yards	338	220
Total Plays	70	51
Yards Per Play	4.8	4.3
Rushes/Net Yards	37/132	13/40
Net Passing	206	180
Pass Attempts/Completions	32/23	36/22
Had Intercepted	1	2
Sacked/Yards Lost	1/1	2/17
Punts/Average	3/56.7	4/52.3
Penalties/Yards	7/61	6/76
Fumbles/Lost	2/0	2/1
Possession Time	38:35	21:25

ARIZONA CARDINALS

PASSING	ATT	CP	YDS	SK/YD	TD	LG	INT	RTG
Kyler Murray	32	23	207	1/1	2	23t	1	96.7
TOTAL	32	23	207	1/1	2	23T	1	96.7
RUSHING	ATT	YDS	AVG	LG	TD			
James Conner	15	55	3.7	8	0			
Eno Benjamin	5	36	7.2	15	0			
Kyler Murray	12	26	2.2	10	1			
Darrel Williams	4	19	4.8	13	0			
Rondale Moore	1	-4	-4.0	-4	0			
TOTAL	37	132	3.6	15	1			
RECEIVING	NO	YDS	AVG	LG	TD			
Marquise Brown	6	88	14.7	23t	1			
Zach Ertz	6	47	7.8	23	1			
Trey McBride	3	24	8.0	11	0			
James Conner	3	22	7.3	14	0			
Rondale Moore	3	11	3.7	7	0			
Eno Benjamin	1	9	9.0	9	0			
Greg Dortch	1	6	6.0	6	0			
TOTAL	23	207	9.0	23T	2			
TOP DEFENSE	TOT	SOLO	AST	SCK	YDS	INT		
Zaven Collins	8	6	2	0.0	0.0	0		
Zach Allen	6	3	3	1.0	9.0	0		
Budda Baker	5	2	3	0.0	0.0	0		
FIELD GOALS	FGM/FGA	PERCENT	RESULTS					
Matt Prater	2-2	100.0	33G, 39G					
TOTAL	2-2	100.0						

CAROLINA PANTHERS

PASSING	ATT	CP	YDS	SK/YD	TD	LG	INT	RTG
Baker Mayfield	36	22	197	2/17	1	34	2	61.9
TOTAL	36	22	197	2/17	1	34	2	61.9
RUSHING	ATT	YDS	AVG	LG	TD			
Christian McCaffrey	8	27	3.4	10	0			
DJ Moore	1	11	11.0	11	0			
D'Onta Foreman	1	2	2.0	2	0			
Baker Mayfield	2	0	0.0	0	0			
Laviska Shenault Jr.	1	0	0.0	0	0			
TOTAL	13	40	3.1	11	0			
RECEIVING	NO	YDS	AVG	LG	TD			
Christian McCaffrey	9	81	9.0	34	1			
DJ Moore	6	50	8.3	16	0			
Tommy Tremble	3	34	11.3	16	0			
Robbie Anderson	3	26	8.7	13	0			
Ian Thomas	1	6	6.0	6	0			
TOTAL	22	197	9.0	34	1			
TOP DEFENSE	TOT	SOLO	AST	SCK	YDS	INT		
Frankie Luvu	11	6	5	0.0	0.0	1		
Shaq Thompson	8	3	5	0.0	0.0	0		
Brian Burns	7	4	3	1.0	1.0	0		
FIELD GOALS	FGM/FGA	PERCENT	RESULTS					
Eddy Piñeiro	1-1	100.0	54G					
TOTAL	1-1	100.0						



WEEK 5

Philadelphia Eagles 20, Arizona Cardinals 17

63,919 ■ State Farm Stadium ■ Oct 9, 2022



Philadelphia Eagles	7	7	3	3	—	20
Arizona Cardinals	0	10	0	7	—	17

In week 5, the NFL's only remaining undefeated team came to State Farm Stadium when the 2-2 Cardinals hosted the 4-0 Philadelphia Eagles. The visitors took an early 14-0 but the Cards battled back to tie it at 17 in the 4th. After Philly went up 3 on a go-ahead FG with 1:45 to play, Arizona had a chance to send the game into OT but a 43-yard FG try in the closing seconds was wide right. The Cardinals defense was exceptional holding Philadelphia to a season-low 20 points and just 6 in the second half. Marquise Brown led the Cards with 78 receiving yards on 8 catches with a TD.

The Eagles drew first blood with a TD on their opening offensive possession. Completions of 14 & 10 yards to TE Dallas Goedert were followed by two to WR AJ Brown (15 & 11) that kept the 11-play, 64-yard drive going. QB Jalen Hurts capped it with his 1-yard QB keeper and Philly led 7-0. On the next play from scrimmage, Tyler Murray's pass down the deep middle intended for Brown was intercepted by S CJ Gardner-Johnson, setting the Eagles up at their own 35. However, they would not capitalize as Arizona's defense sent them 3-n-out. Late in the opening quarter, Philly faced a 3rd-n-12 at its own 11 but Hurts found DeVonta Smith for 22 to the 33. A 20-yard connection between those 2 followed and the 16-play, 87-yard drive ultimately concluded with another 1-yard TD sneak. AZ seemed to seize some momentum on the opening play of the next Philly drive when S Jalen Thompson picked a Hurts pass across the middle but replay overturned it. The Cards still sent the Eagles 3-n-out and following the punt took over at their own 43 for their best field position of the day. A 13-yard James Conner run moved it to the 44 and was followed by a 14-yard Brown catch to the PHI32. On 3rd-n-2 from the 25, Murray found Brown in the middle of the field and the speedy WR slipped a tackle before racing into the end zone. AZ forced another Eagles punt and took over at its own 7 with 3:22 to go in the half. Stopped on 3rd down at their own 28, the Cards lined up to punt but ran a fake instead; the snap went to the up-back, RB Darrell Williams, who ran for 7 and picked up the first down. The very lengthy drive (16 plays, 91 yards) took 9:38 off the clock and Matt Amendola's 20-yard FG as the half expired trimmed Philly's lead to 14-10. Amendola was signed during the week as a replacement for the team's regular kicker, Matt Prater (hip).

Philly increased its lead to 17-10 on the opening drive of the 3rd quarter when Cameron Dicker's 42-yard FG capped a 10-play, 51-yard drive. After the teams traded punts, AZ took over at its own 10 in the final minute of the 3rd quarter. Injuries to starting RB James Conner as well as back-ups Darrell Williams and Jonathan Ward, left Eno Benjamin as the Cardinals only available RB. Thanks largely to Murray completing all 6 of his pass attempts on the drive (for 58 yards), AZ reached the PHI11 in 11 plays; from there Benjamin ran it in to tie the game with 9:43 to go in the game. Hurts then led the Eagles into AZ territory and with 4:28 left, they faced 3rd-n-12 at the Cards 36; they picked it up thanks to a 16-yard Hurts-to-Goedert completion. The drive would reach the AZ5 and Dicker's 23-yard FG put Philly up 20-17. After the kickoff, the Cards took over at their own 25 with 1:45 to go and no timeouts. A 15-yard Murray run and 4 completions covered 31 yards, taking the Cards to the PHI34 with :36 left. A Murray burst up the middle appeared to gain 10+ yards on 2nd-n-10 and the Cards stopped the clock with a spike with :22 left. However, officials spotted it as just a 9-yard gain and after the spike it was 4th-n-1 at the 25. AZ sent out the FG unit to tie it but Amendola's 43-yard attempt sailed right.

SCORING DRIVES

TEAM	QTR	TIME	SCORING PLAY	PHI	ARI
Eagles	1	08:02	J.Hurts 1 yd. run (C.Dicker kick) (11-64, 4:13)	7	0
Eagles	2	10:11	J.Hurts 1 yd. run (C.Dicker kick) (16-87, 7:20)	14	0
Cardinals	2	05:24	M.Brown 25 yd. pass from K.Murray (M.Ammendola kick) (6-57, 2:16)	14	7
Cardinals	2	00:00	M.Ammendola 20 yd. Field Goal (16-91, 3:22)	14	10
Eagles	3	09:57	C.Dicker 42 yd. Field Goal (10-51, 5:03)	17	10
Cardinals	4	09:43	E.Benjamin 11 yd. run (M.Ammendola kick) (12-90, 5:37)	17	17
Eagles	4	01:45	C.Dicker 23 yd. Field Goal (17-70, 7:58)	20	17

Team Statistics

	Eagles	Cardinals
First Downs	24	23
3rd-Down Eff. (Made/Att/Pct)	6/13/46%	8/14/57%
4th-Down Eff. (Made/Att/Pct)	1/1/100%	1/1/100%
Total Net Yards	357	363
Total Plays	71	69
Yards Per Play	5.0	5.3
Rushes/Net Yards	33/139	26/124
Net Passing	218	239
Pass Attempts/Completions	36/26	42/28
Had Intercepted	0	1
Sacked/Yards Lost	2/21	1/11
Punts/Average	4/47.0	4/49.0
Penalties/Yards	3/30	2/15
Fumbles/Lost	1/0	0/0
Possession Time	34:39	25:21

PHILADELPHIA EAGLES

PASSING	ATT	CP	YDS	SK/YD	TD	LG	INT	RTG
Jalen Hurts	36	26	239	2/21	0	31	0	89.9
TOTAL	36	26	239	2/21	0	31	0	89.9
RUSHING	ATT	YDS	AVG	LG	TD			
Jalen Hurts	15	61	4.1	17	2			
Miles Sanders	15	58	3.9	12	0			
Kenneth Gainwell	3	20	6.7	11	0			
TOTAL	33	139	4.2	17	2			
RECEIVING	NO	YDS	AVG	LG	TD			
DeVonta Smith	10	87	8.7	22	0			
Dallas Goedert	8	95	11.9	31	0			
A.J. Brown	3	32	10.7	15	0			
Quez Watkins	3	19	6.3	7	0			
Miles Sanders	2	6	3.0	8	0			
TOTAL	26	239	9.2	31	0			
TOP DEFENSE	TOT	SOLO	AST	SCK	YDS	INT		
Chauncey Gardner-Johnson	10	10	0	0.0	0.0	1		
Darius Slay	9	7	2	0.0	0.0	0		
T.J. Edwards	8	5	3	0.0	0.0	0		
FIELD GOALS	FGM/FGA		PERCENT		RESULTS			
Cameron Dicker	2-2		100.0		42G, 23G			
TOTAL	2-2		100.0					

ARIZONA CARDINALS

PASSING	ATT	CP	YDS	SK/YD	TD	LG	INT	RTG
Kyler Murray	42	28	250	1/11	1	28	1	80.5
TOTAL	42	28	250	1/11	1	28	1	80.5
RUSHING	ATT	YDS	AVG	LG	TD			
James Conner	9	55	6.1	17	0			
Kyler Murray	4	42	10.5	15	0			
Eno Benjamin	8	25	3.1	11t	1			
Darrel Williams	3	9	3.0	7	0			
Rondale Moore	2	-7	-3.5	-2	0			
TOTAL	26	124	4.8	17	1			
RECEIVING	NO	YDS	AVG	LG	TD			
Marquise Brown	8	78	9.8	25t	1			
Rondale Moore	7	68	9.7	28	0			
Zach Ertz	6	48	8.0	11	0			
Eno Benjamin	3	28	9.3	16	0			
A.J. Green	3	20	6.7	9	0			
James Conner	1	8	8.0	8	0			
TOTAL	28	250	8.9	28	1			
TOP DEFENSE	TOT	SOLO	AST	SCK	YDS	INT		
Isaiah Simmons	13	8	5	0.0	0.0	0		
Byron Murphy Jr.	9	7	2	0.5	5.0	0		
Marco Wilson	8	7	1	0.0	0.0	0		
FIELD GOALS	FGM/FGA	PERCENT	RESULTS					
Matt Amendola	1-2	50.0	20G, 43WR					
TOTAL	1-2	50.0						

CARDINALS GAME SUMMARIES



WEEK 6

Arizona Cardinals 9, Seattle Seahawks 19
68,867 Lumen Field Oct 16, 2022



Arizona Cardinals	3	0	6	0	—	9
Seattle Seahawks	3	6	3	7	—	19

On a warm, sunny week 6 afternoon in Seattle, the Cardinals faced the Seahawks in a match-up of 2-3 teams that were playing for a share of the division lead. Each team would produce just one touchdown but Seattle complemented theirs with 4 Jason Meyers FGs while the Cardinals turned it over on downs 3 times when going for it on 4th-n-short situations inside the SEA 30. After losing 3 RBs to injury the week before, the Cardinals offense started the game without C Rodney Hudson and soon lost G Justin Pugh to injury. Arizona's defense was again exceptional, limiting Seattle to 19 points and just one touchdown. But that one TD and the 4 FGs were enough for Seattle to secure a 19-9 win on this day to secure the win.

Arizona opened the game by taking the opening kickoff and marching deep into Seattle territory thanks to a pair of big gains on 3rd down. The first came when Kyle Murray converted a 3rd-n-4 from the AZ25 with his 42-yard run to the SEA33. Then on 3rd-6 from the SEA26, a 23-yard catch-and-run by WR Rondale Moore took it to the 3. That set-up Matt Amendola's 23-yard FG that gave Arizona a 3-0 lead and its first opening quarter points of the season. Seattle responded with a FG drive of its own and Jason Myers' 39-yard kick tied the game with 6:41 left in the first quarter; 47 of the drive's 54 yards came on consecutive Kenneth Walker runs of 17 and 34 yards. On the first play of the 2nd quarter, the Cards went for it on 4th-n-4 from the SEA20 but turned it over on downs when Murray's pass was incomplete. Midway thru the 2nd quarter, Seattle marched to the AZ7 and faced a 3rd-n-2. DT Rashard Lawrence tackled Walker in the backfield for a 2-yard loss and Myers' 27-yard FG put the Seahawks up 6-3. With 0:55 left in the first half, Seattle took over at its own 32 with one timeout. A 22-yard Marquise Goodwin reception on the drive's first play was followed by Smith's 24-yard scramble to the AZ22. The Seahawks would reach the 15 but no further and Myers' 3rd FG of the game – this one a 34-yarder – made it 9-3 at intermission.

After forcing a Seattle 3-n-out to open the 3rd quarter, Arizona again advanced deep into Seahawks territory. The biggest plays were a 14-yard Moore reception and a 15-yard Murray run. The Cards faced 4th-n-2 at the 27 and again went for it but under pressure, Murray was forced into an incompletion. Seattle took over from there and received the benefit of a roughing the passer call as well as a defensive holding flag that wiped out a 3rd down stop. Myers' 4th FG of the day (32 yards) would end the drive and put the Seahawks up 12-3 with 4:11 left in the 3rd quarter. On the first play of the next drive, Murray hit Zach Ertz for a 21-yard gain to the SEA43. On 3rd-n-6 from the SEA39, Murray scrambled for the first down but fumbled at the end of the run and Seattle recovered at its own 19. AZ's defense sent the Seahawks 3-n-out, including a sack by rookie LB Myjai Sanders that backed it up to the 10 and forced a Seattle punt from its own end zone. On a frenetic play, LB Ezekiel Turner hit punter Michael Dickson forcing a fumble that S Chris Banjo recovered for a TD. After the PAT kick failed, the Cards trailed 12-9 in the final minute of the 3rd quarter. The Seahawks responded by moving 75 yards in 7 plays and capped it with their first and only TD of the day, an 11-yard Walker run around the left end. Trailing by 10 early in the 4th, the Cards would again advance deep into Seattle territory and again went for it on a 4th-n-short; this time it was 4th-n-2 at the 23 and SEA ended the threat with a sack. The AZ defense would force 3-n-outs on the next two Seattle possessions but the offense could not take advantage and the game ended in a 19-9 Seahawks win.

SCORING DRIVES

TEAM	QTR	TIME	SCORING PLAY	ARI	SEA
Cardinals	1	10:20	M.Amendola 23 yd. Field Goal (10-76, 4:40)	3	0
Seahawks	1	06:41	J.Myers 39 yd. Field Goal (8-54, 3:39)	3	3
Seahawks	2	06:05	J.Myers 27 yd. Field Goal (10-51, 4:44)	3	6
Seahawks	2	00:00	J.Myers 34 yd. Field Goal (7-53, 0:55)	3	9
Seahawks	3	04:11	J.Myers 32 yd. Field Goal (9-58, 5:00)	3	12
Cardinals	3	00:54	C.Banjo fumble recovery in end zone (kick failed, w/)	9	12
Seahawks	4	13:24	K.Walker 11 yd. run (J.Myers kick) (7-75, 2:30)	9	19

Team Statistics

	Cardinals	Seahawks
First Downs	15	19
3rd-Down Eff. (Made/Att/Pct)	4/16/25%	4/14/29%
4th-Down Eff. (Made/Att/Pct)	1/5/20%	0/1/0%
Total Net Yards	315	296
Total Plays	71	66
Yards Per Play	4.4	4.5
Rushes/Net Yards	28/144	30/136
Net Passing	171	160
Pass Attempts/Completions	37/23	31/20
Had Intercepted	1	0
Sacked/Yards Lost	6/51	5/37
Punts/Average	4/40.5	6/48.8
Penalties/Yards	6/53	6/44
Fumbles/Lost	3/1	2/1
Possession Time	30:44	29:16

ARIZONA CARDINALS

PASSING	ATT	CP	YDS	SK/YD	TD	LG	INT	RTG
Kyler Murray	37	23	222	6/51	0	32	1	67.6
TOTAL	37	23	222	6/51	0	32	1	67.6
RUSHING	ATT	YDS	AVG	LG	TD			
Kyler Murray	10	100	10.0	42	0			
Eno Benjamin	15	37	2.5	6	0			
Keaontay Ingram	3	7	2.3	7	0			
TOTAL	28	144	5.1	42	0			
RECEIVING	NO	YDS	AVG	LG	TD			
Zach Ertz	7	70	10.0	32	0			
Rondale Moore	6	49	8.2	26	0			
Marquise Brown	5	68	13.6	26	0			
Eno Benjamin	3	28	9.3	12	0			
A.J. Green	2	7	3.5	5	0			
TOTAL	23	222	9.7	32	0			
TOP DEFENSE	TOT	SOLO	AST	SCK	YDS	INT		
Zaven Collins	8	4	4	2.0	18.0	0		
Markus Golden	8	4	4	1.0	6.0	0		
Jalen Thompson	7	5	2	0.0	0.0	0		
FIELD GOALS	FGM/FGA	PERCENT	RESULTS					
Matt Ammendola	1-1	100.0	23G					
TOTAL	1-1	100.0						

SEATTLE SEAHAWKS

PASSING	ATT	CP	YDS	SK/YD	TD	LG	INT	RTG
Geno Smith	31	20	197	5/37	0	22	0	82.3
TOTAL	31	20	197	5/37	0	22	0	82.3
RUSHING	ATT	YDS	AVG	LG	TD			
Kenneth Walker III	21	97	4.6	34	1			
Geno Smith	6	48	8.0	24	0			
DeeJay Dallas	2	1	0.5	2	0			
Michael Dickson	1	-10	-10.0	-10	0			
TOTAL	30	136	4.5	34	1			
RECEIVING	NO	YDS	AVG	LG	TD			
Noah Fant	6	45	7.5	15	0			
Dee Eskridge	3	39	13.0	16	0			
DK Metcalf	2	34	17.0	17	0			
Marquise Goodwin	2	26	13.0	22	0			
Tyler Lockett	2	17	8.5	10	0			
Kenneth Walker III	2	13	6.5	7	0			
Colby Parkinson	2	11	5.5	7	0			
Will Dissly	1	12	12.0	12	0			
TOTAL	20	197	9.9	22	0			
TOP DEFENSE	TOT	SOLO	AST	SCK	YDS	INT		
Jordyn Brooks	11	6	5	0.0	0.0	0		
Coby Bryant	8	5	3	0.0	0.0	0		
Ryan Neal	7	6	1	1.0	6.0	0		
FIELD GOALS	FGM/FGA	PERCENT	RESULTS					
Jason Myers	4-4	100.0	39G, 27G, 34G, 32G					
TOTAL	4-4	100.0						



WEEK 7

New Orleans Saints 34, Arizona Cardinals 42

63,290 ■ State Farm Stadium ■ Oct 20, 2022



New Orleans Saints	7	7	3	17	—	34
Arizona Cardinals	3	25	7	7	—	42

In a Thursday night match-up vs. New Orleans, the Cardinals improved to 3-4 on the season with a 42-34 victory. They trailed 14-6 with 2:30 to play in the 2nd quarter but exploded for 22 points before halftime in a frenetic, game-changing sequence. Two of the three scores came 62 seconds apart on INT return TDs off Andy Dalton, first by CB Marco Wilson and then by LB Isaiah Simmons. Overall the Cards enjoyed a 3-0 advantage in turnovers. The team was also bolstered tremendously by the return of WR DeAndre Hopkins who had 10 receptions for 103 yards in his first action after missing the first 6 games due to suspension. RB Eno Benjamin had the best game of his career, rushing 12 times for 92 yards with a TD as well as a 2-point conversion. QB Kyle Murray was 20-10 passing for 204 yards and ran for 30 yards on 7 carries while playing turnover-free football.

The high-scoring game's point production began early. On the 4th play from scrimmage, Dalton connected down the deep middle with WR Rashid Shaheed for a 53-yard TD. On the ensuing AZ drive, a 31-yard completion to WR Rondale Moore moved it to the N037. That set-up a 50-yard FG by Rodrigo Blankenship in his first attempt while filling in for the injured Matt Prater. Leading 7-3, the Saints advanced to the AZ10 on their next drive but on 3rd-n-8 from there, Dalton's pass was picked off in the end zone by CB Antonio Hamilton. A 17-yard Murray run was followed by a 45-yarder from Benjamin, setting up Blankenship's 28-yard FG that made it 7-6 early in the 2nd quarter. The Saints responded with a drive that ended on a 3-yard Dalton TD pass to Taysom Hill; it was set-up by a 64-yard catch-n-run from WR Kevin White. Thanks to 6-for-6 passing by Murray, the Cards would move deep into Saints territory on their next drive and went for it on 4th-n-1 at the 4. Murray ran for 2 to the 2 and a play later, rookie RB Keontay Ingram punched it in; that score and Benjamin's run on the 2-point try tied the game at 14 with 2:28 left in the half. On the 2nd play of the ensuing series, Dalton's pass across the middle deflected off the hands WR Marquez Callaway and into the arms of Wilson who raced 38 yards before a leaping dive into the end zone. Now trailing 20-14, the Saints faced a 3rd-n-10 at their own 47. Dalton was pressured by rookie LB Cameron Thomas and his pass down the middle of the field was snared with one hand by Simmons. He returned it 56 yards down the right sideline to complete the pick 6 and the Cards led 28-14 at intermission.

The Saints cut the lead to 28-17 with Will Lutz's FG (25) on their opening possession of the 2nd half. Later in the quarter, the Cards moved 85 yards in 12 plays and took 6:31 off the clock; Murray was 7-8 for 85 yards on the drive and ended it with his 5-yard TD pass to WR Greg Dortch. After Juwan Johnson's 17-yard TD catch from Dalton made it 35-24 with 11:14 to go, the Cards produced another TD drive. The key play was a 15-yard run from Benjamin on 3rd-n-8 from the N020 and set-up his own 5-yard TD run that made it 42-24 with 6:22 remaining. The Saints would add a late TD and FG but AZ recovered two on-side attempts to seal the win.

SCORING DRIVES

TEAM	QTR	TIME	SCORING PLAY	NO	ARI
Saints	1	12:53	R.Shaheed 53 yd. pass from A.Dalton (W.Lutz kick) (4-75, 2:07)	7	0
Cardinals	1	10:54	R.Blankenship 50 yd. Field Goal (6-43, 1:59)	7	3
Cardinals	2	13:15	R.Blankenship 28 yd. Field Goal (9-70, 3:51)	7	6
Saints	2	10:29	T.Hill 3 yd. pass from A.Dalton (W.Lutz kick) (5-75, 2:46)	14	6
Cardinals	2	02:28	K.Ingram 2 yd. run (E.Benjamin run) (13-75, 8:01)	14	12
Cardinals	2	01:50	M.Wilson 38 yd. interception return (kick failed, wl)	14	20
Cardinals	2	00:46	I.Simmons 56 yd. interception return (K.Murray-Z.Ertz pass)	14	28
Saints	3	09:44	W.Lutz 25 yd. Field Goal (9-54, 4:16)	17	28
Cardinals	3	00:29	G.Dortch 5 yd. pass from K.Murray (R.Blankenship kick) (12-85, 6:31)	17	35
Saints	4	11:14	J.Johnson 17 yd. pass from A.Dalton (W.Lutz kick) (5-46, 1:40)	24	35
Cardinals	4	06:22	E.Benjamin 5 yd. run (R.Blankenship kick) (8-64, 4:52)	24	42
Saints	4	03:07	J.Johnson 1 yd. pass from A.Dalton (W.Lutz kick) (11-75, 3:15)	31	42
Saints	4	00:43	W.Lutz 45 yd. Field Goal (10-53, 1:57)	34	42

Team Statistics

	Saints	Cardinals
First Downs	25	21
3rd-Down Eff. (Made/Att/Pct)	6/13/46%	3/10/30%
4th-Down Eff. (Made/Att/Pct)	1/1/100%	1/1/100%
Total Net Yards	494	326
Total Plays	71	60
Yards Per Play	7.0	5.4
Rushes/Net Yards	22/85	29/137
Net Passing	409	189
Pass Attempts/Completions	49/32	29/20
Had Intercepted	3	0
Sacked/Yards Lost	0/0	2/15
Punts/Average	2/47.0	4/44.3
Penalties/Yards	8/49	4/20
Fumbles/Lost	0/0	2/0
Possession Time	29:02	30:58

NEW ORLEANS SAINTS

PASSING	ATT	CP	YDS	SK/YD	TD	LG	INT	RTG
Andy Dalton	47	30	361	0/0	4	64	3	89.1
Taysom Hill	2	2	48	0/0	0	41	0	118.8
TOTAL	49	32	409	0/0	4	64	3	93.0
RUSHING	ATT	YDS	AVG	LG	TD			
Alvin Kamara	11	49	4.5	17	0			
Andy Dalton	4	21	5.3	14	0			
Taysom Hill	3	9	3.0	3	0			
Mark Ingram II	4	6	1.5	5	0			
TOTAL	22	85	3.9	17	0			
RECEIVING	NO	YDS	AVG	LG	TD			
Chris Olave	7	106	15.1	41	0			
Alvin Kamara	7	56	8.0	12	0			
Tre'Quan Smith	5	59	11.8	20	0			
Juwan Johnson	5	32	6.4	17t	2			
Mark Ingram II	3	16	5.3	11	0			
Marquez Callaway	2	20	10.0	12	0			
Kevin White	1	64	64.0	64	0			
Rashid Shaheed	1	53	53.0	53t	1			
Taysom Hill	1	3	3.0	3t	1			
TOTAL	32	409	12.8	64	4			
TOP DEFENSE	TOT	SOLO	AST	SCK	YDS	INT		
Pete Werner	7	3	4	0.0	0.0	0		
Chris Harris	6	5	1	0.0	0.0	0		
Cameron Jordan	6	4	2	1.0	9.0	0		
FIELD GOALS	FGM/FGA			PERCENT		RESULTS		
Wil Lutz	2-2			100.0		25G, 45G		
TOTAL	2-2			100.0				

ARIZONA CARDINALS

PASSING	ATT	CP	YDS	SK/YD	TD	LG	INT	RTG
Kyler Murray	29	20	204	2/15	1	31	0	100.4
TOTAL	29	20	204	2/15	1	31	0	100.4
RUSHING	ATT	YDS	AVG	LG	TD			
Eno Benjamin	12	92	7.7	45	1			
Kyler Murray	7	30	4.3	17	0			
Keaontay Ingram	9	14	1.6	11	1			
Greg Dortch	1	1	1.0	1	0			
TOTAL	29	137	4.7	45	2			
RECEIVING	NO	YDS	AVG	LG	TD			
DeAndre Hopkins	10	103	10.3	18	0			
Eno Benjamin	4	21	5.3	16	0			
Keaontay Ingram	2	23	11.5	24	0			
Zach Ertz	2	21	10.5	15	0			
Rondale Moore	1	31	31.0	31	0			
Greg Dortch	1	5	5.0	5t	1			
TOTAL	20	204	10.2	31	1			
TOP DEFENSE	TOT	SOLO	AST	SCK	YDS	INT		
Zaven Collins	9	6	3	0.0	0.0	0		
Antonio Hamilton	6	6	0	0.0	0.0	1		
Byron Murphy Jr.	5	5	0	0.0	0.0	0		
FIELD GOALS	FGM/FGA	PERCENT	RESULTS					
Rodrigo Blankenship	2-2	100.0	50G, 28G					
TOTAL	2-2	100.0						

CARDINALS GAME SUMMARIES



WEEK 8

Arizona Cardinals 26, Minnesota Vikings 34
66,742 U.S. Bank Stadium Oct 30, 2022



Arizona Cardinals	3	7	13	3	—	26
Minnesota Vikings	7	7	14	6	—	34

The 3-4 Cardinals traveled to the Twin Cities to face a 5-1 Vikings team that had won 4 straight and sat comfortably atop the NFC North. Despite at least five key players missing the game with injuries and spotting the hosts an early lead, Arizona came back to take the lead in the second half. However, three turnovers proved costly and the Vikings would emerge with a 34-26 win. WR DeAndre Hopkins was again outstanding, with 12 catches for 159 yards and a remarkable 1-handed TD catch. QB Kyle Murray threw for 326 yards and 3 TDs while WR Rondale Moore gained 92 yards on his 7 receptions that included a 38-yard TD catch. Minnesota was led by RB Dalvin Cook's 111 rushing yards and QB Kirk Cousins threw for a pair of TDs and ran for one.

The Vikings opened the scoring on the game's first drive, marching to the AZ17. On 3rd-n-4 from here, Cousins eluded the rush and scrambled 17 yards for a TD that put the Vikings up 7-0. The Cards quickly made it 7-3 on the next series when Matt Prater's 44-yard FG capped an 8-play, 49-yard drive. The ensuing possession saw Minnesota advance to the AZ38 where they faced a 4rd-n-2; the Vikes went for it but turned it over on downs with an incompletion. They did, however, go up 14-3 the next time they got the ball on an 83-yard drive that Cousins ended with his 1-yard TD pass to TE Johnny Mundt. Down 11 with 3:39 to go in the half, the Cards took over at their own 28 and in 9 plays moved to the MIN6. On 3rd-n-2 from there, Murray fired to Hopkins in the end zone and the all-pro WR snared it with just his left hand to make it 14-10 with :47 left in the half. Minnesota would advance to the AZ38 where Greg Joseph attempted a 56-yard FG as time expired but it was blocked by Cards DT Leki Fotu.

On its second series of the 3rd quarter, AZ's offense took over at its own 48 following a Vikings 3-n-out. A 33-yard Hopkins completion from Murray moved it to the 8 and from there a Zach Ertz TD catch-n-run would put the Cards up 17-14 with 9:01 left in the third quarter. The Vikings responded with an 8-play, 75-yard TD drive and went ahead 21-17 following Alexander Mattison's 7-yard scoring run. On the next play from scrimmage, Murray's pass down the deep middle was INT'd by S Harrison Smith, setting MIN up at the AZ31. Four plays later, Cook's 4-yard TD run made it 28-17 with 4:07 to go in the third. Murray then completed 4 of 4 passes on the next drive for 70 yards; the biggest play was the final one, a 38-yard catch-n-run by Moore pulled the Cards to within 5 at 28-23 after the 2-point try failed. Three plays later, the Vikings forced a 3rd-n-5 from their own 30 when LB Isaiah Simmons stripped Cousins and recovered the fumble himself. That led to a 34-yard Prater FG early in the 4th that pulled AZ to within 2. The Cards D again forced a Vikings punt on the ensuing possession but returner Greg Dortch muffed it and MIN recovered at the AZ25. On 3rd-n-2 from the AZ5, Cousins hit WR KJ Osborn with a TD pass that made it 34-26 with 8:36 left after the PAT kick failed. Down 8, the Cards would possess the ball three more times. On the first, they reached the MIN44 but Murray's pass attempt to Ertz was INT'd by S Camryn Bynum. The next also reached the MIN44 before turning it over on downs. And the final one reached the MIN37 in the final minute but a pair of sacks ended the comeback hopes.

SCORING DRIVES

TEAM	QTR	TIME	SCORING PLAY	ARI	MIN
Vikings	1	10:12	K.Cousins 17 yd. run (G.Joseph kick) (10-75, 4:48)	0	7
Cardinals	1	06:04	M.Prater 44 yd. Field Goal (8-49, 4:08)	3	7
Vikings	2	09:54	J.Mundt 1 yd. pass from K.Cousins (G.Joseph kick) (9-83, 5:00)	3	14
Cardinals	2	00:47	D.Hopkins 6 yd. pass from K.Murray (M.Prater kick) (10-72, 2:52)	10	14
Cardinals	3	09:01	Z.Ertz 8 yd. pass from K.Murray (M.Prater kick) (5-52, 2:14)	17	14
Vikings	3	05:47	A.Mattison 7 yd. run (G.Joseph kick) (8-75, 3:14)	17	21
Vikings	3	04:07	D.Cook 4 yd. run (G.Joseph kick) (4-31, 1:20)	17	28
Cardinals	3	02:27	R.Moore 38 yd. pass from K.Murray (pass failed) (4-70, 1:40)	23	28
Cardinals	4	12:32	M.Prater 34 yd. Field Goal (7-8, 3:27)	26	28
Vikings	4	08:36	K.Osborn 5 yd. pass from K.Cousins (kick failed, hlu) (4-25, 1:58)	26	34

Team Statistics

	Cardinals	Vikings
First Downs	25	25
3rd-Down Eff. (Made/Att/Pct)	4/11/36%	6/13/46%
4th-Down Eff. (Made/Att/Pct)	0/1/0%	0/1/0%
Total Net Yards	375	381
Total Plays	70	68
Yards Per Play	5.4	5.6
Rushes/Net Yards	22/78	29/173
Net Passing	297	208
Pass Attempts/Completions	44/31	36/24
Had Intercepted	2	0
Sacked/Yards Lost	4/29	3/24
Punts/Average	3/46.3	5/46.6
Penalties/Yards	10/67	10/86
Fumbles/Lost	2/1	1/1
Possession Time	30:33	29:27

ARIZONA CARDINALS

PASSING	ATT	CP	YDS	SK/YD	TD	LG	INT	RTG
Kyler Murray	44	31	326	4/29	3	38t	2	95.5
TOTAL	44	31	326	4/29	3	38T	2	95.5
RUSHING	ATT	YDS	AVG	LG	TD			
Kyler Murray	6	36	6.0	8	0			
Eno Benjamin	9	22	2.4	7	0			
Rondale Moore	2	12	6.0	9	0			
Darrel Williams	5	8	1.6	5	0			
TOTAL	22	78	3.5	9	0			
RECEIVING	NO	YDS	AVG	LG	TD			
DeAndre Hopkins	12	159	13.3	33	1			
Rondale Moore	7	92	13.1	38t	1			
Zach Ertz	4	34	8.5	13	1			
Eno Benjamin	4	23	5.8	15	0			
Greg Dortch	2	12	6.0	8	0			
Darrel Williams	2	6	3.0	6	0			
TOTAL	31	326	10.5	38T	3			
TOP DEFENSE	TOT	SOLO	AST	SCK	YDS	INT		
Budda Baker	10	8	2	0.0	0.0	0		
Jalen Thompson	6	5	1	0.0	0.0	0		
Isaiah Simmons	5	5	0	1.0	6.0	0		
FIELD GOALS	FGM/FGA	PERCENT	RESULTS					
Matt Prater	2-2	100.0	44G, 34G					
TOTAL	2-2	100.0						

MINNESOTA VIKINGS

PASSING	ATT	CP	YDS	SK/YD	TD	LG	INT	RTG
Kirk Cousins	36	24	232	3/24	2	29	0	103.0
TOTAL	36	24	232	3/24	2	29	0	103.0
RUSHING	ATT	YDS	AVG	LG	TD			
Dalvin Cook	20	111	5.6	30	1			
Alexander Mattison	5	40	8.0	15	1			
Kirk Cousins	4	22	5.5	17t	1			
TOTAL	29	173	6.0	30	3			
RECEIVING	NO	YDS	AVG	LG	TD			
Justin Jefferson	6	98	16.3	29	0			
Adam Thielen	6	67	11.2	18	0			
Dalvin Cook	5	30	6.0	11	0			
Irv Smith Jr.	4	28	7.0	11	0			
K.J. Osborn	2	8	4.0	5t	1			
Johnny Mundt	1	1	1.0	1t	1			
TOTAL	24	232	9.7	29	2			
TOP DEFENSE	TOT	SOLO	AST	SCK	YDS	INT		
Cameron Dantzler Sr.	9	9	0	0.0	0.0	0		
Za'Darius Smith	7	7	0	3.0	22.0	0		
Eric Kendricks	7	6	1	0.0	0.0	0		
FIELD GOALS	FGM/FGA	PERCENT	RESULTS					
Greg Joseph	0-1	0.0	56B					
TOTAL	0-1	0.0						



CARDINALS GAME SUMMARIES



WEEK 9 Seattle Seahawks 31, Arizona Cardinals 21 63,982 ■ State Farm Stadium ■ Nov 6, 2022



Seattle Seahawks	3	7	7	14	—	31
Arizona Cardinals	7	0	7	7	—	21

The NFC West-leading Seahawks (5-3) came to Arizona for a showdown with the Cardinals (3-5), who were playing the first of 3 straight division games. It was a back-and-forth contest but after surrendering a pick-6 that put AZ up by 4 in the 3rd quarter, the Seahawks scored TDs on each of their final 3 possessions. That finish allowed them to leave town with a 31-21 victory, their 4th straight victory on the season.

Seattle got on the board on the game's first series when Jason Myers' 49-yard FG capped an 8-play, 34-yard drive. The Cardinals answered with their first 1st quarter TD of the season: Tyler Murray ran for 21 on 3rd-n-5 and completed 4 of 4 passes, the last of which was a 22-yard TD completion to WR DeAndre Hopkins down the right sideline. The teams exchanged 3-n-outs before Seattle re-claimed the lead at 10-7 when DK Metcalf's 4-yard TD catch from Geno Smith ended a 12-play, 79-yard possession. The next time the Seahawks got the ball, they advanced to the AZ36 where they went for it on 4th-n-2; there DT Zach Allen sniffed out a Seattle shovel pass and snuffed out the play for a 4-yard loss. Down 3 late in the half, the Cards were threatening at the SEA40 and they went for it on 4th-n-4. Murray scrambled up the middle for 9 but the Seahawks forced the ball out at the end of the run and they recovered at the SEA23. The takeaway allowed Seattle to head to the halftime locker room with a 10-7 lead.

On their 2nd drive of the 3rd quarter, Seattle took over at its own 40. On the first play of that drive, Smith tried to loop a pass into the flat over AZ's Zaven Collins. However, the 2nd year LB stabbed it from the air and returned his first NFL interception 30 yards for a score that put the Cards up 14-10 with 9:18 left in the 3rd. Seattle responded with a 13-play, 75-yard drive and went back ahead when Smith's 3rd-n-6 pass from the 9 found WR Tyler Lockett in the end zone. After forcing an AZ punt, the Seahawks produced another 13-play drive, this one covering 81 yards and ending on Kenneth Walker's 1-yard TD run that made it 24-14 midway through the 4th. The Cards needed a scoring drive and they got it, moving 75 yards in 14 plays. Murray's 6-yard TD pass to TE Zach Ertz made it a 3-point game with 3:32 left. After the kickoff, Seattle took over at its own 15 up 3 with 3:30 to play and AZ holding 3 timeouts. On the first play, though, Smith rolled to his right and found TE Noah Fant with a short pass that he took 51 yards to the AZ31. Four plays later, Walker's 5-yard touchdown run made it 31-21 and effectively put the game out of reach.

SCORING DRIVES

TEAM	QTR	TIME	SCORING PLAY	SEA	ARI
Seahawks	1	10:50	J.Myers 49 yd. Field Goal (8-34, 4:10)	3	0
Cardinals	1	06:17	D.Hopkins 22 yd. pass from K.Murray (M.Prater kick) (9-83, 4:33)	3	7
Seahawks	2	11:59	D.Metcalf 4 yd. pass from G.Smith (J.Myers kick) (12-79, 6:08)	10	7
Cardinals	3	09:18	Z.Collins 30 yd. interception return (M.Prater kick)	10	14
Seahawks	3	02:43	T.Lockett 9 yd. pass from G.Smith (J.Myers kick) (13-75, 6:35)	17	14
Seahawks	4	07:32	K.Walker 1 yd. run (J.Myers kick) (13-81, 6:46)	24	14
Cardinals	4	03:32	Z.Ertz 6 yd. pass from K.Murray (M.Prater kick) (14-75, 4:00)	24	21
Seahawks	4	02:14	K.Walker 5 yd. run (J.Myers kick) (5-85, 1:18)	31	21

Team Statistics

	Seahawks	Cardinals
First Downs	27	15
3rd-Down Eff. (Made/Att/Pct)	10/15/67%	6/14/43%
4th-Down Eff. (Made/Att/Pct)	0/1/0%	0/2/0%
Total Net Yards	421	262
Total Plays	70	61
Yards Per Play	6.0	4.3
Rushes/Net Yards	34/158	21/122
Net Passing	263	140
Pass Attempts/Completions	34/26	35/25
Had Intercepted	1	0
Sacked/Yards Lost	2/12	5/35
Punts/Average	3/54.0	6/48.0
Penalties/Yards	6/34	12/77
Fumbles/Lost	1/0	3/1
Possession Time	34:31	25:29

SEATTLE SEAHAWKS

PASSING	ATT	CP	YDS	SK/YD	TD	LG	INT	RTG
Geno Smith	34	26	275	2/12	2	51	1	106.9
TOTAL	34	26	275	2/12	2	51		106.9
RUSHING	ATT	YDS	AVG	LG	TD			
Kenneth Walker III	26	109	4.2	15	2			
Geno Smith	6	38	6.3	18	0			
Travis Homer	1	7	7.0	7	0			
DeeJay Dallas	1	4	4.0	4	0			
TOTAL	34	158	4.6	18	2			
RECEIVING	NO	YDS	AVG	LG	TD			
Noah Fant	5	96	19.2	51	0			
Tyler Lockett	5	67	13.4	30	1			
DK Metcalf	5	37	7.4	9	1			
Travis Homer	3	25	8.3	22	0			
Will Dissly	3	24	8.0	13	0			
Kenneth Walker III	3	20	6.7	13	0			
Colby Parkinson	2	6	3.0	10	0			
TOTAL	26	275	10.6	51	2			
TOP DEFENSE	TOT	SOLO	AST	SCK	YDS	INT		
Jordyn Brooks	12	11	1	0.0	0.0	0		
Coby Bryant	6	6	0	0.0	0.0	0		
Michael Jackson	6	5	1	0.0	0.0	0		
FIELD GOALS	FGM/FGA	PERCENT	RESULTS					
Jason Myers	1-1	100.0	49G					
TOTAL	1-1	100.0						

ARIZONA CARDINALS

PASSING	ATT	CP	YDS	SK/YD	TD	LG	INT	RTG
Kyler Murray	35	25	175	5/35	2	22t	0	101.5
TOTAL	35	25	175	5/35	2	22T	0	101.5
RUSHING	ATT	YDS	AVG	LG	TD			
Kyler Murray	8	60	7.5	21	0			
James Conner	7	45	6.4	14	0			
Eno Benjamin	4	12	3.0	5	0			
Greg Dortch	1	3	3.0	3	0			
Keaontay Ingram	1	2	2.0	2	0			
TOTAL	21	122	5.8	21	0			
RECEIVING	NO	YDS	AVG	LG	TD			
Rondale Moore	8	69	8.6	18	0			
Zach Ertz	5	40	8.0	14	1			
James Conner	5	19	3.8	8	0			
DeAndre Hopkins	4	36	9.0	22t	1			
Eno Benjamin	1	15	15.0	15	0			
Greg Dortch	1	0	0.0	0	0			
Robbie Anderson	1	-4	-4.0	-4	0			
TOTAL	25	175	7.0	22T	2			
TOP DEFENSE	TOT	SOLO	AST	SCK	YDS	INT		
Budda Baker	11	7	4	0.0	0.0	0		
Isaiah Simmons	8	6	2	1.0	7.0	0		
Zaven Collins	7	4	3	0.0	0.0	1		
FIELD GOALS	FGM/FGA			PERCENT		RESULTS		
No Field Goals								



WEEK 10

Arizona Cardinals 27, Los Angeles Rams 17

71,752 ■ SoFi Stadium ■ Nov 13, 2022



Arizona Cardinals	3	14	0	10	—	27
Los Angeles Rams	3	0	7	7	—	17

In a week 10 divisional match-up of banged-up squads in LA, the 3-6 Cardinals took on the 3-5 Rams. Both teams were without their starting QBs – Kyle Murray (hamstring) and Matthew Stafford (concussion) – and Arizona was also without several key other contributors like CB Byron Murphy and K Matt Prater. The absence of LT DJ Humphries meant the Cards also fielded an offensive line with just one starter remaining from its original unit. Back-up Colt McCoy filled in more than capably at QB, completing 26 of 37 passes for 238 yards with a TD and no INTs. His top two receivers were DeAndre Hopkins (10-98) and Rondale Moore (9-94) while RB James Conner ran for 2 TDs, amassing for 86 total yards (21-69 rushing). S Budda Baker was expected to miss the game with an ankle injury suffered the week before but played and contributed to a stellar overall defensive effort, clinching the game with a key 4th quarter INT. Arizona also neutralized two Rams who rank among the NFL's best players: DT Aaron Donald recorded to just one QB hit and no sacks while WR Cooper Kupp was limited to minus-1 yard on 3 catches before exiting in the 4th quarter (ankle).

Each offense produced 36-yard FGs on their opening possessions after identical 14-play, 57-yard drives. First it was LA's Matt Gay on the Rams' initial series that gave them a 3-0 lead. But Arizona responded when it got the ball, passing on the drive's first 11 plays. The Cards converted a 4th-n-2 at the LA37 on an AJ Green completion from McCoy. They also converted on a pair of key 3rd downs, the second of which was a 12-yard completion to TE Zach Ertz on 3rd-n-4 at the LA 37; unfortunately Ertz exited the game with a knee injury suffered on the play. The pick-up did extend the drive that culminated with a game-tying FG from kicker Tristan Vizcaino, who was signed the day before to fill in for the ill Prater.

After that game-opening FG, the AZ defense forced three consecutive 3-n-outs and the offense took over at its own 36 with 8:27 left in the 2nd quarter. McCoy completed 4 straight passes to Hopkins covering 38 yards and the Cards reached the LA6 where they faced a 4th-n-1. They went for it and McCoy picked it up with a 2-yard run to the 4. One play later, RB James Conner ran straight up the middle and AZ led 10-3 with 1:56 left before halftime. About 20 seconds later on 2nd-n-10 at the LA44, LB Myjai Sanders got to QB John Wolford, forcing a loose ball that DE JJ Watt scooped and was taking to the end zone but referee Clete Blakeman blew it dead as an incompletion rather than a sack/fumble. Replay review was able to correct the mistake by giving AZ possession at the 30 but the officiating error denied Watt's TD. However, a 5-yard Conner run sandwiched between Moore catches of 13 and 6 yards soon made it 1st-n-goal at the 6 with :39 left. Two plays later, WR AJ Green made a toe-tapping catch of a McCoy pass in the back corner of the end zone to put AZ up 17-3 going into intermission.

With 4:24 left in the 3rd quarter, Rams RB Darrell Henderson's 4-yard TD run cut Arizona's lead 17-10 and it remained that was into the 4th. With 8:45 left, AZ went for it on 4th-n-3 at the LA41 in one of the game's pivotal plays. McCoy lofted it deep down the left sideline where Moore made an amazing grab that covered 26 yards to the LA15. Two plays later, Conner ran it from 9 yards around the left end and the Cards led 24-10 with 7:41 remaining. A couple minutes later, Wolford's pass down the deep middle was deflected by LB Isaiah Simmons and INT'd by Baker who returned it 53 yards to the LA25. That set-up a 46-yard Vizcaino FG that made it 27-10 and the only remaining score was a Rams TD with :07 left.

SCORING DRIVES

TEAM	QTR	TIME	SCORING PLAY	ARI	LAR
Rams	1	06:16	M.Gay 36 yd. Field Goal (14-57, 8:44)	0	3
Cardinals	1	00:13	T.Vizcaino 36 yd. Field Goal (14-57, 6:03)	3	3
Cardinals	2	01:56	J.Conner 4 yd. run (T.Vizcaino kick) (13-66, 6:31)	9	3
Cardinals	2	00:24	A.Green 6 yd. pass from C.McCoy (T.Vizcaino kick) (5-30, 1:10)	17	3
Rams	3	04:24	D.Henderson 4 yd. run (M.Gay kick) (7-59, 3:07)	17	10
Cardinals	4	07:41	J.Conner 9 yd. run (T.Vizcaino kick) (9-60, 5:03)	24	10
Cardinals	4	03:44	T.Vizcaino 46 yd. Field Goal (4--3, 1:49)	27	10
Rams	4	00:07	V.Jefferson 3 yd. pass from J.Wolford (M.Gay kick) (11-75, 3:37)	27	17

Team Statistics

	Cardinals	Rams
First Downs	18	18
3rd-Down Eff. (Made/Att/Pct)	5/15/33%	3/11/27%
4th-Down Eff. (Made/Att/Pct)	3/3/100%	2/2/100%
Total Net Yards	298	256
Total Plays	65	60
Yards Per Play	4.6	4.3
Rushes/Net Yards	26/78	20/66
Net Passing	220	190
Pass Attempts/Completions	37/26	37/25
Had Intercepted	0	1
Sacked/Yards Lost	2/18	3/19
Punts/Average	5/47.4	5/50.4
Penalties/Yards	10/67	5/29
Fumbles/Lost	2/0	2/1
Possession Time	32:01	27:59

ARIZONA CARDINALS

PASSING	ATT	CP	YDS	SK/YD	TD	LG	INT	RTG
Colt McCoy	37	26	238	2/18	1	26	0	96.5
TOTAL	37	26	238	2/18	1	26	0	96.5

RUSHING	ATT	YDS	AVG	LG	TD
James Conner	21	69	3.3	9t	2
Keaontay Ingram	1	5	5.0	5	0
Colt McCoy	4	4	1.0	3	0
TOTAL	26	78	3.0	9T	2

RECEIVING	NO	YDS	AVG	LG	TD
DeAndre Hopkins	10	98	9.8	25	0
Rondale Moore	9	94	10.4	26	0
James Conner	3	17	5.7	8	0
A.J. Green	2	10	5.0	6t	1
Zach Ertz	1	12	12.0	12	0
Trey McBride	1	7	7.0	7	0
TOTAL	26	238	9.2	26	1

TOP DEFENSE	TOT	SOLO	AST	SCK	YDS	INT
Antonio Hamilton	11	10	1	0.0	0.0	0
Isaiah Simmons	7	7	0	0.0	0.0	0
Ben Niemann	6	3	3	0.0	0.0	0

FIELD GOALS	FGM/FGA	PERCENT	RESULTS
Tristan Vizcaino	2-2	100.0	36G, 46G
TOTAL	2-2	100.0	

LOS ANGELES RAMS

PASSING	ATT	CP	YDS	SK/YD	TD	LG	INT	RTG
John Wolford	36	24	212	3/19	1	25	1	79.9
Bryce Perkins	1	1	-3	0/0	0	-3	0	79.2
TOTAL	37	25	209	3/19	1	25	1	79.7

RUSHING	ATT	YDS	AVG	LG	TD
Cam Akers	6	22	3.7	10	0
Darrell Henderson Jr.	6	21	3.5	6	1
Kyren Williams	1	9	9.0	9	0
Brandon Powell	1	7	7.0	7	0
Bryce Perkins	3	4	1.3	8	0
John Wolford	3	3	1.0	4	0
TOTAL	20	66	3.3	10	1

RECEIVING	NO	YDS	AVG	LG	TD
Tyler Higbee	8	73	9.1	25	0
Allen Robinson	4	44	11.0	14	0
Kyren Williams	3	30	10.0	14	0
Van Jefferson	3	27	9.0	19	1
Cooper Kupp	3	-1	-0.3	2	0
Ben Skowronek	2	14	7.0	8	0
Darrell Henderson Jr.	1	11	11.0	11	0
Brycen Hopkins	1	11	11.0	11	0
TOTAL	25	209	8.4	25	1

TOP DEFENSE	TOT	SOLO	AST	SCK	YDS	INT
Ernest Jones	10	6	4	0.0	0.0	0
Nick Scott	9	8	1	0.0	0.0	0
Bobby Wagner	9	4	5	1.0	9.0	0

FIELD GOALS	FGM/FGA	PERCENT	RESULTS
Matt Gay	1-1	100.0	36G
TOTAL	1-1	100.0	

WON 4, LOST 6

09/11	L	21-44	Kansas City	63,697
09/18	W	29-23 (OT)	at Las Vegas	61,707
09/25	L	12-20	L.A. Rams	63,243
10/02	W	26-16	at Carolina	69,810
10/09	L	17-20	Philadelphia	63,919
10/16	L	9-19	at Seattle	68,867
10/20	W	42-34	New Orleans	63,290
10/30	L	26-34	at Minnesota	66,742
11/06	L	21-31	Seattle	63,982
11/13	W	27-17	at L.A. Rams	71,752

2022 TEAM STATISTICS

	ARI	OPP.
FIRST DOWNS	206	217
Rushing	70	72
Passing	121	130
Penalty	15	15
Third Down-Made/Att	48/138	51/116
Third Down Efficiency	34.8%	44.0%
Fourth Down-Made/Att	16/29	6/11
Fourth Down Efficiency	55.2%	54.5%
TOTAL NET YARDS	3,337	3,576
Avg. Per Game	333.7	357.6
Total Plays	688	630
Avg. Per Play	4.9	5.7
NET YARDS RUSHING	1,131	1,105
Avg. Per Game	113.1	110.5
Total Rushes	260	249
Avg. Per Rush	4.4	4.4
NET YARDS PASSING	2,206	2,471
Avg. Per Game	220.6	247.1
Sacked/Yards Lost	27/212	19/148
Gross Yards	2,418	2,619
Attempts/Completions	401/268	362/248
Pct. of Completion	66.8%	68.5%
Had Intercepted	6	7
PUNTS/AVERAGE	41/46.8	37/49.6
Net Punting Average	39.2	44.5
PUNT RETURN/AVG.	21/6.1	25/9.3
KICKOFF RETURN/AVG.	18/20.8	12/19.5
INTERCEPTION RETURN/AVG.	7/28.7	6/11.2
PENALTIES/YARDS	74/579	63/476
FUMBLES/BALL LOST	18/3	17/7
TOUCHDOWNS	27	30
Rushing	9	12
Passing	13	17
Returns	5	1
EXTRA POINTS/ATTEMPTS	16/18	27/29
TWO POINT CONVERSION/ATT.	5/8	0/1
FIELD GOALS/ATTEMPTS	14/15	17/18
AVG. TIME OF POSSESSION	30:36	29:24

SCORE BY PERIODS	Q1	Q2	Q3	Q4	OT	PTS
TEAM	19	72	50	83	6	230
OPPONENTS	61	69	61	67	0	258

SCORING	TD	RU	PA	RT	K-PAT	FG	2PT	S	PTS
M. Prater	0	0	0	0	9/9	8/8	0	0	33
Z. Ertz	4	0	4	0	0/0	0/0	2	0	28
M. Brown	3	0	3	0	0/0	0/0	0	0	18
J. Conner	3	3	0	0	0/0	0/0	0	0	18
E. Benjamin	2	2	0	0	0/0	0/0	1	0	14
K. Murray	2	2	0	0	0/0	0/0	1	0	14
G. Dortch	2	0	2	0	0/0	0/0	0	0	12
D. Hopkins	2	0	2	0	0/0	0/0	0	0	12
T. Vizcaino	0	0	0	0	3/3	2/2	0	0	9
M. Ammendola	0	0	0	0	2/3	2/3	0	0	8
R. Blankenship	0	0	0	0	2/3	2/2	0	0	8
A. Green	1	0	1	0	0/0	0/0	1	0	8
C. Banjo	1	0	0	1	0/0	0/0	0	0	6
Z. Collins	1	0	0	1	0/0	0/0	0	0	6
K. Ingram	1	1	0	0	0/0	0/0	0	0	6
R. Moore	1	0	1	0	0/0	0/0	0	0	6
B. Murphy Jr.	1	0	0	1	0/0	0/0	0	0	6
I. Simmons	1	0	0	1	0/0	0/0	0	0	6
D. Williams	1	1	0	0	0/0	0/0	0	0	6
M. Wilson	1	0	0	1	0/0	0/0	0	0	6
TEAM	27	9	13	5	16/18	14/15	5	0	230
OPPONENTS	30	12	17	1	27/29	17/18	0	0	258

RUSHING	NO.	YDS	AVG	LONG	TD
K. Murray	59	359	6.1	42	2
J. Conner	82	314	3.8	17	3
E. Benjamin	70	299	4.3	45	2
D. Williams	21	102	4.9	30	1
K. Ingram	14	28	2.0	11	1
T. McSorley	3	20	6.7	14	0
G. Dortch	2	4	2.0	3	0
C. McCoy	4	4	1.0	3	0
R. Moore	5	1	0.2	9	0
TEAM	260	1,131	4.4	45	9
OPPONENTS	249	1,105	4.4	34	12

RECEIVING	TAR	NO.	YDS	AVG	LONG	TD
Z. Ertz	69	47	406	8.6	32	4
M. Brown	64	43	485	11.3	26	3
R. Moore	56	41	414	10.1	38t	1
D. Hopkins	46	36	396	11.0	33	2
E. Benjamin	33	24	184	7.7	22	0
G. Dortch	29	25	221	8.8	30	2
J. Conner	27	22	139	6.3	21	0
A. Green	25	12	66	5.5	10	1
D. Williams	8	4	9	2.3	6	0
R. Anderson	7	1	-4	-4.0	0	0
A. Baccellia	6	4	25	6.3	11	0
A. Isabella	5	2	21	10.5	11	0
T. McBride	4	4	31	7.8	11	0
K. Ingram	2	2	23	11.5	24	0
S. Anderson	2	1	2	2.0	2	0
TEAM	383	268	2,418	9.0	38	13
OPPONENTS	349	248	2,619	10.6	64	17

INTERCEPTIONS	NO.	YDS	AVG	LONG	TD
J. Thompson	2	-1	-0.5	0	0
I. Simmons	1	56	56.0	56t	1
B. Baker	1	53	53.0	53	0
M. Wilson	1	38	38.0	38t	1
Z. Collins	1	30	30.0	30t	1
D. Gardeck	1	24	24.0	24	0
A. Hamilton	1	0	0.0	0	0
TEAM	8	200	25.0	56	3
OPPONENTS	6	67	11.2	33	1

FUMBLES	FUM	LST	FF	REC	TD
K. Murray	8	2	0	6	0
G. Dortch	1	1	0	0	0
K. Beachum	0	0	0	1	0
J. Conner	1	0	0	3	0
T. McBride	1	0	0	1	0
D. Hopkins	1	0	0	1	0
S. Harlow	1	0	0	0	0
T. McSorley	0	0	0	1	0
C. McCoy	1	0	0	0	0
B. Price	1	0	0	0	0
M. Brown	1	0	0	0	0
R. Hudson	2	0	0	0	0
TEAM	18	3	0	13	0
OPPONENTS	17	7	0	5	0

PUNTING	NO.	YDS	AVG	NET	TB	IN	LG	B
A. Lee	41	1,920	46.8	39.2	4	8	65	0
TEAM	41	1,920	46.8	39.2	4	8	65	0
OPPONENTS	37	1,835	49.6	44.5	3	10	66	0

PUNT RETURNS	RET	FC	YDS	AVG	LONG	TD
G. Dortch	21	3	129	6.1	18	0
TEAM	21	3	129	6.1	18	0
OPPONENTS	25	7	233	9.3	22	0

KICKOFF RETURNS	NO.	YDS	AVG	LONG	TD
G. Dortch	10	195	19.5	31	0
E. Benjamin	8	180	22.5	44	0
TEAM	18	375	20.8	44	0
OPPONENTS	12	234	19.5	31	0

FIELD GOALS	1-19	20-29	30-39	40-49	50+
M. Prater	0/0	1/1	4/4	3/3	0/0
M. Ammendola	0/0	2/2	0/0	0/1	0/0
R. Blankenship	0/0	1/1	0/0	0/0	1/1
T. Vizcaino	0/0	0/0	1/1	1/1	0/0
TEAM	0/0	4/4	5/5	4/5	1/1
OPPONENTS	0/0	5/5	5/5	4/4	3/4

2-Pt Conv: Z. Ertz 2, A. Green 1, K. Murray 1, E. Benjamin 1, TM 5-8, OPP 0-1

SACKS: J. Watt 5.5, Z. Allen 3.5, Z. Collins 2.0, M. Sanders 2.0, I. Simmons 2.0, M. Golden 1.5, C. Thomas 1.0, D. Gardeck 1.0, B. Murphy Jr. 0.5, TM 19.0, OPP 26.0 FUM/LOST: K. Murray 8/2, R. Hudson 2/0, G. Dortch 1/1, T. McBride 1/0, J. Conner 1/0, M. Brown 1/0, B. Price 1/0, D. Hopkins 1/0, C. McCoy 1/0, S. Harlow 1/0, TM 18/3, OPP 17/7

PASSING	ATT	CMP	YDS	CMP%	YDS/ATT	TD	TD%	INT	INT%	LONG	SACK	LOST	RATING
K. Murray	360	240	2,168	66.7	6.0	12	3.3	6	1.7	38t	24	186	86.9
C. McCoy	37	26	238	70.3	6.4	1	2.7	0	0.0	26	2	18	96.5
T. McSorley	4	2	12	50.0	3.0	0	0.0	0	0.0	10	1	8	56.3
TEAM	401	268	2,418	66.8	6.0	13	3.2	6	1.5	38t	27.0	212	87.5
OPPONENTS	362	248	2,619	68.5	7.2	17	4.7	7	1.9	64	19.0	148	96.9

CARDINALS 2022 DEFENSIVE STATS



POS.	PLAYER	TKL.	AST.	COMB	TFL	SACKS/SK. YDS.	QH	FR	FF	INT./YDS.	PD
S	Baker, Budda	49	26	75	1	0.0/0.0	2	0	1	1/53	3
LB	Collins, Zaven	42	22	64	6	2.0/18.0	4	0	1	1/30	4
S	Thompson, Jalen	45	15	60	0	0.0/0.0	1	1	0	1/0	7
LB	Simmons, Isaiah	39	10	49	2	2.0/13.0	2	1	2	1/56	4
CB	Wilson, Marco	30	11	41	1	0.0/0.0	1	0	1	1/38	5
DL	Allen, Zach	19	20	39	8	3.5/26.5	14	0	0	0/0	6
CB	Murphy Jr., Byron	29	7	36	3	0.5/5.0	1	2	0	0/0	4
LB	Golden, Markus	14	16	30	5	1.5/8.5	14	0	0	0/0	0
LB	Niemann, Ben	17	11	28	1	0.0/0.0	1	1	0	0/0	1
CB	Hamilton, Antonio	20	2	22	0	0.0/0.0	0	0	0	1/0	4
DL	Fotu, Leki	7	12	19	0	0.0/0.0	2	0	0	0/0	0
DL	Watt, J.J.	13	5	18	7	5.5/47.0	13	1	0	0/0	3
LB	Vallejo, Tanner	9	5	14	1	0.0/0.0	1	0	0	0/0	1
LB	Vigil, Nick	7	6	13	1	0.0/0.0	0	0	0	0/0	1
DL	Dogbe, Michael	6	7	13	0	0.0/0.0	0	0	0	0/0	0
LB	Dimukeje, Victor	10	2	12	0	0.0/0.0	1	0	0	0/0	0
LB	Gardeck, Dennis	9	3	12	1	1.0/8.0	3	0	1	1/24	1
DL	Lawrence, Rashard	8	2	10	3	0.0/0.0	0	0	1	0/0	0
LB	Thomas, Cameron	3	7	10	1	1.0/6.0	1	0	0	0/0	0
LB	Sanders, Myjai	7	1	8	2	2.0/16.0	3	0	1	0/0	1
CB	Whittaker, Jace	5	2	7	0	0.0/0.0	0	0	0	0/0	1
LB	Turner, Ezekiel	3	1	4	1	0.0/0.0	0	0	1	0/0	0
DL	Ledbetter, Jonathan	1	3	4	0	0.0/0.0	0	0	0	0/0	0
CB	Mullen Jr., Trayvon	2	1	3	0	0.0/0.0	0	0	0	0/0	0
LB	Kennard, Devon	1	2	3	0	0.0/0.0	1	0	0	0/0	0
DL	Woods, Antwaun	2	0	2	1	0.0/0.0	0	0	0	0/0	0
CB	Matthew, Christian	0	2	2	0	0.0/0.0	0	0	0	0/0	0
S	Banjo, Chris	1	0	1	0	0.0/0.0	0	1	0	0/0	0
LB	Luketa, Jesse	1	0	1	1	0.0/0.0	0	0	0	0/0	0
TOTALS		399	201	600	46	19.0/148.0	65	7	9	7/201	46

POS.	PLAYER	TKL.	AST.	COMB.	DEFENSIVE SCORES						
TE	Anderson, Stephen	6	3	9	INT (3)	(:57) (Shotgun) A.Dalton pass short middle intended for C.Olave INTERCEPTED by I.Simmons at ARZ 44. I.Simmons for 56 yards. vs. NO (10/20/22)					
LB	Gardeck, Dennis	6	0	6		(2:00) (Shotgun) A.Dalton pass short middle intended for M.Callaway INTERCEPTED by M.Wilson at NO 38. M.Wilson for 38 yards. vs. NO (10/20/22)					
CB	Hamilton, Antonio	6	0	6		(9:26) (Shotgun) G.Smith pass short right intended for K.Walker INTERCEPTED by Z.Collins at SEA 30. Z.Collins for 30 yards. vs. SEA (11/06/22)					
LB	Turner, Ezekiel	3	3	6	FR (2)	(4:05) (Shotgun) D.Carr pass short left to H.Renfrow to ARZ 38 for 1 yard (I.Simmons). FUMBLES (I.Simmons), TOUCHED at ARZ 39, RECOVERED by ARZ-B.Murphy at ARZ 41. B.Murphy for 59 yards. The Replay Official reviewed the runner broke the plane ruling, and the play was Upheld. The ruling on the field stands. @ LV (09/18/22)					
LB	Vallejo, Tanner	3	2	5		(:59) (Punt formation) M.Dickson up the middle to SEA -2 for -12 yards (E.Turner). FUMBLES (E.Turner), RECOVERED by ARZ-C.Banjo at SEA -4. @ SEA (10/16/22)					
LB	Dimukeje, Victor	2	1	3							
LB	Niemann, Ben	2	1	3	Safety (0)						
S	Banjo, Chris	1	2	3							
LS	Brewer, Aaron	2	0	2							
LB	Grugier-Hill, Kamu	2	0	2	FR (1)						
TE	McBride, Trey	2	0	2							
RB	Benjamin, Eno	1	0	1							
LB	Luketa, Jesse	1	0	1	Safety (0)						
CB	Mullen Jr., Trayvon	1	0	1							
RB	Ward, Jonathan	1	0	1							
DL	Ledbetter, Jonathan	0	1	1	FR (1)						
CB	Matthew, Christian	0	1	1							
TOTALS		39	14	53							



CARDINALS GAME-BY-GAME OFFENSE

2022 REGULAR SEASON CARDINALS GAME-BY-GAME OFFENSE

	09/11	09/18	09/25	10/02	10/09	10/16	10/20	10/30	11/06	11/13	11/21	11/27	12/12	12/18	12/25	01/01	01/08	
	vs.	@	vs.	@	vs.	@	vs.	@	vs.	@	vs.	vs.	vs.	@	vs.	@	@	Totals
	KC	LV	LAR	CAR	PHI	SEA	NO	MIN	SEA	LAR	SF	LAC	NE	DEN	TB	ATL	SF	
FIRST DOWNS																		
Total	18	28	23	20	23	15	21	25	15	18								206
Rushing	6	11	8	8	7	5	9	5	5	6								70
Passing	12	13	15	10	16	10	9	17	8	11								121
Penalty	0	4	0	2	0	0	3	3	2	1								15
THIRD DOWNS																		
Attempts	12	13	18	15	14	16	10	11	14	15								138
Converted	3	3	6	6	8	4	3	4	6	5								48
Percentage	25.0%	23.1%	33.3%	40.0%	57.1%	25.0%	30.0%	36.4%	42.9%	33.3%								34.8%
FOURTH DOWNS																		
Attempts	4	5	5	2	1	5	1	1	2	3								29
Converted	3	3	4	0	1	1	1	0	0	3								16
Percentage	75.0%	60.0%	80.0%	0.0%	100.0%	20.0%	100.0%	0.0%	0.0%	100.0%								55.2%
TOT. OFFENSE																		
Net Yards	282	413	365	338	363	315	326	375	262	298								3,337
Plays	63	78	81	70	69	71	60	70	61	65								688
Avg./Play	4.5	5.3	4.5	4.8	5.3	4.4	5.4	5.4	4.3	4.6								4.9
RUSHING																		
Net Yards	103	143	70	132	124	144	137	78	122	78								1,131
Rush. Att.	22	28	21	37	26	28	29	22	21	26								260
Avg./Att.	4.7	5.1	3.3	3.6	4.8	5.1	4.7	3.5	5.8	3.0								4.4
PASSING																		
Net Yards	179	270	295	206	239	171	189	297	140	220								2,206
Attempts	38	49	58	32	42	37	29	44	35	37								401
Completions	24	31	37	23	28	23	20	31	25	26								268
Intercepted	0	1	0	1	1	1	0	2	0	0								6
Gross Yards	205	277	314	207	250	222	204	326	175	238								2,418
Sacked	3.0	1.0	2.0	1.0	1.0	6.0	2.0	4.0	5.0	2.0								27.0
Yards Lost	26	7	19	1	11	51	15	29	35	18								212
ADVANCES																		
Rushes	22	28	21	37	26	28	29	22	21	26								260
Completions	24	31	37	23	28	23	20	31	25	26								268
Totals	46	59	58	60	54	51	49	53	46	52								528
Total Drives	11	9	9	12	9	11	10	12	10	11								104
PENALTIES																		
Number	5	12	6	7	2	6	4	10	12	10								74
Yards	49	120	50	61	15	53	20	67	77	67								579
FUMBLES																		
Number	3	0	1	2	0	3	2	2	3	2								18
Lost	0	0	0	0	0	1	0	1	1	0								3
PUNTING																		
Yards	255	136	160	170	196	162	177	139	288	237								1,920
Punts	5	3	4	3	4	4	4	3	6	5								41
Net Avg.	42.2	38.7	29.0	40.7	43.5	38.5	32.3	44.3	44.2	37.4								39.2
Gross Avg.	51.0	45.3	40.0	56.7	49.0	40.5	44.3	46.3	48.0	47.4								46.8
SCORING																		
Points	21	29	12	26	17	9	42	26	21	27								230
Q1	0	0	0	0	0	3	3	3	7	3								19
Q2	7	0	6	3	10	0	25	7	0	14								72
Q3	0	7	3	7	0	6	7	13	7	0								50
Q4	14	16	3	16	7	0	7	3	7	10								83
OT	0	6	0	0	0	0	0	0	0	0								6
TD Rushing	1	2	0	1	1	0	2	0	0	2								9
TD Passing	2	1	0	2	1	0	1	3	2	1								13
TD KO Returns	0	0	0	0	0	0	0	0	0	0								0
TD Punt Returns	0	0	0	0	0	0	0	0	0	0								0
TD Sp. Teams	0	0	0	0	0	1	0	0	0	0								1
TD Def. Returns	0	1	0	0	0	0	2	0	1	0								4
FG Attempts	0	0	4	2	2	1	2	2	0	2								15
FG Made	0	0	4	2	1	1	2	2	0	2								14
Safety	0	0	0	0	0	0	0	0	0	0								0
2-Pt Attempts	2	2	0	1	0	0	2	1	0	0								8
2-Pt Made	1	2	0	0	0	0	2	0	0	0								5
Time of Possession	25:18	36:22	33:56	38:35	25:21	30:44	30:58	30:33	25:29	32:01								30:55

CARDINALS GAME-BY-GAME DEFENSE



2022 REGULAR SEASON CARDINALS GAME-BY-GAME DEFENSE

	09/11	09/18	09/25	10/02	10/09	10/16	10/20	10/30	11/06	11/13	11/21	11/27	12/12	12/18	12/25	01/01	01/08	
	vs.	@	vs.	@	vs.	@	vs.	@	vs.	@	vs.	vs.	vs.	@	vs.	@	@	Totals
	KC	LV	LAR	CAR	PHI	SEA	NO	MIN	SEA	LAR	SF	LAC	NE	DEN	TB	ATL	SF	
FIRST DOWNS																		
Total	33	20	15	11	24	19	25	25	27	18								217
Rushing	7	4	5	3	12	7	7	11	10	6								72
Passing	22	14	10	8	12	10	17	11	14	12								130
Penalty	4	2	0	0	0	2	1	3	3	0								15
THIRD DOWNS																		
Attempts	8	11	8	10	13	14	13	13	15	11								116
Converted	5	6	3	2	6	4	6	6	10	3								51
Percentage	62.5%	54.5%	37.5%	20.0%	46.2%	28.6%	46.2%	46.2%	66.7%	27.3%								44.0%
FOURTH DOWNS																		
Attempts	1	0	0	3	1	1	1	1	1	2								11
Converted	1	0	0	1	1	0	1	0	0	2								6
Percentage	100.0%	0	0	33.3%	100.0%	0.0%	100.0%	0.0%	0.0%	100.0%								54.5%
TOT. OFFENSE																		
Net Yards	488	324	339	220	357	296	494	381	421	256								3,576
Plays	66	61	46	51	71	66	71	68	70	60								630
Avg./Play	7.4	5.3	7.4	4.3	5.0	4.5	7.0	5.6	6.0	4.3								5.7
RUSHING																		
Net Yards	128	80	100	40	139	136	85	173	158	66								1,105
Rush. Att.	27	21	20	13	33	30	22	29	34	20								249
Avg./Att.	4.7	3.8	5.0	3.1	4.2	4.5	3.9	6.0	4.6	3.3								4.4
PASSING																		
Net Yards	360	244	239	180	218	160	409	208	263	190								2,471
Attempts	39	39	25	36	36	31	49	36	34	37								362
Completions	30	25	18	22	26	20	32	24	26	25								248
Intercepted	0	0	0	2	0	0	3	0	1	1								7
Gross Yards	360	252	249	197	239	197	409	232	275	209								2,619
Sacked	0.0	1.0	1.0	2.0	2.0	5.0	0.0	3.0	2.0	3.0								19.0
Yards Lost	0	8	10	17	21	37	0	24	12	19								148
ADVANCES																		
Rushes	27	21	20	13	33	30	22	29	34	20								249
Completions	30	25	18	22	26	20	32	24	26	25								248
Totals	57	46	38	35	59	50	54	53	60	45								497
Total Drives	10	9	10	11	9	12	12	13	12	11								109
PENALTIES																		
Number	3	10	6	6	3	6	8	10	6	5								63
Yards	25	68	35	76	30	44	49	86	34	29								476
FUMBLES																		
Number	5	2	1	2	1	2	0	1	1	2								17
Lost	1	1	1	1	0	1	0	1	0	1								7
PUNTING																		
Yards	108	161	135	209	188	293	94	233	162	252								1,835
Punts	2	3	3	4	4	6	2	5	3	5								37
Net Avg.	44.5	46.7	41.0	49.3	44.5	43.0	47.0	44.0	51.7	38.4								44.5
Gross Avg.	54.0	53.7	45.0	52.3	47.0	48.8	47.0	46.6	54.0	50.4								49.6
SCORING																		
Points	44	23	20	16	20	19	34	34	31	17								258
Q1	14	7	10	0	7	3	7	7	3	3								61
Q2	9	13	3	10	7	6	7	7	7	0								69
Q3	14	3	7	0	3	3	3	14	7	7								61
Q4	7	0	0	6	3	7	17	6	14	7								67
OT	0	0	0	0	0	0	0	0	0	0								0
TD Rushing	1	0	2	0	2	1	0	3	2	1								12
TD Passing	5	2	0	1	0	0	4	2	2	1								17
TD KO Returns	0	0	0	0	0	0	0	0	0	0								0
TD Punt Returns	0	0	0	0	0	0	0	0	0	0								0
TD Sp. Teams	0	0	0	0	0	0	0	0	0	0								0
TD Def. Returns	0	0	0	1	0	0	0	0	0	0								1
FG Attempts	1	3	2	1	2	4	2	1	1	1								18
FG Made	1	3	2	1	2	4	2	0	1	1								17
Safety	0	0	0	0	0	0	0	0	0	0								0
2-Pt Attempts	0	0	0	1	0	0	0	0	0	0								1
2-Pt Made	0	0	0	0	0	0	0	0	0	0								0
Time of Possession	34:42	29:47	26:04	21:25	34:39	29:16	29:02	29:27	34:31	27:59								29:41



THE LAST TIME - REGULAR SEASON

RUSHING

200 Yards Rushing

By Cardinals: 228, Beanie Wells at St. Louis, Nov. 27, 2011 (27 att., 1 TD)
By Opponent: 228, Clinton Portis at Denver, Dec. 29, 2002 (24 att., 2 TD)

150 Yards Rushing

By Cardinals: 164, Kenyan Drake at Dallas, Oct. 19, 2020 (20 att., 2 TD)
By Opponent: 190, Rashaad Penny vs. Seattle, Jan. 9, 2022 (23 att., 1 TD)

100 Yards Rushing

By Cardinals: 100, Kyler Murray at Seattle Oct. 16, 2022 (10 att., 0 TD)
By Opponent: 109, Kenneth Walker III vs. Seattle, Nov. 6, 2022 (26 att., 2 TD)

Two 100-Yard Rushers

By Cardinals: 126 yards, Ottis Anderson/102 yards, Wayne Morris at New Orleans, Oct. 5, 1980
By Opponent: 128 yards, Marshawn Lynch/108 yards, Robert Turbin at Seattle, Dec. 9, 2012

Four Rushing Touchdowns

By Cardinals: Kenyan Drake vs. Cleveland, Dec. 15, 2019 (5, 1, 1, 17 yards)
By Opponent: Shaun Alexander at Seattle, Sep. 25, 2005 (25, 1, 1, 1 yards)

Three Rushing Touchdowns

By Cardinals: Kenyan Drake (4) vs. Cleveland, Dec. 15, 2019 (5, 1, 1, 17 yards)
By Opponent: Todd Gurley at LA Rams, Sep. 16, 2018 (11, 1, 2 yards)

Two Rushing Touchdowns

By Cardinals: James Conner at LA Rams, Nov. 13, 2022 (4, 9 yards)
By Opponent: Kenneth Walker III vs. Seattle, Nov. 6, 2022 (1, 5 yards)

PASSING

500 Yards Passing

By Cardinals: 522, Boomer Esiason at Washington, Nov. 10, 1996-OT (35 comp., 59 att.)
By Opponent: Never happened

400 Yards Passing

By Cardinals: 400, Kyler Murray vs. Minnesota, Sep. 19, 2021 (29 comp., 36 att.)
By Opponent: 424, Jared Goff vs. LA Rams, Dec. 1, 2019 (32 comp., 43 att.)

300 Yards Passing

By Cardinals: 326, Kyler Murray at Minnesota, Oct. 30, 2022 (31 comp., 44 att.)
By Opponent: 361, Andy Dalton vs. New Orleans Oct. 20 2022 (30 comp., 47 att.)

Six Touchdown Passes

By Cardinals: Charley Johnson vs. New Orleans, Nov. 2, 1969 (32, 14, 28, 31, 26, 14 yards)
By Opponent: Brett Favre at NY Jets, Sep. 28, 2008 (12, 34, 2, 17, 40, 24 yards)

Five Touchdown Passes

By Cardinals: Kurt Warner at Chicago, Nov. 8, 2009 (11, 6, 17, 15, 4 yards)
By Opponent: Patrick Mahomes vs. Kansas City, Sep. 11, 2022 (9, 3, 4, 1, 2 yards)

Four Touchdown Passes

By Cardinals: Kyler Murray at Cleveland, Oct. 17, 2021 (21, 13, 9, 14 yards)
By Opponent: Andy Dalton vs. New Orleans, Oct. 20, 2022 (53, 3, 17, 1 yards)

Three Touchdown Passes

By Cardinals: Kyler Murray at Minnesota, Oct. 30, 2022 (6, 8, 38 yards)
By Opponent: Patrick Mahomes vs. Kansas City, Sep. 11, 2022 (9, 3, 4, 1, 2 yards)

RECEIVING

200 Yards Receiving

By Cardinals: 217, Anquan Boldin at Detroit, Sep. 7, 2003 (10 rec., 2 TD)
By Opponent: 200, Tyler Lockett vs. Seattle, Oct. 25, 2020 (15 rec., 3 TD)

150 Yards Receiving

By Cardinals: 159, DeAndre Hopkins at Minnesota, Oct. 30, 2022 (12 rec., 1 TD)
By Opponent: 200, Tyler Lockett vs. Seattle, Oct. 25, 2020 (15 rec., 3 TD)

100 Yards Receiving

By Cardinals: 159, DeAndre Hopkins at Minnesota, Oct. 30, 2022 (12 rec., 1 TD)
By Opponent: 106, Chris Olave vs. New Orleans, Oct. 20, 2022 (7 rec.)

Two 100-Yard Receivers

By Cardinals: 112, A.J. Green (5 rec.), 104, Christian Kirk (7 rec.) at Jacksonville, Sep. 26, 2021
By Opponent: 172, Robert Woods (13 rec.), 107, Tyler Higbee (7 rec., 1 TD) vs. LA Rams, Dec. 1, 2019

Four Receiving Touchdowns

By Cardinals: Roy Green vs. Seattle, Nov. 13, 1983 (15, 23, 7, 63 yards)
By Opponent: Earnest Gray vs. NY Giants, Sep. 7, 1980 (10, 37, 42, 20 yards)

Three Receiving Touchdowns

By Cardinals: Christian Kirk at Tampa Bay, Nov. 10, 2019 (33, 69, 15 yards)
By Opponent: Tyler Lockett vs. Seattle, Oct. 25, 2020 (3, 47, 3 yards)

Two Receiving Touchdowns

By Cardinals: Antoine Wesley at Dallas, Jan. 2, 2022 (1, 19 yards)
By Opponent: Juwan Johnson, Oct. 20, 2022 (17, 1 yards)

10 or More Receptions in a Game

By Cardinals: DeAndre Hopkins (10 for 98 yards) at LA Rams, Nov. 13, 2022
By Opponent: DeVonta Smith (10 for 87 yards) vs. Philadelphia, Oct. 9, 2022

COMBOS

100-Yard Rusher/100-Yard Receiver

By Cardinals: Kenyan Drake, 100 rushing yards/DeAndre Hopkins, 127 receiving yards vs. Buffalo, Nov. 15, 2020
By Opponent: Latavius Murray, 102 rushing yards/Michael Thomas, 112 receiving yards at New Orleans, Oct. 27, 2019

100-Yard Rusher/Two 100-Yard Receivers

By Cardinals: Johnny Johnson, 103 rushing yards/Ernie Jones, 117 receiving yards/Roy Green, 120 receiving yards vs. Green Bay, Nov. 18, 1990
By Opponent: Marshawn Lynch, 113 rushing yards/Luke Willson, 139 receiving yards/Doug Baldwin, 113 receiving yards vs. Seattle, Dec. 21, 2014

100-Yard Rusher/100-Yard Receiver/300-Yard Passer

By Cardinals: Chris Johnson, 109 rushing yards/Michael Floyd, 106 receiving yards/Carson Palmer 374 passing yards at Cleveland, Nov. 1, 2015
By Opponent: Latavius Murray, 102 rushing yards/Michael Thomas, 112 receiving yards/Drew Brees, 373 passing yards at New Orleans, Oct. 27, 2019

Two 100-Yard Receivers/300-Yard Passer

By Cardinals: A.J. Green, 112; Christian Kirk, 104; Kyler Murray, 316, at Jacksonville, Sep. 26, 2021
By Opponent: Robert Woods, 172; Tyler Higbee, 107; Jared Goff, 424 vs. LA Rams, Dec. 1, 2019

SCORING

Four Total Touchdowns

By Cardinals: Kenyan Drake vs. Cleveland, Dec. 15, 2019 (4 rush)
By Opponent: Brian Westbrook at Philadelphia, Nov. 27, 2008 (2 rush, 2 rec.)

Three Total Touchdowns

By Cardinals: James Conner at San Francisco, Nov. 7, 2021 (2 rush, 1 rec.)
By Opponent: Tyler Lockett vs. Seattle, Oct. 25, 2020 (3 rec.)

Two-Point Conversion

By Cardinals: Zach Ertz reception vs. New Orleans, Oct. 20, 2022
By Opponent: Cedrick Wilson reception at Dallas, Jan. 2, 2022

Multiple Two-Point Conversions

By Cardinals: Eno Benjamin run; Zach Ertz reception vs. New Orleans, Oct. 20, 2022
By Opponent: Todd Gurley run (2x); Malcolm Brown reception vs. LA Rams Sep. 16, 2018

Safety

By Cardinals: Intentional grounding by Jalen Hurts in end zone vs. Philadelphia, Dec. 20, 2020
By Opponent: Intentional grounding by Kyler Murray in end zone vs. Indianapolis, Dec. 25, 2021

KICKING

Six Field Goals

By Cardinals: Phil Rackers vs. San Francisco, Oct. 2, 2005 (40, 45, 48, 23, 43, 24 yards)
By Opponent: Never happened

Five Field Goals

By Cardinals: Phil Dawson at Washington, Dec. 17, 2017 (40, 35, 19, 34, 32 yards)
By Opponent: Robbie Gould vs. San Francisco, Oct. 1, 2017 (49, 39, 47, 48, 23 yards)

Four Field Goals

By Cardinals: Matt Prater vs. LA Rams, Sep. 25, 2022 (23, 43, 49, 31 yards)
By Opponent: Jason Myers at Seattle, Oct. 16, 2021 (39, 27, 34, 32 yards)

Three Field Goals

By Cardinals: Matt Prater vs. LA Rams, Sep. 25, 2022 (23, 43, 49, 31 yards)
By Opponent: Jason Myers at Seattle, Oct. 16, 2022 (39, 27, 34, 32 yards)



Missed Point-After-Touchdown

By Cardinals: Rodrigo Blankenship vs. New Orleans, Oct. 20, 2022 (wide left)
By Opponent: Greg Joseph at Minnesota, Oct 30, 2022 (hit left upright)

Blocked Punt

By Cardinals: Ezekiel Turner vs. Philadelphia, Dec. 20, 2020 (Cameron Johnston punt)
By Opponent: Michael Thomas at NY Giants, Oct. 20, 2019 (Andy Lee Punt)

Blocked Punt Return For Touchdown

By Cardinals: Dennis Gardeck (Cameron Malveaux block) at Seattle, Dec. 30, 2018, 0 yards (Michael Dickson punt)
By Opponent: Elijah Penny (Michael Thomas block) at NY Giants, Oct. 20, 2019, 0 yards (Andy Lee punt)

Blocked Field Goal Attempt

By Cardinals: Leki Fotu at Minnesota, Oct. 30, 2022 (Greg Joseph 45-yard attempt)
By Opponent: A'Shawn Robinson at LA Rams, Jan. 3, 2021 (Mike Nugent 37-yard attempt)

Blocked Field Goal Attempt For Touchdown

By Cardinals: Justin Bethel (Adrian Wilson block) vs. Chicago, Dec. 23, 2012, 82 yards (Olindo Mare kick)
By Opponent: Mike Bass (Verlon Biggs block) at Washington, Sep. 24, 1972, 32 yards (Jim Bakken kick)

RETURNS

Punt Return For Touchdown

By Cardinals: Ted Ginn, Jr. at NY Giants, Sep. 14, 2014, 71 yards (Steve Weatherford punt)
By Opponent: Diontae Johnson vs. Pittsburgh, Dec. 8, 2019, 85 yards (Andy Lee punt)

Kickoff Return For Touchdown

By Cardinals: David Johnson at Chicago, Sep. 20, 2015, 108 yards (Robbie Gould kickoff)
By Opponent: Tyler Lockett at Seattle, Dec. 31, 2017, 99 yards (Phil Dawson kickoff)

Interception Return For Touchdown

By Cardinals: Zaven Collins vs. Seattle, Nov. 6, 2022 (30 yards, Geno Smith pass)
By Opponent: Frankie Luvu at Carolina, Oct. 2, 2022 (33 yards, Kyler Murray pass)

Fumble Return For Touchdown

By Cardinals: Chris Banjo at Seattle, Oct. 16, 2022 (fumble recovery in end zone on punt attempt, Matt Dickson fumble)
By Opponent: Shaq Lawson vs. Miami, Nov. 8, 2020, 36 yards (Kyler Murray fumble)

DEFENSE

Four Interceptions

By Cardinals: Kwamie Lassiter vs. San Diego, Dec. 27, 1998
By Opponent: Never happened

Three Interceptions

By Cardinals: Antrel Rolle at Cincinnati, Nov. 18, 2007
By Opponent: Marcus Trufant at Seattle, Dec. 9, 2007

Two Interceptions

By Cardinals: Byron Murphy Jr. at Jacksonville, Sep. 26, 2021
By Opponent: Joe Haden vs. Pittsburgh, Dec. 8, 2019

Two Interceptions By Teammates

By Cardinals: At Washington, Oct. 16, 1994 (Aeneas Williams and James Williams)
By Opponent: At Seattle, Dec. 9, 2012 (Richard Sherman and Bobby Wagner)

Four Quarterback Sacks

By Cardinals: Chandler Jones (5.0) at Tennessee, Sep. 12, 2021
By Opponent: Cameron Wake (4.5) vs. Miami, Sep. 30, 2012

Three Quarterback Sacks

By Cardinals: Markus Golden at San Francisco, Nov. 7, 2021
By Opponent: Za'Darius Smith at Minnesota, Oct. 30, 2022

Two Quarterback Sacks By Teammates

By Cardinals: at Cleveland, Oct. 17, 2021 (Markus Golden 2.0, Jordan Hicks 2.0)
By Opponent: vs. Carolina, Sep. 22, 2019 (Mario Addison 3.0, Christian Miller 2.0)

Two Opponent Fumble Recoveries

By Cardinals: Jordan Hicks at San Francisco, Nov. 7, 2021
By Opponent: J.J. Watt vs. Houston, Nov. 10, 2013

TEAM SCORING

50 Points Scored By Team

By Cardinals: St. Louis 56 at Minnesota 14, Oct. 6, 1963
By Opponent: Arizona 0 at Seattle 58, Dec. 9, 2012

40 Points Scored By Team

By Cardinals: Arizona 42, vs. New Orleans 34, Oct. 20, 2022
By Opponent: Arizona 21, vs. Kansas City 44, Sep. 11, 2022

20 First-Quarter Points

By Cardinals: 21 vs. San Francisco, Sep. 10, 2006
By Opponent: 21 vs. Denver, Oct. 18, 2018

20 Second-Quarter Points

By Cardinals: 25 vs. New Orleans, Oct. 20, 2022
By Opponent: 20 vs. Philadelphia, Dec. 20, 2020

20 Third-Quarter Points

By Cardinals: 21 vs. Green Bay, Dec. 27, 2015
By Opponent: 21 at San Francisco, Jan. 2, 2011

20 Fourth-Quarter Points

By Cardinals: 20 at Seattle, Dec. 24, 2016
By Opponent: 21 vs. LA Rams, Dec. 6, 2020

30 One-Half Points

By Cardinals: 31 in first half vs. San Francisco, Sep. 27, 2015
By Opponent: 35 in first half vs. Denver, Oct. 18, 2018

Score Touchdown In Each Quarter

By Cardinals: at Cleveland, Oct. 17, 2021 (7, 16, 7, 7 points)
By Opponent: at Minnesota, Oct. 30 2022 (7, 7, 14, 6 points)

OFFENSE

500 Yards Total Offense

By Cardinals: 503 vs. Minnesota, Sep. 19, 2021
By Opponent: 572 vs. Seattle, Oct. 25, 2020

No Sacks/No Interceptions Allowed

By Cardinals: vs. Indianapolis, Dec. 25, 2021
By Opponent: vs. Kansas City, Sep. 11, 2022

DEFENSE

Shutout

By Cardinals: Arizona 23, vs. NY Giants 0, Dec. 24, 2017 (State Farm Stadium)
By Opponent: Arizona 0, at LA Rams 34, Sep. 16, 2018 (Los Angeles Memorial Coliseum)

Shutout At Home

By Cardinals: Arizona 23, vs. NY Giants 0, Dec. 24, 2017 (State Farm Stadium)
By Opponent: Arizona 0, vs. Seattle 38, Sep. 14, 2003 (Sun Devil Stadium)

Shutout On The Road

By Cardinals: Arizona 38, at Dallas 0, Nov. 16, 1970 (Cotton Bowl)
By Opponent: Arizona 0, at LA Rams 34, Sep. 16, 2018 (Los Angeles Memorial Coliseum)

MISCELLANEOUS

Overtime Win At Home

By Cardinals: vs. Seattle, Oct. 25, 2020, 37-34 (State Farm Stadium)
By Opponent: Oct. 14, 2012 vs. Buffalo, 19-16 (State Farm Stadium)

Overtime Win On The Road

By Cardinals: Sep. 18, 2022 at Las Vegas, 29-23 (Allegiant Stadium)
By Opponent: Nov. 7, 2010 at Minnesota, 27-24 (Metrodome)

10 Or More Penalties

By Cardinals: 10, at LA Rams Nov. 13 2022 (67 yards)
By Opponent: 10, at Minnesota, Oct. 30, 2022 (86 yards)

Tie Game

By Cardinals: Sep. 8, 2019 vs. Detroit, 27-27

Over 40:00 Time of Possession (Non-OT)

By Cardinals: 40:22 at Seattle, Nov. 21, 2021
By Opponent: 40:12 at San Francisco, Oct. 7, 2018



CARDINALS MISCELLANEOUS STATS

Season Record.....	4-6	At Home.....	1-4	When won coin toss.....	3-3
In NFC West Games.....	1-3	On the Road.....	3-2	When lost coin toss.....	1-3
In NFC East Games.....	0-1	Outdoors.....	2-2	When scored first.....	0-1
In NFC North Games.....	0-1	Indoors.....	2-4	When opp. scores first.....	4-5
In NFC South Games.....	2-0	On Natural Grass.....	2-4	In overtime games.....	1-0
In September.....	1-2			When Cards out-rushed opponent.....	4-1
In October.....	2-3			When Cards out-passed opponent.....	3-4
In November.....	1-1				
In December.....	0-0			While wearing white jersey/white pants.....	2-2
In January.....	0-0			While wearing white jersey/red pants.....	0-0
				While wearing red jersey/white pants.....	0-2
With roof open at State Farm Stadium.....	1-1			While wearing red jersey/red pants.....	1-1
With roof closed at State Farm Stadium.....	0-3			While wearing black jersey/white-black pants.....	1-1
When Yielding 20 Points or Less.....	2-3			When Tied at Halftime.....	0-0
When Scoring 20 Points or More.....	4-3			When Led at the End of 3 rd Quarter.....	2-0
When Led at Halftime.....	2-0			When Trailing at the End of 3 rd Quarter.....	1-6
When Trailing at Halftime.....	2-6			When Tied at the End of 3 rd Quarter.....	1-0
When Arizona had a 100-yd rusher.....	0-1			When Arizona had a 300-yard passer.....	0-2
When opp. had a 100-yd rusher.....	0-2			When opponent had a 300-yard passer.....	1-1
When Arizona had a 100-yd receiver.....	1-2			When Arizona won turnover margin.....	3-2
When opp. had a 100-yd receiver.....	1-1			When opponent won turnover margin.....	0-3

Booth Initiated Reviews

Date	Opp	Explanation	Result
9-11	vs. KC	Reviewed the pass completion ruling for ARZ WR Greg Dortch-(Incomplete)	Reversed
9-18	@ LV	Reviewed the runner broke the plane ruling for ARZ WR Marquise Brown-(Short of goal line)	Reversed
		Reviewed the pass completion ruling for ARZ WR A.J. Green-(Incomplete)	Reversed
		Reviewed the pass completion ruling for ARZ WR A.J. Green	Upheld
		Reviewed the runner broke the plane ruling for ARZ CB Byron Murphy Jr.	Upheld
10-9	vs. PHI	Reviewed the interception ruling for ARZ S Jalen Thompson-(Incomplete)	Reversed
10-16	@ SEA	Reviewed the incomplete pass ruling for SEA TE Noah Fant	Upheld
10-20	vs. NO	Reviewed the runner broke the plane ruling for ARZ RB Eno Benjamin on conversion	Upheld
		Reviewed the runner broke the plane ruling for ARZ RB Keaontay Ingram-(Short of goal line)	Reversed
11-6	vs. SEA	Reviewed the pass completion/fumble ruling for ARZ WR Rondale Moore-(Incomplete)	Reversed
11-13	@ LAR	Reviewed the incomplete pass ruling for LAR QB John Wolford-(Fumble)	Reversed

Arizona Instant Replay Challenges (0-1)

Date	Opp	Explanation	Result
10-20	vs. NO	Challenged the runner was inbounds ruling for NO WR Kevin White	Upheld

Opponent Instant Replay Challenges (0-0)

Date	Opp	Explanation	Result
------	-----	-------------	--------

Overtime Scoring Plays (1-0)

Date	Opp	Play
9-18	@ LV	CB Byron Murphy Jr. 59-yard fumble return for a touchdown

Arizona Defensive Touchdowns

Date	Opp	Play
9-18	@ LV	CB Byron Murphy Jr. 59-yard fumble return for a touchdown
10-16	@ SEA	S Chris Banjo recovers fumble by SEA P Michael Dickson in endzone for a touchdown
10-20	vs. NO	CB Marco Wilson 38-yard interception return for a touchdown
		LB Isaiah Simmons 56-yard interception return for a touchdown
11-6	vs. SEA	LB Zaven Collins 30-yard interception return for a touchdown

**Arizona Kick/Punt Return Touchdowns**

Date	Opp	Play
-------------	------------	-------------

Arizona Two-Point Conversion Attempts (5-8)

Date	Opp	Play
9-11	vs. KC	Pass attempt from QB Kyler Murray to TE Zach Ertz is successful
		Pass attempt from QB Kyler Murray to WR A.J. Green is incomplete
9-18	@ LV	Run by QB Kyler Murray is successful
		Pass attempt from QB Kyler Murray to WR A.J. Green is successful
10-2	@ CAR	QB Kyler Murray is sacked
10-20	vs. NO	Run by RB Eno Benjamin is successful
		Pass attempt from QB Kyler Murray to TE Zach Ertz is successful
10-30	@ MIN	Pass attempt from QB Kyler Murray to WR DeAndre Hopkins is incomplete

Arizona Onside Kick Attempts/Recoveries (0-1)

Date	Opp	Play
9-25	vs. LAR	K Matt Prater onside kick is recovered by LAR TE Tyler Higbee



CARDINALS SCORING DRIVES

CARDINALS 2022 REGULAR SEASON SCORING DRIVES

DATE	OPPONENT	ACQUIRED	DRIVE START	PLAYS	YARDS	Q	TIME	FIRST DOWNS	SCORING PLAY	ARI	OPP
09/11	Kansas City	Kickoff	ARI 25	11	75	Q1	5:15	6	Q2: J. Conner: 2-yard run	7	14
		Kickoff	ARI 25	14	75	Q3	6:04	5	Q4: M. Brown: 6-yard pass from K. Murray	15	37
		Kickoff	KC 48	6	48	Q4	2:28	3	Murray Z. Ertz: 6-yard pass from K. Murray	21	44
09/18	at Las Vegas	Punt	ARI 21	11	79	Q3	5:27	5	G. Dortch: 5-yard pass from K. Murray	7	20
		Punt	ARI 46	9	54	Q4	3:54	4	Murray	15	23
		Punt	ARI 27	18	73	Q4	4:43	8	D. Williams: 1-yard run K. Murray: 3-yard run	23	23
09/25	L.A. Rams	Punt	ARI 30	19	65	Q2	9:30	5	M. Prater: 23-yard FG	3	13
		Punt	ARI 28	8	47	Q2	0:46	3	M. Prater: 43-yard FG	6	13
		Punt	ARI 11	16	58	Q3	7:47	4	M. Prater: 49-yard FG	9	13
		Fumble	ARI 3	17	84	Q4	5:32	6	M. Prater: 31-yard FG	12	20
10/02	at Carolina	Fumble	ARI 35	8	50	Q2	3:19	2	M. Prater: 33-yard FG	3	7
		Punt	ARI 11	9	89	Q3	5:08	5	Z. Ertz: 2-yard pass from K. Murray	10	10
		Punt	ARI 22	15	57	Q3	9:26	6	Q4: M. Prater: 39-yard FG	13	10
		Interception	CAR 5	2	5	Q4	0:42	1	K. Murray: 4-yard run	20	10
		Downs	CAR 31	3	31	Q4	1:36	1	M. Brown: 23-yard pass from K. Murray	26	10
10/09	Philadelphia	Punt	ARI 43	6	57	Q2	2:16	3	M. Brown: 25-yard pass from K. Murray	7	14
		Punt	ARI 7	16	91	Q2	3:22	5	Murray	10	14
		Punt	ARI 10	12	90	Q3	5:37	6	M. Ammendola: 20-yard FG Q4: E. Benjamin: 11-yard run	17	17
10/16	at Seattle	Kickoff	ARI 19	10	76	Q1	4:40	2	M. Ammendola: 23-yard FG	3	0
10/20	New Orleans	Kickoff	ARI 25	6	43	Q1	1:59	1	R. Blankenship: 50-yard FG	3	7
		Interception	ARI 20	9	70	Q1	3:51	3	Q2: R. Blankenship: 28-yard FG	6	7
		Kickoff	ARI 25	13	75	Q2	8:01	6	K. Ingram: 2-yard run	14	14
		Punt	ARI 15	12	85	Q3	6:31	6	G. Dortch: 5-yard pass from K. Murray	35	17
		Kickoff	ARI 36	8	64	Q4	4:52	4	Murray E. Benjamin: 5-yard run	42	24
10/30	at Minnesota	Kickoff	ARI 25	8	49	Q1	4:08	3	M. Prater: 44-yard FG	3	7
		Punt	ARI 28	10	72	Q2	2:52	5	D. Hopkins: 6-yard pass from K. Murray	10	14
		Punt	ARI 48	5	52	Q3	2:14	3	Murray	17	14
		Kickoff	ARI 30	4	70	Q3	1:40	2	Z. Ertz: 8-yard pass from K. Murray	23	28
		Fumble	MIN 24	7	8	Q3	3:27	1	R. Moore: 38-yard pass from K. Murray Q4: M. Prater: 34-yard FG	26	28
11/06	Seattle	Kickoff	ARI 17	9	83	Q1	4:33	4	D. Hopkins: 22-yard pass from K. Murray	7	3
		Kickoff	ARI 25	14	75	Q4	4:00	6	Murray Z. Ertz: 6-yard pass from K. Murray	21	24
11/13	at L.A. Rams	Kickoff	ARI 25	14	57	Q1	6:03	3	T. Vizcaino: 36-yard FG	3	3
		Punt	ARI 34	13	66	Q2	6:31	6	J. Conner: 4-yard run	10	3
		Fumble	LAR 30	5	30	Q2	1:10	3	A. Green: 6-yard pass from C. McCoy	17	3
		Punt	30	9	60	Q4	5:03	3	McCoy	24	10
		Interception	ARI 40	4	-3	Q4	1:49	0	J. Conner: 9-yard run T. Vizcaino: 46-yard FG	27	10
			LAR 25								
11/21	San Francisco	--	--	--	--	--	--	--	--	--	--
11/27	L.A. Chargers	--	--	--	--	--	--	--	--	--	--
12/12	New England	--	--	--	--	--	--	--	--	--	--
12/18	at Denver	--	--	--	--	--	--	--	--	--	--
12/25	Tampa Bay	--	--	--	--	--	--	--	--	--	--
01/01	at Atlanta	--	--	--	--	--	--	--	--	--	--
01/08	at San Francisco	--	--	--	--	--	--	--	--	--	--
AVG				10.0	60.0		4:20	3.9			

CARDINALS DEFENSIVE SUMMARIES



SEPTEMBER 11, 2022 CARDINALS VS. KANSAS CITY CHIEFS L 44-21

TOP TACKLERS		SACKS		INTS		FORCED FUMBLES		RECOVERED FUMBLES	
PLAYER	NO.	PLAYER	NO.	PLAYER	NO.	PLAYER	NO.	PLAYER	NO.
B. Baker	13					D. Gardeck	1	B. Murphy Jr.	1
J. Thompson	9					R. Lawrence	1		
Z. Collins	7					M. Wilson	1		
M. Dogbe	5								
M. Wilson	5								

SEPTEMBER 18, 2022 CARDINALS @ LAS VEGAS RAIDERS W 29-23 (OT)

TOP TACKLERS		SACKS		INTS		FORCED FUMBLES		RECOVERED FUMBLES	
PLAYER	NO.	PLAYER	NO.	PLAYER	NO.	PLAYER	NO.	PLAYER	NO.
J. Thompson	10	J. Watt	1.0			Z. Collins	1	B. Murphy Jr.	1
Z. Collins	8					I. Simmons	1		
B. Baker	6								
N. Vigil	5								
D. Gardeck	4								

SEPTEMBER 25, 2022 CARDINALS VS. LOS ANGELES RAMS L 20-12

TOP TACKLERS		SACKS		INTS		FORCED FUMBLES		RECOVERED FUMBLES	
PLAYER	NO.	PLAYER	NO.	PLAYER	NO.	PLAYER	NO.	PLAYER	NO.
B. Baker	8	J. Watt	1.0			B. Baker	1	J. Thompson	1
J. Thompson	7								
Z. Collins	4								
B. Murphy Jr.	4								
Z. Allen	3								

OCTOBER 2, 2022 CARDINALS @ CAROLINA PANTHERS W 26-16

TOP TACKLERS		SACKS		INTS		FORCED FUMBLES		RECOVERED FUMBLES	
PLAYER	NO.	PLAYER	NO.	PLAYER	NO.	PLAYER	NO.	PLAYER	NO.
Z. Collins	8	Z. Allen	1.0	D. Gardeck	1			B. Niemann	1
Z. Allen	6	D. Gardeck	1.0	J. Thompson	1				
B. Baker	5								
M. Golden	4								
B. Niemann	3								

OCTOBER 9, 2022 CARDINALS VS. PHILADELPHIA EAGLES L 20-17

TOP TACKLERS		SACKS		INTS		FORCED FUMBLES		RECOVERED FUMBLES	
PLAYER	NO.	PLAYER	NO.	PLAYER	NO.	PLAYER	NO.	PLAYER	NO.
I. Simmons	13	Z. Allen	1.0						
B. Murphy Jr.	9	B. Murphy Jr.	0.5						
Z. Allen	8	J. Watt	0.5						
M. Wilson	8								
B. Baker	7								

OCTOBER 16, 2022 CARDINALS @ SEATTLE SEAHAWKS L 19-9

TOP TACKLERS		SACKS		INTS		FORCED FUMBLES		RECOVERED FUMBLES	
PLAYER	NO.	PLAYER	NO.	PLAYER	NO.	PLAYER	NO.	PLAYER	NO.
Z. Collins	8	Z. Collins	2.0			E. Turner	1	C. Banjo	1
M. Golden	8	M. Golden	1.0						
J. Thompson	7	M. Sanders	1.0						
B. Baker	6	C. Thomas	1.0						
M. Wilson	6								



CARDINALS DEFENSIVE SUMMARIES

OCTOBER 20, 2022 CARDINALS VS. NEW ORLEANS SAINTS W 42-34

TOP TACKLERS		SACKS		INTS		FORCED FUMBLES		RECOVERED FUMBLES	
PLAYER	NO.	PLAYER	NO.	PLAYER	NO.	PLAYER	NO.	PLAYER	NO.
Z. Collins	9			A. Hamilton	1				
A. Hamilton	6			I. Simmons	1				
B. Baker	5			M. Wilson	1				
B. Murphy Jr.	5								
I. Simmons	5								

OCTOBER 30, 2022 CARDINALS @ MINNESOTA VIKINGS L 34-26

TOP TACKLERS		SACKS		INTS		FORCED FUMBLES		RECOVERED FUMBLES	
PLAYER	NO.	PLAYER	NO.	PLAYER	NO.	PLAYER	NO.	PLAYER	NO.
B. Baker	10	J. Watt	2.0			I. Simmons	1	I. Simmons	1
J. Thompson	6	I. Simmons	1.0						
Z. Collins	5								
L. Fotu	5								
I. Simmons	5								

NOVEMBER 6, 2022 CARDINALS VS. SEATTLE SEAHAWKS L 31-21

TOP TACKLERS		SACKS		INTS		FORCED FUMBLES		RECOVERED FUMBLES	
PLAYER	NO.	PLAYER	NO.	PLAYER	NO.	PLAYER	NO.	PLAYER	NO.
B. Baker	11	I. Simmons	1.0	Z. Collins	1				
I. Simmons	8	Z. Allen	0.5						
Z. Collins	7	M. Golden	0.5						
M. Golden	6								
J. Thompson	6								

NOVEMBER 13, 2022 CARDINALS @ LOS ANGELES RAMS W 27-17

TOP TACKLERS		SACKS		INTS		FORCED FUMBLES		RECOVERED FUMBLES	
PLAYER	NO.	PLAYER	NO.	PLAYER	NO.	PLAYER	NO.	PLAYER	NO.
A. Hamilton	11	Z. Allen	1.0	B. Baker	1	M. Sanders	1	J. Watt	1
I. Simmons	7	M. Sanders	1.0						
B. Niemann	6	J. Watt	1.0						
M. Sanders	5								
Z. Allen	4								

CARDINALS TURNOVER ANALYSIS



2022 REGULAR SEASON - DEFENSIVE TAKEAWAYS

DATE	OPPONENT	TAKEAWAY	QTR.	SCORE	YD-LINE	RESULT
09/11	Kansas City	B. Murphy Jr. FR (D. Gardeck FF)	2	7-20	KC-42	Downs
09/18	at Las Vegas	B. Murphy Jr. FR (I. Simmons FF)	5	29-23	ARZ-41	TD
09/25	L.A. Rams	J. Thompson FR (B. Baker FF)	4	9-20	ARZ-3	FG
10/02	at Carolina	B. Niemann FR (B. Mayfield fumble)	2	0-7	ARZ-35	FG
		J. Thompson INT (B. Mayfield)	2	3-7	ARZ-18	Punt
		D. Gardeck INT (B. Mayfield)	4	13-10	CAR-29	TD
10/09	Philadelphia	None				
10/16	at Seattle	None				
10/20	New Orleans	A. Hamilton INT (A. Dalton: touchback)	1	3-7	ARZ-(-9)	FG
		M. Wilson INT (A. Dalton)	2	20-14	NO-38	TD
		I. Simmons INT (A. Dalton)	2	28-14	ARZ-44	TD
10/30	at Minnesota	I. Simmons FR (I. Simmons FF)	3	23-28	MIN-24	FG
11/06	Seattle	Z. Collins INT (G. Smith)	3	14-10	SEA-30	TD
11/13	at L.A. Rams	J. Watt FR (M. Sanders FF)	2	10-3	LA-30	TD
		B. Baker INT (J. Wolford)	4	24-10	ARZ-22	FG
11/21	San Francisco	--	--	--	--	--
11/27	L.A. Chargers	--	--	--	--	--
12/12	New England	--	--	--	--	--
12/18	at Denver	--	--	--	--	--
12/25	Tampa Bay	--	--	--	--	--
01/01	at Atlanta	--	--	--	--	--
01/08	at San Francisco	--	--	--	--	--

2022 REGULAR SEASON - OFFENSIVE GIVEAWAYS

DATE	OPPONENT	TAKEAWAY	QTR.	SCORE	YD-LINE	RESULT
09/11	Kansas City	None				
09/18	at Las Vegas	K. Murray INT (A. Robertson)	2	0-17	LV-20	FG
09/25	L.A. Rams	None				
10/02	at Carolina	K. Murray INT (F. Luvu)	2	0-7	ARZ-33	TD
10/09	Philadelphia	K. Murray INT (C. Gardner-Johnson)	1	0-7	PHI-35	Punt
10/16	at Seattle	K. Murray fumble (C. Bryant FF; T. Woolen FR)	3	3-12	SEA-19	Fumble
		K. Murray INT (T. Woolen)	4	9-19	SEA-25	Punt
10/20	New Orleans	None				
10/30	at Minnesota	K. Murray INT (H. Smith)	3	17-21	ARZ-46	TD
		K. Murray INT (C. Bynum)	4	26-34	MIN-24	Punt
11/06	Seattle	K. Murray fumble (R. Neal FF; J. Jones FR)	2	7-10	SEA-23	End of Half
11/13	at L.A. Rams	None				
11/21	San Francisco	--	--	--	--	--
11/27	L.A. Chargers	--	--	--	--	--
12/12	New England	--	--	--	--	--
12/18	at Denver	--	--	--	--	--
12/25	Tampa Bay	--	--	--	--	--
01/01	at Atlanta	--	--	--	--	--
01/08	at San Francisco	--	--	--	--	--

2022 REGULAR SEASON - SPECIAL TEAMS/MISC TAKEAWAYS

DATE	OPPONENT	TAKEAWAY	QTR.	SCORE	YD-LINE	RESULT
10/16	at Seattle	C. Banjo FR (E. Turner FF)	3	9-12	SEA-(-4)	TD

2022 REGULAR SEASON - SPECIAL TEAMS/MISC GIVEAWAYS

DATE	OPPONENT	TAKEAWAY	QTR.	SCORE	YD-LINE	RESULT
10/30	at Minnesota	G. Dortch; T. Dye FR	4	26-28	ARZ-25	TD

2022 REGULAR SEASON - TURNOVERS

Offense:	8 Giveaways 17 Points (2 TD, 1 FG)	Ratio +5 (14 takeaways, 9 giveaways)
Defense:	13 Takeaways 56 Points (6 TD, 5 FG)	
Special Teams:	1 Giveaway 6 Points (1 TD, 0 FG)	Points Off Turnovers Ratio +39 (62 scored, 23 allowed)
	1 Takeaway 6 Points (1 TD, 0 FG)	



CARDINALS BIG PLAYS

DATE	OPPONENT	RUSHES				RECEPTIONS				RETURNS			
		GAIN	PLAYER	QTR	RESULT	GAIN	PLAYER	QTR	RESULT	GAIN	PLAYER	QTR	RESULT
09/11	Kansas City	10	Kyler Murray	1	Punt	24	Greg Dortch	1	TD	44	Eno Benjamin (KR)	4	TD
		21	Kyler Murray	2	TD	26	Marquise Brown	2	Punt				
		16	Eno Benjamin	3	TD	22	Eno Benjamin	4	TD				
		14	Trace McSorley	4	Game								
09/18	at Las Vegas	10	Kyler Murray	3	TD	21	James Conner	2	INT	59t	Byron Murphy Jr. (FR)	5	Fumble
		30	Darrel Williams	4	Downs	29	Greg Dortch	3	TD				
						24	Marquise Brown	4	TD				
09/25	L.A. Rams	10	James Conner	4	FG	20	Marquise Brown	2	FG				
						30	Greg Dortch	2	FG				
10/02	at Carolina	15	Eno Benjamin	1	Downs	21	Marquise Brown	2	FG				
		13	Darrel Williams	3'	FG	23	Zach Ertz	3	TD				
		10	Kyler Murray	3	FG	23t	Marquise Brown	4	TD				
10/09	Philadelphia	13	James Conner	2	TD	25t	Marquise Brown	2	TD				
		17	James Conner	2	FG	28	Rondale Moore	4	TD				
		13	Kyler Murray	4'	TD								
		11t	Eno Benjamin	4'	TD								
		15	Kyler Murray	4	Miss FG								
10/16	at Seattle	42	Kyler Murray	1	FG	26	Rondale Moore	1	FG				
		15	Kyler Murray	3	Downs	24	Marquise Brown	2	Punt				
		15	Kyler Murray	4	INT	32	Zach Ertz	3	Fumble				
						26	Marquise Brown	4	Downs				
10/20	New Orleans	17	Kyler Murray	1'	FG	31	Rondale Moore	1	FG	38t	Marco Wilson (INT)	2	INT
		45	Eno Benjamin	1'	FG	24	Keaontay Ingram	2	TD	56t	Isaiah Simmons (INT)	2	INT
		11	Kyler Murray	2'	FG					31	Greg Dortch (KR)	4	TD
		11	Keaontay Ingram	3	TD								
		15	Eno Benjamin	4	TD								
10/30	at Minnesota					33	DeAndre Hopkins	3	TD				
						27	Rondale Moore	3'	TD				
						38t	Rondale Moore	3'	TD				
						24	DeAndre Hopkins	4	Game				
11/06	Seattle	21	Kyler Murray	1'	TD	22t	DeAndre Hopkins	1	TD	30t	Zaven Collins (INT)	3	INT
		11	James Conner	1'	TD								
		17	Kyler Murray	2	Fumble								
		14	James Conner	4	TD								
11/13	at L.A. Rams					25	DeAndre Hopkins	3	Punt	53	Budda Baker (INT)	4	INT
						26	Rondale Moore	4	TD				
11/21	San Francisco	--	--	--	--	--	--	--	--	--	--	--	--
11/27	L.A. Chargers	--	--	--	--	--	--	--	--	--	--	--	--
12/12	New England	--	--	--	--	--	--	--	--	--	--	--	--
12/18	at Denver	--	--	--	--	--	--	--	--	--	--	--	--
12/25	Tampa Bay	--	--	--	--	--	--	--	--	--	--	--	--
01/01	at Atlanta	--	--	--	--	--	--	--	--	--	--	--	--
01/08	at San Francisco	--	--	--	--	--	--	--	--	--	--	--	--

' - result within the same drive



DATE	OPPONENT	RUSHES				RECEPTIONS				RETURNS			
		GAIN	PLAYER	QTR	RESULT	GAIN	PLAYER	QTR	RESULT	GAIN	PLAYER	QTR	RESULT
09/11	Kansas City	18	Clyde Edwards-Helaire	1	TD	25	Clyde Edwards-Helaire	1'	TD				
		18	Jerick McKinnon	3	TD	20	Juju Smith-Schuster	1'	TD				
		11	Isiah Pacheco	4'	TD	35	Travis Kelce	3'	TD				
		19	Isiah Pacheco	4'	TD	30	Sky Moore	3'	TD				
		22	Isiah Pacheco	4	Punt	26	Travis Kelce	3	TD				
09/18	at Las Vegas	13	Josh Jacobs	1	TD	20	Mack Hollins	1'	TD				
						23	Mack Hollins	1'	TD				
						20	Hunter Renfrow	2'	TD				
						23	Ameer Abdullah	2	TD				
09/25	L.A. Rams	20t	Cooper Kupp	1	TD	28	Kendall Blanton	1'	FG	31	Brandon Powell (KR)	2	Half
		14	Cam Akers	3'	TD	26	Ben Skowronek	1'	FG				
		14t	Cam Akers	3'	TD	26	Tyler Higbee	3	TD				
		12	Cam Akers	4	Fumble	32	Ben Skowronek	4	Fumble				
10/02	at Carolina	10	Christian McCaffrey	1	Punt	34	Christian McCaffrey	4	TD	33t	Frankie Luvu (INT)	2	INT
		10	Christian McCaffrey	2'	INT								
		11	DJ Moore	2	INT								
10/09	Philadelphia	17	Jalen Hurts	2'	TD	22	DeVonta Smith	1'	TD				
		10	Jalen Hurts	2'	TD	20	DeVonta Smith	1'	TD				
		12	Miles Sanders	3'	FG	31	Dallas Goedert	3	Punt				
		13	Jalen Hurts	3'	FG								
		11	Kenneth Gainwell	4	FG								
10/16	at Seattle	17	Kenneth Walker III	1'	FG	22	Marquise Goodwin	2	FG				
		34	Kenneth Walker III	1'	FG								
		24	Geno Smith	2	FG								
		21	Kenneth Walker III	3	FG								
		11t	Kenneth Walker III	4	TD								
10/20	New Orleans	17	Alvin Kamara	1	TD	53t	Rashid Shaheed	1	TD				
		10	Alvin Kamara	1	INT	64	Kevin White	2	TD				
		10	Alvin Kamara	2	INT	41	Chris Olave	3	FG				
		14	Andy Dalton	2	INT	20	Tre'Quan Smith	4	FG				
10/30	at Minnesota	17t	Kirk Cousins	1	TD	28	Justin Jefferson	1	TD				
		30	Dalvin Cook	1	Downs	29	Justin Jefferson	3	TD				
		19	Dalvin Cook	2'	TD								
		11	Dalvin Cook	2'	TD								
		15	Alexander Mattison	2'	TD								
		11	Alexander Mattison	2	Punt								
		12	Dalvin Cook	4	TD								
11/06	Seattle	15	Kenneth Walker III	2	TD	22	Travis Homer	2'	Half				
		18	Geno Smith	4'	TD	30	Tyler Lockett	2'	Half				
		12	Geno Smith	4'	TD	51	Noah Fant	4	TD				
		12	Kenneth Walker III	4'	TD								
		12	Kenneth Walker III	4	TD								
11/13	at L.A. Rams	10	Cam Akers	3	Punt	25	Tyler Higbee	3	TD				
11/21	San Francisco	--	--	--	--	--	--	--	--	--	--	--	--
11/27	L.A. Chargers	--	--	--	--	--	--	--	--	--	--	--	--
12/12	New England	--	--	--	--	--	--	--	--	--	--	--	--
12/18	at Denver	--	--	--	--	--	--	--	--	--	--	--	--
12/25	Tampa Bay	--	--	--	--	--	--	--	--	--	--	--	--
01/01	at Atlanta	--	--	--	--	--	--	--	--	--	--	--	--
01/08	at San Francisco	--	--	--	--	--	--	--	--	--	--	--	--



CARDINALS SCORING AND TAKEAWAY CHART

DATE	OPPONENT	W/L/T	CARDINALS						OPPONENTS						POINT	OVERALL
			1ST	2ND	3RD	4TH	OT	TOTAL	1ST	2ND	3RD	4TH	OT	TOTAL	DIFF	RECORD
9/11	Kansas City	L	0	7	0	14	--	21	14	9	14	7	--	44	-23	0-1
9/18	at Las Vegas	W	0	0	7	16	6	29	7	13	3	0	0	23	+6	1-1
9/25	L.A. Rams	L	0	6	3	3	--	12	10	3	7	0	--	20	-8	1-2
10/2	at Carolina	W	0	3	7	16	--	26	0	10	0	6	--	16	+10	2-2
10/9	Philadelphia	L	0	10	0	7	--	17	7	7	3	3	--	20	-3	2-3
10/16	at Seattle	L	3	0	6	0	--	9	3	6	3	7	--	19	-10	2-4
10/20	New Orleans	W	3	25	7	7	--	42	7	7	3	17	--	34	+8	3-4
10/30	at Minnesota	L	3	7	13	3	--	26	7	7	14	6	--	34	-8	3-5
11/6	Seattle	L	7	0	7	7	--	21	3	7	7	14	--	31	-10	3-6
11/13	at L.A. Rams	W	3	14	0	10	--	27	3	0	7	7	--	17	+10	4-6
11/21	San Francisco	--	--	--	--	--	--	--	--	--	--	--	--	--	--	--
11/27	L.A. Chargers	--	--	--	--	--	--	--	--	--	--	--	--	--	--	--
12/12	New England	--	--	--	--	--	--	--	--	--	--	--	--	--	--	--
12/18	at Denver	--	--	--	--	--	--	--	--	--	--	--	--	--	--	--
12/25	Tampa Bay	--	--	--	--	--	--	--	--	--	--	--	--	--	--	--
1/1	at Atlanta	--	--	--	--	--	--	--	--	--	--	--	--	--	--	--
1/8	at San Francisco	--	--	--	--	--	--	--	--	--	--	--	--	--	--	--
2022 TOTALS		4-6	19	72	50	83	6	230	61	69	61	67	0	258	-28	4-6
AVG/GAME			1.9	7.2	5.0	8.3	6.0	23.0	6.1	6.9	6.1	6.7	0.0	25.8	-2.8	

2022 REGULAR SEASON TAKEAWAY/GIVEAWAY CHART

DATE	OPPONENT	ARI +/- RATIO	ARI TAKEAWAYS	POINTS OFF TAKEAWAYS	ARI GIVEAWAYS	POINTS OFF GIVEAWAYS	POINTS OFF TO RATIO
09/11	Kansas City	+1	1 (1 FUM, 0 INT)	0	0 (0 FUM, 0 INT)	0	0
09/18	at Las Vegas	0	1 (1 FUM, 0 INT)	6	1 (0 FUM, 1 INT)	3	+3
09/25	L.A. Rams	+1	1 (1 FUM, 0 INT)	3	0 (0 FUM, 0 INT)	0	+3
10/02	at Carolina	+2	3 (1 FUM, 2 INT)	10	1 (0 FUM, 1 INT)	7	+3
10/09	Philadelphia	-1	0 (0 FUM, 0 INT)	0	1 (0 FUM, 1 INT)	0	0
10/16	at Seattle	-1	1 (1 FUM, 0 INT)	6	2 (1 FUM, 1 INT)	0	+6
10/20	New Orleans	+3	3 (0 FUM, 3 INT)	17	0 (0 FUM, 0 INT)	0	+17
10/30	at Minnesota	-2	1 (1 FUM, 0 INT)	3	3 (1 FUM, 2 INT)	13	-10
11/06	Seattle	0	1 (0 FUM, 1 INT)	7	1 (1 FUM, 0 INT)	0	+7
11/13	at L.A. Rams	+2	2 (1 FUM, 1 INT)	10	0 (0 FUM, 0 INT)	0	+10
11/21	San Francisco	--	--	--	--	--	--
11/27	L.A. Chargers	--	--	--	--	--	--
12/12	New England	--	--	--	--	--	--
12/18	at Denver	--	--	--	--	--	--
12/25	Tampa Bay	--	--	--	--	--	--
01/01	at Atlanta	--	--	--	--	--	--
01/08	at San Francisco	--	--	--	--	--	--
TOTALS		+5	14 (7 FUM, 7 INT)	62	9 (3 FUM, 6 INT)	23	+39

POSSESSION BREAKDOWN



DATE	OPPONENT	STARTING QB	POSS	TD	PAT	2-PT	M-2PT	FG	FGA	FGM	BK-FG	PUNT	INT	FUM	SAF	DWNS	HF	GM	PTS	TD%	SCORE%	PTS/POSS
9/11	Kansas City	K. Murray	11	3	2	2	1	0	0	0	0	5	0	0	0	1	1	1	21	27.3	27.3	1.91
9/18	at Las Vegas	K. Murray	9	3	3	2	2	0	0	0	0	3	1	0	0	2	0	0	23	33.3	33.3	2.56
9/25	L.A. Rams	K. Murray	9	0	0	0	0	4	4	0	0	4	0	0	0	1	0	0	12	0.0	44.4	1.33
10/2	at Carolina	K. Murray	12	3	2	1	0	2	2	0	0	3	1	0	0	2	0	1	26	25.0	41.7	2.17
10/9	Philadelphia	K. Murray	9	2	2	0	0	1	2	1	0	4	1	0	0	0	0	0	17	22.2	33.3	1.89
10/16	at Seattle	K. Murray	11	0	0	0	0	1	1	0	0	4	1	1	0	3	0	1	3	0.0	9.1	0.27
10/20	New Orleans	K. Murray	10	3	4	2	2	2	2	0	0	4	0	0	0	0	0	1	28	30.0	50.0	2.80
10/30	at Minnesota	K. Murray	12	3	2	1	0	2	2	0	0	3	2	1	0	1	0	1	26	25.0	41.7	2.17
11/6	Seattle	K. Murray	10	2	3	0	0	0	0	0	0	6	0	1	0	1	0	0	14	20.0	20.0	1.40
11/13	at L.A. Rams	C. McCoy	11	3	3	0	0	2	2	0	0	5	0	0	0	0	0	1	27	27.3	45.5	2.45
11/21	San Francisco	--	--	--	--	--	--	--	--	--	--	--	--	--	--	--	--	--	--	--	--	--
11/27	L.A. Chargers	--	--	--	--	--	--	--	--	--	--	--	--	--	--	--	--	--	--	--	--	--
12/12	New England	--	--	--	--	--	--	--	--	--	--	--	--	--	--	--	--	--	--	--	--	--
12/18	at Denver	--	--	--	--	--	--	--	--	--	--	--	--	--	--	--	--	--	--	--	--	--
12/25	Tampa Bay	--	--	--	--	--	--	--	--	--	--	--	--	--	--	--	--	--	--	--	--	--
1/1	at Atlanta	--	--	--	--	--	--	--	--	--	--	--	--	--	--	--	--	--	--	--	--	--
1/8	at San Francisco	--	--	--	--	--	--	--	--	--	--	--	--	--	--	--	--	--	--	--	--	--
2022 TOTALS			104	22	21	8	5	14	15	1	0	41	6	3	0	11	1	6	197	21.2	34.6	1.89

DATE	OPPONENT	STARTING QB	POSS	TD	PAT	2-PT	M-2PT	FG	FGA	FGM	BK-FG	PUNT	INT	FUM	SAF	DWNS	HF	GM	PTS	TD%	SCORE%	PTS/POSS
9/11	Kansas City	P. Mahomes	10	6	5	0	0	1	1	0	0	2	0	1	0	0	0	0	44	60.0	70.0	4.40
9/18	at Las Vegas	D. Carr	9	2	2	0	0	3	3	0	0	3	0	1	0	0	0	0	23	22.2	55.6	2.56
9/25	L.A. Rams	M. Stafford	10	2	2	0	0	2	2	0	0	3	0	1	0	0	1	1	20	20.0	40.0	2.00
10/2	at Carolina	B. Mayfield	11	1	1	1	0	1	1	0	0	4	2	1	0	2	0	0	9	9.1	18.2	0.82
10/9	Philadelphia	J. Hurts	9	2	2	0	0	2	2	0	0	4	0	0	0	0	0	1	20	22.2	44.4	2.22
10/16	at Seattle	G. Smith	12	1	1	0	0	4	4	0	0	6	0	1	0	0	0	0	19	8.3	41.7	1.58
10/20	New Orleans	A. Dalton	12	4	4	0	0	2	2	0	0	2	3	0	0	0	1	0	34	33.3	50.0	2.83
10/30	at Minnesota	K. Cousins	13	5	4	0	0	0	1	1	1	5	0	1	0	1	0	0	34	38.5	38.5	2.62
11/6	Seattle	G. Smith	12	4	4	0	0	1	1	0	0	3	1	0	0	1	1	1	31	33.3	41.7	2.58
11/13	at L.A. Rams	J. Wolford	11	2	2	0	0	1	1	0	0	5	1	1	0	0	1	0	17	18.2	27.3	1.55
11/21	San Francisco	--	--	--	--	--	--	--	--	--	--	--	--	--	--	--	--	--	--	--	--	--
11/27	L.A. Chargers	--	--	--	--	--	--	--	--	--	--	--	--	--	--	--	--	--	--	--	--	--
12/12	New England	--	--	--	--	--	--	--	--	--	--	--	--	--	--	--	--	--	--	--	--	--
12/18	at Denver	--	--	--	--	--	--	--	--	--	--	--	--	--	--	--	--	--	--	--	--	--
12/25	Tampa Bay	--	--	--	--	--	--	--	--	--	--	--	--	--	--	--	--	--	--	--	--	--
1/1	at Atlanta	--	--	--	--	--	--	--	--	--	--	--	--	--	--	--	--	--	--	--	--	--
1/8	at San Francisco	--	--	--	--	--	--	--	--	--	--	--	--	--	--	--	--	--	--	--	--	--
2022 TOTALS			109	29	27	1	0	17	18	1	1	37	7	7	0	4	4	3	251	26.6	42.2	2.30



THIRD DOWN EFFICIENCY ANALYSIS

CARDINALS 2022 REGULAR SEASON THIRD DOWN EFFICIENCY

CARDINALS

Date	Opponent	3rd & 1	3rd & 2	3rd & 3	3rd & 4	3rd & 5	3rd & 6	3rd & 7	3rd & 8	3rd & 9	3rd & 10+	Total
09/11	Kansas City	1 / 2	0 / 0	0 / 1	0 / 1	1 / 4	0 / 1	0 / 0	0 / 0	1 / 1	0 / 2	3 / 12
09/18	at Las Vegas	1 / 3	0 / 1	0 / 1	0 / 2	1 / 2	1 / 1	0 / 0	0 / 0	0 / 1	0 / 2	3 / 13
09/25	L.A. Rams	1 / 3	2 / 3	1 / 1	0 / 1	0 / 1	0 / 0	0 / 0	0 / 1	0 / 1	2 / 7	6 / 18
10/02	at Carolina	3 / 3	2 / 3	1 / 1	0 / 1	0 / 1	0 / 3	0 / 0	0 / 0	0 / 1	0 / 2	6 / 15
10/09	Philadelphia	2 / 3	0 / 0	2 / 2	0 / 1	1 / 1	1 / 1	0 / 1	1 / 1	0 / 1	1 / 3	8 / 14
10/16	at Seattle	0 / 0	0 / 0	0 / 2	1 / 1	0 / 1	2 / 5	1 / 1	0 / 1	0 / 0	0 / 5	4 / 16
10/20	New Orleans	0 / 0	0 / 0	1 / 1	0 / 0	0 / 2	0 / 1	0 / 1	1 / 1	0 / 1	1 / 3	3 / 10
10/30	at Minnesota	1 / 1	1 / 1	0 / 0	1 / 2	0 / 0	0 / 0	0 / 2	0 / 1	0 / 0	1 / 4	4 / 11
11/06	Seattle	0 / 1	2 / 2	0 / 0	0 / 3	2 / 2	0 / 0	0 / 0	1 / 1	0 / 0	1 / 5	6 / 14
11/13	at L.A. Rams	2 / 2	1 / 1	0 / 1	2 / 3	0 / 0	0 / 1	0 / 0	0 / 0	0 / 0	0 / 7	5 / 15
11/21	San Francisco	--	--	--	--	--	--	--	--	--	--	--
11/27	L.A. Chargers	--	--	--	--	--	--	--	--	--	--	--
12/12	New England	--	--	--	--	--	--	--	--	--	--	--
12/18	at Denver	--	--	--	--	--	--	--	--	--	--	--
12/25	Tampa Bay	--	--	--	--	--	--	--	--	--	--	--
01/01	at Atlanta	--	--	--	--	--	--	--	--	--	--	--
01/08	at San Francisco	--	--	--	--	--	--	--	--	--	--	--
TOTALS		11 / 18	8 / 11	5 / 10	4 / 15	5 / 14	4 / 13	1 / 5	3 / 6	1 / 6	6 / 40	48 / 138
		61.1%	72.7%	50.0%	26.7%	35.7%	30.8%	20.0%	50.0%	16.7%	15.0%	34.8%
		3RD & 1-3: 24 / 39 = 61.5%			3RD & 4-6: 13 / 42 = 31.0%			3RD & 7-10+: 11 / 57 = 19.3%				

OPPONENT 2022 REGULAR SEASON THIRD DOWN EFFICIENCY

OPPONENT

Date	Opponent	3rd & 1	3rd & 2	3rd & 3	3rd & 4	3rd & 5	3rd & 6	3rd & 7	3rd & 8	3rd & 9	3rd & 10+	Total
09/11	Kansas City	0 / 0	2 / 2	0 / 1	0 / 1	0 / 0	1 / 1	1 / 1	0 / 0	0 / 0	1 / 2	5 / 8
09/18	at Las Vegas	1 / 1	0 / 0	1 / 1	0 / 0	0 / 1	1 / 1	0 / 1	0 / 0	0 / 1	3 / 5	6 / 11
09/25	L.A. Rams	1 / 1	0 / 0	1 / 1	0 / 1	0 / 1	0 / 0	0 / 1	0 / 0	0 / 0	1 / 3	3 / 8
10/02	at Carolina	1 / 2	0 / 1	0 / 0	0 / 0	0 / 2	0 / 0	1 / 2	0 / 0	0 / 0	0 / 3	2 / 10
10/09	Philadelphia	3 / 4	0 / 1	1 / 1	0 / 0	0 / 1	0 / 0	0 / 1	0 / 1	0 / 0	2 / 4	6 / 13
10/16	at Seattle	1 / 2	0 / 1	0 / 0	1 / 1	1 / 1	1 / 2	0 / 1	0 / 1	0 / 0	0 / 5	4 / 14
10/20	New Orleans	2 / 2	1 / 1	0 / 1	0 / 0	1 / 1	0 / 0	0 / 2	0 / 1	1 / 2	1 / 3	6 / 13
10/30	at Minnesota	3 / 3	1 / 2	0 / 1	1 / 1	1 / 2	0 / 1	0 / 0	0 / 1	0 / 0	0 / 2	6 / 13
11/06	Seattle	2 / 2	1 / 1	2 / 2	1 / 2	0 / 0	1 / 2	1 / 2	0 / 0	0 / 1	2 / 3	10 / 15
11/13	at L.A. Rams	0 / 1	0 / 0	2 / 2	1 / 1	0 / 0	0 / 1	0 / 0	0 / 2	0 / 1	0 / 3	3 / 11
11/21	San Francisco	--	--	--	--	--	--	--	--	--	--	--
11/27	L.A. Chargers	--	--	--	--	--	--	--	--	--	--	--
12/12	New England	--	--	--	--	--	--	--	--	--	--	--
12/18	at Denver	--	--	--	--	--	--	--	--	--	--	--
12/25	Tampa Bay	--	--	--	--	--	--	--	--	--	--	--
01/01	at Atlanta	--	--	--	--	--	--	--	--	--	--	--
01/08	at San Francisco	--	--	--	--	--	--	--	--	--	--	--
TOTALS		14 / 18	5 / 9	7 / 10	4 / 7	3 / 9	4 / 8	3 / 11	0 / 6	1 / 5	10 / 33	51 / 116
		77.8%	55.6%	70.0%	57.1%	33.3%	50.0%	27.3%	0.0%	20.0%	30.3%	44.0%
		3RD & 1-3: 26 / 37 = 70.3%			3RD & 4-6: 11 / 24 = 45.8%			3RD & 7-10+: 14 / 55 = 25.5%				



CARDINALS

Date	Opponent	Pos	TD	PAT	2-Pt.	Miss		Blk/		INT	Fum	Dwns	Drive Ends			Score		
						PAT	FG	FGA	MFG				Half	Game	Pts	TD%	Pct.	Pts/Poss
09/11	Kansas City	3	3	1	1	0	0	0	0	0	0	0	0	0	21	100.0	100.0	7.0
09/18	at Las Vegas	4	3	1	2	0	0	0	0	0	0	1	0	0	23	75.0	75.0	5.8
09/25	L.A. Rams	2	0	0	0	0	2	2	0	0	0	0	0	0	6	0.0	100.0	3.0
10/02	at Carolina	5	2	2	0	0	2	2	0	0	0	1	0	0	20	40.0	80.0	4.0
10/09	Philadelphia	2	1	1	0	0	1	1	0	0	0	0	0	0	10	50.0	100.0	5.0
10/16	at Seattle	2	0	0	0	0	1	1	0	0	0	1	0	0	3	0.0	50.0	1.5
10/20	New Orleans	4	3	2	1	0	1	1	0	0	0	0	0	0	25	75.0	100.0	6.3
10/30	at Minnesota	3	2	2	0	0	1	1	0	0	0	0	0	0	17	66.7	100.0	5.7
11/06	Seattle	1	1	1	0	0	0	0	0	0	0	0	0	0	7	100.0	100.0	7.0
11/13	at L.A. Rams	4	3	3	0	0	1	1	0	0	0	0	0	0	24	75.0	100.0	6.0
11/21	San Francisco	--	--	--	--	--	--	--	--	--	--	--	--	--	--	--	--	--
11/27	L.A. Chargers	--	--	--	--	--	--	--	--	--	--	--	--	--	--	--	--	--
12/12	New England	--	--	--	--	--	--	--	--	--	--	--	--	--	--	--	--	--
12/18	at Denver	--	--	--	--	--	--	--	--	--	--	--	--	--	--	--	--	--
12/25	Tampa Bay	--	--	--	--	--	--	--	--	--	--	--	--	--	--	--	--	--
01/01	at Atlanta	--	--	--	--	--	--	--	--	--	--	--	--	--	--	--	--	--
01/08	at San Francisco	--	--	--	--	--	--	--	--	--	--	--	--	--	--	--	--	--
TOTALS		30	18	13	4	0	9	9	0	0	0	3	0	0	156	60.0	90.0	5.2

OPPONENT

Date	Opponent	Pos	TD	PAT	2-Pt.	Miss		Blk/		INT	Fum	Dwns	Drive Ends			Score		
						PAT	FG	FGA	MFG				Half	Game	Pts	TD%	Pct.	Pts/Poss
09/11	Kansas City	6	6	5	0	1	0	0	0	0	0	0	0	0	41	100.0	100.0	6.8
09/18	at Las Vegas	4	2	2	0	0	2	2	0	0	0	0	0	0	20	50.0	100.0	5.0
09/25	L.A. Rams	3	1	1	0	0	1	1	0	0	1	0	0	0	10	33.3	66.7	3.3
10/02	at Carolina	1	1	0	0	0	0	0	0	0	0	0	0	0	6	100.0	100.0	6.0
10/09	Philadelphia	4	2	2	0	0	2	2	0	0	0	0	0	0	20	50.0	100.0	5.0
10/16	at Seattle	5	1	1	0	0	4	4	0	0	0	0	0	0	19	20.0	100.0	3.8
10/20	New Orleans	5	3	3	0	0	1	1	0	1	0	0	0	0	24	60.0	80.0	4.8
10/30	at Minnesota	5	5	4	0	1	0	0	0	0	0	0	0	0	34	100.0	100.0	6.8
11/06	Seattle	4	4	4	0	0	0	0	0	0	0	0	0	0	28	100.0	100.0	7.0
11/13	at L.A. Rams	3	2	2	0	0	1	1	0	0	0	0	0	0	17	66.7	100.0	5.7
11/21	San Francisco	--	--	--	--	--	--	--	--	--	--	--	--	--	--	--	--	--
11/27	L.A. Chargers	--	--	--	--	--	--	--	--	--	--	--	--	--	--	--	--	--
12/12	New England	--	--	--	--	--	--	--	--	--	--	--	--	--	--	--	--	--
12/18	at Denver	--	--	--	--	--	--	--	--	--	--	--	--	--	--	--	--	--
12/25	Tampa Bay	--	--	--	--	--	--	--	--	--	--	--	--	--	--	--	--	--
01/01	at Atlanta	--	--	--	--	--	--	--	--	--	--	--	--	--	--	--	--	--
01/08	at San Francisco	--	--	--	--	--	--	--	--	--	--	--	--	--	--	--	--	--
TOTALS		40	27	24	0	2	11	11	0	1	1	0	0	0	219	67.5	95.0	5.5



CARDINALS HIGHS AND LOWS

HIGH	DATE	OPPONENT	OFFENSIVE CATEGORY	OPPONENT	DATE	LOW
42	10/20	vs. New Orleans	Points	at Seattle	10/16	9
25	10/20	vs. New Orleans	Points in a Quarter	vs. Kansas City	9/11	0
				at Las Vegas	9/18	
				vs. L.A. Rams	9/25	
				at Carolina	10/2	
				vs. Philadelphia	10/9	
				at Seattle	10/16	
				vs. Seattle	11/6	
				at L.A. Rams	11/13	
28	10/20	vs. New Orleans	Points in a Half	at Las Vegas	9/18	0
5	10/20	vs. New Orleans	Total Touchdowns	vs. L.A. Rams	9/25	0
81	9/25	vs. L.A. Rams	Total Plays	vs. New Orleans	10/20	60
413	9/18	at Las Vegas	Total Net Yards	vs. Seattle	11/6	262
28	9/18	at Las Vegas	Total First Downs	at Seattle	10/16	15
				vs. Seattle	11/6	
11	9/18	at Las Vegas	First Downs Rushing	at Seattle	10/16	5
				at Minnesota	10/30	
				vs. Seattle	11/6	
17	10/30	at Minnesota	First Downs Passing	vs. Seattle	11/6	8
4	9/18	at Las Vegas	First Down Penalties	vs. Kansas City	9/11	0
				vs. L.A. Rams	9/25	
				vs. Philadelphia	10/9	
				at Seattle	10/16	
57.1%	10/9	vs. Philadelphia	Third Down Efficiency	at Las Vegas	9/18	23.1%
5.4	10/20	vs. New Orleans	Average Yards Per Play	vs. Seattle	11/6	4.3
	10/30	at Minnesota				
144	10/16	at Seattle	Total Net Yards Rushing	vs. L.A. Rams	9/25	70
37	10/2	at Carolina	Rushing Attempts	vs. L.A. Rams	9/25	21
				vs. Seattle	11/6	
5.8	11/6	vs. Seattle	Rushing Average Yards	at L.A. Rams	11/13	3
2	9/18	at Las Vegas	Rushing Touchdowns	vs. L.A. Rams	9/25	0
	10/20	vs. New Orleans		at Seattle	10/16	
	11/13	at L.A. Rams		at Minnesota	10/30	
				vs. Seattle	11/6	
297	10/30	at Minnesota	Total Net Yards Passing	vs. Seattle	11/6	140
58	9/25	vs. L.A. Rams	Passing Attempts	vs. New Orleans	10/20	29
37	9/25	vs. L.A. Rams	Passing Completions	vs. New Orleans	10/20	20
3	10/30	at Minnesota	Passing Touchdowns	vs. L.A. Rams	9/25	0
				at Seattle	10/16	
6.2	10/2	at Carolina	Passing Yards Average	vs. Seattle	11/6	3.5
	10/30	at Minnesota				
2	10/30	at Minnesota	Passes Thrown for Interception	vs. Kansas City	9/11	0
				vs. L.A. Rams	9/25	
				vs. New Orleans	10/20	
				vs. Seattle	11/6	
				at L.A. Rams	11/13	
6	10/16	at Seattle	Times Sacked	at Las Vegas	9/18	1
				at Carolina	10/2	
				vs. Philadelphia	10/9	
6	10/16	at Seattle	QB Sacks	at Las Vegas	9/18	1
				at Carolina	10/2	
				vs. Philadelphia	10/9	
51	10/16	at Seattle	Sack Yards Lost	at Carolina	10/2	1
6	11/6	vs. Seattle	Total Punts	at Las Vegas	9/18	3
				at Carolina	10/2	
				at Minnesota	10/30	
288	11/6	vs. Seattle	Total Punt Yards	at Las Vegas	9/18	136
56.7	10/2	at Carolina	Punt Gross Average Yards	vs. L.A. Rams	9/25	40
44.3	10/30	at Minnesota	Punt Net Average Yards	vs. L.A. Rams	9/25	29
3	9/25	vs. L.A. Rams	Punt Returns	vs. New Orleans	10/20	0
	10/2	at Carolina				
	10/16	at Seattle				
	10/30	at Minnesota				
	11/13	at L.A. Rams				
40	11/13	at L.A. Rams	Punt Return Yards	vs. Kansas City	9/11	-1
13.3	11/13	at L.A. Rams	Punt Return Yards Average	vs. Kansas City	9/11	-1.0
4	11/6	vs. Seattle	Kickoff Returns	vs. L.A. Rams	9/25	0
81	11/6	vs. Seattle	Kickoff Return Yards	vs. L.A. Rams	9/25	0
12	9/18	at Las Vegas	Total Penalties	vs. Philadelphia	10/9	2
	11/6	vs. Seattle				
120	9/18	at Las Vegas	Penalty Yards	vs. Philadelphia	10/9	15
3	9/11	vs. Kansas City	Total Fumbles	at Las Vegas	9/18	0
	10/16	at Seattle		vs. Philadelphia	10/9	
	11/6	vs. Seattle				
1	10/16	at Seattle	Fumbles Lost	vs. Kansas City	9/11	0
	10/30	at Minnesota		at Las Vegas	9/18	
	11/6	vs. Seattle		vs. L.A. Rams	9/25	
				at Carolina	10/2	
				vs. Philadelphia	10/9	
				vs. New Orleans	10/20	
				at L.A. Rams	11/13	
38:35	10/2	at Carolina	Time of Possession	vs. Kansas City	9/11	25:18
3	10/30	at Minnesota	Turnovers	vs. Kansas City	9/11	0
				vs. L.A. Rams	9/25	
				vs. New Orleans	10/20	
				at L.A. Rams	11/13	

CARDINALS HIGHS AND LOWS



HIGH	DATE	OPPONENT	DEFENSIVE CATEGORY	OPPONENT	DATE	LOW
44	9/11	vs. Kansas City	Points	at Carolina	10/2	16
17	10/20	vs. New Orleans	Points in a Quarter	at Las Vegas	9/18	0
				vs. L.A. Rams	9/25	
				at Carolina	10/2	
23	9/11	vs. Kansas City	Points in a Half	at L.A. Rams	11/13	
				at Las Vegas	9/18	3
6	9/11	vs. Kansas City	Total Touchdowns	at L.A. Rams	11/13	
71	10/9	vs. Philadelphia	Total Plays	at Seattle	10/16	1
	10/20	vs. New Orleans		vs. L.A. Rams	9/25	46
494	10/20	vs. New Orleans	Total Net Yards	at Carolina	10/2	220
33	9/11	vs. Kansas City	Total First Downs	at Carolina	10/2	11
12	10/9	vs. Philadelphia	First Downs Rushing	at Carolina	10/2	3
22	9/11	vs. Kansas City	First Downs Passing	at Carolina	10/2	8
4	9/11	vs. Kansas City	First Down Penalties	vs. L.A. Rams	9/25	0
				at Carolina	10/2	
				vs. Philadelphia	10/9	
66.7%	11/6	vs. Seattle	Third Down Efficiency	at L.A. Rams	11/13	
7.4	9/11	vs. Kansas City	Average Yards Per Play	at Carolina	10/2	20.0%
	9/25	vs. L.A. Rams		at Carolina	10/2	4.3
173	10/30	at Minnesota	Total Net Yards Rushing	at L.A. Rams	11/13	
34	11/6	vs. Seattle	Rushing Attempts	at Carolina	10/2	40
6	10/30	at Minnesota	Rushing Average Yards	at Carolina	10/2	13
3	10/30	at Minnesota	Rushing Touchdowns	at Carolina	10/2	3.1
				at Las Vegas	9/18	0
				at Carolina	10/2	
409	10/20	vs. New Orleans	Total Net Yards Passing	vs. New Orleans	10/20	
49	10/20	vs. New Orleans	Passing Attempts	at Seattle	10/16	160
32	10/20	vs. New Orleans	Passing Completions	vs. L.A. Rams	9/25	25
5	9/11	vs. Kansas City	Passing Touchdowns	vs. L.A. Rams	9/25	18
				vs. Philadelphia	10/9	0
				at Seattle	10/16	
9.2	9/11	vs. Kansas City	Passing Yards Average	at Seattle	10/16	4.4
3	9/25	vs. L.A. Rams	Passes Thrown for Interception	vs. Kansas City	9/11	0
	10/20	vs. New Orleans		at Las Vegas	9/18	
				vs. L.A. Rams	9/25	
				vs. Philadelphia	10/9	
				at Seattle	10/16	
5	10/16	at Seattle	Times Sacked	at Minnesota	10/30	
				vs. Kansas City	9/11	0
5	10/16	at Seattle	QB Sacks	vs. New Orleans	10/20	
				vs. Kansas City	9/11	0
37	10/16	at Seattle	Sack Yards Lost	vs. New Orleans	10/20	
				vs. Kansas City	9/11	0
6	10/16	at Seattle	Total Punts	vs. New Orleans	10/20	
				vs. Kansas City	9/11	2
293	10/16	at Seattle	Total Punt Yards	vs. New Orleans	10/20	
54	9/11	vs. Kansas City	Punt Gross Average Yards	vs. New Orleans	10/20	94
	11/6	vs. Seattle		vs. L.A. Rams	9/25	45
51.7	11/6	vs. Seattle	Punt Net Average Yards	at L.A. Rams	11/13	38.4
5	9/11	vs. Kansas City	Punt Returns	at Las Vegas	9/18	0
44	9/11	vs. Kansas City	Punt Return Yards	at Las Vegas	9/18	0
	9/25	vs. L.A. Rams				
14.0	10/2	at Carolina	Punt Return Yards Average	at Las Vegas	9/18	0.0
	10/20	vs. New Orleans				
4	10/2	at Carolina	Kickoff Returns	at Las Vegas	9/18	0
				vs. Philadelphia	10/9	
				at Seattle	10/16	
				at Minnesota	10/30	
62	10/2	at Carolina	Kickoff Return Yards	at Las Vegas	9/18	0
				vs. Philadelphia	10/9	
				at Seattle	10/16	
				at Minnesota	10/30	
10	9/18	at Las Vegas	Total Penalties	vs. Kansas City	9/11	3
	10/30	at Minnesota		vs. Philadelphia	10/9	
86	10/30	at Minnesota	Penalty Yards	vs. Kansas City	9/11	25
5	9/11	vs. Kansas City	Total Fumbles	vs. New Orleans	10/20	0
1	9/11	vs. Kansas City	Fumbles Lost	vs. Philadelphia	10/9	0
	9/18	at Las Vegas		vs. New Orleans	10/20	
	9/25	vs. L.A. Rams		vs. Seattle	11/6	
	10/2	at Carolina				
	10/16	at Seattle				
	10/30	at Minnesota				
	11/13	at L.A. Rams				
34:42	9/11	vs. Kansas City	Time of Possession	at Carolina	10/2	21:25
3	10/2	at Carolina	Turnovers	vs. Philadelphia	10/9	0
	10/20	vs. New Orleans				



CARDINALS SUPERLATIVES

2022 REGULAR SEASON CARDINALS INDIVIDUAL SINGLE-GAME HIGHS

Touchdowns	2
Passes Attempted	58
Passes Completed	37
Completion Percentage	71.8
Passing Yards	326
Yards Per Attempt	7.4
Touchdown Passes	3
Pass Receptions	14
Receiving Yards	159
Touchdown Receptions	1

Rushing Yards	100
Rushing Attempts	21
Rushing Average	10.0
Rushing Touchdowns	2
Yards From Scrimmage	159
Combined Net Yards	159
Interceptions Made	1

Interceptions Thrown	2
INT Return Yards	56
Tackles	13
Sacks	2.0
Punts	6
Punts Inside the 20	2
Punting Average	56.7
Punt Returns	3

Punt Return Yards	40
Kickoff Returns	4
Kickoff Return Yards	81
Field Goals Attempted	4
Field Goals Made	4

James Conner	at Rams	11/13
Kyler Murray	vs. Rams	09/25
Kyler Murray	vs. Rams	09/25
Kyler Murray	at Panthers	10/02
Kyler Murray	at Vikings	10/30
Kyler Murray	at Vikings	10/30
Kyler Murray	at Vikings	10/30
Marquise Brown	vs. Rams	09/25
DeAndre Hopkins	at Vikings	10/30
A.J. Green	at Rams	11/13
Zach Ertz	vs. Seahawks	11/06
DeAndre Hopkins	vs. Seahawks	11/06
Zach Ertz	at Vikings	10/30
DeAndre Hopkins	at Vikings	10/30
Rondale Moore	at Vikings	10/30
Greg Dortch	vs. Saints	10/20
Marquise Brown	vs. Eagles	10/09
Marquise Brown	at Panthers	10/02
Zach Ertz	at Panthers	10/02
Greg Dortch	at Raiders	09/18
Marquise Brown	vs. Chiefs	09/11
Zach Ertz	vs. Chiefs	09/11
Kyler Murray	at Seahawks	10/16
James Conner	at Rams	11/13
Kyler Murray	at Seahawks	10/16
James Conner	at Rams	11/13
DeAndre Hopkins	at Vikings	10/30
DeAndre Hopkins	at Vikings	10/30
Budda Baker	at Rams	11/13
Zaven Collins	vs. Seahawks	11/06
Antonio Hamilton	vs. Saints	10/20
Isaiah Simmons	vs. Saints	10/20
Marco Wilson	vs. Saints	10/20
Jalen Thompson	vs. Eagles	10/09
Dennis Gardeck	at Panthers	10/02
Jalen Thompson	at Panthers	10/02
Kyler Murray	at Vikings	10/30
Isaiah Simmons	vs. Saints	10/20
Isaiah Simmons	vs. Eagles	10/09
Budda Baker	vs. Chiefs	09/11
J.J. Watt	at Vikings	10/30
Zaven Collins	at Seahawks	10/16
Andy Lee	vs. Seahawks	11/06
Andy Lee	at Vikings	10/30
Andy Lee	vs. Eagles	10/09
Andy Lee	at Panthers	10/02
Greg Dortch	at Rams	11/13
Greg Dortch	at Vikings	10/30
Greg Dortch	at Seahawks	10/16
Greg Dortch	at Panthers	10/02
Greg Dortch	vs. Rams	09/25
Greg Dortch	at Rams	11/13
Greg Dortch	vs. Seahawks	11/06
Greg Dortch	vs. Seahawks	11/06
Matt Prater	vs. Rams	09/25
Matt Prater	vs. Rams	09/25

2022 REGULAR SEASON ARIZONA CARDINALS LONGEST PLAYS

Run From Scrimmage	45
Touchdown Run	11
Passing Long	38
Touchdown Pass Long	38
Pass Reception	38
Touchdown Reception	38
Interception Return	56
Longest INT Return for TD	56
Longest Opponent's Fumble Return	59
Punt Return	18
Kickoff Return	44
Punt	65
Field Goal	50
Field Goal Attempt	50

Eno Benjamin	vs. Saints	10/20
Eno Benjamin	vs. Eagles	10/09
Kyler Murray	at Vikings	10/30
Kyler Murray	at Vikings	10/30
Rondale Moore	at Vikings	10/30
Rondale Moore	at Vikings	10/30
Isaiah Simmons	vs. Saints	10/20
Isaiah Simmons	vs. Saints	10/20
Byron Murphy Jr.	at Raiders	09/18
Greg Dortch	at Raiders	09/18
Eno Benjamin	vs. Chiefs	09/11
Andy Lee	vs. Seahawks	11/06
Rodrigo Blankenship	vs. Saints	10/20
Rodrigo Blankenship	vs. Saints	10/20



2022 REGULAR SEASON OPPONENTS INDIVIDUAL SINGLE-GAME HIGHS

OPPONENT DATE

Touchdowns	2	Kenneth Walker III	vs. Seahawks	11/06
		Juwan Johnson	vs. Saints	10/20
		Jalen Hurts	vs. Eagles	10/09
		Clyde Edwards-Helaire	vs. Chiefs	09/11
Passes Attempted	47	Andy Dalton	vs. Saints	10/20
Passes Completed	30	Andy Dalton	vs. Saints	10/20
		Patrick Mahomes	vs. Chiefs	09/11
Completion Percentage	76.9	Patrick Mahomes	vs. Chiefs	09/11
Passing Yards	361	Andy Dalton	vs. Saints	10/20
Yards Per Attempt	10.0	Matthew Stafford	vs. Rams	09/25
Touchdown Passes	5	Patrick Mahomes	vs. Chiefs	09/11
Pass Receptions	10	DeVonta Smith	vs. Eagles	10/09
Receiving Yards	121	Travis Kelce	vs. Chiefs	09/11
Touchdown Receptions	2	Juwan Johnson	vs. Saints	10/20
		Clyde Edwards-Helaire	vs. Chiefs	09/11
Rushing Yards	111	Dalvin Cook	at Vikings	10/30
Rushing Attempts	26	Kenneth Walker III	vs. Seahawks	11/06
Rushing Average	8.0	Alexander Mattison	at Vikings	10/30
		Geno Smith	at Seahawks	10/16
Rushing Touchdowns	2	Kenneth Walker III	vs. Seahawks	11/06
		Jalen Hurts	vs. Eagles	10/09
Yards From Scrimmage	141	Dalvin Cook	at Vikings	10/30
Combined Net Yards	141	Dalvin Cook	at Vikings	10/30
Interceptions Made	1	Camryn Bynum	at Vikings	10/30
		Harrison Smith	at Vikings	10/30
		Tariq Woolen	at Seahawks	10/16
		C.J. Gardner-Johnson	vs. Eagles	10/09
		Frankie Luvu	at Panthers	10/02
		Amik Robertson	at Raiders	09/18
Interceptions Thrown	3	Andy Dalton	vs. Saints	10/20
INT Return Yards	33	Frankie Luvu	at Panthers	10/02
Tackles	16	Divine Deablo	at Raiders	09/18
Sacks	3.0	Za'Darius Smith	at Vikings	10/30
Punts	6	Michael Dickson	at Seahawks	10/16
Punts Inside the 20	3	Arryn Siposs	vs. Eagles	10/09
Punting Average	54.0	Michael Dickson	vs. Seahawks	11/06
		Tommy Townsend	vs. Chiefs	09/11
Punt Returns	4	Sky Moore	vs. Chiefs	09/11
Punt Return Yards	43	Brandon Powell	vs. Rams	09/25
Kickoff Returns	2	Brandon Powell	at Rams	11/13
		Dee Eskridge	vs. Seahawks	11/06
		Chuba Hubbard	at Panthers	10/02
Kickoff Return Yards	41	Dee Eskridge	vs. Seahawks	11/06
Field Goals Attempted	4	Jason Myers	at Seahawks	10/16
Field Goals Made	4	Jason Myers	at Seahawks	10/16

2022 REGULAR SEASON OPPONENTS LONGEST PLAYS

OPPONENT DATE

Run From Scrimmage	34	Kenneth Walker III	at Seahawks	10/16
Touchdown Run	20	Cooper Kupp	vs. Rams	09/25
Passing Long	64	Andy Dalton	vs. Saints	10/20
Touchdown Pass Long	53	Andy Dalton	vs. Saints	10/20
Pass Reception	64	Kevin White	vs. Saints	10/20
Touchdown Reception	53	Rashid Shaheed	vs. Saints	10/20
Interception Return	33	Frankie Luvu	at Panthers	10/02
Longest INT Return for TD	33	Frankie Luvu	at Panthers	10/02
Punt Return	22	Brandon Powell	vs. Rams	09/25
Punt	66	AJ Cole	at Raiders	09/18
Field Goal	55	Daniel Carlson	at Raiders	09/18
Field Goal Attempt	56	Greg Joseph	at Vikings	10/30



CARDINALS TRANSACTIONS

DATE	POS.	NAME	TRANSACTION
1/16	CB	Breon Borders	Released
1/17	DL	Zach Kerr	Elevated to the active roster from the practice squad as a standard elevation
1/17	CB	Kevin Peterson	Elevated to the active roster from the practice squad as a standard elevation
1/17	LB	Ezekiel Turner	Activated from the injured reserve/designated for return list
1/17	DL	J.J. Watt	Activated from the injured reserve/designated for return list
1/19	G	Eric Smith	Signed a reserve/future contract
1/19	S	Javon Hagan	Signed a reserve/future contract
1/19	TE	Bernhard Seikovits	Signed a reserve/future contract
1/19	ILB	Joe Walker	Signed a reserve/future contract
1/19	WR	Andre Baccellia	Signed a reserve/future contract
1/19	CB	Breon Borders	Signed a reserve/future contract
1/19	CB	Nate Brooks	Signed a reserve/future contract
1/19	DE	Matt Dickerson	Signed a reserve/future contract
1/19	G	Danny Isidora	Signed a reserve/future contract
1/19	G	Koda Martin	Signed a reserve/future contract
1/19	RB	Jaylen Samuels	Signed a reserve/future contract
1/19	TE	David Wells	Signed a reserve/future contract
1/19	CB	Jace Whittaker	Signed a reserve/future contract
1/19	TE	Deon Yelder	Signed a reserve/future contract
1/25	P	Nolan Cooney	Signed a reserve/future contract
2/9	DE	Jonathan Ledbetter	Signed a reserve/future contract
3/9	RB	Jonathan Ward	Signed to a one-year contract
3/9	ILB	Jordan Hicks	Released
3/10	WR	Antoine Wesley	Signed to a one-year contract
3/13	TE	Zach Ertz	Signed to a three-year contract
3/14	QB	Colt McCoy	Signed to a two-year contract
3/14	RB	James Conner	Signed to a three-year contract
3/14	OLB	Dennis Gardeck	Signed to a three-year contract
3/14	DE	Michael Dogbe	Signed to a one-year contract
3/16	CB	Jeff Gladney	Signed to a two-year contract
3/16	TE	Maxx Williams	Signed to a one-year contract
3/17	LS	Aaron Brewer	Signed to a one-year contract
3/17	P	Andy Lee	Signed to a one-year contract
3/18	ILB	Ezekiel Turner	Signed to a one-year contract
3/22	OLB	Nick Vigil	Signed to a one-year contract
3/28	G	Will Hernandez	Signed to a one-year contract
4/4	TE	Stephen Anderson	Signed to a one-year contract
4/14	WR	A.J. Green	Signed to a one-year contract
4/19	OL	Haggai Ndubuisi	Signed to a three-year contract
4/26	OLB	Ron'Dell Carter	Awarded waiver claim (Houston)
4/26	CB	Antonio Hamilton	Re-signed to a one-year contract
4/28	WR	Marquise Brown	Acquired from the Ravens along with a third-round selection in the 2022 NFL Draft for a first-round selection in the 2022 NFL Draft
5/2	S	Charles Washington	Re-signed to a one-year contract
5/12	RB	Keaontay Ingram	Signed to a four-year contract
5/12	LB	Jesse Luketa	Signed to a four-year contract
5/12	OL	Lecitus Smith	Signed to a four-year contract
5/13	DL	Kingsley Keke	Signed to a one-year contract
5/17	LB	Jessie Lemonier	Awarded waiver claim (Detroit)
5/17	OL	Marquis Hayes	Signed to a four-year contract
5/17	CB	Christian Matthew	Signed to a four-year contract
5/17	TE	Trey McBride	Signed to a four-year contract
5/18	DE	Myjai Sanders	Signed to a four-year contract
5/31	RB	Jaylen Samuels	Released
5/31	RB	Darrel Williams	Signed to a one-year contract
6/16	CB	Josh Jackson	Signed to a one-year contract
6/16	LB	Ben Niemann	Signed to a one-year contract
7/21	QB	Kyler Murray	Signed to a five-year contract extension
7/22	TE	Maxx Williams	Placed on PUP
7/22	WR	Victor Bolden Jr.	Signed a one-year contract
7/26	WR	Marquise Brown	Placed on NFI
7/29	DL	Matt Dickerson	Released
7/29	TE	David Wells	Released
7/29	DL	Antwaun Woods	Signed to a one-year contract
7/29	DL	Christian Ringo	Signed to a one-year contract
8/2	WR	Christian Blake	Released
8/2	OL	Rashaad Coward	Signed to a one-year contract
8/2	WR	Marquise Brown	Activated from NFI
8/4	TE	Maxx Williams	Activated from PUP
8/4	OL	Eric Smith	Released
8/4	WR	Marcell Ateman	Signed to a one-year contract
8/9	CB	Nate Brooks	Released
8/9	CB	Cortez Davis	Signed to a one-year contract
8/14	CB	Breon Borders	Released
8/14	DL	Kingsley Keke	Released
8/14	OL	Greg Long	Released
8/14	OL	Haggai Ndubuisi	Released
8/14	RB	Ronnie Rivers	Released
8/17	LB	Jessie Lemonier	Released
8/18	TE	Josh Hokit	Signed a one-year contract
8/19	TE	Deon Yelder	Released
8/19	OL	Greg Long	Re-signed
8/22	WR	Marcell Ateman	Released
8/22	OL	Cody Ford	Acquired from the Bills in exchange for a 2023 fifth round draft choice
8/23	CB	Darrell Baker Jr.	Waived/Injured
8/23	P	Nolan Cooney	Released
8/23	CB	Cortez Davis	Released
8/23	TE	Josh Hokit	Released
8/29	CB	Josh Jackson	Released
8/29	OL	Koda Martin	Released
8/29	LB	Joe Walker	Released
8/30	CB	Trayvon Mullen Jr.	Acquired from Raiders in exchange for an undisclosed 2023 draft pick
8/30	OL	Marquis Hayes	Placed on Injured Reserve
8/30	TE	Stephen Anderson	Released
8/30	WR	Andre Baccellia	Released
8/30	WR	Victor Bolden Jr.	Released
8/30	LS	Aaron Brewer	Released
8/30	OL	Rashaad Coward	Released
8/30	OL	Danny Isidora	Released
8/30	DL	Manny Jones	Released
8/30	LB	Devon Kennard	Released
8/30	WR	Jontre Kirklín	Released
8/30	LB	Jesse Luketa	Released
8/30	QB	Trace McSorley	Released
8/30	WR	JaVonta Payton	Released
8/30	TE	Bernhard Seikovits	Released
8/30	CB	Jace Whittaker	Released
8/30	S	James Wiggins	Released
8/30	DL	Antwaun Woods	Released
8/30	LB	Chandler Wooten	Released
8/30	OL	Justin Murray	Reached injury settlement
8/30	DL	Christian Ringo	Reached injury settlement
8/30	OL	Josh Miles	Waived/Injured
8/30	TE	Chris Pierce Jr.	Waived/Injured
8/30	WR	DeAndre Hopkins	Placed on Reserve/Suspended List
8/31	CB	Christian Matthew	Released
8/31	WR	Andre Baccellia	Signed to practice squad
8/31	WR	Victor Bolden Jr.	Signed to practice squad
8/31	OL	Rashaad Coward	Signed to practice squad
8/31	DL	Danny Isidora	Signed to practice squad
8/31	DL	Manny Jones	Signed to practice squad
8/31	WR	Jontre Kirklín	Signed to practice squad
8/31	LB	Jesse Luketa	Signed to practice squad
8/31	QB	Trace McSorley	Signed to practice squad
8/31	CB	Jace Whittaker	Signed to practice squad
8/31	DL	Antwaun Woods	Signed to practice squad
8/31	LB	Chandler Wooten	Signed to practice squad
8/31	TE	Bernhard Seikovits	International Player Practice Squad Exemption
8/31	CB	Javelin Guidry	Claimed off waivers (NYJ)
8/31	TE	Chris Pierce Jr.	Placed on Injured Reserve
8/31	OL	Josh Miles	Placed on Injured Reserve
9/1	TE	Stephen Anderson	Re-signed to roster
9/1	CB	Christian Matthew	Re-signed to roster
9/1	LS	Aaron Brewer	Re-signed to roster
9/1	CB	Antonio Hamilton	Placed on non-football injury
9/1	S	Charles Washington	Placed on Injured Reserve
9/1	WR	Antoine Wesley	Placed on Injured Reserve
9/1	LB	Devon Kennard	Signed to practice squad
9/1	S	Steven Parker	Signed to practice squad
9/1	S	Josh Thomas	Signed to practice squad
9/1	OL	Badara Traore	Signed to practice squad
9/2	TE	Chris Pierce Jr.	Waived/Injured
9/2	S	Jalen Thompson	Signed to a three-year contract extension
9/2	DT	Andrew Brown	Signed to practice squad
9/7	QB	Colt McCoy	Placed on Injured Reserve
9/7	QB	Trace McSorley	Signed to active roster
9/7	WR	Jontre Kirklín	Released
9/7	CB	Corey Ballentine	Signed to practice squad
9/10	LB	Devon Kennard	Elevated from practice squad to active roster
9/10	CB	Jace Whittaker	Elevated from practice squad to active roster
9/10	CB	Javelin Guidry	Released
9/10	WR	Andre Baccellia	Signed from practice squad to active roster
9/10	OL	Cody Ford	Placed on Injured Reserve
9/10	OL	Max Garcia	Signed from NYG's practice squad to active roster
9/14	WR	Victor Bolden Jr.	Placed on PS-Injured Reserve
9/14	OL	Rashaad Coward	Placed on PS-Injured Reserve
9/14	WR	Jeff Cotton Jr.	Signed to practice squad
9/14	WR	JaVonta Payton	Signed to practice squad
9/14	OL	Koda Martin	Signed to practice squad
9/15	WR	JaVonta Payton	Released
9/15	WR	Javon Wims	Signed to practice squad
9/17	LB	Devon Kennard	Elevated from practice squad to active roster
9/17	CB	Jace Whittaker	Elevated from practice squad to active roster
9/20	WR	Andre Baccellia	Released
9/20	LB	Devon Kennard	Signed to active roster
9/20	OL	Lachavious Simmons	Signed to practice squad
9/20	OL	Koda Martin	Released
9/20	CB	Corey Ballentine	Released
9/20	WR	Jeff Cotton Jr.	Released
9/20	S	Steven Parker	Released
9/21	WR	Andre Baccellia	Signed to practice squad



9/24	WR	Andre Baccellia	Elevated from practice squad to active roster
9/24	CB	Jace Whittaker	Elevated from practice squad to active roster
9/27	LB	Jesse Luketa	Signed to the active roster
9/27	S	Deionte Thompson	Released
9/29	S	Chris Banjo	Signed to practice squad
10/1	WR	Andre Baccellia	Elevated from practice squad to active roster
10/1	S	Chris Banjo	Elevated from practice squad to active roster
10/4	OL	Billy Price	Signed from LV's practice squad to active roster
10/4	WR	Andy Isabella	Released
10/4	QB	Jarrett Guarantano	Released
10/4	K	Matt Ammendola	Signed to practice squad
10/5	OL	Koda Martin	Signed to practice squad
10/5	OL	Lachavious Simmons	Placed on practice squad/injured reserve
10/7	TE	Maxx Williams	Released
10/8	LEO	Nick Vigil	Placed on Injured Reserve
10/8	CB	Antonio Hamilton	Activated from the designated to return list
10/8	WR	Andre Baccellia	Signed to the active roster
10/8	K	Matt Ammendola	Elevated from practice squad to active roster
10/8	S	Chris Banjo	Elevated from practice squad to active roster
10/10	TE	Maxx Williams	Signed to practice squad
10/10	WR	C.J. Board	Released
10/11	WR	Andre Baccellia	Released
10/11	OL	Danny Isidora	Released
10/12	K	Matt Ammendola	Signed to active roster from practice squad
10/12	S	Chris Banjo	Signed to active roster from practice squad
10/12	RB	Jonathan Ward	Placed on Injured Reserve
10/12	RB	Corey Clement	Signed to practice squad
10/12	RB	Ty'Son Williams	Signed to practice squad
10/12	WR	Laquon Treadwell	Signed to practice squad
10/12	WR	Andre Baccellia	Signed to practice squad
10/15	LB	Devon Kennard	Released
10/15	QB	Colt McCoy	Activated from injured reserve list
10/17	WR	Robbie Anderson	Acquired from Panthers in exchange for undisclosed draft picks
10/17	K	Matt Ammendola	Released
10/17	WR	DeAndre Hopkins	Activated from Reserve/Suspended list
10/18	OL	Cody Ford	Designated to return from injured list

10/18	WR	Stanley Berryhill	Released
10/18	K	Rodrigo Blankenship	Signed to practice squad
10/20	WR	Marquise Brown	Placed on Injured Reserve
10/20	OL	Justin Pugh	Placed on Injured Reserve
10/20	OL	Cody Ford	Activated from the designated to return list
10/26	DL	Rashard Lawrence	Placed on Injured Reserve
10/26	K	Rodrigo Blankenship	Signed to active roster
10/26	WR	Laquon Treadwell	Released
10/26	OL	Danny Isidora	Signed to practice squad
10/26	OL	Sage Duxtater	Signed to practice squad
11/2	K	Rodrigo Blankenship	Waived/Injured
11/2	LB	Kamu Grugier-Hill	Signed to a one-year contract
11/2	DL	Eric Banks	Signed to practice squad
11/2	OL	Rashaad Coward	Signed to practice squad
11/2	RB	Darrel Williams	Placed on Injured Reserve
11/2	DT	Trysten Hill	Claimed off waivers (DAL)
11/7	P	Nolan Cooney	Signed to practice squad
11/7	OL	Koda Martin	Released
11/9	S	Charles Washington	Designated to return from injured list
11/9	DL	Antwaun Woods	Placed on PS-Injured Reserve
11/9	OL	Koda Martin	Signed to practice squad
11/9	OL	Jean Delance	Signed to practice squad
11/9	OL	Sage Duxtater	Signed to practice squad
11/9	OL	Wyatt Davis	Claimed off waivers (NO)
11/9	OL	Will Hernandez	Placed on Injured Reserve
11/10	DL	Michael Dogbe	Released
11/12	C	Rodney Hudson	Placed on Injured Reserve
11/12	K	Tristan Vizcaino	Signed to active roster
11/12	S	Charles Washington	Activated from the designated to return list
11/14	RB	Eno Benjamin	Released
11/15	K	Tristan Vizcaino	Released
11/15	OL	Sage Duxtater	Released
11/15	LB	Blake Lynch	Released
11/15	OL	Rashaad Coward	Signed to active roster
11/15	DL	Michael Dogbe	Signed to practice squad



CARDINALS PARTICIPATION

2022 REGULAR SEASON ARIZONA CARDINALS PLAYER PARTICIPATION																			2022			
	1	2	3	4	5	6	7	8	9	10	11	12	13	14	15	16	17					
	KC	@ LV	LAR	@ CAR	PHI	@ SEA	NO	@ MIN	SEA	@ LAR	SF	LAC	NE	@ DEN	TB	@ ATL	@ SF					
PLAYERS	9/11	9/18	9/25	10/2	10/9	10/16	10/20	10/30	11/6	11/13	11/21	11/27	12/12	12/18	12/25	1/1	1/8	GP	GS	DNP	IN	
Zach Allen	DT	DT	DT	DT	DT	DT	DT	DT	DT	DT	-	-	-	-	-	-	-	10	10	0	0	
Matt Ammendola	-	-	-	-	P	P	-	-	-	-	-	-	-	-	-	-	-	2	0	0	0	
Robbie Anderson	-	-	-	-	-	-	P	P	WR	P	-	-	-	-	-	-	-	4	1	0	0	
Stephen Anderson	P	P	P	P	P	P	P	P	P	P	-	-	-	-	-	-	-	10	0	0	0	
Andre Baccellia	P	P	P	P	P	PS	PS	PS	PS	PS	-	-	-	-	-	-	-	5	0	0	0	
Budda Baker	S	S	S	S	S	S	S	S	S	S	-	-	-	-	-	-	-	10	10	0	0	
Chris Banjo	-	-	-	P	DB	P	P	P	P	P	-	-	-	-	-	-	-	7	1	0	0	
Eric Banks	-	-	-	-	-	-	-	-	PS	PS	-	-	-	-	-	-	-	0	0	0	0	
Kelvin Beachum	RT	RT	RT	RT	RT	RT	RT	RT	RT	RT	-	-	-	-	-	-	-	10	10	0	0	
Eno Benjamin	P	P	P	P	P	RB	RB	RB	P	P	-	-	-	-	-	-	-	10	3	0	0	
Stanley Berryhill	-	-	PS	PS	PS	PS	-	-	-	-	-	-	-	-	-	-	-	0	0	0	0	
Rodrigo Blankenship	-	-	-	-	-	-	P	P	-	-	-	-	-	-	-	-	-	2	0	0	0	
C.J. Board	-	-	PS	PS	PS	-	-	-	-	-	-	-	-	-	-	-	-	0	0	0	0	
Victor Bolden Jr.	PS	PS/IR	-	-	-	-	-	-	-	-	-	-	-	-	-	-	-	0	0	0	0	
Aaron Brewer	P	P	P	P	P	P	P	P	P	P	-	-	-	-	-	-	-	10	0	0	0	
Andrew Brown	-	PS	PS	PS	PS	PS	PS	PS	PS	PS	-	-	-	-	-	-	-	0	0	0	0	
Marquise Brown	WR	WR	WR	WR	WR	WR	IR	IR	IR	IR	-	-	-	-	-	-	-	6	6	0	0	
Corey Clement	NOTT	NOTT	NOTT	NOTT	NOTT	P	P	PS	PS	PS	-	-	-	-	-	-	-	2	0	0	0	
Zaven Collins	ILB	ILB	ILB	ILB	ILB	ILB	ILB	ILB	ILB	ILB	-	-	-	-	-	-	-	10	10	0	0	
James Conner	RB	RB	RB	RB	RB	IAJ	IAJ	IAJ	RB	RB	-	-	-	-	-	-	-	7	7	0	3	
Nolan Cooney	-	-	-	-	-	-	-	-	IA	-	-	-	-	-	-	-	-	0	0	0	1	
Jeff Cotton Jr.	-	PS	-	-	-	-	-	-	-	-	-	-	-	-	-	-	-	0	0	0	0	
Rashaad Coward	PS	PS/IR	-	-	-	-	-	-	PS	OL	-	-	-	-	-	-	-	1	1	0	0	
Tae Daley	IR	-	-	-	-	-	-	-	-	-	-	-	-	-	-	-	-	0	0	0	0	
Victor Dimukeje	P	P	P	P	P	P	OLB	OLB	P	P	-	-	-	-	-	-	-	10	2	0	0	
Michael Dogbe	DE	P	P	DE	P	P	P	P	P	-	-	-	-	-	-	-	-	9	2	0	0	
Greg Dortch	WR	WR	P	P	P	P	P	P	P	P	-	-	-	-	-	-	-	10	2	0	0	
Sage Doughter	-	-	-	-	-	-	-	PS	-	PS	-	-	-	-	-	-	-	0	0	0	0	
Zach Ertz	TE	TE	TE	TE	TE	TE	TE	TE	TE	TE	-	-	-	-	-	-	-	10	10	0	0	
Cody Ford	IR	IR	IR	IR	IR	IR	P	LG	LG	LG	-	-	-	-	-	-	-	4	3	0	0	
Leki Fotu	P	P	P	P	NT	P	P	P	NT	NT	-	-	-	-	-	-	-	10	4	0	0	
Max Garcia	P	P	P	P	IAJ	P	LG	IAJ	IAJ	IAJ	-	-	-	-	-	-	-	6	1	0	4	
Dennis Gardeck	P	OLB	P	P	P	OLB	IAJ	IAJ	IAJ	IAJ	-	-	-	-	-	-	-	7	2	0	3	
Markus Golden	OLB	OLB	OLB	OLB	OLB	OLB	P	P	OLB	OLB	-	-	-	-	-	-	-	10	8	0	0	
A.J. Green	WR	WR	WR	IAJ	P	DNP	WR	WR	P	P	-	-	-	-	-	-	-	8	4	1	1	
Kamu Grugier-Hill	-	-	-	-	-	-	-	-	P	P	-	-	-	-	-	-	-	2	0	0	0	
Jarrett Guarantano	PS	PS	PS	PS	-	-	-	-	-	-	-	-	-	-	-	-	-	0	0	0	0	
Nate Hairston	-	PS	PS	PS	PS	PS	PS	PS	PS	PS	-	-	-	-	-	-	-	0	0	0	0	
Antonio Hamilton	NFIN	NFIN	NFIN	NFIN	P	P	P	P	P	CB	-	-	-	-	-	-	-	6	1	0	0	
Sean Harlow	C	P	P	P	C	C	P	P	P	P	-	-	-	-	-	-	-	10	3	0	0	
Marquis Hayes	IR	IR	IR	IR	IR	IR	IR	IR	IR	IR	-	-	-	-	-	-	-	0	0	0	0	
Will Hernandez	RG	RG	RG	RG	RG	RG	RG	RG	RG	IR	-	-	-	-	-	-	-	9	9	0	0	
Trysten Hill	-	-	-	-	-	-	-	-	IA	-	-	-	-	-	-	-	-	0	0	0	1	
DeAndre Hopkins	SUS	SUS	SUS	SUS	SUS	SUS	WR	WR	WR	WR	-	-	-	-	-	-	-	4	4	0	0	
Rodney Hudson	C	C	C	C	IAJ	IAJ	IAJ	IAJ	IAJ	IR	-	-	-	-	-	-	-	4	4	0	5	
D.J. Humphries	LT	LT	LT	LT	LT	LT	LT	IAJ	LT	IAJ	-	-	-	-	-	-	-	8	8	0	2	
Keaontay Ingram	IA	IA	IA	IA	IA	P	P	P	P	P	-	-	-	-	-	-	-	5	0	0	5	
Andy Isabella	P	GXGD	P	P	-	-	-	-	-	-	-	-	-	-	-	-	-	3	0	0	1	
Danny Isidora	PS	PS	PS	PS	PS	PS	-	PS	-	PS	-	-	-	-	-	-	-	0	0	0	0	
Josh Jones	P	P	P	P	P	P	P	P	LT	P	-	-	-	-	-	-	-	10	2	0	0	
Manny Jones	PS	PS	PS	PS	PS	PS	PS	PS	P	PS	-	-	-	-	-	-	-	1	0	0	0	
Devon Kennard	P	P	P	P	OLB	-	-	-	-	-	-	-	-	-	-	-	-	5	1	0	0	
Rashard Lawrence	NT	NT	NT	IAJ	IAJ	NT	NT	IR	IR	IR	-	-	-	-	-	-	-	5	5	0	2	
Jonathan Ledbetter	P	IA	P	P	P	P	P	P	P	P	-	-	-	-	-	-	-	8	0	0	2	
Andy Lee	P	P	P	P	P	P	P	P	P	P	-	-	-	-	-	-	-	10	0	0	0	
Jesse Luketa	PS	PS	PS	IA	IA	P	P	P	P	IA	-	-	-	-	-	-	-	4	0	0	3	
Blake Lynch	-	-	-	-	-	-	PS	PS	PS	PS	-	-	-	-	-	-	-	0	0	0	0	
Koda Martin	-	PS	-	-	PS	PS	PS	PS	PS	PS	-	-	-	-	-	-	-	0	0	0	0	
Christian Matthews	P	P	IA	P	P	P	P	IAJ	IAJ	P	-	-	-	-	-	-	-	7	0	0	3	
Trey McBride	IA	P	TE	TE	TE	TE	TE	P	P	TE	-	-	-	-	-	-	-	9	6	0	1	
Colt McCoy	IR	IR	IR	IR	IR	DNP	DNP	DNP	DNP	QB	-	-	-	-	-	-	-	1	1	4	0	
Trace McSorley	P	DNP	DNP	DNP	DNP	IA	DNP	IA	IA	P	-	-	-	-	-	-	-	2	0	5	3	
Josh Miles	IR	IR	IR	IR	IR	IR	IR	IR	IR	IR	-	-	-	-	-	-	-	0	0	0	0	
Rondale Moore	IAJ	IAJ	IAJ	WR	WR	WR	WR	WR	WR	WR	-	-	-	-	-	-	-	7	7	0	3	
Trayvon Mullen Jr.	IAJ	IAJ	P	P	IAJ	IAJ	IAJ	P	P	CB	-	-	-	-	-	-	-	5	1	0	5	
Byron Murphy Jr.	CB	CB	CB	CB	CB	CB	CB	CB	CB	IAJ	-	-	-	-	-	-	-	9	9	0	1	
Kyler Murray	QB	QB	QB	QB	QB	QB	QB	QB	QB	IAJ	-	-	-	-	-	-	-	9	9	0	1	
Ben Niemann	P	P	P	ILB	P	P	ILB	ILB	P	ILB	-	-	-	-	-	-	-	10	4	0	0	
Steven Parker	PS	PS	-	-	-	-	-	-	-	-	-	-	-	-	-	-	-	0	0	0	0	
Matt Prater	P	P	P	P	IAJ	IAJ	IAJ	P	P	IAJ	-	-	-	-	-	-	-	6	0	0	4	
Billy Price	-	-	-	-	DNP	DNP	C	C	C	C	-	-	-	-	-	-	-	4	4	2	0	
Justin Pugh	IAJ	LG	LG	LG	LG	LG	IR	IR	IR	IR	-	-	-	-	-	-	-	5	5	0	1	
Christian Ringo	-	-	-	-	-	-	PS	-	-	-	-	-	-	-	-	-	-	0	0	0	0	
Myjai Sanders	IA	IA	IA	IA	P	P	P	P	P	P	-	-	-	-	-	-	-	6	0	0	4	
Bernhard Seikovits	IPP	IPP	IPP	IPP	IPP	IPP	IPP	IPP	IPP	IPP	-	-	-	-	-	-	-	0	0	0	0	
Isaiah Simmons	ILB	P	P	ILB	P	P	ILB	ILB	ILB	ILB	-	-	-	-	-	-	-	10	6	0	0	
Lachavious Simmons	-	-	PS	PS	PS/IR	PS/IR	PS/IR	PS/IR	PS/IR	PS/IR	-	-	-	-	-	-	-	0	0	0	0	
Lecitus Smith	P	IA	IA	IA	P	IA	IA	DNP	P	LG	-	-	-	-	-	-	-	4	1	1	5	
Cameron Thomas	P	P	P	P	P	P	P	P	P	P	-	-	-	-	-	-	-	10	0	0	0	
Josh Thomas	PS	PS	PS	PS	PS	PS	PS	PS	PS	PS	-	-	-	-	-	-	-	0	0	0	0	
Deionte Thompson	P	P	P	-	-	-	-	-	-	-	-	-	-	-	-	-	-	3	0	0	0	
Jalen Thompson	S	S	S	S	S	S	S	S	S	S	-	-	-	-	-	-	-	10	10	0	0	
Badara Traore	PS	PS	PS	PS	PS	PS	PS	PS	P	PS	-	-	-	-	-	-	-	1	0	0	0	
Laquon Treadwell	-	-	-	-	-	PS	PS	-	PS	-	-	-	-	-	-	-	-	0	0	0	0	
Ezekiel Turner	P	P	IAJ	IAJ	P	P	P	P	P	P	-	-	-	-	-	-	-	8	0	0	2	
Tanner Vallejo	P	ILB	P	P	ILB	ILB	P	P	ILB	P	-	-	-	-	-	-	-	10	4	0	0	
Nick Vigil	LB	P	ILB	P	IR	IR	IR	IR	IR	IR	-	-	-	-	-	-	-	4	2	0	0	
Tristan Vizcaino	-	-	-	-	-	-	-	-	-	P	-	-	-	-	-	-	-	1	0	0	0	
Jonathan Ward	P	P	P	P	P	IR	IR	IR	IR	IR	-	-	-	-	-	-	-	5	0	0	0	
Charles Washington	IR	IR	IR	IR	IR	IR	IR	IR	IR	P	-	-	-	-	-	-	-	1	0	0	0	
J.J. Watt	IAJ	DE	DE	DE	DE	DE	DE	DE	DE	DE	-	-	-	-	-	-	-	9	9	0</		

CARDINALS STARTERS AND INACTIVES



OFFENSE

DATE	OPPONENT	WR	LT	LG	C	RG	RT	TE	QB	RB
9/11	Kansas City	A. Green/ G. Dortch/ M. Brown	D. Humphries	S. Harlow	R. Hudson	W. Hernandez	K. Beachum	Z. Ertz	K. Murray	J. Conner
9/18	at Las Vegas	A. Green/ G. Dortch/ M. Brown	D. Humphries	J. Pugh	R. Hudson	W. Hernandez	K. Beachum	Z. Ertz	K. Murray	J. Conner
9/25	L.A. Rams	A. Green/ M. Brown	D. Humphries	J. Pugh	R. Hudson	W. Hernandez	K. Beachum	T. McBride/ Z. Ertz	K. Murray	J. Conner
10/2	at Carolina	R. Moore/ M. Brown	D. Humphries	J. Pugh	R. Hudson	W. Hernandez	K. Beachum	T. McBride/ Z. Ertz	K. Murray	J. Conner
10/9	Philadelphia	R. Moore/ M. Brown	D. Humphries	J. Pugh	S. Harlow	W. Hernandez	K. Beachum	T. McBride/ Z. Ertz	K. Murray	J. Conner
10/16	at Seattle	R. Moore/ M. Brown	D. Humphries	J. Pugh	S. Harlow	W. Hernandez	K. Beachum	T. McBride/ Z. Ertz	K. Murray	E. Benjamin
10/20	New Orleans	R. Moore/ D. Hopkins/ M. Brown	D. Humphries	M. Garcia	B. Price	W. Hernandez	K. Beachum	T. McBride/ Z. Ertz	K. Murray	E. Benjamin
10/30	at Minnesota	A. Green/ R. Moore/ D. Hopkins	J. Jones	C. Ford	B. Price	W. Hernandez	K. Beachum	Z. Ertz	K. Murray	E. Benjamin
11/6	Seattle	R. Moore/ D. Hopkins/ R. Anderson	D. Humphries	C. Ford	B. Price	W. Hernandez	K. Beachum	Z. Ertz	K. Murray	J. Conner
11/13	at L.A. Rams	R. Moore/ D. Hopkins	J. Jones	R. Coward	B. Price	L. Smith	K. Beachum	T. McBride/ Z. Ertz	C. McCoy	J. Conner
11/21	San Francisco	--	--	--	--	--	--	--	--	--
11/27	L.A. Chargers	--	--	--	--	--	--	--	--	--
12/12	New England	--	--	--	--	--	--	--	--	--
12/18	at Denver	--	--	--	--	--	--	--	--	--
12/25	Tampa Bay	--	--	--	--	--	--	--	--	--
1/1	at Atlanta	--	--	--	--	--	--	--	--	--
1/8	at San Francisco	--	--	--	--	--	--	--	--	--

DEFENSE

DATE	OPPONENT	DE	NT	DT	ILB	ILB	OLB	CB	S	LB
9/11	Kansas City	M. Dogbe	R. Lawrence	Z. Allen	N. Vigil	Z. Collins/ I. Simmons	M. Golden	B. Murphy Jr./ M. Wilson	J. Thompson/ B. Baker	--
9/18	at Las Vegas	J. Watt	R. Lawrence	Z. Allen	T. Vallejo	Z. Collins	M. Golden/ D. Gardeck	B. Murphy Jr./ M. Wilson	J. Thompson/ B. Baker	--
9/25	L.A. Rams	J. Watt	R. Lawrence	Z. Allen	N. Vigil	Z. Collins	M. Golden	B. Murphy Jr./ M. Wilson	J. Thompson/ B. Baker	J. Whittaker
10/2	at Carolina	J. Watt	M. Dogbe	Z. Allen	B. Niemann	Z. Collins/ I. Simmons	M. Golden	B. Murphy Jr./ M. Wilson	J. Thompson/ B. Baker	--
10/9	Philadelphia	J. Watt	L. Fotu	Z. Allen	T. Vallejo	Z. Collins	M. Golden/ D. Kennard	B. Murphy Jr.	J. Thompson/ B. Baker	C. Banjo
10/16	at Seattle	J. Watt	R. Lawrence	Z. Allen	T. Vallejo	Z. Collins	M. Golden/ D. Gardeck	B. Murphy Jr./ M. Wilson	J. Thompson/ B. Baker	--
10/20	New Orleans	J. Watt	R. Lawrence	Z. Allen	I. Simmons	Z. Collins	V. Dimukeje	B. Murphy Jr./ M. Wilson	J. Thompson/ B. Baker	B. Niemann
10/30	at Minnesota	J. Watt	L. Fotu	Z. Allen	I. Simmons	Z. Collins	V. Dimukeje	B. Murphy Jr./ M. Wilson	J. Thompson/ B. Baker	B. Niemann
11/6	Seattle	J. Watt	L. Fotu	Z. Allen	I. Simmons	Z. Collins	M. Golden	B. Murphy Jr./ M. Wilson	J. Thompson/ B. Baker	T. Vallejo
11/13	at L.A. Rams	J. Watt	L. Fotu	Z. Allen	I. Simmons	Z. Collins	M. Golden	A. Hamilton/ M. Wilson	J. Thompson/ B. Baker	B. Niemann
11/21	San Francisco	--	--	--	--	--	--	--	--	--
11/27	L.A. Chargers	--	--	--	--	--	--	--	--	--
12/12	New England	--	--	--	--	--	--	--	--	--
12/18	at Denver	--	--	--	--	--	--	--	--	--
12/25	Tampa Bay	--	--	--	--	--	--	--	--	--
1/1	at Atlanta	--	--	--	--	--	--	--	--	--
1/8	at San Francisco	--	--	--	--	--	--	--	--	--

2022 REGULAR SEASON INACTIVES

DATE	OPPONENT	1	2	3	4	5	6	7
09/11	Kansas City	RB Keaontay Ingram	TE Trey McBride	WR Rondale Moore	CB Trayvon Mullen Jr.	OL Justin Pugh	LB Myjai Sanders	DL J.J. Watt
09/18	at Las Vegas	RB Keaontay Ingram	WR Andy Isabella	DL Jonathan Ledbetter	WR Rondale Moore	CB Trayvon Mullen Jr.	LB Myjai Sanders	OL Lecitus Smith
09/25	L.A. Rams	RB Keaontay Ingram	DL Jonathan Ledbetter	CB Christian Matthew	WR Rondale Moore	LB Myjai Sanders	OL Lecitus Smith	LB Ezekiel Turner
10/02	at Carolina	WR A.J. Green	RB Keaontay Ingram	DL Rashard Lawrence	LB Jesse Luketa	LB Myjai Sanders	OL Lecitus Smith	LB Ezekiel Turner
10/09	Philadelphia	OL Max Garcia	OL Rodney Hudson	RB Keaontay Ingram	DL Rashard Lawrence	LB Jesse Luketa	CB Trayvon Mullen Jr.	K Matt Prater
10/16	at Seattle	RB James Conner	OL Rodney Hudson	QB Trace McSorley	CB Trayvon Mullen Jr.	K Matt Prater	OL Lecitus Smith	RB Darrel Williams
10/20	New Orleans	RB James Conner	LB Dennis Gardeck	OL Rodney Hudson	CB Trayvon Mullen Jr.	K Matt Prater	OL Lecitus Smith	RB Darrel Williams
10/30	at Minnesota	RB James Conner	OL Max Garcia	LB Dennis Gardeck	OL Rodney Hudson	OL D.J. Humphries	CB Christian Matthew	QB Trace McSorley
11/06	Seattle	P Nolan Cooney	OL Max Garcia	LB Dennis Gardeck	DT Trysten Hill	OL Rodney Hudson	CB Christian Matthew	QB Trace McSorley
11/13	at L.A. Rams	OL Max Garcia	OL D.J. Humphries	LB Jesse Luketa	CB Byron Murphy Jr.	QB Kyler Murray	K Matt Prater	--
11/21	San Francisco	--	--	--	--	--	--	--
11/27	L.A. Chargers	--	--	--	--	--	--	--
12/12	New England	--	--	--	--	--	--	--
12/18	at Denver	--	--	--	--	--	--	--
12/25	Tampa Bay	--	--	--	--	--	--	--
01/01	at Atlanta	--	--	--	--	--	--	--
01/08	at San Francisco	--	--	--	--	--	--	--



CARDINALS ROSTER BY POSITION

NO.	NAME	POS.	HT.	WT.	AGE	EXP.	COLLEGE	HOMETOWN	HOW ACQ.
QUARTERBACKS (3)									
1	Murray, Kyler	QB	5-10	207	25	4	Oklahoma	Allen, TX	D1-19
12	McCoy, Colt	QB	6-1	212	36	13	Texas	Hobbs, NM	UFA-21 (NYG)
19	McSorley, Trace	QB	6-0	202	27	3	Penn State	Ashburn, VA	FA-21
RUNNING BACKS (2)									
6	Conner, James	RB	6-1	233	27	6	Pittsburgh	Erie, PA	UFA-21 (Pit)
30	Ingram, Keaontay	RB	6-0	221	23	R	USC	Carthage, TX	D6-22
WIDE RECEIVERS (5)									
4	Moore, Rondale	WR	5-7	181	22	2	Purdue	New Albany, IN	D2-21
10	Hopkins, DeAndre	WR	6-1	212	30	10	Clemson	Central, SC	TR-20 (Hou)
18	Green, A.J.	WR	6-4	210	34	12	Georgia	Summerville, SC	UFA-21 (Cin)
81	Anderson, Robbie	WR	6-3	190	29	7	Temple	Fort Lauderdale, Fla.	TR-22 CAR
83	Dortch, Greg	WR	5-7	175	24	3	Wake Forest	Richmond, VA	FA-21
TIGHT ENDS (3)									
85	McBride, Trey	TE	6-4	246	22	R	Colorado State	Fort Morgan, CO	D2-22
86	Ertz, Zach	TE	6-5	250	32	10	Stanford	Danville, CA	TR-21 (Phi)
89	Anderson, Stephen	TE	6-3	230	29	5	California	San Jose, CA	UFA-22 (LAC)
OFFENSIVE LINE (10)									
53	Price, Billy	OL	6-4	310	28	5	Ohio State	Austintown, Ohio	FA-22
54	Smith, Lecitus	OL	6-3	314	24	R	Virginia Tech	Fitzgerald, GA	D6-22
64	Harlow, Sean	OL	6-4	303	27	2	Oregon State	San Clemente, CA	FA-21
65	Coward, Rashaad	OL	6-5	319	28	5	Old Dominion	Brooklyn, N.Y.	FA-22
66	Davis, Wyatt	OL	6-4	315	23	2	Ohio State	Bellflower, CA	WV-22 (NO)
68	Beachum, Kelvin	OL	6-3	308	33	11	SMU	Mexia, TX	FA-20
72	Ford, Cody	OL	6-3	329	25	4	Oklahoma	Pineville, LA	TR-22 (Buf)
74	Humphries, D.J.	OL	6-5	307	28	7	Florida	Union, SC	D1-15
75	Garcia, Max	OL	6-4	309	31	8	Florida	Norcross, GA	FA-22
79	Jones, Josh	OL	6-7	310	25	3	Houston	Richmond, TX	D3-20
LINEBACKERS (12)									
9	Simmons, Isaiah	LB	6-4	238	24	3	Clemson	Olathe, KS	D1-20
25	Collins, Zaven	LB	6-4	260	23	2	Tulsa	Hominy, OK	D1-21
41	Sanders, Myjai	LB	6-5	248	24	R	Cincinnati	Jacksonville, FL	D3-22
43	Luketa, Jesse	LB	6-3	253	23	R	Penn State	Ottawa, Ontario	D7-22
44	Golden, Markus	LB	6-3	260	31	8	Missouri	St. Louis, MO	TR-20 (NYG)
45	Gardeck, Dennis	LB	6-0	232	28	5	Sioux Falls	Lake in the Hills, IL	FA-18
47	Turner, Ezekiel	LB	6-2	214	26	5	Washington	Pasadena, MD	FA-18
51	Vallejo, Tanner	LB	6-1	230	27	6	Boise State	Penn Valley, CA	FA-19
52	Dimukeje, Victor	LB	6-2	262	22	2	Duke	Baltimore, MD	D6a-21
56	Niemann, Ben	LB	6-2	235	27	5	Iowa	Sycamore, IL	FA-22
57	Grugier-Hill, Kamu	LB	6-2	230	28	7	Eastern Illinois	Papakolea, Hawaii	FA-22
97	Thomas, Cameron	LB	6-4	267	22	R	San Diego State	Carlsbad, CA	D3-22
DEFENSIVE BACKS (9)									
3	Baker, Budda	S	5-10	195	26	6	Washington	Bellevue, WA	D2-17
7	Murphy Jr., Byron	CB	5-11	190	24	4	Washington	Scottsdale, AZ	D2a-19
20	Wilson, Marco	CB	6-0	191	23	2	Florida	Fort Lauderdale, FL	D4-21
21	Mullen Jr., Trayvon	CB	6-2	200	25	4	Clemson	Fort Lauderdale, Fla.	TR - 22 (LV)
28	Washington, Charles	S	5-10	192	29	6	Fresno State	Inglewood, CA	WV-19 (Det)
31	Banjo, Chris	S	5-10	207	32	10	SMU	Sugar Land, TX	FA-22
33	Hamilton, Antonio	CB	6-0	195	29	7	South Carolina State	Johnston, SC	FA-21
34	Thompson, Jalen	S	5-11	190	24	4	Washington State	Downey, CA	SD5-19
35	Matthew, Christian	CB	6-2	195	26	R	Valdosta State	Columbus, GA	D7-22
DEFENSIVE LINE (5)									
93	Ledbetter, Jonathan	DL	6-4	282	25	1	Georgia	Tucker, GA	FA-21
94	Allen, Zach	DL	6-5	285	25	4	Boston College	New Canaan, CT	D3-19
95	Fotu, Leki	DL	6-5	335	24	3	Utah	West Valley City, UT	D4a-20
98	Hill, Trysten	DL	6-3	300	24	4	Central Florida	Lee, Fla.	WV-22 DAL
99	Watt, J.J.	DL	6-5	288	33	12	Wisconsin	Pewaukee, WI	FA-21
SPECIALISTS (3)									
5	Prater, Matt	K	5-10	201	38	16	Central Florida	Estero, FL	UFA-21 (Det)
14	Lee, Andy	P	6-1	185	40	19	Pittsburgh	Westminster, SC	FA-17
46	Brewer, Aaron	LS	6-5	232	32	11	San Diego State	Fullerton, CA	FA-16

CARDINALS HOW THEY WERE BUILT



YEAR	DRAFTED (19)	FREE AGENTS (21)	TRADES (6)	WAIVERS (3)	PRACTICE SQUAD (2)	SUP. DRAFT (1)
2015	OL D.J. Humphries (1)					
2016		LS Aaron Brewer (FA-16)				
2017	S Budda Baker (2)	P Andy Lee (FA-17)				
2018		LB Dennis Gardeck (FA-18) LB Ezekiel Turner (FA-18)				
2019	QB Kyler Murray (1) CB Byron Murphy Jr. (2) DL Zach Allen (3)	LB Tanner Vallejo (FA-19)		S Charles Washington (WV-19 Det)		S Jalen Thompson (SD5-19)
2020	LB Isaiah Simmons (1) OL Josh Jones (3) DL Lekhi Fotu (4)	OL Kelvin Beachum (FA-20)	LB Markus Golden (TR-20 NYG) WR DeAndre Hopkins (TR-20 Hou)			
2021	LB Zaven Collins (1) WR Rondale Moore (2) CB Marco Wilson (4) LB Victor Dimukeje (6a)	RB James Conner (UFA-21 Pit) WR Greg Dortch (FA-21) WR A.J. Green (UFA-21 Cin) CB Antonio Hamilton (FA-21) OL Sean Harlow (FA-21) DL Jonathan Ledbetter (FA-21) QB Colt McCoy (UFA-21 NYG) QB Trace McSorley (FA-21) K Matt Prater (UFA-21 Det) DL J.J. Watt (FA-21)	TE Zach Ertz (TR-21 Phi)			
2022	TE Trey McBride (2) LB Myjai Sanders (3) LB Cameron Thomas (3) RB Keaontay Ingram (6) OL Lecitus Smith (6) CB Christian Matthew (7a) LB Jesse Luketa (7b)	TE Stephen Anderson (UFA-22 LAC) S Chris Banjo (FA-22) OL Rashaad Coward (FA-22) LB Kamu Grugier-Hill (FA-22) LB Ben Niemann (FA-22)	WR Robbie Anderson (TR-22 CAR) OL Cody Ford (TR-22 Buf) CB Trayvon Mullen Jr. (TR - 22 LV)	OL Wyatt Davis (WV-22 NO) DL Trysten Hill (WV-22 DAL)	OL Max Garcia (FA-22) OL Billy Price (FA-22)	



CARDINALS DEPTH CHART

(As of November 15, 2022)

As Prepared by Team's Media Relations Department

OFFENSE

WR	10 DeAndre Hopkins		
LT	74 D.J. Humphries	79 Josh Jones	
LG	72 Cody Ford	<u>54 Lecitus Smith</u>	
C	53 Billy Price	64 Sean Harlow	
RG	75 Max Garcia	65 Rashaad Coward	66 Wyatt Davis
RT	68 Kelvin Beachum	79 Josh Jones	
TE	86 Zach Ertz	<u>85 Trey McBride</u>	89 Stephen Anderson
WR	4 Rondale Moore	83 Greg Dortch	
WR	18 A.J. Green	81 Robbie Anderson	
QB	1 Kyler Murray	12 Colt McCoy	19 Trace McSorley
RB	6 James Conner	<u>30 Keaontay Ingram</u>	

DEFENSE

DE	99 J.J. Watt	93 Jonathan Ledbetter	
NT	95 Leki Fotu		
DT	94 Zach Allen	98 Trysten Hill	
OLB	45 Dennis Gardeck	52 Victor Dimukeje	<u>41 Myjai Sanders</u>
ILB	9 Isaiah Simmons	47 Ezekiel Turner	-or- 51 Tanner Vallejo
ILB	25 Zaven Collins	56 Ben Niemann	57 Kamu Grugier-Hill
OLB	44 Markus Golden	<u>97 Cameron Thomas</u>	<u>43 Jesse Luketa</u>
CB	7 Byron Murphy Jr.	21 Trayvon Mullen Jr.	
CB	20 Marco Wilson	33 Antonio Hamilton	<u>35 Christian Matthew</u>
S	34 Jalen Thompson	31 Chris Banjo	
S	3 Budda Baker	28 Charles Washington	

SPECIALISTS

K	5 Matt Prater	
P	14 Andy Lee	
LS	46 Aaron Brewer	
H	14 Andy Lee	
KR	83 Greg Dortch	
PR	83 Greg Dortch	4 Rondale Moore

PRONUNCIATION GUIDE

Rashaad Coward	ruh-SHAAD	Jesse Luketa	loo-KETT-uh
Victor Dimukeje	dee-moo-KAY-gee	Myjai Sanders	MY-jay
Leki Fotu	LECK-ee / FOH-too	Lecitus Smith	luh-SEET-us
Kamu Grugier-Hill	KAH-moo / GREW-jay HILL	Tanner Vallejo	vuh-LAY-ho

NOTE: Rookies are underlined

CARDINALS ALPHABETICAL ROSTER



NO.	NAME	POS	HT	WT	DOB	EXP	COLLEGE	HOMETOWN	HOW ACQ
94	Allen, Zach	DL	6-5	285	8/20/1997	4	Boston College	New Canaan, CT	D3-19
81	Anderson, Robbie	WR	6-3	190	5/9/1993	7	Temple	Fort Lauderdale, Fla.	TR-22 CAR
89	Anderson, Stephen	TE	6-3	230	1/30/1993	5	California	San Jose, CA	UFA-22 (LAC)
3	Baker, Budda	S	5-10	195	1/10/1996	6	Washington	Bellevue, WA	D2-17
31	Banjo, Chris	S	5-10	207	2/26/1990	10	SMU	Sugar Land, TX	FA-22
68	Beachum, Kelvin	OL	6-3	308	6/8/1989	11	SMU	Mexia, TX	FA-20
46	Brewer, Aaron	LS	6-5	232	7/5/1990	11	San Diego State	Fullerton, CA	FA-16
25	Collins, Zaven	LB	6-4	260	5/19/1999	2	Tulsa	Hominy, OK	D1-21
6	Conner, James	RB	6-1	233	5/5/1995	6	Pittsburgh	Erie, PA	UFA-21 (Pit)
65	Coward, Rashaad	OL	6-5	319	11/6/1994	5	Old Dominion	Brooklyn, N.Y.	FA-22
66	Davis, Wyatt	OL	6-4	315	2/17/1999	2	Ohio State	Bellflower, CA	WV-22 (NO)
52	Dimukeje, Victor	LB	6-2	262	11/18/1999	2	Duke	Baltimore, MD	D6a-21
83	Dortch, Greg	WR	5-7	175	5/29/1998	3	Wake Forest	Richmond, VA	FA-21
86	Ertz, Zach	TE	6-5	250	11/10/1990	10	Stanford	Danville, CA	TR-21 (Phi)
72	Ford, Cody	OL	6-3	329	12/28/1996	4	Oklahoma	Pineville, LA	TR-22 (Buf)
95	Fotu, Leki	DL	6-5	335	8/23/1998	3	Utah	West Valley City, UT	D4a-20
75	Garcia, Max	OL	6-4	309	11/9/1991	8	Florida	Norcross, GA	FA-22
45	Gardeck, Dennis	LB	6-0	232	8/9/1994	5	Sioux Falls	Lake in the Hills, IL	FA-18
44	Golden, Markus	LB	6-3	260	3/13/1991	8	Missouri	St. Louis, MO	TR-20 (NYG)
18	Green, A.J.	WR	6-4	210	7/31/1988	12	Georgia	Summerville, SC	UFA-21 (Cin)
57	Grugier-Hill, Kamu	LB	6-2	230	5/16/1994	7	Eastern Illinois	Papakolea, Hawaii	FA-22
33	Hamilton, Antonio	CB	6-0	195	1/24/1993	7	South Carolina State	Johnston, SC	FA-21
64	Harlow, Sean	OL	6-4	303	3/28/1995	2	Oregon State	San Clemente, CA	FA-21
98	Hill, Trysten	DL	6-3	300	3/25/1998	4	Central Florida	Lee, Fla.	WV-22 DAL
10	Hopkins, DeAndre	WR	6-1	212	6/6/1992	10	Clemson	Central, SC	TR-20 (Hou)
74	Humphries, D.J.	OL	6-5	307	12/28/1993	7	Florida	Union, SC	D1-15
30	Ingram, Keaontay	RB	6-0	221	10/26/1999	R	USC	Carthage, TX	D6-22
79	Jones, Josh	OL	6-7	310	6/21/1997	3	Houston	Richmond, TX	D3-20
93	Ledbetter, Jonathan	DL	6-4	282	9/12/1997	1	Georgia	Tucker, GA	FA-21
14	Lee, Andy	P	6-1	185	8/11/1982	19	Pittsburgh	Westminster, SC	FA-17
43	Luketa, Jesse	LB	6-3	253	1/15/1999	R	Penn State	Ottawa, Ontario	D7-22
35	Matthew, Christian	CB	6-2	195	10/26/1996	R	Valdosta State	Columbus, GA	D7-22
85	McBride, Trey	TE	6-4	246	11/22/1999	R	Colorado State	Fort Morgan, CO	D2-22
12	McCoy, Colt	QB	6-1	212	9/5/1986	13	Texas	Hobbs, NM	UFA-21 (NYG)
19	McSorley, Trace	QB	6-0	202	8/23/1995	3	Penn State	Ashburn, VA	FA-21
4	Moore, Rondale	WR	5-7	181	6/9/2000	2	Purdue	New Albany, IN	D2-21
21	Mullen Jr., Trayvon	CB	6-2	200	9/20/1997	4	Clemson	Fort Lauderdale, Fla.	TR - 22 (LV)
7	Murphy Jr., Byron	CB	5-11	190	1/18/1998	4	Washington	Scottsdale, AZ	D2a-19
1	Murray, Kyler	QB	5-10	207	8/7/1997	4	Oklahoma	Allen, TX	D1-19
56	Niemann, Ben	LB	6-2	235	7/27/1995	5	Iowa	Sycamore, IL	FA-22
5	Prater, Matt	K	5-10	201	8/10/1984	16	Central Florida	Estero, FL	UFA-21 (Det)
53	Price, Billy	OL	6-4	310	10/11/1994	5	Ohio State	Austintown, Ohio	FA-22
41	Sanders, Myjai	LB	6-5	248	7/12/1998	R	Cincinnati	Jacksonville, FL	D3-22
9	Simmons, Isaiah	LB	6-4	238	7/26/1998	3	Clemson	Olathe, KS	D1-20
54	Smith, Lecitus	OL	6-3	314	7/13/1998	R	Virginia Tech	Fitzgerald, GA	D6-22
97	Thomas, Cameron	LB	6-4	267	7/1/2000	R	San Diego State	Carlsbad, CA	D3-22
34	Thompson, Jalen	S	5-11	190	7/18/1998	4	Washington State	Downey, CA	SD5-19
47	Turner, Ezekiel	LB	6-2	214	6/9/1996	5	Washington	Pasadena, MD	FA-18
51	Vallejo, Tanner	LB	6-1	230	12/16/1994	6	Boise State	Penn Valley, CA	FA-19
28	Washington, Charles	S	5-10	192	3/10/1993	6	Fresno State	Inglewood, CA	WV-19 (Det)
99	Watt, J.J.	DL	6-5	288	3/22/1989	12	Wisconsin	Pewaukee, WI	FA-21
20	Wilson, Marco	CB	6-0	191	3/3/1999	2	Florida	Fort Lauderdale, FL	D4-21
Injured Reserve (12)									
2	Brown, Marquise	WR	5-9	180	6/4/1997	4	Oklahoma	Hollywood, FL	TR-22 (Bal)
48	Daley, Tae	S	6-1	201	10/8/1998	R	Virginia Tech	Warner Robins, GA	FA-22
78	Hayes, Marquis	OL	6-5	318	2/14/1999	R	Oklahoma	St. Louis, MO	D7-22
76	Hernandez, Will	OL	6-3	332	9/2/1995	5	UTEP	Las Vegas, NV	UFA-22 (NYG)
61	Hudson, Rodney	OL	6-2	315	7/12/1989	12	Florida State	Mobile, AL	TR-21 (LV)
90	Lawrence, Rashard	DL	6-2	308	8/27/1998	3	LSU	Monroe, LA	D4b-20
66	Miles, Josh	OL	6-5	325	1/4/1996	3	Morgan State	Baltimore, MD	D7a-19
67	Pugh, Justin	OL	6-5	311	8/15/1990	10	Syracuse	Holland, PA	UFA-18 (NYG)
59	Vigil, Nick	LB	6-2	235	8/20/1993	7	Utah State	Plain City, UT	UFA-22 (Min)
29	Ward, Jonathan	RB	6-0	202	9/30/1997	3	Central Michigan	Kankakee, IL	FA-20
13	Wesley, Antoine	WR	6-4	206	10/22/1997	2	Texas Tech	Cibola, TX	FA-21
24	Williams, Darrel	RB	5-11	219	4/15/1995	5	LSU	Marrero, La.	FA-22
Practice Squad (14)									
82	Baccellia, Andre	WR	5-10	175	1/7/1997	1	Washington	Thousand Oaks, CA	FA-21
69	Banks, Eric	DL	6-5	289	1/30/1998	3	Texas-San Antonio	Memphis, Tenn.	FA-22
71	Brown, Andrew	DL	6-3	290	12/30/1995	5	Virginia	Chesapeake, Va.	FA-22
23	Clement, Corey	RB	5-10	227	11/2/1994	6	Wisconsin	Glassboro, NJ	FA-22
62	Delance, Jean	OL	6-5	357	1/14/1998	R	Florida	Mesquite, Texas	FA-22
91	Dogbe, Michael	DL	6-3	280	5/5/1996	4	Temple	Morris Plains, NJ	D7b-19
27	Hairston, Nate	CB	6-0	185	6/30/1994	5	Temple	Frederick, MD	FA-22
96	Jones, Manny	DL	6-4	290	6/6/1999	R	Colorado State	Cartersville, GA	UDFA-22
60	Martin, Koda	OL	6-6	304	8/21/1995	1	Syracuse	Manvel, TX	FA-20
32	Thomas, Josh	S	6-0	205	11/19/1996	2	Appalachian State	Montgomery, AL	
70	Traore, Badara	OL	6-7	327	3/12/1997	3	LSU	Boston, Mass.	UDFA-20
87	Williams, Maxx	TE	6-4	252	4/12/1994	8	Minnesota	Waconia, MN	UFA-19 (Bal)
22	Williams, Ty'Son	RB	6-0	220	9/20/1996	3	BYU	Sumter, SC	FA-22
84	Wims, Javon	WR	6-4	222	9/11/1994	5	Georgia	Carol City, Fla.	FA-22
International Player Pathway/PS Exemption (1)									
80	Seikovits, Bernhard	TE	6-5	262	7/24/1997	1	No College	Vienna, Austria	FA-21
Practice Squad/Injured Reserve (2)									
73	Simmons, Lachavious	OL	6-5	319	9/12/1996	3	Tennessee State	Selma, Ala.	FA-22
92	Woods, Antwaun	DL	6-1	307	1/3/1993	7	USC	Los Angeles, CA	FA-22



CARDINALS NUMERICAL ROSTER

NO.	NAME	POS	HT	WT	DOB	EXP	COLLEGE	HOW ACQ
1	Kyler Murray	QB	5-10	207	8/7/1997	4	Oklahoma	D1-19
3	Budda Baker	S	5-10	195	1/10/1996	6	Washington	D2-17
4	Rondale Moore	WR	5-7	181	6/9/2000	2	Purdue	D2-21
5	Matt Prater	K	5-10	201	8/10/1984	16	Central Florida	UFA-21 (Det)
6	James Conner	RB	6-1	233	5/5/1995	6	Pittsburgh	UFA-21 (Pit)
7	Byron Murphy Jr.	CB	5-11	190	1/18/1998	4	Washington	D2a-19
9	Isaiah Simmons	LB	6-4	238	7/26/1998	3	Clemson	D1-20
10	DeAndre Hopkins	WR	6-1	212	6/6/1992	10	Clemson	TR-20 (Hou)
12	Colt McCoy	QB	6-1	212	9/5/1986	13	Texas	UFA-21 (NYG)
14	Andy Lee	P	6-1	185	8/11/1982	19	Pittsburgh	FA-17
18	A.J. Green	WR	6-4	210	7/31/1988	12	Georgia	UFA-21 (Cin)
19	Trace McSorley	QB	6-0	202	8/23/1995	3	Penn State	FA-21
20	Marco Wilson	CB	6-0	191	3/3/1999	2	Florida	D4-21
21	Trayvon Mullen Jr.	CB	6-2	200	9/20/1997	4	Clemson	TR - 22 (LV)
25	Zaven Collins	LB	6-4	260	5/19/1999	2	Tulsa	D1-21
28	Charles Washington	S	5-10	192	3/10/1993	6	Fresno State	WV-19 (Det)
30	Keaontay Ingram	RB	6-0	221	10/26/1999	R	USC	D6-22
31	Chris Banjo	S	5-10	207	2/26/1990	10	SMU	FA-22
33	Antonio Hamilton	CB	6-0	195	1/24/1993	7	South Carolina State	FA-21
34	Jalen Thompson	S	5-11	190	7/18/1998	4	Washington State	SD5-19
35	Christian Matthew	CB	6-2	195	10/26/1996	R	Valdosta State	D7-22
41	Myjai Sanders	LB	6-5	248	7/12/1998	R	Cincinnati	D3-22
43	Jesse Luketa	LB	6-3	253	1/15/1999	R	Penn State	D7-22
44	Markus Golden	LB	6-3	260	3/13/1991	8	Missouri	TR-20 (NYG)
45	Dennis Gardeck	LB	6-0	232	8/9/1994	5	Sioux Falls	FA-18
46	Aaron Brewer	LS	6-5	232	7/5/1990	11	San Diego State	FA-16
47	Ezekiel Turner	LB	6-2	214	6/9/1996	5	Washington	FA-18
51	Tanner Vallejo	LB	6-1	230	12/16/1994	6	Boise State	FA-19
52	Victor Dimukeje	LB	6-2	262	11/18/1999	2	Duke	D6a-21
53	Billy Price	OL	6-4	310	10/11/1994	5	Ohio State	FA-22
54	Lecitus Smith	OL	6-3	314	7/13/1998	R	Virginia Tech	D6-22
56	Ben Niemann	LB	6-2	235	7/27/1995	5	Iowa	FA-22
57	Kamu Grugier-Hill	LB	6-2	230	5/16/1994	7	Eastern Illinois	FA-22
64	Sean Harlow	OL	6-4	303	3/28/1995	2	Oregon State	FA-21
65	Rashaad Coward	OL	6-5	319	11/6/1994	5	Old Dominion	FA-22
66	Wyatt Davis	OL	6-4	315	2/17/1999	2	Ohio State	WV-22 (NO)
68	Kelvin Beachum	OL	6-3	308	6/8/1989	11	SMU	FA-20
72	Cody Ford	OL	6-3	329	12/28/1996	4	Oklahoma	TR-22 (Buf)
74	D.J. Humphries	OL	6-5	307	12/28/1993	7	Florida	D1-15
75	Max Garcia	OL	6-4	309	11/9/1991	8	Florida	FA-22
79	Josh Jones	OL	6-7	310	6/21/1997	3	Houston	D3-20
81	Robbie Anderson	WR	6-3	190	5/9/1993	7	Temple	TR-22 CAR
83	Greg Dortch	WR	5-7	175	5/29/1998	3	Wake Forest	FA-21
85	Trey McBride	TE	6-4	246	11/22/1999	R	Colorado State	D2-22
86	Zach Ertz	TE	6-5	250	11/10/1990	10	Stanford	TR-21 (Phi)
89	Stephen Anderson	TE	6-3	230	1/30/1993	5	California	UFA-22 (LAC)
93	Jonathan Ledbetter	DL	6-4	282	9/12/1997	1	Georgia	FA-21
94	Zach Allen	DL	6-5	285	8/20/1997	4	Boston College	D3-19
95	Leki Fotu	DL	6-5	335	8/23/1998	3	Utah	D4a-20
97	Cameron Thomas	LB	6-4	267	7/1/2000	R	San Diego State	D3-22
98	Trysten Hill	DL	6-3	300	3/25/1998	4	Central Florida	WV-22 DAL
99	J.J. Watt	DL	6-5	288	3/22/1989	12	Wisconsin	FA-21

COACHING STAFF

HEAD COACH: Kliff Kingsbury

ASSISTANTS:

Assistants: Jeff Rodgers (Asst. Head Coach/Special Teams Coordinator), Shawn Jefferson (Associate Head Coach/Wide Receivers), Vance Joseph (Defensive Coordinator), Sean Kugler (Run Game Coordinator/Offensive Line), Cam Turner (Co-Pass Game Coordinator/Quarterbacks), Spencer Whipple (Co-Pass Game Coordinator), Kenny Bell (Chief of Staff/Offensive Asst.), Mike Bercovici (Offensive Asst.), Ronald Booker (Defensive Asst.), Charlie Bullen (Outside Linebackers), Matt Burke (Defensive Line), Bill Davis (Linebackers), Devin Fitzsimmons (Asst. Special Teams), Rob Grosso (Defensive Quality Control), Steve Heiden (Tight Ends), Rusty McKinney (Defensive Asst.), Buddy Morris (Strength & Conditioning), Brian Natkin (Asst. Offensive Line), Mark Naylor (Asst. Strength and Conditioning), Marcus Robertson (Defensive Backs), Connor Senger (Bill Bidwill Fellowship/QBs), Greg Williams (Cornerbacks)



2022 NFL STANDINGS AND SCHEDULE

NFC EAST		W	L	T	Div	Conf	Wk 1	Wk 2	Wk 3	Wk 4	Wk 5	Wk 6	Wk 7	Wk 8	Wk 9	Wk 10	Wk 11	Wk 12	Wk 13	Wk 14	Wk 15	Wk 16	Wk 17	Wk 18
Philadelphia	8	1	0	2-1	0-1	5-1	<u>at DET</u>	<u>MIN</u>	<u>at WSH</u>	<u>JAX</u>	<u>at ARI</u>	<u>DAL</u>	BYE	<u>PIT</u>	<u>at HOU</u>	WSH	at IND	GB	TEN	at NYG	at CHI	at DAL	NO	NYG
NY Giants	7	2	0	0-1	3-2	3-2	<u>CAR</u>	<u>at TEN</u>	<u>DAL</u>	<u>CHI</u>	<u>at GB</u>	BAL	<u>at JAX</u>	<u>at SEA</u>	BYE	HOU	DET	at DAL	WSH	PHI	at WSH	at MIN	IND	at PHI
Dallas	6	3	0	2-1	5-3	2-1	<u>CIN</u>	<u>TB</u>	<u>at NYG</u>	<u>WSH</u>	<u>at LAR</u>	at PHI	<u>DET</u>	<u>CHI</u>	BYE	at GB	at MIN	NYG	IND	HOU	at JAX	PHI	at TEN	KC
Washington	5	5	0	1-2	3-4	3-4	<u>JAX</u>	<u>at DET</u>	PHI	at DAL	TEN	<u>at CHI</u>	<u>GB</u>	<u>at IND</u>	MIN	at PHI	at HOU	ATL	at NYG	BYE	NYG	at SF	CLE	DAL
NFC NORTH		W	L	T	Div	Conf	Wk 1	Wk 2	Wk 3	Wk 4	Wk 5	Wk 6	Wk 7	Wk 8	Wk 9	Wk 10	Wk 11	Wk 12	Wk 13	Wk 14	Wk 15	Wk 16	Wk 17	Wk 18
Minnesota	8	1	0	3-0	0-1	6-1	<u>GB</u>	at PHI	<u>DET</u>	<u>at NO</u>	<u>CHI</u>	<u>at MIA</u>	BYE	<u>ARI</u>	<u>at WSH</u>	<u>at BUF</u>	DAL	NE	NYJ	at DET	IND	NYG	at GB	at CHI
Green Bay	4	6	0	1-2	3-4	3-4	<u>CHI</u>	<u>at MIN</u>	<u>at TB</u>	<u>NE</u>	NYG	NYJ	at WSH	at BUF	at DET	<u>DAL</u>	TEN	at PHI	CHI	BYE	LAR	at MIA	MIN	DE
Detroit	3	6	0	2-1	3-4	3-4	PHI	<u>WSH</u>	at MIN	SEA	at NE	BYE	at DAL	MIA	GB	<u>at CHI</u>	at NYG	BUF	JAX	MIN	at NYJ	at CAR	CHI	at GB
Chicago	3	7	0	0-3	1-6	1-6	<u>SE</u>	at GB	<u>HOU</u>	at NYG	at MIN	WSH	<u>at NE</u>	at DAL	MIA	DET	at ATL	at NYJ	GB	BYE	PHI	BUF	at DET	MIN
NFC SOUTH		W	L	T	Div	Conf	Wk 1	Wk 2	Wk 3	Wk 4	Wk 5	Wk 6	Wk 7	Wk 8	Wk 9	Wk 10	Wk 11	Wk 12	Wk 13	Wk 14	Wk 15	Wk 16	Wk 17	Wk 18
Tampa Bay	5	5	0	2-1	5-2	5-2	<u>at DAL</u>	<u>at NO</u>	GB	KC	<u>ATL</u>	at PIT	at CAR	BAL	<u>LAR</u>	<u>SEA</u>	BYE	at CLE	NO	at SF	CIN	at ARI	CAR	at ATL
Atlanta	4	6	0	1-3	3-4	3-4	at LAR	at LAR	<u>at SEA</u>	<u>CLE</u>	at TB	<u>SF</u>	at CIN	<u>CAR</u>	LAC	at CAR	CHI	at WSH	PIT	BYE	at NO	at BAL	ARI	TB
Carolina	3	7	0	3-1	3-5	3-5	CLE	at NYG	<u>NO</u>	ARI	SF	at LAR	<u>TB</u>	at ATL	at CIN	<u>ATL</u>	at BAL	DEN	BYE	at SEA	PIT	DET	at TB	at NO
New Orleans	3	7	0	1-2	2-4	2-4	<u>at ATL</u>	TB	at CAR	MIN	<u>SEA</u>	CIN	at ARI	<u>LV</u>	BAL	at PIT	LAR	at SF	at TB	BYE	ATL	at CLE	at PHI	CAR
NFC WEST		W	L	T	Div	Conf	Wk 1	Wk 2	Wk 3	Wk 4	Wk 5	Wk 6	Wk 7	Wk 8	Wk 9	Wk 10	Wk 11	Wk 12	Wk 13	Wk 14	Wk 15	Wk 16	Wk 17	Wk 18
Seattle	6	4	0	2-1	4-4	4-4	<u>DEN</u>	at SF	ATL	<u>at DET</u>	at NO	<u>ARI</u>	<u>at LAC</u>	<u>NYG</u>	<u>at ARI</u>	at TB	BYE	LV	at LAR	CAR	SF	at KC	NYJ	LAR
San Francisco	5	4	0	3-0	4-2	4-2	at CHI	<u>SEA</u>	at DEN	<u>LAR</u>	<u>at CAR</u>	at ATL	KC	<u>at LAR</u>	BYE	<u>LAC</u>	at ARI	NO	MIA	TB	at SEA	WSH	at LV	ARI
Arizona	4	6	0	1-3	3-5	3-5	KC	<u>at LV</u>	LAR	<u>at CAR</u>	PHI	at SEA	<u>NO</u>	at MIN	SEA	<u>at LAR</u>	SF	LAC	BYE	NE	at DEN	TB	at ATL	at SF
LA Rams	3	6	0	1-3	3-5	3-5	BUF	<u>ATL</u>	at SF	DAL	<u>CAR</u>	DAL	BYE	SF	at TB	ARI	at NO	at KC	SEA	LV	at GB	DEN	at LAC	at SE
AFC EAST		W	L	T	Div	Conf	Wk 1	Wk 2	Wk 3	Wk 4	Wk 5	Wk 6	Wk 7	Wk 8	Wk 9	Wk 10	Wk 11	Wk 12	Wk 13	Wk 14	Wk 15	Wk 16	Wk 17	Wk 18
Miami	7	3	0	2-1	5-2	5-2	<u>NE</u>	<u>at BAL</u>	<u>BUF</u>	at CIN	at NYJ	MIN	<u>PIT</u>	<u>at DET</u>	<u>at CHI</u>	<u>CLE</u>	BYE	HOU	at SF	at LAC	at BUF	GB	at NE	NY
NY Jets	6	3	0	2-1	5-3	5-3	BAL	<u>at CLE</u>	CIN	<u>at PIT</u>	<u>MIA</u>	<u>at GB</u>	<u>at DEN</u>	NE	<u>BUF</u>	BYE	at NE	CHI	at MIN	at BUF	DET	JAX	at SEA	at MIA
Buffalo	6	3	0	0-2	4-2	4-2	<u>at LAR</u>	<u>TEN</u>	at MIA	<u>at BAL</u>	<u>PIT</u>	<u>at KC</u>	BYE	<u>GB</u>	at NYJ	MIN	CLE	at DET	at NE	NYJ	MIA	at CHI	at CIN	NE
New England	5	4	0	1-1	4-2	4-2	at MIA	<u>at PIT</u>	BAL	at GB	<u>DET</u>	<u>at CLE</u>	CHI	<u>at NYJ</u>	<u>IND</u>	BYE	NYJ	at MIN	BUF	at ARI	at LV	CIN	MIA	at BU
AFC NORTH		W	L	T	Div	Conf	Wk 1	Wk 2	Wk 3	Wk 4	Wk 5	Wk 6	Wk 7	Wk 8	Wk 9	Wk 10	Wk 11	Wk 12	Wk 13	Wk 14	Wk 15	Wk 16	Wk 17	Wk 18
Baltimore	6	3	0	2-0	4-2	4-2	<u>at NYJ</u>	MIA	<u>at NE</u>	BUF	<u>CIN</u>	at NYG	<u>CLE</u>	<u>at TB</u>	<u>at NO</u>	BYE	CAR	at JAX	DEN	at PIT	at CLE	ATL	PIT	at CI
Cincinnati	5	4	0	0-3	2-3	2-3	PIT	at DAL	<u>at NYJ</u>	<u>MIA</u>	at BAL	<u>at NO</u>	<u>ATL</u>	at CLE	<u>CAR</u>	BYE	at PIT	at TEN	KC	CLE	at TB	at NE	BUF	BAL
Cleveland	3	6	0	2-1	2-5	2-5	<u>at CAR</u>	NYJ	<u>PIT</u>	at ATL	LAC	NE	at BAL	<u>CIN</u>	BYE	at MIA	at BUF	TB	at HOU	at CIN	BAL	NO	at WSH	at PIT
Pittsburgh	3	6	0	1-1	1-5	1-5	<u>at CIN</u>	NE	at CLE	NYJ	at BUF	<u>TB</u>	at MIA	at PHI	BYE	<u>NO</u>	CIN	at IND	at ATL	BAL	at CAR	LV	at BAL	CLE
AFC SOUTH		W	L	T	Div	Conf	Wk 1	Wk 2	Wk 3	Wk 4	Wk 5	Wk 6	Wk 7	Wk 8	Wk 9	Wk 10	Wk 11	Wk 12	Wk 13	Wk 14	Wk 15	Wk 16	Wk 17	Wk 18
Tennessee	6	3	0	3-0	5-2	5-2	NYG	at BUF	<u>LV</u>	<u>at IND</u>	<u>at WSH</u>	BYE	<u>IND</u>	<u>at HOU</u>	at KC	<u>DEN</u>	at GB	CIN	at PHI	JAX	at LAC	HOU	DAL	at JAX
Indianapolis	4	5	1	1-3-1	4-4-1	4-4-1	<u>CLE</u>	at JAX	<u>KC</u>	TEN	<u>at DEN</u>	<u>JAX</u>	at TEN	WSH	at NE	<u>at LV</u>	PHI	PIT	at DAL	BYE	at MIN	LAC	at NYG	HOU
Jacksonville	3	7	0	1-2	3-4	3-4	at WSH	<u>IND</u>	<u>at LAC</u>	at PHI	HOU	at IND	NYG	DEN	<u>LV</u>	at KC	BYE	BAL	at DET	at TEN	DAL	at NYJ	at HOU	TEN
Houston	1	7	1	1-1-1	1-4-1	1-4-1	<u>IND</u>	at DEN	at CHI	LAC	<u>at JAX</u>	BYE	at LV	TEN	PHI	at NYG	WSH	at MIA	CLE	at DAL	KC	at TEN	JAX	at IND
AFC WEST		W	L	T	Div	Conf	Wk 1	Wk 2	Wk 3	Wk 4	Wk 5	Wk 6	Wk 7	Wk 8	Wk 9	Wk 10	Wk 11	Wk 12	Wk 13	Wk 14	Wk 15	Wk 16	Wk 17	Wk 18
Kansas City	7	2	0	2-0	4-2	4-2	<u>at ARI</u>	<u>LAC</u>	at IND	<u>at TB</u>	<u>LV</u>	BUF	<u>at SF</u>	BYE	<u>TEN</u>	<u>JAX</u>	at LAC	LAR	at CIN	at DEN	at HOU	SEA	DEN	at LV
LA Chargers	5	4	0	2-1	4-2	4-2	<u>LV</u>	at KC	<u>JAX</u>	<u>at HOU</u>	<u>at CLE</u>	DEN	SEA	BYE	<u>at ATL</u>	at SF	KC	at ARI	at LV	MIA	TEN	at IND	LAR	at DEN
Denver	3	6	0	0-2	2-5	2-5	at SEA	<u>HOU</u>	<u>SF</u>	at LV	IND	at LAC	NYJ	<u>at JAX</u>	BYE	at TEN	LV	at CAR	at BAL	KC	ARI	at LAR	at KC	LAC
Las Vegas	2	7	0	1-2	2-5	2-5	at LAC	ARI	at TEN	<u>DEN</u>	at KC	BYE	<u>HOU</u>	at NO	at JAX	IND	at DEN	at SEA	LAC	at LAR	NE	at PIT	SF	KC

Bolded and Underlined Opponent - win *Italics* - Tie *Clinched Playoff Berth **Clinched Division Title ***Clinched First-Round Bye