

ARIZONA CARDINALS

WEEK 12
GAME RELEASE
#LACvsAZ

Mark Dalton - Sr. Vice President, Media Relations | Chris Melvin - Sr. Director, Media Relations | Mike Helm - Sr. Manager, Media Relations
Jeffrey Sanders - Manager, Corporate Communications | Imani Suber - Media Relations Coordinator



LOS ANGELES CHARGERS (5-5)
VS.
ARIZONA CARDINALS (4-7)
State Farm Stadium | November 27, 2022 | 2:05 PM



THIS WEEK'S PREVIEW

The Cardinals receive a rare visit from the Los Angeles Chargers this week as they host the AFC West opponent for just the second time during the regular season at State Farm Stadium.

The Chargers last played at State Farm Stadium in 2014 - when the Cardinals earned a thrilling come-from-behind 18-17 victory in the season-opener on Monday Night Football. On Sunday the Chargers make only their second regular season visit to Arizona in the last 20 seasons (2003-22).

Both the Cardinals (MNF vs. San Francisco in Mexico City) and Chargers (SNF vs. Kansas City) are coming off primetime losses to division rivals. Playing their 12th consecutive game to open the 2022 season, the Cardinals have faced a difficult schedule and endured mounting injuries. Arizona is looking for a victory before its bye in Week 13. The Chargers will be looking to snap a two-game slide that has seen the team drop close contests to the 49ers and Chiefs.

Should Cardinals QB **Kyler Murray** return from the hamstring injury that has kept him out of the last two games, Sunday's matchup against the Chargers will mark the first meeting between two young Pro Bowl signal-callers in Murray and L.A.'s Justin Herbert. Both represented their conference in the Pro Bowl last season.

Sunday's game will also feature a pair of running backs who have been among the NFL's most prolific scorers over the last two seasons. Arizona RB **James Conner** has 22 TDs in 23 games played since joining the Cardinals last season while Chargers RB Austin Ekeler is among the league leaders with 11 TDs in 2022 following a 20-TD campaign in 2021.

Tasked with stopping - or at least slowing - all the offensive weapons on the field on Sunday will be two All-Pro safeties: Arizona's **Budda Baker** and L.A.'s Derwin James, Jr. Both players have been outstanding in 2022, ranking first (James w/ 92) and third (Baker w/ 85) among NFL DBs in tackles this season.

Following this week's game the Cardinals have their bye in Week 13 before hosting the New England Patriots on Monday Night Football in Week 14. The Chargers will return to AFC West action as they head to Las Vegas to take on the Raiders next week.



ARIZONA CARDINALS - 2022 SCHEDULE

Date	Opponent	Regular Season Location	AZ Time
Sep. 11	KANSAS CITY	State Farm Stadium	L, 21-44
Sep. 18	@ Las Vegas	Allegiant Stadium	W, 29-23 (OT)
Sep. 25	L.A. RAMS	State Farm Stadium	L, 12-20
Oct. 2	@ Carolina	Bank of America Stadium	W, 26-16
Oct. 9	PHILADELPHIA	State Farm Stadium	L, 17-20
Oct. 16	@ Seattle	Lumen Field	L, 9-19
Oct. 20	NEW ORLEANS#	State Farm Stadium	W, 42-34
Oct. 30	@ Minnesota	U.S. Bank Stadium	L, 26-34
Nov. 6	SEATTLE	State Farm Stadium	L, 21-31
Nov. 13	@ L.A. Rams	SoFi Stadium	W, 27-17
Nov. 21	SAN FRANCISCO^	Estadio Azteca (Mexico City)	L, 10-38
Nov. 27	L.A. CHARGERS	State Farm Stadium	2:05 PM
	-BYE-		
Dec. 12	NEW ENGLAND^	State Farm Stadium	6:15 PM
Dec. 18	@ Denver*	Empower Field at Mile High	2:05 PM
Dec. 25	TAMPA BAY>	State Farm Stadium	6:20 PM
Jan. 1	@ Atlanta*	Mercedes-Benz Stadium	11:00 AM
TBD	@ San Francisco*	Levi's Stadium	TBD

Prime Video Thursday Night Football

^ ESPN Monday Night Football

> NBC Sunday Night Football

* Subject to flexible scheduling decisions

THIS WEEK'S HIGHLIGHTS

- The Cardinals and Chargers meet for just the 15th time when Los Angeles visits State Farm Stadium on Sunday. Of the 14 games played in the series so far, 10 were won by the home team - including each of the last four meetings.
- Two sets of brothers will be going head-to-head at State Farm Stadium on Sunday - one pair as coaches (**Jeff** and **Jay Rodgers**) and another as players (**Ben** and **Nick Niemann**).
- Last week in Mexico City, WR **Greg Dortch** tied his career high for receptions (9) while posting his first career 100-yard outing (103). A former rookie free agent from Wake Forest, Dortch now has 34 receptions for 324 yards and two TDs in 2022 - after totaling three catches for 15 yards in his first three NFL seasons (2019-21) combined.
- Despite having missed the first six games this season, WR **DeAndre Hopkins** is currently on pace for 100 receptions and 1,075 receiving yards in 2022 following a 9-catch, 91-yard performance last week vs. San Francisco.
- S **Budda Baker** had 10 tackles last week against the 49ers. It was Baker's fourth outing with double-digit tackles this season - and his third in the last four games. It also marked the 22nd time in his career Baker has recorded 10+ tackles in a game, a total that leads all NFL DBs dating back to 2017.
- In its matchup vs. San Francisco last week, Arizona was without seven of its 11 starters to begin the season: QB **Kyler Murray**, LT **D.J. Humphries**, LG **Justin Pugh**, C **Rodney Hudson**, RG **Will Hernandez**, WR **Marquise Brown** and TE **Zach Ertz**.

GAME RELEASE INDEX

Page	Contents
2	Cardinals-Chargers Matchup Notes
3	By The Numbers / What To Look For / NFL Week 12 Schedule
4-7	Season Highlights / Hopkins / J. Watt / Conner / Collins & Simmons
8	State Farm Stadium / Super Bowl in AZ
9	Michael Bidwill / Violet Bidwill / Steve Keim
10-12	Kyler Murray Highlights
13-14	DeAndre Hopkins Highlights
15	A.J. Green Highlights
16	James Conner / Marquise Brown / Robbie Anderson
17-18	J.J. Watt Highlights
19	J. Thompson / M. Golden / I. Simmons / Z. Collins / B. Murphy
20	Special Teams Highlights / Matt Prater / Andy Lee
21-65	2022 Statistics / Rosters / Depth Chart / 2022 NFL Standings

BROADCAST INFORMATION

National Broadcast: CBS / Play-By-Play: Kevin Harlan Analyst: Trent Green Sideline: Melanie Collins

National Radio: Compass Media / Play-By-Play: Bill Rosinski Analyst: Chad Brown

Cardinals Radio: Arizona Sports 98.7 FM / Play-By-Play: Dave Pasch Analyst: Ron Wolfley Sideline: Paul Calvisi

Cardinals Spanish Radio: KHOV 105.1 FM / Play-By-Play: Luis Hernandez Analyst: Jose Romero



CARDINALS-CHARGERS CONNECTIONS

CHARGERS CONNECTIONS

Cardinals Asst. Head Coach/ WRs coach **Shawn Jefferson** and TEs coach **Steve Heiden** both played for the Chargers. Jefferson spent five seasons (1991-95) with the team, catching 162 passes for 2,141 yards and 10 TDs in 80 games (39 starts). Heiden was selected by the Chargers in the third-round (69th overall) of the 1999 NFL Draft out of South Dakota State and spent three seasons (1991-93) with the team, appearing 42 games (13) and totaling 14 receptions for 87 yards and two TDs.

Cardinals CBs coach **Greg Williams** spent seven seasons on the Chargers coaching staff, first as an assistant LBs coach (2009-12) and then as an assistant secondary coach (2013-15).

Cardinals Offensive Assistant **Mike Bercovici** was signed by the Chargers as a rookie free agent out of ASU in 2016 and spent two seasons (2016-17) on the team's practice squad.

Cardinals TE **Stephen Anderson** spent three seasons (2019-21) with the Chargers before coming to Arizona. Anderson appeared in 34 games (7 starts) with Los Angeles, catching 24 passes for 271 yards and a TD.

CARDINALS CONNECTIONS

Chargers Director of Player Personnel **JoJo Wooden** was with the Cardinals during training camp in 1993.

CALIFORNIA/SOUTHERN CALIFORNIA CONNECTIONS

Cardinals LB **Ezekiel Turner** spent his freshman season at Pierce Junior College in Los Angeles.

Cardinals LS **Aaron Brewer** (Fullerton), DBs coach **Marcus Robertson** (Pasadena), DB **Jalen Thompson** (Downey), DB **Charles Washington** (Inglewood), LB **Cameron Thomas** (Carlsbad), OL **Sean Harlow** (San Clemente), and OL **Wyatt Davis** (Bellflower) are from southern California.

ARIZONA CONNECTIONS

Chargers Special Teams Coordinator **Ryan Ficken** was a wide receiver at Arizona State for two seasons (1998-99) and received the Scholar-Athlete Award during his time as a student athlete.

Chargers Assistant Special Teams coach **Chris Gould** spent three seasons (2010-12) with the Arizona Rattlers of the Arena League. He was named Arena League Kicker of the Year after his first season and capped his playing career on a Rattlers team that went on to be Arena Bowl XXV Champions in 2012.

Chargers National Crosschecker **James MacPherson** was the QBs coach at Pima Community College in Tucson in 2009. He founded also Santa's Helpers, Inc., a nonprofit that provides toys and clothes to low-income youth in Southern Arizona.

PRO/COLLEGE CONNECTIONS

Chargers Head Coach **Brandon Staley** and Cardinals Assistant Head Coach/Special Teams Coordinator **Jeff Rodgers** coached together for one season in 2017 with the Bears.

Cardinals Associate Head Coach/WRs coach **Shawn Jefferson** (2016-18), Defensive Coordinator **Vance Joseph** (2016), LBs coach **Charlie Bullen** (2012-18), D-line coach **Matt Burke** (2016-18), and Defensive Assistant **Rusty McKinney** (2016-18) coached in Miami with Chargers Defensive Coordinator **Renaldo Hill** (2018) and Passing Game Coordinator/QBs coach **Shane Day** (2016-18).

Chargers Assistant O-line coach **Shaun Sarrett** (2012-20) coached Cardinals OL **Kelvin Beachum** (2012-15) for three seasons with the Steelers.

Chargers WR **Mike Williams** (2013-16) played with Cardinals CB **Trayvon Mullen, Jr.** (2016-18) for a season at Clemson.

Cardinals S **Budda Baker** and Chargers Defensive Assistant **John Timu** played one season together at Washington in 2014 when Baker was a freshman safety and Timu was a senior linebacker.

Chargers WR **DeAndre Carter** (2018-20) played with Cardinals WR **DeAndre Hopkins** (2013-19) and DL **J.J. Watt** (2011-20) in Houston.

Cardinals LB **Dennis Gardeck** and Chargers T **Trey Pipkins** played together at the University of Sioux Falls in 2017.

Cardinals LB **Kamu Grugier-Hill** (2016-19) and Chargers WR **Richard Rodgers** (2018-21) were teammates with the Eagles.

Chargers CB **Ja'Sir Taylor** (2017-20) and Cardinals WR **Greg Dortch** (2017-19) played together at Wake Forest.

Cardinals WR **Robbie Anderson** (2020-22) and Chargers DL **Morgan Fox** were teammates for a season with the Panthers in 2021.

Cardinals RB **James Conner** was teammates with Chargers G **Matt Feiler** for four seasons (2017-20) with the Steelers.

Cardinals S **Charles Washington** (2011-15) played with Chargers DL **Tyler Davison** (2011-14) at Fresno State.

Chargers LB **Kenneth Murray, Jr.** (2017-19) played with Cardinals QB **Kyler Murray** (2016-18) and OL **Cody Ford** (2015-18) at Oklahoma.

Chargers WR **Richard Rodgers** (2011-13) played with Cardinals TE **Stephen Anderson** (2012-15) at California.

Cardinals LB **Victor Dimukeje** and Chargers LB **Chris Rumph II** were teammates for four seasons (2017-20) at Duke.

2022 SEASON STATISTICS AND RANKINGS

Statistic

Points Scored/Game
Points Allowed/Game
TDs Scored
TDs Allowed
Rushing TDs
Passing TDs
Return TDs
Rushing TDs Allowed
Passing TDs Allowed
Return TDs Allowed
Sacked/Yards Lost
Fumbles/Lost
Field Goals Made
Total Yards/Game
Opp. Total Yards/Game
Rushing Yards/Game
Opp. Rushing Yards/Game
Passing Yards/Game
Opp. Passing Yards/Game
Turnover Ratio
Average Time of Possession

AZ	Rank	LAC	Rank
21.8	18	22.7	14
26.9	31	25.8	29
28	t-9	24	t-18
35	31	28	t-20
10	t-11	8	t-21
13	t-16	16	t-8
5	1	0	t-24
13	t-26	11	t-20
21	t-30	16	t-20
1	t-10	1	t-10
30/242	t-25	18/92	t-6
19/3	t-4	9/5	t-12
15/16	21	19/20	t-7
331.9	20	351.7	12
360.3	24	369.0	25
108.9	21	87.9	30
114.9	13	148.4	30
223.0	16	263.8	6
245.4	23	220.6	19
+3	6	+1	t-8
30:38	12	29:25	21

BROTHERLY COMPETITION IN WEEK 12

Two sets of brothers will be going head-to-head at State Farm Stadium on Sunday - one pair as coaches and another as players.

Chargers Run Game Coordinator/Defensive Line coach **Jay Rodgers** is the brother of Cardinals Assistant Head Coach/Special Teams Coordinator **Jeff Rodgers**. The two coached together for seven seasons with the Broncos (2011-14) and Bears (2015-17).

Cardinals LB **Ben Niemann** and Chargers LB **Nick Niemann** are brothers. Teammates for two seasons (2016-17) at Iowa, the duo faced each other twice last season while they both played in the AFC West.




FORMER CARDINAL NOW RUNS CHARGERS DEFENSE

Former Cardinals CB **Renaldo Hill** - who was selected by Arizona in the seventh round (202nd overall) of the 2001 NFL Draft out of Michigan State - is in his second season as the Chargers defensive coordinator in 2022.

Hill played four seasons (2001-04) with the Cardinals, appearing in 55 games (32 starts) and totaling 200 tackles (171 solo), eight INTs (one returned for a TD), 31 passes defended, two forced fumbles, two fumble returns, 3.5 sacks, and 13 tackles for loss.

His best season with Arizona came in 2003, when he started all 14 games played and established career highs for INTs (5), INT return yards (119), passes defended (11) and sacks (2.0).



HIGH-SCORING BACKS

Sunday's game between the Cardinals and Chargers features two of NFL's most prolific TD scorers over the last two seasons (2021-22) in Arizona RB **James Conner** and Los Angeles RB **Austin Ekeler**.

Dating back to last season, Ekeler leads the NFL with 31 total TDs while Conner - despite missing three games earlier this season - ranks fifth with 22 total TDs.

NFL Leaders - Total TDs (2021-22)			
Rank	Player (Team)	TDs	Gms
1	RB Austin Ekeler (LAC)	31	26
2	RB Joe Mixon (Cin)	24	26
3t	WR Cooper Kupp (LAR)	23	26
3t	RB Jonathan Taylor (Ind)	23	25
5	RB James Conner (AZ)	22	23

Conner and Ekeler are both tied for third in the NFL with 19 rushing TDs over the last two seasons.

NFL Leaders - Rushing TDs (2021-22)			
Rank	Player (Team)	TDs	Gms
1	Jonathan Taylor (Ind)	21	25
2	Derrick Henry (Ten)	20	18
3t	James Conner (AZ)	19	23
3t	Austin Ekeler (LAC)	19	26
3t	Nick Chubb (Cle)	19	24
3t	Joe Mixon (Cin)	19	26



BY THE NUMBERS

197

Career TDs (passing and rushing) for Cardinals QB Kyler Murray (104) and Chargers QB Justin Herbert (93). Both signal-callers were named to the Pro Bowl in 2021.

177

Combined tackles for All-Pro safeties Budda Baker (85) and Derwin James, Jr. (92) this season. They rank #3 and #1 in the NFL, respectively, in tackles among defensive backs in 2022.

448

Tackles for Baker in the last four seasons (2019-22). That is over 100 more than any other DB in the NFL during that span. Minnesota S Harrison Smith comes in second with 345.

1

Home games - in the last 19 seasons (2003-21) - for the Cardinals in the series vs. the Chargers. This week the Chargers will play just their second regular season game at State Farm Stadium (2014).

149

Total games missed due to injury for 30 different Cardinals players so far this season.

76

Different players who have appeared in at least one game for Arizona in 2022. That total leads the NFL.

7

Week 1 starters - QB Kyler Murray, LT D.J. Humphries, LG Justin Pugh, C Rodney Hudson, RG Will Hernandez, WR Marquise Brown and TE Zach Ertz - who missed last week's game in Mexico City due to injury.

62

Points off turnovers for the Cardinals in 2022. Only New England (75) and Philadelphia (67) have more this season.

5

Return TDs for the Cardinals this season (3 INT Return, 2 FR). Arizona's five return TDs lead the NFL. The Cards have four return TDs in their last six games.

103

Receiving yards for WR Greg Dortch vs. the 49ers last week. It was his first 100-yard receiving performance since the final game of his college career at Wake Forest: 124 @ Duke on 11/24/18.

23-2

Arizona's record when leading at halftime under head coach Kliff Kingsbury.

3

Games in which WR DeAndre Hopkins has at least 10 receptions this season - out of five total games played. In franchise history, only Larry Fitzgerald (4 in 2017) had more such performances in a single season.

141

Consecutive games in which Hopkins has at least one reception, the longest active streak in the NFL. In the Super Bowl era, only three players had a longer streak than Hopkins to open their career.

5

Players in the NFL this season - at any position - that have 5.0+ sacks and 4+ passes defended: J.J. Watt, Za'Darius Smith, Daron Payne, Jeffery Simmons and Devin White. Watt has 19 tackles, a team-high 5.5 sacks, 13 QB hits, 7 tackles for loss, 4 passes defended and a fumble recovery in 2022.

22

Total TDs for RB James Conner in 23 games with the Cardinals. That is the most in franchise history in a player's first 23 games with the team.

19

Rushing TDs for Conner in 23 games with the Cardinals. That is also the highest total in franchise history in a player's first 23 games with the team.

14

TDs for Conner in 10 games vs. division opponents since joining the Cardinals last season. No other player in the NFL has more than 10 such TDs over the last two seasons (2021-22).

485

Receiving yards for WR Marquise Brown in six games played this season. Brown had 43 receptions for 485 yards and three TDs before going on IR due to a foot injury.

123

Combined tackles for LBs Zaven Collins and Isaiah Simmons in 2022. Simmons and Collins make up the only LB duo in the NFL each with 50+ tackles, 2.0+ sacks and an INT this season.

71

Tackles for LB Zaven Collins in 11 games this season. He had 25 tackles in 17 games as a rookie in 2021.

WHAT TO LOOK FOR IN WEEK 12

WITH A WIN...

- The Cardinals would improve to 10-6 against teams from the AFC under head coach **Kliff Kingsbury**, including a 6-2 record dating back to 2021.
- Arizona would improve to 2-0 vs. the Chargers at State Farm Stadium.

MILESTONES WITHIN REACH

WR DeAndre Hopkins

- With 1 reception, Hopkins would have at least one catch in 142 consecutive games. That would extend the longest active streak in the NFL.
- With 10 receptions, Hopkins would have 10+ catches in four of six games played this season. He would join Larry Fitzgerald (4 in 2017) as the only players in franchise history with at least four games of 10+ receptions in a season.

QB Kyler Murray

- With 3+ passing TDs, Murray would have 3+ passing TDs in a game for the 13th time in his career. Only Neil Lomax (15 times in 108 games) and Charley Johnson (14 times in 87 games) would have more such performances.
- With 41 rushing yards, Murray would join Josh Allen, Lamar Jackson, Russell Wilson and Cam Newton as the only QBs in NFL history with 400+ rushing yards in each of their first four seasons.

DE J.J. Watt

- With 1.0 sack, Watt would have 6.5 sacks in 2022. He would have more sacks in 11 games played this season (6.5) than he had in the previous two seasons (2020-21) combined (6.0 in 23 games played).
- With a sack, Chargers QB Justin Herbert would become the 46th different QB Watt has sacked in his career.

WR A.J. Green

- With a TD catch, Green would have 70 TD receptions in his career. He would join Davante Adams (83), Mike Evans (78) and teammate DeAndre Hopkins (70) as the only active players with 70+ career TD receptions.

DL Zach Allen

- With 1.0 sack, Allen would have 4.5 sacks in 2022. That would be a new career high (current mark is 4.0 in 2021).

WR Marquise Brown

- With a TD reception, Brown would have three TD catches in his last four games played.

S Budda Baker

- With 10+ tackles, Baker would have 10+ tackles in a game for the fifth time this season - and for the fourth time in five games.

WEEK 12 AROUND THE NFL

Thursday, November 24

- Buffalo Bills at Detroit Lions - 10:30 AM (CBS)
- New York Giants at Dallas Cowboys - 2:30 PM (FOX)
- New England Patriots at Minnesota Vikings - 6:20 PM (NBC)

Sunday, November 27

- Denver Broncos at Carolina Panthers - 11:00 AM (FOX)
- Tampa Bay Buccaneers at Cleveland Browns - 11:00 AM (FOX)
- Baltimore Ravens at Jacksonville Jaguars - 11:00 AM (CBS)
- Houston Texans at Miami Dolphins - 11:00 AM (CBS)
- Chicago Bears at New York Jets - 11:00 AM (FOX)
- Cincinnati Bengals at Tennessee Titans - 11:00 AM (CBS)
- Atlanta Falcons at Washington Commanders - 11:00 AM (FOX)
- Los Angeles Chargers at Arizona Cardinals - 2:05 PM (CBS)**
- Las Vegas Raiders at Seattle Seahawks - 2:05 PM (CBS)
- Los Angeles Rams at Kansas City Chiefs - 2:25 PM (FOX)
- New Orleans Saints at San Francisco 49ers - 2:25 PM (FOX)
- Green Bay Packers at Philadelphia Eagles - 6:20 PM (NBC)

Monday, November 28

- Pittsburgh Steelers at Indianapolis Colts - 6:15 PM (ESPN)

KEEPING UP WITH THE CARDINALS

The Cardinals 2022 media guide can be found at the team's media site on NFL Online Media Guide (www.NFLOMG.com).

The all-encompassing media resource is updated continuously and will include the following:

- Traditional media guide information
- Player bios that feature career and seasons stats updated in real-time.
- Official league statistics from NFL GSIS
- Tweet-ready charts and stat grids that update in real time
- Customizable in-game reports
- Final game books and statistics
- Records and milestones tracked live
- Postgame quotes



GOING BEHIND THE SCENES ON HARD KNOCKS

"Hard Knocks In Season: The Arizona Cardinals" made its debut on Wednesday, Nov. 9 on HBO and HBO Max.



The first two episodes gave fans a behind the scenes look at what has transpired so far this season, zooming in on the leadership of All-Pro S **Budda Baker**, the return of WR **DeAndre Hopkins** and an inside look at the Week 10 victory in Los Angeles.

This Wednesday evening (11/23), fans can peek behind the curtain as the Cardinals traveled to Mexico City for a Monday Night matchup vs. the 49ers.

The Emmy-winning weekly series delivers its signature all-access coverage to document - in real time - the Cardinals as they navigate the challenges of an NFL season.

HOW TO WATCH: Episodes will air each Wednesday at 8:00 PM (MST) on HBO and HBO Max through the end of the Cardinals' season. The only exception will be on December 7th, following the team's Week 13 bye.

BAKER NEAR THE TOP OF THE LEADERBOARD

"The guy is a human eraser. He makes a ton of tackles, he brings energy, he brings juice, he's physical. He's our leader and our heart and soul on defense." - GM Steve Keim

After posting a team-high 10 tackles against the 49ers last week, **S Budda Baker now has 85 tackles this season. That total ranks third among all NFL DBs in 2022.**

2022 NFL Leaders - Total Tackles (DBs)

Rnk	Player (Team)	Tkl
1	Derwin James, Jr. (LAC)	92
2	Jonathan Owens (Hou)	90
3	Budda Baker (AZ)	85
4	Eddie Jackson (Chi)	77
5	Richie Grant (Atl)	74

SETTING THE STANDARD AT SAFETY

A four-time Pro Bowl selection and three-time All-Pro, Baker has been piling up tackles at a remarkable clip in recent years.

Over the last four seasons (2019-22), Baker leads all NFL DBs in total (448) and solo (314) tackles - and leads by a wide margin.

No other DB in the NFL is within 100 tackles of Baker during that span.

NFL Leaders - Total Tackles by a DB (2019-22)

Rnk	Player (Team)	Tackles	Solo	GP
1	Budda Baker (AZ)	448	314	59
2	Harrison Smith (Min)	345	247	55
3	Kevin Byard (Ten)	344	234	59
4	Vonn Bell (Cin)	343	228	55
5	Jordan Poyer (Buf)	339	234	54



BUDDA HITS DOUBLE DIGITS FOR 22ND TIME

Last week's game against the 49ers was Baker's fourth with double-digit tackles this season - and his third in the last four games. Among NFL DBs, only Jonathan Owens has more games with 10+ tackles this season.

2022 NFL Leaders - Games w/ 10+ Tackles (DB)

Rnk	Player (Team)	Gms
1	Jonathan Owens (Hou)	7
2	Budda Baker (AZ)	4
3	Derwin James, Jr. (LAC)	3
3t	Damar Hamlin (Buf)	3
3t	Mike Edwards (TB)	3

Last week's game marked the 22nd time in his career Baker has recorded 10+ tackles in a game. That total leads all NFL DBs dating back to 2017.

NFL Leaders Games w/ 10+ Tackles by DB (2017-22)

Rnk	Player (Team)	Gms
1	S Budda Baker (AZ)	22
2	S Jordan Poyer (Buf)	17
3	S Jamal Adams (Sea)	11
4t	S Jessie Bates III (Cin)	10
4t	S Johnathan Abram (LV)	10
4t	S Tracy Walker (Det)	10
4t	S Landon Collins (NYG)	10



PLAYING WITHOUT A FULL DECK OF CARDS

The Cardinals have spent the entire 2022 season missing key pieces on both offense and defense.

Just 11 weeks into the season, Arizona has already had an NFL-high 76 different players see action. That is the highest total in the NFL in 2022.

2022 NFL Leaders

Most Players to Appear in a Game

Rnk	Team	Players
1	Arizona	76
2	Tennessee	73
3	L.A. Rams	70
4	New Orleans	69
5t	4 teams tied	68



Arizona currently has 11 players on injured reserve - including Week 1 starters RG **Will Hernandez**, C **Rodney Hudson**, LG **Justin Pugh**, DL **Rashard Lawrence** and LB **Nick Vigil**.

In Week 10 at Los Angeles, QB **Kyler Murray**, RT **Will Hernandez** and CB **Byron Murphy, Jr.** all missed their first game of the season. That trio was joined by TE **Zach Ertz** in Week 11. **The Cardinals have now had 30 different players miss a combined 149 games due to injury so far this season.** Those totals don't include the six games missed by WR **DeAndre Hopkins** earlier this season.

Players Missing Games Due to Injury in 2022

Player	Gms
S Tae Daley (IR)	11
OL Marquis Hayes (IR)	11
OL Josh Miles (IR)	11
WR Antoine Wesley (IR)	11
S Charles Washington	9
OL Rodney Hudson (IR)	7
LB Nick Vigil (IR)	7
OL Cody Ford	6
DL Rashard Lawrence (IR)	6
OL Justin Pugh (IR)	6
RB Jonathan Ward (IR)	6
QB Colt McCoy	5
CB Trayvon Mullen, Jr.	5
WR Marquise Brown	5
OL Max Garcia	5
RB Darrel Williams (IR)	5
CB Antonio Hamilton	4
K Matt Prater	4
RB James Conner	3
LB Dennis Gardeck	3
WR Rondale Moore	3
OL D.J. Humphries	3
OL Will Hernandez (IR)	2
CB Byron Murphy, Jr.	2
QB Kyler Murray	2
CB Christian Matthew	2
LB Ezekiel Turner	2
TE Zach Ertz	1
WR A.J. Green	1
DL J.J. Watt	1

BEACHUM NOW ALL ALONE

With TE Zach Ertz missing his first game of the season last week in Mexico City, that leaves OL Kelvin Beachum as the only offensive player to start every game for the Cardinals this season.

OFFENSE TAKING BRUNT OF THE HIT

Arizona has been hit particularly hard with injuries on the offensive side of the ball. **In its Week 11 matchup vs. San Francisco last week, Arizona was without seven of its 11 Week 1 starters:** QB **Kyler Murray**, LT **D.J. Humphries**, LG **Justin Pugh**, C **Rodney Hudson**, RG **Will Hernandez**, WR **Marquise Brown** and TE **Zach Ertz**.

So far this season, **Arizona's offense has seen:**

- 34 different players see action - 3rd-most behind Rams (41), Saints (35)
- 11 different starting lineups - tied for most in the NFL
- 5 WRs (Hopkins, Brown, Wesley, Moore, Green) miss a combined 26 games
- 10 different starters miss a combined 33 games

HERNANDEZ OUT MEANS MORE SHUFFLING ON THE O-LINE

With starting RG **Will Hernandez** on IR and starting LT **D.J. Humphries** missing time, the Cardinals starting O-Line the last two weeks has consisted of LT **Josh Jones**, LG **Rashaad Coward**, C **Billy Price**, RG **Lecitus Smith** and RT **Kelvin Beachum**. So far this season, Arizona has had:

- 7 different starting O-Line combinations
- 5 different starting O-Line combinations in the last 7 games
- 4 different starting O-Line combinations in the last 5 games

In Week 10 against the Rams:

Lecitus Smith (rookie) made his first career start
Josh Jones made just his second start at LT
Rashaad Coward made his 4th career start at LG (1st game played with AZ)

Arizona has had 12 different players start a game on the O-Line this season, tied with the Rams for the most in the NFL.

HOPKINS EXCELS IN FIRST FIVE GAMES

In his first five games played this season, WR DeAndre Hopkins has 45 receptions for a team-high 487 yards and two TDs.

Despite having missed the first six games this season, Hopkins is currently on pace for 100 receptions and 1,075 receiving yards in 2022.

In his first five games played, Hopkins has:

- 3 games w/ 10+ receptions
- 4 games w/ 9+ receptions
- 2 games w/ 100+ receiving yards
- 4 games w/ 90+ receiving yards

In franchise history, only Larry Fitzgerald (4 in 2017) had more games with 10+ receptions in an entire season than Hopkins has in his five games played in 2022 (3).

Franchise History Games w/ 10+ Receptions (Season)

Rnk	Player (Year)	Gms
1	Larry Fitzgerald (2017)	4
2t	DeAndre Hopkins (2022)	3
2t	DeAndre Hopkins (2020)	3
2t	Larry Fitzgerald (2016)	3
2t	Anquan Boldin (2008)	3
2t	Anquan Boldin (2005)	3
2t	Frank Sanders (1998)	3
2t	Larry Centers (1996)	3
2t	J.T. Smith (1987)	3

Only Tyreek Hill (4) has more games with 10+ receptions this season than Hopkins (3).

2022 NFL Leaders – Games w/ 10+ Receptions

Rnk	Player (Team)	10+	Games Played
1	Tyreek Hill (Mia)	4	10
2t	DeAndre Hopkins (AZ)	3	5
2t	Cooper Kupp (LAR)	3	9
2t	Justin Jefferson (Min)	3	10
2t	Stefon Diggs (Buf)	3	10

In his first two games played this season, Hopkins joined Anquan Boldin (2005) as the only players in franchise history to have 10+ receptions and 100+ receiving yards in back-to-back contests.



22 TDS IN 23 GAMES WITH ARIZONA

A week after posting his first multi-TD outing of the season in the Week 10 win at Los Angeles, RB James Conner was back in the endzone last week in Mexico City, scoring on a 2-yard run in the second quarter.

Conner now has 22 total TDs in 23 regular season games with the Cardinals. That is the most in franchise history in a player's first 23 games with the team.

Franchise Record – TDs in 1st 23 Games w/ Team

Rnk	Player (Years)	TDs
1	RB James Conner (2021-22)	22
2	RB David Johnson (2015-16)	21
3t	HB Ernie Nevers (1929-30)	18
3t	RB Kenyan Drake (2019-20)	18
3t	HB John David Crow (1958-60)	18
3t	HB Ollie Matson (1952, 54-55)	18



Conner's 2-yard TD run against the 49ers was his 19th rushing TD in 23 regular season games with the Cardinals. That also represents the most in franchise history in a player's first 23 games with the team.

Franchise Record – Rushing TDs in 1st 23 Games w/ Team

Rnk	Player (Years)	TDs
1	James Conner (2021-22)	19
2t	Ernie Nevers (1929-30)	18
2t	Kenyan Drake (2019-20)	18
4	David Johnson (2015-16)	16
5	Tim Hightower (2008-09)	15

CONNER SCORING A LOT AGAINST DIVISION OPPONENTS

Since joining the Cardinals last season, Conner has played 10 games against NFC West opponents. He now has 14 TDs in those contests. No other player in the NFL has more than 10 TDs in division games over the last two seasons.

NFL Leaders – TDs vs. Division Opponents (2021-22)

Rnk	Player (Team)	TDs	Division
1	RB James Conner (AZ)	14	NFC West
2t	RB Austin Ekeler (LAC)	10	AFC West
2t	WR Davante Adams (LV)	10	NFC North/AFC West
2t	TE Travis Kelce (KC)	10	AFC West
5t	RB Ezekiel Elliott (Dal)	9	NFC East
5t	RB Aaron Jones (GB)	9	NFC North

SIX GAMES WITH MORE THAN ONE

The Cardinals Week 10 win over the Rams was Conner's 13th career outing with multiple TDs, seven of which have come in his last 21 games played. It was also the 11th time in his career Conner rushed for multiple TDs in a game - and the sixth time he has done so as a member of the Cardinals.

Despite having played just 23 games with Arizona, only four players in franchise history had more games with multiple rushing TDs than Conner (6).

Franchise Record – Games w/ 2+ Rushing TDs (Career)

Rnk	Player (Years)	Gms	Gms Played
1	David Johnson (2015-19)	8	116
2t	Stump Mitchell (1981-89)	7	116
2t	Johnny Roland (1966-72)	7	96
2t	Ernie Nevers (1929-31)	7	31
5t	James Conner (2021-22)	6	23
5t	Ottis Anderson (1979-86)	6	99
5t	John David Crow (1958-64)	6	69

HOPKINS AMONG YOUNGEST TO 11,000 YARDS

After hauling in nine passes for 91 yards against the 49ers last week, Hopkins surpassed 11,000 receiving yards for his career. At 30 years, 168 days old, he became the fourth-youngest player in NFL history to reach the milestone.

NFL History Youngest Players to 11,000 Receiving Yards

Rnk	Player	Age
1	Calvin Johnson	30 years, 33 days
2	Larry Fitzgerald	30 years, 85 days
3	Antonio Brown	30 years, 159 days
4	DeAndre Hopkins	30 years, 168 days
5	Randy Moss	30 years, 222 days

Hopkins now joins Julio Jones and DeSean Jackson as the only active players with 11,000+ receiving yards in their career.

Active NFL Leaders – Receiving Yards (Career)

Rnk	Player (Team)	Yards
1	Julio Jones (TB)	13,508
2	DeSean Jackson (Bal)	11,126
3	DeAndre Hopkins (AZ)	11,068
4	A.J. Green (AZ)	10,394
5	Mike Evans (TB)	9,972



ARIZONA IS HIGHLY PRODUCTIVE ON THE GROUND

In 60 games under Kingsbury, Arizona has rushed for 7,501 yards and 73 TDs on 1,655 attempts (4.53 avg.). The Cardinals are one of just six teams in the NFL with 7,500+ rushing yards and 70+ rushing TDs in the last four seasons (2019-22).

Teams w/ 7,000+ Rushing Yards & 70+ Rushing TDs (2019-22)

Team	Yards	TDs	Att	Avg.
Baltimore	10,474	73	1,972	5.31
Tennessee	8,606	81	1,821	4.73
Cleveland	8,255	72	1,689	4.89
Philadelphia	8,106	75	1,736	4.67
San Francisco	7,632	74	1,715	4.45
Arizona	7,501	73	1,655	4.53

Arizona has 100+ rushing yards in 42 games under Kingsbury (2019-22). In that span, only five teams have more games with 100+ rushing yards.

NFL Leaders - Games w/ 100+ Rushing Yards (2019-22)

Rnk	Team	Gms
1	Baltimore	55
2	Philadelphia	46
3t	Tennessee	43
3t	Cleveland	43
3t	Buffalo	43
5t	Arizona	42
5t	San Francisco	42




ACTIVE TD RECEPTION LEADERS IN ARIZONA

A week after WR DeAndre Hopkins hauled in his 70th career TD reception (Week 9 vs. Seattle), WR A.J. Green had a highlight reel TD catch in the back corner of the endzone in the second quarter at Los Angeles in Week 10. It was the 69th TD reception of his career.

Both Hopkins and Green rank in the top-5 for career TD receptions by active players.

Active NFL Leaders – Receiving Touchdowns

Rnk	Player (Team)	TD
1	Davante Adams (LV)	83
2	Mike Evans (TB)	78
3	DeAndre Hopkins (AZ)	70
4	A.J. Green (AZ)	69
5	Travis Kelce (KC)	68



WATT CLIMBING ALL-TIME SACKS LIST

After missing the season-opener, DE **J.J. Watt** returned for Week 2 and **in 10 games played this season has 19 tackles, a team-high 5.5 sacks, 13 QB hits, 7 tackles for loss, 4 passes defended and a fumble recovery.**

In the Week 10 win over the Rams, Watt **had two tackles, a sack, a tackle for loss, a season-high five QB hits and a fumble recovery.**

The sack gave Watt 107.5 for his career. Only four active players have more.

Active NFL Leaders – Career Sacks

Rnk	Player (1 st Year)	Sacks
1	Von Miller (2011)	123.5
2	Cameron Jordan (2011)	112.5
3	Justin Houston (2011)	111.0
4	Chandler Jones (2012)	108.0
5	J.J. Watt (2011)	107.5

Watt is now tied for 28th place on the NFL's all-time sacks list.

NFL History – Career Sacks (All-Time)

Rnk	Player	Sacks	Years
1	Bruce Smith+	200.0	1985-2003
2	Reggie White+	198.0	1985-2000
3	Kevin Greene+	160.0	1985-1999
4	Julius Peppers	159.5	2002-2018
5	Chris Doleman+	150.5	1985-1999
6	Michael Strahan+	141.5	1993-2007
7	Jason Taylor+	139.5	1997-2011
8	Terrell Suggs	139.0	2003-2019
9	DeMarcus Ware	138.5	2005-2016
10t	John Randle+	137.5	1990-2003
10t	Richard Dent+	137.5	1983-1997
12	Jared Allen	136.0	2004-2015
13	John Abraham	133.5	2000-2014
14t	Leslie O'Neal	132.5	1986-1999
14t	Lawrence Taylor+	132.5	1981-1993
16	Rickey Jackson+	128.0	1981-1995
17	Derrick Thomas+	126.5	1989-1999
18	Dwight Freney	125.5	2002-2017
19	Von Miller#	123.5	2011-
20	Robert Mathis	123.0	2003-2016
21	Simeon Rice	122.0	1996-2007
22	Clyde Simmons	121.5	1986-2000
23	Sean Jones	113.0	1984-1996
24	Cameron Jordan#	112.5	2011-
25	Justin Houston#	111.0	2011-
26	Greg Townsend	109.5	1983-1997
27	Chandler Jones#	108.0	2012-
28t	J.J. Watt#	107.5	2011-
28t	Pat Swilling	107.5	1986-1998
30	Trace Armstrong	106.0	1989-2003
	+Hall of Fame Inductee		#Active Player



ALLEN CONTINUES HIS RAPID ASCENT

Following a promising 2021 campaign, fourth-year DL **Zach Allen** is having a breakout season for the Cardinals in 2022.

Through 11 games, Allen has totaled 43 tackles, 3.5 sacks, has established career highs with six passes defended and 8 tackles for loss, while adding 15 QB hits. Allen's six passes defended are tied for the most among D-Linemen this season while his 40 tackles rank 9th.

2022 NFL LEADERS - DEFENSIVE LINE (According to Stats, Inc.)

Total Tackles		Passes Defended	
Rnk	Player (Team)	Rnk	Player (Team)
1	Maxx Crosby (LV)	1t	Zach Allen (AZ)
2	Grover Stewart (Ind)	1t	Derrick Brown (Car)
3t	Christian Wilkins (Mia)	3t	Tahir Tart (Ten)
3t	Brian Burns (Car)	3t	George Karlaftis (KC)
5	Derrick Brown (Car)	3t	D.J. Jones (Den)
6	DeForest Buckner (Ind)		
7	Aaron Donald (LAR)		
8	DeMarcus Lawrence (Dal)		
9	Zach Allen (AZ)		
10	Cameron Jordan (NO)		

Allen finished the Week 10 win over the Rams with four tackles, a sack, a tackle for loss and two QB hits. His fourth quarter sack of Rams QB John Wolford gave him 3.5 sacks in 2022, leaving Allen just a half-sack shy of tying his career high for a single season (4.0 in 2021).

In Weeks 4-5, Allen had a sack in consecutive games for the third time in his career - with all of those instances coming since last season:

Games 4-5 in 2022
Games 12-13 in 2021
Games 5 & 8 in 2021

Against the Panthers in Week 4, Allen had six tackles, a sack, a career-high three passes defended, two QB hits and a tackle for loss.

ZACH ALLEN QUICK FACTS

Allen and KC's L'Jarvis Snead are the only players in the NFL this season with 3.0+ sacks and 6+ passes defended.

Last week's game was the 43rd of Allen's career. A look at his first 21 career games vs. his last 22:

Allen Comparison

First 21 Career Games vs. Last 22 Games

Statistic	1 st 21	Last 22
Sacks	2.0	7.5
QB Hits	10	26
Passes Defended	3	10
Tackles for Loss	6	12
Fumble Recoveries	1	2

- **Thru 11 games in 2022, has already set career highs for passes defended (6), QB Hits (15) and tackles for loss (8)**
- **Of his 37 career QB hits, 23 have come in his last 16 games played**
- **Has 7 passes defended in last 13 games, compared to 6 in his first 30 games**
- **Prior to Allen in Week 4, the last Cardinals D-Lineman to have 3+ passes defended in a game was Andre Wadsworth (3) on 9/19/99 vs. Miami.**



A MENACE TO SIGNAL-CALLERS IN 2022

Throughout his career **Watt** has made life difficult for QBs, not only through sacks but by batting down passes. He has done both at an elite level in 2022. **Watt is one of just five players in the NFL this season - at any position - with 5.0+ sacks and 4+ passes defended.**

Players w/ 5.0+ Sacks & 4+ Passes Defended (2022)

Rnk	Player (Team)	Sack	PD
1	Za'Darius Smith (Min)	9.5	4
2t	Daron Payne (Was)	6.5	4
2t	Jeffery Simmons (Ten)	6.5	4
4	J.J. Watt (AZ)	5.5	5
5	Devin White (TB)	5.0	4



WATT HITS THE QUARTERBACK - OFTEN

In Week 10 at Los Angeles, **Watt** recorded five QB hits, his highest single-game total since 10/20/19 at Indianapolis (6). **It was Watt's 17th career game with at least five QB hits. No other active player in the NFL has more than five such performances.**

Active NFL Leaders – Games w/ 5+ QB Hits (Game)

Rnk	Player (1 st Year)	Gms
1	J.J. Watt (2011)	17
2t	Aaron Donald (2014)	5
2t	T.J. Watt (2017)	5
2t	Carl Lawson (2017)	5
2t	Leonard Williams (2015)	5



YOUNG GUYS IN THE MIDDLE

In the middle of the Cardinals defense is a pair of young linebackers that the team selected in the first round in consecutive drafts: 23-year old second-year LB **Zaven Collins** and 24-year old third-year LB **Isiah Simmons**.

Collins was taken 16th overall in the 2021 NFL Draft out of Tulsa and Simmons was taken 8th overall in 2020 out of Clemson. The duo have been standouts on the Cardinals defense in 2022.

Through 11 games this season, the duo has combined for:

- 123 Tackles**
- 4.0 Sacks**
- 2 INTs**
- 2 INT Return TDs**
- 9 Tackles for Loss**
- 8 Passes Defended**
- 6 QB hits**
- 3 Forced Fumbles**
- 1 Fumble Recovery**

Simmons and Collins make up the only LB duo in the NFL each with 50+ tackles, 2.0+ sacks and an INT this season. They are also the only LB pair with INT return TDs in 2022.



ARIZONA SCORING BIG ON TAKEAWAYS IN 2022

Arizona has scored 62 points off turnovers this season, which ranks third in the NFL behind only New England (75) and Philadelphia (67).

2022 NFL Leaders - Points Off Takeaways

Rnk	Team	Pts
1	New England	75
2	Philadelphia	67
3	Arizona	62
4	Baltimore	56
5	Minnesota	53

In the Week 10 win over the Rams, the Cardinals scored 10 points off two L.A. turnovers. It marked the third time this season Arizona scored at least 10 points off of takeaways. The Cardinals have at least three points off takeaways in eight of 11 games in 2022.

Arizona leads the NFL with five return TDs in 2022. Four of those return TDs have come in the last five games.

2022 NFL Leaders – Return TDs

Rnk	Team	TDs
1	Arizona	5
2t	Atlanta	4
2t	New England	4
4	Carolina	3
5t	Dallas	2
5t	Las Vegas	2
5t	New England	2
5t	San Francisco	2
5t	Seattle	2
5t	Washington	2



Arizona's five total return TDs in 2022 are the most for the team in a single season since 2015 (7).

Cardinals Return TDs in 2022

Player	Touchdown	Opponent
LB Zaven Collins	30-yard INT Return	11/6 vs. Seattle
LB Isaiah Simmons	58-yard INT Return	10/20 vs. New Orleans
CB Marco Wilson	38-yard INT Return	10/20 vs. New Orleans
S Chris Banjo	Fumble Recovery in End Zone	10/16 @ Seattle
CB Byron Murphy, Jr.	59-yard Fumble Return (OT)	9/18 @ Las Vegas

KEEPING THE TURNOVERS TO A MINIMUM

Arizona has been one of the NFL's best at protecting the football under head coach Kliff Kingsbury. **The Week 10 win over the Rams was the fourth game this season in which the Cardinals went without a turnover.**

Arizona has committed just 65 turnovers in 60 games under Kingsbury. Dating back to 2019, only three teams have fewer.

In that same span, the Cardinals have lost an NFL-low 21 fumbles.

NFL Leaders (2019-22)

Fewest Total Turnovers		
Rnk	Team	TO
1	Green Bay	52
2	New Orleans	62
3	Seattle	64
4t	Arizona	65
4t	Tennessee	65

NFL Leaders (2019-22)

Fewest Fumbles Lost		
Rnk	Team	FL
1	Arizona	21
2	New Orleans	23
3	Baltimore	25
4	N.Y. Jets	26
5t	4 teams tied	28

Arizona ranks six in the NFL with a +3 turnover differential in 2022.

2022 NFL Leaders – Turnover Differential

Rnk	Team	Diff	TA	TO
1	Philadelphia	+12	21	9
2	Baltimore	+9	19	10
3t	Dallas	+7	16	9
3t	Minnesota	+7	18	11
5	Seattle	+4	17	13
6	Arizona	+3	14	11

The win over the Saints in Week 7 marked the eighth time the Cardinals have posted a +3 turnover margin or better under head coach Kliff Kingsbury. Arizona is 8-0 in those contests.

2021 WAS A RECORD-BREAKING YEAR

Arizona's 15 turnovers and four fumbles lost in 2021 both represent the lowest single-season totals in franchise history.

The Cardinals went without a turnover in seven games last season, tied for the most in a single season in franchise history. Only twice in franchise history has that happened, and both seasons have come under Kingsbury.



CARDS WINNING A LOT ON THE ROAD

The Cardinals defeated the Los Angeles Rams 27-17 at SoFi Stadium in Week 11. **Arizona is now 2-1 at SoFi Stadium during the regular season, earning wins in each of the last two years.**

With the victory over the Rams, the Cardinals improved to 3-2 on the road in 2022. **Dating back to 2021, the Cards and Eagles are tied for the best road winning percentage in the NFL.**

NFL Leaders

Road Winning Percentage (2021-22)

Rnk	Team	Win%	W	L
1t	Arizona	.786	11	3
1t	Philadelphia	.786	11	3
3	Dallas	.714	10	4
4t	New England	.692	9	4
4t	Kansas City	.692	9	4

The Cardinals also hold a 15-7 road record over the last three seasons (2020-22). In that span, only Kansas City (.810) has a higher road winning percentage than Arizona (.682).

NFL Leaders – Road Winning Percentage (2020-22)

Rnk	Team	Win%	W	L
1	Kansas City	.810	17	4
2t	Arizona	.682	15	7
2t	Tennessee	.682	15	7
4t	Buffalo	.667	14	7
4t	Tampa Bay	.667	14	7

Of the Cardinals 15 road wins over the last three seasons (2020-22), an NFL-high 12 have come by 10+ points. The next closest team has nine.

NFL Leaders – Road Wins of 10+ Points (2020-22)

Rnk	Team	Wins
1	Arizona	12
2	Buffalo	9
3	Tampa Bay	8
4t	Kansas City	8
4t	Baltimore	8
4t	San Francisco	8



CARDS HARD TO BEAT WHEN THEY HAVE A LEAD

In their Week 10 win over the Rams, the Cardinals entered halftime with a 17-3 lead. By taking down the Rams 27-17, **Arizona improved to 23-2 when leading at halftime under head coach Kliff Kingsbury.**

The Cardinals also improved to 23-3 when leading at the end of the third quarter, with a perfect 13-0 record in such contests over the last two seasons (2021-22).



ARIZONA IS HISTORICALLY GOOD IN OVERTIME

The Week 2 win over the Raiders was the Cardinals 28th all-time OT win. That is tied with Denver for the most in NFL history.

NFL History – Total OT Victories

Rnk	Team	Wins
1t	Arizona	28
1t	Denver	28
3	Minnesota	26
3t	Washington	25
3t	Chicago	25
3t	NY Jets	25
3t	San Francisco	25
3t	Pittsburgh	25
3t	Las Vegas	25

With the victory, Arizona improved to 28-16-4 in OT games all time. The Cardinals .625 winning percentage in OT games is the best in NFL history.

NFL History – Overtime Winning Percentage

Rnk	Team	Win%	Record
1	Arizona	.625	28-16-4
2	Washington	.591	25-17-2
3	NY Giants	.585	23-16-2
4	Pittsburgh	.574	25-18-4
5	Denver	.569	28-21-2

Dating back to 2007, the Cardinals are 12-2-2 in 16 OT games (.813). Arizona remains unbeaten in OT games (5-0-2) dating back to 2013.



17TH SEASON AT STATE FARM STADIUM - HIGHLIGHTS

The Cardinals are in their 17th season at State Farm Stadium. Below are some highlights from the venue and the 2022 home schedule.

A LOOK AT THE CARDINALS OPPONENTS AT STATE FARM STADIUM IN 2022

• Of the Cardinals eight home games at State Farm Stadium this season, seven come vs. teams that posted a winning record in 2021 and five will happen vs. teams that made the playoffs last season.

• The eight teams posted a combined 44-25 (.638) record on the road last season.

• Arizona is playing host to three primetime games at State Farm Stadium this season. The first came in Week 7 when the Cardinals beat the Saints 42-34 on Thursday Night Football.

vs. Saints on Thursday Night Football (Week 7) - W, 42-34

vs. Patriots on Monday Night Football (Week 14)

vs. Buccaneers on Sunday Night Football (Week 16 on Christmas night)



Cardinals Remaining Home Games at State Farm Stadium (2022)

Week	Opponent	2021 Highlights
12	L.A. Chargers	9-8 record; finished 3 rd in AFC West
14	New England	10-7 record; earned playoff berth
16	Tampa Bay	13-4 record; made Divisional Round of playoffs

A CATALYST FOR THE CARDINALS SUCCESS

State Farm Stadium has been a catalyst for the Cardinals success since it opened in 2006. Below is a look at the Cardinals results in their first 16+ years at State Farm Stadium compared to 18 seasons at Sun Devil Stadium.

Overall Comparison Statistic	16+ seasons at State Farm Stadium	18 seasons at Sun Devil Stadium
Sellouts	159 (excluding 2020)	12
Regular Season Home Record	72-59-2	64-80
Home Win %	.552	.444
Postseason Record	5-4	1-1
Postseason Home Record	4-0	0-0
Seasons with Winning Record	6	1
Postseason Berths	5	1
Division Titles	3	0
Conference Championship Games	2	0
Super Bowl Appearances	1	0

IT GETS LOUD IN THERE

The home crowd at State Farm Stadium has given the Cardinals one of the best home-field advantages in the NFL. Dating back to the inaugural year at State Farm Stadium in 2006, Cardinals opponents have accumulated 203 accepted false start penalties in the regular season. That is the most for any home team in the NFL during that span.

NFL Leaders - Opponent False Start Penalties (2006-2022)

Rnk	Home Team	FS	Stadium
1	Cardinals	203	State Farm Stadium
2	Titans	191	Nissan Stadium
3	Seahawks	188	Lumen Field
4	Eagles	176	Lincoln Financial Field
5	Falcons	175	Mercedes Benz Stadium

BETMGM SPORTSBOOK OPENS AT STATE FARM STADIUM

In September, the Cardinals and BetMGM debuted the first sportsbook at an NFL stadium. The BetMGM Sportsbook at State Farm Stadium is a two-story, 17,000-square-foot entertainment destination featuring state-of-the-art sports wagering amenities, concert-hosting facilities, a gourmet grille and bar and a variety of screens to watch games.

"We are proud and thrilled to be the NFL's first team to offer its fans this type of unprecedented amenity and innovative experience." Cardinals owner Michael Bidwill said at the opening. "The BetMGM Sportsbook at State Farm Stadium gives us a chance to engage current and potential fans on a year-round basis in a fun, entertaining and responsible way."



Located on The Great Lawn, the BetMGM Sportsbook at State Farm Stadium operates on both event and non-event days, offering guests a massive 265-square-foot video wall, 38 TVs and indoor-and-outdoor dining options.

Throughout the year, the BetMGM Sportsbook at State Farm Stadium also will serve as an outdoor music and comedy concert amphitheater, hosting events for audiences gathered on The Great Lawn.

SUPER BOWL RETURNS TO AZ

Valley Will Host 4th Super Bowl in February

The final game of the 2022 NFL season will take place in Arizona when State Farm Stadium plays host to Super Bowl LVII on Sunday, February 12, 2023.



It will be the fourth Super Bowl played in the state of Arizona and the third time the nation's most popular sporting event will be played at State Farm Stadium. The Cardinals home venue last staged the mega event when it hosted Super Bowl XLIX following the 2014 season.

Arizona joins South Florida, New Orleans, Los Angeles and Tampa Bay as the only sites selected to host the Super Bowl at least four times.

Past Super Bowls in Arizona

Super Bowl	Site	Date	Result
XLIX (49)	State Farm Stadium	Feb. 1, 2015	Patriots 28, Seahawks 24
XLII (42)	State Farm Stadium	Feb. 3, 2008	Giants 17, Patriots 14
XXX (30)	Sun Devil Stadium	Jan. 28, 1996	Cowboys 27, Steelers 17

ECONOMIC IMPACT: The last time the game was staged in Arizona, it produced a record economic impact for the state. A 2015 study by the Seidman Research Institute, W.P. Carey School of Business at Arizona State University determined that Super Bowl XLIX, the 2015 Pro Bowl and related events produced a gross economic impact of \$719.4 million for the region. That was the largest economic impact of any special event ever held in Arizona.

In addition to the games played in Glendale, more than 1 million people visited Verizon Super Bowl Central in downtown Phoenix and more than 500,000 people enjoyed events in downtown Scottsdale.

In a span of just over 26 months in 2015-17, State Farm Stadium hosted a Pro Bowl, Super Bowl, College Football National Championship Game and the NCAA Men's Final Four. It was an unprecedented stretch for a stadium that generated \$1.3 billion in economic impact for the state during that 26-month span.

BEACHUM NAMED NFLPA COMMUNITY MVP

Cardinals RT Kelvin Beachum was selected as the **Week 10 NFLPA Community MVP** after donating \$5,000 to the United Food Bank so that he and his fellow offensive linemen could host a drive-thru food distribution event that fed 200 families in need at Eisenhower Center for Innovation in Mesa, AZ last Tuesday (11/8).

It was the fifth time that Beachum has been named a NFLPA Community MVP since the NFLPA launched the program in 2014, the most for any player since the award's inception.

In recognition of the work they do in communities across the country, each week during the regular season, the NFLPA #CommunityMVP program honors one player who has made a positive impact in his hometown or team city.



For being named Community MVP, the NFLPA will make a \$10,000 donation to Beachum's foundation or charity of choice.

The Arizona Cardinals/Walter Payton NFL Man of the Year in 2021 and New York Jets/Walter Payton NFL Man of the Year in 2018, Beachum was an NFL Community MVP winner each year between 2016-19.

WILSON WINS PLAYER OF THE WEEK

CB Marco Wilson was named the "NFC Defensive Player of the Week" for his performance in the 42-34 victory over the New Orleans Saints in Week 7.

It was Wilson's first career "Defensive Player of the Week" selection and he became the 35th different player in team history to be named "NFC Defensive Player of the Week."

Wilson recorded his first career INT and first career TD on the same play in the primetime win over New Orleans. With the game tied 14-14 late in the second quarter, Wilson picked off a deflected pass and returned it 38 yards for a TD. That score gave Arizona a 20-14 lead and the Cardinals never trailed again in the game.



Wilson had the only go-ahead defensive TD in the NFL in Week 7.

ELEVATING A FRANCHISE

The 2022 season is the 16th with owner **Michael Bidwill** steering the organization. His leadership during that time has been instrumental in transforming the franchise both on and off the field.

Highlights of Bidwill's tenure:

- Michael continues a tradition of Bidwill ownership of the Cardinals that dates back to his grandfather, Hall of Famer Charles Bidwill, who purchased the team in 1933.
- Of the franchise's seven all-time postseason wins, five have come during Michael's tenure leading the organization. Arizona has played in 10 postseason contests over the last 15 seasons, after having appeared in just seven total playoff games prior.
- Arizona has appeared in the NFC Championship Game twice since 2008 including a victory in the 2008 conference title game that led to the franchise's first-ever Super Bowl appearance (Super Bowl XLIII).
- With an 11-6 record in 2021, the Cardinals reached 11+ wins in a season for the sixth time in franchise history. Three of those six 11-win campaigns came with Michael leading the team: 13 in 2015, 11 in 2014, 11 in 2021.
- Among Bidwill's most substantial accomplishments with the Cardinals is the creation of State Farm Stadium. The world-class venue has proved a critical turning point for the franchise, an economic engine for the state of Arizona, and a crucial resource in the battle against the COVID-19 pandemic.
- At the conclusion of the 2022 season, State Farm Stadium will host Super Bowl LVII – the third Super Bowl held at the venue since it opened in 2006. State Farm Stadium also hosted Super Bowls XLII (following 2007 season) and XLIX (following 2014 season).
- In addition to his role in helping Arizona land three Super Bowls, Michael was also instrumental in getting the 2015 Pro Bowl moved to State Farm Stadium; played a week before Super Bowl XLIX, the two events combined to deliver a record economic impact of \$720 million to the region.
- Since State Farm Stadium opened in 2006, the Cardinals have sold out 159 games at the venue (which is every non-pandemic game played there).
- The Cardinals are making their first-ever appearance on *Hard Knocks*, television's most acclaimed sports reality franchise. Arizona is the second team to be featured on *Hard Knocks In Season*, which is documenting the second half of the Cardinals 2022 campaign in real time.
- In January of 2016, the National Football Foundation (NFF) and College Hall of Fame inducted Bidwill and Governor Doug Ducey into the NFF Leadership Hall of Fame.

Cardinals Under Michael Bidwill (2007-Present)

Statistic	Totals
Overall Record (RS + Post)	130-130-2
Overall Win Pct.	.500
Postseason Record	5-5
Regular Season Home Record	69-54-2
Postseason Home Record	4-0
Overall Home Record (RS + Post)	73-54-2
Seasons with .500 Record or Better	10
Seasons with 10+ Wins	5
Postseason Berths	5
Best Regular Season Record	13-3
Division Titles	3
Conference Championship Games	2
Super Bowl Appearances	1



AN INFLUENTIAL OWNER

Within the National Football League, Bidwill's considerable influence is illustrated by his appointment to a number of notable league committees, including his inclusion on the prestigious Management Council Executive Committee.

In 2021, the league announced that Bidwill would replace Bengals owner Mike Brown on the Management Council Executive Committee that deals with the NFLPA on labor issues.

The full list of league committees that Bidwill serves or has served on while running the Cardinals:

- Management Council Executive Committee
- Compensation Committee
- Legislative Committee
- Stadium Security & Fan Behavior (Chairman)
- Business Ventures Committee
- Conduct Committee (Chairman)
- NFL Foundation
- Diversity, Equity & Inclusion Committee
- Social Justice Working Group
- Health & Safety Advisory Committee



REMEMBERING VIOLET BIDWILL

The 2022 season marks the 75th anniversary of the Cardinals historic 1947 season. It was a year in which **Violet Bidwill** made league history and one that ultimately ended in the team winning an NFL Championship over the Philadelphia Eagles.

The Cardinals suffered a big loss when team owner **Charles W. Bidwill** - having just recently assembled his "Dream Backfield" with the unprecedented signing of All-American running back Charley Trippi - passed away in April. He had run the franchise since purchasing it in 1933 and was credited with pulling the team - and on a larger scale the NFL - through the Great Depression.

THE NFL'S FIRST FEMALE OWNER

With the passing of Charles, his wife, Violet Bidwill - while raising the couple's two teenage sons Stormy (18) and William (16) - took over as team owner. It was a historic moment, as she became the first female owner in NFL history and one of the first females to serve as a primary owner in professional sports.

"She was a wonderful person and was in a tough situation with losing her husband at a young age," Violet's grandson, current Cardinals owner **Michael Bidwill**, said. "She decided she would take over the family businesses."

"Things worked out well," then-team president Ray Benningson said of the front office under Violet. "I ran the business end of it, (head coach) Jimmy (Conzelman) ran the team on the field and we both appreciated Vi's (Violet) counsel. I'll tell you one thing. She knew her football and she was a shrewd businesswoman."

"She didn't suffer fools, and she was right there in the meetings with the rest of the owners and held her own," said Michael Bidwill.

Violet Bidwill's first year of ownership saw the franchise win the NFL Championship after defeating the Philadelphia Eagles 28-21 in the Championship Game.



KEIM HAS BUILT SOME OF THE BEST

After 14 seasons working within the Cardinals personnel department, **Steve Keim** was elevated to GM on January 8, 2013.

AMONG THE NFL'S BEST IN 2021

In 2021, the Cardinals posted an 11-6 record and secured their first playoff berth since 2015.

In addition to winning 11 games during the regular season, the Cardinals also ranked in the top 10 in both offensive points scored and defensive points allowed per game.

KEIM TRADES FOR THE NFL'S BEST

Among the trades negotiated by Keim during his tenure as GM:

- QB **Carson Palmer** from Oakland in 2013
- LB **Chandler Jones** from New England in 2016
- WR **DeAndre Hopkins** from Houston in 2020
- OL **Rodney Hudson** from Las Vegas in 2021
- TE **Zach Ertz** from Philadelphia in 2021
- WR **Marquise Brown** from Baltimore in 2022


CARDINALS HIGHLIGHTS IN KEIM'S TENURE

- The 2021 season marked the fourth time in his tenure the Cardinals have won 10+ games. That includes the 2015 season when Arizona won a franchise record 13 games and earned its first-ever postseason bye.
- During Keim's tenure, Arizona has established franchise records for wins in a season (13 in 2015), points in a season (489 in 2015), led the NFL in total offense for the first time in team history (#1 in 2015) and led the NFL in sacks for the second time ever (48.0 in 2016).
- Arizona has featured a top-10 defense four times and a top-10 offense four times dating back to Keim's first season as GM. The Cardinals had a top-10 defense in three consecutive seasons (2015-17) for the first time since the 1970 merger. In 2021, Arizona ranked 10th in the NFL in offensive points scored (435) and eighth in defensive points allowed (349).
- Selected QB **Kyler Murray** with the #1 overall pick in the 2019 NFL Draft. Murray was named the 2019 NFL Offensive Rookie of the Year and followed up with Pro Bowl selections in each of the last two years (2020-21), becoming the first QB in team history to earn multiple Pro Bowls in his first three seasons.
- The 2021 free agency period was one of Keim's busiest as GM. The players the Cardinals acquired have a combined 20 Pro Bowl selections and 11 All-Pro nods. Arizona brought in five different Pro Bowlers in the offseason: DL **J.J. Watt**, WR **A.J. Green**, OL **Rodney Hudson**, K **Matt Prater** and RB **James Conner**. Conner was selected to the Pro Bowl in 2021.
- Named Sporting News 2014 NFL Executive of the Year and earned back-to-back NFL Executive of the Year honors from Pro Football Talk (2013-14).



KYLER MURRAY - AT A GLANCE

• Selected #1 overall by the Cardinals in the 2019 NFL Draft. Signed the largest contract in franchise history when he agreed to an extension in July of 2022 that will keep him under contract through the end of the 2028 season.



- For the second straight season, earned Pro Bowl honors in 2021. 1st QB in franchise history named to Pro Bowl twice within his first three NFL seasons and joined Aaron Rodgers, Patrick Mahomes and Russell Wilson as only NFL QBs named to each of the last two Pro Bowls.

- 2019 AP NFL Offensive Rookie of the Year.

- In his career (55 games), has completed 1,297-of-1,941 pass attempts (66.8%) for 13,648 yards and 82 TDs while rushing for 2,145 yards and 22 TDs on 373 carries (5.8 avg.).

NFL HISTORY

- Only player in NFL history with 70+ passing TDs and 20+ rushing TDs in his first three seasons.

- One of just four players in NFL history (Josh Allen, Russell Wilson and Cam Newton) with 13,000+ passing yards and 2,000+ rushing yards in his first four seasons.

- First player in NFL history with 3,500+ passing yards and 400+ rushing in each of his first three seasons.

- One of just 13 players in NFL history with 100 total TDs in their first 54 career games.

- His 66.86 completion percentage was the best in NFL history in a player's first three seasons (min. 1,000 attempts).

- Fourth-youngest player in NFL history (24 years, 120 days) to reach 10,000 career passing yards.

- His five games with 3+ pass TDs and 1+ rush TDs were the most in NFL history in a player's first three seasons.

- Joins Peyton Manning (2) and Aaron Rodgers (2) as the only players in NFL history with multiple games of 400+ passing yards, 3+ passing TDs and 1+ rushing TD.

- Only player in NFL history with 7,500+ passing yards, 45+ TD passes and 15+ TD runs in his first two NFL seasons.

- In 2020, set an NFL record for the most games (9) with a passing and rushing TD in a single season. Has 15 such performances in 55 career games, surpassing Jim Hart for the team record (11 in 199 games).

- Only player in NFL history with both a passing and rushing TD in five consecutive games (Games 5-9) in 2020.

- In Week 7 of the 2020 season vs. Seattle, became the first player in NFL history to throw for 350+ yards and 3+ TDs while also rushing for 50+ yards and a TD in a single game.

- Just the 6th different QB in NFL history with 3,500+ passing yards and 500+ rushing yards in a season (2019) – and just the second rookie (Cam Newton, 2011).

- Between Weeks 4-10 of the 2019 season, set an NFL rookie record with 211 consecutive pass attempts without an INT.

CARDINALS HISTORY

- Only player in franchise history to have 3,500+ passing yards in three consecutive seasons.

- Only player in franchise history with 13,000+ passing yards and 2,000+ rushing yards in their career.

- Already owns the franchise record for rushing TDs by a QB (22) and career games with both a passing and rushing TD (15).

- Tied Kurt Warner (5 in 2009) for the most games with a passer rating of 120.0+ in a single season in 2021.

- Established a single-season franchise record with a 67.2 completion percentage (375-of-558) in 2020 which he topped in 2021 with a 69.2 completion percentage (333-of-481).

- Set a single-season franchise record for rushing TDs (11) and rushing yards (819) by a QB in 2020.

- Has been named NFC "Offensive Player of the Week" five times, tying Kurt Warner for the most in franchise history. In 2020 became the first player in team history to earn the honor three times in a single season.

- First Cardinals rookie QB to start a season opener since Lamar McHan in 1954. Selected #1 overall by the Cardinals in the 2019 NFL Draft, the fifth player ever taken by Arizona #1 overall and first since 1958.

MURRAY SURPASSES 13,000 & 2,000

After rushing for 100 yards on 10 carries in Week 6 at Seattle, QB **Kyler Murray** surpassed 2,000 career rushing yards. ***In the Super Bowl era, only five QBs reached 2,000 career rushing yards in fewer games than Murray (52).***



Super Bowl Era Fewest Games to 2,000 Rushing Yards (QB)

Rnk	Player (Years)	Gms
1	Lamar Jackson (2018-21)	33
2	Michael Vick (2001-04)	39
3	Bobby Douglass (1969-72)	46
4	Cam Newton (2011-14)	48
5	Russell Wilson (2012-15)	51
6	Kyler Murray (2019-22)	52

Murray currently has 13,648 passing yards and 2,145 rushing yards in his career. He is one of just four players in NFL history with 13,000+ passing yards and 2,000+ rushing yards in their first four seasons.

NFL History - 12,000+ Passing Yards & 2,000+ Rushing Yards (1st 4 Seasons)

Player (Years)	Team	Passing	Rushing	Gms
Kyler Murray (2019-22)	Arizona	13,648	2,145	55
Josh Allen (2018-21)	Buffalo	14,114	2,325	61
Russell Wilson (2012-15)	Seattle	13,974	2,430	64
Cam Newton (2011-14)	Carolina	14,426	2,571	62

MURRAY HAS 100 RUSHING YARDS FOR THE SECOND TIME

There have been three 100-yard rushing performances by a QB in franchise history and Murray has accounted for two of those. He owns three of the five highest single-game rushing totals by a QB in franchise history.

Rushing Yards By Quarterback – Single Game (All-Time)

Rnk	Player	Yds	Opponent
1	Charley Trippi	145	12/16/51 @ Chicago
2	Kyler Murray	106	11/8/20 vs. Miami
3	Kyler Murray	100	10/16/22 @ Seattle
4	M.C. Reynolds	99	11/2/58 vs. Philadelphia
5	Kyler Murray	93	10/6/19 @ Cincinnati

Murray had a 42-yard run in Seattle in Week 6. It was the sixth-longest run by a QB in franchise history and the third-longest run of Murray's career.

Franchise Record - Longest Runs By Quarterback (All-Time)

Rnk	Player	Dist	Opponent
1	Charley Trippi	59t	10/5/52 vs. Chicago
2	Kyler Murray	57	12/25/21 vs. Indianapolis
3	M.C. Reynolds	50	11/2/58 vs. Philadelphia
4	Kyler Murray	48	10/4/20 @ Carolina
5	Sam Etcheverry	44	12/17/61 vs. Pittsburgh
6	Kyler Murray	42	10/16/22 @ Seattle

MURRAY AMONG THE FASTEST TO 100 TDs

QB Kyler Murray threw three TD passes against the Vikings in Week 8, giving him 102 total TDs (passing and rushing) in 54 career games. He became just the 13th player in NFL history with 100 total TDs in their first 54 career games.



NFL History Fewest Games to 100 TDs (Passing & Rushing)

Rnk	Player (Years)	Gms
1	Patrick Mahomes (2017-20)	39
2	Dan Marino (1983-85)	43
3	Deshaun Watson (2017-20)	45
4	Kurt Warner (1998-02)	46
5	Josh Allen (2018-21)	47
6	Andrew Luck (2012-15)	49
7	Daunte Culpepper (1999-03)	50
8t	Johnny Unitas (1956-60)	51
8t	Matthew Stafford (2009-13)	51
10t	Peyton Manning (1998-01)	53
10t	Cam Newton (2011-14)	53
12t	Kyler Murray (2019-22)	54
12t	Aaron Rodgers (2005-10)	54
12t	Lamar Jackson (2018-21)	54

The Week 8 matchup at Minnesota was Murray's 12th with at least three TD passes. ***Just 55 games into his career, only five players in franchise history had more games with at least three TD passes than Murray.***

Franchise Record – Games w/3+ TD Passes

Rnk	Player (Years)	3+	Gms Played
1	Neil Lomax (1981-88)	15	108
2	Charley Johnson (1961-69)	14	87
3t	Jim Hart (1966-83)	13	199
3t	Carson Palmer (2013-17)	13	60
3t	Kurt Warner (2005-09)	13	61
6	Kyler Murray (2019-22)	12	55

TDS AT A RECORD RATE

Murray accounted for 90 total TDs (70 passing; 20 rushing) in his first three NFL seasons, becoming the first player in NFL history with 70+ passing TDs and 20+ rushing TDs in his first three seasons.

Murray has 82 career TD passes. That is 17 more than any other player in franchise history in their first four NFL seasons.

Franchise Record – TD Passes in 1st 4 NFL Seasons

Rnk	Player (Years)	TDs
1	Kyler Murray (2019-22)	82
2	Charley Johnson (1961-64)	65
3	Neil Lomax (1981-84)	61
4	Jake Plummer (1997-00)	54
5t	Paul Christman (1945-48)	40
5t	Jim Hart (1966-69)	40



Murray's 22 rushing TDs are the seventh-most in franchise history in a player's first four NFL seasons - regardless of position.

Franchise Record – Rushing TDs in 1st 4 Seasons

Rnk	Player (Years)	TD	Gms
1	RB David Johnson (2015-18)	31	49
2	RB Ottis Anderson (1979-82)	29	56
3t	HB Pat Harder (1946-49)	24	46
3t	RB Beanie Wells (2009-12)	24	51
5t	RB Tim Hightower (2008-10)	23	48
5t	HB Elmer Angsman (1946-49)	23	47
7	QB Kyler Murray (2019-21)	22	55

Only two QBs in NFL history had more rushing TDs in their first four seasons.

NFL History - Rushing TDs by QB in 1st 4 Seasons

Rnk	Player (Years)	TDs
1	Cam Newton (2011-14)	33
2	Josh Allen (2018-21)	31
3t	Kyler Murray (2019-22)	22
3t	Daunte Culpepper (1999-02)	22
5t	Lamar Jackson (2018-21)	21
5t	Dak Prescott (2016-19)	21

HIGH PERCENTAGE PASSER IN 2021

Murray completed 333-of-481 pass attempts (69.2%) during the regular season in 2021. **His 69.2 completion percentage established a new franchise single-season record and also ranked second in the NFL in 2021.**

Murray now owns the top two - and three of the top six - single-season completion percentages in Cardinals history.

Franchise Record – Completion Pct. (Season)

Rnk	Player (Year)	Pct.
1	Kyler Murray (2021)	69.2
2t	Kyler Murray (2020)	67.2
2t	Kurt Warner (2008)	67.1
4	Kurt Warner (2009)	66.1
5	Kurt Warner (2005)	64.5
6	Kyler Murray (2019)	64.4



MURRAY HITS 300 FOR THE 13TH TIME

Murray threw for a season-high 326 yards in Week 8 at Minnesota. It was his 13th career 300-yard outing. Just 55 games into his career, that total ranks fifth in team history.

Franchise Record – Games w/ 300+ Passing Yards

Rnk	Player (Years)	300+	Gms Played
1	Carson Palmer (2013-17)	25	60
2	Kurt Warner (2005-09)	22	61
3	Neil Lomax (1981-88)	18	108
4	Jim Hart (1966-83)	14	199
5	Kyler Murray (2019-22)	13	55



KEEPING IT ABOVE 70 PERCENT

Murray has had 20 games with a 70+ completion percentage in his four seasons. That the most in franchise history - for an entire career. Murray's 17 such performances were the most in NFL history in player's first three seasons.

Franchise History – Games w/ 70.0+ Comp. % (Career)

Rnk	Player (Years)	Games
1t	Kyler Murray (2019-22)	20
2	Kurt Warner (2005-09)	15
3	Neil Lomax (1981-88)	12
4	Carson Palmer (2013-17)	10
5	Jim Hart (1966-83)	8



A HIGHLY-RATED CAMPAIGN IN 2021

Murray posted a 100.6 passer rating in 2021. It represented the second-highest single-season total in franchise history. He now owns two of the top-5 single-season passer rating totals in franchise history.

Franchise Record - Passer Rating (Season)

Rnk	Player (Year)	Rating
1	Carson Palmer (2015)	104.6
2	Kyler Murray (2021)	100.6
3	Kurt Warner (2008)	96.9
4	Carson Palmer (2014)	95.6
5	Kyler Murray (2020)	94.3

Murray's 110.6 passer rating in 2021 ranked eighth in the NFL.

NFL Leaders – Passer Rating (2021)

Rnk	Player (Team)	Rating
1	Aaron Rodgers (GB)	111.9
2	Joe Burrow (Cin)	108.3
3	Dak Prescott (Dal)	104.2
4t	Kirk Cousins (Min)	103.1
4t	Russell Wilson (Sea)	103.1
6	Matthew Stafford (LAR)	102.9
7	Tom Brady (TB)	102.1
8	Kyler Murray (AZ)	100.6
9	Jimmy Garoppolo	98.7
10	Patrick Mahomes	98.5

Murray's five games with a passer rating of 120.0+ in 2021 tied for the most in a single season in franchise history.

Franchise Record - Games w/ 120+ Passer Rating (Season)

Rnk	Player (Year)	120+
1t	Kyler Murray (2021)	5
1t	Kurt Warner (2009)	5
3	Neil Lomax (1984)	4
4t	Carson Palmer (2015)	3
4t	Kurt Warner (2008)	3
4t	Neil Lomax (1983)	3

In franchise history, only Neil Lomax (10 in 108 games) had more such outings in a career than Murray has in his first 55 career games (9).

Franchise Record – Games w/ 120.0+ Passer Rating (Career)

Rnk	Player (Years)	120+	Gms Played
1	Neil Lomax (1981-88)	10	108
2t	Kyler Murray (2019-21)	9	55
2t	Kurt Warner (2005-09)	9	61
4	Jim Hart (1966-83)	6	199
5	Carson Palmer (2013-17)	4	60

Murray's Career Games w/ Passer Rating of 120+

Rate	Opponent
150.5	11/8/20 vs. Mia
136.9	12/5/21 @ Chi
130.7	10/31/19 vs. SF
129.0	10/17/21 @ Cle
128.2	10/13/19 vs. Atl
127.8	12/20/20 vs. Phi
121.3	10/24/21 vs. Hou
121.0	9/12/21 @ Ten
120.3	10/3/21 @ LAR

AMONG THE YOUNGEST TO 10,000

In Week 13 of the 2021 season at Chicago, **Murray surpassed 10,000 passing yards in his career (currently sits at 11,480).**

At 24 years, 120 days old he became the fourth-youngest player in NFL history to reach 10,000 career passing yards.

NFL History

Youngest to Reach 10,000+ Passing Yards

Rnk	Player (Team)	Age
1	Drew Bledsoe (NE)	23 years, 299 days
2	Jameis Winston (TB)	23 years, 303 days
3	Dan Marino (Mia)	24 years, 63 days
4	Kyler Murray (AZ)	24 years, 120 days
5	Cam Newton (Car)	24 years, 191 days

Murray (11,480 passing yards and 1,786 rushing yards) joined Cam Newton (2011-13) as the only players in NFL history with 11,000+ passing yards and 1,500+ rushing yards in their first three seasons.

Murray's 11,480 passing yards were the fourth most in NFL history in a player's first three seasons.

NFL History - Passing Yards in 1st 3 Seasons

Rnk	Player (Years)	Yards
1	Andrew Luck (2012-14)	12,957
2	Peyton Manning (1998-00)	12,287
3	Jameis Winston (2015-17)	11,636
4	Kyler Murray (2019-21)	11,480
5	Dan Marino (1983-85)	11,431



TDS BY THE BUNCH

Murray has had seven games with 4+ TDs so far in his career. Four of those performances came in 2021.

Murray Career Games with 4+ Combined TDs

TD	Opponent	Pass/Rush
5	9/12/21 @ Ten	4/1
4	12/5/21 @ Chi	2/2
4	10/17/21 @ Cle	4/0
4	9/19/21 vs. Min	3/1
4	12/20/20 vs. Phi	3/1
4	11/8/20 vs. Mia	3/1
4	10/25/20 vs. Sea	3/1

In 2021, Murray (2) joined Carson Palmer (3 in 2015) as the only players in Cardinals history with multiple games of at least four TD passes in a single season.



In franchise history, only Charley Johnson (4), Jim Hart (3) and Carson Palmer (3) had more games with at least four TD passes in their career than Murray has in his first 55 games.

Franchise History – Games w/4+ TD Passes (Career)

Rnk	Player (Years)	4+	Gms
1	Charley Johnson (1961-69)	4	108
2t	Carson Palmer (2013-17)	3	60
2t	Jim Hart (1966-83)	3	199
4t	Kyler Murray (2019-22)	2	55
4t	Kurt Warner (2005-09)	2	61
4t	Jake Plummer (1997-02)	2	84
4t	Lamar McHan (1954-58)	2	60

In Week 6 of the 2021 season at Cleveland, Murray threw four TD passes without throwing an INT. It marked just the ninth time in franchise history – and just the second time in the last 15 years – that a player threw for 4+ TDs with no INTs in a game. Murray became the first Cardinals player to do so since Hall of Famer Kurt Warner in 2009.

Franchise History – Players w/ 4+ TD Passes & 0 INTs (Game)

Player	Opponent	TD/INT
Kyler Murray	10/17/21 @ Cle	4/0
Kurt Warner	11/8/09 @ Chi	5/0
Kent Graham	9/29/96 vs. StL	4/0
Neil Lomax	11/13/83 vs. Sea	4/0
Jim Hart	10/28/73 vs. NYG	4/0
Jim Hart	10/22/67 vs. Phi	4/0
Charley Johnson	12/8/63 vs. Phi	4/0
Lamar McHan	11/4/56 vs. Phi	4/0
Ray Mallouf	10/17/48 @ NYG	4/0

The Week 13 victory at Chicago last season marked the first time Murray had multiple passing TDs and multiple rushing TDs in a game. It marked just the seventh such performance in franchise history and the first in 17 years - since Josh McCown had two passing TDs and two rushing TDs vs. St. Louis on 12/19/04.

MURRAY'S IMPRESSIVE GROUND GAME

Murray had three of the top-five QB rushing totals in franchise history in his first three seasons. In 2021, he rushed for 423 yards, the fifth-best single-season total in team history.

Franchise Record - Rushing Yards By QB (Season)

Rnk	Player (Year)	Yds
1	Kyler Murray (2020)	816
2	Kyler Murray (2019)	544
3	Charley Trippi (1951)	501
4	Timm Rosenbach (1990)	470
5	Kyler Murray (2021)	423

Murray is one of just five QBs in NFL history with 400+ rushing yards in each of his first three seasons.

NFL History - QBs w/ 400+ Rushing Yards in Each of 1st 3 Seasons

Rnk	Player	Years (Yards)
1	Kyler Murray	2019 (544), 2020 (816), 2021 (423)
2	Lamar Jackson	2018 (695), 2019 (1,206), 2020 (1,005)
3	Josh Allen	2018 (631), 2019 (510), 2020 (421)
4	Russell Wilson	2012 (489), 2013 (539), 2014 (849)
5	Cam Newton	2011 (706), 2012 (741), 2013 (585)

MORE THAN A COUPLE OF LONG RUNS ALREADY

Murray had a 42-yard run in Seattle in Week 6. It was the sixth-longest run by a QB in franchise history and the third-longest run of Murray's career.

Franchise Record - Longest Runs By Quarterback (All-Time)

Rnk	Player	Dist	Opponent
1	Charley Trippi	59t	10/5/52 vs. Chi
2	Kyler Murray	57	12/25/21 vs. Ind
3	M.C. Reynolds	50	11/2/58 vs. Phi
4	Kyler Murray	48	10/4/20 @ Car
5	Sam Etcheverry	44	12/17/61 vs. Pit
6	Kyler Murray	42	10/16/22 @ Sea



A DUAL THREAT UNLIKE ANY OTHER

In just 55 career starts, Murray has 15 career games with both a passing and rushing TD, a franchise record.

Franchise Record – Games w/ Rush & Pass TD (Career)

Rnk	Player (Years)	Gms	Gms Played
1	Kyler Murray (2019-22)	15	55
2	Jim Hart (1966-83)	11	199
3	Ernie Nevers (1929-31)	8	31
4	Charley Johnson (1961-69)	7	87
5	Paul Christman (1945-49)	6	50

Murray has 14 such performances over the last three seasons (2020-22). That total leads the NFL.

NFL Leaders – Games w/Rushing & Passing TD (2020-22)

Rnk	Player (Team)	Gms
1	Kyler Murray (AZ)	14
2	Josh Allen (Buf)	12
3	Ryan Tannehill (Ten)	10
4t	Justin Herbert (LAC)	8
4t	Lamar Jackson (Bal)	8

Dating back to Murray's rookie season in 2019, only Bills QB Josh Allen has more games with both a passing and rushing TD.

NFL Leaders - Games w/ Rushing & Passing TD (2019-22)

Rnk	Player (Team)	Gms
1	Josh Allen (Buf)	18
2	Kyler Murray (AZ)	15
3	Ryan Tannehill (Ten)	13
4	Lamar Jackson (Bal)	11
5	Justin Herbert (LAC)	8

NFL RECORD FIVE GAMES WITH 3+ PASS TDS AND 1+ RUSH TD

The Cardinals win over Minnesota in Week 2 last season was Murray's fifth career game with at least three passing TDs and a rushing TD. That is the most such performances in NFL history in a player's first three seasons.

NFL History – Games w/ 3+ Pass TD & 1+ Rush TD (1st 3 Seasons)

Rnk	Player (Team)	Gms	Years
1	Kyler Murray (AZ)	5	2019-21
2t	Josh Allen (Buf)	4	2018-20
2t	Jack Kemp (LAC)	4	1957, '60-61
4t	Justin Herbert (LAC)	3	2020-21
4t	Marcus Mariota (Ten)	3	2015-17
4t	Cam Newton (FA)	3	2011-13
4t	Daunte Culpepper (Min)	3	1999-01

22 RUSHING TDS AND COUNTING

Murray has 22 rushing TDs in his career, including two this season.

Murray's four-yard TD run at Carolina in Week 4 gave him 22 rushing TDs in 50 career starts. Dating back to 1970, only three NFL QBs had more rushing TDs in their first 50 career starts.

Rushing TDs by QB in 1st 50 Career Starts (1970-22)

Rnk	Player (Team)	TD
1t	Josh Allen (Buf)	28
1t	Cam Newton (Car)	28
3	Daunte Culpepper (Min)	25
4	Kyler Murray (AZ)	22
5t	Steve Grogan (NE)	21
5t	Steve McNair (Ten)	21

Dating back to his rookie season in 2019, Murray, Josh Allen and Jalen Hurts are the only QBs in the NFL with 20+ rushing TDs.

NFL Leaders – Rushing TDs by QB (2019-22)

Rnk	Player (Team)	TDs
1	Josh Allen (Buf)	27
2	Kyler Murray (AZ)	22
3	Jalen Hurts (Phi)	21
4t	Ryan Tannehill (Ten)	19
4t	Lamar Jackson (Bal)	19

In just 55 starts, Murray already has six more rushing TDs than any other QB in franchise history in their career.

Franchise Record – Rushing TDs by QB (Career)

Rnk	Player (Years)	TD	Gms
1	Kyler Murray (2019-22)	22	55
2	Jim Hart (1963-88)	16	199
3	Lamar McHan (1954-58)	11	60
4t	Jake Plummer (1997-02)	10	84
4t	Neil Lomax (1981-88)	10	108
4t	Charley Johnson (1961-69)	10	87

Only five times in franchise history has a QB had at least five rushing TDs in a season. Murray – who established a franchise single-season QB record with 11 rushing TDs in 2020 – has accounted for two of those seasons.



DEANDRE HOPKINS - AT A GLANCE

- Five-time Pro Bowl (2015; 2017-20) and four-time All-Pro selection. Named 1st-team All-Pro in three straight seasons (2017-19) and 2nd-team All-Pro in 2020 in his first season with Arizona.
- Has surpassed 100 receptions four times in his career, has six seasons of 1,000+ receiving yards, three seasons with 10+ TDs and has posted 100+ receiving yards in a game 38 times in the regular season.
- In 2019, had 104 receptions for 1,165 yards and seven TDs while being named to the Pro Bowl for the third consecutive year and being named 1st-team All-Pro for the third straight season.
- Including postseason, Hopkins missed four times as many games in 2021 (8) as he had in his entire career entering the season (2).



NFL LEADER

- Since entering the NFL in 2013, ranks first in receptions (834), second in receiving yards (11,068) and fourth in TD receptions (70).
- Dating back to 2017, his 6,581 receiving yards rank fifth in the NFL, his 349 receiving 1st downs rank third, his 769 total targets rank fourth, his 517 receptions rank fifth and his 47 TD receptions rank sixth in the NFL.
- Has at least one reception in all 141 career games played during the regular season. That represents the longest active streak in the NFL and is the 4th-longest in the Super Bowl era to begin a career.
- Has finished a season ranked in the NFL's top-3 in receptions four times and receiving yards three times.
- Was the only NFL player to have 100+ receptions every season between 2018-20.
- Is the only active NFL player with at least 100 receptions, 1,500 receiving yards and 11 TD receptions in multiple seasons (2015; 2018).

NFL HISTORY

- Has 834 career receptions. In Week 8 at Minnesota earlier this season, Hopkins - at 30 years, 146 days old - became the third-youngest player in NFL history to reach 800 career receptions.
- In the 2020 finale against the Rams, surpassed 10,000 career receiving yards. At 28 years, 211 days old, he became the youngest player in NFL history to reach 10,000 career receiving yards.
- One of four players in history with 750+ receptions, 10,500+ receiving yards and 65+ TDs in his first nine seasons.

FRANCHISE HISTORY

- Established a single-season franchise record with a career-high-tying 115 receptions during his first season with the Cardinals in 2020.
- Has hauled in three game-winning TD receptions in two seasons with Arizona (2020-21), including a 43-yard "Hail Murray" game-winner vs. Buffalo in Week 10 of 2020 that won the 2021 ESPY for "Best Play."
- In his Cardinals debut (@ SF in '20), established a franchise record for the most receptions in a season-opener with 14 catches for 151 yards.

WHERE HE RANKS SINCE 2013

A look at where Hopkins ranks since entering the league in 2013.

NFL Leaders – Receptions (2013-)

Rnk	Player (Current Team)	Rec
1	DeAndre Hopkins (AZ)	834
2	Antonio Brown (FA)	777
3	Travis Kelce (KC)	773
4	Julio Jones (TB)	757
5	Keenan Allen (LAC)	741

NFL Leaders – Receiving Yards (2013-)

Rnk	Player (Current Team)	Yds
1	Julio Jones (TB)	11,351
2	DeAndre Hopkins (AZ)	11,068
3	Antonio Brown (FA)	10,229
4	Mike Evans (TB)	9,972
5	Travis Kelce (KC)	9,861

NFL Leaders – Receiving Touchdowns (2013-)

Rnk	Player (Current Team)	TD
1	Davante Adams (LV)	83
2	Mike Evans (TB)	78
3	Antonio Brown (FA)	76
4	DeAndre Hopkins (AZ)	70
5	Travis Kelce (KC)	68



AMONG YOUNGEST EVER TO 800

Hopkins' first catch vs. the Vikings in Week 8 was also the 800th of his career. Only two players in NFL history reached 800 receptions at a younger age than Hopkins (30 years, 146 days).

NFL History

Youngest Players to 800 Career Receptions

Rnk	Player	Age
1	Larry Fitzgerald	30 years, 57 days
2	Antonio Brown	30 years, 138 days
3	DeAndre Hopkins	30 years, 146 days
4	Jason Witten	30 years, 238 days
5	Andre Johnson	31 years, 165 days

The game against the Vikings was the 138th of Hopkins' career. Only four players in NFL history reached 800 career receptions in fewer games.



NFL History – Fewest Games to 800 Career Receptions

Rnk	Player	Games
1	Antonio Brown	126
2	Julio Jones	127
3	Marvin Harrison	131
4	Andre Johnson	137
5	DeAndre Hopkins	138

NFL RECORD FOR RECEPTIONS BEFORE TURNING 30

In the Week 5 win vs. San Francisco last season, Hopkins **reached 770 receptions in his career, the most in NFL history prior to a player's 30th birthday.**

The previous NFL mark was held by former Cardinals WR Larry Fitzgerald (764).

Hopkins - who turned 30 on June 6, 2022 - continued to add to his record. He finished the 2021 season with 789 career receptions.

NFL History – Receptions Prior to Turning 30

Rnk	Player (Years)	Rec
1	DeAndre Hopkins (2012-21)	789
2	Larry Fitzgerald (2004-12)	764
3	Antonio Brown (2010-17)	733
4	Keenan Allen (2013-21)	730
5	Brandon Marshall (2006-13)	712

HOPKINS WITH 39 CAREER 100-YARD GAMES

Hopkins had a season-high 159 receiving yards against the Vikings in Week 8. It was Hopkins' 39th career 100-yard outing.

That is tied for the second-highest total in the NFL among active players.

Active NFL Leaders Games w/ 100+ Receiving Yards

Rnk	Player (Team)	Gms
1	Julio Jones (TB)	59
2t	DeAndre Hopkins (AZ)	39
2t	DeSean Jackson (Bal)	39
4	Davante Adams (LV)	37
5	A.J. Green (AZ)	35



141 AND COUNTING FOR HOPKINS

WR DeAndre Hopkins caught nine passes against the 49ers last week. He now **has at least one reception in all 141 games played in his career. That is the longest active streak in the NFL.**

NFL Leaders

Consecutive Games w/ Reception (Active)

Rnk	Player (Team)	Gms
1	DeAndre Hopkins (AZ)	141
2	Travis Kelce (KC)	136
3	Jarvis Landry (NO)	128
4	Zach Ertz (AZ)	116
5	Stefon Diggs (Buf)	113

In the Super Bowl era, only three players had a longer streak than Hopkins to open their career.

Consecutive Games w/ Reception to Start Career (Super Bowl Era)

Rnk	Player	Team(s)	Gms	Start	End
1	WR Marvin Harrison	Ind	190	9/1/96	12/28/08
2	WR Keyshawn Johnson	NYJ, TB, Dal, Car	167	9/1/96	12/31/06
3	RB Marshall Faulk	Ind, StL	158	9/4/94	12/19/04
4	WR DeAndre Hopkins	Hou, AZ	141	9/9/13	Active
5	TE Jeremy Shockey	NYG, NO, Car	136	9/5/02	1/1/12



HOPKINS - INSIDE THE NUMBERS

CAREER RECEPTION/RECEIVING YARDAGE SPLITS

Rec By Opponent (32)	Rec	Yds	By Opponent (32)	Rec	Yds
Opponent	Opponent	Opponent	Opponent	Opponent	Opponent
Tennessee	89	1,396	Tennessee	89	1,396
Jacksonville	82	1,053	Indianapolis	82	1,053
Indianapolis	77	951	Jacksonville	77	951
San Francisco	50	549	San Francisco	50	549
LA Rams	41	464	LA Rams	41	464
New England	34	458	New England	34	458
Kansas City	32	441	Seattle	32	441
Seattle	29	419	NY Jets	29	419
Baltimore	25	394	Kansas City	25	394
Philadelphia	24	388	Philadelphia	24	388
Denver	23	342	Buffalo	23	342
New Orleans	23	338	NY Giants	23	338
Buffalo	22	303	Baltimore	22	303
Minnesota	21	287	Dallas	21	287
NY Giants	21	269	Denver	21	269
NY Jets	21	259	Minnesota	21	259
Cincinnati	20	250	New Orleans	20	250
Las Vegas	20	245	Atlanta	20	245
Carolina	17	245	Cleveland	17	245
Dallas	17	213	Washington	17	213
Washington	17	212	Cincinnati	17	212
Atlanta	16	203	LA Chargers	16	203
Cleveland	16	196	Las Vegas	16	196
LA Chargers	16	181	Detroit	16	181
Miami	15	173	Pittsburgh	15	173
Detroit	14	162	Miami	14	162
Tampa Bay	13	145	Arizona	13	145
Arizona	10	135	Carolina	10	135
Pittsburgh	10	124	Green Bay	10	124
Houston	7	124	Tampa Bay	7	124
Chicago	7	86	Chicago	7	86
Green Bay	5	53	Houston	5	53



By Opponent (24)	TDs	Opponent
Tennessee	9	Tennessee
Kansas City	7	Kansas City
Indianapolis	6	Indianapolis
Jacksonville	6	Jacksonville
NY Jets	5	NY Jets
Buffalo	4	Buffalo
Cleveland	3	Cleveland
Minnesota	3	Minnesota
San Francisco	3	San Francisco
Seattle	3	Seattle
Washington	3	Washington
Chicago	2	Chicago
Denver	2	Denver
Miami	2	Miami
New Orleans	2	New Orleans
Philadelphia	2	Philadelphia
Arizona	1	Arizona
Cincinnati	1	Cincinnati
Green Bay	1	Green Bay
Houston	1	Houston
LA Rams	1	LA Rams
Las Vegas	1	Las Vegas
Pittsburgh	1	Pittsburgh
Tampa Bay	1	Tampa Bay

CAREER TOUCHDOWN SPLITS

By Quarterback (11)	TDs	Quarterback
Deshaun Watson	25	Deshaun Watson
Kyler Murray	16	Kyler Murray
T.J. Yates	7	T.J. Yates
Ryan Fitzpatrick	6	Ryan Fitzpatrick
Brian Hoyer	5	Brian Hoyer
Brock Osweiler	4	Brock Osweiler
Ryan Mallett	4	Ryan Mallett
Tom Savage	2	Tom Savage
Case Keenum	2	Case Keenum
Matt Schaub	1	Matt Schaub
Brandon Weeden	1	Brandon Weeden

By Distance	TDs	Distance
4-9 yards	18	4-9 yards
30 or more yards	17	30 or more yards
20-29 yards	14	20-29 yards
10-19 yards	12	10-19 yards
3 or fewer yards	9	3 or fewer yards

By Season	TDs	Season
2017	13	2017
2018	11	2018
2015	11	2015
2021	8	2021
2019	7	2019
2020	6	2020
2014	6	2014
2016	4	2016
2022	2	2022
2013	2	2013

By Day	TDs	Day
Sunday	60	Sunday
Monday	4	Monday
Thursday	4	Thursday
Saturday	2	Saturday

By Quarter	TDs	Quarter
4 th	24	4 th
2 nd	19	2 nd
3 rd	14	3 rd
1 st	12	1 st
OT	1	OT

AN EXPLOSIVE TALENT

Hopkins has 10 career games with 150+ receiving yards, 15 games with 10+ receptions and 12 games with multiple TD catches.

Hopkins Career Games w/10+ Receptions

Opponent	Rec	Yds
9/13/20 @ San Francisco	14	151
10/30/22 @ Minnesota	12	159
12/30/18 vs. Jacksonville	12	147
10/27/19 vs. Oakland	11	109
12/10/17 vs. San Francisco	11	149
10/8/15 vs. Indianapolis	11	169
11/13/22 @ L.A. Rams	10	98
10/20/22 vs. New Orleans	10	103
10/25/20 vs. Seattle	10	103
9/27/20 vs. Detroit	10	137
12/15/18 @ NY Jets	10	170
11/4/18 @ Denver	10	105
9/30/18 @ Indianapolis	10	169
10/1/17 vs. Tennessee	10	107
10/18/15 @ Jacksonville	10	148

Hopkins Career Games w/150+ Receiving Yards

Opponent	Yds	Rec	Avg
11/30/14 vs. Tennessee	238	9	26.4
10/29/17 @ Seattle	224	8	28.0
12/15/18 @ NY Jets	170	10	17.0
12/20/20 vs. Philadelphia	169	9	18.8
10/8/15 vs. Indianapolis	169	11	15.4
9/30/18 @ Indianapolis	169	10	16.9
10/30/22 @ Minnesota	159	12	13.3
10/4/15 @ Atlanta	157	9	17.4
9/13/20 @ San Francisco	151	14	10.8
10/7/18 vs. Dallas	151	9	16.8



INJURIES STALL A HIGH-SCORING SEASON

Injuries were the only thing stopping Hopkins from scoring in 2021. *The ninth-year pro recorded eight TD receptions in just 10 games played, marking the fourth-best single-season total of his career.*



Hopkins Career Highs – TD Receptions

Rnk	Year	TDs	Team	Gms
1	2017	13	Houston	15
2t	2018	11	Houston	16
2t	2015	11	Houston	16
4	2021	8	Arizona	10
5	2019	7	Houston	15

Through Week 14, Hopkins was tied for fourth in the NFL in TD receptions despite having already missed three games. He was the only player in the top-five that had played in fewer than 12 games. Hopkins missed final four regular season games due to a knee injury.

2021 NFL Leaders – Receiving TDs (Through Week 14)

Rnk	Player (Team)	TD	Gms Played
1	Cooper Kupp (LAR)	11	12
2t	Mike Evans (TB)	10	12
2t	Adam Thielen (Min)	10	12
4t	DeAndre Hopkins (AZ)	8	9
4t	Ja'Marr Chase (Cin)	8	12
4t	Tyreek Hill (KC)	8	12
4t	D.K. Metcalf (Sea)	8	12

CATCHING MORE THAN ONE IN 2021

Hopkins had at least one TD reception in six of 10 games played last season. *He had multiple TD catches in two games, equaling the total from his previous two years (2019-20, 31 games) combined.*

Hopkins had two TD receptions in Week 1 at Tennessee and also posted a pair of TD catches in Week 6 at Cleveland. Just once in his career (3 in 2015) has Hopkins had more games with multiple TD catches than he had in 10 games played in 2021.

THREE GAME-WINNERS SO FAR IN ARIZONA

Hopkins has six career game-winning TD receptions in the 4th quarter/OT, including three with Arizona.

He has as many game-winners in his last 20 games played with the Cardinals (3) as he had in 110 games with the Texans.

His "Hail Murray" grab against the Bills in 2020 - which won the 2021 ESPY for "Best Play" - was the only one to come with under a minute remaining on the clock.

Career Game-Winning TD Catches (4th Qtr/OT)

Opponent	Qtr	Dist	Time Remaining
10/10/21 vs. SF	4	9	5:13
12/20/20 vs. Phi	4	20	7:24
11/15/20 vs. Buf	4	43	0:02
11/21/19 vs. Ind	4	4	12:34
11/16/15 @ Cin	4	22	14:20
9/15/13 vs. Ten	OT	3	10:32



YOUNGEST EVER TO 10,000 RECEIVING YARDS

In the Cardinals 2020 regular season finale against the Rams, Hopkins surpassed 10,000 receiving yards for his career. *At 28 years, 211 days old he became the youngest player in NFL history to reach the milestone.*

NFL History - Youngest to Reach 10,000 Receiving Yards

Rnk	Player (Years)	Age
1	DeAndre Hopkins (2013-20)	28 years, 211 days
2	Randy Moss (1998-05)	28 years, 314 days
3	Larry Fitzgerald (2004-12)	29 years, 44 days
4	Calvin Johnson (2007-14)	29 years, 59 days
5	Julio Jones (2011-18)	29 years, 276 days

Hopkins became just the seventh player in NFL history with 10,000+ receiving yards in his first eight seasons.

Players w/ 10,000+ Receiving Yards in 1st 8 Seasons

Rnk	Player (Years)	Yds
1	Julio Jones (2011-18)	10,731
2	Torry Holt (1999-06)	10,675
3	Calvin Johnson (2007-14)	10,405
4	Jerry Rice (1985-92)+	10,273
5	Randy Moss (1998-05)+	10,147
6	Marvin Harrison (1996-03)+	10,072
7	DeAndre Hopkins (2013-20)	10,009

+Hall of Fame Inductee



A.J. GREEN - AT A GLANCE



- Seven-time Pro Bowl selection (2011-17) and two-time 2nd-team All-Pro honoree (2012-13). First WR in NFL history to be named to the Pro Bowl in each of his first seven seasons.

- Has appeared in 152 games (139 starts) with 720 receptions for 10,394 yards and 69 TDs during the regular season. One of three active NFL players – DeAndre Hopkins and Julio Jones – with 700+ receptions and 10,000+ receiving yards.

- Has 35 career games with 100+ receiving yards and six 1,000-yard receiving seasons.

- Since entering the league in 2011, ranks 4th in the NFL in receiving yards, 7th in receptions, t-7th in TD receptions, 5th in 100-yard receiving games and 7th in receiving yards per game.

- Joins teammate DeAndre Hopkins (6), Travis Kelce (6), Brandin Cooks (6), Julio Jones (7), Antonio Brown (7) and Mike Evans (8) as the only players in the NFL with at least six seasons of 1,000+ receiving yards dating back to 2011.

- In 2021, playing in his 11th NFL season at the age of 33 years old, Green's 15.7-yard receiving average was the second-highest of his career (16.3 as a rookie in 2011 at 23 years old).

- Had 10 games of 150+ receiving yards in his first 10 seasons in the league. Only nine other players in NFL history, including six Hall of Famers, had at least 10 games of 150+ receiving yards in their first 10 career seasons.

- Has five career games of 180+ receiving yards. Only Antonio Brown (8) has more such performances over the past 11 seasons (2011-21).

- Has ranked in the top-10 in the NFL in receptions twice (2012-13), receiving yards three times (2012-13, 2015), receiving TDs four times (2012-13, 2015, 2017) and receiving yards per game four times (2012-13, 2015-16).

- Of Green's 69 career TD receptions, 18 covered at least 40 yards and 13 went for 50+ yards. His 13 TD catches of 50+ yards trail only DeSean Jackson (21) and Tyreek Hill (14) dating back to 2011.

WHERE GREEN RANKS SINCE 2011

Since entering the league as a first-round selection (4th overall) in the 2011 NFL Draft, **Green** ranks 4th in the NFL in receiving yards, 7th in TD catches, 8th in receptions and 5th in 100-yard receiving games.

NFL Leaders – Receiving Yards (2011-)

Rnk	Player (Current Team)	Yds
1	Julio Jones (TB)	13,508
2	Antonio Brown (FA)	12,124
3	DeAndre Hopkins (AZ)	11,068
4	A.J. Green (AZ)	10,394
5	Mike Evans (TB)	9,972

NFL Leaders – Receptions (2011-)

Rnk	Player (Current Team)	Rec
1	Antonio Brown (FA)	912
2	Julio Jones (TB)	890
3	DeAndre Hopkins (AZ)	834
4	Larry Fitzgerald	819
5	Travis Kelce (KC)	773
6	Keenan Allen (LAC)	741
7	Davante Adams (LV)	733
8	A.J. Green (AZ)	720

NFL Leaders – TD Receptions (2011-)

Rnk	Player (Current Team)	TDs
1t	Antonio Brown (FA)	83
1t	Davante Adams (LV)	83
3	Rob Gronkowski	82
4	Jimmy Graham (FA)	80
5	Mike Evans (TB)	78
6	DeAndre Hopkins (AZ)	70
7t	A.J. Green (AZ)	69
7t	Dez Bryant (FA)	69

NFL Leaders – 100-Yard Receiving Games (2011-)

Rnk	Player (Current Team)	Gms
1	Julio Jones (TB)	59
2	Antonio Brown (FA)	46
3	DeAndre Hopkins (AZ)	39
4	Davante Adams (LV)	37
5	A.J. Green (AZ)	35



GREEN MUCH BETTER THAN AVERAGE IN 2021

In his first season with the Cardinals in 2021, WR **A.J. Green** had 54 receptions for 848 yards (15.7 avg.) and three TDs.

He easily exceeded his totals from his final season with the Bengals in 2020 when he had 47 catches for 523 yards (11.1 avg.) and two TDs.

Among players with at least 50 receptions in 2021, **Green's 15.7 receiving average ranked fifth in the NFL.**

2021 NFL Leaders - Receiving Avg. (Min. 50 Receptions)

Rnk	Player (Team)	Avg	Yds	Rec
1	Deebo Samuel (SF)	18.2	77	1,405
2	Ja'Marr Chase (Cin)	18.0	81	1,455
3	Tyler Lockett (Sea)	16.1	73	1,175
4	Van Jefferson (LAR)	16.0	50	802
5	A.J. Green (AZ)	15.7	54	848

Playing in his 11th NFL season at the age of 33 years old, **Green's 15.7-yard receiving average was the second-highest of his career. He established his career high of 16.3 yards per reception in his rookie season when he was 23 years old.**

Green had 11 receptions of 25+ yards during the regular season. Only three times in his career - in his first three NFL seasons: 14 in 2011; 12 in 2012; 12 in 2013 - did Green have more receptions of 25+ yards.



INSIDE THE NUMBERS

CAREER RECEPTION/RECEIVING YARDAGE SPLITS

Rec By Opponent (31)

Rec	Opponent	Yds
90	Pittsburgh	1,218
77	Cleveland	1,143
53	Baltimore	886
36	Miami	478
35	Denver	446
34	Houston	444
29	Indianapolis	414
26	LA Rams	372
22	Kansas City	371
22	LA Chargers	355
22	Tennessee	345
22	Washington	344
21	Buffalo	303
21	Kansas City	300
20	Seattle	295
19	Green Bay	264
16	Dallas	249
16	Detroit	240
16	New England	230
15	Chicago	230
15	NY Jets	207
14	NY Giants	190
14	Philadelphia	171
12	Minnesota	153
11	Las Vegas	133
11	San Francisco	129
9	Tampa Bay	127
6	Arizona	113
6	New Orleans	104
6	Carolina	78
4	Atlanta	62

Rec Yds By Opponent (31)

Opponent	Yds
Pittsburgh	1,218
Cleveland	1,143
Baltimore	886
Miami	478
Buffalo	446
Houston	444
Denver	414
Jacksonville	372
Indianapolis	371
LA Rams	355
Washington	345
Tennessee	344
Kansas City	303
Detroit	300
NY Jets	295
LA Chargers	264
Seattle	249
Chicago	240
Dallas	230
New England	230
Green Bay	207
Las Vegas	190
Minnesota	171
NY Giants	153
Tampa Bay	133
San Francisco	129
New Orleans	113
Philadelphia	104
Arizona	78
Atlanta	62



CAREER TOUCHDOWN SPLITS

By Opponent (26)

TDs	Opponent
9	Baltimore
8	Cleveland
8	Pittsburgh
4	Denver
4	Indianapolis
4	LA Rams
3	Jacksonville
3	Minnesota
2	Buffalo
2	Chicago
2	Green Bay
2	LA Chargers
2	Miami
2	NY Giants
2	Tampa Bay
2	Washington
1	Atlanta
1	Dallas
1	Detroit
1	Kansas City
1	New England
1	New Orleans
1	NY Jets
1	Philadelphia
1	Seattle
1	Tennessee

By Quarterback (6)

TDs	Quarterback
58	Andy Dalton
3	Kyler Murray
3	A.J. McCarron
1	Colt McCoy
1	Joe Burrow
1	Mohamed Sanu
1	Brandon Allen
1	Bruce Gradkowski

By Distance

TDs	Distance
22	30 or more yards
20	4-9 yards
19	10-19 yards
5	20-29 yards
3	3 or fewer yards

By Season

TDs	Season
11	2013
11	2012
10	2015
8	2017
7	2011
6	2018
6	2014
4	2016
3	2021
2	2020
1	2022

By Day	TDs	Day
60	60	Sunday
5	5	Thursday
4	4	Monday

ARIZONA TRADES FOR ANDERSON

On October 17, the Cardinals acquired WR **Robbie Anderson** in a trade with the Carolina Panthers.

ANDERSON FACT SHEET:

- Is in his seventh NFL season in 2022 and has played in 106 games (85 starts) with Panthers (2020-22), Jets (2016-19) and Cardinals (2022).

- **Has 369 receptions for 4,876 yards and 29 TDs since entering the league in 2016 with the Jets as an undrafted rookie free agent.**

- **Among players who entered the NFL as undrafted free agents, became just the third to begin his career with six consecutive seasons of 40+ receptions and 500+ receiving yards. He joined Wayne Chrebet (1995-2000) and Charley Hennigan (1960-65) as the only players to accomplish the feat.**

- **One of 10 NFL WRs - and the only one on the list who entered the league undrafted - who had at least 50 receptions and 750 receiving yards in each of the last four seasons (2018-21).**

ADDING (ANOTHER) ONE OF NFL'S TOP DEEP THREATS

With WR **Marquise Brown** out due to a foot injury, Arizona has temporarily lost one of the NFL's top deep threats - while replacing him with another. **Dating back to his rookie season in 2016, Anderson has 11 TD catches of 40+ yards. Only two players have more such TDs during that span.**

NFL Leaders - TD Receptions of 40+ Yds (2016-22)

Rnk	Player (Team)	TDs
1	Tyreek Hill (Mia)	23
2	Tyler Lockett (Sea)	13
3t	Robbie Anderson (AZ)	11
3t	DeSean Jackson (Bal)	11
3t	Brandin Cooks (Hou)	11



CARDS LOSE ONE OF NFL'S LEADING RECEIVERS

WR **Marquise Brown** was off to the best start of his career in 2022 before suffering a foot injury at Seattle in Week 6 that forced him to IR.

In his first six games with the Cardinals, Brown led the team in receptions (43), receiving yards (485) and TD receptions (3).

Only two players in franchise history had more receptions through the first six games of a season than Brown had in 2022 (43).

Franchise Record

Receptions Thru 1st 6 Games (Season)

Rnk	Player (Year)	Rec
1t	DeAndre Hopkins (2020)	47
1t	J.T. Smith (1989)	47
3t	Marquise Brown (2022)	43
3t	Larry Fitzgerald (2015)	43
3t	Larry Centers (1996)	43



At the time of his injury, Brown's 43 receptions ranked fifth in the NFL and his 485 receiving yards ranked seventh.

2022 RECEIVING LEADERS THROUGH WEEK 6 (time of Brown's injury)

Receptions			Receiving Yards		
Rnk	Player (Team)	Rec	Rnk	Player (Team)	Yds
1	Cooper Kupp (LAR)	56	1	Tyreek Hill (Mia)	701
2	Tyreek Hill (Mia)	50	2	Stefon Diggs (Buf)	656
3	Stefon Diggs (Buf)	49	3	Justin Jefferson (Min)	654
4	Justin Jefferson (Min)	46	4	Cooper Kupp (LAR)	607
5	Marquise Brown (AZ)	43	5	Jaylen Waddle (Mia)	533
			6	A.J. Brown (Phi)	503
			7	Marquise Brown (AZ)	503

In Week 3 vs. the Rams, Brown had a career-high 14 receptions for 140 yards. In addition to setting a career high for the fourth year pro, it also tied for the second-highest single-game total in franchise history.

Franchise Record - Receptions (Single-Game)

Rnk	Player	Rec	Opponent
1	Sonny Randle	16	11/4/62 at NYG
2t	Marquise Brown	14	9/25/22 vs. LAR
2t	DeAndre Hopkins	14	9/13/20 at SF
2t	Anquan Boldin	14	9/23/07 at Bal
5t	7 times	13	Last - Larry Fitzgerald, 9/25/17 vs. Dal

CONNER IN PRO BOWL FORM IN 2021

Signed to a one-year contract as a free agent, RB James Conner had perhaps the best season of his NFL career en route to his second career Pro Bowl selection in 2021.

In his first season with the Cardinals, Conner totaled 1,127 scrimmage yards (752 rushing, 375 receiving) and 18 TDs (15 rushing; 3 receiving).

Conner in 2021

- 1,127 scrimmage yards was a team-high
- 752 rushing yards was a team-high
- 18 total TDs were a team & career-high
- 15 rushing TDs were a team & career-high

Conner's 18 total TDs during the regular season marked the second-highest single-season total in franchise history.

Franchise Record - Touchdowns (Season)

Rnk	Player (Year)	TDs	Rush/Rec
1	David Johnson (2016)	20	16/4
2	James Conner (2021)	18	15/3
3	John David Crow (1962)	17	14/3
4t	Sonny Randle (1960)	15	0/15
4t	Mal Kutner (1948)	15	1/14

His 18 TDs also ranked third in the NFL in 2021.

2021 NFL Leaders - Scrimmage TDs

Rnk	Player (Team)	TDs
1t	RB Jonathan Taylor (Ind)	20
1t	RB Austin Ekeler (LAC)	20
3	RB James Conner (AZ)	18
4t	RB Joe Mixon (Cin)	16
4t	WR Cooper Kupp (LAR)	16

Conner's 15 rushing TDs in 2021 marked the second-highest single-season total in franchise history.

Franchise Record - Rushing TDs (Season)

Rnk	Player (Year)	TDs
1	David Johnson (2016)	16
2	James Conner (2021)	15
3	John David Crow (1962)	14
4	Ernie Nevers (1929)	12
5t	Kyler Murray (2020)	11
5t	MacArthur Lane (1970)	11

His 15 rushing TDs also tied for second in the NFL in 2021.

2021 NFL Leaders - Rushing TDs

Rnk	Player (Team)	TD
1	Jonathan Taylor (Ind)	18
2t	James Conner (AZ)	15
2t	Damien Harris (NE)	15
4	Joe Mixon (Cin)	13
5	Austin Ekeler (LAC)	12



MOORE MAKING HIS PRESENCE FELT

There were high expectations for second-year WR **Rondale Moore** entering the 2022 season. He was utilized in all phases as a rookie in 2021 - as a WR, punt returner and kickoff returner. The coaching staff was eager to see him make a leap as a receiver this season.

"We utilized him in different ways than we will this year," head coach **Kliff Kingsbury** said this offseason. "But he's a dynamic route runner. I think that's what people are going to see. He's really good getting out of his cuts, good at the top of routes, so I think people are going to see a different side of him."

Moore has rewarded that optimism this season, especially of late. In Week 10 at Los Angeles he finished with nine receptions for 94 yards in the win. Of those 94 yards, 26 came on a spectacular one-handed catch along the sideline on a 4th-n-3, extending a drive that resulted in a TD two plays later.

In the last four games, Moore has 24 receptions for 255 yards and a TD. A look at how good Moore has been over that stretch:

- **Of his 3 career outings with 90+ receiving yards, 2 have come in the last 4 games: 92 @ Min & 94 @ LAR**

- **Of his 6 career outings with 7+ receptions, 3 have come in the last 4 games: 7 @ Min; 8 vs. Sea; 9 @ LAR**

- **In his first 18 career games Moore had 60+ receiving yards 3 times; he has 60+ in 3 of the last 4 games**

AN ALL-PURPOSE ROOKIE

Despite playing just 14 games in a limited role as a rookie last season, Moore totaled 973 all-purpose yards: 435 receiving; 76 rushing; 171 punt return; 291 kickoff return. **That tied for eighth among NFL rookies in 2021.**

NFL Rookie Leaders - All-Purpose Yards (2021)

Rnk	Player (Team)	Yds
1	RB Najee Harris (Pit)	1,667
2	WR Ja'Marr Chase (Cin)	1,476
3	RB Javonte Williams (Den)	1,219
4	WR Jaylen Waddle (Mia)	1,211
5	RB Khalil Herbert (Chi)	1,179
6	RB Eli Mitchell (SF)	1,100
7	TE Kyle Pitts (Atl)	1,026
8t	WR Rondale Moore (AZ)	973
8t	WR Amara St. Brown (Det)	973



J.J. WATT - AT A GLANCE

- After spending his first 10 seasons with the Texans - who selected Watt in the first round (11th overall) in the 2011 NFL Draft - signed a two-year contract with the Cardinals on 3/2/21 as a free agent.

- A five-time 1st-team All-Pro and five-time Pro Bowl selection, was also named the 2017 Walter Payton NFL Man of the Year.

- Has been named NFL Defensive Player of the Year three times (2012, '14-15), tied with Rams DT Aaron Donald and Giants LB Lawrence Taylor for the most in NFL history.

- In 145 career games, has totaled 107.5 sacks, 26 forced fumbles, 17 fumble recoveries, 305 QB hits, 184 tackles for loss, 566 tackles (433 solo), two INTs. Also has 6.0 sacks, 10 tackles for loss, 6 passes defensed and an INT in eight playoff contests.



- Has scored seven career TDs (6 regular season, 1 postseason): 3 career receiving TDs, 3 INT return TDs and a fumble return TD.

NFL LEADER

- His 184 tackles for loss, 305 QB hits, 51 games with multiple tackles for loss and 27 games with 2.0+ sacks lead the NFL since he entered the league in 2011.

- Has 107.5 career sacks. Among active players, only Von Miller (123.5), Cameron Jordan (112.5), Justin Houston (111.0) and Chandler Jones (108.0) have more.

- Led the NFL in sacks with 20.5 in 2012 and 17.5 in 2015 and finished second in the league with 20.5 in 2014 and 16.0 in 2018.

- Has 67 passes defensed in his career. Among active NFL defensive linemen, only Kansas City's Carlos Dunlap (72) has more.

- Played 1,016 total snaps in 2020, which led all NFL defensive linemen. Has played 1,000+ snaps in a season six times.

NFL HISTORY

- Only player in NFL history to have multiple seasons of 20.0 or more sacks (2012, '14) and joins Hall of Famer Reggie White as the only players in NFL history to post three or more seasons with at least 17.5 sacks (2012, '14-15).

- Ranks sixth in NFL history (min. 75 games played) in sacks per game (.741), trailing only brother T.J. Watt (.919), Reggie White (.853), DeMarcus Ware (.778), Von Miller (.772) and Aaron Donald (.752).

- Became just the fourth player in NFL history to record at least 100.0 career sacks in his first 120 games (Reggie White, Bruce Smith, DeMarcus Ware).

- In the 17 years (2006-22) Pro Football Reference has tracked QB hits, owns the NFL's four highest single-season totals: 51 in 2014, 50 in 2015, 46 in 2013 and 43 in 2012.

- His six AFC Defensive Player of the Month awards are tied for the most by any defensive player in NFL history (Bruce Smith) while his seven AFC Defensive Player of the Week awards rank second (Aaron Donald-8) for the most among any active players in the league.

OFF THE FIELD

- Wife, Kealia, plays for the Chicago Red Stars of the NWSL and his brothers, Derek (FB) and T.J. (LB), play for the Pittsburgh Steelers.

- In response to the devastation in Houston as the result of Hurricane Harvey in 2017, organized what would become the largest crowd-sourced fundraiser in history. Originally set a goal of \$200,000 but within 19 days, more than 200,000 individuals collectively donated \$37 million to the cause. Contributions continued, and the final tally reached \$41.6 million.

INSIDE WATT'S SACK TOTALS

In Week 2 at Las Vegas, Watt took down Raiders QB Derek Carr in the first quarter. Carr became the 42nd different QB Watt has sacked in his career.

In Week 3, Watt took down QB Matthew Stafford for his first career sack against the Rams.

In Week 5 vs. Philadelphia, Eagles QB Jalen Hurts became the 43rd different QB Watt has sacked in his career.

In Week 8 at Minnesota, Vikings QB Kirk Cousins became the 44th different QB Watt has sacked in his career.

In Week 10 at Los Angeles, Rams QB John Wolford became the 45th different QB Watt has sacked in his career.



Sacks By Quarterback (45)

Sacks	Quarterback
11.0	Andrew Luck
10.5	Blake Bortles
6.5	Zach Mettenberger
5.0	Jake Locker
4.5	Alex Smith
4.0	Ryan Fitzpatrick
4.0	Eli Manning
4.0	Matthew Stafford
3.5	Blaine Gabbert
3.5	Ryan Tannehill
3.0	Drew Brees
3.0	Matt Hasselbeck
3.0	Philip Rivers
2.5	Peyton Manning
2.5	Mark Sanchez
2.0	Kirk Cousins
2.0	Sam Darnold
2.0	Joe Flacco
2.0	Chad Henne
2.0	Lamar Jackson
2.0	Matt McGloin
2.0	Aaron Rodgers
2.0	Matt Ryan
1.5	Marcus Mariota
1.0	Josh Allen
1.0	Kyle Allen
1.0	Derek Carr
1.0	Andy Dalton
1.0	Robert Griffin III
1.0	Brian Hoyer
1.0	Case Keenum
1.0	Jake Luton
1.0	Baker Mayfield
1.0	Colt McCoy
1.0	Cam Newton
1.0	Dan Orlovsky
1.0	Brock Osweiler
1.0	Carson Palmer
1.0	Christian Ponder
1.0	Dak Prescott
1.0	Ben Roethlisberger
1.0	John Wolford
0.5	Jalen Hurts
0.5	Josh Freeman
0.5	Russell Wilson

Sacks By Opponent

Watt has at least a partial sack against 28 different teams.

Sacks By Opponent (28)

Sacks	Opponent
18.0	Tennessee
17.0	Jacksonville
13.0	Indianapolis
5.0	NY Jets
4.5	Kansas City
4.0	Baltimore
	NY Giants
3.5	Denver
	Miami
3.0	Detroit
	Las Vegas
	Minnesota
	New Orleans
2.0	Atlanta
	Buffalo
	Carolina
	Cleveland
	Green Bay
	LA Chargers
	L.A. Rams
	Philadelphia
1.0	Washington
	Arizona
1.0	Cincinnati
	Dallas
0.5	Pittsburgh
	Seattle
	Tampa Bay

Teams w/ no sacks against:

Chicago
Houston
New England
San Francisco

144 GAMES AND 107.5 SACKS

Watt's sack of Rams QB John Wolford in Week 10 gave him 107.5 sacks in 144 career games. Only nine players in NFL history had more sacks in their first 144 career games.

NFL History - Sacks Thru 1st 144 Career Games

Rnk	Player	Sacks	Seasons
1	Reggie White+	143.0	1985-94
2	DeMarcus Ware	119.5	2005-14
3	Bruce Smith+	119.0	1985-95
4	Jared Allen	118.0	2004-13
5t	Derrick Thomas+	114.5	1989-98
5t	Lawrence Taylor+	114.5	1982-90
7	Leslie O'Neal	111.0	1986-96
8	Von Miller	110.5	2011-21
9	Richard Dent+	108.5	1983-92
10t	J.J. Watt	107.5	2011-22
10t	Chandler Jones	107.5	2012-22
	+Hall of Fame Inductee		



A SCORING THREAT ON DEFENSE

One of the NFL's top pass rushers, **Watt** has also proved to be a scoring threat, both on offense and defense. Including postseason, Watt has scored seven TDs in his career (6 regular season, 1 postseason).

He has three career receiving TDs, three INT return TDs and a fumble return TD.

His most recent TD came in Week 12 of 2020 when he picked off a Matthew Stafford pass and returned it 19 yards for a TD in a win vs. Detroit.

Watt's Career Touchdowns

Type	Dist. (Yds)	Opponent
INT Return	19	11/26/20 @ Detroit (QB Matthew Stafford)
Receiving	1	11/30/14 vs. Tennessee
Receiving	2	11/16/14 @ Cleveland
Fumble Return	45	10/9/14 vs. Indianapolis
INT Return	80	9/28/14 vs. Buffalo (QB E.J. Manuel)
Receiving	1	9/14/14 @ Oakland
INT Return	29	1/7/12 vs. Cincinnati (QB Andy Dalton)*

*2011 Postseason




MAKING PLAYS ON THE BALL

Throughout his career, **Watt** has shown a remarkable ability to both force and recover fumbles. Since his rookie season in 2011, he has 26 forced fumbles and 17 fumble recoveries in the regular season.

Watt's 17 fumble recoveries are tied for the most among active players while only three active defenders have more forced fumbles.

Active NFL Leaders – Fumble Recoveries

Rnk	Player (Team)	FR
1t	J.J. Watt (AZ)	17
1t	Lavonte David (TB)	17
3	Justin Houston (Bal)	14
4	Fletcher Cox (Phi)	13
5	Calais Campbell (Bal)	12



Active NFL Leaders – Forced Fumbles

Rnk	Player (Team)	FF
1	Chandler Jones (LV)	33
2	Robert Quinn (Phi)	31
3	Von Miller (Buf)	27
4t	J.J. Watt (AZ)	26
4t	Lavonte David (TB)	26

KNOCKING IT DOWN AT THE LINE

Watt also has 66 passes defended in his career. Among active NFL defensive linemen, only Kansas City's Carlos Dunlap (72) has more.

Active NFL Leaders - Passes Defended (D-Linemen)

Rnk	Player (Team)	FF
1	Carlos Dunlap (KC)	72
2	J.J. Watt (AZ)	67
3t	Calais Campbell (Bal)	57
3t	Cameron Jordan (NO)	57
5	Cameron Heyward (Pit)	43

A WATT OF ACCOMPLISHMENTS

In his first 11 NFL seasons, **Watt** accumulated 547 tackles, 102.0 sacks, 26 forced fumbles, 16 fumble recoveries, 292 QB hits, 177 tackles for loss, 63 passes defended and two INTs during the regular season.

His list of accomplishments is long. Those accolades include being one of just three players in league history to be named AP NFL Defensive Player of the Year at least three times.

There have been eight players in league history that have earned multiple DPOY Awards. Six are enshrined in the Pro Football Hall of Fame. The other two are Watt and Rams DT Aaron Donald.

Players w/ Multiple AP NFL DPOY Awards

Player	DPOY	Years
J.J. Watt	3	2012, 2014-15
Aaron Donald	3	2017-18, 2020
Lawrence Taylor+	3	1981-82, 1986
Reggie White+	2	1987, 1998
Ray Lewis+	2	2000, 2003
Joe Greene+	2	1972, 1974
Mike Singletary+	2	1985, 1988
Bruce Smith+	2	1990, 1996

+Hall of Fame Inductee



WATT'S CAREER SNAPSHOT

NFL Defensive Player of the Year (3x): 2012, 2014, 2015

Walter Payton NFL Man of the Year: 2017

Pro Bowl (5x): 2012, 2013, 2014, 2015, 2018

1st-Team All-Pro (5x): 2012, 2013, 2014, 2015, 2018

NFL Sack Leader (2x): 2012 (20.5), 2015 (17.5)

AFC Defensive Player of the Month: 6 times

AFC Defensive Player of the Week: 7 times

PRESSURE GOES FAR BEYOND SACKS

In addition to his 107.5 career sacks, **Watt** also has 305 QB hits since entering the league in 2011. That is far and away the highest total among active players according to ProFootballReference.com.

Active NFL Leaders - QB Hits

Rnk	Player (Team)	QBH
1	J.J. Watt (AZ)	305
2	Carlos Dunlap (KC)	261
3	Von Miller (Buf)	244
4	Aaron Donald (LAR)	236
5	Calais Campbell (Bal)	233



In the 17 years (2006-22) the site has tracked QB hits, **Watt** owns the NFL's four highest single-season totals.

NFL Single-Season Leaders - QB Hits (2006-20)

Rnk	Player	QBH	Season
1	J.J. Watt	51	2014
2	J.J. Watt	50	2015
3	J.J. Watt	46	2013
4	J.J. Watt	43	2012
5t	Aaron Donald	41	2018
5t	T.J. Watt	41	2020

Watt has 184 tackles for loss in his career, leading all active NFL defenders.

Active NFL Leaders - Tackles for Loss

Rnk	Player (Team)	TFL
1	J.J. Watt (AZ)	184
2	Calais Campbell (Bal)	165
3	Von Miller (Buf)	164
4	Aaron Donald (LAR)	160
5	Cameron Jordan (NO)	144

In the last 12 seasons (2011-22), a player has recorded at least 28 tackles for loss in a season five times. **Watt** accounts for three of those five seasons.

NFL Players w/ 28+ Tackles For Loss in a Season (2011-22)

Rnk	Player (Year)	TFL
1	J.J. Watt (2012)	39
2t	J.J. Watt (2014)	29
2t	J.J. Watt (2015)	29
4t	Chandler Jones (2017)	28
4t	Von Miller (2012)	28

A CONSTANT SOURCE OF PRESSURE

Both by the season, and by the game, **Watt's** sacks have come in bunches. **He is the only active player in the NFL with at least three seasons of 17.0+ sacks.**

Active NFL Leaders – Seasons w/ 17+ Sacks


Rnk	Player (Current Team)	17+	Years (Sacks)
1	J.J. Watt (AZ)	3	2012 (20.5), 2014 (20.5), 2015 (17.5)
2t	Chandler Jones (LV)	2	2017 (17.0), 2019 (19.0)
2t	Robert Quinn (Chi)	2	2013 (19.0), 2021 (18.5)
4t	T.J. Watt (Pit)	1	2021 (22.5)
4t	Shaquil Barrett (TB)	1	2019 (19.5)
4t	Aaron Donald (LAR)	1	2018 (20.5)
4t	Justin Houston (Bal)	1	2014 (22.0)
4t	Von Miller (Buf)	1	2012 (18.5)
4t	Aldon Smith (FA)	1	2012 (19.5)

Watt has 32 career multi-sack (1.5+) performances, the most among all active NFL defenders.

Active NFL Leaders – Games w/ Multiple Sacks (1.5+)

Rnk	Player (Current Team)	Games
1	J.J. Watt (AZ)	32
2t	Von Miller (Buf)	28
2t	Justin Houston (Bal)	28
4t	Chandler Jones (LV)	26
4t	Cameron Jordan (NO)	26

Watt has had at least 2.0 sacks in a game 27 times in his career. That total also leads all active NFL defenders.



Active NFL Leaders – Games w/ 2.0+ Sacks

Rnk	Player (Current Team)	Games
1	J.J. Watt (AZ)	27
2t	Cameron Jordan (NO)	23
2t	Justin Houston (Bal)	23
4t	Chandler Jones (LV)	22
4t	Von Miller (Buf)	22

Watt has six career games with 3.0+ sacks. Among active players, only Justin Houston (8) has more games with 3.0+ sacks than **Watt** (6).

Active NFL Leaders – Games w/ 3.0+ Sacks

Rnk	Player (Current Team)	Games
1	Justin Houston (Bal)	8
2t	J.J. Watt (AZ)	6
2t	Robert Quinn (Phi)	6
2t	Aaron Donald (LAR)	6
2t	T.J. Watt (Pit)	6

THOMPSON'S BIG ASCENT IN 2021

S Jalen Thompson - selected in the fifth round of the 2019 NFL Supplemental Draft out of Washington State - had a Pro Bowl caliber season in 2021. **He established career highs in tackles (120), solo tackles (78), INTs (3), passes defended (7) and tackles for loss (3).**

He was one of just five players - and three defensive backs - in the NFL with 100+ tackles, 3+ INTs and 5+ passes defended during the regular season.

Players w/ 100+ Tackles, 3+ INTs and 5+ PD in 2021

Player (Team)	Tkl	INT	PD
LB Foyesade Oluokun (Atl)	192	3	6
LB Darius Leonard (Ind)	122	4	8
S Jalen Thompson (AZ)	120	3	7
S Xavier Woods (Min)	108	3	10
CB Kenny Moore (Ind)	102	4	13

Thompson's 120 tackles in 2021 were a team high and also marked the second-highest total in the NFL among defensive backs.

2021 NFL Leaders - Total Tackles (DBs)

Rnk	Player (Team)	Tkl
1	S Minkah Fitzpatrick (Pit)	124
2	S Jalen Thompson (AZ)	120
3	S Derwin James (LAC)	118
4	CB Logan Ryan (NYG)	117
5t	S Johnathan Abram (LV)	114
5t	S Harrison Smith (Min)	114



COLLINS BLOSSOMS IN YEAR TWO

Through 11 games, LB Zaven Collins ranks second on the team with 71 tackles (44 solo) while adding 2.0 sacks, an INT (returned for a TD), six tackles for loss, four QB hits, a forced fumble and four passes defended.

A look at what he has accomplished in 11 games this season vs. his stats in 17 games as a rookie:


Statistic	2022	2021
Games	11	17
Starts	11	6
Total Tackles	71	25
Solo Tackles	44	13
Sacks	2.0	0.0
INTs	1	0
Tackles for Loss	6	1
Forced Fumbles	1	0
Passes Defended	4	4

Collins is one of just five players in the NFL this season with 70+ tackles, 2.0+ sacks and 4+ passes defended.

NFL LBs w/ 60+ Tackles, 2.0+ Sacks, 3+ PD (2022)

Player (Team)	Tkl	Sack	PD
T.J. Edwards (Phi)	96	2.0	5
Jordan Hicks (Min)	82	2.0	7
Devin White (TB)	76	5.0	4
Fred Warner (SF)	75	2.0	6
Zaven Collins (AZ)	71	2.0	4

In the last six games, Collins has recorded 39 tackles, 2.0 sacks, an INT (returned for a TD), four tackles for loss, four QB hits and four pass defended. In Week 9 vs. Seattle, Collins had his first career INT and first career TD with his 30-yard INT return for a score in the third quarter.



ARIZONA'S OWN INTERCEPTION LEADER

CB Byron Murphy Jr. - a native of Scottsdale and a product of Saguaro High School - was one of the Cardinals top defenders in 2021.

In 16 regular season games, he totaled 64 tackles, 4 INTs (one returned for a TD), 12 passes defended, a forced fumble and a fumble recovery.

Murphy's 4 INTs and 12 passes defended both set career-highs. He had one INT and 18 passes defended in his first two NFL seasons combined (31 games).

Murphy was one of just 11 players in the NFL with 12+ passes defended and 4+ INTs in 2021.

NFL Players with 4+ INTs and 12+ PD (2021)

Player (Team)	PD	INT
J.C. Jackson (NE)	23	8
Trevon Diggs (Dal)	21	11
James Bradberry (NYG)	17	4
Xavien Howard (Mia)	16	5
Jalen Ramsey (LAR)	16	4
Pat Surtain II (Den)	14	4
Kevin Byard (Ten)	13	5
Rasul Douglas (GB)	13	5
Kenny Moore (Ind)	13	4
Byron Murphy Jr. (AZ)	12	4
Justin Simmons (Den)	12	5



SIMMONS CONTINUES TO MAKE PLAYS

In the last seven games, LB Isaiah Simmons has 43 tackles, an INT (returned for a TD), 2.0 sacks, a forced fumble, a fumble recovery and five passes defended.

In Week 8 at Minnesota, he recorded his first sack of the season, forcing a fumble and recovering the loose ball all on the same play. It was his second consecutive game with a takeaway. In Week 7 vs. New Orleans, he had his third career INT when he jumped in front of an Andy Dalton pass and returned the INT 56 yards for his first career TD.

In Week 9 vs. Seattle, Simmons recorded his second sack of the season, while adding eight tackles, a tackle for loss and a QB hit.

In Week 10 at Los Angeles, Simmons had seven tackles and also deflected a pass that resulted in an INT by S Budda Baker in the fourth quarter.

In 2021, Simmons totaled 103 tackles, 7 passes defended, an INT, 4 forced fumbles, 4 tackles for loss, 4 QB hits and 1.5 sacks. **He joined Colts All-Pro LB Darius Leonard as the only players in the NFL last season with 100+ tackles, 4+ forced fumbles and 7+ passes defended.**



EXCITING YOUNG TALENT ON THE OUTSIDE

The Cardinals drafted a pair of LBs in the 3rd round of the 2022 NFL Draft, taking San Diego State's Cameron Thomas at 87th overall and Cincinnati's Myjai Sanders at 100th overall.

In the Week 6 contest at Seattle, both rookies recorded their first career sack. Thomas took down Seahawks QB Geno Smith in the first quarter while Sanders posted his sack in the third quarter.

THE ROOKIE GETS A GAME BALL

Sanders had a standout performance in the Cardinals victory over the Rams in Week 10, **finishing with a career-high five tackles, his second career sack, his first career forced fumble, a tackle for loss and his first career pass defended.**

The performance earned him his first career game ball.

Sanders helped set up the Cardinals second TD of the game when he sacked Rams QB John Wolford, forcing a fumble that was recovered by DL J.J. Watt. Five plays later Arizona scored a TD to take a 17-3 lead just before halftime.



GOLDEN GETS A SACK IN SEATTLE

LB Markus Golden recorded his first sack of the season when he took down Seahawks QB Geno Smith in Week 6 at Seattle.

Golden now has 45.5 sacks for his career, including 34.0 as a member of the Cardinals. He sits alone in 12th place on the franchise all-time sacks list, needing just 4.0 more to break into the top-10.

Franchise History - Sacks (Career)

Rnk	Player (Years)	Sacks
1	Chandler Jones (2016-21)	71.5
2	Freddie Joe Nunn (1985-93)	66.5
3	Calais Campbell (2008-16)	56.5
4	Simeon Rice (1996-2000)	51.5
5	Curtis Greer (1982-88)	50.5
6	Ken Harvey (1988-93)	47.5
7	Eric Swann (1991-99)	45.5
8	Darnell Dockett (2004-13)	40.5
9	Bertrand Berry (2004-09)	40.0
10	Al Baker (1983-86)	37.5
11	David Galloway (1982-89)	36.0
12	Markus Golden (2015-18; 20-22)	34.0



PRATER KICKS PAST 1,600 POINTS

After connecting on all four of his FG attempts in Week 3 vs. the Rams, K Matt Prater became just the 24th player in NFL history - and one of just three active players - with at least 1,600 career points.

Active NFL Leaders – Career Points

Rnk	Player (Team)	Points
1	Robbie Gould (SF)	1,897
2	Mason Crosby (GB)	1,860
3	Matt Prater (AZ)	1,628
4	Nick Folk (NE)	1,470
5	Justin Tucker (Bal)	1,446

During his first season with the Cardinals, Prater accumulated 137 points (30 FG, 47 PAT) in 2021. That tied for the second-highest single-season total in franchise history.

Franchise Record – Points (Season)

Rnk	Player (Year)	Points (Type)
1	Neil Rackers (2005)	140 (40 FG, 20 PAT)
2t	Matt Prater (2021)	137 (30 FG, 47 PAT)
2t	Chandler Catanzaro (2015)	137 (28 FG, 53 PAT)
4t	Zane Gonzalez (2019)	127 (31 FG, 34 PAT)
4t	Jay Feely (2013)	127 (30 FG, 37 PAT)

The 2021 season marked Prater's 11th with 100+ points in his career. It was also his seventh consecutive season (2015-21) scoring 100+ points.



LEE STILL KICKING (WELL) IN SEASON #19

K Andy Lee is in his sixth season with the Cardinals - and his 19th season in the NFL - in 2022. Among all active players, only Tampa Bay QB Tom Brady (23rd NFL season in 2022) has played more seasons than Lee.

Active Players with Most Seasons Played (2022 Included)

Rnk	Player (Team)	Seasons	1 st Year
1	QB Tom Brady (TB)	23	2000
2t	P Andy Lee (AZ)	19	2004
2t	OL Jason Peters (Dal)	19	2004
4t	QB Aaron Rodgers (GB)	18	2005
4t	K Robbie Gould (SF)	18	2005

On August 11, Lee turned 40 years old. He joins Brady (45) and Jason Peters (40) as the only active NFL players currently playing in their 40s.

Lee finished in the top-10 in punting average in 15 of his first 18 NFL seasons.

That includes ranking 7th (2017), 1st (2018), 2nd (2019) and 3rd (2021) during his five seasons with the Cardinals.

Lee's 46.6-yard career punting average is the ninth-best total in NFL history.

NFL History – Career Punting Average (Career)

Rnk	Player (Seasons)	Avg.
1t	Shane Lechler (2000-17)	47.6
1t	Michael Dickson (2018-)*	47.6
3	Cameron Johnston (2018-)*	47.2
4	Tress Way (2014-)*	47.0
5	Logan Cooke (2018-)*	46.9
6	Johnny Hekker (2012-)*	46.8
7t	Marquette King (2013-18)	46.7
7t	Brandon Fields (2007-15)	46.7
9	Andy Lee (2004-)*	46.6
10	Thomas Morstead (2009-)*	46.5


*Active Player

His 468 career punts inside the 20-yard line rank fourth in NFL history.

NFL History – Punts Inside the 20 (Career)

Rnk	Player (Seasons)	In20
1	Jeff Feagles (1988-2009)	554
2	Dustin Colquitt (2005-21)	483
3	Shane Lechler (2000-17)	469
4	Andy Lee (2004-)*	468
5	Sam Koch (2006-21)	453

*Active Player



ONE OF THE BEST EVER FROM LONG DISTANCE

Prater tied his career high and established a Cardinals single-season record with seven made FGs of 50+ yards in 2021.

Franchise Record – FGs of 50+ Yards (Season)

Rnk	Player (Year)	50+
1	Matt Prater (2021)	7
2	Neil Rackers (2005)	6
3	Neil Rackers (2004)	5
4t	Phil Dawson (2017)	4
4t	Greg Davis (1993)	4

Now in his 17th season, Prater is the NFL's all-time leader with 66 career FGs of 50+ yards.

NFL History – Field Goals Made of 50+ Yards

Rnk	Player	Made	Att.	Pct.
1	Matt Prater	66	89	74.2
2	Sebastian Janikowski	58	105	55.2
3	Justin Tucker	53	73	73.6
3	Jason Hanson	52	93	55.9
5	Adam Vinatieri	45	72	62.5

Prater has made 66-of-89 FG attempts from 50+ yards in his career. His 74.2% success rate is the third-best in NFL history.

NFL History – Field Goal Percentage From 50+ Yards

Rnk	Player	Pct.	Made	Att.
1	Chris Boswell	81.5	22	27
2	Stephen Gostkowski	74.4	32	43
3	Matt Prater	74.2	66	89
4	Justin Tucker	72.6	53	73
5	Jeff Wilkins	72.2	26	36

PRATER (REALLY) GOOD FROM 60+

In Week 2 vs. Minnesota in 2021 - in just his second game with the Cardinals - Prater set a franchise record with a 62-yard FG.

Franchise Record – Longest Field Goal

Rnk	Player	Dist	Opponent
1	Matt Prater	62	9/19/21 vs. Minnesota
2	Jay Feely	61	10/14/12 vs. Buffalo
3	Chandler Catanzaro	60	9/25/16 at Buffalo
4t	Zane Gonzalez	57	9/13/20 at San Francisco
4t	Phil Dawson	57	11/26/17 vs. Jacksonville

There have been just 14 made FGs of at least 62 yards. Prater - who owns the second-longest FG in NFL history (64 yards) - has two of those. He joins Brett Maher (3) as the only kickers in league history with multiple FGs of 62 yards or longer.

NFL History – Longest Made Field Goal

Rnk	Player (Team)	Dist	Opponent
1	Justin Tucker (Bal)	66	9/26/21 at Detroit
2	Matt Prater (Den)	64	12/8/13 vs. Tennessee
3t	Brett Maher (Dal)	63	10/20/19 vs. Philadelphia
3t	Graham Gano (Car)	63	10/7/18 vs. NY Giants
3t	David Akers (SF)	63	9/9/12 at Green Bay
3t	Sebastian Janikowski (Oak)	63	9/12/11 at Denver
3t	Jason Elam (Den)	63	10/25/98 vs. Jacksonville
3t	Tom Dempsey (NO)	63	11/8/70 vs. Detroit
9t	Matt Prater (AZ)	62	9/19/21 vs. Minnesota
9t	Harrison Butker (KC)	62	10/16/22 vs. Buffalo
9t	Brett Maher (Dal)	62	10/13/19 at N.Y. Jets
9t	Brett Maher (Dal)	62	12/9/18 vs. Philadelphia
9t	Stephen Gostkowski (NE)	62	11/19/17 at Oakland
9t	Matt Bryant (TB)	62	10/22/06 vs. Philadelphia

Prater owns franchise records for the longest FG with Denver (64 yards), Arizona (62 yards) and Detroit (59 yards, twice).

LEE STILL AMONG THE NFL'S BEST

Lee's success has not diminished with age. He has been one of the NFL's top punters since joining the Cardinals in 2017. During that time (2017-22) Lee's 47.5-yard punting average ranks third in the NFL.

NFL Leaders – Punting Average (2017-22)

Rnk	Player (Team)	Punts	Avg.
1t	Michael Dickson (Sea)	331	47.6
1t	A.J. Cole (LV)	209	47.6
3	Andy Lee (AZ)	397	47.5
4	Tress Way (Was)	431	47.4
5	Cameron Johnston (Hou)	341	47.2

Lee's five full seasons in Arizona have resulted in the four highest single-season punting averages in franchise history. His 49.0-yard punting average in 2021 broke his own franchise record set in 2018 - when he led the NFL with a 48.6-yard average.

Franchise Record – Punting Average (Season)

Rnk	Player (Season)	Avg.
1	Andy Lee (2021)	49.0
2	Andy Lee (2018)	48.6
3	Andy Lee (2019)	47.8
4	Andy Lee (2017)	47.3
5	Ben Graham (2009)	47.0

It also marked the third-best average in the NFL last season.


NFL Leaders – Punting Avg. (2021)

Rnk	Player (Team)	Gross
1	A.J. Cole (LV)	50.0
2	Jack Fox (Det)	49.2
3	Andy Lee (AZ)	49.0
4t	Bryan Anger (Dal)	48.4
4t	Tress Way (Was)	48.4

A look at where Lee's punting averages have ranked in the NFL during his five full seasons with Arizona:

Lee NFL Rank for Punting Average (2017-21)

Year	Avg.	NFL Rank
2021	49.0	3 rd
2020	44.8	22 nd
2019	47.8	2 nd
2018	48.6	1 st
2017	47.3	7 th





QUARTERBACKS

Colt McCoy – Has thrown for 7,651 yards and 34 TDs while completing 724-of-1,159 passes (62.5%) in 54 games (35 starts) for Cleveland (2010-12), San Francisco (2013), Washington (2014-19), Giants (2020) and Arizona (2021-22). Posted his 3rd win as a starter for the Cardinals in Week 11 at Los Angeles, completing 26-of-27 passes (70.3%) for 238 yards and a TD.

Trace McSorley – Baltimore's 2019 sixth-round pick (197th overall) out of Penn State. Has appeared in six career NFL games, including a career-high three games with the Cardinals this season. Had career highs in pass attempts (10) and completions (6) last week vs. SF on MNF.

Kyler Murray – Won the 2018 Heisman Trophy, was selected 9th overall in the 2018 MLB Draft and 1st overall in the 2019 NFL Draft. In Week 8 at Minnesota surpassed 100 career TDs (passing and rushing) for his career.

RUNNING BACKS

Corey Clement – Undrafted, the six-year veteran has appeared in 63 games for the Eagles (2017-2020), Cowboys (2021) and Cardinals (2022).

James Conner – Two-time Pro Bowler who signed with Arizona in 2021 after four seasons (2017-20) with Pittsburgh, where he played 50 games (33 starts). Has scored 22 TDs in 23 games with the Cards which is the most TDs through a player's first 23 games with the team.

Keaontay Ingram – Cardinals sixth-round pick (201st overall) in the 2022 NFL Draft out of USC. Scored his first career TD (3-yard run) in Arizona's Week 7 win vs. New Orleans.

TIGHT ENDS

Stephen Anderson – Entered the NFL as an undrafted free agent with the Texans and was signed by Arizona this summer after spending the last three seasons with the Chargers.

Zach Ertz – Ten-year NFL veteran, three-time Pro Bowler (2017-19) and first-team All-Pro (2018). Became 2nd-youngest TE to surpass 7,000 career receiving yards on October 2.

Trey McBride – Cardinals 2nd round pick (55th overall) in the 2022 NFL draft out of Colorado State. Winner of the 2021 John Mackey Award as nation's top tight end and named the Mountain West 2021-22 Male Athlete of the Year.

WIDE RECEIVERS

Robbie Anderson – Originally an undrafted rookie free agent, has played in 104 games (85 starts) with the Cardinals (2022), Panthers (2020-22), Jets (2016-19). Has 369 receptions for 4,876 yards and 29 TDs in his career.

Greg Dortch – Originally signed with the Jets as an undrafted rookie free agent in 2019, recorded a career-high 103 yards receiving on nine receptions vs. SF in Week 11.

A.J. Green – Seven-time Pro Bowl selection (2011-17) and two-time 2nd-team All-Pro (2012-13). First WR in history to be named to the Pro Bowl in each of his first seven seasons. Hauled in his first TD catch of the season on a six-yard catch from QB Colt McCoy last week in Los Angeles.

DeAndre Hopkins – Five-time Pro Bowler (2015; 2017-20) and four-time All-Pro (2017-20) became the third-youngest player in history to reach 800 career receptions at Minnesota in Week 8. Has had 9+ receptions in four of five games this season.

Rondale Moore – Selected by the Cardinals in the second-round (49th overall) of the 2021 NFL Draft out of Purdue. Had one of his best games of the 2022 season at Los Angeles in Week 10, totaling 94 yards on nine receptions.

OFFENSIVE LINE

Kelvin Beachum – Selected by Pittsburgh in the seventh round (248th overall) of the 2012 NFL Draft and has started 141 of 146 games played with the Steelers (2012-15), Jaguars (2016), Jets (2017-19) and Cardinals (2020-22).

Rashaad Coward – Entered the NFL as an undrafted rookie defensive lineman with Chicago in 2017 and played in one game. Switched to O-Line in 2018 and has appeared in 36 games (17 starts). Started at LG in his Cardinals debut at L.A. in Week 10 and again last week vs. SF.

Wyatt Davis – A 3rd round (86th overall) draft pick by the Vikings in 2021 out of Ohio State, has appeared in eight games in his career. Made his Cardinals debut vs. the Rams in Week 10 after being claimed off waivers earlier in the week.

Cody Ford – Made his Cardinals debut in the win over New Orleans in Week 7, seeing action at LG. A college teammate of QB Kyler Murray at Oklahoma, Ford played his first three seasons (2019-21) with Buffalo, playing in 38 games (29 starts).

Max Garcia – Has played 99 games (53 starts) with Denver (2015-18) and Arizona (2019-2022). Was claimed off New York Giants practice squad on Sept. 10.

Sean Harlow – Atlanta's fourth round (136th overall) selection of the 2017 NFL Draft and has appeared in 25 games (eight starts) for the Falcons (2019) and Cardinals (2021-2022).

D.J. Humphries – Cardinals first-round pick (24th overall) in the 2015 NFL Draft out of Florida, has started all 83 NFL games played, including all 73 at LT since 2019.

Josh Jones – Arizona's 2020 third-round pick (72nd overall) out of Houston where he started all 45 games he played at LT in four seasons (2016-19) for the Cougars. Has played 39 games (15 starts) for the Cardinals during his first three NFL seasons.

Billy Price – Cincinnati's first-round pick (21st overall) in the 2018 NFL Draft out of Ohio State, started 39 of 64 games played in his career with the Cardinals, Giants and Bengals.

Lecitus Smith – Arizona's second pick in the sixth-round (215th overall) of the 2022 NFL Draft out of Virginia Tech, where he appeared in 45 games at guard and left tackle. Made his first NFL start at RG in Week 11 at Los Angeles.

SPECIALISTS

Aaron Brewer – Entered the league with the Broncos as a rookie free agent and has played 157 regular season and eight playoff games with Denver (2012-15) and Arizona (2016-22).

Andy Lee – The four-time All-Pro joined Arizona in 2017 after playing for the 49ers (2004-14), Browns (2015) and Panthers (2016). Ranks third in NFL history in career punting yards (67,158).

Matt Prater – Two-time Pro Bowler (2013, '16) and NFL record-holder for FGs of 50+ yards (66). Joined Arizona in 2021 after 14 seasons with the Lions, Broncos and Falcons.



CARDINALS PLAYER NOTES (DEFENSE)

DEFENSIVE LINE

Zach Allen – Cardinals third-round pick (65th overall) in the 2019 NFL Draft out of Boston College. In 2022, has a career-high six passes defended and is just five tackles and 0.5 sacks from tying his career-highs in those categories.

Leki Fotu – Cardinals first pick in the fourth round (114th overall) of the 2020 NFL Draft. Has appeared in 39 games (seven starts) for the Cardinals during his first three NFL seasons. Family hails from the island of Tonga.

Trysten Hill – Cowboys second round pick (58th overall) of the 2019 NFL Draft. Has appeared in 27 games (five starts in his NFL career).

Jonathan Ledbetter – Originally signed with Miami as an undrafted free agent in 2019, has played in 10 NFL games with the Dolphins and Cardinals.

J.J. Watt – Five-time first-team All-Pro, five-time Pro Bowl selection, three-time NFL Defensive Player of the Year and 2017 Walter Payton NFL Man of the Year. Has 5.5 sacks this season giving him 107.5 for his career.

LINEBACKERS

Zaven Collins – Selected by the Cardinals in the first round (16th overall) of the 2021 NFL Draft out of Tulsa. Ranks second on the team with 71 tackles in 2022, adding 2.0 sacks, six tackles for loss, a forced fumble, an INT and four passes defended. Posted his first career INT and first career TD in Week 9 when he returned a Geno Smith INT for a TD.

Victor Dimukeje – Selected by Arizona with their first pick of the sixth round (210th overall) of the 2021 NFL Draft out of Duke. Earned All-ACC honors as a junior and senior and named a semifinalist for the 2020 Lott IMPACT Trophy.

Dennis Gardeck – Named a Pro Bowl alternate on special teams in 2019 and selected as a team captain each of the last three seasons (2020-22). Signed by Arizona as a rookie free agent out of Sioux Falls in 2018 and has played 66 games in five seasons.

Markus Golden – Arizona's 2015 second-round pick (58th overall) out of Missouri has appeared in 105 games for the Cardinals (2015-18; 2020-22) and Giants (2019-20). Led the Arizona defense with 11.0 total sacks during the 2021 season.

Kamu Grugier-Hill – Seven-year NFL veteran who posted a career-best 106 tackles season with the Houston Texans in 2021.

Jesse Luketa – Selected by the Cardinals in the seventh round (256th overall) of the 2022 NFL Draft out of Penn State. A native of Ottawa, Ontario, played four seasons (2018-21) at Penn State and appeared in 46 games.

Ben Niemann – Undrafted free agent out of Iowa, signed with Kansas City in 2018 and appeared in 73 games with the Chiefs (2018-21) and Cardinals (2022) and was a member of the Super Bowl LIV championship team.

Myjai Sanders – Selected by Arizona with its second pick in the third round (100th overall) of the 2022 NFL Draft out of Cincinnati. Had a career-high five tackles, his second career sack, his first career forced fumble, a tackle for loss and his first career pass defended in Week 11 at Los Angeles.

Isaiah Simmons – Named to the 2020 PFWAA All-Rookie team after being selected eighth by the Cardinals out of Clemson. One of two NFL players with 100+ tackles, 4+ forced fumbles and 7+ passes defended last season. Had a 56-yard INT return TD in Week 7 vs. New Orleans and a sack, forced fumble and fumble recovery at Minnesota in Week 8.

Cameron Thomas – Arizona's first pick in the third-round (87th overall) of the 2022 NFL Draft out of San Diego State. Like fellow third-round pick Myjai Sanders, recorded his first career sack when he took down Seahawks QB Geno Smith in Week 6.

Ezekiel Turner – Signed with Arizona as an undrafted rookie free agent out of Washington in 2018. Has blocked two punts and has 47 special teams tackles in 57 career games.

Tanner Vallejo – Buffalo's 2017 sixth-round (195th overall) pick out of Boise State has played 76 games with Buffalo (2017), Cleveland (2018), Washington (2019) and Arizona (2019-22).

DEFENSIVE BACKS

Budda Baker – Arizona's 2017 second-round pick (36th overall) out of Washington is a four-time Pro Bowler (2017, '19-21), three-time team captain (2020-22) and a 2020 first-team All-Pro honors. Despite playing with a high-ankle sprain, posted his 6th career INT in Week 11 at the Rams.

Chris Banjo – A former undrafted rookie out of SMU, is in his 10th NFL season in 2022. Has played 126 career games with the Packers (2013-16), Saints (2016-18) and Cardinals (2019-22).

Antonio Hamilton – Seven-year NFL veteran has appeared in 78 games (6 starts) with the Raiders (2016-17), Giants (2018-19), Chiefs (2020) and Cardinals (2021-22). Hauled in his first career NFL INT in Week 7.

Christian Matthew – Arizona's first pick in the seventh-round (244th overall) of the 2022 NFL Draft out of Valdosta State becoming the sixth player to be drafted in school history.

Trayvon Mullen Jr. – Las Vegas' second round (40th overall) selection of the 2019 NFL Draft and has appeared in 412 games (31 starts) since entering the NFL. Was teammates with Isaiah Simmons at Clemson.

Byron Murphy Jr. – Scottsdale native and Arizona's 2019 second-round pick (33rd overall) out of Washington. Has recorded 227 tackles, five INTs and 34 passes defended in 55 games (47 starts) during his first four NFL seasons.

Jalen Thompson – Selected by Arizona in the fifth-round of the 2019 NFL Supplemental Draft out of Washington State. Signed a three-year contract extension in September 2022.

Charles Washington – Since entered the league as an undrafted rookie in 2016 with Detroit, has appeared in 65 career games with the Lions (2018-19) and Cardinals (2019-22). Made his 2022 debut last week in Los Angeles.

Marco Wilson – Selected by Arizona in the fourth-round (136th overall) of the 2021 NFL Draft out of Florida. Has started 24 of 25 games played so far in his NFL career. Posted his first career INT and first career TD in Week 6 vs. New Orleans when he picked off a tipped pass at the Saints 38-yard line and returned it for the score.

CARDINALS GAME SUMMARIES



WEEK 1

Kansas City Chiefs 44, Arizona Cardinals 21
63,697 ■ **State Farm Stadium** ■ **Sep 11, 2022**



Kansas City Chiefs	14	9	14	7	—	44
Arizona Cardinals	0	7	0	14	—	21

The Cardinals opened the 2022 regular season against the Kansas City Chiefs at State Farm Stadium. The contest reunited AZ head coach Kliff Kingsbury with KC quarterback Patrick Mahomes, whom he recruited to Texas Tech and coached for three seasons there. On this particular afternoon, it was the pupil who led his team to victory with an impressive passing effort. The 2018 league MVP threw for 360 yards and 5 touchdowns with no INTs in steering the Chiefs to a 44-21 win. Kansas City jumped out early with TDs on their first three drives and never looked back. Playing without several regular starters – including DE JJ Watt, WR DeAndre Hopkins, G Justin Pugh – the Cards battled and late in the first half had opportunities to make it a one score game but could not take advantage of them. The victory gave the Chiefs their eight consecutive season with a week 1 win while the Cardinals fell in the regular season opener for the first time in four seasons under Kingsbury and QB Kyle Murray.

Kansas City received the opening kickoff and proceeded to move 75 yards in 11 plays as Mahomes capped the drive with a 9-yard TD pass to TE Travis Kelce. The next Chiefs drive was equally effective, covering 86 yards in 7 plays. It ended on a Mahomes shovel pass to RB Clyde Edwards-Helaire for a 3-yard score that made it 14-0 late in the opening quarter. The Cards desperately needed a scoring drive and Murray delivered. He completed 4 of 5 pass attempts on the ensuing series, the biggest of which was a 24-yarder to WR Greg Dortch that moved it to the KC35. Shortly thereafter, Kyle scampered 21 yards up the middle to the 2, setting up James Conner's TD run that cut the lead in half at 14-7 two minutes into the second quarter. The next drive saw the Chiefs move 71 yards in 10 plays before facing a 4th-n-2 at the 4; KC went for it and Edwards-Helaire's 4-yard completion from Mahomes made it 20-7 after the PAT failed. With 1:05 to go in the half, the Chiefs continued to lead by 13 and took over at their own 20. On the first play from scrimmage, Mahomes connected with WR Juju Smith-Schuster before LB Dennis Gardeck forced a fumble that CB Byron Murphy recovered at the KC43 with :58 left. AZ soon faced a 4th-n-2 at the 34 but turned it over on downs when Murray's pass attempt was incomplete. The Chiefs quickly moved into position for a 54-yard FG try from Harrison Butker, who returned to action after exiting the game via cart in the first quarter. The kick was good and Kansas City took a 23-7 lead into the halftime locker room.

Kansas City's opening possession of the second half also resulted in a TD, this one a 1-yard pass from Mahomes to TE Jody Fortson. The Chiefs increased their lead to 37-7 late in the third on Mahomes' fifth TD pass of the day, this one a 2-yarder to WR Mecole Hardman. Early in the fourth, Murray's 2-yard TD pass to new Cardinals WR – and Murray's former Oklahoma teammate – Marquise Brown was followed by a successful two-point toss to TE Zach Ertz that made it 37-15. After a TD run by Chiefs RB Isiah Pacheco capped the next KC possession, Ertz's 6-yard TD catch from Murray provided the game's final score with 5:11 remaining.

SCORING DRIVES

TEAM	QTR	TIME	SCORING PLAY	KC	ARI
Chiefs	1	09:37	T.Kelce 9 yd. pass from P.Mahomes (H.Butker kick) (11-75, 5:23)	7	0
Chiefs	1	03:20	C.Edwards-Helaire 3 yd. pass from P.Mahomes (J.Reid kick) (7-86, 4:23)	14	0
Cardinals	2	13:05	J.Conner 2 yd. run (M.Prater kick) (11-75, 5:15)	14	7
Chiefs	2	07:32	C.Edwards-Helaire 4 yd. pass from P.Mahomes (kick failed, wr) (11-75, 5:33)	20	7
Chiefs	2	00:02	H.Butker 54 yd. Field Goal (6-30, 0:33)	23	7
Chiefs	3	09:55	J.Fortson 1 yd. pass from P.Mahomes (H.Butker kick) (4-75, 2:12)	30	7
Chiefs	3	03:56	M.Hardman 2 yd. pass from P.Mahomes (H.Butker kick) (8-66, 4:53)	37	7
Cardinals	4	12:52	M.Brown 6 yd. pass from K.Murray (K.Murray-Z.Ertz pass) (14-75, 6:04)	37	15
Chiefs	4	07:39	I.Pacheco 3 yd. run (H.Butker kick) (9-66, 5:13)	44	15
Cardinals	4	05:11	Z.Ertz 6 yd. pass from K.Murray (pass failed) (6-48, 2:28)	44	21

Team Statistics

	Chiefs	Cardinals
First Downs	33	18
3rd-Down Eff. (Made/Att/Pct)	5/8/63%	3/12/25%
4th-Down Eff. (Made/Att/Pct)	1/1/100%	3/4/75%
Total Net Yards	488	282
Total Plays	66	63
Yards Per Play	7.4	4.5
Rushes/Net Yards	27/128	22/103
Net Passing	360	179
Pass Attempts/Completions	39/30	38/24
Had Intercepted	0	0
Sacked/Yards Lost	0/0	3/26
Punts/Average	2/54.0	5/51.0
Penalties/Yards	3/25	5/49
Fumbles/Lost	5/1	3/0
Possession Time	34:42	25:18

KANSAS CITY CHIEFS

PASSING	ATT	CP	YDS	SK/YD	TD	LG	INT	RTG
Patrick Mahomes	39	30	360	0/0	5	35	0	144.2
TOTAL	39	30	360	0/0	5	35	0	144.2

RUSHING	ATT	YDS	AVG	LG	TD
Isiah Pacheco	12	62	5.2	22	1
Clyde Edwards-Helaire	7	42	6.0	18	0
Jerick McKinnon	4	22	5.5	18	0
Patrick Mahomes	3	5	1.7	4	0
Marquez Valdes-Scantling	1	-3	-3.0	-3	0
TOTAL	27	128	4.7	22	1

RECEIVING	NO	YDS	AVG	LG	TD
Travis Kelce	8	121	15.1	35	1
JuJu Smith-Schuster	6	79	13.2	20	0
Marquez Valdes-Scantling	4	44	11.0	17	0
Clyde Edwards-Helaire	3	32	10.7	25	2
Jerick McKinnon	3	27	9.0	18	0
Mecole Hardman	3	16	5.3	8	1
Sky Moore	1	30	30.0	30	0
Noah Gray	1	10	10.0	10	0
Jody Fortson	1	1	1.0	1t	1
TOTAL	30	360	12.0	35	5

TOP DEFENSE	TOT	SOLO	AST	SCK	YDS	INT
Nick Bolton	10	8	2	0.0	0.0	0
L'Jarius Sneed	8	8	0	1.0	7.0	0
Rashad Fenton	5	4	1	0.0	0.0	0

FIELD GOALS	FGM/FGA	PERCENT	RESULTS
Harrison Butker	1-1	100.0	54G
TOTAL	1-1	100.0	

ARIZONA CARDINALS

PASSING	ATT	CP	YDS	SK/YD	TD	LG	INT	RTG
Kyler Murray	34	22	193	2/18	2	26	0	99.3
Trace McSorley	4	2	12	1/8	0	10	0	56.2
TOTAL	38	24	205	3/26	2	26	0	94.7

RUSHING	ATT	YDS	AVG	LG	TD
Kyler Murray	5	29	5.8	21	0
Eno Benjamin	4	28	7.0	16	0
James Conner	10	26	2.6	8	1
Trace McSorley	3	20	6.7	14	0
TOTAL	22	103	4.7	21	1

RECEIVING	NO	YDS	AVG	LG	TD
Greg Dortch	7	63	9.0	24	0
James Conner	5	29	5.8	11	0
Marquise Brown	4	43	10.8	26	1
Eno Benjamin	3	33	11.0	22	0
Zach Ertz	2	14	7.0	8	1
A.J. Green	2	13	6.5	8	0
Andy Isabella	1	10	10.0	10	0
TOTAL	24	205	8.5	26	2

TOP DEFENSE	TOT	SOLO	AST	SCK	YDS	INT
Budda Baker	13	7	6	0.0	0.0	0
Jalen Thompson	9	9	0	0.0	0.0	0
Zaven Collins	7	4	3	0.0	0.0	0

FIELD GOALS	FGM/FGA	PERCENT	RESULTS
	No Field Goals		

CARDINALS GAME SUMMARIES



WEEK 2

Arizona Cardinals 29, Las Vegas Raiders 23 (OT)
61,707 Allegiant Stadium Sep 18, 2022



Arizona Cardinals	0	0	7	16	6	—	29
Las Vegas Raiders	7	13	3	0	0	—	23

The Cardinals made their first-ever appearance at Allegiant Field for a week 2 showdown with the Raiders and it was one for the ages. Vegas jumped out to a 20-0 halftime lead and led 23-7 after 3 quarters. But the gritty Cardinals battled back. And QB Kyler Murray engineered one of the greatest and most improbable comebacks in franchise history. Arizona would score the game's final 22 points, send the contest to overtime with a TD and 2-point conversion as regulation expired, and win it in the extra period with the longest OT return of a fumble in NFL history. It was the franchise's biggest comeback since 1999 and 5th largest ever; it was also the greatest comeback ever against the Raiders.

While the game ended in thrilling fashion for Arizona, its beginning was inauspicious. The Raiders took the opening kickoff, moved 75 yards in 15 plays and Derek Carr's 1-yard TD pass to WR Davante Adams made it 7-0. The next Vegas drive reached the AZ12 in 8 plays before Daniel Carlson's 32-yard FG made it 10-0. The Raiders increased it to 17-0 on their next possession when Carr capped a 7-play, 59-yard drive with his 3-yard scoring pass to TE Darren Waller. With just over 2 minutes to go in the first half, the Cards faced a 3rd-n-2 at the LV42 when Murray's pass attempt to Hollywood Brown was intercepted by CB Amik Robertson. The return set Vegas up at its own 27 with 1:51 to go. That was enough time to move into position for a 55-yard Carlson FG as the half expired that made it 20-0 at intermission. In their history, the Cardinals were 0-88-1 in games they trailed by 20+ points at halftime.

The AZ comeback began on its 2nd offensive series of the 3rd quarter. Murray completed 5 of 7 passes for 66 yards and ended the 79-yard drive with a scoring pass to WR Greg Dortch, a 5-yarder that was his first NFL TD catch. A 47-yard pass interference penalty on the ensuing Vegas possession led to a 25-yard Carlson FG that made it 23-7 late in the 3rd quarter. Two minutes into the 4th, the Cards trailed by 16 but were at the LV11 when they went for it on 4th-n-1. It ended there, though, as Murray's pass was just beyond the reach of TE Zach Ertz. However, 3 straight incompletions led to a punt and more importantly took just 9 seconds off the clock. An 18-yard Dortch punt return set AZ up at its own 46 with 12:07 to play. Murray marched the Cards to the LV25 where they faced a 4th-n-4 midway thru the 4th and down 16. They went for it and converted when Brown made a spectacular 1-handed grab at the 1. A play later, RB Darrel Williams punched it in and the Cards went for 2. What happened on that try was unforgettable and vintage Murray; the QB kept the pass play alive for 20 seconds, snaking around in the backfield for almost 85 total yards before finally outracing the defense to the pylon for a successful conversion. After another Vegas punt, the Cards took over at their own 27, down 8 with 4:43 to play. Needing to cover 73 yards and another 2-point conversion to force OT, AZ soon faced a 4th-n-1 at the LV43. A Murray scramble picked it up. With :30 left it was 4th-n-4 at the 6 when a defensive holding foul kept the drive going. It set up a 1st-n-goal at the 3 but after 3 incompletions it was 4th-n-goal from there with time for one more shot. Murray again delivered, scrambling to his left and into the end zone to cap the incredible 18-play drive. AZ still needed a 2-point conversion to send the game to OT and a delay penalty pushed the try back to the 7. It didn't matter. Murray fired a dart to WR AJ Green in the back of the end zone and the game was tied.

AZ won the OT coin toss and advanced to the LV37. They went for it on 4th-n-1 from there but Brown could not hold onto a Murray pass down the left side and the Raiders took over. On the edge of FG range, they faced 2nd-n-10 at the AZ39 when Carr hit WR Hunter Renfrow with a short pass but LB Isaiah Simmons dislodged the ball with a devastating hit. CB Byron Murphy scooped the loose ball and returned it 59 yards down the sideline to clinch the amazing comeback victory.

SCORING DRIVES

TEAM	QTR	TIME	SCORING PLAY	ARI	LV
Raiders	1	05:22	D.Adams 1 yd. pass from D.Carr (D.Carlson kick) (15-75, 9:38)	0	7
Raiders	2	11:40	D.Carlson 32 yd. Field Goal (9-66, 4:41)	0	10
Raiders	2	07:00	D.Waller 3 yd. pass from D.Carr (D.Carlson kick) (7-59, 2:02)	0	17
Raiders	2	00:00	D.Carlson 55 yd. Field Goal (9-36, 1:51)	0	20
Cardinals	3	06:03	G.Dortch 5 yd. pass from K.Murray (M.Prater kick) (11-79, 5:27)	7	20
Raiders	3	01:38	D.Carlson 25 yd. Field Goal (8-68, 4:25)	7	23
Cardinals	4	08:13	D.Williams 1 yd. run (K.Murray run) (9-54, 3:54)	15	23
Cardinals	4	00:00	K.Murray 3 yd. run (18-73, 4:43)	21	23
Cardinals	OT	03:51	B.Murphy 59 yd. fumble return	29	23

Team Statistics

	Cardinals	Raiders
First Downs	28	20
3rd-Down Eff. (Made/Att/Pct)	3/13/23%	6/11/55%
4th-Down Eff. (Made/Att/Pct)	3/5/60%	0/0/0%
Total Net Yards	413	324
Total Plays	78	61
Yards Per Play	5.3	5.3
Rushes/Net Yards	28/143	21/80
Net Passing	270	244
Pass Attempts/Completions	49/31	39/25
Had Intercepted	1	0
Sacked/Yards Lost	1/7	1/8
Punts/Average	3/45.3	3/53.7
Penalties/Yards	12/120	10/68
Fumbles/Lost	0/0	2/1
Possession Time	36:22	29:47

ARIZONA CARDINALS

PASSING	ATT	CP	YDS	SK/YD	TD	LG	INT	RTG
Kyler Murray	49	31	277	1/7	1	29	1	76.7
TOTAL	49	31	277	1/7	1	29	1	76.7

RUSHING	ATT	YDS	AVG	LG	TD
Darrel Williams	8	59	7.4	30	1
Eno Benjamin	8	31	3.9	7	0
Kyler Murray	5	28	5.6	10	1
James Conner	7	25	3.6	6	0
TOTAL	28	143	5.1	30	2

RECEIVING	NO	YDS	AVG	LG	TD
Zach Ertz	8	75	9.4	16	0
Marquise Brown	6	68	11.3	24	0
Greg Dortch	4	55	13.8	29	1
Eno Benjamin	3	20	6.7	9	0
A.J. Green	3	16	5.3	10	0
James Conner	2	26	13.0	21	0
Andre Baccellia	2	12	6.0	11	0
Darrel Williams	2	3	1.5	2	0
Stephen Anderson	1	2	2.0	2	0
TOTAL	31	277	8.9	29	1

TOP DEFENSE	TOT	SOLO	AST	SCK	YDS	INT
Jalen Thompson	10	7	3	0.0	0.0	0
Zaven Collins	8	5	3	0.0	0.0	0
Budda Baker	6	5	1	0.0	0.0	0

FIELD GOALS	FGM/FGA	PERCENT	RESULTS
	No Field Goals		

LAS VEGAS RAIDERS

PASSING	ATT	CP	YDS	SK/YD	TD	LG	INT	RTG
Derek Carr	39	25	252	1/8	2	23	0	99.5
TOTAL	39	25	252	1/8	2	23	0	99.5

RUSHING	ATT	YDS	AVG	LG	TD
Josh Jacobs	19	69	3.6	13	0
Derek Carr	1	9	9.0	9	0
Zamir White	1	2	2.0	2	0
TOTAL	21	80	3.8	13	0

RECEIVING	NO	YDS	AVG	LG	TD
Hunter Renfrow	7	59	8.4	20	0
Darren Waller	6	50	8.3	19	1
Mack Hollins	5	66	13.2	23	0
Foster Moreau	3	30	10.0	19	0
Davante Adams	2	12	6.0	11	1
Ameer Abdullah	1	23	23.0	23	0
Josh Jacobs	1	12	12.0	12	0
TOTAL	25	252	10.1	23	2

TOP DEFENSE	TOT	SOLO	AST	SCK	YDS	INT
Divine Deablo	16	6	10	0.0	0.0	0
Jayon Brown	12	8	4	0.0	0.0	0
Nate Hobbs	11	9	2	0.0	0.0	0

FIELD GOALS	FGM/FGA	PERCENT	RESULTS
Daniel Carlson	3-3	100.0	32G, 55G, 25G
TOTAL	3-3	100.0	

CARDINALS GAME SUMMARIES



WEEK 3

Los Angeles Rams 20, Arizona Cardinals 12
63,243 ■ **State Farm Stadium** ■ **Sep 25, 2022**



Los Angeles Rams	10	3	7	0	—	20
Arizona Cardinals	0	6	3	3	—	12

In a match-up of 1-1 teams, the defending Super Bowl champion Rams came to State Farm Stadium and jumped out to an early 13-0 lead, thanks to a pair of field goals and a TD. The Cardinals would respond with the game's next three scores. They were lengthy drives of 19, 17 and 16 plays that produced FGs rather than TDs but it still got AZ to within 4 points late in the third quarter. However, LA's second TD of the day made it 20-9 and the Cards would only be able to close to within 8 before running out of time. QB Kyler Murray set career highs in completions (37) and attempts (58) and his favorite target was Marquise Brown. The WR racked up 140 yards on a career-best 14 receptions, a total that tied the 2nd most in franchise history.

The Rams forced a punt on the Cardinals' game opening drive and LA's Michael Hoecht got a hand on it to set the visitors up at the AZ35. Arizona's defense rose to the challenge and limited the Rams to a 22-yard Matt Gay FG that made it 3-0. Following a 3-n-out from the AZ offense, the Rams took over their own 42. Six plays later they had it at the AZ20 when WR Cooper Kupp went in motion, took a handoff from QB Matthew Stafford and raced around the left end for 20 yards and a TD that made it 10-0. Gay's 40-yard FG capped LA's next drive and put the Rams up 13-0 early in the 2nd quarter. With 11:21 left in the half, AZ took over at its own 30 and down 13-0. The Cards would move 65 yards in 19 plays, converting a pair of 4th downs on a much-needed drive. It would reach the 5 but no further and Matt Prater's 23-yard FG made it 13-3 with 1:51 before halftime. After forcing another 3-n-out by the LA offense, the Cards took over at their own 28 with :48 left in the first half. Murray moved them 47 yards, the biggest chunk of which came on a 30-yard completion to WR Greg Dortch on the last play before Prater's 45-yard FG made it 13-65 at intermission.

Arizona opened the 2nd half by forcing a 3-n-out that included a JJ Watt sack of Stafford. The Cards offense then took over at its own 11 and soon faced a 4th-n-1 at the 20; they went for it and RB James Conner converted. The drive would reach the LA31 and Prater's 3rd straight FG – this one from 49 – made it a 4-point game with 5:10 to go in the 3rd quarter. On the ensuing LA possession, the Rams soon faced a 3rd-n-11 from their own 24 when Stafford escaped a sack from LB Zaven Collins and hit Cupp for 11 and the first down. A screen to TE Tyler Higbee picked up 26 yards and Cam Akers' 14-yard TD run ended the drive to put LA up 20-9 with 16 minutes to play. With 11:30 remaining, the Cards had reached the LA26 where they went for it on 4th-n-4 but Murray's pass attempt to Brown was batted away. Up 11 with 7 minutes to go, the Rams advanced to AZ1 and poised to put the game away; however, S Budda Baker forced an Akers fumble that Jalen Thompson recovered to keep it a 2-possession game. Murray would move AZ to the LA13 in 16 plays – the longest of which was 14 yards – and Prater's 31-yard FG with 1:07 pulled the Cards to within 8. They would need an onside kick recovery to keep their hopes alive but the Rams dashed them by successfully corraling the kick.

SCORING DRIVES

TEAM	QTR	TIME	SCORING PLAY	LAR	ARI
Rams	1	09:45	M.Gay 22 yd. Field Goal (8-31, 3:49)	3	0
Rams	1	04:00	C.Kupp 20 yd. run (M.Gay kick) (7-58, 4:50)	10	0
Rams	2	13:23	M.Gay 40 yd. Field Goal (6-58, 3:08)	13	0
Cardinals	2	01:51	M.Prater 23 yd. Field Goal (19-65, 9:30)	13	3
Cardinals	2	00:02	M.Prater 43 yd. Field Goal (8-47, 0:46)	13	6
Cardinals	3	05:10	M.Prater 49 yd. Field Goal (16-58, 7:47)	13	9
Rams	3	01:00	C.Akers 14 yd. run (M.Gay kick) (8-75, 4:10)	20	9
Cardinals	4	01:07	M.Prater 31 yd. Field Goal (17-84, 5:32)	20	12

Team Statistics

	Rams	Cardinals
First Downs	15	23
3rd-Down Eff. (Made/Att/Pct)	3/8/38%	6/18/33%
4th-Down Eff. (Made/Att/Pct)	0/0/0%	4/5/80%
Total Net Yards	339	365
Total Plays	46	81
Yards Per Play	7.4	4.5
Rushes/Net Yards	20/100	21/70
Net Passing	239	295
Pass Attempts/Completions	25/18	58/37
Had Intercepted	0	0
Sacked/Yards Lost	1/10	2/19
Punts/Average	3/45.0	4/40.0
Penalties/Yards	6/35	6/50
Fumbles/Lost	1/1	1/0
Possession Time	26:04	33:56

LOS ANGELES RAMS

PASSING	ATT	CP	YDS	SK/YD	TD	LG	INT	RTG
Matthew Stafford	25	18	249	1/10	0	32	0	103.6
TOTAL	25	18	249	1/10	0	32	0	103.6

RUSHING	ATT	YDS	AVG	LG	TD
Cam Akers	12	61	5.1	14t	1
Cooper Kupp	1	20	20.0	20t	1
Darrell Henderson Jr.	4	17	4.3	7	0
Matthew Stafford	3	2	0.7	4	0
TOTAL	20	100	5.0	20T	2

RECEIVING	NO	YDS	AVG	LG	TD
Ben Skowronek	4	66	16.5	32	0
Tyler Higbee	4	61	15.3	26	0
Cooper Kupp	4	44	11.0	14	0
Brandon Powell	3	27	9.0	16	0
Allen Robinson II	2	23	11.5	15	0
Kendall Blanton	1	28	28.0	28	0
TOTAL	18	249	13.8	32	0

TOP DEFENSE	TOT	SOLO	AST	SCK	YDS	INT
Derion Kendrick	9	9	0	0.0	0.0	0
Bobby Wagner	9	6	3	0.0	0.0	0
Jalen Ramsey	8	8	0	0.0	0.0	0

FIELD GOALS	FGM/FGA	PERCENT	RESULTS
Matt Gay	2-2	100.0	22G, 40G
TOTAL	2-2	100.0	

ARIZONA CARDINALS

PASSING	ATT	CP	YDS	SK/YD	TD	LG	INT	RTG
Kyler Murray	58	37	314	2/19	0	30	0	77.8
TOTAL	58	37	314	2/19	0	30	0	77.8

RUSHING	ATT	YDS	AVG	LG	TD
James Conner	13	39	3.0	10	0
Eno Benjamin	5	16	3.2	9	0
Kyler Murray	2	8	4.0	6	0
Darrel Williams	1	7	7.0	7	0
TOTAL	21	70	3.3	10	0

RECEIVING	NO	YDS	AVG	LG	TD
Marquise Brown	14	140	10.0	20	0
Greg Dortch	9	80	8.9	30	0
Zach Ertz	6	45	7.5	12	0
James Conner	3	18	6.0	7	0
Andre Baccellia	2	13	6.5	10	0
Eno Benjamin	2	7	3.5	6	0
Andy Isabella	1	11	11.0	11	0
TOTAL	37	314	8.5	30	0

TOP DEFENSE	TOT	SOLO	AST	SCK	YDS	INT
Budda Baker	8	5	3	0.0	0.0	0
Jalen Thompson	7	5	2	0.0	0.0	0
Zaven Collins	4	4	0	0.0	0.0	0

FIELD GOALS	FGM/FGA	PERCENT	RESULTS
Matt Prater	4-4	100.0	23G, 43G, 49G, 31G
TOTAL	4-4	100.0	

CARDINALS GAME SUMMARIES



26

WEEK 4

Arizona Cardinals 26, Carolina Panthers 16

69,810 ■ Bank of America Stadium ■ Oct 2, 2022



16

Arizona Cardinals	0	3	7	16	—	26
Carolina Panthers	0	10	0	6	—	16

The Cardinals traveled to Carolina for a week 4 match-up of teams desperately trying to even their record at 2-2. Arizona had not won a regular season game there since 2002 and the Panthers had won 6 straight in the series. Through two quarters, it looked like they were on their way to making it 7 and took a 10-3 lead into halftime. But the Cards ran off 23 points in the second half as Kyle Murray threw two TDs and ran for another. The AZ defense, meanwhile, was exceptional throughout; it created three takeaways and generally harassed Panthers QB Baker Mayfield all afternoon while limiting RB Christian McCaffrey to 27 rushing yards on 8 attempts. Leading that effort was DE Zach Allen who had a career-day; he finished with 6 tackles, a sack, three knockdowns, two QB hits and a tackle for loss. All of it added up to a 26-16 win that continued Arizona's success on the road with 10 wins in its last 11 opportunities.

On their first possession of the game, the Panthers were stopped on a 3rd-n-1 Mayfield QB sneak and went for it on 4th-n-inches from their own 39; led by LB Zaven Collins, the Cards D stopped McCaffrey and the offense took over. The Cards reached the Carolina 10 where they faced a 4th-n-1 themselves but WR Rondale Moore was tackled behind the line of scrimmage and the threat was extinguished. The game remained scoreless into the 2nd quarter before the Panthers defense created its first points. On 3rd-n-6 from the AZ31, LB Frankie Luvi intercepted a Murray pass intended for Hollywood Brown and returned it 33 yards for a TD. The next series saw the Cards go for it again on 4th-n-1 - this time from their own 42 - but turned it over on downs when the snap went over Murray's head. That gave it back to the Panthers at the AZ42 with 9:02 to go before halftime but they would soon return it. A fumbled exchange between Mayfield and WR Rashard Higgins was recovered by Arizona LB Ben Niemann at the AZ35. The Cards offense then went 50 yards in 8 plays and pull to within 7-3 on Matt Prater's 33-yard FG with 3:34 left in the 2nd quarter. S Jalen Thompson's INT gave the offense the ball back at the AZ18 with 1:05 to go in the half. After a 3-n-out, Carolina took over at its own 35 with :21 left and advanced to the AZ36 on 4 completions before Eddy Pineiro's 54-yard FG as the half expired made it 10-3.

Carolina got the ball to start the 2nd half but on its 3rd play from scrimmage, Allen's 9-yard sack of Mayfield forced a punt. The Cards would then tie the game with a 9-play, 89-yard TD drive. Key plays were a 22-yard reception by TE Zach Ertz and a 37-yard defensive pass interference penalty drawn by WR Marquise Brown. Ertz ended it with a TD pass from Murray on 3rd-n-goal from the 2. After again forcing a Panther punt, the Cards embarked on another long drive, this one consuming 9:26 and extending into the 4th quarter. Matt Prater capped it with his 39-yard FG that gave AZ its first lead at 13-10. On the next play from scrimmage, DE J.J. Watt deflected a Mayfield pass into the air where LB Dennis Gardeck caught it and returned his first career INT 24 yards to the Carolina 5. A play later, Murray ran it in around the right side for a 4-yard TD that made it 20-10 with 10:26 left in the game. Carolina's ensuing series ended when Allen knocked down another Mayfield pass, this time on 4th-n-1 at the CAR 31. Two plays later on 3rd-n-3 from the 23, Murray hit Brown with an over-the-shoulder throw and the WR artfully tapped his toes just inside the end zone. The connection put AZ up 26-10 with 7:37 to play and the game's only other score came on a Mayfield-to-McCaffrey TD pass of 13 yards.

SCORING DRIVES

TEAM	QTR	TIME	SCORING PLAY	ARI	CAR
Panthers	2	12:13	F.Luvu 33 yd. interception return (E.Pineiro kick)	0	7
Cardinals	2	03:34	M.Prater 33 yd. Field Goal (8-50, 3:19)	3	7
Panthers	2	00:00	E.Pineiro 54 yd. Field Goal (5-29, 0:21)	3	10
Cardinals	3	07:42	Z.Ertz 2 yd. pass from K.Murray (M.Prater kick) (9-89, 5:08)	10	10
Cardinals	4	11:22	M.Prater 39 yd. Field Goal (15-57, 9:26)	13	10
Cardinals	4	10:26	K.Murray 4 yd. run (M.Prater kick) (2-5, 0:42)	20	10
Cardinals	4	07:37	M.Brown 23 yd. pass from K.Murray (pass failed) (3-31, 1:36)	26	10
Panthers	4	04:47	C.McCaffrey 13 yd. pass from B.Mayfield (pass failed) (9-74, 2:50)	26	16

Team Statistics

	Cardinals	Panthers
First Downs	20	11
3rd-Down Eff. (Made/Att/Pct)	6/15/40%	2/10/20%
4th-Down Eff. (Made/Att/Pct)	0/2/0%	1/3/33%
Total Net Yards	338	220
Total Plays	70	51
Yards Per Play	4.8	4.3
Rushes/Net Yards	37/132	13/40
Net Passing	206	180
Pass Attempts/Completions	32/23	36/22
Had Intercepted	1	2
Sacked/Yards Lost	1/1	2/17
Punts/Average	3/56.7	4/52.3
Penalties/Yards	7/61	6/76
Fumbles/Lost	2/0	2/1
Possession Time	38:35	21:25

ARIZONA CARDINALS

PASSING	ATT	CP	YDS	SK/YD	TD	LG	INT	RTG
Kyler Murray	32	23	207	1/1	2	23t	1	96.7
TOTAL	32	23	207	1/1	2	23T	1	96.7

RUSHING	ATT	YDS	AVG	LG	TD
James Conner	15	55	3.7	8	0
Eno Benjamin	5	36	7.2	15	0
Kyler Murray	12	26	2.2	10	1
Darrel Williams	4	19	4.8	13	0
Rondale Moore	1	-4	-4.0	-4	0
TOTAL	37	132	3.6	15	1

RECEIVING	NO	YDS	AVG	LG	TD
Marquise Brown	6	88	14.7	23t	1
Zach Ertz	6	47	7.8	23	1
Trey McBride	3	24	8.0	11	0
James Conner	3	22	7.3	14	0
Rondale Moore	3	11	3.7	7	0
Eno Benjamin	1	9	9.0	9	0
Greg Dortch	1	6	6.0	6	0
TOTAL	23	207	9.0	23T	2

TOP DEFENSE	TOT	SOLO	AST	SCK	YDS	INT
Zaven Collins	8	6	2	0.0	0.0	0
Zach Allen	6	3	3	1.0	9.0	0
Budda Baker	5	2	3	0.0	0.0	0

FIELD GOALS	FGM/FGA	PERCENT	RESULTS
Matt Prater	2-2	100.0	33G, 39G
TOTAL	2-2	100.0	

CAROLINA PANTHERS

PASSING	ATT	CP	YDS	SK/YD	TD	LG	INT	RTG
Baker Mayfield	36	22	197	2/17	1	34	2	61.9
TOTAL	36	22	197	2/17	1	34	2	61.9

RUSHING	ATT	YDS	AVG	LG	TD
Christian McCaffrey	8	27	3.4	10	0
DJ Moore	1	11	11.0	11	0
D'Onta Foreman	1	2	2.0	2	0
Baker Mayfield	2	0	0.0	0	0
Laviska Shenault Jr.	1	0	0.0	0	0
TOTAL	13	40	3.1	11	0

RECEIVING	NO	YDS	AVG	LG	TD
Christian McCaffrey	9	81	9.0	34	1
DJ Moore	6	50	8.3	16	0
Tommy Tremble	3	34	11.3	16	0
Robbie Anderson	3	26	8.7	13	0
Ian Thomas	1	6	6.0	6	0
TOTAL	22	197	9.0	34	1

TOP DEFENSE	TOT	SOLO	AST	SCK	YDS	INT
Frankie Luvi	11	6	5	0.0	0.0	1
Shaq Thompson	8	3	5	0.0	0.0	0
Brian Burns	7	4	3	1.0	1.0	0

FIELD GOALS	FGM/FGA	PERCENT	RESULTS
Eddy Pineiro	1-1	100.0	54G
TOTAL	1-1	100.0	

CARDINALS GAME SUMMARIES



WEEK 5

Philadelphia Eagles 20, Arizona Cardinals 17

63,919 ■ State Farm Stadium ■ Oct 9, 2022



Philadelphia Eagles	7	7	3	3	—	20
Arizona Cardinals	0	10	0	7	—	17

In week 5, the NFL's only remaining undefeated team came to State Farm Stadium when the 2-2 Cardinals hosted the 4-0 Philadelphia Eagles. The visitors took an early 14-0 but the Cards battled back to tie it at 17 in the 4th. After Philly went up 3 on a go-ahead FG with 1:45 to play, Arizona had a chance to send the game into OT but a 43-yard FG try in the closing seconds was wide right. The Cardinals defense was exceptional holding Philadelphia to a season-low 20 points and just 6 in the second half. Marquise Brown led the Cards with 78 receiving yards on 8 catches with a TD.

The Eagles drew first blood with a TD on their opening offensive possession. Completions of 14 & 10 yards to TE Dallas Goedert were followed by two to WR AJ Brown (15 & 11) that kept the 11-play, 64-yard drive going. QB Jalen Hurts capped it with his 1-yard QB keeper and Philly led 7-0. On the next play from scrimmage, Tyler Murray's pass down the deep middle intended for Brown was intercepted by S CJ Gardner-Johnson, setting the Eagles up at their own 35. However, they would not capitalize as Arizona's defense sent them 3-n-out. Late in the opening quarter, Philly faced a 3rd-n-12 at its own 11 but Hurts found DeVonta Smith for 22 to the 33. A 20-yard connection between those 2 followed and the 16-play, 87-yard drive ultimately concluded with another 1-yard TD sneak. AZ seemed to seize some momentum on the opening play of the next Philly drive when S Jalen Thompson picked a Hurts pass across the middle but replay overturned it. The Cards still sent the Eagles 3-n-out and following the punt took over at their own 43 for their best field position of the day. A 13-yard James Conner run moved it to the 44 and was followed by a 14-yard Brown catch to the PHI32. On 3rd-n-2 from the 25, Murray found Brown in the middle of the field and the speedy WR slipped a tackle before racing into the end zone. AZ forced another Eagles punt and took over at its own 7 with 3:22 to go in the half. Stopped on 3rd down at their own 28, the Cards lined up to punt but ran a fake instead; the snap went to the up-back, RB Darrell Williams, who ran for 7 and picked up the first down. The very lengthy drive (16 plays, 91 yards) took 9:38 off the clock and Matt Amendola's 20-yard FG as the half expired trimmed Philly's lead to 14-10. Amendola was signed during the week as a replacement for the team's regular kicker, Matt Prater (hip).

Philly increased its lead to 17-10 on the opening drive of the 3rd quarter when Cameron Dicker's 42-yard FG capped a 10-play, 51-yard drive. After the teams traded punts, AZ took over at its own 10 in the final minute of the 3rd quarter. Injuries to starting RB James Conner as well as back-ups Darrell Williams and Jonathan Ward, left Eno Benjamin as the Cardinals only available RB. Thanks largely to Murray completing all 6 of his pass attempts on the drive (for 58 yards), AZ reached the PHI11 in 11 plays; from there Benjamin ran it in to tie the game with 9:43 to go in the game. Hurts then led the Eagles into AZ territory and with 4:28 left, they faced 3rd-n-12 at the Cards 36; they picked it up thanks to a 16-yard Hurts-to-Goedert completion. The drive would reach the AZ5 and Dicker's 23-yard FG put Philly up 20-17. After the kickoff, the Cards took over at their own 25 with 1:45 to go and no timeouts. A 15-yard Murray run and 4 completions covered 31 yards, taking the Cards to the PHI34 with :36 left. A Murray burst up the middle appeared to gain 10+ yards on 2nd-n-10 and the Cards stopped the clock with a spike with :22 left. However, officials spotted it as just a 9-yard gain and after the spike it was 4th-n-1 at the 25. AZ sent out the FG unit to tie it but Amendola's 43-yard attempt sailed right.

SCORING DRIVES

TEAM	QTR	TIME	SCORING PLAY	PHI	ARI
Eagles	1	08:02	J.Hurts 1 yd. run (C.Dicker kick) (11-64, 4:13)	7	0
Eagles	2	10:11	J.Hurts 1 yd. run (C.Dicker kick) (16-87, 7:20)	14	0
Cardinals	2	05:24	M.Brown 25 yd. pass from K.Murray (M.Ammendola kick) (6-57, 2:16)	14	7
Cardinals	2	00:00	M.Ammendola 20 yd. Field Goal (16-91, 3:22)	14	10
Eagles	3	09:57	C.Dicker 42 yd. Field Goal (10-51, 5:03)	17	10
Cardinals	4	09:43	E.Benjamin 11 yd. run (M.Ammendola kick) (12-90, 5:37)	17	17
Eagles	4	01:45	C.Dicker 23 yd. Field Goal (17-70, 7:58)	20	17

Team Statistics

	Eagles	Cardinals
First Downs	24	23
3rd-Down Eff. (Made/Att/Pct)	6/13/46%	8/14/57%
4th-Down Eff. (Made/Att/Pct)	1/1/100%	1/1/100%
Total Net Yards	357	363
Total Plays	71	69
Yards Per Play	5.0	5.3
Rushes/Net Yards	33/139	26/124
Net Passing	218	239
Pass Attempts/Completions	36/26	42/28
Had Intercepted	0	1
Sacked/Yards Lost	2/21	1/11
Punts/Average	4/47.0	4/49.0
Penalties/Yards	3/30	2/15
Fumbles/Lost	1/0	0/0
Possession Time	34:39	25:21

PHILADELPHIA EAGLES

PASSING	ATT	CP	YDS	SK/YD	TD	LG	INT	RTG
Jalen Hurts	36	26	239	2/21	0	31	0	89.9
TOTAL	36	26	239	2/21	0	31	0	89.9

RUSHING	ATT	YDS	AVG	LG	TD
Jalen Hurts	15	61	4.1	17	2
Miles Sanders	15	58	3.9	12	0
Kenneth Gainwell	3	20	6.7	11	0
TOTAL	33	139	4.2	17	2

RECEIVING	NO	YDS	AVG	LG	TD
DeVonta Smith	10	87	8.7	22	0
Dallas Goedert	8	95	11.9	31	0
A.J. Brown	3	32	10.7	15	0
Quez Watkins	3	19	6.3	7	0
Miles Sanders	2	6	3.0	8	0
TOTAL	26	239	9.2	31	0

TOP DEFENSE	TOT	SOLO	AST	SCK	YDS	INT
C.J. Gardner-Johnson	10	10	0	0.0	0.0	1
Darius Slay	9	7	2	0.0	0.0	0
T.J. Edwards	8	5	3	0.0	0.0	0

FIELD GOALS	FGM/FGA	PERCENT	RESULTS
Cameron Dicker	2-2	100.0	42G, 23G
TOTAL	2-2	100.0	

ARIZONA CARDINALS

PASSING	ATT	CP	YDS	SK/YD	TD	LG	INT	RTG
Kyler Murray	42	28	250	1/11	1	28	1	80.5
TOTAL	42	28	250	1/11	1	28	1	80.5

RUSHING	ATT	YDS	AVG	LG	TD
James Conner	9	55	6.1	17	0
Kyler Murray	4	42	10.5	15	0
Eno Benjamin	8	25	3.1	11t	1
Darrel Williams	3	9	3.0	7	0
Rondale Moore	2	-7	-3.5	-2	0
TOTAL	26	124	4.8	17	1

RECEIVING	NO	YDS	AVG	LG	TD
Marquise Brown	8	78	9.8	25t	1
Rondale Moore	7	68	9.7	28	0
Zach Ertz	6	48	8.0	11	0
Eno Benjamin	3	28	9.3	16	0
A.J. Green	3	20	6.7	9	0
James Conner	1	8	8.0	8	0
TOTAL	28	250	8.9	28	1

TOP DEFENSE	TOT	SOLO	AST	SCK	YDS	INT
Isaiah Simmons	13	8	5	0.0	0.0	0
Byron Murphy Jr.	9	7	2	0.5	5.0	0
Marco Wilson	8	7	1	0.0	0.0	0

FIELD GOALS	FGM/FGA	PERCENT	RESULTS
Matt Amendola	1-2	50.0	20G, 43WR
TOTAL	1-2	50.0	

CARDINALS GAME SUMMARIES



WEEK 6

Arizona Cardinals 9, Seattle Seahawks 19
68,867 ■ Lumen Field ■ Oct 16, 2022



Arizona Cardinals	3	0	6	0	—	9
Seattle Seahawks	3	6	3	7	—	19

On a warm, sunny week 6 afternoon in Seattle, the Cardinals faced the Seahawks in a match-up of 2-3 teams that were playing for a share of the division lead. Each team would produce just one touchdown but Seattle complemented theirs with 4 Jason Myers FGs while the Cardinals turned it over on downs 3 times when going for it on 4th-n-short situations inside the SEA 30. After losing 3 RBs to injury the week before, the Cardinals offense started the game without C Rodney Hudson and soon lost G Justin Pugh to injury. Arizona's defense was again exceptional, limiting Seattle to 19 points and just one touchdown. But that one TD and the 4 FGs were enough for Seattle to secure a 19-9 win on this day to secure the win.

Arizona opened the game by taking the opening kickoff and marching deep into Seattle territory thanks to a pair of big gains on 3rd down. The first came when Kyle Murray converted a 3rd-n-4 from the AZ25 with his 42-yard run to the SEA33. Then on 3rd-6 from the SEA26, a 23-yard catch-and-run by WR Rondale Moore took it to the 3. That set-up Matt Amendola's 23-yard FG that gave Arizona a 3-0 lead and its first opening quarter points of the season. Seattle responded with a FG drive of its own and Jason Myers' 39-yard kick tied the game with 6:41 left in the first quarter; 47 of the drive's 54 yards came on consecutive Kenneth Walker runs of 17 and 34 yards. On the first play of the 2nd quarter, the Cards went for it on 4th-n-4 from the SEA20 but turned it over on downs when Murray's pass was incomplete. Midway thru the 2nd quarter, Seattle marched to the AZ7 and faced a 3rd-n-2. DT Rashard Lawrence tackled Walker in the backfield for a 2-yard loss and Myers' 27-yard FG put the Seahawks up 6-3. With 0:55 left in the first half, Seattle took over at its own 32 with one timeout. A 22-yard Marquise Goodwin reception on the drive's first play was followed by Smith's 24-yard scramble to the AZ22. The Seahawks would reach the 15 but no further and Myers' 3rd FG of the game – this one a 34-yarder – made it 9-3 at intermission.

After forcing a Seattle 3-n-out to open the 3rd quarter, Arizona again advanced deep into Seahawks territory. The biggest plays were a 14-yard Moore reception and a 15-yard Murray run. The Cards faced 4th-n-2 at the 27 and again went for it but under pressure, Murray was forced into an incompleteness. Seattle took over from there and received the benefit of a roughing the passer call as well as a defensive holding flag that wiped out a 3rd down stop. Myers' 4th FG of the day (32 yards) would end the drive and put the Seahawks up 12-3 with 4:11 left in the 3rd quarter. On the first play of the next drive, Murray hit Zach Ertz for a 21-yard gain to the SEA43. On 3rd-n-6 from the SEA39, Murray scrambled for the first down but fumbled at the end of the run and Seattle recovered at its own 19. AZ's defense sent the Seahawks 3-n-out, including a sack by rookie LB Myjai Sanders that backed it up to the 10 and forced a Seattle punt from its own end zone. On a frenetic play, LB Ezekiel Turner hit punter Michael Dickson forcing a fumble that S Chris Banjo recovered for a TD. After the PAT kick failed, the Cards trailed 12-9 in the final minute of the 3rd quarter. The Seahawks responded by moving 75 yards in 7 plays and capped it with their first and only TD of the day, an 11-yard Walker run around the left end. Trailing by 10 early in the 4th, the Cards would again advance deep into Seattle territory and again went for it on a 4th-n-short; this time it was 4th-n-2 at the 23 and SEA ended the threat with a sack. The AZ defense would force 3-n-outs on the next two Seattle possessions but the offense could not take advantage and the game ended in a 19-9 Seahawks win.

SCORING DRIVES

TEAM	QTR	TIME	SCORING PLAY	ARI	SEA
Cardinals	1	10:20	M.Amendola 23 yd. Field Goal (10-76, 4:40)	3	0
Seahawks	1	06:41	J.Myers 39 yd. Field Goal (8-54, 3:39)	3	3
Seahawks	2	06:05	J.Myers 27 yd. Field Goal (10-51, 4:44)	3	6
Seahawks	2	00:00	J.Myers 34 yd. Field Goal (7-53, 0:55)	3	9
Seahawks	3	04:11	J.Myers 32 yd. Field Goal (9-58, 5:00)	3	12
Cardinals	3	00:54	C.Banjo fumble recovery in end zone (kick failed, wl)	9	12
Seahawks	4	13:24	K.Walker 11 yd. run (J.Myers kick) (7-75, 2:30)	9	19

Team Statistics

	Cardinals	Seahawks
First Downs	15	19
3rd-Down Eff. (Made/Att/Pct)	4/16/25%	4/14/29%
4th-Down Eff. (Made/Att/Pct)	1/5/20%	0/1/0%
Total Net Yards	315	296
Total Plays	71	66
Yards Per Play	4.4	4.5
Rushes/Net Yards	28/144	30/136
Net Passing	171	160
Pass Attempts/Completions	37/23	31/20
Had Intercepted	1	0
Sacked/Yards Lost	6/51	5/37
Punts/Average	4/40.5	6/48.8
Penalties/Yards	6/53	6/44
Fumbles/Lost	3/1	2/1
Possession Time	30:44	29:16

ARIZONA CARDINALS

PASSING	ATT	CP	YDS	SK/YD	TD	LG	INT	RTG
Kyler Murray	37	23	222	6/51	0	32	1	67.6
TOTAL	37	23	222	6/51	0	32	1	67.6
RUSHING	ATT	YDS	AVG	LG	TD			
Kyler Murray	10	100	10.0	42	0			
Eno Benjamin	15	37	2.5	6	0			
Keaontay Ingram	3	7	2.3	7	0			
TOTAL	28	144	5.1	42	0			
RECEIVING	NO	YDS	AVG	LG	TD			
Zach Ertz	7	70	10.0	32	0			
Rondale Moore	6	49	8.2	26	0			
Marquise Brown	5	68	13.6	26	0			
Eno Benjamin	3	28	9.3	12	0			
A.J. Green	2	7	3.5	5	0			
TOTAL	23	222	9.7	32	0			
TOP DEFENSE	TOT	SOLO	AST	SCK	YDS	INT		
Zaven Collins	8	4	4	2.0	18.0	0		
Markus Golden	8	4	4	1.0	6.0	0		
Jalen Thompson	7	5	2	0.0	0.0	0		
FIELD GOALS	FGM/FGA	PERCENT	RESULTS					
Matt Amendola	1-1	100.0	23G					
TOTAL	1-1	100.0						

SEATTLE SEAHAWKS

PASSING	ATT	CP	YDS	SK/YD	TD	LG	INT	RTG
Geno Smith	31	20	197	5/37	0	22	0	82.3
TOTAL	31	20	197	5/37	0	22	0	82.3
RUSHING	ATT	YDS	AVG	LG	TD			
Kenneth Walker III	21	97	4.6	34	1			
Geno Smith	6	48	8.0	24	0			
DeeJay Dallas	2	1	0.5	2	0			
Michael Dickson	1	-10	-10.0	-10	0			
TOTAL	30	136	4.5	34	1			
RECEIVING	NO	YDS	AVG	LG	TD			
Noah Fant	6	45	7.5	15	0			
Dee Eskridge	3	39	13.0	16	0			
DK Metcalf	2	34	17.0	17	0			
Marquise Goodwin	2	26	13.0	22	0			
Tyler Lockett	2	17	8.5	10	0			
Kenneth Walker III	2	13	6.5	7	0			
Colby Parkinson	2	11	5.5	7	0			
Will Dissly	1	12	12.0	12	0			
TOTAL	20	197	9.9	22	0			
TOP DEFENSE	TOT	SOLO	AST	SCK	YDS	INT		
Jordyn Brooks	11	6	5	0.0	0.0	0		
Coby Bryant	8	5	3	0.0	0.0	0		
Ryan Neal	7	6	1	1.0	6.0	0		
FIELD GOALS	FGM/FGA	PERCENT	RESULTS					
Jason Myers	4-4	100.0	39G, 27G, 34G, 32G					
TOTAL	4-4	100.0						

CARDINALS GAME SUMMARIES



WEEK 7

New Orleans Saints 34, Arizona Cardinals 42
63,290 ■ **State Farm Stadium** ■ **Oct 20, 2022**



New Orleans Saints	7	7	3	17	—	34
Arizona Cardinals	3	25	7	7	—	42

In a Thursday night match-up vs. New Orleans, the Cardinals improved to 3-4 on the season with a 42-34 victory. They trailed 14-6 with 2:30 to play in the 2nd quarter but exploded for 22 points before halftime in a frenetic, game-changing sequence. Two of the three scores came 62 seconds apart on INT return TDs off Andy Dalton, first by CB Marco Wilson and then by LB Isaiah Simmons. Overall the Cards enjoyed a 3-0 advantage in turnovers. The team was also bolstered tremendously by the return of WR DeAndre Hopkins who had 10 receptions for 103 yards in his first action after missing the first 6 games due to suspension. RB Eno Benjamin had the best game of his career, rushing 12 times for 92 yards with a TD as well as a 2-point conversion. QB Kyle Murray was 20-10 passing for 204 yards and ran for 30 yards on 7 carries while playing turnover-free football.

The high-scoring game's point production began early. On the 4th play from scrimmage, Dalton connected down the deep middle with WR Rashid Shaheed for a 53-yard TD. On the ensuing AZ drive, a 31-yard completion to WR Rondale Moore moved it to the NO37. That set-up a 50-yard FG by Rodrigo Blankenship in his first attempt while filling in for the injured Matt Prater. Leading 7-3, the Saints advanced to the AZ10 on their next drive but on 3rd-n-8 from there, Dalton's pass was picked off in the end zone by CB Antonio Hamilton. A 17-yard Murray run was followed by a 45-yarder from Benjamin, setting up Blankenship's 28-yard FG that made it 7-6 early in the 2nd quarter. The Saints responded with a drive that ended on a 3-yard Dalton TD pass to Taysom Hill; it was set-up by a 64-yard catch-n-run from WR Kevin White. Thanks to 6-for-6 passing by Murray, the Cards would move deep into Saints territory on their next drive and went for it on 4th-n-1 at the 4. Murray ran for 2 to the 2 and a play later, rookie RB Keontay Ingram punched it in; that score and Benjamin's run on the 2-point try tied the game at 14 with 2:28 left in the half. On the 2nd play of the ensuing series, Dalton's pass across the middle deflected off the hands WR Marquez Callaway and into the arms of Wilson who raced 38 yards before a leaping dive into the end zone. Now trailing 20-14, the Saints faced a 3rd-n-10 at their own 47. Dalton was pressured by rookie LB Cameron Thomas and his pass down the middle of the field was snared with one hand by Simmons. He returned it 56 yards down the right sideline to complete the pick 6 and the Cards led 28-14 at intermission.

The Saints cut the lead to 28-17 with Will Lutz's FG (25) on their opening possession of the 2nd half. Later in the quarter, the Cards moved 85 yards in 12 plays and took 6:31 off the clock; Murray was 7-8 for 85 yards on the drive and ended it with his 5-yard TD pass to WR Greg Dortch. After Juwan Johnson's 17-yard TD catch from Dalton made it 35-24 with 11:14 to go, the Cards produced another TD drive. The key play was a 15-yard run from Benjamin on 3rd-n-8 from the NO20 and set-up his own 5-yard TD run that made it 42-24 with 6:22 remaining. The Saints would add a late TD and FG but AZ recovered two on-side attempts to seal the win.

SCORING DRIVES

TEAM	QTR	TIME	SCORING PLAY	NO	ARI
Saints	1	12:53	R.Shaheed 53 yd. pass from A.Dalton (W.Lutz kick) (4-75, 2:07)	7	0
Cardinals	1	10:54	R.Blankenship 50 yd. Field Goal (6-43, 1:59)	7	3
Cardinals	2	13:15	R.Blankenship 28 yd. Field Goal (9-70, 3:51)	7	6
Saints	2	10:29	T.Hill 3 yd. pass from A.Dalton (W.Lutz kick) (5-75, 2:46)	14	6
Cardinals	2	02:28	K.Ingram 2 yd. run (E.Benjamin run) (13-75, 8:01)	14	12
Cardinals	2	01:50	M.Wilson 38 yd. interception return (kick failed, wl)	14	20
Cardinals	2	00:46	I.Simmons 56 yd. interception return (K.Murray-Z.Ertz pass)	14	28
Saints	3	09:44	W.Lutz 25 yd. Field Goal (9-54, 4:16)	17	28
Cardinals	3	00:29	G.Dortch 5 yd. pass from K.Murray (R.Blankenship kick) (12-85, 6:31)	17	35
Saints	4	11:14	J.Johnson 17 yd. pass from A.Dalton (W.Lutz kick) (5-46, 1:40)	24	35
Cardinals	4	06:22	E.Benjamin 5 yd. run (R.Blankenship kick) (8-64, 4:52)	24	42
Saints	4	03:07	J.Johnson 1 yd. pass from A.Dalton (W.Lutz kick) (11-75, 3:15)	31	42
Saints	4	00:43	W.Lutz 45 yd. Field Goal (10-53, 1:57)	34	42

Team Statistics

	Saints	Cardinals
First Downs	25	21
3rd-Down Eff. (Made/Att/Pct)	6/13/46%	3/10/30%
4th-Down Eff. (Made/Att/Pct)	1/1/100%	1/1/100%
Total Net Yards	494	326
Total Plays	71	60
Yards Per Play	7.0	5.4
Rushes/Net Yards	22/85	29/137
Net Passing	409	189
Pass Attempts/Completions	49/32	29/20
Had Intercepted	3	0
Sacked/Yards Lost	0/0	2/15
Punts/Average	2/47.0	4/44.3
Penalties/Yards	8/49	4/20
Fumbles/Lost	0/0	2/0
Possession Time	29:02	30:58

NEW ORLEANS SAINTS

PASSING	ATT	CP	YDS	SK/YD	TD	LG	INT	RTG
Andy Dalton	47	30	361	0/0	4	64	3	89.1
Taysom Hill	2	2	48	0/0	0	41	0	118.8
TOTAL	49	32	409	0/0	4	64	3	93.0

RUSHING	ATT	YDS	AVG	LG	TD
Alvin Kamara	11	49	4.5	17	0
Andy Dalton	4	21	5.3	14	0
Taysom Hill	3	9	3.0	3	0
Mark Ingram II	4	6	1.5	5	0
TOTAL	22	85	3.9	17	0

RECEIVING	NO	YDS	AVG	LG	TD
Chris Olave	7	106	15.1	41	0
Alvin Kamara	7	56	8.0	12	0
TreQuan Smith	5	59	11.8	20	0
Juwan Johnson	5	32	6.4	17t	2
Mark Ingram II	3	16	5.3	11	0
Marquez Callaway	2	20	10.0	12	0
Kevin White	1	64	64.0	64	0
Rashid Shaheed	1	53	53.0	53t	1
Taysom Hill	1	3	3.0	3t	1
TOTAL	32	409	12.8	64	4

TOP DEFENSE	TOT	SOLO	AST	SCK	YDS	INT
Pete Werner	7	3	4	0.0	0.0	0
Chris Harris	6	5	1	0.0	0.0	0
Cameron Jordan	6	4	2	1.0	9.0	0

FIELD GOALS	FGM/FGA	PERCENT	RESULTS
Wil Lutz	2-2	100.0	25G, 45G
TOTAL	2-2	100.0	

ARIZONA CARDINALS

PASSING	ATT	CP	YDS	SK/YD	TD	LG	INT	RTG
Kyle Murray	29	20	204	2/15	1	31	0	100.4
TOTAL	29	20	204	2/15	1	31	0	100.4

RUSHING	ATT	YDS	AVG	LG	TD
Eno Benjamin	12	92	7.7	45	1
Kyle Murray	7	30	4.3	17	0
Keaontay Ingram	9	14	1.6	11	1
Greg Dortch	1	1	1.0	1	0
TOTAL	29	137	4.7	45	2

RECEIVING	NO	YDS	AVG	LG	TD
DeAndre Hopkins	10	103	10.3	18	0
Eno Benjamin	4	21	5.3	16	0
Keaontay Ingram	2	23	11.5	24	0
Zach Ertz	2	21	10.5	15	0
Rondale Moore	1	31	31.0	31	0
Greg Dortch	1	5	5.0	5t	1
TOTAL	20	204	10.2	31	1

TOP DEFENSE	TOT	SOLO	AST	SCK	YDS	INT
Zaven Collins	9	6	3	0.0	0.0	0
Antonio Hamilton	6	6	0	0.0	0.0	1
Byron Murphy Jr.	5	5	0	0.0	0.0	0

FIELD GOALS	FGM/FGA	PERCENT	RESULTS
Rodrigo Blankenship	2-2	100.0	50G, 28G
TOTAL	2-2	100.0	

CARDINALS GAME SUMMARIES



WEEK 8

Arizona Cardinals 26, Minnesota Vikings 34
66,742 U.S. Bank Stadium Oct 30, 2022



Arizona Cardinals	3	7	13	3	—	26
Minnesota Vikings	7	7	14	6	—	34

The 3-4 Cardinals traveled to the Twin Cities to face a 5-1 Vikings team that had won 4 straight and sat comfortably atop the NFC North. Despite at least five key players missing the game with injuries and spotting the hosts an early lead, Arizona came back to take the lead in the second half. However, three turnovers proved costly and the Vikings would emerge with a 34-26 win. WR DeAndre Hopkins was again outstanding, with 12 catches for 159 yards and a remarkable 1-handed TD catch. QB Tyler Murray threw for 326 yards and 3 TDs while WR Rondale Moore gained 92 yards on his 7 receptions that included a 38-yard TD catch. Minnesota was led by RB Dalvin Cook's 111 rushing yards and QB Kirk Cousins threw for a pair of TDs and ran for one.

The Vikings opened the scoring on the game's first drive, marching to the AZ17. On 3rd-n-4 from here, Cousins eluded the rush and scrambled 17 yards for a TD that put the Vikings up 7-0. The Cards quickly made it 7-3 on the next series when Matt Prater's 44-yard FG capped an 8-play, 49-yard drive. The ensuing possession saw Minnesota advance to the AZ38 where they faced a 4rd-n-2; the Vikes went for it but turned it over on downs with an incompleteness. They did, however, go up 14-3 the next time they got the ball on an 83-yard drive that Cousins ended with his 1-yard TD pass to TE Johnny Mundt. Down 11 with 3:39 to go in the half, the Cards took over at their own 28 and in 9 plays moved to the MIN6. On 3rd-n-2 from there, Murray fired to Hopkins in the end zone and the all-pro WR snared it with just his left hand to make it 14-10 with :47 left in the half. Minnesota would advance to the AZ38 where Greg Joseph attempted a 56-yard FG as time expired but it was blocked by Cards DT Leki Fotu.

On its second series of the 3rd quarter, AZ's offense took over at its own 48 following a Vikings 3-n-out. A 33-yard Hopkins completion from Murray moved it to the 8 and from there a Zach Ertz TD catch-n-run would put the Cards up 17-14 with 9:01 left in the third quarter. The Vikings responded with an 8-play, 75-yard TD drive and went ahead 21-17 following Alexander Mattison's 7-yard scoring run. On the next play from scrimmage, Murray's pass down the deep middle was INT'd by S Harrison Smith, setting MIN up at the AZ31. Four plays later, Cook's 4-yard TD run made it 28-17 with 4:07 to go in the third. Murray then completed 4 of 4 passes on the next drive for 70 yards; the biggest play was the final one, a 38-yard catch-n-run by Moore pulled the Cards to within 5 at 28-23 after the 2-point try failed. Three plays later, the Vikings forced a 3rd-n-5 from their own 30 when LB Isaiah Simmons stripped Cousins and recovered the fumble himself. That led to a 34-yard Prater FG early in the 4th that pulled AZ to within 2. The Cards D again forced a Vikings punt on the ensuing possession but returner Greg Dortch muffed it and MIN recovered at the AZ25. On 3rd-n-2 from the AZ5, Cousins hit WR KJ Osborn with a TD pass that made it 34-26 with 8:36 left after the PAT kick failed. Down 8, the Cards would possess the ball three more times. On the first, they reached the MIN44 but Murray's pass attempt to Ertz was INT'd by S Camryn Bynum. The next also reached the MIN44 before turning it over on downs. And the final one reached the MIN37 in the final minute but a pair of sacks ended the comeback hopes.

SCORING DRIVES

TEAM	QTR	TIME	SCORING PLAY	ARI	MIN
Vikings	1	10:12	K.Cousins 17 yd. run (G.Joseph kick) (10-75, 4:48)	0	7
Cardinals	1	06:04	M.Prater 44 yd. Field Goal (8-49, 4:08)	3	7
Vikings	2	09:54	J.Mundt 1 yd. pass from K.Cousins (G.Joseph kick) (9-83, 5:00)	3	14
Cardinals	2	00:47	D.Hopkins 6 yd. pass from K.Murray (M.Prater kick) (10-72, 2:52)	10	14
Cardinals	3	09:01	Z.Ertz 8 yd. pass from K.Murray (M.Prater kick) (5-52, 2:14)	17	14
Vikings	3	05:47	A.Mattison 7 yd. run (G.Joseph kick) (8-75, 3:14)	17	21
Vikings	3	04:07	D.Cook 4 yd. run (G.Joseph kick) (4-31, 1:20)	17	28
Cardinals	3	02:27	R.Moore 38 yd. pass from K.Murray (pass failed) (4-70, 1:40)	23	28
Cardinals	4	12:32	M.Prater 34 yd. Field Goal (7-8, 3:27)	26	28
Vikings	4	08:36	K.Osborn 5 yd. pass from K.Cousins (kick failed, hlu) (4-25, 1:58)	26	34

Team Statistics

	Cardinals	Vikings
First Downs	25	25
3rd-Down Eff. (Made/Att/Pct)	4/11/36%	6/13/46%
4th-Down Eff. (Made/Att/Pct)	0/1/0%	0/1/0%
Total Net Yards	375	381
Total Plays	70	68
Yards Per Play	5.4	5.6
Rushes/Net Yards	22/78	29/173
Net Passing	297	208
Pass Attempts/Completions	44/31	36/24
Had Intercepted	2	0
Sacked/Yards Lost	4/29	3/24
Punts/Average	3/46.3	5/46.6
Penalties/Yards	10/67	10/86
Fumbles/Lost	2/1	1/1
Possession Time	30:33	29:27

ARIZONA CARDINALS

PASSING	ATT	CP	YDS	SK/YD	TD	LG	INT	RTG
Kyler Murray	44	31	326	4/29	3	38T	2	95.5
TOTAL	44	31	326	4/29	3	38T	2	95.5

RUSHING	ATT	YDS	AVG	LG	TD
Kyler Murray	6	36	6.0	8	0
Eno Benjamin	9	22	2.4	7	0
Rondale Moore	2	12	6.0	9	0
Darrel Williams	5	8	1.6	5	0
TOTAL	22	78	3.5	9	0

RECEIVING	NO	YDS	AVG	LG	TD
DeAndre Hopkins	12	159	13.3	33	1
Rondale Moore	7	92	13.1	38T	1
Zach Ertz	4	34	8.5	13	1
Eno Benjamin	4	23	5.8	15	0
Greg Dortch	2	12	6.0	8	0
Darrel Williams	2	6	3.0	6	0
TOTAL	31	326	10.5	38T	3

TOP DEFENSE	TOT	SOLO	AST	SCK	YDS	INT
Budda Baker	10	8	2	0.0	0.0	0
Jalen Thompson	6	5	1	0.0	0.0	0
Isaiah Simmons	5	5	0	1.0	6.0	0

FIELD GOALS	FGM/FGA	PERCENT	RESULTS
Matt Prater	2-2	100.0	44G, 34G
TOTAL	2-2	100.0	

MINNESOTA VIKINGS

PASSING	ATT	CP	YDS	SK/YD	TD	LG	INT	RTG
Kirk Cousins	36	24	232	3/24	2	29	0	103.0
TOTAL	36	24	232	3/24	2	29	0	103.0

RUSHING	ATT	YDS	AVG	LG	TD
Dalvin Cook	20	111	5.6	30	1
Alexander Mattison	5	40	8.0	15	1
Kirk Cousins	4	22	5.5	17t	1
TOTAL	29	173	6.0	30	3

RECEIVING	NO	YDS	AVG	LG	TD
Justin Jefferson	6	98	16.3	29	0
Adam Thielen	6	67	11.2	18	0
Dalvin Cook	5	30	6.0	11	0
Irv Smith Jr.	4	28	7.0	11	0
K.J. Osborn	2	8	4.0	5t	1
Johnny Mundt	1	1	1.0	1t	1
TOTAL	24	232	9.7	29	2

TOP DEFENSE	TOT	SOLO	AST	SCK	YDS	INT
Cameron Dantzler Sr.	9	9	0	0.0	0.0	0
Za'Darius Smith	7	7	0	3.0	22.0	0
Eric Kendricks	7	6	1	0.0	0.0	0

FIELD GOALS	FGM/FGA	PERCENT	RESULTS
Greg Joseph	0-1	0.0	56B
TOTAL	0-1	0.0	

CARDINALS GAME SUMMARIES



WEEK 9

Seattle Seahawks 31, Arizona Cardinals 21
63,982 ■ State Farm Stadium ■ Nov 6, 2022



Seattle Seahawks	3	7	7	14	—	31
Arizona Cardinals	7	0	7	7	—	21

The NFC West-leading Seahawks (5-3) came to Arizona for a showdown with the Cardinals (3-5), who were playing the first of 3 straight division games. It was a back-and-forth contest but after surrendering a pick-6 that put AZ up by 4 in the 3rd quarter, the Seahawks scored TDs on each of their final 3 possessions. That finish allowed them to leave town with a 31-21 victory, their 4th straight victory on the season.

Seattle got on the board on the game's first series when Jason Myers' 49-yard FG capped an 8-play, 34-yard drive. The Cardinals answered with their first 1st quarter TD of the season; Tyler Murray ran for 21 on 3rd-n-5 and completed 4 of 4 passes, the last of which was a 22-yard TD completion to WR DeAndre Hopkins down the right sideline. The teams exchanged 3-n-outs before Seattle re-claimed the lead at 10-7 when DK Metcalf's 4-yard TD catch from Geno Smith ended a 12-play, 79-yard possession. The next time the Seahawks got the ball, they advanced to the AZ36 where they went for it on 4th-n-2; there DT Zach Allen sniffed out a Seattle shovel pass and snuffed out the play for a 4-yard loss. Down 3 late in the half, the Cards were threatening at the SEA40 and they went for it on 4th-n-4. Murray scrambled up the middle for 9 but the Seahawks forced the ball out at the end of the run and they recovered at the SEA23. The takeaway allowed Seattle to head to the halftime locker room with a 10-7 lead.

On their 2nd drive of the 3rd quarter, Seattle took over at its own 40. On the first play of that drive, Smith tried to loop a pass into the flat over AZ's Zaven Collins. However, the 2nd year LB stabbed it from the air and returned his first NFL interception 30 yards for a score that put the Cards up 14-10 with 9:18 left in the 3rd. Seattle responded with a 13-play, 75-yard drive and went back ahead when Smith's 3rd-n-6 pass from the 9 found WR Tyler Lockett in the end zone. After forcing an AZ punt, the Seahawks produced another 13-play drive, this one covering 81 yards and ending on Kenneth Walker's 1-yard TD run that made it 24-14 midway through the 4th. The Cards needed a scoring drive and they got it, moving 75 yards in 14 plays. Murray's 6-yard TD pass to TE Zach Ertz made it a 3-point game with 3:32 left. After the kickoff, Seattle took over at its own 15 up 3 with 3:30 to play and AZ holding 3 timeouts. On the first play, though, Smith rolled to his right and found TE Noah Fant with a short pass that he took 51 yards to the AZ31. Four plays later, Walker's 5-yard touchdown run made it 31-21 and effectively put the game out of reach.

SCORING DRIVES

TEAM	QTR	TIME	SCORING PLAY	SEA	ARI
Seahawks	1	10:50	J.Myers 49 yd. Field Goal (8-34, 4:10)	3	0
Cardinals	1	06:17	D.Hopkins 22 yd. pass from K.Murray (M.Prater kick) (9-83, 4:33)	3	7
Seahawks	2	11:59	D.Metcalf 4 yd. pass from G.Smith (J.Myers kick) (12-79, 6:08)	10	7
Cardinals	3	09:18	Z.Collins 30 yd. interception return (M.Prater kick)	10	14
Seahawks	3	02:43	T.Lockett 9 yd. pass from G.Smith (J.Myers kick) (13-75, 6:35)	17	14
Seahawks	4	07:32	K.Walker 1 yd. run (J.Myers kick) (13-81, 6:46)	24	14
Cardinals	4	03:32	Z.Ertz 6 yd. pass from K.Murray (M.Prater kick) (14-75, 4:00)	24	21
Seahawks	4	02:14	K.Walker 5 yd. run (J.Myers kick) (5-85, 1:18)	31	21

Team Statistics

	Seahawks	Cardinals
First Downs	27	15
3rd-Down Eff. (Made/Att/Pct)	10/15/67%	6/14/43%
4th-Down Eff. (Made/Att/Pct)	0/1/0%	0/2/0%
Total Net Yards	421	262
Total Plays	70	61
Yards Per Play	6.0	4.3
Rushes/Net Yards	34/158	21/122
Net Passing	263	140
Pass Attempts/Completions	34/26	35/25
Had Intercepted	1	0
Sacked/Yards Lost	2/12	5/35
Punts/Average	3/54.0	6/48.0
Penalties/Yards	6/34	12/77
Fumbles/Lost	1/0	3/1
Possession Time	34:31	25:29

SEATTLE SEAHAWKS

PASSING	ATT	CP	YDS	SK/YD	TD	LG	INT	RTG
Geno Smith	34	26	275	2/12	2	51	1	106.9
TOTAL	34	26	275	2/12	2	51	1	106.9
RUSHING	ATT	YDS	AVG	LG	TD			
Kenneth Walker III	26	109	4.2	15	2			
Geno Smith	6	38	6.3	18	0			
Travis Homer	1	7	7.0	7	0			
DeeJay Dallas	1	4	4.0	4	0			
TOTAL	34	158	4.6	18	2			
RECEIVING	NO	YDS	AVG	LG	TD			
Noah Fant	5	96	19.2	51	0			
Tyler Lockett	5	67	13.4	30	1			
DK Metcalf	5	37	7.4	9	1			
Travis Homer	3	25	8.3	22	0			
Will Dissly	3	24	8.0	13	0			
Kenneth Walker III	3	20	6.7	13	0			
Colby Parkinson	2	6	3.0	10	0			
TOTAL	26	275	10.6	51	2			
TOP DEFENSE	TOT	SOLO	AST	SCK	YDS	INT		
Jordyn Brooks	12	11	1	0.0	0.0	0		
Coby Bryant	6	6	0	0.0	0.0	0		
Michael Jackson	6	5	1	0.0	0.0	0		
FIELD GOALS	FGM/FGA	PERCENT	RESULTS					
Jason Myers	1-1	100.0	49G					
TOTAL	1-1	100.0						

ARIZONA CARDINALS

PASSING	ATT	CP	YDS	SK/YD	TD	LG	INT	RTG
Kyler Murray	35	25	175	5/35	2	22t	0	101.5
TOTAL	35	25	175	5/35	2	22T	0	101.5
RUSHING	ATT	YDS	AVG	LG	TD			
Kyler Murray	8	60	7.5	21	0			
James Conner	7	45	6.4	14	0			
Eno Benjamin	4	12	3.0	5	0			
Greg Dortch	1	3	3.0	3	0			
Keaontay Ingram	1	2	2.0	2	0			
TOTAL	21	122	5.8	21	0			
RECEIVING	NO	YDS	AVG	LG	TD			
Rondale Moore	8	69	8.6	18	0			
Zach Ertz	5	40	8.0	14	1			
James Conner	5	19	3.8	8	0			
DeAndre Hopkins	4	36	9.0	22t	1			
Eno Benjamin	1	15	15.0	15	0			
Greg Dortch	1	0	0.0	0	0			
Robbie Anderson	1	-4	-4.0	-4	0			
TOTAL	25	175	7.0	22T	2			
TOP DEFENSE	TOT	SOLO	AST	SCK	YDS	INT		
Budda Baker	11	7	4	0.0	0.0	0		
Isaiah Simmons	8	6	2	1.0	7.0	0		
Zaven Collins	7	4	3	0.0	0.0	1		
FIELD GOALS	FGM/FGA	PERCENT	RESULTS					
	No Field Goals							

CARDINALS GAME SUMMARIES



WEEK 10

Arizona Cardinals 27, Los Angeles Rams 17
71,752 ■ SoFi Stadium ■ Nov 13, 2022



Arizona Cardinals	3	14	0	10	—	27
Los Angeles Rams	3	0	7	7	—	17

In a week 10 divisional match-up of banged-up squads in LA, the 3-6 Cardinals took on the 3-5 Rams. Both teams were without their starting QBs – Kyle Murray (hamstring) and Matthew Stafford (concussion) – and Arizona was also without several key other contributors like CB Byron Murphy and K Matt Prater. The absence of LT DJ Humphries meant the Cards also fielded an offensive line with just one starter remaining from its original unit. Back-up Colt McCoy filled in more than capably at QB, completing 26 of 37 passes for 238 yards with a TD and no INTs. His top two receivers were DeAndre Hopkins (10-98) and Rondale Moore (9-94) while RB James Conner ran for 2 TDs, amassing for 86 total yards (21-69 rushing). S Budda Baker was expected to miss the game with an ankle injury suffered the week before but played and contributed to a stellar overall defensive effort, clinching the game with a key 4th quarter INT. Arizona also neutralized two Rams who rank among the NFL's best players: DT Aaron Donald recorded to just one QB hit and no sacks while WR Cooper Kupp was limited to minus-1 yard on 3 catches before exiting in the 4th quarter (ankle).

Each offense produced 36-yard FGs on their opening possessions after identical 14-play, 57-yard drives. First it was LA's Matt Gay on the Rams' initial series that gave them a 3-0 lead. But Arizona responded when it got the ball, passing on the drive's first 11 plays. The Cards converted a 4th-n-2 at the LA37 on an AJ Green completion from McCoy. They also converted on a pair of key 3rd downs, the second of which was a 12-yard completion to TE Zach Ertz on 3rd-n-4 at the LA 37; unfortunately Ertz exited the game with a knee injury suffered on the play. The pick-up did extend the drive that culminated with a game-tying FG from kicker Tristan Vizcaino, who was signed the day before to fill in for the ill Prater.

After that game-opening FG, the AZ defense forced three consecutive 3-n-outs and the offense took over at its own 36 with 8:27 left in the 2nd quarter. McCoy completed 4 straight passes to Hopkins covering 38 yards and the Cards reached the LA6 where they faced a 4th-n-1. They went for it and McCoy picked it up with a 2-yard run to the 4. One play later, RB James Conner ran straight up the middle and AZ led 10-3 with 1:56 left before halftime. About 20 seconds later on 2nd-n-10 at the LA44, LB Myjai Sanders got to QB John Wolford, forcing a loose ball that DE JJ Watt scooped and was taking to the end zone but referee Clete Blakeman blew it dead as an incompletion rather than a sack/fumble. Replay review was able to correct the mistake by giving AZ possession at the 30 but the officiating error denied Watt's TD. However, a 5-yard Conner run sandwiched between Moore catches of 13 and 6 yards soon made it 1st-n-goal at the 6 with :39 left. Two plays later, WR AJ Green made a toe-tapping catch of a McCoy pass in the back corner of the end zone to put AZ up 17-3 going into intermission.

With 4:24 left in the 3rd quarter, Rams RB Darrell Henderson's 4-yard TD run cut Arizona's lead 17-10 and it remained that was into the 4th. With 8:45 left, AZ went for it on 4th-n-3 at the LA41 in one of the game's pivotal plays. McCoy lofted it deep down the left sideline where Moore made an amazing grab that covered 26 yards to the LA15. Two plays later, Conner ran it from 9 yards around the left end and the Cards led 24-10 with 7:41 remaining. A couple minutes later, Wolford's pass down the deep middle was deflected by LB Isaiah Simmons and INT'd by Baker who returned it 53 yards to the LA25. That set-up a 46-yard Vizcaino FG that made it 27-10 and the only remaining score was a Rams TD with :07 left.

SCORING DRIVES

TEAM	QTR	TIME	SCORING PLAY	ARI	LAR
Rams	1	06:16	M.Gay 36 yd. Field Goal (14-57, 8:44)	0	3
Cardinals	1	00:13	T.Vizcaino 36 yd. Field Goal (14-57, 6:03)	3	3
Cardinals	2	01:56	J.Conner 4 yd. run (T.Vizcaino kick) (13-66, 6:31)	9	3
Cardinals	2	00:24	A.Green 6 yd. pass from C.McCoy (T.Vizcaino kick) (5-30, 1:10)	17	3
Rams	3	04:24	D.Henderson 4 yd. run (M.Gay kick) (7-59, 3:07)	17	10
Cardinals	4	07:41	J.Conner 9 yd. run (T.Vizcaino kick) (9-60, 5:03)	24	10
Cardinals	4	03:44	T.Vizcaino 46 yd. Field Goal (4-3, 1:49)	27	10
Rams	4	00:07	V.Jefferson 3 yd. pass from J.Wolford (M.Gay kick) (11-75, 3:37)	27	17

Team Statistics

	Cardinals	Rams
First Downs	18	18
3rd-Down Eff. (Made/Att/Pct)	5/15/33%	3/11/27%
4th-Down Eff. (Made/Att/Pct)	3/3/100%	2/2/100%
Total Net Yards	298	256
Total Plays	65	60
Yards Per Play	4.6	4.3
Rushes/Net Yards	26/78	20/66
Net Passing	220	190
Pass Attempts/Completions	37/26	37/25
Had Intercepted	0	1
Sacked/Yards Lost	2/18	3/19
Punts/Average	5/47.4	5/50.4
Penalties/Yards	10/67	5/29
Fumbles/Lost	2/0	2/1
Possession Time	32:01	27:59

ARIZONA CARDINALS

PASSING	ATT	CP	YDS	SK/YD	TD	LG	INT	RTG
Colt McCoy	37	26	238	2/18	1	26	0	96.5
TOTAL	37	26	238	2/18	1	26	0	96.5

RUSHING	ATT	YDS	AVG	LG	TD
James Conner	21	69	3.3	9t	2
Keaontay Ingram	1	5	5.0	5	0
Colt McCoy	4	4	1.0	3	0
TOTAL	26	78	3.0	9T	2

RECEIVING	NO	YDS	AVG	LG	TD
DeAndre Hopkins	10	98	9.8	25	0
Rondale Moore	9	94	10.4	26	0
James Conner	3	17	5.7	8	0
A.J. Green	2	10	5.0	6t	1
Zach Ertz	1	12	12.0	12	0
Trey McBride	1	7	7.0	7	0
TOTAL	26	238	9.2	26	1

TOP DEFENSE	TOT	SOLO	AST	SCK	YDS	INT
Antonio Hamilton	12	10	2	0.0	0.0	0
Isaiah Simmons	7	6	1	0.0	0.0	0
Ben Niemann	6	3	3	0.0	0.0	0

FIELD GOALS	FGM/FGA	PERCENT	RESULTS
Tristan Vizcaino	2-2	100.0	36G, 46G
TOTAL	2-2	100.0	

LOS ANGELES RAMS

PASSING	ATT	CP	YDS	SK/YD	TD	LG	INT	RTG
John Wolford	36	24	212	3/19	1	25	1	79.9
Bryce Perkins	1	1	-3	0/0	0	-3	0	79.2
TOTAL	37	25	209	3/19	1	25	1	79.7

RUSHING	ATT	YDS	AVG	LG	TD
Cam Akers	6	22	3.7	10	0
Darrell Henderson Jr.	6	21	3.5	6	1
Kyren Williams	1	9	9.0	9	0
Brandon Powell	1	7	7.0	7	0
Bryce Perkins	3	4	1.3	8	0
John Wolford	3	3	1.0	4	0
TOTAL	20	66	3.3	10	1

RECEIVING	NO	YDS	AVG	LG	TD
Tyler Higbee	8	73	9.1	25	0
Allen Robinson II	4	44	11.0	14	0
Kyren Williams	3	30	10.0	14	0
Van Jefferson	3	27	9.0	19	1
Cooper Kupp	3	-1	-0.3	2	0
Ben Skowronek	2	14	7.0	8	0
Darrell Henderson Jr.	1	11	11.0	11	0
Brycen Hopkins	1	11	11.0	11	0
TOTAL	25	209	8.4	25	1

TOP DEFENSE	TOT	SOLO	AST	SCK	YDS	INT
Ernest Jones	10	6	4	0.0	0.0	0
Nick Scott	9	8	1	0.0	0.0	0
Bobby Wagner	9	3	6	1.0	9.0	0

FIELD GOALS	FGM/FGA	PERCENT	RESULTS
Matt Gay	1-1	100.0	36G
TOTAL	1-1	100.0	

CARDINALS GAME SUMMARIES



WEEK 11

San Francisco 49ers 38, Arizona Cardinals 10
78,427 ■ Azteca Stadium ■ Nov 21, 2022



San Francisco 49ers	0	17	14	7	—	38
Arizona Cardinals	3	7	0	0	—	10

In week 11, the Cardinals (4-6) took on the 49ers (5-4) on Monday Night Football at Estadio Azteca in Mexico City. It was the NFL's fifth all-time regular season game in Mexico and a reprise of the first one played between the same two teams in 2005. A close game throughout the first half, the Niners led by 7 after two quarters. However, they pulled away after halftime by scoring 21 unanswered and earning the 38-10 victory. QB Colt McCoy started his second straight game for the Cardinals in place of the injured Tyler Murray (hamstring) and completed nine passes each to WRs DeAndre Hopkins (91 yards) and Greg Dortch (103). The latter was pressed into extensive action when starter Rondale Moore was lost for the game on its first series with a groin injury.

After the teams traded 3-n-outs to start the game, Arizona produced the first points with a 40-yard Matt Prater FG. Instrumental on that 11-play, 58-yard drive were a pair of 17-yard completions to Hopkins. Early in the 2nd quarter, San Francisco went ahead thanks to a 9-play, 82-yard drive that ended on a 7-yard completion on 3rd-n-5 from Jimmy Garoppolo to WR Brandon Aiyuk. On the ensuing drive, the Cardinals reached SF territory but were backed up. On 2nd-n-11 at the AZ 44, McCoy's pass glanced off the hands of RB James Conner and was intercepted by DB Jimmie Ward. Two snaps after taking over at the AZ44, the 49ers faced a 3rd-n-3 and Garoppolo tossed it over the middle to TE George Kittle who took it 39 yards for a TD. Down 14-3, the Cards needed a jolt and got it from Dortch. On 3rd-n-6 at the AZ 40, McCoy found him on a free play and that catch-n-run covered 47 yards to the SF 13. Conner ended the drive with a 2-yard TD run that cut the deficit to 14-10 with 4:19 to go in the half. San Francisco would respond by driving to the AZ21 in 9 plays but had to settle for a 39-yard Robbie Gould FG that made it 17-10 at intermission.

The Niners doubled their lead on the opening drive of the 3rd quarter. They moved to the AZ39 in 7 plays before WR Deebo Samuel took an end around 39 yards for a TD that made it 24-10. Arizona responded by advancing to the SF41 and faced a 4th-n-3 from there. The Cards came away empty, however, when McCoy's pass attempt to Dortch was incomplete. Late in the 3rd quarter, the Niners benefitted from a short field after taking over at the AZ47 following a punt. Six plays later, Aiyuk caught his 2nd TD of the night on a 13-yard pass from Garoppolo that made it 31-10 with :28 remaining in the 3rd. On the next drive the Cards faced 4th-n-4 at midfield and went for it but an incompletion again turned it over on downs. Kittle's second TD of the night – this one a 32-yarder from Garoppolo with 10:08 remaining – provided the game's final points.

SCORING DRIVES

TEAM	QTR	TIME	SCORING PLAY	SF	ARI
Cardinals	1	08:00	M.Prater 40 yd. Field Goal (11-58, 4:38)	0	3
49ers	2	13:35	B.Aiyuk 7 yd. pass from J.Garoppolo (R.Gould kick) (9-82, 4:06)	7	3
49ers	2	08:42	G.Kittle 39 yd. pass from J.Garoppolo (R.Gould kick) (3-46, 0:55)	14	3
Cardinals	2	04:19	J.Conner 2 yd. run (M.Prater kick) (9-75, 4:23)	14	10
49ers	2	00:43	R.Gould 39 yd. Field Goal (10-54, 3:36)	17	10
49ers	3	10:34	D.Samuel 39 yd. run (R.Gould kick) (8-75, 4:26)	24	10
49ers	3	00:28	B.Aiyuk 13 yd. pass from J.Garoppolo (R.Gould kick) (6-47, 3:57)	31	10
49ers	4	10:08	G.Kittle 32 yd. pass from J.Garoppolo (R.Gould kick) (5-50, 3:02)	38	10

Team Statistics

	49ers	Cardinals
First Downs	21	19
3rd-Down Eff. (Made/Att/Pct)	6/11/55%	8/16/50%
4th-Down Eff. (Made/Att/Pct)	0/0/0%	0/2/0%
Total Net Yards	387	314
Total Plays	57	71
Yards Per Play	6.8	4.4
Rushes/Net Yards	28/159	24/67
Net Passing	228	247
Pass Attempts/Completions	29/20	44/30
Had Intercepted	0	2
Sacked/Yards Lost	0/0	3/30
Punts/Average	4/54.5	4/45.3
Penalties/Yards	3/30	5/50
Fumbles/Lost	0/0	1/0
Possession Time	29:09	30:51

SAN FRANCISCO 49ERS

PASSING	ATT	CP	YDS	SK/YD	TD	LG	INT	RTG
Jimmy Garoppolo	29	20	228	0/0	4	39t	0	131.9
TOTAL	29	20	228	0/0	4	39T	0	131.9

RUSHING	ATT	YDS	AVG	LG	TD
Elijah Mitchell	9	59	6.6	19	0
Christian McCaffrey	7	39	5.6	20	0
Deebo Samuel	3	37	12.3	39t	1
Jordan Mason	4	14	3.5	8	0
Kyle Juszczyk	1	4	4.0	4	0
Brock Purdy	3	3	1.0	5	0
Jimmy Garoppolo	1	3	3.0	3	0
TOTAL	28	159	5.7	39T	1

RECEIVING	NO	YDS	AVG	LG	TD
Christian McCaffrey	7	67	9.6	14	0
Deebo Samuel	7	57	8.1	19	0
George Kittle	4	84	21.0	39t	2
Brandon Aiyuk	2	20	10.0	13t	2
TOTAL	20	228	11.4	39T	4

TOP DEFENSE	TOT	SOLO	AST	SCK	YDS	INT
Charvarius Ward	10	9	1	0.0	0.0	0
Dre Greenlaw	9	8	1	0.0	0.0	0
Talanoa Hufanga	6	5	1	0.0	0.0	0

FIELD GOALS	FGM/FGA	PERCENT	RESULTS
Robbie Gould	1-1	100.0	39G
TOTAL	1-1	100.0	

ARIZONA CARDINALS

PASSING	ATT	CP	YDS	SK/YD	TD	LG	INT	RTG
Colt McCoy	34	24	218	3/30	0	47	1	75.4
Trace McSorley	10	6	59	0/0	0	18	1	37.1
TOTAL	44	30	277	3/30	0	47	2	66.2

RUSHING	ATT	YDS	AVG	LG	TD
James Conner	14	42	3.0	14	1
Keaontay Ingram	5	19	3.8	13	0
Colt McCoy	3	6	2.0	4	0
Trace McSorley	1	6	6.0	6	0
Rondale Moore	1	-6	-6.0	-6	0
TOTAL	24	67	2.8	14	1

RECEIVING	NO	YDS	AVG	LG	TD
Greg Dortch	9	103	11.4	47	0
DeAndre Hopkins	9	91	10.1	17	0
A.J. Green	5	50	10.0	18	0
Trey McBride	4	14	3.5	6	0
James Conner	2	12	6.0	7	0
Maxx Williams	1	7	7.0	7	0
TOTAL	30	277	9.2	47	0

TOP DEFENSE	TOT	SOLO	AST	SCK	YDS	INT
Budda Baker	10	8	2	0.0	0.0	0
Zaven Collins	7	2	5	0.0	0.0	0
Ben Niemann	7	2	5	0.0	0.0	0

FIELD GOALS	FGM/FGA	PERCENT	RESULTS
Matt Prater	1-1	100.0	40G
TOTAL	1-1	100.0	



CARDINALS 2022 TEAM STATS

WON 4, LOST 7

09/11	L	21-44	Kansas City	63,697
09/18	W	29-23 (OT)	at Las Vegas	61,707
09/25	L	12-20	L.A. Rams	63,243
10/02	W	26-16	at Carolina	69,810
10/09	L	17-20	Philadelphia	63,919
10/16	L	9-19	at Seattle	68,867
10/20	W	42-34	New Orleans	63,290
10/30	L	26-34	at Minnesota	66,742
11/06	L	21-31	Seattle	63,982
11/13	W	27-17	at L.A. Rams	71,752
11/21	L	10-38	San Francisco	78,427

2022 TEAM STATISTICS

	ARI	OPP.
FIRST DOWNS	225	238
Rushing	76	79
Passing	133	143
Penalty	16	16
Third Down-Made/Att	56/154	57/127
Third Down Efficiency	36.4%	44.9%
Fourth Down-Made/Att	16/31	6/11
Fourth Down Efficiency	51.6%	54.5%
TOTAL NET YARDS	3,651	3,963
Avg. Per Game	331.9	360.3
Total Plays	759	687
Avg. Per Play	4.8	5.8
NET YARDS RUSHING	1,198	1,264
Avg. Per Game	108.9	114.9
Total Rushes	284	277
Avg. Per Rush	4.2	4.6
NET YARDS PASSING	2,453	2,699
Avg. Per Game	223.0	245.4
Sacked/Yards Lost	30/242	19/148
Gross Yards	2,695	2,847
Attempts/Completions	445/298	391/268
Pct. of Completion	67.0%	68.5%
Had Intercepted	8	7
PUNTS/AVERAGE	45/46.7	41/50.1
Net Punting Average	39.4	44.6
PUNT RETURN/AVG.	22/6.5	27/9.1
KICKOFF RETURN/AVG.	18/20.8	12/19.5
INTERCEPTION RETURN/AVG.	7/28.7	8/8.4
PENALTIES/YARDS	79/629	66/506
FUMBLES/BALL LOST	19/3	17/7
TOUCHDOWNS	28	35
Rushing	10	13
Passing	13	21
Returns	5	1
EXTRA POINTS/ATTEMPTS	17/19	32/34
TWO POINT CONVERSION/ATT.	5/8	0/1
FIELD GOALS/ATTEMPTS	15/16	18/19
AVG. TIME OF POSSESSION	30:37	29:23

SCORE BY PERIODS	Q1	Q2	Q3	Q4	OT	PTS
TEAM	22	79	50	83	6	240
OPPONENTS	61	86	75	74	0	296

SCORING	TD	RU	PA	RT	K-PAT	FG	ZPT	S	PTS
M. Prater	0	0	0	0	10/10	9/9	0	0	37
Z. Ertz	4	0	4	0	0/0	0/0	2	0	28
J. Conner	4	4	0	0	0/0	0/0	0	0	24
M. Brown	3	0	3	0	0/0	0/0	0	0	18
E. Benjamin	2	2	0	0	0/0	0/0	1	0	14
K. Murray	2	2	0	0	0/0	0/0	1	0	14
G. Dortch	2	0	2	0	0/0	0/0	0	0	12
D. Hopkins	2	0	2	0	0/0	0/0	0	0	12
T. Vizcaino	0	0	0	0	3/3	2/2	0	0	9
M. Ammendola	0	0	0	0	2/3	2/3	0	0	8
R. Blankenship	0	0	0	0	2/3	2/2	0	0	8
A. Green	1	0	1	0	0/0	0/0	1	0	8
C. Banjo	1	0	0	1	0/0	0/0	0	0	6
Z. Collins	1	0	0	1	0/0	0/0	0	0	6
K. Ingram	1	1	0	0	0/0	0/0	0	0	6
R. Moore	1	0	1	0	0/0	0/0	0	0	6
B. Murphy Jr.	1	0	0	1	0/0	0/0	0	0	6
I. Simmons	1	0	0	1	0/0	0/0	0	0	6
D. Williams	1	1	0	0	0/0	0/0	0	0	6
M. Wilson	1	0	0	1	0/0	0/0	0	0	6
TEAM	28	10	13	5	17/19	15/16	5	0	240
OPPONENTS	35	13	21	1	32/34	18/19	0	0	296

RUSHING	NO.	YDS	AVG	LONG	TD
K. Murray	59	359	6.1	42	2
J. Conner	96	356	3.7	17	4
E. Benjamin	70	299	4.3	45	2
D. Williams	21	102	4.9	30	1
K. Ingram	19	47	2.5	13	1
T. McSorley	4	26	6.5	14	0
C. McCoy	7	10	1.4	4	0
G. Dortch	2	4	2.0	3	0
R. Moore	6	-5	-0.8	9	0
TEAM	284	1,198	4.2	45	10
OPPONENTS	277	1,264	4.6	39t	13

RECEIVING	TAR	NO.	YDS	AVG	LONG	TD
Z. Ertz	69	47	406	8.6	32	4
M. Brown	64	43	485	11.3	26	3
D. Hopkins	58	45	487	10.8	33	2
R. Moore	56	41	414	10.1	38t	1
G. Dortch	39	34	324	9.5	47	2
A. Green	34	17	116	6.8	18	1
E. Benjamin	33	24	184	7.7	22	0
J. Conner	32	24	151	6.3	21	0
T. McBride	8	8	45	5.6	11	0
D. Williams	8	4	9	2.3	6	0
R. Anderson	7	1	-4	-4.0	0	0
A. Baccellia	6	4	25	6.3	11	0
A. Isabella	5	2	21	10.5	11	0
S. Anderson	3	1	2	2.0	2	0
K. Ingram	2	2	23	11.5	24	0
M. Williams	1	1	7	7.0	7	0
TEAM	425	298	2,695	9.0	47	13
OPPONENTS	378	268	2,847	10.6	64	21

INTERCEPTIONS	NO.	YDS	AVG	LONG	TD
J. Thompson	2	-1	-0.5	0	0
I. Simmons	1	56	56.0	56t	1
B. Baker	1	53	53.0	53	0
M. Wilson	1	38	38.0	38t	1
Z. Collins	1	30	30.0	30t	1
D. Gardeck	1	24	24.0	24	0
A. Hamilton	1	0	0.0	0	0
TEAM	8	200	25.0	56	3
OPPONENTS	8	67	8.4	33	1

FUMBLES	FUM	LST	FF	REC	TD
K. Murray	8	2	0	6	0
G. Dortch	1	1	0	0	0
C. McCoy	1	0	0	0	0
B. Price	1	0	0	0	0
M. Brown	1	0	0	0	0
R. Hudson	2	0	0	0	0
K. Beachum	0	0	0	1	0
J. Conner	2	0	0	3	0
T. McBride	1	0	0	1	0
D. Hopkins	1	0	0	1	0
S. Harlow	1	0	0	0	0
T. McSorley	0	0	0	1	0
TEAM	19	3	0	13	0
OPPONENTS	17	7	0	5	0

PUNTING	NO.	YDS	AVG	NET	TB	IN	LG	B
A. Lee	45	2,101	46.7	39.4	4	10	65	0
TEAM	45	2,101	46.7	39.4	4	10	65	0
OPPONENTS	41	2,053	50.1	44.6	4	12	66	0

PUNT RETURNS	RET	FC	YDS	AVG	LONG	TD
G. Dortch	22	3	144	6.5	18	0
TEAM	22	3	144	6.5	18	0
OPPONENTS	27	9	246	9.1	22	0

KICKOFF RETURNS	NO.	YDS	AVG	LONG	TD
G. Dortch	10	195	19.5	31	0
E. Benjamin	8	180	22.5	44	0
TEAM	18	375	20.8	44	0
OPPONENTS	12	234	19.5	31	0

FIELD GOALS	1-19	20-29	30-39	40-49	50+
M. Prater	0/0	1/1	4/4	4/4	0/0
M. Ammendola	0/0	2/2	0/0	0/1	0/0
R. Blankenship	0/0	1/1	0/0	0/0	1/1
T. Vizcaino	0/0	0/0	1/1	1/1	0/0
TEAM	0/0	4/4	5/5	5/6	1/1
OPPONENTS	0/0	5/5	6/6	4/4	3/4

2-Pt Conv: Z. Ertz 2, A. Green 1, K. Murray 1, E. Benjamin 1, TM 5-8, OPP 0-1

SACKS: J. Watt 5.5, Z. Allen 3.5, I. Simmons 2.0, Z. Collins 2.0, M. Sanders 2.0, M. Golden 1.5, C. Thomas 1.0, D. Gardeck 1.0, B. Murphy Jr. 0.5, TM 19.0, OPP 29.0 FUM/LOST: K. Murray 8/2, J. Conner 2/0, R. Hudson 2/0, G. Dortch 1/1, D. Hopkins 1/0, C. McCoy 1/0, S. Harlow 1/0, T. McBride 1/0, M. Brown 1/0, B. Price 1/0, TM 19/3, OPP 17/7

PASSING	ATT	CMP	YDS	CMP%	YDS/ATT	TD	TD%	INT	INT%	LONG	SACK	LOST	RATING
K. Murray	360	240	2,168	66.7	6.0	12	3.3	6	1.7	38t	24	186	86.9
C. McCoy	71	50	456	70.4	6.4	1	1.4	1	1.4	47	5	48	86.4
T. McSorley	14	8	71	57.1	5.1	0	0.0	1	7.1	18	1	8	41.1
TEAM	445	298	2,695	67.0	6.1	13	2.9	8	1.8	47	30.0	242	85.4
OPPONENTS	391	268	2,847	68.5	7.3	21	5.4	7	1.8	64	19.0	148	100.0

CARDINALS 2022 DEFENSIVE STATS



POS.	PLAYER	TKL.	AST.	COMB	TFL	SACKS/SK. YDS.	QH	FR	FF	INT./YDS.	PD
S	Baker, Budda	57	28	85	1	0.0/0.0	2	0	1	1/53	4
LB	Collins, Zaven	44	27	71	6	2.0/18.0	4	0	1	1/30	4
S	Thompson, Jalen	47	15	62	0	0.0/0.0	1	1	0	1/0	7
LB	Simmons, Isaiah	39	13	52	3	2.0/13.0	2	1	2	1/56	4
CB	Wilson, Marco	33	11	44	1	0.0/0.0	1	0	1	1/38	7
DL	Allen, Zach	20	22	42	8	3.5/26.5	15	0	0	0/0	6
CB	Murphy Jr., Byron	29	7	36	3	0.5/5.0	1	2	0	0/0	4
LB	Niemann, Ben	19	16	35	1	0.0/0.0	1	1	0	0/0	1
LB	Golden, Markus	15	16	31	5	1.5/8.5	15	0	0	0/0	0
CB	Hamilton, Antonio	23	3	26	0	0.0/0.0	0	0	0	1/0	4
DL	Fotu, Leki	9	13	22	0	0.0/0.0	2	0	0	0/0	0
DL	Watt, J.J.	14	5	19	7	5.5/47.0	13	1	0	0/0	4
LB	Vallejo, Tanner	12	5	17	1	0.0/0.0	1	0	0	0/0	1
DL	Dogbe, Michael	8	7	15	0	0.0/0.0	0	0	0	0/0	0
LB	Gardeck, Dennis	10	3	13	1	1.0/8.0	3	0	1	1/24	1
LB	Vigil, Nick	7	6	13	1	0.0/0.0	0	0	0	0/0	1
LB	Dimukeje, Victor	10	2	12	0	0.0/0.0	1	0	0	0/0	0
DL	Lawrence, Rashard	8	2	10	3	0.0/0.0	0	0	1	0/0	0
LB	Sanders, Myjai	8	2	10	2	2.0/16.0	3	0	1	0/0	1
LB	Thomas, Cameron	3	7	10	1	1.0/6.0	2	0	0	0/0	0
CB	Whittaker, Jace	5	2	7	0	0.0/0.0	0	0	0	0/0	1
DL	Ledbetter, Jonathan	1	6	7	0	0.0/0.0	0	0	0	0/0	0
LB	Turner, Ezekiel	3	1	4	1	0.0/0.0	0	0	1	0/0	0
S	Banjo, Chris	2	1	3	0	0.0/0.0	0	1	0	0/0	0
CB	Mullen Jr., Trayvon	2	1	3	0	0.0/0.0	0	0	0	0/0	0
LB	Kennard, Devon	1	2	3	0	0.0/0.0	1	0	0	0/0	0
DL	Woods, Antwaun	2	0	2	1	0.0/0.0	0	0	0	0/0	0
CB	Matthew, Christian	0	2	2	0	0.0/0.0	0	0	0	0/0	0
DL	Hill, Trysten	1	0	1	1	0.0/0.0	1	0	0	0/0	0
LB	Luketa, Jesse	1	0	1	1	0.0/0.0	0	0	0	0/0	0
TOTALS		433	225	658	48	19.0/148.0	69	7	9	7/201	50

POS.	PLAYER	TKL.	AST.	COMB.		DEFENSIVE SCORES
TE	Anderson, Stephen	6	3	9	INT (3)	(:57) (Shotgun) A.Dalton pass short middle intended for C.Olave INTERCEPTED by I.Simmons at ARZ 44. I.Simmons for 56 yards. vs. NO (10/20/22)
LB	Turner, Ezekiel	4	3	7		(2:00) (Shotgun) A.Dalton pass short middle intended for M.Callaway INTERCEPTED by M.Wilson at NO 38. M.Wilson for 38 yards. vs. NO (10/20/22)
LB	Gardeck, Dennis	6	0	6		(9:26) (Shotgun) G.Smith pass short right intended for K.Walker INTERCEPTED by Z.Collins at SEA 30. Z.Collins for 30 yards. vs. SEA (11/06/22)
CB	Hamilton, Antonio	6	0	6		(4:05) (Shotgun) D.Carr pass short left to H.Renfrow to ARZ 38 for 1 yard (I.Simmons). FUMBLES (I.Simmons), TOUCHED at ARZ 39, RECOVERED by ARZ-B.Murphy at ARZ 41. B.Murphy for 59 yards. The Replay Official reviewed the runner broke the plane ruling, and the play was Upheld. The ruling on the field stands. @ LV (09/18/22)
LB	Vallejo, Tanner	3	2	5	FR (2)	(:59) (Punt formation) M.Dickson up the middle to SEA -2 for -12 yards (E.Turner). FUMBLES (E.Turner), RECOVERED by ARZ-C.Banjo at SEA -4. @ SEA (10/16/22)
S	Banjo, Chris	1	3	4		
LB	Grugier-Hill, Kamu	3	0	3		
LS	Brewer, Aaron	2	1	3		
LB	Dimukeje, Victor	2	1	3		
LB	Niemann, Ben	2	1	3		
TE	McBride, Trey	2	0	2		
RB	Benjamin, Eno	1	0	1		
LB	Luketa, Jesse	1	0	1		
CB	Mullen Jr., Trayvon	1	0	1		
RB	Ward, Jonathan	1	0	1	Safety (0)	
DL	Ledbetter, Jonathan	0	1	1		
CB	Matthew, Christian	0	1	1	FR (1)	(:59) (Punt formation) M.Dickson up the middle to SEA -2 for -12 yards (E.Turner). FUMBLES (E.Turner), RECOVERED by ARZ-C.Banjo at SEA -4. @ SEA (10/16/22)
TOTALS		41	16	57		



CARDINALS GAME-BY-GAME OFFENSE

2022 REGULAR SEASON CARDINALS GAME-BY-GAME OFFENSE

	09/11	09/18	09/25	10/02	10/09	10/16	10/20	10/30	11/06	11/13	11/21	11/27	12/12	12/18	12/25	01/01	01/08	Totals
	vs. KC	@ LV	vs. LAR	@ CAR	vs. PHI	@ SEA	vs. NO	@ MIN	vs. SEA	@ LAR	vs. SF	vs. LAC	vs. NE	@ DEN	vs. TB	@ ATL	@ SF	
FIRST DOWNS																		
Total	18	28	23	20	23	15	21	25	15	18	19							225
Rushing	6	11	8	8	7	5	9	5	5	6	6							76
Passing	12	13	15	10	16	10	9	17	8	11	12							133
Penalty	0	4	0	2	0	0	3	3	2	1	1							16
THIRD DOWNS																		
Attempts	12	13	18	15	14	16	10	11	14	15	16							154
Converted	3	3	6	6	8	4	3	4	6	5	8							56
Percentage	25.0%	23.1%	33.3%	40.0%	57.1%	25.0%	30.0%	36.4%	42.9%	33.3%	50.0%							36.4%
FOURTH DOWNS																		
Attempts	4	5	5	2	1	5	1	1	2	3	2							31
Converted	3	3	4	0	1	1	1	0	0	3	0							16
Percentage	75.0%	60.0%	80.0%	0.0%	100.0%	20.0%	100.0%	0.0%	0.0%	100.0%	0.0%							51.6%
TOT. OFFENSE																		
Net Yards	282	413	365	338	363	315	326	375	262	298	314							3,651
Plays	63	78	81	70	69	71	60	70	61	65	71							759
Avg./Play	4.5	5.3	4.5	4.8	5.3	4.4	5.4	5.4	4.3	4.6	4.4							4.8
RUSHING																		
Net Yards	103	143	70	132	124	144	137	78	122	78	67							1,198
Rush. Att.	22	28	21	37	26	28	29	22	21	26	24							284
Avg./Att.	4.7	5.1	3.3	3.6	4.8	5.1	4.7	3.5	5.8	3.0	2.8							4.2
PASSING																		
Net Yards	179	270	295	206	239	171	189	297	140	220	247							2,453
Attempts	38	49	58	32	42	37	29	44	35	37	44							445
Completions	24	31	37	23	28	23	20	31	25	26	30							298
Intercepted	0	1	0	1	1	1	0	2	0	0	2							8
Gross Yards	205	277	314	207	250	222	204	326	175	238	277							2,695
Sacked	3.0	1.0	2.0	1.0	1.0	6.0	2.0	4.0	5.0	2.0	3.0							30.0
Yards Lost	26	7	19	1	11	51	15	29	35	18	30							242
ADVANCES																		
Rushes	22	28	21	37	26	28	29	22	21	26	24							284
Completions	24	31	37	23	28	23	20	31	25	26	30							298
Totals	46	59	58	60	54	51	49	53	46	52	54							582
Total Drives	11	9	9	12	9	11	10	12	10	11	11							115
PENALTIES																		
Number	5	12	6	7	2	6	4	10	12	10	5							79
Yards	49	120	50	61	15	53	20	67	77	67	50							629
FUMBLES																		
Number	3	0	1	2	0	3	2	2	3	2	1							19
Lost	0	0	0	0	0	1	0	1	1	0	0							3
PUNTING																		
Yards	255	136	160	170	196	162	177	139	288	237	181							2,101
Punts	5	3	4	3	4	4	4	3	6	5	4							45
Net Avg.	42.2	38.7	29.0	40.7	43.5	38.5	32.3	44.3	44.2	37.4	42.0							39.4
Gross Avg.	51.0	45.3	40.0	56.7	49.0	40.5	44.3	46.3	48.0	47.4	45.3							46.7
SCORING																		
Points	21	29	12	26	17	9	42	26	21	27	10							240
Q1	0	0	0	0	0	3	3	3	7	3	3							22
Q2	7	0	6	3	10	0	25	7	0	14	7							79
Q3	0	7	3	7	0	6	7	13	7	0	0							50
Q4	14	16	3	16	7	0	7	3	7	10	0							83
OT	0	6	0	0	0	0	0	0	0	0	0							6
TD Rushing	1	2	0	1	1	0	2	0	0	2	1							10
TD Passing	2	1	0	2	1	0	1	3	2	1	0							13
TD KO Returns	0	0	0	0	0	0	0	0	0	0	0							0
TD Punt Returns	0	0	0	0	0	0	0	0	0	0	0							0
TD Sp. Teams	0	0	0	0	0	1	0	0	0	0	0							1
TD Def. Returns	0	1	0	0	0	0	2	0	1	0	0							4
FG Attempts	0	0	4	2	2	1	2	2	0	2	1							16
FG Made	0	0	4	2	1	1	2	2	0	2	1							15
Safety	0	0	0	0	0	0	0	0	0	0	0							0
2-Pt Attempts	2	2	0	1	0	0	2	1	0	0	0							8
2-Pt Made	1	2	0	0	0	0	2	0	0	0	0							5
Time of Possession	25:18	36:22	33:56	38:35	25:21	30:44	30:58	30:33	25:29	32:01	30:51							30:55

CARDINALS GAME-BY-GAME DEFENSE



2022 REGULAR SEASON CARDINALS GAME-BY-GAME DEFENSE

	09/11	09/18	09/25	10/02	10/09	10/16	10/20	10/30	11/06	11/13	11/21	11/27	12/12	12/18	12/25	01/01	01/08	Totals
	vs. KC	@ LV	vs. LAR	@ CAR	vs. PHI	@ SEA	vs. NO	@ MIN	vs. SEA	@ LAR	vs. SF	vs. LAC	vs. NE	@ DEN	vs. TB	@ ATL	@ SF	
FIRST DOWNS																		
Total	33	20	15	11	24	19	25	25	27	18	21							238
Rushing	7	4	5	3	12	7	7	11	10	6	7							79
Passing	22	14	10	8	12	10	17	11	14	12	13							143
Penalty	4	2	0	0	0	2	1	3	3	0	1							16
THIRD DOWNS																		
Attempts	8	11	8	10	13	14	13	13	15	11	11							127
Converted	5	6	3	2	6	4	6	6	10	3	6							57
Percentage	62.5%	54.5%	37.5%	20.0%	46.2%	28.6%	46.2%	46.2%	66.7%	27.3%	54.5%							44.9%
FOURTH DOWNS																		
Attempts	1	0	0	3	1	1	1	1	1	2	0							11
Converted	1	0	0	1	1	0	1	0	0	2	0							6
Percentage	100.0%	0	0	33.3%	100.0%	0.0%	100.0%	0.0%	0.0%	100.0%	0							54.5%
TOT. OFFENSE																		
Net Yards	488	324	339	220	357	296	494	381	421	256	387							3,963
Plays	66	61	46	51	71	66	71	68	70	60	57							687
Avg./Play	7.4	5.3	7.4	4.3	5.0	4.5	7.0	5.6	6.0	4.3	6.8							5.8
RUSHING																		
Net Yards	128	80	100	40	139	136	85	173	158	66	159							1,264
Rush. Att.	27	21	20	13	33	30	22	29	34	20	28							277
Avg./Att.	4.7	3.8	5.0	3.1	4.2	4.5	3.9	6.0	4.6	3.3	5.7							4.6
PASSING																		
Net Yards	360	244	239	180	218	160	409	208	263	190	228							2,699
Attempts	39	39	25	36	36	31	49	36	34	37	29							391
Completions	30	25	18	22	26	20	32	24	26	25	20							268
Intercepted	0	0	0	2	0	0	3	0	1	1	0							7
Gross Yards	360	252	249	197	239	197	409	232	275	209	228							2,847
Sacked	0.0	1.0	1.0	2.0	2.0	5.0	0.0	3.0	2.0	3.0	0.0							19.0
Yards Lost	0	8	10	17	21	37	0	24	12	19	0							148
ADVANCES																		
Rushes	27	21	20	13	33	30	22	29	34	20	28							277
Completions	30	25	18	22	26	20	32	24	26	25	20							268
Totals	57	46	38	35	59	50	54	53	60	45	48							545
Total Drives	10	9	10	11	9	12	12	13	12	11	11							120
PENALTIES																		
Number	3	10	6	6	3	6	8	10	6	5	3							66
Yards	25	68	35	76	30	44	49	86	34	29	30							506
FUMBLES																		
Number	5	2	1	2	1	2	0	1	1	2	0							17
Lost	1	1	1	1	0	1	0	1	0	1	0							7
PUNTING																		
Yards	108	161	135	209	188	293	94	233	162	252	218							2,053
Punts	2	3	3	4	4	6	2	5	3	5	4							41
Net Avg.	44.5	46.7	41.0	49.3	44.5	43.0	47.0	44.0	51.7	38.4	45.8							44.6
Gross Avg.	54.0	53.7	45.0	52.3	47.0	48.8	47.0	46.6	54.0	50.4	54.5							50.1
SCORING																		
Points	44	23	20	16	20	19	34	34	31	17	38							296
Q1	14	7	10	0	7	3	7	7	3	3	0							61
Q2	9	13	3	10	7	6	7	7	7	0	17							86
Q3	14	3	7	0	3	3	3	14	7	7	14							75
Q4	7	0	0	6	3	7	17	6	14	7	7							74
OT	0	0	0	0	0	0	0	0	0	0	0							0
TD Rushing	1	0	2	0	2	1	0	3	2	1	1							13
TD Passing	5	2	0	1	0	0	4	2	2	1	4							21
TD KO Returns	0	0	0	0	0	0	0	0	0	0	0							0
TD Punt Returns	0	0	0	0	0	0	0	0	0	0	0							0
TD Sp. Teams	0	0	0	0	0	0	0	0	0	0	0							0
TD Def. Returns	0	0	0	1	0	0	0	0	0	0	0							1
FG Attempts	1	3	2	1	2	4	2	1	1	1	1							19
FG Made	1	3	2	1	2	4	2	0	1	1	1							18
Safety	0	0	0	0	0	0	0	0	0	0	0							0
2-Pt Attempts	0	0	0	1	0	0	0	0	0	0	0							1
2-Pt Made	0	0	0	0	0	0	0	0	0	0	0							0
Time of Possession	34:42	29:47	26:04	21:25	34:39	29:16	29:02	29:27	34:31	27:59	29:09							29:38



THE LAST TIME - REGULAR SEASON

RUSHING

200 Yards Rushing

By Cardinals: 228, Beanie Wells at St. Louis, Nov. 27, 2011 (27 att., 1 TD)
By Opponent: 228, Clinton Portis at Denver, Dec. 29, 2002 (24 att., 2 TD)

150 Yards Rushing

By Cardinals: 164, Kenyan Drake at Dallas, Oct. 19, 2020 (20 att., 2 TD)
By Opponent: 190, Rashaad Penny vs. Seattle, Jan. 9, 2022 (23 att., 1 TD)

100 Yards Rushing

By Cardinals: 100, Kyler Murray at Seattle Oct. 16, 2022 (10 att., 0 TD)
By Opponent: 109, Kenneth Walker III vs. Seattle, Nov. 6, 2022 (26 att., 2 TD)

Two 100-Yard Rushers

By Cardinals: 126 yards, Ottis Anderson/102 yards, Wayne Morris at New Orleans, Oct. 5, 1980
By Opponent: 128 yards, Marshawn Lynch/108 yards, Robert Turbin at Seattle, Dec. 9, 2012

Four Rushing Touchdowns

By Cardinals: Kenyan Drake vs. Cleveland, Dec. 15, 2019 (5, 1, 1, 17 yards)
By Opponent: Shaun Alexander at Seattle, Sep. 25, 2005 (25, 1, 1, 1 yards)

Three Rushing Touchdowns

By Cardinals: Kenyan Drake (4) vs. Cleveland, Dec. 15, 2019 (5, 1, 1, 17 yards)
By Opponent: Todd Gurley at LA Rams, Sep. 16, 2018 (11, 1, 2 yards)

Two Rushing Touchdowns

By Cardinals: James Conner at LA Rams, Nov. 13, 2022 (4, 9 yards)
By Opponent: Kenneth Walker III vs. Seattle, Nov. 6, 2022 (1, 5 yards)

PASSING

500 Yards Passing

By Cardinals: 522, Boomer Esiason at Washington, Nov. 10, 1996-OT (35 comp., 59 att.)
By Opponent: Never happened

400 Yards Passing

By Cardinals: 400, Kyler Murray vs. Minnesota, Sep. 19, 2021 (29 comp., 36 att.)
By Opponent: 424, Jared Goff vs. LA Rams, Dec. 1, 2019 (32 comp., 43 att.)

300 Yards Passing

By Cardinals: 326, Kyler Murray at Minnesota, Oct. 30, 2022 (31 comp., 44 att.)
By Opponent: 361, Andy Dalton vs. New Orleans Oct. 20 2022 (30 comp., 47 att.)

Six Touchdown Passes

By Cardinals: Charley Johnson vs. New Orleans, Nov. 2, 1969 (32, 14, 28, 31, 26, 14 yards)
By Opponent: Brett Favre at NY Jets, Sep. 28, 2008 (12, 34, 2, 17, 40, 24 yards)

Five Touchdown Passes

By Cardinals: Kurt Warner at Chicago, Nov. 8, 2009 (11, 6, 17, 15, 4 yards)
By Opponent: Patrick Mahomes vs. Kansas City, Sep. 11, 2022 (9, 3, 4, 1, 2 yards)

Four Touchdown Passes

By Cardinals: Kyler Murray at Cleveland, Oct. 17, 2021 (21, 13, 9, 14 yards)
By Opponent: Jimmy Garoppolo vs. San Francisco, Nov. 21, 2022 (7, 39, 13, 32 yards)

Three Touchdown Passes

By Cardinals: Kyler Murray at Minnesota, Oct. 30, 2022 (6, 8, 38 yards)
By Opponent: Jimmy Garoppolo vs. San Francisco, Nov. 21 2022 (7, 39, 13, 32 yards)

RECEIVING

200 Yards Receiving

By Cardinals: 217, Anquan Boldin at Detroit, Sep. 7, 2003 (10 rec., 2 TD)
By Opponent: 200, Tyler Lockett vs. Seattle, Oct. 25, 2020 (15 rec., 3 TD)

150 Yards Receiving

By Cardinals: 159, DeAndre Hopkins at Minnesota, Oct. 30, 2022 (12 rec., 1 TD)
By Opponent: 200, Tyler Lockett vs. Seattle, Oct. 25, 2020 (15 rec., 3 TD)

100 Yards Receiving

By Cardinals: 103, Greg Dortch vs. San Francisco, Nov. 21, 2022 (12 rec., 1 TD)
By Opponent: 106, Chris Olave vs. New Orleans, Oct. 20, 2022 (7 rec.)

Two 100-Yard Receivers

By Cardinals: 112, A.J. Green (5 rec.), 104, Christian Kirk (7 rec.) at Jacksonville, Sep. 26, 2021
By Opponent: 172, Robert Woods (13 rec.), 107, Tyler Higbee (7 rec., 1 TD) vs. LA Rams, Dec. 1, 2019

Four Receiving Touchdowns

By Cardinals: Roy Green vs. Seattle, Nov. 13, 1983 (15, 23, 7, 63 yards)
By Opponent: Earnest Gray vs. NY Giants, Sep. 7, 1980 (10, 37, 42, 20 yards)

Three Receiving Touchdowns

By Cardinals: Christian Kirk at Tampa Bay, Nov. 10, 2019 (33, 69, 15 yards)
By Opponent: Tyler Lockett vs. Seattle, Oct. 25, 2020 (3, 47, 3 yards)

Two Receiving Touchdowns

By Cardinals: Antoine Wesley at Dallas, Jan. 2, 2022 (1, 19 yards)
By Opponent: Brandon Aiyuk/George Kittle vs. San Francisco, Nov. 22, 2022 (7, 13 yards / 39, 32 yards)

10 or More Receptions in a Game

By Cardinals: DeAndre Hopkins (10 for 98 yards) at LA Rams, Nov. 13, 2022
By Opponent: DeVonta Smith (10 for 87 yards) vs. Philadelphia, Oct. 9, 2022

COMBOS

100-Yard Rusher/100-Yard Receiver

By Cardinals: Kenyan Drake, 100 rushing yards/DeAndre Hopkins, 127 receiving yards vs. Buffalo, Nov. 15, 2020
By Opponent: Latavius Murray, 102 rushing yards/Michael Thomas, 112 receiving yards at New Orleans, Oct. 27, 2019

100-Yard Rusher/Two 100-Yard Receivers

By Cardinals: Johnny Johnson, 103 rushing yards/Ernie Jones, 117 receiving yards/Roy Green, 120 receiving yards vs. Green Bay, Nov. 18, 1990
By Opponent: Marshawn Lynch, 113 rushing yards/Luke Willson, 139 receiving yards/Doug Baldwin, 113 receiving yards vs. Seattle, Dec. 21, 2014

100-Yard Rusher/100-Yard Receiver/300-Yard Passer

By Cardinals: Chris Johnson, 109 rushing yards/Michael Floyd, 106 receiving yards/Carson Palmer 374 passing yards at Cleveland, Nov. 1, 2015
By Opponent: Latavius Murray, 102 rushing yards/Michael Thomas, 112 receiving yards/Drew Brees, 373 passing yards at New Orleans, Oct. 27, 2019

Two 100-Yard Receivers/300-Yard Passer

By Cardinals: A.J. Green, 112; Christian Kirk, 104; Kyler Murray, 316, at Jacksonville, Sep. 26, 2021
By Opponent: Robert Woods, 172; Tyler Higbee, 107; Jared Goff, 424 vs. LA Rams, Dec. 1, 2019

SCORING

Four Total Touchdowns

By Cardinals: Kenyan Drake vs. Cleveland, Dec. 15, 2019 (4 rush)
By Opponent: Brian Westbrook at Philadelphia, Nov. 27, 2008 (2 rush, 2 rec.)

Three Total Touchdowns

By Cardinals: James Conner at San Francisco, Nov. 7, 2021 (2 rush, 1 rec.)
By Opponent: Tyler Lockett vs. Seattle, Oct. 25, 2020 (3 rec.)

Two-Point Conversion

By Cardinals: Zach Ertz reception vs. New Orleans, Oct. 20, 2022
By Opponent: Cedrick Wilson reception at Dallas, Jan. 2, 2022

Multiple Two-Point Conversions

By Cardinals: Eno Benjamin run; Zach Ertz reception vs. New Orleans, Oct. 20, 2022
By Opponent: Todd Gurley run (2x); Malcom Brown reception vs. LA Rams Sep. 16, 2018

Safety

By Cardinals: Intentional grounding by Jalen Hurts in end zone vs. Philadelphia, Dec. 20, 2020
By Opponent: Intentional grounding by Kyler Murray in end zone vs. Indianapolis, Dec. 25, 2021

KICKING

Six Field Goals

By Cardinals: Neil Rackers vs. San Francisco, Oct. 2, 2005 (40, 45, 48, 23, 43, 24 yards)
By Opponent: Never happened

Five Field Goals

By Cardinals: Phil Dawson at Washington, Dec. 17, 2017 (40, 35, 19, 34, 32 yards)
By Opponent: Robbie Gould vs. San Francisco, Oct. 1, 2017 (49, 39, 47, 48, 23 yards)

Four Field Goals

By Cardinals: Matt Prater vs. LA Rams, Sep. 25, 2022 (23, 43, 49, 31 yards)
By Opponent: Jason Myers at Seattle, Oct. 16, 2021 (39, 27, 34, 32 yards)

Three Field Goals

By Cardinals: Matt Prater vs. LA Rams, Sep. 25, 2022 (23, 43, 49, 31 yards)
By Opponent: Jason Myers at Seattle, Oct. 16, 2022 (39, 27, 34, 32 yards)



Missed Point-After-Touchdown

By Cardinals: Rodrigo Blankenship vs. New Orleans, Oct. 20, 2022 (wide left)
By Opponent: Greg Joseph at Minnesota, Oct 30, 2022 (hit left upright)

Blocked Punt

By Cardinals: Ezekiel Turner vs. Philadelphia, Dec. 20, 2020 (Cameron Johnston punt)
By Opponent: Michael Thomas at NY Giants, Oct. 20, 2019 (Andy Lee Punt)

Blocked Punt Return For Touchdown

By Cardinals: Dennis Gardeck (Cameron Malveaux block) at Seattle, Dec. 30, 2018, 0 yards (Michael Dickson punt)
By Opponent: Elijah Penny (Michael Thomas block) at NY Giants, Oct. 20, 2019, 0 yards (Andy Lee punt)

Blocked Field Goal Attempt

By Cardinals: Leki Fotu at Minnesota, Oct. 30, 2022 (Greg Joseph 45-yard attempt)
By Opponent: A'Shawn Robinson at LA Rams, Jan. 3, 2021 (Mike Nugent 37-yard attempt)

Blocked Field Goal Attempt For Touchdown

By Cardinals: Justin Bethel (Adrian Wilson block) vs. Chicago, Dec. 23, 2012, 82 yards (Olindo Mare kick)
By Opponent: Mike Bass (Verlon Biggs block) at Washington, Sep. 24, 1972, 32 yards (Jim Bakken kick)

RETURNS

Punt Return For Touchdown

By Cardinals: Ted Ginn, Jr. at NY Giants, Sep. 14, 2014, 71 yards (Steve Weatherford punt)
By Opponent: Diontae Johnson vs. Pittsburgh, Dec. 8, 2019, 85 yards (Andy Lee punt)

Kickoff Return For Touchdown

By Cardinals: David Johnson at Chicago, Sep. 20, 2015, 108 yards (Robbie Gould kickoff)
By Opponent: Tyler Lockett at Seattle, Dec. 31, 2017, 99 yards (Phil Dawson kickoff)

Interception Return For Touchdown

By Cardinals: Zaven Collins vs. Seattle, Nov. 6, 2022 (30 yards, Geno Smith pass)
By Opponent: Frankie Luvu at Carolina, Oct. 2, 2022 (33 yards, Kyler Murray pass)

Fumble Return For Touchdown

By Cardinals: Chris Banjo at Seattle, Oct. 16, 2022 (fumble recovery in end zone on punt attempt, Matt Dickson fumble)
By Opponent: Shaq Lawson vs. Miami, Nov. 8, 2020, 36 yards (Kyler Murray fumble)

DEFENSE

Four Interceptions

By Cardinals: Kwamie Lassiter vs. San Diego, Dec. 27, 1998
By Opponent: Never happened

Three Interceptions

By Cardinals: Antrel Rolle at Cincinnati, Nov. 18, 2007
By Opponent: Marcus Trufant at Seattle, Dec. 9, 2007

Two Interceptions

By Cardinals: Byron Murphy Jr. at Jacksonville, Sep. 26, 2021
By Opponent: Joe Haden vs. Pittsburgh, Dec. 8, 2019

Two Interceptions By Teammates

By Cardinals: At Washington, Oct. 16, 1994 (Aeneas Williams and James Williams)
By Opponent: At Seattle, Dec. 9, 2012 (Richard Sherman and Bobby Wagner)

Four Quarterback Sacks

By Cardinals: Chandler Jones (5.0) at Tennessee, Sep. 12, 2021
By Opponent: Cameron Wake (4.5) vs. Miami, Sep. 30, 2012

Three Quarterback Sacks

By Cardinals: Markus Golden at San Francisco, Nov. 7, 2021
By Opponent: Za'Darius Smith at Minnesota, Oct. 30, 2022

Two Quarterback Sacks By Teammates

By Cardinals: at Cleveland, Oct. 17, 2021 (Markus Golden 2.0, Jordan Hicks 2.0)
By Opponent: vs. Carolina, Sep. 22, 2019 (Mario Addison 3.0, Christian Miller 2.0)

Two Opponent Fumble Recoveries

By Cardinals: Jordan Hicks at San Francisco, Nov. 7, 2021
By Opponent: J.J. Watt vs. Houston, Nov. 10, 2013

TEAM SCORING

50 Points Scored By Team

By Cardinals: St. Louis 56 at Minnesota 14, Oct. 6, 1963
By Opponent: Arizona 0 at Seattle 58, Dec. 9, 2012

40 Points Scored By Team

By Cardinals: Arizona 42, vs. New Orleans 34, Oct. 20, 2022
By Opponent: Arizona 21, vs. Kansas City 44, Sep. 11, 2022

20 First-Quarter Points

By Cardinals: 21 vs. San Francisco, Sep. 10, 2006
By Opponent: 21 vs. Denver, Oct. 18, 2018

20 Second-Quarter Points

By Cardinals: 25 vs. New Orleans, Oct. 20, 2022
By Opponent: 20 vs. Philadelphia, Dec. 20, 2020

20 Third-Quarter Points

By Cardinals: 21 vs. Green Bay, Dec. 27, 2015
By Opponent: 21 at San Francisco, Jan. 2, 2011

20 Fourth-Quarter Points

By Cardinals: 20 at Seattle, Dec. 24, 2016
By Opponent: 21 vs. LA Rams, Dec. 6, 2020

30 One-Half Points

By Cardinals: 31 in first half vs. San Francisco, Sep. 27, 2015
By Opponent: 35 in first half vs. Denver, Oct. 18, 2018

Score Touchdown In Each Quarter

By Cardinals: at Cleveland, Oct. 17, 2021 (7, 16, 7, 7 points)
By Opponent: at Minnesota, Oct. 30 2022 (7, 7, 14, 6 points)

OFFENSE

500 Yards Total Offense

By Cardinals: 503 vs. Minnesota, Sep. 19, 2021
By Opponent: 572 vs. Seattle, Oct. 25, 2020

No Sacks/No Interceptions Allowed

By Cardinals: vs. Indianapolis, Dec. 25, 2021
By Opponent: vs. San Francisco, Nov. 21, 2022

DEFENSE

Shutout

By Cardinals: Arizona 23, vs. NY Giants 0, Dec. 24, 2017 (State Farm Stadium)
By Opponent: Arizona 0, at LA Rams 34, Sep. 16, 2018 (Los Angeles Memorial Coliseum)

Shutout At Home

By Cardinals: Arizona 23, vs. NY Giants 0, Dec. 24, 2017 (State Farm Stadium)
By Opponent: Arizona 0, vs. Seattle 38, Sep. 14, 2003 (Sun Devil Stadium)

Shutout On The Road

By Cardinals: Arizona 38, at Dallas 0, Nov. 16, 1970 (Cotton Bowl)
By Opponent: Arizona 0, at LA Rams 34, Sep. 16, 2018 (Los Angeles Memorial Coliseum)

MISCELLANEOUS

Overtime Win At Home

By Cardinals: vs. Seattle, Oct. 25, 2020, 37-34 (State Farm Stadium)
By Opponent: Oct. 14, 2012 vs. Buffalo, 19-16 (State Farm Stadium)

Overtime Win On The Road

By Cardinals: Sep. 18, 2022 at Las Vegas, 29-23 (Allegiant Stadium)
By Opponent: Nov. 7, 2010 at Minnesota, 27-24 (Metrodome)

10 Or More Penalties

By Cardinals: 10, at LA Rams Nov. 13 2022 (67 yards)
By Opponent: 10, at Minnesota, Oct. 30, 2022 (86 yards)

Tie Game

By Cardinals: Sep. 8, 2019 vs. Detroit, 27-27

Over 40:00 Time of Possession (Non-OT)

By Cardinals: 40:22 at Seattle, Nov. 21, 2021
By Opponent: 40:12 at San Francisco, Oct. 7, 2018



CARDINALS MISCELLANEOUS STATS

Season Record.....	4-7	At Home.....	1-4	When won coin toss.....	3-3
In NFC West Games.....	1-4	On the Road.....	3-2	When lost coin toss.....	1-4
In NFC East Games.....	0-1	Outdoors.....	2-3	When scored first.....	0-2
In NFC North Games.....	0-1	Indoors.....	2-4	When opp. scores first.....	4-5
In NFC South Games.....	2-0	On Natural Grass.....	2-5	In overtime games.....	1-0
In September.....	1-2	When Cards out-rushed opponent.....	4-1		
In October.....	2-3	When Cards out-passed opponent.....	3-5		
In November.....	1-2	While wearing white jersey/white pants.....	2-2		
In December.....	0-0	While wearing white jersey/red pants.....	0-0		
In January.....	0-0	While wearing red jersey/white pants.....	0-3		
With roof open at State Farm Stadium.....	1-1	While wearing red jersey/red pants.....	1-1		
With roof closed at State Farm Stadium.....	0-3	While wearing black jersey/white-black pants.....	1-1		
When Yielding 20 Points or Less.....	2-3	When Tied at Halftime.....	0-0		
When Scoring 20 Points or More.....	4-3	When Led at the End of 3 rd Quarter.....	2-0		
When Led at Halftime.....	2-0	When Trailing at the End of 3 rd Quarter.....	1-7		
When Trailing at Halftime.....	2-7	When Tied at the End of 3 rd Quarter.....	1-0		
When Arizona had a 100-yd rusher.....	0-1	When Arizona had a 300-yard passer.....	0-2		
When opp. had a 100-yd rusher.....	0-2	When opponent had a 300-yard passer.....	1-1		
When Arizona had a 100-yd receiver.....	1-3	When Arizona won turnover margin.....	3-2		
When opp. had a 100-yd receiver.....	1-1	When opponent won turnover margin.....	0-4		

Booth Initiated Reviews

Date	Opp	Explanation	Result
9-11	vs. KC	Reviewed the pass completion ruling for ARZ WR Greg Dortch-(Incomplete)	Reversed
9-18	@ LV	Reviewed the runner broke the plane ruling for ARZ WR Marquise Brown-(Short of goal line)	Reversed
		Reviewed the pass completion ruling for ARZ WR A.J. Green-(Incomplete)	Reversed
		Reviewed the pass completion ruling for ARZ WR A.J. Green	Upheld
		Reviewed the runner broke the plane ruling for ARZ CB Byron Murphy Jr.	Upheld
10-9	vs. PHI	Reviewed the interception ruling for ARZ S Jalen Thompson-(Incomplete)	Reversed
10-16	@ SEA	Reviewed the incomplete pass ruling for SEA TE Noah Fant	Upheld
10-20	vs. NO	Reviewed the runner broke the plane ruling for ARZ RB Eno Benjamin on conversion	Upheld
		Reviewed the runner broke the plane ruling for ARZ RB Keaontay Ingram-(Short of goal line)	Reversed
11-6	vs. SEA	Reviewed the pass completion/fumble ruling for ARZ WR Rondale Moore-(Incomplete)	Reversed
11-13	@ LAR	Reviewed the incomplete pass ruling for LAR QB John Wolford-(Fumble)	Reversed

Arizona Instant Replay Challenges (0-1)

Date	Opp	Explanation	Result
10-20	vs. NO	Challenged the runner was inbounds ruling for NO WR Kevin White	Upheld

Opponent Instant Replay Challenges (0-0)

Date	Opp	Explanation	Result
------	-----	-------------	--------

Overtime Scoring Plays (1-0)

Date	Opp	Play
9-18	@ LV	CB Byron Murphy Jr. 59-yard fumble return for a touchdown

Arizona Defensive Touchdowns

Date	Opp	Play
9-18	@ LV	CB Byron Murphy Jr. 59-yard fumble return for a touchdown
10-16	@ SEA	S Chris Banjo recovers fumble by SEA P Michael Dickson in endzone for a touchdown
10-20	vs. NO	CB Marco Wilson 38-yard interception return for a touchdown
		LB Isaiah Simmons 56-yard interception return for a touchdown
11-6	vs. SEA	LB Zaven Collins 30-yard interception return for a touchdown



Arizona Kick/Punt Return Touchdowns

Date	Opp	Play
------	-----	------

Arizona Two-Point Conversion Attempts (5-8)

Date	Opp	Play
9-11	vs. KC	Pass attempt from QB Kyler Murray to TE Zach Ertz is successful
		Pass attempt from QB Kyler Murray to WR A.J. Green is incomplete
9-18	@ LV	Run by QB Kyler Murray is successful
		Pass attempt from QB Kyler Murray to WR A.J. Green is successful
10-2	@ CAR	QB Kyler Murray is sacked
10-20	vs. NO	Run by RB Eno Benjamin is successful
		Pass attempt from QB Kyler Murray to TE Zach Ertz is successful
10-30	@ MIN	Pass attempt from QB Kyler Murray to WR DeAndre Hopkins is incomplete

Arizona Onside Kick Attempts/Recoveries (0-1)

Date	Opp	Play
9-25	vs. LAR	K Matt Prater onside kick is recovered by LAR TE Tyler Higbee



CARDINALS SCORING DRIVES

CARDINALS 2022 REGULAR SEASON SCORING DRIVES

DATE	OPPONENT	ACQUIRED	DRIVE START	PLAYS	YARDS	Q	TIME	FIRST DOWNS	SCORING PLAY	ARI	OPP
09/11	Kansas City	Kickoff	ARI 25	11	75	Q1	5:15	6	Q2: J. Conner: 2-yard run	7	14
		Kickoff	ARI 25	14	75	Q3	6:04	5	Q4: M. Brown: 6-yard pass from K. Murray	15	37
		Kickoff	KC 48	6	48	Q4	2:28	3	Z. Ertz: 6-yard pass from K. Murray	21	44
09/18	at Las Vegas	Punt	ARI 21	11	79	Q3	5:27	5	G. Dortch: 5-yard pass from K. Murray	7	20
		Punt	ARI 46	9	54	Q4	3:54	4	Murray	15	23
		Punt	ARI 27	18	73	Q4	4:43	8	D. Williams: 1-yard run K. Murray: 3-yard run	23	23
09/25	L.A. Rams	Punt	ARI 30	19	65	Q2	9:30	5	M. Prater: 23-yard FG	3	13
		Punt	ARI 28	8	47	Q2	0:46	3	M. Prater: 43-yard FG	6	13
		Punt	ARI 11	16	58	Q3	7:47	4	M. Prater: 49-yard FG	9	13
		Fumble	ARI 3	17	84	Q4	5:32	6	M. Prater: 31-yard FG	12	20
10/02	at Carolina	Fumble	ARI 35	8	50	Q2	3:19	2	M. Prater: 33-yard FG	3	7
		Punt	ARI 11	9	89	Q3	5:08	5	Z. Ertz: 2-yard pass from K. Murray	10	10
		Punt	ARI 22	15	57	Q3	9:26	6	Q4: M. Prater: 39-yard FG	13	10
		Interception	CAR 5	2	5	Q4	0:42	1	K. Murray: 4-yard run	20	10
		Downs	CAR 31	3	31	Q4	1:36	1	M. Brown: 23-yard pass from K. Murray	26	10
10/09	Philadelphia	Punt	ARI 43	6	57	Q2	2:16	3	M. Brown: 25-yard pass from K. Murray	7	14
		Punt	ARI 7	16	91	Q2	3:22	5	Murray	10	14
		Punt	ARI 10	12	90	Q3	5:37	6	M. Ammendola: 20-yard FG Q4: E. Benjamin: 11-yard run	17	17
10/16	at Seattle	Kickoff	ARI 19	10	76	Q1	4:40	2	M. Ammendola: 23-yard FG	3	0
10/20	New Orleans	Kickoff	ARI 25	6	43	Q1	1:59	1	R. Blankenship: 50-yard FG	3	7
		Interception	ARI 20	9	70	Q1	3:51	3	Q2: R. Blankenship: 28-yard FG	6	7
		Kickoff	ARI 25	13	75	Q2	8:01	6	K. Ingram: 2-yard run	14	14
		Punt	ARI 15	12	85	Q3	6:31	6	G. Dortch: 5-yard pass from K. Murray	35	17
		Kickoff	ARI 36	8	64	Q4	4:52	4	Murray E. Benjamin: 5-yard run	42	24
10/30	at Minnesota	Kickoff	ARI 25	8	49	Q1	4:08	3	M. Prater: 44-yard FG	3	7
		Punt	ARI 28	10	72	Q2	2:52	5	D. Hopkins: 6-yard pass from K. Murray	10	14
		Punt	ARI 48	5	52	Q3	2:14	3	Murray	17	14
		Kickoff	ARI 30	4	70	Q3	1:40	2	Z. Ertz: 8-yard pass from K. Murray	23	28
		Fumble	MIN 24	7	8	Q3	3:27	1	R. Moore: 38-yard pass from K. Murray Q4: M. Prater: 34-yard FG	26	28
11/06	Seattle	Kickoff	ARI 17	9	83	Q1	4:33	4	D. Hopkins: 22-yard pass from K. Murray	7	3
		Kickoff	ARI 25	14	75	Q4	4:00	6	Z. Ertz: 6-yard pass from K. Murray	21	24
11/13	at L.A. Rams	Kickoff	ARI 25	14	57	Q1	6:03	3	T. Vizcaino: 36-yard FG	3	3
		Punt	ARI 34	13	66	Q2	6:31	6	J. Conner: 4-yard run	10	3
		Fumble	LAR 30	5	30	Q2	1:10	3	A. Green: 6-yard pass from C. McCoy	17	3
		Punt	30	9	60	Q4	5:03	3	McCoy	24	10
		Interception	ARI 40	4	-3	Q4	1:49	0	J. Conner: 9-yard run T. Vizcaino: 46-yard FG	27	10
11/21	San Francisco	Punt	ARI 20	11	58	Q1	4:38	3	M. Prater: 40-yard FG	3	0
		Kickoff	ARI 25	9	75	Q2	4:23	4	J. Conner: 2-yard run	10	14
11/27	L.A. Chargers	--	--	--	--	--	--	--	--	--	
12/12	New England	--	--	--	--	--	--	--	--	--	
12/18	at Denver	--	--	--	--	--	--	--	--	--	
12/25	Tampa Bay	--	--	--	--	--	--	--	--	--	
01/01	at Atlanta	--	--	--	--	--	--	--	--	--	
01/08	at San Francisco	--	--	--	--	--	--	--	--	--	
AVG				10.0	60.3		4:20	3.8			

CARDINALS DEFENSIVE SUMMARIES



SEPTEMBER 11, 2022
CARDINALS VS. KANSAS CITY CHIEFS
L 44-21

TOP TACKLERS		SACKS		INTS		FORCED FUMBLES		RECOVERED FUMBLES	
PLAYER	NO.	PLAYER	NO.	PLAYER	NO.	PLAYER	NO.	PLAYER	NO.
B. Baker	13					D. Gardeck	1	B. Murphy Jr.	1
J. Thompson	9					R. Lawrence	1		
Z. Collins	7					M. Wilson	1		
M. Dogbe	5								
M. Wilson	5								

SEPTEMBER 18, 2022
CARDINALS @ LAS VEGAS RAIDERS
W 29-23 (OT)

TOP TACKLERS		SACKS		INTS		FORCED FUMBLES		RECOVERED FUMBLES	
PLAYER	NO.	PLAYER	NO.	PLAYER	NO.	PLAYER	NO.	PLAYER	NO.
J. Thompson	10	J. Watt	1.0			Z. Collins	1	B. Murphy Jr.	1
Z. Collins	8					I. Simmons	1		
B. Baker	6								
N. Vigil	5								
D. Gardeck	4								

SEPTEMBER 25, 2022
CARDINALS VS. LOS ANGELES RAMS
L 20-12

TOP TACKLERS		SACKS		INTS		FORCED FUMBLES		RECOVERED FUMBLES	
PLAYER	NO.	PLAYER	NO.	PLAYER	NO.	PLAYER	NO.	PLAYER	NO.
B. Baker	8	J. Watt	1.0			B. Baker	1	J. Thompson	1
J. Thompson	7								
Z. Collins	4								
B. Murphy Jr.	4								
Z. Allen	3								

OCTOBER 2, 2022
CARDINALS @ CAROLINA PANTHERS
W 26-16

TOP TACKLERS		SACKS		INTS		FORCED FUMBLES		RECOVERED FUMBLES	
PLAYER	NO.	PLAYER	NO.	PLAYER	NO.	PLAYER	NO.	PLAYER	NO.
Z. Collins	8	Z. Allen	1.0	D. Gardeck	1			B. Niemann	1
Z. Allen	6	D. Gardeck	1.0	J. Thompson	1				
B. Baker	5								
M. Golden	4								
B. Niemann	3								

OCTOBER 9, 2022
CARDINALS VS. PHILADELPHIA EAGLES
L 20-17

TOP TACKLERS		SACKS		INTS		FORCED FUMBLES		RECOVERED FUMBLES	
PLAYER	NO.	PLAYER	NO.	PLAYER	NO.	PLAYER	NO.	PLAYER	NO.
I. Simmons	13	Z. Allen	1.0						
B. Murphy Jr.	9	B. Murphy Jr.	0.5						
Z. Allen	8	J. Watt	0.5						
M. Wilson	8								
B. Baker	7								

OCTOBER 16, 2022
CARDINALS @ SEATTLE SEAHAWKS
L 19-9

TOP TACKLERS		SACKS		INTS		FORCED FUMBLES		RECOVERED FUMBLES	
PLAYER	NO.	PLAYER	NO.	PLAYER	NO.	PLAYER	NO.	PLAYER	NO.
Z. Collins	8	Z. Collins	2.0			E. Turner	1	C. Banjo	1
M. Golden	8	M. Golden	1.0						
J. Thompson	7	M. Sanders	1.0						
B. Baker	6	C. Thomas	1.0						
M. Wilson	6								



CARDINALS DEFENSIVE SUMMARIES

OCTOBER 20, 2022 CARDINALS VS. NEW ORLEANS SAINTS W 42-34

TOP TACKLERS		SACKS		INTS		FORCED FUMBLES		RECOVERED FUMBLES	
PLAYER	NO.	PLAYER	NO.	PLAYER	NO.	PLAYER	NO.	PLAYER	NO.
Z. Collins	9			A. Hamilton	1				
A. Hamilton	6			I. Simmons	1				
B. Baker	5			M. Wilson	1				
B. Murphy Jr.	5								
I. Simmons	5								

OCTOBER 30, 2022 CARDINALS @ MINNESOTA VIKINGS L 34-26

TOP TACKLERS		SACKS		INTS		FORCED FUMBLES		RECOVERED FUMBLES	
PLAYER	NO.	PLAYER	NO.	PLAYER	NO.	PLAYER	NO.	PLAYER	NO.
B. Baker	10	J. Watt	2.0			I. Simmons	1	I. Simmons	1
J. Thompson	6	I. Simmons	1.0						
Z. Collins	5								
L. Fotu	5								
I. Simmons	5								

NOVEMBER 6, 2022 CARDINALS VS. SEATTLE SEAHAWKS L 31-21

TOP TACKLERS		SACKS		INTS		FORCED FUMBLES		RECOVERED FUMBLES	
PLAYER	NO.	PLAYER	NO.	PLAYER	NO.	PLAYER	NO.	PLAYER	NO.
B. Baker	11	I. Simmons	1.0	Z. Collins	1				
I. Simmons	8	Z. Allen	0.5						
Z. Collins	7	M. Golden	0.5						
M. Golden	6								
J. Thompson	6								

NOVEMBER 13, 2022 CARDINALS @ LOS ANGELES RAMS W 27-17

TOP TACKLERS		SACKS		INTS		FORCED FUMBLES		RECOVERED FUMBLES	
PLAYER	NO.	PLAYER	NO.	PLAYER	NO.	PLAYER	NO.	PLAYER	NO.
A. Hamilton	12	Z. Allen	1.0	B. Baker	1	M. Sanders	1	J. Watt	1
I. Simmons	7	M. Sanders	1.0						
B. Niemann	6	J. Watt	1.0						
M. Sanders	5								
Z. Allen	4								

NOVEMBER 21, 2022 CARDINALS VS. SAN FRANCISCO 49ERS L 38-10

TOP TACKLERS		SACKS		INTS		FORCED FUMBLES		RECOVERED FUMBLES	
PLAYER	NO.	PLAYER	NO.	PLAYER	NO.	PLAYER	NO.	PLAYER	NO.
B. Baker	10								
Z. Collins	7								
B. Niemann	7								
Z. Allen	3								
L. Fotu	3								

CARDINALS TURNOVER ANALYSIS



2022 REGULAR SEASON - DEFENSIVE TAKEAWAYS

DATE	OPPONENT	TAKEAWAY	QTR.	SCORE	YD-LINE	RESULT
09/11	Kansas City	B. Murphy Jr. FR (D. Gardeck FF)	2	7-20	KC-42	Downs
09/18	at Las Vegas	B. Murphy Jr. FR (I. Simmons FF)	5	29-23	ARZ-41	TD
09/25	L.A. Rams	J. Thompson FR (B. Baker FF)	4	9-20	ARZ-3	FG
10/02	at Carolina	B. Niemann FR (B. Mayfield fumble)	2	0-7	ARZ-35	FG
		J. Thompson INT (B. Mayfield)	2	3-7	ARZ-18	Punt
		D. Gardeck INT (B. Mayfield)	4	13-10	CAR-29	TD
10/09	Philadelphia	None				
10/16	at Seattle	None				
10/20	New Orleans	A. Hamilton INT (A. Dalton: touchback)	1	3-7	ARZ-(-9)	FG
		M. Wilson INT (A. Dalton)	2	20-14	NO-38	TD
		I. Simmons INT (A. Dalton)	2	28-14	ARZ-44	TD
10/30	at Minnesota	I. Simmons FR (I. Simmons FF)	3	23-28	MIN-24	FG
11/06	Seattle	Z. Collins INT (G. Smith)	3	14-10	SEA-30	TD
11/13	at L.A. Rams	J. Watt FR (M. Sanders FF)	2	10-3	LA-30	TD
		B. Baker INT (J. Wolford)	4	24-10	ARZ-22	FG
11/21	San Francisco	None				
11/27	L.A. Chargers	--	--	--	--	--
12/12	New England	--	--	--	--	--
12/18	at Denver	--	--	--	--	--
12/25	Tampa Bay	--	--	--	--	--
01/01	at Atlanta	--	--	--	--	--
01/08	at San Francisco	--	--	--	--	--

2022 REGULAR SEASON - OFFENSIVE GIVEAWAYS

DATE	OPPONENT	TAKEAWAY	QTR.	SCORE	YD-LINE	RESULT
09/11	Kansas City	None				
09/18	at Las Vegas	K. Murray INT (A. Robertson)	2	0-17	LV-20	FG
09/25	L.A. Rams	None				
10/02	at Carolina	K. Murray INT (F. Luvu)	2	0-7	ARZ-33	TD
10/09	Philadelphia	K. Murray INT (C. Gardner-Johnson)	1	0-7	PHI-35	Punt
10/16	at Seattle	K. Murray fumble (C. Bryant FF; T. Woolen FR)	3	3-12	SEA-19	Fumble
		K. Murray INT (T. Woolen)	4	9-19	SEA-25	Punt
10/20	New Orleans	None				
10/30	at Minnesota	K. Murray INT (H. Smith)	3	17-21	ARZ-46	TD
		K. Murray INT (C. Bynum)	4	26-34	MIN-24	Punt
11/06	Seattle	K. Murray fumble (R. Neal FF; J. Jones FR)	2	7-10	SEA-23	End of Half
11/13	at L.A. Rams	None				
11/21	San Francisco	C. McCoy INT (J. Ward)	2	3-7	ARZ-46	TD
		T. McSorley INT (S. Womack III: touchback)	4	10-38	SF-(-1)	EOG
11/27	L.A. Chargers	--	--	--	--	--
12/12	New England	--	--	--	--	--
12/18	at Denver	--	--	--	--	--
12/25	Tampa Bay	--	--	--	--	--
01/01	at Atlanta	--	--	--	--	--
01/08	at San Francisco	--	--	--	--	--

2022 REGULAR SEASON - SPECIAL TEAMS/MISC TAKEAWAYS

DATE	OPPONENT	TAKEAWAY	QTR.	SCORE	YD-LINE	RESULT
10/16	at Seattle	C. Banjo FR (E. Turner FF)	3	9-12	SEA-(-4)	TD

2022 REGULAR SEASON - SPECIAL TEAMS/MISC GIVEAWAYS

DATE	OPPONENT	TAKEAWAY	QTR.	SCORE	YD-LINE	RESULT
10/30	at Minnesota	G. Dortch; T. Dye FR	4	26-28	ARZ-25	TD

2022 REGULAR SEASON - TURNOVERS

Offense:	10 Giveaways 24 Points (3 TD, 1 FG)	Ratio +3 (14 takeaways, 11 giveaways)
Defense:	13 Takeaways 56 Points (6 TD, 5 FG)	
Special Teams:	1 Giveaway 6 Points (1 TD, 0 FG)	Points Off Turnovers Ratio +32 (62 scored, 30 allowed)
	1 Takeaway 6 Points (1 TD, 0 FG)	



CARDINALS BIG PLAYS

DATE	OPPONENT	RUSHES				RECEPTIONS				RETURNS			
		GAIN	PLAYER	QTR	RESULT	GAIN	PLAYER	QTR	RESULT	GAIN	PLAYER	QTR	RESULT
09/11	Kansas City	10	Kyler Murray	1	Punt	24	Greg Dortch	1	TD	44	Eno Benjamin (KR)	4	TD
		21	Kyler Murray	2	TD	26	Marquise Brown	2	Punt				
		16	Eno Benjamin	3	TD	22	Eno Benjamin	4	TD				
		14	Trace McSorley	4	Game								
09/18	at Las Vegas	10	Kyler Murray	3	TD	21	James Conner	2	INT	59t	Byron Murphy Jr. (FR)	5	Fumble
		30	Darrel Williams	4	Downs	29	Greg Dortch	3	TD				
						24	Marquise Brown	4	TD				
09/25	L.A. Rams	10	James Conner	4	FG	20	Marquise Brown	2	FG				
						30	Greg Dortch	2	FG				
10/02	at Carolina	15	Eno Benjamin	1	Downs	21	Marquise Brown	2	FG				
		13	Darrel Williams	3'	FG	23	Zach Ertz	3	TD				
		10	Kyler Murray	3	FG	23t	Marquise Brown	4	TD				
10/09	Philadelphia	13	James Conner	2	TD	25t	Marquise Brown	2	TD				
		17	James Conner	2	FG	28	Rondale Moore	4	TD				
		13	Kyler Murray	4'	TD								
		11t	Eno Benjamin	4'	TD								
		15	Kyler Murray	4	Miss FG								
10/16	at Seattle	42	Kyler Murray	1	FG	26	Rondale Moore	1	FG				
		15	Kyler Murray	3	Downs	24	Marquise Brown	2	Punt				
		15	Kyler Murray	4	INT	32	Zach Ertz	3	Fumble				
						26	Marquise Brown	4	Downs				
10/20	New Orleans	17	Kyler Murray	1'	FG	31	Rondale Moore	1	FG	38t	Marco Wilson (INT)	2	INT
		45	Eno Benjamin	1'	FG	24	Keaontay Ingram	2	TD	56t	Isaiah Simmons (INT)	2	INT
		11	Kyler Murray	2'	FG					31	Greg Dortch (KR)	4	TD
		11	Keaontay Ingram	3	TD								
		15	Eno Benjamin	4	TD								
10/30	at Minnesota					33	DeAndre Hopkins	3	TD				
						27	Rondale Moore	3'	TD				
						38t	Rondale Moore	3'	TD				
						24	DeAndre Hopkins	4	Game				
11/06	Seattle	21	Kyler Murray	1'	TD	22t	DeAndre Hopkins	1	TD	30t	Zaven Collins (INT)	3	INT
		11	James Conner	1'	TD								
		17	Kyler Murray	2	Fumble								
		14	James Conner	4	TD								
11/13	at L.A. Rams					25	DeAndre Hopkins	3	Punt	53	Budda Baker (INT)	4	INT
						26	Rondale Moore	4	TD				
11/21	San Francisco	14	James Conner	3	Downs	47	Greg Dortch	2	TD				
		13	Keaontay Ingram	4	INT								
11/27	L.A. Chargers	--	--	--	--	--	--	--	--	--	--	--	
12/12	New England	--	--	--	--	--	--	--	--	--	--	--	
12/18	at Denver	--	--	--	--	--	--	--	--	--	--	--	
12/25	Tampa Bay	--	--	--	--	--	--	--	--	--	--	--	
01/01	at Atlanta	--	--	--	--	--	--	--	--	--	--	--	
01/08	at San Francisco	--	--	--	--	--	--	--	--	--	--	--	

' - result within the same drive

OPPONENT BIG PLAYS



DATE	OPPONENT	RUSHES				RECEPTIONS				RETURNS			
		GAIN	PLAYER	QTR	RESULT	GAIN	PLAYER	QTR	RESULT	GAIN	PLAYER	QTR	RESULT
09/11	Kansas City	18	Clyde Edwards-Helaire	1	TD	25	Clyde Edwards-Helaire	1'	TD				
		18	Jerick McKinnon	3	TD	20	Juju Smith-Schuster	1'	TD				
		11	Isiah Pacheco	4'	TD	35	Travis Kelce	3'	TD				
		19	Isiah Pacheco	4'	TD	30	Sky Moore	3'	TD				
		22	Isiah Pacheco	4	Punt	26	Travis Kelce	3	TD				
09/18 at Las Vegas		13	Josh Jacobs	1	TD	20	Mack Hollins	1'	TD				
						23	Mack Hollins	1'	TD				
						20	Hunter Renfrow	2'	TD				
						23	Ameer Abdullah	2	TD				
09/25 L.A. Rams		20t	Cooper Kupp	1	TD	28	Kendall Blanton	1'	FG	31	Brandon Powell (KR)	2	Half
		14	Cam Akers	3'	TD	26	Ben Skowronek	1'	FG				
		14t	Cam Akers	3'	TD	26	Tyler Higbee	3	TD				
		12	Cam Akers	4	Fumble	32	Ben Skowronek	4	Fumble				
10/02 at Carolina		10	Christian McCaffrey	1	Punt	34	Christian McCaffrey	4	TD	33t	Frankie Luvu (INT)	2	INT
		10	Christian McCaffrey	2'	INT								
		11	DJ Moore	2	INT								
10/09 Philadelphia		17	Jalen Hurts	2'	TD	22	DeVonta Smith	1'	TD				
		10	Jalen Hurts	2'	TD	20	DeVonta Smith	1'	TD				
		12	Miles Sanders	3'	FG	31	Dallas Goedert	3	Punt				
		13	Jalen Hurts	3'	FG								
		11	Kenneth Gainwell	4	FG								
10/16 at Seattle		17	Kenneth Walker III	1'	FG	22	Marquise Goodwin	2	FG				
		34	Kenneth Walker III	1'	FG								
		24	Geno Smith	2	FG								
		21	Kenneth Walker III	3	FG								
		11t	Kenneth Walker III	4	TD								
10/20 New Orleans		17	Alvin Kamara	1	TD	53t	Rashid Shaheed	1	TD				
		10	Alvin Kamara	1	INT	64	Kevin White	2	TD				
		10	Alvin Kamara	2	INT	41	Chris Olave	3	FG				
		14	Andy Dalton	2	INT	20	Tre'Quan Smith	4	FG				
10/30 at Minnesota		17t	Kirk Cousins	1	TD	28	Justin Jefferson	1	TD				
		30	Dalvin Cook	1	Downs	29	Justin Jefferson	3	TD				
		19	Dalvin Cook	2'	TD								
		11	Dalvin Cook	2'	TD								
		15	Alexander Mattison	2'	TD								
		11	Alexander Mattison	2	Punt								
11/06 Seattle		12	Dalvin Cook	4	TD								
		15	Kenneth Walker III	2	TD	22	Travis Homer	2'	Half				
		18	Geno Smith	4'	TD	30	Tyler Lockett	2'	Half				
		12	Geno Smith	4'	TD	51	Noah Fant	4	TD				
		12	Kenneth Walker III	4'	TD								
11/13 at L.A. Rams		10	Cam Akers	3	Punt	25	Tyler Higbee	3	TD				
11/21 San Francisco		20	Christian McCaffrey	2	TD	39t	George Kittle	2	TD				
		39t	Deebo Samuel	3	TD	32t	George Kittle	4	TD				
		19	Elijah Mitchell	3	TD								
11/27 L.A. Chargers		--	--	--	--	--	--	--	--	--	--	--	
12/12 New England		--	--	--	--	--	--	--	--	--	--	--	
12/18 at Denver		--	--	--	--	--	--	--	--	--	--	--	
12/25 Tampa Bay		--	--	--	--	--	--	--	--	--	--	--	
01/01 at Atlanta		--	--	--	--	--	--	--	--	--	--	--	
01/08 at San Francisco		--	--	--	--	--	--	--	--	--	--	--	



CARDINALS SCORING AND TAKEAWAY CHART

DATE	OPPONENT	W/L/T	CARDINALS						OPPONENTS						POINT DIFF	OVERALL RECORD
			1ST	2ND	3RD	4TH	OT	TOTAL	1ST	2ND	3RD	4TH	OT	TOTAL		
9/11	Kansas City	L	0	7	0	14	--	21	14	9	14	7	--	44	-23	0-1
9/18	at Las Vegas	W	0	0	7	16	6	29	7	13	3	0	0	23	+6	1-1
9/25	L.A. Rams	L	0	6	3	3	--	12	10	3	7	0	--	20	-8	1-2
10/2	at Carolina	W	0	3	7	16	--	26	0	10	0	6	--	16	+10	2-2
10/9	Philadelphia	L	0	10	0	7	--	17	7	7	3	3	--	20	-3	2-3
10/16	at Seattle	L	3	0	6	0	--	9	3	6	3	7	--	19	-10	2-4
10/20	New Orleans	W	3	25	7	7	--	42	7	7	3	17	--	34	+8	3-4
10/30	at Minnesota	L	3	7	13	3	--	26	7	7	14	6	--	34	-8	3-5
11/6	Seattle	L	7	0	7	7	--	21	3	7	7	14	--	31	-10	3-6
11/13	at L.A. Rams	W	3	14	0	10	--	27	3	0	7	7	--	17	+10	4-6
11/21	San Francisco	L	3	7	0	0	--	10	0	17	14	7	--	38	-28	4-7
11/27	L.A. Chargers	--	--	--	--	--	--	--	--	--	--	--	--	--	--	--
12/12	New England	--	--	--	--	--	--	--	--	--	--	--	--	--	--	--
12/18	at Denver	--	--	--	--	--	--	--	--	--	--	--	--	--	--	--
12/25	Tampa Bay	--	--	--	--	--	--	--	--	--	--	--	--	--	--	--
1/1	at Atlanta	--	--	--	--	--	--	--	--	--	--	--	--	--	--	--
1/8	at San Francisco	--	--	--	--	--	--	--	--	--	--	--	--	--	--	--
2022 TOTALS		4-7	22	79	50	83	6	240	61	86	75	74	0	296	-56	4-7
AVG/GAME			2.0	7.2	4.5	7.5	6.0	21.8	5.5	7.8	6.8	6.7	0.0	26.9	-5.1	

2022 REGULAR SEASON TAKEAWAY/GIVEAWAY CHART

DATE	OPPONENT	ARI +/- RATIO	ARI TAKEAWAYS	POINTS OFF TAKEAWAYS	ARI GIVEAWAYS	POINTS OFF GIVEAWAYS	POINTS OFF TO RATIO
09/11	Kansas City	+1	1 (1 FUM, 0 INT)	0	0 (0 FUM, 0 INT)	0	0
09/18	at Las Vegas	0	1 (1 FUM, 0 INT)	6	1 (0 FUM, 1 INT)	3	+3
09/25	L.A. Rams	+1	1 (1 FUM, 0 INT)	3	0 (0 FUM, 0 INT)	0	+3
10/02	at Carolina	+2	3 (1 FUM, 2 INT)	10	1 (0 FUM, 1 INT)	7	+3
10/09	Philadelphia	-1	0 (0 FUM, 0 INT)	0	1 (0 FUM, 1 INT)	0	0
10/16	at Seattle	-1	1 (1 FUM, 0 INT)	6	2 (1 FUM, 1 INT)	0	+6
10/20	New Orleans	+3	3 (0 FUM, 3 INT)	17	0 (0 FUM, 0 INT)	0	+17
10/30	at Minnesota	-2	1 (1 FUM, 0 INT)	3	3 (1 FUM, 2 INT)	13	-10
11/06	Seattle	0	1 (0 FUM, 1 INT)	7	1 (1 FUM, 0 INT)	0	+7
11/13	at L.A. Rams	+2	2 (1 FUM, 1 INT)	10	0 (0 FUM, 0 INT)	0	+10
11/21	San Francisco	-2	0 (0 FUM, 0 INT)	0	2 (0 FUM, 2 INT)	7	-7
11/27	L.A. Chargers	--	--	--	--	--	--
12/12	New England	--	--	--	--	--	--
12/18	at Denver	--	--	--	--	--	--
12/25	Tampa Bay	--	--	--	--	--	--
01/01	at Atlanta	--	--	--	--	--	--
01/08	at San Francisco	--	--	--	--	--	--
TOTALS		+3	14 (7 FUM, 7 INT)	62	11 (3 FUM, 8 INT)	30	+32

POSSESSION BREAKDOWN



DATE	OPPONENT	STARTING QB	POSS	TD	PAT	2-PT	M-2PT	FG	FGA	FGM	BK-FG	PUNT	INT	FUM	SAF	DWNS	HF	GM	PTS	TD%	SCORE%	PTS/POSS
9/11	Kansas City	K. Murray	11	3	2	2	1	0	0	0	0	5	0	0	0	1	1	1	21	27.3	27.3	1.91
9/18	at Las Vegas	K. Murray	9	3	3	2	2	0	0	0	0	3	1	0	0	2	0	0	23	33.3	33.3	2.56
9/25	L.A. Rams	K. Murray	9	0	0	0	0	4	4	0	0	4	0	0	0	1	0	0	12	0.0	44.4	1.33
10/2	at Carolina	K. Murray	12	3	2	1	0	2	2	0	0	3	1	0	0	2	0	1	26	25.0	41.7	2.17
10/9	Philadelphia	K. Murray	9	2	2	0	0	1	2	1	0	4	1	0	0	0	0	0	17	22.2	33.3	1.89
10/16	at Seattle	K. Murray	11	0	0	0	0	1	1	0	0	4	1	1	0	3	0	1	3	0.0	9.1	0.27
10/20	New Orleans	K. Murray	10	3	4	2	2	2	2	0	0	4	0	0	0	0	0	1	28	30.0	50.0	2.80
10/30	at Minnesota	K. Murray	12	3	2	1	0	2	2	0	0	3	2	1	0	1	0	1	26	25.0	41.7	2.17
11/6	Seattle	K. Murray	10	2	3	0	0	0	0	0	0	6	0	1	0	1	0	0	14	20.0	20.0	1.40
11/13	at L.A. Rams	C. McCoy	11	3	3	0	0	2	2	0	0	5	0	0	0	0	0	1	27	27.3	45.5	2.45
11/21	San Francisco	C. McCoy	11	1	1	0	0	1	1	0	0	4	2	0	0	2	1	0	10	9.1	18.2	0.91
11/27	L.A. Chargers	--	--	--	--	--	--	--	--	--	--	--	--	--	--	--	--	--	--	--	--	--
12/12	New England	--	--	--	--	--	--	--	--	--	--	--	--	--	--	--	--	--	--	--	--	--
12/18	at Denver	--	--	--	--	--	--	--	--	--	--	--	--	--	--	--	--	--	--	--	--	--
12/25	Tampa Bay	--	--	--	--	--	--	--	--	--	--	--	--	--	--	--	--	--	--	--	--	--
1/1	at Atlanta	--	--	--	--	--	--	--	--	--	--	--	--	--	--	--	--	--	--	--	--	--
1/8	at San Francisco	--	--	--	--	--	--	--	--	--	--	--	--	--	--	--	--	--	--	--	--	--
2022 TOTALS			115	23	22	8	5	15	16	1	0	45	8	3	0	13	2	6	207	20.0	33.0	1.80

DATE	OPPONENT	STARTING QB	POSS	TD	PAT	2-PT	M-2PT	FG	FGA	FGM	BK-FG	PUNT	INT	FUM	SAF	DWNS	HF	GM	PTS	TD%	SCORE%	PTS/POSS
9/11	Kansas City	P. Mahomes	10	6	5	0	0	1	1	0	0	2	0	1	0	0	0	0	44	60.0	70.0	4.40
9/18	at Las Vegas	D. Carr	9	2	2	0	0	3	3	0	0	3	0	1	0	0	0	0	23	22.2	55.6	2.56
9/25	L.A. Rams	M. Stafford	10	2	2	0	0	2	2	0	0	3	0	1	0	0	1	1	20	20.0	40.0	2.00
10/2	at Carolina	B. Mayfield	11	1	1	1	0	1	1	0	0	4	2	1	0	2	0	0	9	9.1	18.2	0.82
10/9	Philadelphia	J. Hurts	9	2	2	0	0	2	2	0	0	4	0	0	0	0	0	1	20	22.2	44.4	2.22
10/16	at Seattle	G. Smith	12	1	1	0	0	4	4	0	0	6	0	1	0	0	0	0	19	8.3	41.7	1.58
10/20	New Orleans	A. Dalton	12	4	4	0	0	2	2	0	0	2	3	0	0	0	1	0	34	33.3	50.0	2.83
10/30	at Minnesota	K. Cousins	13	5	4	0	0	0	1	1	1	5	0	1	0	1	0	0	34	38.5	38.5	2.62
11/6	Seattle	G. Smith	12	4	4	0	0	1	1	0	0	3	1	0	0	1	1	1	31	33.3	41.7	2.58
11/13	at L.A. Rams	J. Wolford	11	2	2	0	0	1	1	0	0	5	1	1	0	0	1	0	17	18.2	27.3	1.55
11/21	San Francisco	J. Garoppolo	11	5	5	0	0	1	1	0	0	4	0	0	0	0	0	1	38	45.5	54.5	3.45
11/27	L.A. Chargers	--	--	--	--	--	--	--	--	--	--	--	--	--	--	--	--	--	--	--	--	--
12/12	New England	--	--	--	--	--	--	--	--	--	--	--	--	--	--	--	--	--	--	--	--	--
12/18	at Denver	--	--	--	--	--	--	--	--	--	--	--	--	--	--	--	--	--	--	--	--	--
12/25	Tampa Bay	--	--	--	--	--	--	--	--	--	--	--	--	--	--	--	--	--	--	--	--	--
1/1	at Atlanta	--	--	--	--	--	--	--	--	--	--	--	--	--	--	--	--	--	--	--	--	--
1/8	at San Francisco	--	--	--	--	--	--	--	--	--	--	--	--	--	--	--	--	--	--	--	--	--
2022 TOTALS			120	34	32	1	0	18	19	1	1	41	7	7	0	4	4	4	289	28.3	43.3	2.41



THIRD DOWN EFFICIENCY ANALYSIS

CARDINALS 2022 REGULAR SEASON THIRD DOWN EFFICIENCY

CARDINALS

Date	Opponent	3rd & 1	3rd & 2	3rd & 3	3rd & 4	3rd & 5	3rd & 6	3rd & 7	3rd & 8	3rd & 9	3rd & 10+	Total
09/11	Kansas City	1/2	0/0	0/1	0/1	1/4	0/1	0/0	0/0	1/1	0/2	3/12
09/18	at Las Vegas	1/3	0/1	0/1	0/2	1/2	1/1	0/0	0/0	0/1	0/2	3/13
09/25	L.A. Rams	1/3	2/3	1/1	0/1	0/1	0/0	0/0	0/1	0/1	2/7	6/18
10/02	at Carolina	3/3	2/3	1/1	0/1	0/1	0/3	0/0	0/0	0/1	0/2	6/15
10/09	Philadelphia	2/3	0/0	2/2	0/1	1/1	1/1	0/1	1/1	0/1	1/3	8/14
10/16	at Seattle	0/0	0/0	0/2	1/1	0/1	2/5	1/1	0/1	0/0	0/5	4/16
10/20	New Orleans	0/0	0/0	1/1	0/0	0/2	0/1	0/1	1/1	0/1	1/3	3/10
10/30	at Minnesota	1/1	1/1	0/0	1/2	0/0	0/0	0/2	0/1	0/0	1/4	4/11
11/06	Seattle	0/1	2/2	0/0	0/3	2/2	0/0	0/0	1/1	0/0	1/5	6/14
11/13	at L.A. Rams	2/2	1/1	0/1	2/3	0/0	0/1	0/0	0/0	0/0	0/7	5/15
11/21	San Francisco	1/1	0/0	0/2	3/3	1/1	1/3	2/2	0/0	0/0	0/4	8/16
11/27	L.A. Chargers	--	--	--	--	--	--	--	--	--	--	--
12/12	New England	--	--	--	--	--	--	--	--	--	--	--
12/18	at Denver	--	--	--	--	--	--	--	--	--	--	--
12/25	Tampa Bay	--	--	--	--	--	--	--	--	--	--	--
01/01	at Atlanta	--	--	--	--	--	--	--	--	--	--	--
01/08	at San Francisco	--	--	--	--	--	--	--	--	--	--	--
TOTALS		12 / 19	8 / 11	5 / 12	7 / 18	6 / 15	5 / 16	3 / 7	3 / 6	1 / 6	6 / 44	56 / 154
		63.2%	72.7%	41.7%	38.9%	40.0%	31.3%	42.9%	50.0%	16.7%	13.6%	36.4%
		3RD & 1-3: 25 / 42 = 59.5%			3RD & 4-6: 18 / 49 = 36.7%			3RD & 7-10+: 13 / 63 = 20.6%				

OPPONENT 2022 REGULAR SEASON THIRD DOWN EFFICIENCY

OPPONENT

Date	Opponent	3rd & 1	3rd & 2	3rd & 3	3rd & 4	3rd & 5	3rd & 6	3rd & 7	3rd & 8	3rd & 9	3rd & 10+	Total
09/11	Kansas City	0/0	2/2	0/1	0/1	0/0	1/1	1/1	0/0	0/0	1/2	5/8
09/18	at Las Vegas	1/1	0/0	1/1	0/0	0/1	1/1	0/1	0/0	0/1	3/5	6/11
09/25	L.A. Rams	1/1	0/0	1/1	0/1	0/1	0/0	0/1	0/0	0/0	1/3	3/8
10/02	at Carolina	1/2	0/1	0/0	0/0	0/2	0/0	1/2	0/0	0/0	0/3	2/10
10/09	Philadelphia	3/4	0/1	1/1	0/0	0/1	0/0	0/1	0/1	0/0	2/4	6/13
10/16	at Seattle	1/2	0/1	0/0	1/1	1/1	1/2	0/1	0/1	0/0	0/5	4/14
10/20	New Orleans	2/2	1/1	0/1	0/0	1/1	0/0	0/2	0/1	1/2	1/3	6/13
10/30	at Minnesota	3/3	1/2	0/1	1/1	1/2	0/1	0/0	0/1	0/0	0/2	6/13
11/06	Seattle	2/2	1/1	2/2	1/2	0/0	1/2	1/2	0/0	0/1	2/3	10/15
11/13	at L.A. Rams	0/1	0/0	2/2	1/1	0/0	0/1	0/0	0/2	0/1	0/3	3/11
11/21	San Francisco	1/2	1/2	1/1	0/0	2/2	1/2	0/0	0/1	0/0	0/1	6/11
11/27	L.A. Chargers	--	--	--	--	--	--	--	--	--	--	--
12/12	New England	--	--	--	--	--	--	--	--	--	--	--
12/18	at Denver	--	--	--	--	--	--	--	--	--	--	--
12/25	Tampa Bay	--	--	--	--	--	--	--	--	--	--	--
01/01	at Atlanta	--	--	--	--	--	--	--	--	--	--	--
01/08	at San Francisco	--	--	--	--	--	--	--	--	--	--	--
TOTALS		15 / 20	6 / 11	8 / 11	4 / 7	5 / 11	5 / 10	3 / 11	0 / 7	1 / 5	10 / 34	57 / 127
		75.0%	54.5%	72.7%	57.1%	45.5%	50.0%	27.3%	0.0%	20.0%	29.4%	44.9%
		3RD & 1-3: 29 / 42 = 69.0%			3RD & 4-6: 14 / 28 = 50.0%			3RD & 7-10+: 14 / 57 = 24.6%				

RED ZONE BREAKDOWN



CARDINALS

Date	Opponent	Pos	TD	PAT	2-Pt.	Miss		Blk/				Drive Ends				Score		
						PAT	FG	FGA	MFG	INT	Fum	Dwns	Half	Game	Pts	TD%	Pct.	Pts/Poss
09/11	Kansas City	3	3	1	1	0	0	0	0	0	0	0	0	0	21	100.0	100.0	7.0
09/18	at Las Vegas	4	3	1	2	0	0	0	0	0	0	1	0	0	23	75.0	75.0	5.8
09/25	L.A. Rams	2	0	0	0	0	2	2	0	0	0	0	0	0	6	0.0	100.0	3.0
10/02	at Carolina	5	2	2	0	0	2	2	0	0	0	1	0	0	20	40.0	80.0	4.0
10/09	Philadelphia	2	1	1	0	0	1	1	0	0	0	0	0	0	10	50.0	100.0	5.0
10/16	at Seattle	2	0	0	0	0	1	1	0	0	0	1	0	0	3	0.0	50.0	1.5
10/20	New Orleans	4	3	2	1	0	1	1	0	0	0	0	0	0	25	75.0	100.0	6.3
10/30	at Minnesota	3	2	2	0	0	1	1	0	0	0	0	0	0	17	66.7	100.0	5.7
11/06	Seattle	1	1	1	0	0	0	0	0	0	0	0	0	0	7	100.0	100.0	7.0
11/13	at L.A. Rams	4	3	3	0	0	1	1	0	0	0	0	0	0	24	75.0	100.0	6.0
11/21	San Francisco	2	1	1	0	0	0	0	0	1	0	0	0	0	7	50.0	50.0	3.5
11/27	L.A. Chargers	--	--	--	--	--	--	--	--	--	--	--	--	--	--	--	--	--
12/12	New England	--	--	--	--	--	--	--	--	--	--	--	--	--	--	--	--	--
12/18	at Denver	--	--	--	--	--	--	--	--	--	--	--	--	--	--	--	--	--
12/25	Tampa Bay	--	--	--	--	--	--	--	--	--	--	--	--	--	--	--	--	--
01/01	at Atlanta	--	--	--	--	--	--	--	--	--	--	--	--	--	--	--	--	--
01/08	at San Francisco	--	--	--	--	--	--	--	--	--	--	--	--	--	--	--	--	--
TOTALS		32	19	14	4	0	9	9	0	1	0	3	0	0	163	59.4	87.5	5.1

OPPONENT

Date	Opponent	Pos	TD	PAT	2-Pt.	Miss		Blk/				Drive Ends				Score		
						PAT	FG	FGA	MFG	INT	Fum	Dwns	Half	Game	Pts	TD%	Pct.	Pts/Poss
09/11	Kansas City	6	6	5	0	1	0	0	0	0	0	0	0	0	41	100.0	100.0	6.8
09/18	at Las Vegas	4	2	2	0	0	2	2	0	0	0	0	0	0	20	50.0	100.0	5.0
09/25	L.A. Rams	3	1	1	0	0	1	1	0	0	1	0	0	0	10	33.3	66.7	3.3
10/02	at Carolina	1	1	0	0	0	0	0	0	0	0	0	0	0	6	100.0	100.0	6.0
10/09	Philadelphia	4	2	2	0	0	2	2	0	0	0	0	0	0	20	50.0	100.0	5.0
10/16	at Seattle	5	1	1	0	0	4	4	0	0	0	0	0	0	19	20.0	100.0	3.8
10/20	New Orleans	5	3	3	0	0	1	1	0	1	0	0	0	0	24	60.0	80.0	4.8
10/30	at Minnesota	5	5	4	0	1	0	0	0	0	0	0	0	0	34	100.0	100.0	6.8
11/06	Seattle	4	4	4	0	0	0	0	0	0	0	0	0	0	28	100.0	100.0	7.0
11/13	at L.A. Rams	3	2	2	0	0	1	1	0	0	0	0	0	0	17	66.7	100.0	5.7
11/21	San Francisco	2	2	2	0	0	0	0	0	0	0	0	0	0	14	100.0	100.0	7.0
11/27	L.A. Chargers	--	--	--	--	--	--	--	--	--	--	--	--	--	--	--	--	--
12/12	New England	--	--	--	--	--	--	--	--	--	--	--	--	--	--	--	--	--
12/18	at Denver	--	--	--	--	--	--	--	--	--	--	--	--	--	--	--	--	--
12/25	Tampa Bay	--	--	--	--	--	--	--	--	--	--	--	--	--	--	--	--	--
01/01	at Atlanta	--	--	--	--	--	--	--	--	--	--	--	--	--	--	--	--	--
01/08	at San Francisco	--	--	--	--	--	--	--	--	--	--	--	--	--	--	--	--	--
TOTALS		42	29	26	0	2	11	11	0	1	1	0	0	0	233	69.0	95.2	5.5



CARDINALS HIGHS AND LOWS

HIGH	DATE	OPPONENT	OFFENSIVE CATEGORY	OPPONENT	DATE	LOW
42	10/20	vs. New Orleans	Points	at Seattle	10/16	9
25	10/20	vs. New Orleans	Points in a Quarter	vs. Kansas City	9/11	0
				at Las Vegas	9/18	
				vs. L.A. Rams	9/25	
				at Carolina	10/2	
				vs. Philadelphia	10/9	
				at Seattle	10/16	
				vs. Seattle	11/6	
				at L.A. Rams	11/13	
				vs. San Francisco	11/21	
28	10/20	vs. New Orleans	Points in a Half	at Las Vegas	9/18	0
				vs. San Francisco	11/21	
5	10/20	vs. New Orleans	Total Touchdowns	vs. L.A. Rams	9/25	0
81	9/25	vs. L.A. Rams	Total Plays	vs. New Orleans	10/20	60
413	9/18	at Las Vegas	Total Net Yards	vs. Seattle	11/6	262
28	9/18	at Las Vegas	Total First Downs	at Seattle	10/16	15
				vs. Seattle	11/6	
11	9/18	at Las Vegas	First Downs Rushing	at Seattle	10/16	5
				at Minnesota	10/30	
				vs. Seattle	11/6	
17	10/30	at Minnesota	First Downs Passing	vs. Seattle	11/6	8
4	9/18	at Las Vegas	First Down Penalties	vs. Kansas City	9/11	0
				vs. L.A. Rams	9/25	
				vs. Philadelphia	10/9	
				at Seattle	10/16	
57.1%	10/9	vs. Philadelphia	Third Down Efficiency	at Las Vegas	9/18	23.1%
5.4	10/20	vs. New Orleans	Average Yards Per Play	vs. Seattle	11/6	4.3
144	10/30	at Minnesota	Total Net Yards Rushing	vs. San Francisco	11/21	67
37	10/16	at Seattle	Rushing Attempts	vs. L.A. Rams	9/25	21
		at Carolina		vs. Seattle	11/6	
5.8	11/6	vs. Seattle	Rushing Average Yards	vs. San Francisco	11/21	2.8
2	9/18	at Las Vegas	Rushing Touchdowns	vs. L.A. Rams	9/25	0
		vs. New Orleans		at Seattle	10/16	
		at L.A. Rams		at Minnesota	10/30	
				vs. Seattle	11/6	
297	10/30	at Minnesota	Total Net Yards Passing	vs. Seattle	11/6	140
58	9/25	vs. L.A. Rams	Passing Attempts	vs. New Orleans	10/20	29
37	9/25	vs. L.A. Rams	Passing Completions	vs. New Orleans	10/20	20
3	10/30	at Minnesota	Passing Touchdowns	vs. L.A. Rams	9/25	0
				at Seattle	10/16	
				vs. San Francisco	11/21	
6.2	10/2	at Carolina	Passing Yards Average	vs. Seattle	11/6	3.5
	10/30	at Minnesota				
2	10/30	at Minnesota	Passes Thrown for Interception	vs. Kansas City	9/11	0
	11/21	vs. San Francisco		vs. L.A. Rams	9/25	
				vs. New Orleans	10/20	
				vs. Seattle	11/6	
				at L.A. Rams	11/13	
6	10/16	at Seattle	Times Sacked	at Las Vegas	9/18	1
				at Carolina	10/2	
				vs. Philadelphia	10/9	
6	10/16	at Seattle	QB Sacks	at Las Vegas	9/18	1
				at Carolina	10/2	
				vs. Philadelphia	10/9	
51	10/16	at Seattle	Sack Yards Lost	vs. Philadelphia	10/9	1
6	11/6	vs. Seattle	Total Punts	at Carolina	10/2	1
				at Las Vegas	9/18	3
				at Carolina	10/2	
				at Minnesota	10/30	
288	11/6	vs. Seattle	Total Punt Yards	at Las Vegas	9/18	136
56.7	10/2	at Carolina	Punt Gross Average Yards	vs. L.A. Rams	9/25	40
44.3	10/30	at Minnesota	Punt Net Average Yards	vs. L.A. Rams	9/25	29
3	9/25	vs. L.A. Rams	Punt Returns	vs. New Orleans	10/20	0
		at Carolina				
		at Seattle				
		at Minnesota				
		at L.A. Rams				
40	11/13	at L.A. Rams	Punt Return Yards	vs. Kansas City	9/11	-1
15.0	11/21	vs. San Francisco	Punt Return Yards Average	vs. Kansas City	9/11	-1.0
4	11/6	vs. Seattle	Kickoff Returns	vs. L.A. Rams	9/25	0
				vs. San Francisco	11/21	
81	11/6	vs. Seattle	Kickoff Return Yards	vs. L.A. Rams	9/25	0
				vs. San Francisco	11/21	
12	9/18	at Las Vegas	Total Penalties	vs. Philadelphia	10/9	2
	11/6	vs. Seattle				
120	9/18	at Las Vegas	Penalty Yards	vs. Philadelphia	10/9	15
3	9/11	vs. Kansas City	Total Fumbles	at Las Vegas	9/18	0
		at Seattle		vs. Philadelphia	10/9	
		vs. Seattle				
1	10/16	at Seattle	Fumbles Lost	vs. Kansas City	9/11	0
	10/30	at Minnesota		at Las Vegas	9/18	
	11/6	vs. Seattle		vs. L.A. Rams	9/25	
				at Carolina	10/2	
				vs. Philadelphia	10/9	
				vs. New Orleans	10/20	
				at L.A. Rams	11/13	
				vs. San Francisco	11/21	
38:35	10/2	at Carolina	Time of Possession	vs. Kansas City	9/11	25:18
3	10/30	at Minnesota	Turnovers	vs. Kansas City	9/11	0
				vs. L.A. Rams	9/25	
				vs. New Orleans	10/20	
				at L.A. Rams	11/13	

CARDINALS HIGHS AND LOWS



HIGH	DATE	OPPONENT	DEFENSIVE CATEGORY	OPPONENT	DATE	LOW
44	9/11	vs. Kansas City	Points	at Carolina	10/2	16
17	10/20	vs. New Orleans	Points in a Quarter	at Las Vegas	9/18	0
	11/21	vs. San Francisco		vs. L.A. Rams	9/25	
				at Carolina	10/2	
				at L.A. Rams	11/13	
23	9/11	vs. Kansas City	Points in a Half	vs. San Francisco	11/21	
				at Las Vegas	9/18	3
6	9/11	vs. Kansas City	Total Touchdowns	at L.A. Rams	11/13	
71	10/9	vs. Philadelphia	Total Plays	at Seattle	10/16	1
	10/20	vs. New Orleans		vs. L.A. Rams	9/25	46
494	10/20	vs. New Orleans	Total Net Yards	at Carolina	10/2	220
33	9/11	vs. Kansas City	Total First Downs	at Carolina	10/2	11
12	10/9	vs. Philadelphia	First Downs Rushing	at Carolina	10/2	3
22	9/11	vs. Kansas City	First Downs Passing	at Carolina	10/2	8
4	9/11	vs. Kansas City	First Down Penalties	vs. L.A. Rams	9/25	0
				at Carolina	10/2	
				vs. Philadelphia	10/9	
66.7%	11/6	vs. Seattle	Third Down Efficiency	at L.A. Rams	11/13	
7.4	9/11	vs. Kansas City	Average Yards Per Play	at Carolina	10/2	20.0%
	9/25	vs. L.A. Rams		at Carolina	10/2	4.3
173	10/30	at Minnesota	Total Net Yards Rushing	at L.A. Rams	11/13	
34	11/6	vs. Seattle	Rushing Attempts	at Carolina	10/2	40
6	10/30	at Minnesota	Rushing Average Yards	at Carolina	10/2	13
3	10/30	at Minnesota	Rushing Touchdowns	at Carolina	10/2	3.1
				at Las Vegas	9/18	0
				at Carolina	10/2	
				vs. New Orleans	10/20	
409	10/20	vs. New Orleans	Total Net Yards Passing	at Seattle	10/16	160
49	10/20	vs. New Orleans	Passing Attempts	vs. L.A. Rams	9/25	25
32	10/20	vs. New Orleans	Passing Completions	vs. L.A. Rams	9/25	18
5	9/11	vs. Kansas City	Passing Touchdowns	vs. L.A. Rams	9/25	0
				vs. Philadelphia	10/9	
9.2	9/11	vs. Kansas City	Passing Yards Average	at Seattle	10/16	4.4
	9/25	vs. L.A. Rams		at Seattle	10/16	
3	10/20	vs. New Orleans	Passes Thrown for Interception	vs. Kansas City	9/11	0
				at Las Vegas	9/18	
				vs. L.A. Rams	9/25	
				vs. Philadelphia	10/9	
				at Seattle	10/16	
				at Minnesota	10/30	
				vs. San Francisco	11/21	
5	10/16	at Seattle	Times Sacked	vs. Kansas City	9/11	0
				vs. New Orleans	10/20	
				vs. San Francisco	11/21	
5	10/16	at Seattle	QB Sacks	vs. Kansas City	9/11	0
				vs. New Orleans	10/20	
				vs. San Francisco	11/21	
37	10/16	at Seattle	Sack Yards Lost	vs. Kansas City	9/11	0
				vs. New Orleans	10/20	
				vs. San Francisco	11/21	
6	10/16	at Seattle	Total Punts	vs. Kansas City	9/11	2
				vs. New Orleans	10/20	
293	10/16	at Seattle	Total Punt Yards	vs. New Orleans	10/20	94
54.5	11/21	vs. San Francisco	Punt Gross Average Yards	vs. L.A. Rams	9/25	45
51.7	11/6	vs. Seattle	Punt Net Average Yards	at L.A. Rams	11/13	38.4
5	9/11	vs. Kansas City	Punt Returns	at Las Vegas	9/18	0
44	9/11	vs. Kansas City	Punt Return Yards	at Las Vegas	9/18	0
	9/25	vs. L.A. Rams				
14.0	10/2	at Carolina	Punt Return Yards Average	at Las Vegas	9/18	0.0
	10/20	vs. New Orleans				
4	10/2	at Carolina	Kickoff Returns	at Las Vegas	9/18	0
				vs. Philadelphia	10/9	
				at Seattle	10/16	
				at Minnesota	10/30	
				vs. San Francisco	11/21	
62	10/2	at Carolina	Kickoff Return Yards	at Las Vegas	9/18	0
				vs. Philadelphia	10/9	
				at Seattle	10/16	
				at Minnesota	10/30	
				vs. San Francisco	11/21	
10	9/18	at Las Vegas	Total Penalties	vs. Kansas City	9/11	3
	10/30	at Minnesota		vs. Philadelphia	10/9	
				vs. San Francisco	11/21	
86	10/30	at Minnesota	Penalty Yards	vs. Kansas City	9/11	25
5	9/11	vs. Kansas City	Total Fumbles	vs. New Orleans	10/20	0
				vs. San Francisco	11/21	
1	9/11	vs. Kansas City	Fumbles Lost	vs. Philadelphia	10/9	0
	9/18	at Las Vegas		vs. New Orleans	10/20	
	9/25	vs. L.A. Rams		vs. Seattle	11/6	
	10/2	at Carolina		vs. San Francisco	11/21	
	10/16	at Seattle				
	10/30	at Minnesota				
	11/13	at L.A. Rams				
34:42	9/11	vs. Kansas City	Time of Possession	at Carolina	10/2	21:25
3	10/2	at Carolina	Turnovers	vs. Philadelphia	10/9	0
	10/20	vs. New Orleans		vs. San Francisco	11/21	



CARDINALS SUPERLATIVES

2022 REGULAR SEASON CARDINALS INDIVIDUAL SINGLE-GAME HIGHS

Touchdowns	2
Passes Attempted	58
Passes Completed	37
Completion Percentage	71.8
Passing Yards	326
Yards Per Attempt	7.4
Touchdown Passes	3
Pass Receptions	14
Receiving Yards	159
Touchdown Receptions	1

Rushing Yards	100
Rushing Attempts	21
Rushing Average	10.0
Rushing Touchdowns	2
Yards From Scrimmage	159
Combined Net Yards	159
Interceptions Made	1

Interceptions Thrown	2
INT Return Yards	56
Tackles	13

Sacks	2.0
Punts	6
Punts Inside the 20	2

Punting Average	56.7
Punt Returns	3

Punt Return Yards	40
Kickoff Returns	4
Kickoff Return Yards	81
Field Goals Attempted	4
Field Goals Made	4

James Conner	at Rams	11/13
Kyler Murray	vs. Rams	09/25
Kyler Murray	vs. Rams	09/25
Kyler Murray	at Panthers	10/02
Kyler Murray	at Vikings	10/30
Kyler Murray	at Vikings	10/30
Kyler Murray	at Vikings	10/30
Marquise Brown	vs. Rams	09/25
DeAndre Hopkins	at Vikings	10/30
A.J. Green	at Rams	11/13
Zach Ertz	vs. Seahawks	11/06
DeAndre Hopkins	vs. Seahawks	11/06
Zach Ertz	at Vikings	10/30
DeAndre Hopkins	at Vikings	10/30
Rondale Moore	at Vikings	10/30
Greg Dortch	vs. Saints	10/20
Marquise Brown	vs. Eagles	10/09
Marquise Brown	at Panthers	10/02
Zach Ertz	at Panthers	10/02
Greg Dortch	at Raiders	09/18
Marquise Brown	vs. Chiefs	09/11
Zach Ertz	vs. Chiefs	09/11
Kyler Murray	at Seahawks	10/16
James Conner	at Rams	11/13
Kyler Murray	at Seahawks	10/16
James Conner	at Rams	11/13
DeAndre Hopkins	at Vikings	10/30
DeAndre Hopkins	at Vikings	10/30
Budda Baker	at Rams	11/13
Zaven Collins	vs. Seahawks	11/06
Antonio Hamilton	vs. Saints	10/20
Isaiah Simmons	vs. Saints	10/20
Marco Wilson	vs. Saints	10/20
Jalen Thompson	vs. Eagles	10/09
Dennis Gardeck	at Panthers	10/02
Jalen Thompson	at Panthers	10/02
Kyler Murray	at Vikings	10/30
Isaiah Simmons	vs. Saints	10/20
Isaiah Simmons	vs. Eagles	10/09
Budda Baker	vs. Chiefs	09/11
J.J. Watt	at Vikings	10/30
Zaven Collins	at Seahawks	10/16
Andy Lee	vs. Seahawks	11/06
Andy Lee	vs. 49ers	11/21
Andy Lee	at Vikings	10/30
Andy Lee	vs. Eagles	10/09
Andy Lee	at Panthers	10/02
Greg Dortch	at Rams	11/13
Greg Dortch	at Vikings	10/30
Greg Dortch	at Seahawks	10/16
Greg Dortch	at Panthers	10/02
Greg Dortch	vs. Rams	09/25
Greg Dortch	at Rams	11/13
Greg Dortch	vs. Seahawks	11/06
Greg Dortch	vs. Seahawks	11/06
Matt Prater	vs. Rams	09/25
Matt Prater	vs. Rams	09/25

OPPONENT DATE

2022 REGULAR SEASON ARIZONA CARDINALS LONGEST PLAYS

Run From Scrimmage	45
Touchdown Run	11
Passing Long	47
Touchdown Pass Long	38
Pass Reception	47
Touchdown Reception	38
Interception Return	56
Longest INT Return for TD	56
Longest Opponent's Fumble Return	59
Punt Return	18
Kickoff Return	44
Punt	65
Field Goal	50
Field Goal Attempt	50

Eno Benjamin	vs. Saints	10/20
Eno Benjamin	vs. Eagles	10/09
Colt McCoy	vs. 49ers	11/21
Kyler Murray	at Vikings	10/30
Greg Dortch	vs. 49ers	11/21
Rondale Moore	at Vikings	10/30
Isaiah Simmons	vs. Saints	10/20
Isaiah Simmons	vs. Saints	10/20
Byron Murphy Jr.	at Raiders	09/18
Greg Dortch	at Raiders	09/18
Eno Benjamin	vs. Chiefs	09/11
Andy Lee	vs. Seahawks	11/06
Rodrigo Blankenship	vs. Saints	10/20
Rodrigo Blankenship	vs. Saints	10/20

OPPONENT DATE



2022 REGULAR SEASON OPPONENTS INDIVIDUAL SINGLE-GAME HIGHS

			OPPONENT DATE
Touchdowns	2	Brandon Aiyuk	vs. 49ers 11/21
		George Kittle	vs. 49ers 11/21
		Kenneth Walker III	vs. Seahawks 11/06
		Juwan Johnson	vs. Saints 10/20
		Jalen Hurts	vs. Eagles 10/09
Passes Attempted	47	Clyde Edwards-Helaire	vs. Chiefs 09/11
		Andy Dalton	vs. Saints 10/20
Passes Completed	30	Andy Dalton	vs. Saints 10/20
		Patrick Mahomes	vs. Chiefs 09/11
Completion Percentage	76.9	Patrick Mahomes	vs. Chiefs 09/11
Passing Yards	361	Andy Dalton	vs. Saints 10/20
Yards Per Attempt	10.0	Matthew Stafford	vs. Rams 09/25
Touchdown Passes	5	Patrick Mahomes	vs. Chiefs 09/11
Pass Receptions	10	DeVonta Smith	vs. Eagles 10/09
Receiving Yards	121	Travis Kelce	vs. Chiefs 09/11
Touchdown Receptions	2	Brandon Aiyuk	vs. 49ers 11/21
		George Kittle	vs. 49ers 11/21
		Juwan Johnson	vs. Saints 10/20
		Clyde Edwards-Helaire	vs. Chiefs 09/11
		Dalvin Cook	at Vikings 10/30
Rushing Yards	111	Kenneth Walker III	vs. Seahawks 11/06
Rushing Attempts	26	Alexander Mattison	at Vikings 10/30
Rushing Average	8.0	Geno Smith	at Seahawks 10/16
Rushing Touchdowns	2	Kenneth Walker III	vs. Seahawks 11/06
		Jalen Hurts	vs. Eagles 10/09
Yards From Scrimmage	141	Dalvin Cook	at Vikings 10/30
Combined Net Yards	141	Dalvin Cook	at Vikings 10/30
Interceptions Made	1	Jimmie Ward	vs. 49ers 11/21
		Samuel Womack III	vs. 49ers 11/21
		Camryn Bynum	at Vikings 10/30
		Harrison Smith	at Vikings 10/30
		Tariq Woolen	at Seahawks 10/16
		C.J. Gardner-Johnson	vs. Eagles 10/09
		Frankie Luvu	at Panthers 10/02
		Amik Robertson	at Raiders 09/18
		Andy Dalton	vs. Saints 10/20
		Frankie Luvu	at Panthers 10/02
Interceptions Thrown	3	Andy Dalton	vs. Saints 10/20
INT Return Yards	33	Frankie Luvu	at Panthers 10/02
Tackles	16	Divine Deablo	at Raiders 09/18
Sacks	3.0	Za'Darius Smith	at Vikings 10/30
Punts	6	Michael Dickson	at Seahawks 10/16
Punts Inside the 20	3	Arryn Siposs	vs. Eagles 10/09
Punting Average	54.5	Mitch Wishnowsky	vs. 49ers 11/21
Punt Returns	4	Sky Moore	vs. Chiefs 09/11
Punt Return Yards	43	Brandon Powell	vs. Rams 09/25
Kickoff Returns	2	Brandon Powell	at Rams 11/13
		Dee Eskridge	vs. Seahawks 11/06
		Chuba Hubbard	at Panthers 10/02
Kickoff Return Yards	41	Dee Eskridge	vs. Seahawks 11/06
Field Goals Attempted	4	Jason Myers	at Seahawks 10/16
Field Goals Made	4	Jason Myers	at Seahawks 10/16

2022 REGULAR SEASON OPPONENTS LONGEST PLAYS

			OPPONENT DATE
Run From Scrimmage	39	Deebo Samuel	vs. 49ers 11/21
Touchdown Run	39	Deebo Samuel	vs. 49ers 11/21
Passing Long	64	Andy Dalton	vs. Saints 10/20
Touchdown Pass Long	53	Andy Dalton	vs. Saints 10/20
Pass Reception	64	Kevin White	vs. Saints 10/20
Touchdown Reception	53	Rashid Shaheed	vs. Saints 10/20
Interception Return	33	Frankie Luvu	at Panthers 10/02
Longest INT Return for TD	33	Frankie Luvu	at Panthers 10/02
Punt Return	22	Brandon Powell	vs. Rams 09/25
Punt	66	AJ Cole	at Raiders 09/18
Field Goal	55	Daniel Carlson	at Raiders 09/18
Field Goal Attempt	56	Greg Joseph	at Vikings 10/30



CARDINALS TRANSACTIONS

DATE	POS.	NAME	TRANSACTION
1/16	CB	Breon Borders	Released
1/17	DL	Zach Kerr	Elevated to the active roster from the practice squad as a standard elevation
1/17	CB	Kevin Peterson	Elevated to the active roster from the practice squad as a standard elevation
1/17	LB	Ezekiel Turner	Activated from the injured reserve/designated for return list
1/17	DL	J.J. Watt	Activated from the injured reserve/designated for return list
1/19	G	Eric Smith	Signed a reserve/future contract
1/19	S	Javon Hagan	Signed a reserve/future contract
1/19	TE	Bernhard Seikovits	Signed a reserve/future contract
1/19	ILB	Joe Walker	Signed a reserve/future contract
1/19	WR	Andre Baccellia	Signed a reserve/future contract
1/19	CB	Breon Borders	Signed a reserve/future contract
1/19	CB	Nate Brooks	Signed a reserve/future contract
1/19	DE	Matt Dickerson	Signed a reserve/future contract
1/19	G	Danny Isidora	Signed a reserve/future contract
1/19	G	Koda Martin	Signed a reserve/future contract
1/19	RB	Jaylen Samuels	Signed a reserve/future contract
1/19	TE	David Wells	Signed a reserve/future contract
1/19	CB	Jace Whittaker	Signed a reserve/future contract
1/19	TE	Deon Yelder	Signed a reserve/future contract
1/25	P	Nolan Cooney	Signed a reserve/future contract
2/9	DE	Jonathan Ledbetter	Signed a reserve/future contract
3/9	RB	Jonathan Ward	Signed to a one-year contract
3/9	ILB	Jordan Hicks	Released
3/10	WR	Antoine Wesley	Signed to a one-year contract
3/13	TE	Zach Ertz	Signed to a three-year contract
3/14	QB	Colt McCoy	Signed to a two-year contract
3/14	RB	James Conner	Signed to a three-year contract
3/14	OLB	Dennis Gardeck	Signed to a three-year contract
3/14	DE	Michael Dogbe	Signed to a one-year contract
3/16	CB	Jeff Gladney	Signed to a two-year contract
3/16	TE	Maxx Williams	Signed to a one-year contract
3/17	LS	Aaron Brewer	Signed to a one-year contract
3/17	P	Andy Lee	Signed to a one-year contract
3/18	ILB	Ezekiel Turner	Signed to a one-year contract
3/22	OLB	Nick Vigil	Signed to a one-year contract
3/28	G	Will Hernandez	Signed to a one-year contract
4/4	TE	Stephen Anderson	Signed to a one-year contract
4/14	WR	A.J. Green	Signed to a one-year contract
4/19	OL	Haggai Ndubuisi	Signed to a three-year contract
4/26	OLB	Ron'Dell Carter	Awarded waiver claim (Houston)
4/26	CB	Antonio Hamilton	Re-signed to a one-year contract
4/28	WR	Marquise Brown	Acquired from the Ravens along with a third-round selection in the 2022 NFL Draft for a first-round selection in the 2022 NFL Draft
5/2	S	Charles Washington	Re-signed to a one-year contract
5/12	RB	Keaontay Ingram	Signed to a four-year contract
5/12	LB	Jesse Luketa	Signed to a four-year contract
5/12	OL	Lecitus Smith	Signed to a four-year contract
5/13	DL	Kingsley Keke	Signed to a one-year contract
5/17	LB	Jessie Lemonier	Awarded waiver claim (Detroit)
5/17	OL	Marquis Hayes	Signed to a four-year contract
5/17	CB	Christian Matthew	Signed to a four-year contract
5/17	TE	Trey McBride	Signed to a four-year contract
5/18	DE	Myjai Sanders	Signed to a four-year contract
5/31	RB	Jaylen Samuels	Released
5/31	RB	Darrel Williams	Signed to a one-year contract
6/16	CB	Josh Jackson	Signed to a one-year contract
6/16	LB	Ben Niemann	Signed to a one-year contract
7/21	QB	Kyle Murray	Signed to a five-year contract extension
7/22	TE	Maxx Williams	Placed on PUP
7/22	WR	Victor Bolden Jr.	Signed a one-year contract
7/26	WR	Marquise Brown	Placed on NFI
7/29	DL	Matt Dickerson	Released
7/29	TE	David Wells	Released
7/29	DL	Antwaun Woods	Signed to a one-year contract
7/29	DL	Christian Ringo	Signed to a one-year contract
8/2	WR	Christian Blake	Released
8/2	OL	Rashaad Coward	Signed to a one-year contract
8/2	WR	Marquise Brown	Activated from NFI
8/4	TE	Maxx Williams	Activated from PUP
8/4	OL	Eric Smith	Released
8/4	WR	Marcell Ateman	Signed to a one-year contract
8/9	CB	Nate Brooks	Released
8/9	CB	Cortez Davis	Signed to a one-year contract
8/14	CB	Breon Borders	Released
8/14	DL	Kingsley Keke	Released
8/14	OL	Greg Long	Released
8/14	OL	Haggai Ndubuisi	Released
8/14	RB	Ronnie Rivers	Released
8/17	LB	Jessie Lemonier	Released
8/18	TE	Josh Hokit	Signed a one-year contract
8/19	TE	Deon Yelder	Released
8/19	OL	Greg Long	Re-signed
8/22	WR	Marcell Ateman	Released
8/22	OL	Cody Ford	Acquired from the Bills in exchange for a 2023 fifth round draft choice
8/23	CB	Darrell Baker Jr.	Waived/Injured
8/23	P	Nolan Cooney	Released
8/23	CB	Cortez Davis	Released
8/23	TE	Josh Hokit	Released
8/29	CB	Josh Jackson	Released
8/29	OL	Koda Martin	Released
8/29	LB	Joe Walker	Released
8/30	CB	Trayvon Mullen Jr.	Acquired from Raiders in exchange for an undisclosed 2023 draft pick
8/30	OL	Marquis Hayes	Placed on Injured Reserve
8/30	TE	Stephen Anderson	Released
8/30	WR	Andre Baccellia	Released
8/30	WR	Victor Bolden Jr.	Released
8/30	LS	Aaron Brewer	Released
8/30	OL	Rashaad Coward	Released
8/30	OL	Danny Isidora	Released
8/30	DL	Manny Jones	Released
8/30	LB	Devon Kennard	Released
8/30	WR	Jontre Kirklin	Released
8/30	LB	Jesse Luketa	Released
8/30	QB	Trace McSorley	Released
8/30	WR	JaVonta Payton	Released
8/30	TE	Bernhard Seikovits	Released
8/30	CB	Jace Whittaker	Released
8/30	S	James Wiggins	Released
8/30	DL	Antwaun Woods	Released
8/30	LB	Chandler Wooten	Released
8/30	OL	Justin Murray	Reached injury settlement
8/30	DL	Christian Ringo	Reached injury settlement
8/30	OL	Josh Miles	Waived/Injured
8/30	TE	Chris Pierce Jr.	Waived/Injured
8/30	WR	DeAndre Hopkins	Placed on Reserve/Suspended List
8/31	CB	Christian Matthew	Released
8/31	WR	Andre Baccellia	Signed to practice squad
8/31	WR	Victor Bolden Jr.	Signed to practice squad
8/31	OL	Rashaad Coward	Signed to practice squad
8/31	DL	Danny Isidora	Signed to practice squad
8/31	DL	Manny Jones	Signed to practice squad
8/31	WR	Jontre Kirklin	Signed to practice squad
8/31	LB	Jesse Luketa	Signed to practice squad
8/31	QB	Trace McSorley	Signed to practice squad
8/31	CB	Jace Whittaker	Signed to practice squad
8/31	DL	Antwaun Woods	Signed to practice squad
8/31	LB	Chandler Wooten	Signed to practice squad
8/31	TE	Bernhard Seikovits	International Player Practice Squad Exemption
8/31	CB	Javelin Guidry	Claimed off waivers (NYJ)
8/31	TE	Chris Pierce Jr.	Placed on Injured Reserve
8/31	OL	Josh Miles	Placed on Injured Reserve
9/1	TE	Stephen Anderson	Re-signed to roster
9/1	CB	Christian Matthew	Re-signed to roster
9/1	LS	Aaron Brewer	Re-signed to roster
9/1	CB	Antonio Hamilton	Placed on non-football injury
9/1	S	Charles Washington	Placed on Injured Reserve
9/1	WR	Antoine Wesley	Placed on Injured Reserve
9/1	LB	Devon Kennard	Signed to practice squad
9/1	S	Steven Parker	Signed to practice squad
9/1	S	Josh Thomas	Signed to practice squad
9/1	OL	Badara Traore	Signed to practice squad
9/2	TE	Chris Pierce Jr.	Waived/Injured
9/2	S	Jalen Thompson	Signed to a three-year contract extension
9/2	DT	Andrew Brown	Signed to practice squad
9/7	QB	Colt McCoy	Placed on Injured Reserve
9/7	QB	Trace McSorley	Signed to active roster
9/7	WR	Jontre Kirklin	Released
9/7	CB	Corey Ballentine	Signed to practice squad
9/10	LB	Devon Kennard	Elevated from practice squad to active roster
9/10	CB	Jace Whittaker	Elevated from practice squad to active roster
9/10	CB	Javelin Guidry	Released
9/10	WR	Andre Baccellia	Signed from practice squad to active roster
9/10	OL	Cody Ford	Placed on Injured Reserve
9/10	OL	Max Garcia	Signed from NYG's practice squad to active roster
9/14	WR	Victor Bolden Jr.	Placed on PS-Injured Reserve
9/14	OL	Rashaad Coward	Placed on PS-Injured Reserve
9/14	WR	Jeff Cotton Jr.	Signed to practice squad
9/14	WR	JaVonta Payton	Signed to practice squad
9/14	OL	Koda Martin	Signed to practice squad
9/15	WR	JaVonta Payton	Released
9/15	WR	Javon Wims	Signed to practice squad
9/17	LB	Devon Kennard	Elevated from practice squad to active roster
9/17	CB	Jace Whittaker	Elevated from practice squad to active roster
9/20	WR	Andre Baccellia	Released
9/20	LB	Devon Kennard	Signed to active roster
9/20	OL	Lachavious Simmons	Signed to practice squad
9/20	OL	Koda Martin	Released
9/20	CB	Corey Ballentine	Released
9/20	WR	Jeff Cotton Jr.	Released
9/20	S	Steven Parker	Released
9/21	WR	Andre Baccellia	Signed to practice squad



9/24	WR	Andre Baccellia	Elevated from practice squad to active roster
9/24	CB	Jace Whittaker	Elevated from practice squad to active roster
9/27	LB	Jesse Luketa	Signed to the active roster
9/27	S	Deionte Thompson	Released
9/29	S	Chris Banjo	Signed to practice squad
10/1	WR	Andre Baccellia	Elevated from practice squad to active roster
10/1	S	Chris Banjo	Elevated from practice squad to active roster
10/4	OL	Billy Price	Signed from LV's practice squad to active roster
10/4	WR	Andy Isabella	Released
10/4	QB	Jarrett Guarantano	Released
10/4	K	Matt Ammendola	Signed to practice squad
10/5	OL	Koda Martin	Signed to practice squad
10/5	OL	Lachavious Simmons	Placed on practice squad/injured reserve
10/7	TE	Maxx Williams	Released
10/8	LEO	Nick Vigil	Placed on Injured Reserve
10/8	CB	Antonio Hamilton	Activated from the designated to return list
10/8	WR	Andre Baccellia	Signed to the active roster
10/8	K	Matt Ammendola	Elevated from practice squad to active roster
10/8	S	Chris Banjo	Elevated from practice squad to active roster
10/10	TE	Maxx Williams	Signed to practice squad
10/10	WR	C.J. Board	Released
10/11	WR	Andre Baccellia	Released
10/11	OL	Danny Isidora	Released
10/12	K	Matt Ammendola	Signed to active roster from practice squad
10/12	S	Chris Banjo	Signed to active roster from practice squad
10/12	RB	Jonathan Ward	Placed on Injured Reserve
10/12	RB	Corey Clement	Signed to practice squad
10/12	RB	Ty'Son Williams	Signed to practice squad
10/12	WR	Laqun Treadwell	Signed to practice squad
10/12	WR	Andre Baccellia	Signed to practice squad
10/15	LB	Devon Kennard	Released
10/15	QB	Colt McCoy	Activated from injured reserve list
10/17	WR	Robbie Anderson	Acquired from Panthers in exchange for undisclosed draft picks
10/17	K	Matt Ammendola	Released
10/17	WR	DeAndre Hopkins	Activated from Reserve/Suspended list
10/18	OL	Cody Ford	Designated to return from injured list
10/18	WR	Stanley Berryhill	Released
10/18	K	Rodrigo Blankenship	Signed to practice squad
10/20	WR	Marquise Brown	Placed on Injured Reserve
10/20	OL	Justin Pugh	Placed on Injured Reserve
10/20	OL	Cody Ford	Activated from the designated to return list

10/26	DL	Rashard Lawrence	Placed on Injured Reserve
10/26	K	Rodrigo Blankenship	Signed to active roster
10/26	WR	Laqun Treadwell	Released
10/26	OL	Danny Isidora	Signed to practice squad
10/26	OL	Sage Doxtater	Signed to practice squad
11/2	K	Rodrigo Blankenship	Waived/Injured
11/2	LB	Kamu Grugier-Hill	Signed to a one-year contract
11/2	DL	Eric Banks	Signed to practice squad
11/2	OL	Rashaad Coward	Signed to practice squad
11/2	RB	Darrel Williams	Placed on Injured Reserve
11/2	DT	Trysten Hill	Claimed off waivers (DAL)
11/7	P	Nolan Cooney	Signed to practice squad
11/7	OL	Koda Martin	Released
11/9	S	Charles Washington	Designated to return from injured list
11/9	DL	Antwaun Woods	Placed on PS-Injured Reserve
11/9	OL	Koda Martin	Signed to practice squad
11/9	OL	Jean Delance	Signed to practice squad
11/9	OL	Sage Doxtater	Signed to practice squad
11/9	OL	Wyatt Davis	Claimed off waivers (NO)
11/9	OL	Will Hernandez	Placed on Injured Reserve
11/10	DL	Michael Dogbe	Released
11/12	C	Rodney Hudson	Placed on Injured Reserve
11/12	K	Tristan Vizcaino	Signed to active roster
11/12	S	Charles Washington	Activated from the designated to return list
11/14	RB	Eno Benjamin	Released
11/15	K	Tristan Vizcaino	Released
11/15	OL	Sage Doxtater	Released
11/15	LB	Blake Lynch	Released
11/15	OL	Rashaad Coward	Signed to active roster
11/15	DL	Michael Dogbe	Signed to practice squad
11/16	WR	Marquise Brown	Designated to return from injured list
11/16	TE	Chris Pierce Jr.	Signed to practice squad
11/16	OL	Julien Davenport	Signed to practice squad
11/19	RB	Corey Clement	Signed to active roster
11/21	DL	Michael Dogbe	Elevated to active roster from practice squad
11/21	TE	Maxx Williams	Elevated to active roster from practice squad
11/22	RB	Jonathan Ward	Released
11/22	OL	Jean Delance	Released
11/22	DL	Michael Dogbe	Released

CARDINALS STARTERS AND INACTIVES



OFFENSE

DATE	OPPONENT	WR	LT	LG	C	RG	RT	TE	QB	RB
9/11	Kansas City	A. Green/ G. Dortch/ M. Brown	D. Humphries	S. Harlow	R. Hudson	W. Hernandez	K. Beachum	Z. Ertz	K. Murray	J. Conner
9/18	at Las Vegas	A. Green/ G. Dortch/ M. Brown	D. Humphries	J. Pugh	R. Hudson	W. Hernandez	K. Beachum	Z. Ertz	K. Murray	J. Conner
9/25	L.A. Rams	A. Green/ M. Brown	D. Humphries	J. Pugh	R. Hudson	W. Hernandez	K. Beachum	T. McBride/ Z. Ertz	K. Murray	J. Conner
10/2	at Carolina	R. Moore/ M. Brown	D. Humphries	J. Pugh	R. Hudson	W. Hernandez	K. Beachum	T. McBride/ Z. Ertz	K. Murray	J. Conner
10/9	Philadelphia	R. Moore/ M. Brown	D. Humphries	J. Pugh	S. Harlow	W. Hernandez	K. Beachum	T. McBride/ Z. Ertz	K. Murray	J. Conner
10/16	at Seattle	R. Moore/ M. Brown	D. Humphries	J. Pugh	S. Harlow	W. Hernandez	K. Beachum	T. McBride/ Z. Ertz	K. Murray	E. Benjamin
10/20	New Orleans	R. Moore/ D. Hopkins/ M. Brown	D. Humphries	M. Garcia	B. Price	W. Hernandez	K. Beachum	T. McBride/ Z. Ertz	K. Murray	E. Benjamin
10/30	at Minnesota	A. Green/ R. Moore/ D. Hopkins	J. Jones	C. Ford	B. Price	W. Hernandez	K. Beachum	Z. Ertz	K. Murray	E. Benjamin
11/6	Seattle	R. Moore/ D. Hopkins/ R. Anderson	D. Humphries	C. Ford	B. Price	W. Hernandez	K. Beachum	Z. Ertz	K. Murray	J. Conner
11/13	at L.A. Rams	R. Moore/ D. Hopkins	J. Jones	R. Coward	B. Price	L. Smith	K. Beachum	T. McBride/ Z. Ertz	C. McCoy	J. Conner
11/21	San Francisco	A. Green/ R. Moore/ D. Hopkins	J. Jones	R. Coward	B. Price	L. Smith	K. Beachum	T. McBride	C. McCoy	J. Conner
11/27	L.A. Chargers	--	--	--	--	--	--	--	--	--
12/12	New England	--	--	--	--	--	--	--	--	--
12/18	at Denver	--	--	--	--	--	--	--	--	--
12/25	Tampa Bay	--	--	--	--	--	--	--	--	--
1/1	at Atlanta	--	--	--	--	--	--	--	--	--
1/8	at San Francisco	--	--	--	--	--	--	--	--	--

DEFENSE

DATE	OPPONENT	DE	NT	DT	ILB	ILB	OLB	CB	S	LB	DL
9/11	Kansas City	M. Dogbe	R. Lawrence	Z. Allen	N. Vigil	Z. Collins/ I. Simmons	M. Golden	B. Murphy Jr./ M. Wilson	J. Thompson/ B. Baker	--	--
9/18	at Las Vegas	J. Watt	R. Lawrence	Z. Allen	T. Vallejo	Z. Collins	M. Golden/ D. Gardeck	B. Murphy Jr./ M. Wilson	J. Thompson/ B. Baker	--	--
9/25	L.A. Rams	J. Watt	R. Lawrence	Z. Allen	N. Vigil	Z. Collins	M. Golden	B. Murphy Jr./ M. Wilson	J. Thompson/ B. Baker	J. Whittaker	--
10/2	at Carolina	J. Watt	M. Dogbe	Z. Allen	B. Niemann	Z. Collins/ I. Simmons	M. Golden	B. Murphy Jr./ M. Wilson	J. Thompson/ B. Baker	--	--
10/9	Philadelphia	J. Watt	L. Fotu	Z. Allen	T. Vallejo	Z. Collins	M. Golden/ D. Kennard	B. Murphy Jr.	J. Thompson/ B. Baker	C. Banjo	--
10/16	at Seattle	J. Watt	R. Lawrence	Z. Allen	T. Vallejo	Z. Collins	M. Golden/ D. Gardeck	B. Murphy Jr./ M. Wilson	J. Thompson/ B. Baker	--	--
10/20	New Orleans	J. Watt	R. Lawrence	Z. Allen	I. Simmons	Z. Collins	V. Dimukeje	B. Murphy Jr./ M. Wilson	J. Thompson/ B. Baker	B. Niemann	--
10/30	at Minnesota	J. Watt	L. Fotu	Z. Allen	I. Simmons	Z. Collins	V. Dimukeje	B. Murphy Jr./ M. Wilson	J. Thompson/ B. Baker	B. Niemann	--
11/6	Seattle	J. Watt	L. Fotu	Z. Allen	I. Simmons	Z. Collins	M. Golden	B. Murphy Jr./ M. Wilson	J. Thompson/ B. Baker	T. Vallejo	--
11/13	at L.A. Rams	J. Watt	L. Fotu	Z. Allen	I. Simmons	Z. Collins	M. Golden	A. Hamilton/ M. Wilson/ T. Mullen Jr.	J. Thompson/ B. Baker	B. Niemann	--
11/21	San Francisco	J. Watt/ J. Ledbetter	L. Fotu	Z. Allen	I. Simmons	Z. Collins	--	A. Hamilton/ M. Wilson	J. Thompson/ B. Baker	T. Vallejo	--
11/27	L.A. Chargers	--	--	--	--	--	--	--	--	--	--
12/12	New England	--	--	--	--	--	--	--	--	--	--
12/18	at Denver	--	--	--	--	--	--	--	--	--	--
12/25	Tampa Bay	--	--	--	--	--	--	--	--	--	--
1/1	at Atlanta	--	--	--	--	--	--	--	--	--	--
1/8	at San Francisco	--	--	--	--	--	--	--	--	--	--

2022 REGULAR SEASON INACTIVES

DATE	OPPONENT	1	2	3	4	5	6	7
09/11	Kansas City	RB Keaontay Ingram	TE Trey McBride	WR Rondale Moore	CB Trayvon Mullen Jr.	OL Justin Pugh	LB Myjai Sanders	DL J.J. Watt
09/18	at Las Vegas	RB Keaontay Ingram	WR Andy Isabella	DL Jonathan Ledbetter	WR Rondale Moore	CB Trayvon Mullen Jr.	LB Myjai Sanders	OL Lecitus Smith
09/25	L.A. Rams	RB Keaontay Ingram	DL Jonathan Ledbetter	CB Christian Matthew	WR Rondale Moore	LB Myjai Sanders	OL Lecitus Smith	LB Ezekiel Turner
10/02	at Carolina	WR A.J. Green	RB Keaontay Ingram	DL Rashard Lawrence	LB Jesse Luketa	LB Myjai Sanders	OL Lecitus Smith	LB Ezekiel Turner
10/09	Philadelphia	OL Max Garcia	OL Rodney Hudson	RB Keaontay Ingram	DL Rashard Lawrence	LB Jesse Luketa	CB Trayvon Mullen Jr.	K Matt Prater
10/16	at Seattle	RB James Conner	OL Rodney Hudson	QB Trace McSorley	CB Trayvon Mullen Jr.	K Matt Prater	OL Lecitus Smith	RB Darrel Williams
10/20	New Orleans	RB James Conner	LB Dennis Gardeck	OL Rodney Hudson	CB Trayvon Mullen Jr.	K Matt Prater	OL Lecitus Smith	RB Darrel Williams
10/30	at Minnesota	RB James Conner	OL Max Garcia	LB Dennis Gardeck	OL Rodney Hudson	OL D.J. Humphries	CB Christian Matthew	QB Trace McSorley
11/06	Seattle	P Nolan Cooney	OL Max Garcia	LB Dennis Gardeck	DT Trysten Hill	OL Rodney Hudson	CB Christian Matthew	QB Trace McSorley
11/13	at L.A. Rams	OL Max Garcia	OL D.J. Humphries	LB Jesse Luketa	CB Byron Murphy Jr.	QB Kyler Murray	K Matt Prater	--
11/21	San Francisco	LB Victor Dimukeje	TE Zach Ertz	OL Max Garcia	OL D.J. Humphries	LB Jesse Luketa	CB Byron Murphy Jr.	QB Kyler Murray
11/27	L.A. Chargers	--	--	--	--	--	--	--
12/12	New England	--	--	--	--	--	--	--
12/18	at Denver	--	--	--	--	--	--	--
12/25	Tampa Bay	--	--	--	--	--	--	--
01/01	at Atlanta	--	--	--	--	--	--	--
01/08	at San Francisco	--	--	--	--	--	--	--



CARDINALS ROSTER BY POSITION

NO.	NAME	POS.	HT.	WT.	AGE	EXP.	COLLEGE	HOMETOWN	HOW ACQ.
QUARTERBACKS (3)									
1	Murray, Kyler	QB	5-10	207	25	4	Oklahoma	Allen, TX	D1-19
12	McCoy, Colt	QB	6-1	212	36	13	Texas	Hobbs, NM	UFA-21 (NYG)
19	McSorley, Trace	QB	6-0	202	27	3	Penn State	Ashburn, VA	FA-21
RUNNING BACKS (3)									
6	Conner, James	RB	6-1	233	27	6	Pittsburgh	Erie, PA	UFA-21 (Pit)
23	Clement, Corey	RB	5-10	227	28	6	Wisconsin	Glassboro, NJ	FA-22
30	Ingram, Keaontay	RB	6-0	221	23	R	USC	Carthage, TX	D6-22
WIDE RECEIVERS (5)									
4	Moore, Rondale	WR	5-7	181	22	2	Purdue	New Albany, IN	D2-21
10	Hopkins, DeAndre	WR	6-1	212	30	10	Clemson	Central, SC	TR-20 (Hou)
18	Green, A.J.	WR	6-4	210	34	12	Georgia	Summerville, SC	UFA-21 (Cin)
81	Anderson, Robbie	WR	6-3	190	29	7	Temple	Fort Lauderdale, Fla.	TR-22 CAR
83	Dortch, Greg	WR	5-7	175	24	3	Wake Forest	Richmond, VA	FA-21
TIGHT ENDS (3)									
85	McBride, Trey	TE	6-4	246	23	R	Colorado State	Fort Morgan, CO	D2-22
86	Ertz, Zach	TE	6-5	250	32	10	Stanford	Danville, CA	TR-21 (Phi)
89	Anderson, Stephen	TE	6-3	230	29	5	California	San Jose, CA	UFA-22 (LAC)
OFFENSIVE LINE (10)									
53	Price, Billy	OL	6-4	310	28	5	Ohio State	Austintown, Ohio	FA-22
54	Smith, Lecitus	OL	6-3	314	24	R	Virginia Tech	Fitzgerald, GA	D6-22
64	Harlow, Sean	OL	6-4	303	27	2	Oregon State	San Clemente, CA	FA-21
65	Coward, Rashaad	OL	6-5	319	28	5	Old Dominion	Brooklyn, NY	FA-22
66	Davis, Wyatt	OL	6-4	315	23	2	Ohio State	Bellflower, CA	WV-22 (NO)
68	Beachum, Kelvin	OL	6-3	308	33	11	SMU	Mexia, TX	FA-20
72	Ford, Cody	OL	6-3	329	25	4	Oklahoma	Pineville, LA	TR-22 (Buf)
74	Humphries, D.J.	OL	6-5	307	28	7	Florida	Union, SC	D1-15
75	Garcia, Max	OL	6-4	309	31	8	Florida	Norcross, GA	FA-22
79	Jones, Josh	OL	6-7	310	25	3	Houston	Richmond, TX	D3-20
LINEBACKERS (12)									
9	Simmons, Isaiah	LB	6-4	238	24	3	Clemson	Olathe, KS	D1-20
25	Collins, Zaven	LB	6-4	260	23	2	Tulsa	Hominy, OK	D1-21
41	Sanders, Myjai	LB	6-5	248	24	R	Cincinnati	Jacksonville, FL	D3-22
43	Luketa, Jesse	LB	6-3	253	23	R	Penn State	Ottawa, Ontario	D7-22
44	Golden, Markus	LB	6-3	260	31	8	Missouri	St. Louis, MO	TR-20 (NYG)
45	Gardeck, Dennis	LB	6-0	232	28	5	Sioux Falls	Lake in the Hills, IL	FA-18
47	Turner, Ezekiel	LB	6-2	214	26	5	Washington	Pasadena, MD	FA-18
51	Vallejo, Tanner	LB	6-1	230	27	6	Boise State	Penn Valley, CA	FA-19
52	Dimukeje, Victor	LB	6-2	262	23	2	Duke	Baltimore, MD	D6a-21
56	Niemann, Ben	LB	6-2	235	27	5	Iowa	Sycamore, IL	FA-22
57	Grugier-Hill, Kamu	LB	6-2	230	28	7	Eastern Illinois	Papakolea, Hawaii	FA-22
97	Thomas, Cameron	LB	6-4	267	22	R	San Diego State	Carlsbad, CA	D3-22
DEFENSIVE BACKS (9)									
3	Baker, Budda	S	5-10	195	26	6	Washington	Bellevue, WA	D2-17
7	Murphy Jr., Byron	CB	5-11	190	24	4	Washington	Scottsdale, AZ	D2a-19
20	Wilson, Marco	CB	6-0	191	23	2	Florida	Fort Lauderdale, FL	D4-21
21	Mullen Jr., Trayvon	CB	6-2	200	25	4	Clemson	Fort Lauderdale, Fla.	TR - 22 (LV)
28	Washington, Charles	S	5-10	192	29	6	Fresno State	Inglewood, CA	WV-19 (Det)
31	Banjo, Chris	S	5-10	207	32	10	SMU	Sugar Land, TX	FA-22
33	Hamilton, Antonio	CB	6-0	195	29	7	South Carolina State	Johnston, SC	FA-21
34	Thompson, Jalen	S	5-11	190	24	4	Washington State	Downey, CA	SD5-19
35	Matthew, Christian	CB	6-2	195	26	R	Valdosta State	Columbus, GA	D7-22
DEFENSIVE LINE (5)									
93	Ledbetter, Jonathan	DL	6-4	282	25	1	Georgia	Tucker, GA	FA-21
94	Allen, Zach	DL	6-5	285	25	4	Boston College	New Canaan, CT	D3-19
95	Fotu, Leki	DL	6-5	335	24	3	Utah	West Valley City, UT	D4a-20
98	Hill, Trysten	DL	6-3	300	24	4	Central Florida	Lee, Fla.	WV-22 DAL
99	Watt, J.J.	DL	6-5	288	33	12	Wisconsin	Pewaukee, WI	FA-21
SPECIALISTS (3)									
5	Prater, Matt	K	5-10	201	38	16	Central Florida	Estero, FL	UFA-21 (Det)
14	Lee, Andy	P	6-1	185	40	19	Pittsburgh	Westminster, SC	FA-17
46	Brewer, Aaron	LS	6-5	232	32	11	San Diego State	Fullerton, CA	FA-16

CARDINALS HOW THEY WERE BUILT



YEAR	DRAFTEES (19)	FREE AGENTS (22)	TRADES (6)	WAIVERS (3)	PRACTICE SQUAD (2)	SUP. DRAFT (1)
2015	OL D.J. Humphries (1)					
2016		LS Aaron Brewer (FA-16)				
2017	S Budda Baker (2)	P Andy Lee (FA-17)				
2018		LB Dennis Gardeck (FA-18)				
		LB Ezekiel Turner (FA-18)				
2019	QB Kyler Murray (1)	LB Tanner Vallejo (FA-19)		S Charles Washington (WV-19 Det)		S Jalen Thompson (SD5-19)
	CB Byron Murphy Jr. (2)					
	DL Zach Allen (3)					
2020	LB Isaiah Simmons (1)	OL Kelvin Beachum (FA-20)	LB Markus Golden (TR-20 NYG)			
	OL Josh Jones (3)		WR DeAndre Hopkins (TR-20 Hou)			
	DL Leki Fotu (4)					
2021	LB Zaven Collins (1)	RB James Conner (UFA-21 Pit)	TE Zach Ertz (TR-21 Phi)			
	WR Rondale Moore (2)	WR Greg Dortch (FA-21)				
	CB Marco Wilson (4)	WR A.J. Green (UFA-21 Cin)				
	LB Victor Dimukeje (6a)	CB Antonio Hamilton (FA-21)				
		OL Sean Harlow (FA-21)				
		DL Jonathan Ledbetter (FA-21)				
		QB Colt McCoy (UFA-21 NYG)				
		QB Trace McSorley (FA-21)				
		K Matt Prater (UFA-21 Det)				
		DL J.J. Watt (FA-21)				
2022	TE Trey McBride (2)	TE Stephen Anderson (UFA-22 LAC)	WR Robbie Anderson (TR-22 CAR)	OL Wyatt Davis (WV-22 NO)	OL Max Garcia (FA-22)	
	LB Myjai Sanders (3)	S Chris Banjo (FA-22)	OL Cody Ford (TR-22 Buf)	DL Trysten Hill (WV-22 DAL)	OL Billy Price (FA-22)	
	LB Cameron Thomas (3)	RB Corey Clement (FA-22)	CB Trayvon Mullen Jr. (TR - 22 LV)			
	RB Keaontay Ingram (6)	OL Rashaad Coward (FA-22)				
	OL Lecitus Smith (6)	LB Kamu Grugier-Hill (FA-22)				
	CB Christian Matthew (7a)	LB Ben Niemann (FA-22)				
	LB Jesse Luketa (7b)					



CARDINALS DEPTH CHART

(As of November 22, 2022)

As Prepared by Team's Media Relations Department

OFFENSE

WR	10 DeAndre Hopkins		
LT	74 D.J. Humphries	79 Josh Jones	
LG	72 Cody Ford	<u>54 Lecitus Smith</u>	
C	53 Billy Price	64 Sean Harlow	
RG	75 Max Garcia	65 Rashaad Coward	66 Wyatt Davis
RT	68 Kelvin Beachum	79 Josh Jones	
TE	86 Zach Ertz	<u>85 Trey McBride</u>	89 Stephen Anderson
WR	4 Rondale Moore	83 Greg Dortch	
WR	18 A.J. Green	81 Robbie Anderson	
QB	1 Kyler Murray	12 Colt McCoy	19 Trace McSorley
RB	6 James Conner	<u>30 Keaontay Ingram</u>	23 Corey Clement

DEFENSE

DE	99 J.J. Watt	93 Jonathan Ledbetter	
NT	95 Leki Fotu		
DT	94 Zach Allen	98 Trysten Hill	
OLB	45 Dennis Gardeck	<u>41 Myjai Sanders</u>	52 Victor Dimukeje
ILB	9 Isaiah Simmons	47 Ezekiel Turner	-or- 51 Tanner Vallejo
ILB	25 Zaven Collins	56 Ben Niemann	57 Kamu Grugier-Hill
OLB	44 Markus Golden	<u>97 Cameron Thomas</u>	<u>43 Jesse Luketa</u>
CB	7 Byron Murphy Jr.	21 Trayvon Mullen Jr.	
CB	20 Marco Wilson	33 Antonio Hamilton	<u>35 Christian Matthew</u>
S	34 Jalen Thompson	31 Chris Banjo	
S	3 Budda Baker	28 Charles Washington	

SPECIALISTS

K	5 Matt Prater	
P	14 Andy Lee	
LS	46 Aaron Brewer	
H	14 Andy Lee	
KR	83 Greg Dortch	
PR	83 Greg Dortch	4 Rondale Moore

PRONUNCIATION GUIDE

Corey Clement	CLEM-int	Jesse Luketa	loo-KETT-uh
Rashaad Coward	ruh-SHAAD	Myjai Sanders	MY-jay
Victor Dimukeje	dee-moo-KAY-gee	Lecitus Smith	luh-SEET-us
Leki Fotu	LECK-ee / FOH-too	Tanner Vallejo	vuh-LAY-ho
Kamu Grugier-Hill	KAH-moo / GREW-jay HILL		

NOTE: Rookies are underlined

CARDINALS ALPHABETICAL ROSTER



NO.	NAME	POS	HT	WT	DOB	EXP	COLLEGE	HOMETOWN	HOW ACQ
94	Allen, Zach	DL	6-5	285	8/20/1997	4	Boston College	New Canaan, CT	D3-19
81	Anderson, Robbie	WR	6-3	190	5/9/1993	7	Temple	Fort Lauderdale, Fla.	TR-22 CAR
89	Anderson, Stephen	TE	6-3	230	1/30/1993	5	California	San Jose, CA	UFA-22 (LAC)
3	Baker, Budda	S	5-10	195	1/10/1996	6	Washington	Bellevue, WA	D2-17
31	Banjo, Chris	S	5-10	207	2/26/1990	10	SMU	Sugar Land, TX	FA-22
68	Beachum, Kelvin	OL	6-3	308	6/8/1989	11	SMU	Mexia, TX	FA-20
46	Brewer, Aaron	LS	6-5	232	7/5/1990	11	San Diego State	Fullerton, CA	FA-16
23	Clement, Corey	RB	5-10	227	11/2/1994	6	Wisconsin	Glassboro, NJ	FA-22
25	Collins, Zaven	LB	6-4	260	5/19/1999	2	Tulsa	Hominy, OK	D1-21
6	Conner, James	RB	6-1	233	5/5/1995	6	Pittsburgh	Erie, PA	UFA-21 (Pit)
65	Coward, Rashaad	OL	6-5	319	11/6/1994	5	Old Dominion	Brooklyn, NY	FA-22
66	Davis, Wyatt	OL	6-4	315	2/17/1999	2	Ohio State	Bellflower, CA	WV-22 (NO)
52	Dimukeje, Victor	LB	6-2	262	11/18/1999	2	Duke	Baltimore, MD	D6a-21
83	Dortch, Greg	WR	5-7	175	5/29/1998	3	Wake Forest	Richmond, VA	FA-21
86	Ertz, Zach	TE	6-5	250	11/10/1990	10	Stanford	Danville, CA	TR-21 (Phi)
72	Ford, Cody	OL	6-3	329	12/28/1996	4	Oklahoma	Pineville, LA	TR-22 (Buf)
95	Fotu, Leki	DL	6-5	335	8/23/1998	3	Utah	West Valley City, UT	D4a-20
75	Garcia, Max	OL	6-4	309	11/9/1991	8	Florida	Norcross, GA	FA-22
45	Gardeck, Dennis	LB	6-0	232	8/9/1994	5	Sioux Falls	Lake in the Hills, IL	FA-18
44	Golden, Markus	LB	6-3	260	3/13/1991	8	Missouri	St. Louis, MO	TR-20 (NYG)
18	Green, A.J.	WR	6-4	210	7/31/1988	12	Georgia	Summerville, SC	UFA-21 (Cin)
57	Grugier-Hill, Kamu	LB	6-2	230	5/16/1994	7	Eastern Illinois	Papakolea, Hawaii	FA-22
33	Hamilton, Antonio	CB	6-0	195	1/24/1993	7	South Carolina State	Johnston, SC	FA-21
64	Harlow, Sean	OL	6-4	303	3/28/1995	2	Oregon State	San Clemente, CA	FA-21
98	Hill, Trysten	DL	6-3	300	3/25/1998	4	Central Florida	Lee, Fla.	WV-22 DAL
10	Hopkins, DeAndre	WR	6-1	212	6/6/1992	10	Clemson	Central, SC	TR-20 (Hou)
74	Humphries, D.J.	OL	6-5	307	12/28/1993	7	Florida	Union, SC	D1-15
30	Ingram, Keaontay	RB	6-0	221	10/26/1999	R	USC	Carthage, TX	D6-22
79	Jones, Josh	OL	6-7	310	6/21/1997	3	Houston	Richmond, TX	D3-20
93	Ledbetter, Jonathan	DL	6-4	282	9/12/1997	1	Georgia	Tucker, GA	FA-21
14	Lee, Andy	P	6-1	185	8/11/1982	19	Pittsburgh	Westminster, SC	FA-17
43	Luketa, Jesse	LB	6-3	253	1/15/1999	R	Penn State	Ottawa, Ontario	D7-22
35	Matthew, Christian	CB	6-2	195	10/26/1996	R	Valdosta State	Columbus, GA	D7-22
85	McBride, Trey	TE	6-4	246	11/22/1999	R	Colorado State	Fort Morgan, CO	D2-22
12	McCoy, Colt	QB	6-1	212	9/5/1986	13	Texas	Hobbs, NM	UFA-21 (NYG)
19	McSorley, Trace	QB	6-0	202	8/23/1995	3	Penn State	Ashburn, VA	FA-21
4	Moore, Rondale	WR	5-7	181	6/9/2000	2	Purdue	New Albany, IN	D2-21
21	Mullen Jr., Trayvon	CB	6-2	200	9/20/1997	4	Clemson	Fort Lauderdale, Fla.	TR - 22 (LV)
7	Murphy Jr., Byron	CB	5-11	190	1/18/1998	4	Washington	Scottsdale, AZ	D2a-19
1	Murray, Kyler	QB	5-10	207	8/7/1997	4	Oklahoma	Allen, TX	D1-19
56	Niemann, Ben	LB	6-2	235	7/27/1995	5	Iowa	Sycamore, IL	FA-22
5	Prater, Matt	K	5-10	201	8/10/1984	16	Central Florida	Estero, FL	UFA-21 (Det)
53	Price, Billy	OL	6-4	310	10/11/1994	5	Ohio State	Austintown, Ohio	FA-22
41	Sanders, Myjai	LB	6-5	248	7/12/1998	R	Cincinnati	Jacksonville, FL	D3-22
9	Simmons, Isaiah	LB	6-4	238	7/26/1998	3	Clemson	Olathe, KS	D1-20
54	Smith, Lecitus	OL	6-3	314	7/13/1998	R	Virginia Tech	Fitzgerald, GA	D6-22
97	Thomas, Cameron	LB	6-4	267	7/1/2000	R	San Diego State	Carlsbad, CA	D3-22
34	Thompson, Jalen	S	5-11	190	7/18/1998	4	Washington State	Downey, CA	SD5-19
47	Turner, Ezekiel	LB	6-2	214	6/9/1996	5	Washington	Pasadena, MD	FA-18
51	Vallejo, Tanner	LB	6-1	230	12/16/1994	6	Boise State	Penn Valley, CA	FA-19
28	Washington, Charles	S	5-10	192	3/10/1993	6	Fresno State	Plewood, CA	WV-19 (Det)
99	Watt, J.J.	DL	6-5	288	3/22/1989	12	Wisconsin	Pewaukee, WI	FA-21
20	Wilson, Marco	CB	6-0	191	3/3/1999	2	Florida	Fort Lauderdale, FL	D4-21
Injured Reserve (10)									
48	Daley, Tae	S	6-1	201	10/8/1998	R	Virginia Tech	Warner Robins, GA	FA-22
78	Hayes, Marquis	OL	6-5	318	2/14/1999	R	Oklahoma	St. Louis, MO	D7-22
76	Hernandez, Will	OL	6-3	332	9/2/1995	5	UTEP	Las Vegas, NV	UFA-22 (NYG)
61	Hudson, Rodney	OL	6-2	315	7/12/1989	12	Florida State	Mobile, AL	TR-21 (LV)
90	Lawrence, Rashard	DL	6-2	308	8/27/1998	3	LSU	Monroe, LA	D4b-20
66	Miles, Josh	OL	6-5	325	1/4/1996	3	Morgan State	Baltimore, MD	D7a-19
67	Pugh, Justin	OL	6-5	311	8/15/1990	10	Syracuse	Holland, PA	UFA-18 (NYG)
59	Vigil, Nick	LB	6-2	235	8/20/1993	7	Utah State	Plain City, UT	UFA-22 (Min)
13	Wesley, Antoine	WR	6-4	206	10/22/1997	2	Texas Tech	Cibolo, TX	FA-21
24	Williams, Darrel	RB	5-11	219	4/15/1995	5	LSU	Marrero, La.	FA-22
Practice Squad (13)									
82	Baccellia, Andre	WR	5-10	175	1/7/1997	1	Washington	Thousand Oaks, CA	FA-21
69	Banks, Eric	DL	6-5	289	1/30/1998	3	Texas-San Antonio	Memphis, Tenn.	FA-22
71	Brown, Andrew	DL	6-3	290	12/30/1995	5	Virginia	Chesapeake, Va.	FA-'22
63	Davenport, Julien	T	6-7	315	1/9/1995	5	Bucknell	Paulsboro, NJ	FA-22
27	Hairston, Nate	CB	6-0	185	6/30/1994	5	Temple	Frederick, MD	FA '22
96	Jones, Manny	DL	6-4	290	6/6/1999	R	Colorado State	Cartersville, GA	UDFA-22
60	Martin, Koda	OL	6-6	304	8/21/1995	1	Syracuse	Manvel, TX	FA-20
49	Pierce Jr., Chris	TE	6-3	230	11/2/1998	R	Vanderbilt	Smithfield, VA	UDFA-22
32	Thomas, Josh	S	6-0	205	11/19/1996	2	Appalachian State	Montgomery, AL	
70	Traore, Badara	OL	6-7	327	3/12/1997	3	LSU	Boston, Mass.	UDFA-20
87	Williams, Maxx	TE	6-4	252	4/12/1994	8	Minnesota	Waconia, MN	UFA-19 (Bal)
22	Williams, Ty'Son	RB	6-0	220	9/20/1996	3	BYU	Sumter, SC	FA-22
84	Wims, Javon	WR	6-4	222	9/11/1994	5	Georgia	Carol City, Fla.	FA-'22
International Player Pathway/PS Exemption (1)									
80	Seikovits, Bernhard	TE	6-5	262	7/24/1997	1	No College	Vienna, Austria	FA-21
Injured Reserve - Designated For Return (1)									
2	Brown, Marquise	WR	5-9	180	6/4/1997	4	Oklahoma	Hollywood, FL	TR-22 (Bal)
Practice Squad/Injured Reserve (2)									
73	Simmons, Lachavious	OL	6-5	319	9/12/1996	3	Tennessee State	Selma, Ala.	FA-22
92	Woods, Antwaun	DL	6-1	307	1/3/1993	7	USC	Los Angeles, CA	FA-22



CARDINALS NUMERICAL ROSTER

NO.	NAME	POS	HT	WT	DOB	EXP	COLLEGE	HOW ACQ
1	Kyler Murray	QB	5-10	207	8/7/1997	4	Oklahoma	D1-19
3	Budda Baker	S	5-10	195	1/10/1996	6	Washington	D2-17
4	Rondale Moore	WR	5-7	181	6/9/2000	2	Purdue	D2-21
5	Matt Prater	K	5-10	201	8/10/1984	16	Central Florida	UFA-21 (Det)
6	James Conner	RB	6-1	233	5/5/1995	6	Pittsburgh	UFA-21 (Pit)
7	Byron Murphy Jr.	CB	5-11	190	1/18/1998	4	Washington	D2a-19
9	Isaiah Simmons	LB	6-4	238	7/26/1998	3	Clemson	D1-20
10	DeAndre Hopkins	WR	6-1	212	6/6/1992	10	Clemson	TR-20 (Hou)
12	Colt McCoy	QB	6-1	212	9/5/1986	13	Texas	UFA-21 (NYG)
14	Andy Lee	P	6-1	185	8/11/1982	19	Pittsburgh	FA-17
18	A.J. Green	WR	6-4	210	7/31/1988	12	Georgia	UFA-21 (Cin)
19	Trace McSorley	QB	6-0	202	8/23/1995	3	Penn State	FA-21
20	Marco Wilson	CB	6-0	191	3/3/1999	2	Florida	D4-21
21	Trayvon Mullen Jr.	CB	6-2	200	9/20/1997	4	Clemson	TR - 22 (LV)
23	Corey Clement	RB	5-10	227	11/2/1994	6	Wisconsin	FA-22
25	Zaven Collins	LB	6-4	260	5/19/1999	2	Tulsa	D1-21
28	Charles Washington	S	5-10	192	3/10/1993	6	Fresno State	WV-19 (Det)
30	Keaontay Ingram	RB	6-0	221	10/26/1999	R	USC	D6-22
31	Chris Banjo	S	5-10	207	2/26/1990	10	SMU	FA-22
33	Antonio Hamilton	CB	6-0	195	1/24/1993	7	South Carolina State	FA-21
34	Jalen Thompson	S	5-11	190	7/18/1998	4	Washington State	SD5-19
35	Christian Matthew	CB	6-2	195	10/26/1996	R	Valdosta State	D7-22
41	Myjai Sanders	LB	6-5	248	7/12/1998	R	Cincinnati	D3-22
43	Jesse Luketa	LB	6-3	253	1/15/1999	R	Penn State	D7-22
44	Markus Golden	LB	6-3	260	3/13/1991	8	Missouri	TR-20 (NYG)
45	Dennis Gardeck	LB	6-0	232	8/9/1994	5	Sioux Falls	FA-18
46	Aaron Brewer	LS	6-5	232	7/5/1990	11	San Diego State	FA-16
47	Ezekiel Turner	LB	6-2	214	6/9/1996	5	Washington	FA-18
51	Tanner Vallejo	LB	6-1	230	12/16/1994	6	Boise State	FA-19
52	Victor Dimukeje	LB	6-2	262	11/18/1999	2	Duke	D6a-21
53	Billy Price	OL	6-4	310	10/11/1994	5	Ohio State	FA-22
54	Lecitus Smith	OL	6-3	314	7/13/1998	R	Virginia Tech	D6-22
56	Ben Niemann	LB	6-2	235	7/27/1995	5	Iowa	FA-22
57	Kamu Grugier-Hill	LB	6-2	230	5/16/1994	7	Eastern Illinois	FA-22
64	Sean Harlow	OL	6-4	303	3/28/1995	2	Oregon State	FA-21
65	Rashaad Coward	OL	6-5	319	11/6/1994	5	Old Dominion	FA-22
66	Wyatt Davis	OL	6-4	315	2/17/1999	2	Ohio State	WV-22 (NO)
68	Kelvin Beachum	OL	6-3	308	6/8/1989	11	SMU	FA-20
72	Cody Ford	OL	6-3	329	12/28/1996	4	Oklahoma	TR-22 (Buf)
74	D.J. Humphries	OL	6-5	307	12/28/1993	7	Florida	D1-15
75	Max Garcia	OL	6-4	309	11/9/1991	8	Florida	FA-22
79	Josh Jones	OL	6-7	310	6/21/1997	3	Houston	D3-20
81	Robbie Anderson	WR	6-3	190	5/9/1993	7	Temple	TR-22 CAR
83	Greg Dortch	WR	5-7	175	5/29/1998	3	Wake Forest	FA-21
85	Trey McBride	TE	6-4	246	11/22/1999	R	Colorado State	D2-22
86	Zach Ertz	TE	6-5	250	11/10/1990	10	Stanford	TR-21 (Phi)
89	Stephen Anderson	TE	6-3	230	1/30/1993	5	California	UFA-22 (LAC)
93	Jonathan Ledbetter	DL	6-4	282	9/12/1997	1	Georgia	FA-21
94	Zach Allen	DL	6-5	285	8/20/1997	4	Boston College	D3-19
95	Leki Fotu	DL	6-5	335	8/23/1998	3	Utah	D4a-20
97	Cameron Thomas	LB	6-4	267	7/1/2000	R	San Diego State	D3-22
98	Trysten Hill	DL	6-3	300	3/25/1998	4	Central Florida	WV-22 DAL
99	J.J. Watt	DL	6-5	288	3/22/1989	12	Wisconsin	FA-21

COACHING STAFF

HEAD COACH: Kliff Kingsbury

ASSISTANTS:

Assistants: Jeff Rodgers (Asst. Head Coach/Special Teams Coordinator), Shawn Jefferson (Associate Head Coach/Wide Receivers), Vance Joseph (Defensive Coordinator), Cam Turner (Co-Pass Game Coordinator/Quarterbacks), Spencer Whipple (Co-Pass Game Coordinator), Kenny Bell (Chief of Staff/Offensive Asst.), Mike Bercovici (Offensive Asst.), Ronald Booker (Defensive Asst.), Charlie Bullen (Outside Linebackers), Matt Burke (Defensive Line), Bill Davis (Linebackers), Devin Fitzsimmons (Asst. Special Teams), Rob Grosso (Defensive Quality Control), Steve Heiden (Tight Ends), Rusty McKinney (Defensive Asst.), Buddy Morris (Strength & Conditioning), Brian Natkin (Asst. Offensive Line), Mark Naylor (Asst. Strength and Conditioning), Marcus Robertson (Defensive Backs), Connor Senger (Bill Bidwill Fellowship/QBs), Greg Williams (Cornerbacks)

2022 NFL STANDINGS AND SCHEDULE

		W	L	T	Div	Conf	Wk 1	Wk 2	Wk 3	Wk 4	Wk 5	Wk 6	Wk 7	Wk 8	Wk 9	Wk 10	Wk 11	Wk 12	Wk 13	Wk 14	Wk 15	Wk 16	Wk 17	Wk 18	
NFC EAST		9	1	0	2-1	5-1	<u>at DET</u>	<u>MIN</u>	<u>at WSH</u>	<u>JAX</u>	<u>at ARI</u>	<u>DAL</u>	BYE	<u>PIT</u>	<u>at HOU</u>	WSH	<u>at IND</u>	GB	TEN	at NYG	at CHI	at DAL	NO	NYG	
Philadelphia		7	3	0	2-1	6-3	TB	<u>CIN</u>	<u>at NYG</u>	<u>WSH</u>	<u>at LAR</u>	at PHI	<u>DET</u>	<u>CHI</u>	BYE	at GB	<u>at MIN</u>	NYG	IND	HOU	at JAX	PHI	at TEN	KC	
Dallas		7	3	0	0-1	3-3	at TEN	<u>CAR</u>	<u>DAL</u>	<u>CHI</u>	<u>at GB</u>	BAL	<u>at JAX</u>	<u>at SEA</u>	BYE	<u>HOU</u>	DET	at DAL	WSH	PHI	at WSH	at MIN	IND	at PHI	
NY Giants		6	5	0	1-2	3-4	<u>JAX</u>	at DET	PHI	at DAL	TEN	<u>at CHI</u>	<u>GB</u>	<u>at IND</u>	MIN	<u>at PHI</u>	at HOU	<u>ATL</u>	at NYG	BYE	NYG	at SF	CLE	DAL	
Washington		W	L	T	Div	Conf	Wk 1	Wk 2	Wk 3	Wk 4	Wk 5	Wk 6	Wk 7	Wk 8	Wk 9	Wk 10	Wk 11	Wk 12	Wk 13	Wk 14	Wk 15	Wk 16	Wk 17	Wk 18	
Minnesota		8	2	0	3-0	6-2	<u>GB</u>	at PHI	<u>DET</u>	<u>at NO</u>	<u>CHI</u>	<u>at MIA</u>	BYE	<u>ARI</u>	<u>WASH</u>	<u>at BUF</u>	DAL	NE	at NYJ	IND	at DET	NYG	at GB	at CHI	
Detroit		4	6	0	2-1	4-4	PHI	<u>WSH</u>	at MIN	SEA	at NE	BYE	at DAL	<u>MIA</u>	<u>GB</u>	<u>at CHI</u>	<u>at NYG</u>	BUF	JAX	MIN	at NYJ	at CAR	CHI	at GB	
Green Bay		4	7	0	1-2	3-4	at MIN	<u>CHI</u>	<u>at TB</u>	<u>NE</u>	NYG	NYJ	at WSH	at BUF	DET	DAL	TEN	at PHI	at CHI	BYE	LAR	at MIA	MIN	DE	
Chicago		3	8	0	0-3	1-7	<u>SF</u>	at GB	<u>HOU</u>	at NYG	WSH	WSH	at NE	at DAL	MIA	DET	at ATL	at NYJ	GB	BYE	PHI	BUF	at DET	MIN	
NFC SOUTH		5	5	0	2-1	5-2	<u>at DAL</u>	<u>at NO</u>	GB	KC	<u>ATL</u>	at PIT	<u>LAR</u>	BAL	<u>LAR</u>	<u>SEA</u>	BYE	Wk 11	Wk 12	Wk 13	Wk 14	Wk 15	Wk 16	Wk 17	Wk 18
Tampa Bay		5	6	0	1-3	4-4	NO	at LAR	<u>at SEA</u>	<u>CLE</u>	at TB	<u>SF</u>	at CIN	<u>CAR</u>	LAC	at CAR	<u>CHI</u>	at WSH	PIT	BYE	at NO	at BAL	ARI	TB	
Atlanta		4	7	0	1-2	2-4	<u>at ATL</u>	TB	at CAR	MIN	<u>SEA</u>	CIN	at ARI	<u>LV</u>	BAL	at PIT	<u>LAR</u>	at SF	at TB	BYE	ATL	at CLE	at PHI	CAR	
New Orleans		3	8	0	3-1	3-5	CLE	at NYG	<u>NO</u>	ARI	SF	at LAR	<u>TB</u>	at ATL	at CIN	<u>ATL</u>	at BAL	DEN	BYE	SEA	at SEA	PIT	DET	at NO	
Carolina		W	L	T	Div	Conf	Wk 1	Wk 2	Wk 3	Wk 4	Wk 5	Wk 6	Wk 7	Wk 8	Wk 9	Wk 10	Wk 11	Wk 12	Wk 13	Wk 14	Wk 15	Wk 16	Wk 17	Wk 18	
NFC WEST		6	4	0	4-0	5-2	at CHI	<u>SEA</u>	at DEN	<u>LAR</u>	<u>at ATL</u>	at KC	<u>at LAR</u>	<u>BYE</u>	<u>LAC</u>	<u>at ARI</u>	<u>at ARI</u>	NO	MIA	TB	at SEA	WSH	at LV	ARI	
San Francisco		6	4	0	2-1	4-4	<u>DEN</u>	at SF	ATL	<u>at DET</u>	at NO	<u>ARI</u>	at TB	<u>NYG</u>	<u>at ARI</u>	at TB	BYE	LV	at LAR	BYE	at NO	at KC	NYJ	LAR	
Seattle		4	7	0	1-4	3-6	KC	at MIA	<u>at LV</u>	<u>at CAR</u>	PHI	at SEA	<u>NO</u>	at MIN	SEA	<u>at LAR</u>	SF	LAC	BYE	NE	at DEN	TB	at ATL	at SF	
Arizona		3	7	0	1-3	3-6	BUF	<u>ATL</u>	at ARI	at SF	DAL	<u>CAR</u>	BYE	SF	at TB	ARI	at NO	at KC	SEA	LV	at GB	DEN	at LAC	at SE	
LA Rams		W	L	T	Div	Conf	Wk 1	Wk 2	Wk 3	Wk 4	Wk 5	Wk 6	Wk 7	Wk 8	Wk 9	Wk 10	Wk 11	Wk 12	Wk 13	Wk 14	Wk 15	Wk 16	Wk 17	Wk 18	
AFC EAST		7	3	0	2-1	5-2	<u>NE</u>	<u>at BAL</u>	<u>BUF</u>	at CIN	at NYJ	MIN	<u>PIT</u>	<u>at DET</u>	<u>at CHI</u>	<u>CLE</u>	BYE	HOU	at SF	at LAC	at BUF	GB	at NE	NY	
Miami		7	3	0	0-2	5-2	<u>at LAR</u>	TEN	at MIA	<u>at BAL</u>	<u>PIT</u>	<u>at KC</u>	BYE	<u>GB</u>	at NYJ	<u>MIN</u>	<u>CLE</u>	at DET	at NE	NYJ	MIA	at CHI	at CIN	NE	
Buffalo		6	4	0	2-1	5-2	at MIA	<u>at PIT</u>	BAL	at GB	<u>DET</u>	<u>at CLE</u>	CHI	<u>at NYJ</u>	<u>IND</u>	BYE	<u>NYJ</u>	at MIN	BUF	at ARI	at LV	CIN	MIA	at BU	
New England		6	4	0	2-2	5-4	4-May	<u>at CLE</u>	CIN	<u>at PIT</u>	<u>MIA</u>	at GB	<u>at DEN</u>	NE	<u>BUF</u>	BYE	at NE	CHI	at MIN	at BUF	DET	JAX	at SEA	at MIA	
NY Jets		W	L	T	Div	Conf	Wk 1	Wk 2	Wk 3	Wk 4	Wk 5	Wk 6	Wk 7	Wk 8	Wk 9	Wk 10	Wk 11	Wk 12	Wk 13	Wk 14	Wk 15	Wk 16	Wk 17	Wk 18	
AFC NORTH		7	3	0	2-0	4-2	<u>at NYJ</u>	MIA	<u>at NE</u>	BUF	<u>CIN</u>	at NYG	<u>CLE</u>	<u>at TB</u>	<u>at NO</u>	BYE	<u>CAR</u>	at JAX	DEN	at PIT	at CLE	ATL	PIT	at CI	
Baltimore		6	4	0	1-3	3-3	PIT	at DAL	<u>at NYJ</u>	<u>MIA</u>	at BAL	<u>at NO</u>	<u>ATL</u>	at CLE	<u>CAR</u>	BYE	<u>at PIT</u>	at TEN	KC	CLE	at TB	at NE	BUF	BAL	
Cincinnati		3	7	0	2-1	2-6	<u>at CAR</u>	NYJ	<u>PIT</u>	at ATL	LAC	NE	at BAL	<u>CIN</u>	BYE	at MIA	at BUF	TB	at HOU	at CIN	BAL	NO	at WSH	at PIT	
Cleveland		3	7	0	1-2	1-6	<u>at CIN</u>	NE	at CLE	NYJ	at BUF	<u>TB</u>	at MIA	at PHI	BYE	<u>NO</u>	CIN	at IND	at ATL	at ATL	BAL	at CAR	LV	at BAL	
Pittsburgh		W	L	T	Div	Conf	Wk 1	Wk 2	Wk 3	Wk 4	Wk 5	Wk 6	Wk 7	Wk 8	Wk 9	Wk 10	Wk 11	Wk 12	Wk 13	Wk 14	Wk 15	Wk 16	Wk 17	Wk 18	
AFC SOUTH		7	3	0	3-0	5-2	NYG	at BUF	<u>LV</u>	<u>at IND</u>	<u>at WSH</u>	BYE	<u>IND</u>	<u>at HOU</u>	at KC	<u>DEN</u>	<u>at GB</u>	CIN	at PHI	at PHI	JAX	at LAC	HOU	at JA	
Tennessee		4	6	1	1-3-1	4-4-1	CLE	at JAX	<u>KC</u>	TEN	<u>at DEN</u>	<u>JAX</u>	at TEN	WSH	at NE	<u>at LV</u>	PHI	PIT	at DAL	BYE	at MIN	LAC	at NYG	HOU	
Indianapolis		3	7	0	1-2	3-4	at WSH	<u>IND</u>	at PHI	<u>at LAC</u>	HOU	at IND	NYG	DEN	<u>LV</u>	at KC	BYE	BAL	at DET	at TEN	DAL	at NYJ	at HOU	TEN	
Jacksonville		1	8	1	1-1-1	1-4-1	<u>IND</u>	at DEN	at CHI	LAC	<u>at JAX</u>	BYE	at LV	TEN	PHI	at NYG	WSH	at MIA	CLE	at DAL	KC	at TEN	JAX	at IND	
Houston		W	L	T	Div	Conf	Wk 1	Wk 2	Wk 3	Wk 4	Wk 5	Wk 6	Wk 7	Wk 8	Wk 9	Wk 10	Wk 11	Wk 12	Wk 13	Wk 14	Wk 15	Wk 16	Wk 17	Wk 18	
AFC WEST		8	2	0	3-0	5-2	<u>at ARI</u>	LAC	at IND	<u>at TB</u>	<u>LV</u>	BUF	<u>at SF</u>	BYE	<u>TEN</u>	<u>JAX</u>	<u>at LAC</u>	LAR	at CIN	at CIN	at DEN	at HOU	SEA	at LV	
Kansas City		5	5	0	2-2	4-3	<u>LV</u>	at KC	JAX	<u>at HOU</u>	at KC	DEN	SEA	BYE	<u>at ATL</u>	at SF	KC	at ARI	at LV	MIA	TEN	at IND	LAR	at DEN	
LA Chargers		3	7	0	2-2	3-5	at LAC	ARI	at TEN	<u>DEN</u>	at KC	BYE	<u>HOU</u>	at NO	at JAX	IND	<u>at DEN</u>	at SEA	LAC	at LAR	NE	at PIT	SF	KC	
Las Vegas		3	7	0	0-3	2-6	at SEA	<u>HOU</u>	at LV	IND	at LAC	NYJ	at LAC	BYE	<u>at JAX</u>	BYE	at TEN	LV	at CAR	at BAL	KC	ARI	at LAR	LAC	
Denver		***Clinched Division Title																							

Bolded and Underlined Opponent - win *Italics* - Tie ***Clinched Playoff Berth* ****Clinched First-Round Bye*