

ARIZONA CARDINALS

WEEK 13
GAME RELEASE
#LARvsAZ

Mark Dalton - Senior Vice President, Media Relations Chris Melvin - Director, Media Relations Mike Helm - Manager, Media Relations
Imani Suber - Media Relations Coordinator Chase Russell - Media Relations Coordinator



LOS ANGELES RAMS (6-5) VS. ARIZONA CARDINALS (3-7-1) State Farm Stadium | December 1, 2019 | 2:05 PM



THIS WEEK'S PREVIEW

In the first of three consecutive home games, the Cardinals return from their bye to host the Los Angeles Rams at State Farm Stadium.

The Cardinals have sold out all 141 games played at State Farm Stadium since it opened in 2006. A sellout this week would make it 142 straight.

This week's game wraps up a 32-day stretch between home games for Arizona, who last played at State Farm Stadium on Oct. 31 vs. San Francisco on TNF.

Sunday's game marks the first meeting of the division rivals this season. The two teams will face each other again in the regular season finale at the L.A. Memorial Coliseum in Week 17.

This week's game will be the 81st all-time regular season meeting between the Cardinals and Rams. Since division realignment in 2002, the series between the two teams is tied 17-17.

Squaring off for the first time on Sunday are a pair of QBs who were selected #1 overall by their respective franchises. Arizona's Kyler Murray was selected in the top spot this past April while Rams signal-caller Jared Goff was the #1 overall pick in the 2016 NFL Draft. It will mark the first of two games against former #1 overall picks over the next three weeks for Murray. He is also set to face former Oklahoma teammate and 2018 #1 overall pick QB Baker Mayfield when the Cardinals host the Browns in Week 15.

While seeing Murray for the first time, the Rams will also face a familiar opponent in WR Larry Fitzgerald, who has 185 receptions for 2,098 yards and 18 TDs in 30 career games against the NFC West rival. He has more receptions against the Rams (185) than any other player in NFL history has against any single opponent.

A SALUTE TO SERVICE

As part of the league's long-standing support of America's armed forces, Arizona will honor current and former military by taking part in the NFL's Salute to Service campaign on Sunday.

Arizona will host members of the U.S. Air Force, U.S. Army, and U.S. Marines along with military volunteers to unfurl a field-size American flag during the National Anthem. Two F-16s and two F-35s from the 56th Fighter group at Luke Air Force Base will provide a flyover at the conclusion of the National Anthem. The USAF Pararescue Specialists from the 306th Rescue Squadron at Davis Monthan Air Force Base in Tucson will deliver the coin for the coin toss. The beneficiary of the team's 50/50 raffle is the Pat Tillman Foundation.



GAME RELEASE INDEX

Page	Contents
2	Celebrating the life and legacy of William V. Bidwill
3	Cardinals Host Salute To Service Game
4	Cardinals-Rams Series Info
5	By The Numbers / What To Look For / Week 13 Schedules
6-7	Kyler Murray's Record-Breaking Rookie Season
8	Chandler Jones NFL Sack Leader
9-10	Season Highlights / Offensive Improvement / Special Teams
11-14	Larry Fitzgerald Career Highlights & All-Time Rankings
15	David Johnson / Chase Edmonds / Christian Kirk Highlights
16	Terrell Suggs Climbs The All-Time Sacks List
17	Patrick Peterson / Budda Baker / Byron Murphy
18	NFL 100 / Cardinals History in NFL
19	Michael Bidwill Highlights / State Farm Stadium / Palmer ROH
20-22	Coaching Staff Highlights / Kingsbury Highlights
23	Cardinals in the Community

ARIZONA CARDINALS - 2019 SCHEDULE

Date	Opponent	Regular Season Location	AZ Time
Sep. 8	DETROIT	State Farm Stadium	T, 27-27
Sep. 15	@ Baltimore	M&T Bank Stadium	L, 23-17
Sep. 22	CAROLINA	State Farm Stadium	L, 38-20
Sep. 29	SEATTLE	State Farm Stadium	L, 27-10
Oct. 6	@ Cincinnati	Paul Brown Stadium	W, 26-23
Oct. 13	ATLANTA	State Farm Stadium	W, 34-33
Oct. 20	@ N.Y. Giants	MetLife Stadium	W, 27-21
Oct. 27	@ New Orleans	Mercedes-Benz Superdome	L, 31-9
Oct. 31	SAN FRANCISCO#	State Farm Stadium	L, 28-25
Nov. 10	@ Tampa Bay	Raymond James Stadium	L, 30-27
Nov. 17	@ San Francisco	Levi's Stadium	L, 36-26
	-BYE-		
Dec. 1	L.A. RAMS	State Farm Stadium	2:05 PM
Dec. 8	PITTSBURGH	State Farm Stadium	2:25 PM
Dec. 15	CLEVELAND*	State Farm Stadium	2:05 PM
Dec. 22	@ Seattle*	CenturyLink Field	2:25 PM
Dec. 29	@ L.A. Rams*	L.A. Memorial Coliseum	2:25 PM

FOX/NFL Network Thursday Night Football

* Subject to flexible scheduling decisions

THIS WEEK'S HIGHLIGHTS

- Following a month-long gap between home games, the Cardinals begin a stretch of three-straight at State Farm Stadium when they host the Rams on Sunday. Arizona will host the Steelers in Week 14 and Browns in Week 15.
- Sunday's game is the first-ever matchup between a pair of QBs selected with the #1 overall pick in the draft: AZ's **Kyler Murray** (#1 overall in 2019) and LA's **Jared Goff** (#1 overall in 2016).
- Following pre-game warmups, Cardinals OL and active duty U.S. Army Lieutenant **Brett Toth** will administer the Oath of Enlistment ceremony to 50 future U.S. Army soldiers from the U.S. Army Phoenix Recruiting Battalion station. Toth is presently on IR.
- Since the beginning of October (Week 5), the Cardinals have scored 25+ points in a game an NFL-high six times. Arizona has scored 25+ in six of its last seven games.
- QB **Kyler Murray** owns franchise rookie records for passing yards (2,703), completions (254) and games with multiple TD passes (6) and has tied the rookie record for pass attempts (393). He needs to throw two more TDs to establish a new Cardinals rookie record with 16 TDs passes.
- LB **Chandler Jones** and Tampa Bay's Shaquil Barrett are tied for the NFL lead with 12.5 sacks and are the only two players in the league with five "strip-sacks" in 2019. Jones' 12.5 sacks are the most in franchise history through the first 11 games of a season.
- LB **Jordan Hicks** leads the NFL with 111 tackles in 2019. A free agent signing in the offseason, Hicks' full stat line reads 111 tackles, 1.5 sacks, 8 tackles for loss, 3 INTs, 6 passes defended and 2 forced fumbles.
- CB **Patrick Peterson** has five career return TDs (4 punt, 1 INT), the last three of which have come against the Rams.

BROADCAST INFORMATION

Television: FOX / Play-By-Play: Chris Myers Analyst: Daryl Johnston Sideline: Laura Okmin

Cardinals Radio: Arizona Sports 98.7 FM / Play-By-Play: Dave Pasch Analyst: Ron Wolfley Sideline: Paul Calvisi

Cardinals Spanish Radio: TUDN Phoenix 105.1 FM / Play-By-Play: Gabriel Trujillo Analyst: Rolando Cantu



THE LIFE OF MR. B



William V. (Bill) Bidwill passed away on October 2 at the age of 88.

"Our dad passed away the same way he lived his life: peacefully, with grace, dignity and surrounded by family and loved ones," said Cardinals Chairman and President **Michael Bidwill**. "Above all else, we will remember him as a man devoted to the three central pillars of his life – his immense faith, his love for his family and his life-long passion for the Cardinals and the sport of football."

Born on July 31, 1931 in Chicago, he is the son of Charles and Violet Bidwill. His father purchased the Chicago Cardinals of the NFL in 1932, starting Bill's life-long association with the team which spanned eight decades and started as a ball boy when he was a child. A two-sport athlete playing football and baseball at Georgetown Prep outside of Washington, DC, Bidwill received the school's highest honor, the Insignis Medal, in 1990 and was selected to the school's Athletic Hall of Fame in 2017.

After earning his undergraduate degree from Georgetown University, Bidwill proudly served in the United States Navy before taking on a full-time role with the team in 1960. That same year he married Nancy, his wife of more than 56 years until her passing in 2016 and had five children: daughter Nicole and sons Bill Jr., Michael, Patrick and Timothy. While well-known for his understated nature and a preference for staying out of the spotlight, "Mr. B" was recognized often for his contributions and accomplishments as Cardinals owner.

In 2017, he was enshrined in the Arizona Sports Hall of Fame which honors those who have made significant contributions to state's athletics community. In 2010, Bidwill was inducted into the Sports Faith Hall of Fame in Lake Forest, IL. At its December 2010 commencement exercises, Northern Arizona University awarded Bidwill an honorary doctor of humane letters degree for "his contributions to the university, his community and his profession."

In addition to his five children, 10 grandchildren and one great-grandchild, Bidwill is survived by his brother Charles (Stormy).

A LEADER IN DIVERSITY



Bidwill was at the forefront of diversity in hiring practices, which was evidenced by the hiring of the NFL's first African American female executive (Adele Harris), first African American contract negotiator (Bob Wallace) and first African American head coach/GM tandem (Dennis Green and Rod Graves). In 2015, the team established the Bill Bidwill Coaching Fellowship to increase diversity and provide opportunities to gain NFL coaching experience.

"He didn't care about the color of your skin, race or gender if he felt like you could do the job to the best of your ability to help us become better than you were the right person for it," **Larry Fitzgerald** said.

At the 2010 annual NFL Combine in Indianapolis, Bidwill was honored with the Paul "Tank" Younger Award from the Fritz Pollard Alliance, whose purpose is to promote diversity and equality of job opportunity in the NFL.

ANOTHER SIGNIFICANT WIN IN CINCINNATI



Arizona's Week 5 victory in Cincinnati was the first game following the passing of team owner **Bill Bidwill** the previous Wednesday (10/2). Bill's father, Charles, purchased the team in 1932 and the first season the Cardinals played under Bidwill ownership was in 1933.

The first victory for the Cards during that 1933 season – which came on October 8th – was a 3-0 win in Cincinnati against the Reds.

On Tuesday (10/8/19) – exactly 86 years after that 1933 victory over the Reds – funeral services were held to honor the life of Bill Bidwill.

"It has been an emotional week," Chairman and President **Michael Bidwill** said after the victory over the Bengals. "The coaches and players all told me they were going to win it for (Bill Bidwill). It is great to get the win."

AN UNHERALDED COMMUNITY CHAMPION



Bidwill's devotion to the Cardinals and the game of football was matched by his passion for giving back to the community and supporting charitable causes, though he never sought recognition for his consistent and generous donations.

"He valued love, and loyalty and life. All of that came together to manifest itself in his giving," former Cardinals Pro Bowl fullback **Ron Wolfley** said. "The way that he would give millions and millions of dollars and nobody knew what he was giving so much of the time. He didn't sound the trumpet to let people know what he was doing."

Fitzgerald was inspired by Bidwill's work in the community without seeking the spotlight.

"The thing I really cherished about him was his selflessness and commitment to the community," WR **Larry Fitzgerald** said. "It was something he was passionate about and he wanted zero fanfare, and I always respected that about him."

STATEMENTS REGARDING THE PASSING OF ARIZONA CARDINALS OWNER BILL BIDWILL

CARDINALS WIDE RECEIVER LARRY FITZGERALD:

"The NFL family lost a pioneer today. Bill Bidwill loved the Arizona Cardinals and the great State of Arizona. He paved the way for so many by being on the forefront of giving minorities the opportunity to thrive as coaches and executives in the NFL. He was also a man of quiet generosity giving of his time and resources to make lives better."



NFL COMMISSIONER ROGER GOODELL: "Bill Bidwill was part of the NFL family his entire life, starting from his days as a ball boy through his time as an owner. Although never one to seek the spotlight, Bill had an incredible sense of humor and he made extraordinary contributions to the NFL. Bill's vision brought the Cardinals, the NFL and multiple Super Bowls to Arizona. He was a leader in embracing diversity and employed the first African American female executive, and the first African American general manager and head coach tandem."

PATRIOTS CHAIRMAN AND CEO ROBERT KRAFT: "Bill Bidwill was one of the first owners to reach out to me and welcome me into the league when I bought the Patriots in 1994. He was one of the longest-tenured owners in the league and I always appreciated his historical perspective and his love of the game. When it came to the game of football and the NFL, we were mostly like-minded and aligned. The only thing more important to him than his beloved Cardinals was his family and I know how proud he was of his children."

COWBOYS OWNER, PRESIDENT AND GENERAL MANAGER JERRY JONES:

"I always viewed Bill as a man who, through his father and his literally growing up with the NFL, was an extension of the founding fathers of the NFL. His leadership and influence contributed greatly to bridging the gap between what the earliest years of our professional game looked like and the growth and massive popularity of what it has become. He had a unique perspective of where the game began and where he thought it needed to go. I enjoyed him as a competitor and a colleague, and regardless of the circumstance, he had a unique gift of humor that not everyone knew about."

GIANTS PRESIDENT AND CEO JOHN MARA: "Bill Bidwill was one of the most important owners in the history of the National Football League. He was a kind and decent man who loved his team and the League. He leaves behind a wonderful family. Bill was someone I greatly admired and respected. I was proud to call him a friend."

BEARS CHAIRMAN GEORGE H. McCASKEY: "One of our family's proudest associations in the NFL is with the Bidwill family. It goes back three generations, and at the heart of it is Bill Bidwill. His sacrifices on behalf of our great game are not properly documented, nor properly appreciated. He was a gracious man, a raconteur, and a great friend."

BUCCANEERS OWNER AND CO-CHAIRMAN BRYAN GLAZER: "Bill Bidwill's life mirrored the growth and success of the Cardinals and the entire National Football League. We have tremendous respect and admiration for the lineage of the Bidwill family ownership dating back to 1932. We send our condolences to his children Nicole, Bill Jr., Michael, Patrick, Timothy, and the Arizona Cardinals and all of Bill's family and friends."

CHIEFS CHAIRMAN AND CEO CLARK HUNT: "As one of the longest tenured owners in professional football, Bill built and cared for his franchise with the utmost passion and integrity. He always put the best interests of the league first and his philanthropy made a lasting impact in communities throughout Arizona."

LIONS OWNER AND CHAIRMAN MARTHA FIRESTONE FORD:

"The Lions and Cardinals have always shared a proud bond as two of the NFL's original franchises, and the Bidwill Family holds a treasured place in the history of professional football. His more than 80 years of life as part of the Cardinals organization will be remembered through a legacy marked by countless contributions to our great game."

COLTS OWNER AND CEO JIM IRSAY: "Rest in peace, Bill Bidwill, legendary owner of the Cardinals. Bill was involved with our league since 1932, and was a leader on the initiative of minority front office hiring."

ARIZONA GOV. DOUG DUCEY: "A dad. A husband. A giant of the NFL and an Arizona icon – Bill Bidwill never forgot he was part of our community, and he showed it throughout his long and remarkable life. Bill was passionate about many things, but especially his faith, family and the Cardinals football team he loved so much."

PAT TILLMAN'S LEGACY

THE TILLMAN MEMORIAL

On November 12, 2006, the Pat Tillman Memorial at State Farm Stadium was unveiled. Located on the northwest side of the plaza, the memorial includes a large bronze sculpture of Tillman and a circular reflection pond.

The sculpture is approximately eight-foot tall, weighs more than 500 pounds, and took nearly nine months to complete. After an extensive search, the Cardinals selected artists Omri Amrani and Gary Tillery to create the sculpture.



The sculptors consulted with the team and Pat's wife, Marie, who selected the image of Tillman that best conveys his character and spirit. Serving as a backdrop to the sculpture is a nine-foot concrete wall that measures 42 feet across, symbolic of Tillman's jersey number at Arizona State.

The brimming pool of water on the western side consists of a 60-foot circular pond made of black concrete and stainless steel. To the west of the memorial is a grove of 40 Oak trees that symbolizes the jersey number Tillman wore as an Arizona Cardinal, and the entire area is surrounded by a grove of Ash and Oak trees.

TILLMAN'S LOCKER

On September 11, 2015, the 14th anniversary of the 9/11 terrorist attacks, the Cardinals unveiled the locker of S **Pat Tillman** at the Dignity Health Arizona Cardinals Training Center.

A new locker room was built as part of a two-year, \$15 million renovation of the facility, but Tillman's locker was preserved to display in a glass enclosure between the weight room and cafeteria. Included in the locker are Tillman's jersey, helmet, shoulder pads and draft card, along with a description of his life and career.



"We've decided to preserve Pat Tillman's locker, and tell his story," Cardinals Chairman and President **Michael Bidwill** said at the unveiling ceremony. "Many of our future players, and even current players, may not know the stories of the Cardinals. But we wanted to tell the stories and talk about the history, the history of our organization and the history of Pat Tillman."


After a decorated career at ASU, Tillman was selected in the seventh round (226th overall) of the 1998 NFL Draft by the Cardinals. He played for Arizona from 1998-2001 before enlisting in the U.S. Army in 2002. Tillman's No. 40 is retired by the Cardinals and he is a member of the team's Ring of Honor.

The plaza surrounding State Farm Stadium is known as the Pat Tillman Freedom Plaza, in honor of the former Cardinal who was killed in action on April 22, 2004 while serving his country as a member of the elite Army Ranger unit.

TILLMAN'S IMPACT ON PUGH

Cardinals OL **Justin Pugh** grew up on the East Coast, played at Syracuse and spent the first five years of his NFL career with the Giants.

Before signing with Arizona, however, a Cardinals jersey already hung in his brother's home in Holland, PA, more than 2,000 miles from Phoenix.



"We have a Pat Tillman jersey at my (brother's) house," Pugh said during his introductory press conference in 2018. "That's the only jersey we have hanging in our house – my brother's house, I should say – back in Holland."

Tillman and his brother, Kevin, left behind professional sports careers to join the Army Rangers after the 9/11 terrorist attacks. In 2004, Tillman was killed in action while serving a tour in Afghanistan. He would have celebrated his 43rd birthday earlier this month (11/6).

"He made the ultimate sacrifice for this country with everything that he did. You wish you could be half the man that he was," Pugh said.

BIDWILL RECEIVES PATRIOT AWARD

Earlier this month (11/14), Cardinals Chairman and President **Michael Bidwill** was presented the Patriot Award by the Arizona ESGR (Employer Support of the Guard and Reserve).

The award recognizes the effort to support citizen warriors in the National Guard or Reserve through a wide-range of measures including flexible schedules, time off prior to and after deployment, caring for families and granting leaves of absence if needed.



Bidwill was nominated by **Leo Longoria**, who worked in the team's cafeteria until his overseas deployment as a member of the Army in June of 2018. On Longoria's last day of work at team headquarters, Bidwill organized a send off with Cardinals coaches and players.

"All of a sudden I just started hearing my name," Longoria said at the time. "It started echoing, and I was like, 'What's going on?' And then they opened the door and all the players were throughout (the cafeteria). They were all cheering my name, looking at me. That was amazing to see. You hear my name echoing and then people started clapping. Never really had that feeling before."

Coaches, players and staff expressed gratitude for Longoria's service and sacrifice, and he was told that his job would be waiting for him upon his return. Longoria came home on May 29, 2019, and he was back to work two weeks later.

ESGR, a Department of Defense program, was established in 1972 to promote cooperation and understanding between Reserve Component Service members and their civilian employers and to assist in the resolution of conflicts arising from an employee's military commitment.

GARDECK IS SALUTE TO SERVICE NOMINEE

LB **Dennis Gardeck** was named the Cardinals and USAA *Salute To Service Award* nominee in 2019.

During his time in Arizona, Gardeck has rarely missed an opportunity to participate in community service events such as school trips, kids camps and hospital visits. One cause particularly important to him, however, is giving back to military veterans, an initiative the second-year Cardinal supports with the same passion he brings to the field.



"I see a lot of similarities between football and the service – the camaraderie, intensity and brotherhood," Gardeck said. "We have the freedom to play a game we love because of the sacrifices made by the brave men and women who have served, and it's important to show our veterans that we care about them and appreciate all they've done."

Gardeck recently participated in "Operation Sleep," a military appreciation event hosted by Cardinals Charities and Brooklyn Bedding at MANA (Marines, Army, Navy and Air Force) House in Phoenix. He and team representatives delivered 76 beds to the residents of MANA House, which is a peer-support organization that helps rebuild the lives of military veterans affected by homelessness.

Gardeck returned to MANA House during the Cardinals bye week in November to spend time with the residents during a canvas painting event. While staying at MANA House, veterans build savings with the goal of moving out on their own, and the paintings they create with Gardeck will help furnish their new home.

CARDINALS WITH MILITARY TIES

HEAD COACH KLIFF KINGSBURY: Father, **Tim Kingsbury**, received a Purple Heart for his service in the Vietnam War.

DL ZACH ALLEN: Great uncle, Major **William Anthony**, was an Air Force fighter pilot. He flew B-17 bombers in WWII and jets in the Korean War.

OL MASON COLE: Uncle, **Brett Cole**, served in the Army.

WR PHAROH COOPER: Father, **Glenn**, and brother, **Christian**, served in the Marines.

WR LARRY FITZGERALD: Attended Valley Forge (PA) Military Academy. Grandfather, Dr. **Robert Johnson**, was a Lieutenant in the Army who won a purple heart for his service in Korea. Aunt and Uncle, **Paula** and **Sam Jones**, are both Lieutenant Colonels in the Army.

RB D.J. FOSTER: Aunt, **Shelia Wiggins**, served in the Army; uncle, **Lee Davis Jr.**, served in the Navy; grandfather, **Lee Davis Sr.**, served in the Marines; and uncle, **Joseph Wayne**, served in the Coast Guard.

K ZANE GONZALEZ: Grandfather, **Lino Gonzalez**, is an Army veteran, and best friend, **Carlos Rivas**, currently serves in the Army.

WR CHRISTIAN KIRK: Grandfather, **David Fisher**, served in the Navy; father, **Evan Kirk**, served in the Army; and uncle, **Tony Kirk**, served in the Navy.

P ANDY LEE: Lee's late grandfather, **Walter Lee**, served in the Army.

CB BYRON MURPHY: Stepfather, **Terrell Barnes**, served in the Navy.

OL JUSTIN PUGH: Brother, **Michael Gavaghan**, is a current an engineer in the Air Force.

OL A.Q. SHIPLEY: Father-in-law, **Gerald Camhy**, served in the Navy.

LB JOE WALKER: Brother-in-Law, **Montana Hughlet**, serves in the Army.

TE CALEB WILSON: Grandfather, **Larry Bown**, served in the Army during the Vietnam War.

CARDS-RAMS CONNECTIONS

Rams Connections

Cardinals WR **Pharoh Cooper** was drafted by the Rams in the fourth round (117th overall) of the 2016 NFL Draft and played three seasons with the team. He earned Pro Bowl and All-Pro honors as a returner when he led the NFL with 1,331 combined return yards in 2017.

Cardinals CB **Kevin Peterson** played six games for the Rams in 2017.

Cardinals Asst. O-Line coach **Brian Natkin** spent training camp as a TE with the Rams in 2003.

Cardinals Media Relations Coordinator **Imani Suber** interned in the Rams public relations department in 2014.

Cardinals Connections

Rams S **Marqui Christian** entered the NFL as Arizona's fifth-round pick (167th overall) in the 2016 NFL Draft.

Rams WR **Cooper Kupp** is the son of former QB **Craig Kupp**, who played for the Cardinals in the 1991 season.

Rams C **Coleman Shelton** spent part of the 2018 season on the Cardinals practice squad and was with the team in training camp in 2019.

Rams Special Teams Coordinator **John Fassel** is the son of former NFL head coach **Jim Fassel**, who served as Cardinals offensive coordinator in 1996.

Los Angeles/California Connections

Cardinals LS **Aaron Brewer** (Fullerton), LB **Cassius Marsh Sr.** (Simi Valley), DBs coach **Marcus Robertson** (Pasadena), S **Jalen Thompson** (Downey), LB **Joe Walker** (Palos Verdes) and S **Charles Washington** (Inglewood) are from southern California. Marsh played four seasons at UCLA from 2010-13.

Cardinals QB **Brett Hundley** started all 40 games played in three seasons (2012-14) at UCLA.

Cardinals LB **Ezekiel Turner** played his freshman season at Pierce Junior College in Los Angeles.

Arizona Connections

Rams Assistant Head Coach/LBs coach/Front Coordinator **Joe Barry** was on Northern Arizona's coaching staff from 1996-98.

Rams RBs coach **Skip Peete** is a Phoenix native and played two seasons (1981-82) at the University of Arizona.

Rams WRs coach **Eric Yarber** was Arizona State's WRs coach from 2007-09.

High School Connections

Cardinals rookie QB **Kyler Murray** and Rams rookie OT **Bobby Evans** were teammates at Allen (TX) High School from 2012-14 and again at the University of Oklahoma from 2016-18. They won three consecutive state championships together while at Allen High.

College/Pro Connections

Cardinals LB **Jordan Hicks** (2010-14) played with Rams RB **Malcolm Brown** (2011-14) at Texas.

Cardinals QB **Kyler Murray** (2015) and WR **Christian Kirk** (2015-17) played with Rams WR **Josh Reynolds** (2014-15) at Texas A&M.

Murray and Rams OLB **Ogbonnia Okoronkwo** were teammates at Oklahoma from 2016-17.

Cardinals LB **Terrell Suggs** (2003-18) and TE **Maxx Williams** (2015-18) played for the Ravens with Rams S **Eric Weddle** (2016-18), DB **Darius Williams** (2018) and LB **Kenny Young** (2018-19).

Cardinals S **Budda Baker** (2014-16), LB **Ezekiel Turner** (2015-17), CB **Byron Murphy Jr.** (2017-18) and TE **Darrell Daniels** (2013-16) played at Washington with Rams LB **Cory Littleton** (2012-15), DT **Greg Gaines** (2015-18), S **Taylor Rapp** (2014-18) and C **Coleman Shelton** (2014-17).

Cardinals CB **Patrick Peterson** (2008-10) played at LSU with Rams DL **Michael Brockers** (2009-11).

Cardinals OL **D.J. Humphries** (2012-14), OL **Max Garcia** (2013-14) and DL **Jonathan Bullard** (2012-15) played at Florida with Rams OLB **Dante Fowler Jr.** (2012-14).

Cardinals WR **Andy Isabella** (2015-18) played at Massachusetts while Rams Pass Game Coordinator/QBs coach **Shane Waldron** (2012-15), Rams Asst. WRs coach **Liam Coen** (2014-15) and Cardinals Offensive Quality Control Coach **Spencer Whipple** (2014-18) were on the coaching staff.

Rams OLB **Clay Matthews** (2009-18) played for the Packers with Cardinals QB **Brett Hundley** (2016-17) and S **Chris Banjo** (2013-16), during which time Cardinals Pass Game Coordinator/QBs coach **Tom Clements**, Cardinals WRs coach **David Raih** (2014-18) and Rams Safeties coach **Ejiro Evero** (2016) were on the coaching staff.

Cardinals TE **Charles Clay** (2015-18) played for the Bills with Rams CB **Nickell Robey-Coleman** (2013-16) and WR **Robert Woods** (2013-16).

Cardinals LB **Cassius Marsh Sr.** played for the Patriots with Rams WR **Brandon Collins** during the 2017 season.

Cardinals DL **Zach Kerr** (2014-16) played for the Colts with Rams OL **Austin Blythe** (2016).

Rams LB **Natrez Patrick** and Cardinals OL **Lamont Gaillard** were teammates at Georgia from 2015-18.

CARDS & RAMS - SERIES BREAKDOWN

This week's matchup between the Cardinals and Rams marks the 81st all-time meeting between the two teams during the regular season. The Rams currently hold a two-game lead (40-38-2) in the all-time series.

The rivalry between the Cardinals and Rams dates back to 1937 when the Cardinals were located in Chicago and the Rams were based in Cleveland. Since division realignment in 2002, the series between the two teams is tied 17-17.

Sunday's game marks the first of two meetings between the division rivals over the final five weeks of the regular season. They will meet again in Los Angeles in Week 17.

CARDS-RAMS REGULAR SEASON SERIES

- Overall Regular Season Series: 38-40-2
- Cardinals at home vs. the Rams: 18-19-2
- First Meeting: 10/3/37 @ Cleveland, W, 6-0
- Last Meeting: 12/23/18 vs. Los Angeles, L, 31-9
- Last Cardinals Win: 1/1/17 @ Los Angeles, W, 44-6

CARDINALS/RAMS - SEASON STATS

Statistic

	Cards	Rank	Rams	Rank
Points Scored	248	15	249	14
Points Allowed	317	30	243	15
TDs Scored	24	t-23	27	t-19
TDs Allowed	38	31	28	t-15
Rushing TDs	10	t-14	13	t-5
Passing TDs	14	t-22	11	t-28
Return TDs	0	t-27	3	t-5
Rushing TDs Allowed	6	t-5	8	t-11
Passing TDs Allowed	29	32	18	t-18
Sacked/Yards Lost	36/241	t-25	18/130	t-3
Fumbles/Lost	5/3	2	15/7	t-17
Field Goals Made/Attempted	26/29	1	20/25	t-8
Total Yards/Game	343.9	20	353.3	16
Opp. Total Yards/Game	415.2	31	338.7	16
Rushing Yards/Game	117.1	15	90.7	24
Opp. Rushing Yards/Game	117.6	23	106.9	16
Passing Yards/Game	226.2	18	262.5	7
Opp. Passing Yards/Game	297.5	32	231.8	13
Turnover Ratio	+4	t-9	-5	t-24
Possession Average	27:05	31	27:45	29

FITZ AGAINST THE RAMS

In 30 career games against the Rams, WR **Larry Fitzgerald** has 185 receptions for 2,098 yards and 18 TDs. **He has more receptions against the Rams (185) than any other player in NFL history has against any single opponent.**

Fitzgerald's reception totals against the Rams (185), 49ers (182) and Seahawks (175) are the three highest in NFL history against a single opponent.

NFL History - Receptions vs. Single Opponent

Rnk	Player	Rec	Opponent	Gms
1	Larry Fitzgerald	185	Rams	30
2	Larry Fitzgerald	182	49ers	32
3t	Larry Fitzgerald	175	Seattle	30
3t	Jerry Rice	175	Falcons	30
5	Jerry Rice	166	Rams	32

Fitzgerald's 2,098 career receiving yards against the Rams represent the fourth-highest total for any player against a single opponent in NFL history.

NFL History - Receiving Yards vs. Single Opponent

Rnk	Player	Yds	Opponent	Gms
1	Jerry Rice	2,731	Falcons	30
2	Jerry Rice	2,551	Rams	32
3	Larry Fitzgerald	2,381	49ers	32
4	Larry Fitzgerald	2,098	Rams	30
5	Reggie Wayne	2,028	Jaguars	25

Fitzgerald's 18 TD receptions against the Rams are tied for the fifth-most in NFL history against a single opponent.

NFL History - TD Receptions vs. Single Opponent

Rnk	Player	TDs	Opponent	Gms
1	Jerry Rice	25	Falcons	30
2	Jerry Rice	20	Rams	32
3	Bob Hayes	19	Giants	16
4	Larry Fitzgerald	19	49ers	32
5t	Larry Fitzgerald	18	Rams	30
5t	Don Hutson	18	Rams	18

ADD A TD PASS TO HIS CAREER TOTALS

The last time the Cardinals faced the Rams - in Week 16 last season - Fitzgerald threw his first career TD pass: a 32-yarder to RB David Johnson.

It was the first TD pass by a WR in franchise history. At 35 years, 114 days old, Fitzgerald became the oldest WR in NFL history to throw a TD. Prior to Fitz, the oldest WR to throw a TD was Philly's Harold Carmichael (34 years, 38 days).



BY THE NUMBERS

8

Different decades in which Bill Bidwill - who passed away on October 2nd at the age of 88 - was affiliated with the Cardinals. Beginning as a ball boy, he served the franchise in countless fashions - public address announcer, ticket promotions, scouting, advertising, public relations and contract negotiator - in his time with the Cardinals.

12.5

Sacks for LB Chandler Jones this season. That is tied with Tampa Bay's Shaquil Barrett for the NFL lead in 2019 and are the also most in franchise history through the first 11 games of a season.

5

Forced fumbles for Jones in 2019, which is a new career high. Jones' five forced fumbles - which have all come on "strip-sacks" of opposing QBs - are tied for the most in the NFL.

53.5

Sacks for Jones in 59 career games with the Cardinals. Since being acquired by Arizona in a trade with New England in 2016, Jones has 6.0 more sacks than any other player in the NFL. Rams DT Aaron Donald ranks second with 47.5.

2

Quarterbacks in the NFL this season that lead their team in rushing yards: Arizona's Kyler Murray (418) and Baltimore's Lamar Jackson (876).

2,703

Passing yards for QB Kyler Murray in 2019. That is a new franchise record for passing yards by a rookie.

14

TD passes for Murray this season. He needs just two more TDs to surpass Jake Plummer's franchise record for TD passes by a rookie (15 in 1997). Murray has as many TD passes in his last three games (7) as he had in the first eight games (7) this season.

6

Games - out of the last 7 - that the Cardinals have scored 25+ points. Since the beginning of October (Week 5), no team in the NFL has scored 25+ points in more games than the Cardinals (6).

4.96

Rushing average for the Cardinals this season (1,295 rushing yards on 261 attempts). Should that number hold it would represent the highest team rushing average in a season in franchise history. The current record of 4.87 yards/attempt was set in 1960.

8

Turnovers for the Cardinals this season. That is tied for the second-lowest total in the NFL in 2019 and is the fewest in franchise history through the first 11 games of a season.

9

Takeaways for the Cardinals defense in the last five games. Arizona forced just three total takeaways through the first six games.

138.0

Career sacks for LB Terrell Suggs, who sits alone in ninth place on the NFL's all-time sacks list.

76

Different QBs Suggs has sacked in his career. He has never sacked Rams QB Jared Goff, who he will face on Sunday. With a sack of Goff, Suggs would tie Hall of Famer Reggie White (77) and Julius Peppers (77) for the most QBs sacked in a career.

111

Tackles for LB Jordan Hicks through 11 games. Hicks leads the NFL in tackles in 2019 and his 111 tackles are a new career high.

10

Career INTs for Hicks, who has three picks for the Cardinals this season. Dating back to Hicks' rookie season in 2015, only Carolina's Luke Kuechly (11) has more INTs among ILBs.

89

Career receptions for WR Christian Kirk. The only player in franchise history who had more receptions in their first 20 games was Anquan Boldin (121).

48

Career TDs (33 rushing, 14 receiving, 1 KOR) for RB David Johnson, which is the most in franchise history through a player's first five seasons.

98

Points for K Zane Gonzalez in 2019 (26 FG, 19 PAT). The former ASU standout leads the NFL in FGs made (26) and is tied for third in the NFL in total points in 2019.

48.8

Punting average for Andy Lee in 2019. That ranks second the NFL and is slightly higher than his average in 2018 (48.6) when he led the NFL and established a new franchise single-season record.

WHAT TO LOOK FOR IN WEEK 13 ...

MILESTONES WITHIN REACH

WR Larry Fitzgerald

- With a reception, Fitzgerald would have at least one catch in 239 consecutive games, the second-longest reception streak in NFL history (Jerry Rice - 274).
- With 26 receiving yards, Fitzgerald would pass Andre Johnson (7,776 at NRG Stadium) for the second-most receiving yards in NFL history in a single stadium, behind Jerry Rice (9,403 at Candlestick Park).

LB Chandler Jones

- With a half-sack, Jones would have 13.0 sacks in 2019. In NFL history only Reggie White (4 straight) would have 13.0+ sacks in more consecutive seasons than Jones (3).
- With a half-sack, Jones would also sit alone in third place on the franchise all-time sacks list with 54.0 sacks in 60 games with the Cardinals.

QB Kyler Murray

- With two TD passes, Murray would establish a new franchise record for TD passes by a rookie. The current record of 15 was set by Jake Plummer in 1997.
- With two TD passes, Murray would become just the ninth rookie in NFL history with multiple TD passes in at least four consecutive games.
- With 84 rushing yards, Murray would establish a new franchise record for rushing yards by a QB. The current record of 501 was set by Hall of Famer Charley Trippi in 1951.
- With 300 passing yards, Murray (5) would join Andrew Luck (6 in 2012) as the only players in NFL history with at least five 300-yard outings during their rookie season.

LB Terrell Suggs

- With a sack, Suggs (139.0) would pass DeMarcus Ware (138.5) for 8th place on the NFL's all-time sacks list.
- A sack of Rams QB Jared Goff would make him the 77th different QB Suggs has sacked in his career. Suggs would tie Hall of Famer Reggie White (77) and Julius Peppers (77) for the most QBs sacked in a career.

RB David Johnson

- With a receiving TD, Johnson would become just the fifth player in NFL history with 30+ rushing TDs and 15+ receiving TDs in their first five NFL seasons.

LB Jordan Hicks

- With an INT, Hicks would become just the third Cardinals player in the last 16 seasons with an INT in at least three consecutive games, joining S Antoine Bethea (3 straight in 2017) and CB Patrick Peterson (4 straight in 2012).

NFL SCHEDULE - WEEK 13

Thursday, November 28

Chicago Bears at Detroit Lions - 10:30 AM (FOX)
Buffalo Bills at Dallas Cowboys - 2:30 PM (CBS)
New Orleans Saints at Atlanta Falcons - 6:20 PM (NBC)

Sunday, December 1

Tennessee Titans at Indianapolis Colts - 11:00 AM (CBS)
New York Jets at Cincinnati Bengals - 11:00 AM (CBS)
Washington Redskins at Carolina Panthers - 11:00 AM (CBS)
San Francisco 49ers at Baltimore Ravens - 11:00 AM (FOX)
Tampa Bay Buccaneers at Jacksonville Jaguars - 11:00 AM (FOX)
Green Bay Packers at New York Giants - 11:00 AM (FOX)
Philadelphia Eagles at Miami Dolphins - 11:00 AM (FOX)
Cleveland Browns at Pittsburgh Steelers - 11:00 AM (CBS)
Los Angeles Rams at Arizona Cardinals - 2:05 PM (FOX)
Los Angeles Chargers at Denver Broncos - 2:25 PM (CBS)
Oakland Raiders at Kansas City Chiefs - 2:25 PM (CBS)
New England Patriots at Houston Texans - 6:20 PM (NBC)

Monday, December 2

Minnesota Vikings at Seattle Seahawks - 6:15 PM (ESPN)

MEDIA SCHEDULE - WEEK 13

The Cardinals practice and media schedule for this week is listed below. Practice is open each day for approximately the first 20 minutes and the locker room will be open for 45 minutes.



All requests for assistant coach availability need to be made in advance through the Cardinals Media Relations staff.

Wed, 11/27 10:05 AM - **Kliff Kingsbury** available in media room
11:20 AM - Practice
12:55 PM - **Kyler Murray** presser and players available in locker room
4:15 PM - Rams head coach **Sean McVay** conference call

Thurs, 11/28 11:05 AM - Practice
1:10 PM - Coordinators **Tom Clements** (Pass Game) and **Vance Joseph** (Defense) available and players available in locker room

Fri, 11/29 12:00 PM - Practice
1:20 PM - **Kliff Kingsbury** presser and players available in locker room

Sun, 12/1 2:05 PM - Rams vs. Cardinals (State Farm Stadium)

KYLER MURRAY AT A GLANCE

- Holds franchise rookie records for passing yards (2,703), completions (254) and games with multiple TD passes (6) and has tied the team rookie record for pass attempts (393).
- His 418 rushing yards are the most by a rookie QB in team history.
- Joins Lamar Jackson as the only QBs in the NFL that lead their team in rushing yards in 2019.
- Needs one win to tie the franchise record for wins by a rookie QB.
- Joins Cam Newton (2011) and DeShaun Watson (2017-18) as the only players in NFL history with at 2,500+ passing yards and 400+ rushing yards in first 11 career games.
- Between Weeks 4-10, attempted NFL rookie record 211 consecutive passes without an INT.
- In NFL history, only Andrew Luck (255 in 2012) had more completions in his first 11 career games than Murray (254).
- First player in NFL history with 20+ completions in each of their first six career games.
- One of just six players (second rookie) in NFL history with at least four 300-yard passing performances in their first 11 career games.
- Became the first Cardinals rookie QB to start a season opener since Lamar McHan in 1954.
- Selected #1 overall by the Cardinals in the 2019 NFL Draft. Fifth player ever taken by Arizona #1 overall and first since 1958.
- One of nine Heisman Trophy winners active in the NFL. One of 22 individuals to win the Heisman and become the #1 overall pick in the draft.



MAKING A RUN FOR IT

Murray has 418 rushing yards in 2019. That is the third-highest total in franchise history by a QB and has established a new franchise rookie record for rushing yards by a QB (Bud Schwenk - 313 in 1942 - held previous mark).

Murray enters Week 13 needing 84 rushing yards to establish a new franchise record for rushing yards by a QB.

Rushing Yards By Quarterback - Season (All-Time)

Rnk	Player (Year)	Yds
1	Charley Trippi (1951)	501
2	Timm Rosenbach (1990)	470
3	Kyler Murray (2019)*	418
4	Charley Trippi (1952)	350
5	Bud Schwenk (1942)*	313

*Rookie Season

In the Cardinals Week 5 win at Cincinnati, Murray ran for a career-high 93 yards. It was the third-highest single-game rushing total by a QB in franchise history and the highest total for a Cardinals QB since 1958. In his first 11 career games, Murray already owns three of the top-seven single-game rushing yardage totals by a QB in franchise history.

Franchise Single-Game Record - Rush Yards By QB

Rnk	Player	Yds	Opponent
1	Charley Trippi	145	12/16/51 @ Chicago
2	M.C. Reynolds*	99	11/2/58 vs. Philadelphia
3	Kyler Murray*	93	10/6/19 @ Cincinnati
4	Charley Trippi	86	10/5/52 vs. Chicago
5	Charley Trippi	81	11/18/51 @ San Francisco
6	Kyler Murray*	69	9/22/19 vs. Carolina
7	Kyler Murray*	67	11/17/19 @ San Francisco

*Rookie Season

A TOP-10 ROOKIE QB RUSHING TOTAL

Murray's 418 rushing yards in 2019 represent the 10th-highest total in NFL history for a rookie QB. He is poised for a significant move up that list over the final five games.

NFL Rookie Record - Rushing Yards by Quarterback

Rnk	Player (Team)	Yds	Year	To Pass
1	Robert Griffin (Was)	815	2012	398
2	Cam Newton (Car)	706	2011	289
3	Lamar Jackson (Bal)	695	2018	278
4	Josh Allen (Buf)	631	2018	214
5	Vince Young (Ten)	552	2006	135
6	Billy Kilmer (SF)	509	1961	92
7	Russell Wilson (Sea)	489	2012	72
8t	Blake Bortles (Jax)	419	2014	2
8t	DeShone Kizer (Cle)	419	2017	2
10	Kyler Murray (AZ)	418	2019	-

A TRUE DUAL THREAT AT QUARTERBACK

In addition to his franchise rookie record 2,703 passing yards this season, Murray's 418 rushing yards this year are the most for a rookie QB in franchise history. It also places him in elite company this season.

Murray and Baltimore's Lamar Jackson are the only QBs in the NFL that lead their team in rushing yards.

Murray joins Cam Newton (2011) and Deshaun Watson (2017-18) as the only players in NFL history with 2,500+ passing yards and 400+ rushing yards in their first 11 career games.

Despite being in his first season, Murray has been the key to the Cardinals significantly improved offense in 2019. His statistics this season bear out just how much the Cardinals have relied on their rookie signal-caller this season. He has:

- 393** pass attempts (6th in the NFL)
- 254** completions (6th in the NFL)
- 2,703** passing yards (14th in the NFL)
- 67** rush attempts (3rd among starting QBs)
- 418** rushing yards (2nd among starting QBs)
- 3** rushing TDs (tied for 4th among starting QBs)



CARDS RECORD-SETTING ROOKIE

In his first 11 career games, Murray has completed 254-of-393 pass attempts (64.6%) for 2,703 yards, 14 TDs, 5 INTs and a 91.2 pass rating.

Murray has already established franchise rookie records for completions and passing yards.

Franchise Rookie Record - Passing Yards (Season)

Rnk	Player (Year)	Yds	Gms
1	Kyler Murray (2019)	2,703	11
2	Matt Leinart (2006)	2,547	12
3	Josh Rosen (2018)	2,278	14
4	Jake Plummer (1997)	2,203	10
5	Neil Lomax (1981)	1,575	14

Franchise Rookie Record - Completions (Season)

Rnk	Player (Year)	Cmp	Gms
1	Kyler Murray (2019)	254	11
2	Josh Rosen (2018)	217	14
3	Matt Leinart (2006)	214	12
4	Jake Plummer (1997)	157	10
5	Bud Schwenk (1942)	126	11

Murray's 393 pass attempts are tied for the most by a rookie in franchise history.

Franchise Rookie Record - Completions (Season)

Rnk	Player (Year)	Cmp	Gms
1t	Kyler Murray (2019)	393	11
1t	Josh Rosen (2018)	393	14
3	Matt Leinart (2006)	377	12
4	Jake Plummer (1997)	296	10
5	Bud Schwenk (1942)	295	11

SIX GAMES WITH MULTIPLE TD PASSES - INCLUDING THREE IN A ROW

The Week 11 game in San Francisco (2 TD passes) was Murray's sixth outing with multiple TD passes. He is the first rookie QB in team history to throw multiple TD passes in at least six games.

Franchise Rookie Record - Games with Multiple TD Passes

Rnk	Player (Year)	Gms
1	Kyler Murray (2019)	6
2t	Jake Plummer (1997)	4
2t	M.C. Reynolds (1958)	4
4	Matt Leinart (2006)	3
5t	Josh Rosen (2018)	2
5t	Jim Root (1953)	2

Murray has thrown multiple TD passes in each of the last three games. He has as many TD passes in that three-game span (7) as he had in his first eight games (7) this season.

Only eight rookies in NFL history have posted multiple TD passes in at least four consecutive games.

NFL Rookie Record - Consecutive Games w/2+ TD Passes

Rnk	Player (Team)	Gms	Year
1t	Baker Mayfield (Cle)	5	2018
1t	Deshaun Watson (Hou)	5	2017
1t	Dak Prescott (Dal)	5	2016
1t	Russell Wilson (Sea)	5	2012
1t	Dan Marino (Mia)	5	1983
1t	Charlie Conerly (NYG)	5	1948
7t	Jay Cutler (Den)	4	2006
7t	Paul Governali (Bos)	4	1946

NEARING THE ROOKIE TD MARK

Murray has 14 TD passes in 2019 and needs just two more to establish a franchise rookie record. The current mark of 15 was set by Jake Plummer in 1997.

Franchise Rookie Record – TD Passes (Season)

Rnk	Player (Year)	TDs
1	Jake Plummer (1997)	15
2	Kyler Murray (2019)	14
3t	M.C. Reynolds (1958)	11
3t	Matt Leinart (2006)	11
3t	Josh Rosen (2018)	11

Murray has 17 combined TDs in 2019 (14 passing, 3 rushing). That ties the franchise rookie record for combined passing/rushing TDs.

Murray equaled the mark set by Jake Plummer (15 passing, 2 rushing) in 1997.

Franchise Rookie QB Record - Combined TDs Rushing & Passing

Rnk	Player (Year)	TDs	Pass	Rush
1t	Kyler Murray (2019)	17	14	3
1t	Jake Plummer (1997)	17	15	2
3	Matt Leinart (2006)	13	11	2
4t	M.C. Reynolds (1959)	11	11	0
4t	Josh Rosen (2018)	11	11	0

Of his 17 TDs this season, eight have come in the last three games. Murray has seven TD passes and one rushing TD in his last three outings.



PROTECT THE BALL ROOKIE!

Through 11 games this season, **Murray** has a combined 460 passing/rushing attempts and has accounted for 3,121 yards and 17 TDs - while committing just five turnovers.

He has yet to lose a fumble this season.

Among active starting QBs, only two have committed fewer turnovers than Murray (5), though neither has played as many games.

Fewest Turnovers Among Active Starting QBs

Rnk	Player (Team)	TO	INT	Fum	Gms
1t	Drew Brees (NO)	4	4	0	6
1t	Patrick Mahomes (KC)	4	2	2	9
3t	Kyler Murray (AZ)	5	5	0	11
3t	Russell Wilson (Sea)	5	3	2	11
3t	Aaron Rodgers (GB)	5	2	3	11
3t	Lamar Jackson (Bal)	5	5	0	11

Including the Week 11 contest at San Francisco, Murray has thrown just one INT in his last 249 pass attempts.

RECORD-BREAKING STREAK WITHOUT AN INTERCEPTION

Between the first quarter of Week 4 vs. Seattle and the fourth quarter of Week 10 at Tampa Bay, **Murray attempted 211 consecutive passes without throwing an INT.**

Murray's streak of 211 consecutive pass attempts without an INT was the longest for a rookie in NFL history.

The streak began on his eighth pass attempt in Week 4 and ended on his 39th pass attempt in Week 10 at Tampa Bay.

NFL Rookie Record - Consecutive Pass Attempts w/o INT

Rnk	Player (Team)	Att	Year
1	Kyler Murray (AZ)	211	2019
2t	Dak Prescott (Dal)	176	2016
2t	Derek Carr (Oak)	176	2014
4	Dak Prescott (Dal)	171	2016
5	Sam Bradford (StL)	169	2010

In honor of his record-breaking streak, the Pro Football Hall of Fame in Canton, OH is displaying Murray's game-worn jersey from the Tampa Bay contest at the HOF "Pro Football Today Gallery."



A LOT OF COMPLETIONS THROUGH 11

Murray has 254 completions in 2019. In NFL history, only Andrew Luck (255 in 2012) had more completions in his first 11 career games.

NFL History – Completions in 1st 11 Career Games

Rnk	Player (Year)	Cmp	Team
1	Andrew Luck (2012)*	255	Indianapolis
2	Kyler Murray (2019)*	254	Arizona
3	Patrick Mahomes (2017-18)	253	Kansas City
4	Sam Bradford (2010)*	250	St. Louis
5	Carson Wentz (2016)*	249	Philadelphia

*Rookie Season

Murray is on pace for 370 completions in 2019. The NFL record for completions by a rookie is 379, established by the Eagles Carson Wentz in 2016.

NFL Rookie Record - Completions (Season)

Rnk	Player (Year)	Cmp	Team
1	Carson Wentz (2016)	379	Philadelphia
2	Sam Bradford (2010)	354	St. Louis
3	Derek Carr (2014)	348	Oakland
4	Andrew Luck (2012)	339	Indianapolis
5	Peyton Manning (1998)	326	Indianapolis

NFL RECORD WITH 20+ COMPLETIONS IN 1ST SIX GAMES

After completing 27 passes in the win over the Falcons in Week 6, Murray became the first player in NFL history with 20+ completions in each of his first six career games. That streak was snapped in Week 7 at New York when Murray completed 14 passes.



HIGHLY RATED AGAINST THE 49ERS

Murray is the only QB in the NFL this season that has posted a passer rating of 100+ against the 49ers #1 ranked pass defense this season - and he did so twice.

In two games against the 49ers this season, Murray completed 41-of-57 pass attempts (71.9%) for 391 yards, 4 TDs and 0 INTs.

Murray's 130.7 passer rating against the Niners in Week 9 is the highest for any Cardinals QB in 57 all-time meetings against San Francisco.

QB Passer Rating by Game vs. San Francisco in 2019

Rnk	Player (Team)	Rate	Att	Cmp	Pct	Yds	TD	INT
1	Kyler Murray (AZ)	130.7	24	17	70.8	241	2	0
2	Kyler Murray (AZ)	101.8	33	24	72.7	150	2	0
3	Case Keenum (Was)	91.3	12	9	75.0	77	0	0
4	Andy Dalton (Cin)	90.5	42	26	61.9	311	2	1
5	Russell Wilson (Sea)	86.9	34	24	70.6	232	1	1
6	Mason Rudolph (Pit)	81.4	27	14	51.9	174	2	1
7	Aaron Rodgers (GB)	75.8	33	20	60.6	104	1	0
8	Jared Goff (LAR)	60.8	24	13	54.2	78	0	0
9	Jameis Winston (TB)	45.4	36	20	55.6	194	1	3
10	Kyle Allen (Car)	28.9	37	19	51.4	158	0	3
11	Baker Mayfield (Cle)	13.4	22	8	36.4	100	0	2



MURRAY AND THE 300-YARD MARK

Murray is one of just four QBs in NFL history with at least four 300-yard performances in his rookie season. The only player who had more was Indy's Andrew Luck (6) in 2012.

NFL Record - 300-Yard Games in Rookie Season

Rnk	Player (Team)	300+	Year
1	Andrew Luck (Ind)	6	2012
2t	Kyler Murray (AZ)	4	2019
2t	Peyton Manning (Ind)	4	1998
2t	Carson Wentz (Phi)	4	2016

Entering the 2019 season, a rookie had thrown for 300+ yards in a game just five times in team history. Murray already has four such performances in 2019.

FOUR TIMES IN HIS FIRST 11 GAMES

Murray is one of just six players in NFL history - and only the second rookie - to post 300+ passing yards at least four times in their first 11 career games. Murray and Andrew Luck (5 times in 2012) are the only rookies to do so.

NFL Record – Games with 300+ Passing Yards in 1st 11 Career Games

Rnk	Player (Year)	Gms
1	Patrick Mahomes (2017-18)	8
2t	Kurt Warner (1999)	5
2t	Andrew Luck (2012)*	5
2t	Deshaun Watson (2017-18)	5
5t	Kyler Murray (2019)*	4
5t	Marc Bulger (2002-03)	4

*Rookie Season

NOTES ON MURRAY'S 300-YARD OUTINGS

• Playing his first-ever game in the Cardinals season-opener vs. Detroit, rookie Murray threw for 308 yards. **In doing so, he became just the fifth rookie in NFL history to throw for 300+ yards in a season-opener.** He is the first Cardinals rookie in history to throw for 300+ yards in his first career game.

• In Week 2 at Baltimore, Murray exceeded that total, throwing for 349 yards against the Ravens. **He joined Cam Newton (2011) as the only QBs in NFL history to throw for 300+ yards in each of their two career games.**

• After throwing for 340 yards against the Falcons in Week 6, **Murray became the first rookie QB in franchise history to throw for 300+ yards in a win.**



CHANDLER JONES AT A GLANCE

• Tied with Tampa Bay's Shaquil Barrett for the NFL lead with 12.5 sacks in 2019.

• Tied for the NFL lead with a career-high five forced fumbles and also tied for the league lead with five "strip-sacks" of opposing QBs in '19.

• First player in Cardinals history with four seasons of at least 10.0 sacks.

• Only player in the NFL with 10.0+ sacks in each of the last five seasons (2015-19).

• His 12.5 sacks in 2019 are the most in AZ history in first 11 games of a season.

• Since being acquired by Arizona, leads the NFL in sacks (53.5). Ranks second behind Aaron Donald in tackles for loss (63) and second behind Khalil Mack with 14 forced fumbles.

• Led the NFL with franchise record 17.0 sacks in 2017. Could become just the 8th player in NFL history to lead the league in sacks multiple times.

• Despite playing just 59 games with Arizona, already ranks 4th on the franchise all-time sacks list.

• Dating back to 2013, is tied with J.J. Watt for most games with multiple sacks (22).

• Acquired by the Arizona in a trade with New England on 3/15/16 that sent Jonathan Cooper and a 2nd round pick to the Patriots.

• In '19 was not listed among the Top-100 players in the league by NFL Network.



FIVE STRAIGHT WITH DOUBLE-DIGIT SACKS

Jones is the only player in the NFL who has posted double-digit sacks in each of the last five seasons (2015-19).

Prior to Jones, no AZ player in history had 10+ sacks in more than two straight seasons.

With 12.5 sacks in 2019, Jones has now posted double-digit sacks in all four seasons he has been with Arizona (2016-19). He is the first player in Cardinals history with four seasons of at least 10 sacks.



Franchise Record – Seasons with 10+ Sacks

Rnk	Player	10+ Years
1	Chandler Jones	4 (2019 (12.5), 2018 (13.0), 2017 (17.0), 2016 (11.0))
2t	Simeon Rice	3 (1999 (16.5), 1998 (10.0), 1996 (12.5))
2t	Al Baker	3 (1986 (10.5), 1984 (10.0), 1983 (13.0))
4t	Freddie Joe Nunn	2 (1988 (14.0), 1987 (11.0))
4t	Curtis Greer	2 (1984 (14.0), 1983 (16.0))

FAST RISE UP THE LEADERBOARD

Jones' 53.5 sacks - which are tied for third on the franchise all-time sacks list - have come in just 59 games. He has appeared in 20 fewer games than any other player in the top-5.

Franchise Career Leaders – Sacks

Rnk	Player (Years)	Sacks	Gms
1	Freddie Joe Nunn (1985-93)	66.5	131
2	Calais Campbell (2008-16)	56.5	138
3t	Chandler Jones (2016-)	53.5	59
3t	Simeon Rice (1996-2000)	53.5	79
5	Curtis Greer (1980-88)	50.5	94

GAME AFTER GAME, JONES GETS A SACK

Jones has at least one sack in 39 of 59 games with the Cardinals. Since his arrival in Arizona in 2016, no player in the NFL has a sack in more games.

NFL Leaders – Games with 1.0+ Sack (2016-19)

Rnk	Player (Team)	Games
1	Chandler Jones (Arizona)	39
2	Danielle Hunter (Minnesota)	32
3	Khalil Mack (Chicago)	31
4t	Aaron Donald (LA Rams)	30
4t	Von Miller (Denver)	30



SOMETIMES IT'S MORE THAN ONE

Dating back to 2013, Jones has multiple sacks (1.5+) in a game 22 times. That is tied with Houston's J.J. Watt for the most such performances in the NFL during that span. Jones has multiple sacks in 13 of 59 games with the Cardinals.

NFL'S TOP SACK ARTIST

LB Chandler Jones - who led the NFL with 17.0 sacks in 2018 - is tied for the league lead with 12.5 sacks this season.



NFL Leaders – Sacks (2019)

Rnk	Player (Team)	Sacks
1t	Chandler Jones (AZ)	12.5
1t	Shaquil Barrett (TB)	12.5
3	T.J. Watt (Pit)	11.5
4	Preston Smith (GB)	10.5
5t	Za'Darius Smith (GB)	10.0
5t	Arik Armstead (SF)	10.0
5t	Myles Garrett (Cle)	10.0

Jones' 12.5 sacks in 2019 are the most in franchise history through the first 11 games of a season.

Jones has 53.5 sacks in 59 games with Arizona. Since the Cardinals acquired Jones prior to the 2016 season, his 53.5 sacks lead the NFL. He has 6.0 sacks more than the player in second place place - Rams DT Aaron Donald (47.5).

NFL Leaders – Sacks (2016-19)

Rnk	Player (Team)	Sacks
1	Chandler Jones (AZ)	53.5
2	Aaron Donald (LAR)	47.5
3	Von Miller (Den)	44.0
4	Danielle Hunter (Min)	42.5
5	Cameron Jordan (NO)	42.0

APPLYING A GREAT AMOUNT OF FORCE

In addition to being tied for the NFL lead with 12.5 sacks, Jones is also tied for the league lead with a career-high five forced fumbles in 2019.

NFL Leaders – Forced Fumbles (2019)

Rnk	Player (Team)	FF
1t	Chandler Jones (AZ)	5
1t	Shaquil Barrett (TB)	5
1t	Khalil Mack (Chi)	5
1t	T.J. Watt (Pit)	5
5t	Terrell Suggs (AZ)	4
5t	Whitney Mercilus (Hou)	4



All five of Jones' forced fumbles this season have come on "strip-sacks" of opposing QBs. Jones (5) and Suggs (4) are two of just four players in the NFL with at least four strip sacks this season and they are the major reason Arizona has recorded an NFL-high (11) strip-sacks in 2019.

NFL Team Leaders – Strip Sacks (2019)

Rnk	Team	SS
1	Arizona	11
2	Houston	10
3	Pittsburgh	9
4t	Seattle	7
4t	Kansas City	7
4t	San Francisco	7

NFL Leaders - Strip Sacks (2019)

Rnk	Player (Team)	SS
1t	Chandler Jones (AZ)	5
1t	Shaquil Barrett (TB)	5
3t	Terrell Suggs (AZ)	4
3t	Whitney Mercilus (Buf)	4
3t	Khalil Mack (Chi)	4
4	T.J. Watt (Pit)	4

SHOULD HE LEAD THE WAY IN 2019

In 2017, Jones became the first player in Cardinals history to lead the NFL in sacks (17.0). Should he lead the NFL again in 2019, he would become one of just eight players in NFL history to lead the league in sacks multiple times.

NFL Record - Most Seasons Leading NFL in Sacks

Seasons	Player	Years (Team)
2	J.J. Watt	2012 and 2015 (Hou)
2	Jared Allen	2007 (KC) and 2011 (Min)
2	DeMarcus Ware	2008 and 2010 (Dal)
2	Michael Strahan	2001 and 2003 (NYG)
2	Kevin Greene	1994 (Pit) and 1996 (Car)
2	Reggie White	1987-88 (Phi)
2	Mark Gastineau	1983-84 (NYJ)

Should Jones lead the NFL in both sacks and forced fumbles in 2019, he would become just the seventh player in NFL history to accomplish the feat.

NFL History - Players Leading League in Sacks & Forced Fumbles

Year	Player (Team)	Sacks	FF
2016	Vic Beasley (Atl)	15.5	6
2013	Robert Mathis (Ind)	19.5	10
2001	Michael Strahan (NYG)	22.5	6
1998	Michael Sinclair (Sea)	16.5	6
1990	Derrick Thomas (KCO)	20.0	6
1985	Richard Dent (Chi)	17.0	7



JONES COULD JOIN ELITE COMPANY IN 2019

If he reaches 13.0 sacks in 2019, only Reggie White (4 straight on two separate occasions) would have 13.0+ sacks in more consecutive seasons than Jones (3).

If he reaches 17.0 sacks in 2019, only Reggie White (3) and J.J. Watt (3) would have more seasons with 17.0 sacks than Jones (2).

If he has 4.0 more sacks in 2019, he would have 93.5 for his career. Only five players in NFL history would have more in their first eight seasons.

A SIGNIFICANTLY IMPROVED OFFENSE

The Cardinals offense through 11 games in 2019 compared to the first 11 games in 2018 shows the unit's dramatic improvement this season.

Statistic	2019	2018	+/-
Games w/20+ Points	8	2	+6
Games w/20+ 1st Downs	7	2	+5
Games w/300+ Pass Yds	4	0	+4
Games w/100+ Rush Yds	8	3	+5
Total Points	248	155	+93
First Downs	215	154	+61
Scoring Drives	50	23	+27
Field Goals	26/29	5/8	+21
Total Net Yards/Game	343.9	232.5	+111.4
Passing Yards (Net)	2,488	1,707	+781
Passing Yards/Game (Net)	226.2	155.2	+71.0
Rushing Yards	1,296	850	+446
Rush Yards/Game	117.7	77.3	+40.4
Yards/Rush	5.0	3.5	+1.5
Rushing TDs	10	6	+4



Notes on the Offensive Comparison - 2019 vs. 2018

- The Cardinals have 26 FGs through 11 games in 2019. That is over twice as many FGs as the team had all of last season (12).
- The Cardinals single-game high for passing yards last season was 252. Rookie QB **Kyler Murray** already has five performances that top that total (253, 308, 324, 340 and 349 yards) in 2019.
- Arizona had just one 100-yard receiving performance in 2018. Arizona has four 100-yard receiving performances in 2019, including two each by WRs **Larry Fitzgerald** and **Christian Kirk**.
- The Cards piled up a season-high 514 total yards in the victory over the Bengals in Week 5 (266 yards rushing and 248 net yards passing). *It was just the second time in the last 11 seasons Arizona posted 500+ yards in a game. Prior to the win over the Bengals, the last time Arizona had 500+ total yards and 250+ rushing yards in a game was on 11/20/60 at Washington.*

BIG PLAY BIRDS

After finishing the 2018 season with an NFL-low 61 "big plays" (runs of 10+ yards; pass plays of 20+ yards), the Cardinals already have 76 "big plays" in 2019. Arizona is one of just seven teams in the NFL this season with 40+ "big play" runs and 30+ "big play" receptions.

NFL Leaders - Big Plays (2019)

Team	Run	Pass
Baltimore	66	34
Minnesota	46	42
San Francisco	44	41
Buffalo	43	38
Houston	42	35
Arizona	40	36
Tennessee	40	38



Big-Play Run Breakdown

Statistic	Total	Rnk
Runs of 10+ yds	40	t-6 th
Runs of 12+ yds	30	t-5 th
Runs of 15+ yds	22	t-4 th
Runs of 20+ yds	11	t-4 th

Big-Play Reception Breakdown

Statistic	Total	Rnk
Rec of 20+ yds	36	t-17 th
Rec of 30+ yds	16	t-11 th
Rec of 40+ yds	9	t-5 th
Rec of 50+ yds	5	t-2 nd

AMONG THE NFL'S LONGEST OFFENSIVE TDS IN 2019

In Week 9 vs. San Francisco, **Kyler Murray** connected with WR **Andy Isabella** on an 88-yard TD pass. Across the NFL, only three offensive TDs having covered more ground in 2019.

NFL's Longest Offensive TDs in 2019

Rnk	Yds	Team	Play	Opponent
1	92	NYJ	TD pass (Sam Darnold to Robby Anderson)	10/13 vs. Dal
2	91	KC	TD run (Damien Williams)	11/3 vs. Min
3	89	Cle	TD pass (Baker Mayfield to Odell Beckham)	9/16 @ NYJ
4t	88	AZ	TD pass (Kyler Murray to Andy Isabella)	10/31 vs. SF
4t	88	Cle	TD run (Nick Chubb)	9/29 @ Bal

BIG-PLAY RECEIVERS IN THE SECOND ROUND

In his senior year at Mayfield (OH) High School, Isabella made waves nationally in track, when his 60-meter time (6.72) was the fastest in the country. That speed provides Isabella with big-play potential, which has been on display with catch-and-runs that covered 88 and 55 yards.

Isabella is one of three rookies in the NFL this season that have multiple receptions of 50+ yards. All three were selected in the second round of the 2019 NFL Draft - and were all taken in a span of 14 picks.

NFL Rookies with Multiple Receptions of 50+ Yards (2019)

Player (Team)	Rec	2019 Draft Position
WR Andy Isabella (AZ)	88t, 55	2nd Rnd (62nd overall)
WR A.J. Brown (Ten)	55t, 51, 65t	2 nd Rnd (51 st overall)
WR D.K. Metcalf (Sea)	54, 53t	2 nd Rnd (64 th overall)

SCORING WAY UP IN 2019

The Cardinals have 50 total scoring drives through 11 games this season. That is 14 more than the team had in all of 2018 (36).

Arizona's 50 scoring drives are tied for sixth in the NFL this season. In 2018, the Cards ranked #32 in the NFL in total scoring drives.

NFL Leaders - Scoring Drives

Rnk	Team	Drives
1	Baltimore	62
2	Kansas City	56
3	San Francisco	55
4	Tampa Bay	54
5	Dallas	52
6t	Arizona	50
6t	Minnesota	50



Arizona's Week 11 contest at San Francisco (five scoring drives) marked the sixth time this season that the Cardinals have posted at least five scoring drives in a game. Arizona has had at least four scoring drives in nine of 11 games in 2019.

POINTS PILING UP IN THE LAST TWO MONTHS

Arizona's Week 11 contest at San Francisco marked the seventh time - and sixth time in the last seven games - the Cardinals scored at least 25 points.

Only Baltimore and Seattle have scored 25+ points in more games than Arizona this season.

NFL Leaders - Games w/ 25+ Points (2019)

Rnk	Team	Gms
1	Baltimore	9
2	Seattle	8
3t	Arizona	7
3t	Kansas City	7
3t	Minnesota	7
3t	New England	7
3t	Minnesota	7
3t	San Francisco	7

Since the beginning of October (Week 5), Arizona's six games with 25+ points are tied with Baltimore for the most in the NFL.

NFL Leaders - Games w/ 25+ Points (Since Week 5)

Rnk	Team	Gms
1t	Arizona	6
1t	Baltimore	6
3t	Seattle	5
3t	Minnesota	5
3t	New Orleans	5
3t	San Francisco	5

LIMITING THE TURNOVERS

Arizona has committed just eight turnovers this season. In addition to being tied for the second-lowest total in the NFL in 2019, it also represents the fewest in franchise history through the first 11 games of a season.

NFL Leaders - Fewest Giveaways (2019)

Rnk	Team	GA	INT	Fum
1	New Orleans	7	6	1
2t	Arizona	8	5	3
2t	Green Bay	8	2	6
4t	Baltimore	10	6	4
4t	New England	10	6	4



Arizona has gone without a turnover in six games so far this season, tied for the most such performances in a season in franchise history. Only the Packers (7) have more games without a turnover than the Cards in 2019.

HISTORIC STREAK COMES TO AN END IN TAMPA BAY

Entering the Week 10 matchup in Tampa Bay when they lost both a fumble and an INT, the Cardinals had gone five consecutive games without a turnover. *Arizona's five-game stretch (Games 5-9) without a turnover this season was the longest streak in franchise history, surpassing their four-game streak in 2015 (Games 11-14).*

Dating back to the 1970 NFL-AFL merger, only three teams went without a turnover in more consecutive games than Arizona did this season.

Consecutive Games without a Turnover (1970-19)

Rnk	Team	Gms	Year
1	New England	7	2010 (Games 9-15)
2t	Kansas City	6	2017 (Games 2-7)
2t	San Francisco	6	2011-12 (Games 13-17; Game 1)
4t	Arizona	5	2019 (Games 5-9)
4t	New England	5	2016-17 (Games 14-16; Games 1-2)
4t	Kansas City	5	2015 (Games 7-11)
4t	Tennessee	5	2011-12 (Game 16; Games 1-4)

KICKING HIS WAY TO THE TOP

K **Zane Gonzalez** - now in his third NFL season and second in Arizona - is enjoying a breakout campaign in 2019.

The NFC "Special Teams Player of the Month" for October, Gonzalez leads the NFL with 26 made FGs in 2019.

Prior to this year, Gonzalez's career high for FGs in a season was 15 (2017). In fact, he has already surpassed the FG total from his first two NFL seasons combined (24).

NFL Leaders – Made FGs (2019)

Rnk	Player (Team)	FGs
1	Zane Gonzalez (AZ)	26
2t	Harrison Butker (KC)	24
2t	Josh Lambo (Jax)	24
4	Will Lutz (NO)	23
5t	Matt Gay (TB)	21
5t	Chris Boswell (Pit)	21



Gonzalez (26 FGs; 20 PATs) is tied for third in the NFL with 98 points in 2019.

NFL Scoring Leaders (2019)

Rnk	Player (Team)	Points
1	K Harrison Butker (KC)	104
2	K Justin Tucker (Bal)	102
3t	K Zane Gonzalez (AZ)	98
3t	RB Christian McCaffrey (Car)	98
5	K Will Lutz (NO)	96

GONZALEZ AT 16 IN A ROW

In the last seven games dating back to Week 5 at Cincinnati, Gonzalez has connected on 16 consecutive FG attempts. With one more successful attempt he will have one of the top-5 streaks in franchise history.

Franchise Record—Consecutive FGs Made

Rnk	Player (Year)	FGs
1	Neil Rackers (Games 1-10, 2005)	31
2t	Chandler Catanzaro (Games 7-15, 2015)	19
2t	Jay Feely (Game 11 in 2011-Game 5, 2012)	19
3t	Jay Feely (Games 3-13, 2010)	18
5t	Chandler Catanzaro (Games 1-9, 2014)	17
5t	Jay Feely (Games 2-10, 2013)	17


YET AGAIN - LEE IS WAY ABOVE AVERAGE

In his first two seasons with Arizona (2017-18), P **Andy Lee** set a franchise single-season record for punting average (47.3 in 2017) and then topped himself by leading the NFL with a new franchise single-season record 48.6 punting average in 2018.

Now in his third season with Arizona, Lee ranks second in the NFL with a 48.8 average in 2019.

NFL Leaders – Gross Punting Average (2019)

Rnk	Player (Team)	Punts	Avg.
1	Tress Way (Was)	55	49.2
2	Andy Lee (AZ)	40	48.8
3	Johnny Hekker (LAR)	44	48.0
4	Ty Long (LAC)	32	47.7
5	Brett Kern (Ten)	57	47.2



SHIPLEY REACHES MILESTONE GAME #100

OL **A.Q. Shipley** originally entered the NFL when he was selected by the Steelers in the seventh round (226th overall) of the 2009 Draft. However, it would be three years before the Pennsylvania native appeared in his first career game.

Shipley was cut four times and spent two seasons on practice squads (Steelers in '09 and Eagles in '10) before spending the 2011 out of football.

It wasn't until 2012 with Indianapolis - 3 years, 4 months and 15 days after he was drafted by the Steelers - that Shipley made his NFL debut for the Colts in their season-opener at Chicago.

Shipley has played in 55 games (46 starts) for Arizona since joining the Cardinals in 2015. In Week 11 at San Francisco - over 10 years after he was drafted - Shipley appeared in his 100th career game.

"It's awesome," DL and fellow team captain **Corey Peters** said of Shipley's accomplishment. "And I think it's important that young people, especially, understand that there are no requirements to play in the NFL, as far as, 'You've got to be a certain height or you've got to be a certain weight.' The reality is you just have to know how to play and you can have success. He's a testament to that. He's had a great career. He's a guy that came from humble beginnings and he's a guy we've all got a ton of respect for."



A CAREER YEAR CONTINUES FOR #58

LB **Jordan Hicks** - signed as a free agent in the offseason after four seasons with the Eagles - has recorded 111 tackles, 1.5 sacks, 3 INTs, 8 tackles for loss, 6 QB hits, 6 passes defended and 2 forced fumbles in 2019.

Hicks reached 100 tackles in a season for the first time in his career. His 111 tackles in 2019 lead the NFL.

NFL Leaders – Tackles (2019)

Rnk	Player (Team)	Tackles
1	Jordan Hicks (AZ)	111
2	Blake Martinez (GB)	108
3	Bobby Wagner (Sea)	103
4t	Budda Baker (AZ)	98
4t	Jaylon Smith (Dal)	98

He is the first Arizona LB to record 100+ tackles and 3+ INTs in a season since Karlos Dansby (114 tackles; 4 INT) in 2013.



ANOTHER GAME, ANOTHER INTERCEPTION FOR HICKS

Hicks' third quarter INT of Jimmy Garoppolo in Week 11 was his 10th career INT and third in the last five games. Dating back to his rookie season in 2015, only Carolina's Luke Kuechly (11) has more INTs among NFL inside linebackers.

NFL Leaders – INTs for Inside LBs (2015-19)

Rnk	Player (Team)	INTs
1	Luke Kuechly (Car)	11
2	Jordan Hicks (AZ)	10
3	Alec Ogletree (NYG)	9
4	C.J. Mosley (NYJ)	8
5t	Kwon Alexander (SF)	7
5t	Ryan Shazier (Pit)	7

Combined with his pick of Bucs QB Jameis Winston in Week 10, it marks the second time in his career (2016 w/ Philly) that Hicks had an INT in back-to-back games. He is the first Cardinals ILB with an INT in consecutive games since Karlos Dansby (Games 9-10) in 2008.

ALREADY A CAREER HIGH IN FORCED FUMBLES

In his first four NFL seasons - spanning 43 games - Hicks had one career forced fumble. That came in his second-ever game in the NFL. Through 11 games with Arizona, Hicks already has a single-season career-high two forced fumbles in 2019.

AWARD-WINNING CARDINALS

The Cardinals have had two players win NFC Player of the Week and one player named NFC Player of the Month so far this season.

SPECIAL TEAMS PLAYER OF THE MONTH (OCTOBER) - K ZANE GONZALEZ



Gonzalez was named "NFC Special Teams Player of the Month" for his performance in October (Weeks 5-8). During Arizona's three-game winning streak (Weeks 5-7) in October, Gonzalez made 8-of-9 field goals and all nine PATs in games the Cardinals won by a combined 10 points. In Arizona's Week 5 victory at Cincinnati, Gonzalez tied his single-game career high with four field goals, including a 31-yarder as time expired to give Arizona a 26-23 win. It was Gonzalez's second career game-winning field goal.

Gonzalez is the first Cardinals Player of the Month selection since 2017 when linebacker Chandler Jones won the defensive award in December. He becomes the first "Special Teams Player of the Month" since Justin Bethel was honored in December of 2014.

OFFENSIVE PLAYER OF THE WEEK (WEEK 6) - QB KYLER MURRAY



Murray had the best game of his young career in the Cardinals victory over the Falcons in Week 6. He completed 27-of-37 pass attempts (72.9%) for 340 yards, 3 TDs, 0 INTs and a 128.2 passer rating. His completion percentage, TD total and passer rating were all career highs.

Murray became just the second Cardinals rookie ever to be chosen as "NFC Offensive Player of the Week" and the first since RB Ronald Moore in 1993 (Weeks 14 & 17).

Murray became the ninth rookie in team history to be selected as NFC Player of the Week and the first since David Johnson (Special Teams, Week 2) in 2015.

DEFENSIVE PLAYER OF THE WEEK (WEEK 7) - LB CHANDLER JONES



Jones was named the "NFC Defensive Player of the Week" for his performance in Arizona's 27-21 victory over the Giants, when he totaled a career-high 4.0 sacks, three tackles for loss, a forced fumble and a fumble recovery. He became just the fifth NFL player since 2000 with 4.0 sacks, a forced fumble and fumble recovery in a game.

It was Jones' third career "Defensive Player of the Week" selection and his second with the Cardinals after winning the award last year in a Week 5 victory over the 49ers.

FITZGERALD CONTINUES CLIMB UP NFL'S ALL-TIME LISTS - WHERE HE RANKS

FITZ PASSES GONZALEZ FOR #2 IN RECEPTIONS

With all-time receptions leader **Jerry Rice** on hand at State Farm Stadium in Week 4, WR **Larry Fitzgerald** caught five passes against Seattle and passed Hall of Fame TE **Tony Gonzalez** (1,325) for second place on the NFL's all-time list for career receptions.

NFL All-Time Receptions Leaders

Rnk	Player (Years)	Rec
1	Jerry Rice (1985-04)+	1,549
2	Larry Fitzgerald (2004-)*	1,358
3	Tony Gonzalez (1997-13)+	1,325
4	Jason Witten (2003-17; 19-)*	1,194
5	Marvin Harrison (1996-08)+	1,102

+Hall of Fame Inductee *Active Player



Below is a breakdown of the reception total - by passer - for all players in top-5 in NFL history.

RECEPTIONS BY PASSER - RICE/FITZGERALD/GONZALEZ/WITTEN/HARRISON

Jerry Rice (23)		Larry Fitzgerald (21)		Tony Gonzalez (13)	
Rec	Passer	Rec	Passer	Rec	Passer
618	Steve Young	363	Carson Palmer	419	Trent Green
354	Joe Montana	345	Kurt Warner	383	Matt Ryan
202	Rich Gannon	84	Josh McCown	207	Elvis Grbac
121	Jeff Garcia	82	John Skelton	120	Damon Huard
62	Elvis Grbac	70	Matt Leinart	74	Tyler Thigpen
53	Steve Bono	70	Kevin Kolb	53	Rich Gannon
32	Jeff Kemp	68	Drew Stanton	38	Brodie Croyle
25	Rick Mirer	55	Kyler Murray	24	Chris Redman
22	Matt Hasselbeck	54	Josh Rosen	2	Dominique Davis
10	Steve Stenstrom	49	Derek Anderson	2	Quinn Gray
8	Mike Moroski	32	Blaine Gabbert	1	Todd Collins
8	Marques Tuiasosopo	21	Ryan Lindley	1	Larry Johnson (RB)
7	Jeff Brohm	13	Max Hall	1	Warren Moon
6	Ty Detmer	12	Sam Bradford		
5	Matt Cavanaugh	10	Shaun King		
5	Tee Martin	8	John Navarre		
3	Trent Dilfer	7	Rich Bartel		
2	Kerry Collins	6	Brian Hoyer		
2	Rob Johnson	5	Tim Rattay		
1	Cary Conklin	3	Mike Glennon		
1	Terry Kirby (RB)	1	Brian St. Pierre		
1	Harry Sydney (RB)				
1	John Taylor (WR)				

Jason Witten (13)

Rec	Passer
649	Tony Romo
173	Dak Prescott
87	Vinny Testaverde
82	Drew Bledsoe
64	Jon Kitna
35	Quincy Carter
33	Matt Cassel
24	Brandon Weeden
16	Kyle Orton
12	Stephen McGee
11	Kellen Moore
7	Brad Johnson
1	Dez Bryant (WR)

Marvin Harrison (7)

Rec	Passer
953	Peyton Manning
90	Jim Harbaugh
34	Paul Justin
11	Jim Sorgi
11	Kelly Holcomb
2	Kerwin Bell
1	Ken Dilger (TE)

A FACT ABOUT THESE TOTALS

Fitz (21) has a reception from more passers in his career than Jason Witten and Marvin Harrison combined (20) and Tony Gonzalez and Marvin Harrison combined (20).

NFL RECORD FOR RECEPTIONS WITH ONE TEAM

Fitzgerald has more catches with the Cardinals (1,358) than any other player in NFL history has had with a single team.

NFL History - Receptions with One Team

Rnk	Player	Rec	Team
1	Larry Fitzgerald*	1,358	Arizona
2	Jerry Rice+	1,281	San Francisco
3	Jason Witten*	1,194	Dallas
4	Marvin Harrison+	1,102	Indianapolis
5t	Reggie Wayne	1,070	Indianapolis
5t	Tim Brown+	1,070	L.A./Oakland

+Hall of Fame Inductee *Active Player

FITZGERALD'S 1,358 RECEPTIONS BROKEN DOWN BY OPPONENT

Rec	Opponent	Rec	Opponent	Rec	Opponent
185	L.A. Rams	38	Dallas	18	Kansas City
182	San Francisco	32	New Orleans	17	Jacksonville
175	Seattle	28	Cincinnati	17	NY Jets
65	Carolina	27	Chicago	17	New England
57	Detroit	23	Houston	16	Green Bay
55	Minnesota	22	Miami	16	Baltimore
52	Washington	22	Pittsburgh	14	L.A. Chargers
49	NY Giants	21	Indianapolis	12	Cleveland
47	Philadelphia	20	Buffalo	8	Oakland
44	Atlanta	19	Tennessee		
42	Tampa Bay	18	Denver		

SITTING AT #2 IN RECEIVING YARDS

Fitzgerald moved into second place on the NFL's all-time receiving yardage list in Week 10 of the 2018 season at Kansas City. In that contest, Fitzgerald passed Hall of Fame WR **Terrell Owens** (15,934) to move into second. Through 245 career games, Fitzgerald has accumulated 16,872 career receiving yards.

NFL All-Time Receiving Yardage Leaders

Rnk	Yards	Player	Years
1	22,895	Jerry Rice+	1985-2004
2	16,872	Larry Fitzgerald	2004-
3	15,934	Terrell Owens+	1996-2010
4	15,292	Randy Moss+	1998-2012
5	15,208	Isaac Bruce	1994-2009

+Hall of Fame Inductee



HOW THEY GOT WHERE THEY ARE

Below is a breakdown of Fitzgerald's career receiving yards by quarterback, compared to the career total of Rice.

Jerry Rice		Larry Fitzgerald	
Receiving Yds By QB (23)		Receiving Yds By QB (21)	
Yds	Quarterback	Yds	Quarterback
8,763	Steve Young	4,583	Kurt Warner
6,121	Joe Montana	4,033	Carson Palmer
2,721	Rich Gannon	1,255	John Skelton
1,428	Jeff Garcia	1,207	Josh McCown
916	Elvis Grbac	1,017	Kevin Kolb
727	Jeff Kemp	967	Matt Leinart
648	Steve Bono	726	Drew Stanton
352	Rick Mirer	629	Derek Anderson
276	Matt Hasselbeck	593	Kyler Murray
110	Steve Stenstrom	567	Josh Rosen
106	Matt Cavanaugh	305	Blaine Gabbert
94	Marques Tuiasosopo	218	Ryan Lindley
93	Mike Moroski	141	Max Hall
87	Ty Detmer	129	Shaun King
86	Trent Dilfer	113	Sam Bradford
62	Tee Martin	97	John Navarre
52	Jeff Brohm	91	Rich Bartel
50	Harry Sydney	81	Tim Rattay
41	John Taylor	63	Brian Hoyer
36	Kerry Collins	54	Mike Glennon
28	Cary Conklin	3	Brian St. Pierre
26	Rob Johnson		
24	Terry Kirby		

ALONE AT #6 WITH 119 TD CATCHES

Fitzgerald's first quarter TD reception against San Francisco in Week 11 was his 119th career TD catch. *He sits alone in sixth place on the NFL's all-time list for career TD receptions.* His 119 career TD catches are 45 more than any other active player (Packers TE Jimmy Graham ranks 2nd with 74).



NFL Career Leaders—Touchdown Receptions

Rnk	Player (Years)	TDs
1	WR Jerry Rice (1985-04)+	197
2	WR Randy Moss (1998-12)+	156
3	WR Terrell Owens (1996-10)+	153
4	WR Cris Carter (1987-02)+	130
5	WR Marvin Harrison (1996-08)+	128
6	WR Larry Fitzgerald (2004-)*	119
7	TE Antonio Gates (2003-18)	116
8	TE Tony Gonzalez (1997-14)+	111
9t	WR Steve Largent (1976-89)+	100
9t	WR Tim Brown (1988-04)+	100

+Hall of Fame Inductee *Active Player

Only Hall of Fame WRs Jerry Rice (176 with San Francisco) and Marvin Harrison (128 with Indianapolis) had more career receiving TDs with a single team than Fitzgerald has with Arizona (119).

NFL Leaders - TDs with Single Team (All-Time)

Rnk	Player	Team	TDs	Type
1	WR Jerry Rice+	49ers	187	176 Rec; 10 Rush, 1 FR
2	RB Emmitt Smith+	Cowboys	164	153 Rush; 11 Rec
3	RB LaDainian Tomlinson+	Chargers	153	138 Rush; 15 Rec
4	WR Marvin Harrison+	Colts	128	128 Rec
5	RB Jim Brown+	Browns	126	106 Rush; 20 Rec
6	RB Walter Payton+	Bears	125	110 Rush; 15 Rec
7	WR Larry Fitzgerald*	Cardinals	119	119 Rec
8	TE Antonio Gates	Chargers	116	116 Rec
9	HB Lenny Moore+	Colts	113	63 Rush; 48 Rec; 2 Ret
10	RB Shaun Alexander	Seahawks	112	100 Rush; 12 Rec

+Hall of Fame Inductee *Active Player

FAR AND AWAY, FITZ IS ON TOP

Fitzgerald has not only surpassed virtually every single franchise receiving record - he has made them nearly untouchable.

Fitzgerald broke the franchise record for receptions in 2010 and since then has more than doubled the previous record. He has over 750 more than any other player in team history.

Franchise Record—Career Receptions

Rnk	Player (Years)	Rec	Difference
1	Larry Fitzgerald (2004-)	1,358	-
2	Anquan Boldin (2003-09)	586	-772
3	Larry Centers (1990-98)	535	-823
4	Roy Green (1979-90)	522	-836
5	Frank Sanders (1995-02)	493	-865

Established record in Week 14 of 2010 season

Fitzgerald's 16,872 career receiving yards eclipse the second-highest total in franchise history by over 8,000 yards.

Franchise Record—Career Receiving Yards

Rnk	Player (Years)	Yds	Difference
1	Larry Fitzgerald (2004-)	16,872	-
2	Roy Green (1979-90)	8,497	-8,375
3	Jackie Smith (1963-77)	7,918	-8,954
4	Anquan Boldin (2003-09)	7,520	-9,352
5	Pat Tilley (1976-86)	7,005	-9,867

Established record in Week 4 of 2011 season

Fitzgerald has 53 more TD catches than any other player in franchise history.

Franchise Record—Touchdown Receptions

Rnk	Player (Years)	TDs	Difference
1	Larry Fitzgerald (2004-)	119	-
2	Roy Green (1979-90)	66	-53
3	Sonny Randle (1959-66)	60	-59
4	Mel Gray (1971-82)	45	-74
5	Anquan Boldin (2003-09)	44	-75

Established record in Week 3 of 2011 season

Fitzgerald would hold the franchise record for receptions with all 31 other NFL franchises. He would hold the record for receiving yards with 30 of the 31 other teams. The lone exception would be Jerry Rice (19,247) in San Francisco.



A RECORD 245 GAMES FOR FITZ

Selected by the Cardinals #3 overall in the 2004 NFL Draft, **Fitzgerald** is now in his 16th season with Arizona in 2019.

In Arizona's 2019 season-opener against the Lions, Fitzgerald appeared in his 235th career game, establishing a new franchise record for career games played. He played in career game #245 in Week 11 at San Francisco.

Fitzgerald surpassed the previous record for games played held by former K Jim Bakken (234).

Franchise Record - Career Games Played

Rnk	Player (Years)	Games
1	WR Larry Fitzgerald (2004-)	245
2	K Jim Bakken (1962-78)	234
3	QB Jim Hart (1966-83)	199
4	TE Jackie Smith (1963-77)	198
5	CB Roger Wehrli (1969-82)	193



FITZGERALD'S ACTIVE STARTS STREAK THE LONGEST AMONG WRS

In Week 11 against the 49ers, Fitzgerald made his 79th consecutive start in a streak that dates back to 2014. His 79 consecutive starts represent the longest streak among active NFL receivers and the 7th-longest streak among all active offensive players in the league.

NFL Leaders - Consecutive Starts Offensive Players (Active)

Rnk	Player (Team)	Starts
1	QB Philip Rivers (LAC)	219
2t	T Mitchell Schwartz (KC)	123
2t	QB Russell Wilson (Sea)	123
4	T Jake Matthews (Atl)	89
5	C Jason Kelce (Phi)	84
6	G Kevin Zeitler (NYG)	83
7	WR Larry Fitzgerald (AZ)	79
8	TE Kyle Rudolph (Min)	76
9t	QB Kirk Cousins (Min)	75
9t	C Alex Mack (Atl)	75
9t	T Donovan Smith (TB)	75
9t	T Morgan Moses (Was)	75

238 STRAIGHT WITH A CATCH

In Week 11 at San Francisco, **Fitzgerald** extended his streak to 238 consecutive games with a reception. That represents the second-longest streak in NFL history behind only Jerry Rice (274 straight).

Fitzgerald's streak of 238 consecutive games with a catch is the longest in NFL history with a single team.

NFL Record - Consecutive Games with a Reception

Rnk	Player (Years)	Games	Duration
1	Jerry Rice (1985-2004)	274	18 years, 8 months, 15 days
2	Larry Fitzgerald (2004-)	238	15 years, 11 days
3	Tony Gonzalez (2000-2013)	211	13 years, 26 days
4	Marvin Harrison (1996-2008)	190	12 years, 3 months, 28 days
5	Hines Ward (1998-2010)	186	12 years

Fitzgerald has at least one catch in 244 of 245 career games played. His streak began in Week 9 of his rookie season in 2004 at Miami. That is seven weeks after Rice's 274-game streak - the longest in NFL history - ended.

100 TIMES 49

There are only eight players in NFL history that have more career 100-yard receiving performances during the regular season than **Fitzgerald** (49). The only active player on that list is Atlanta's Julio Jones (53).

NFL History - Games w/ 100+ Receiving Yards

Rnk	Player (Years)	Gms
1	Jerry Rice (1985-04)+	76
2	Randy Moss (1998-12)+	64
3	Marvin Harrison (1996-08)+	59
4	Julio Jones (2011-)#	53
5t	Andre Johnson (2003-2016)	51
5t	Terrell Owens (1996-10)+	51
5t	Steve Smith (2001-16)	51
8	Don Maynard (1958-73)+	50
9	Larry Fitzgerald (2004-)#	49
10t	Michael Irvin (1998-99)+	47
10t	Torry Holt (1999-09)	47

+Hall of Fame Inductee #Active Player

Fitzgerald's 49 games with 100+ receiving yards are a franchise record. In fact, he has as many 100-yard receiving games as the next two players on the list combined (Anquan Boldin - 27; Jackie Smith - 22).



THRILLING THE HOME FANS

Fitzgerald has been thrilling fans at State Farm Stadium since the venue opened in 2006. He has played 107 career regular season games in 13-plus seasons at State Farm Stadium.

In those contests, he has totaled 626 receptions. In NFL history, only WR Jerry Rice had more receptions in a single stadium. Fitzgerald needs 21 receptions over the final three home games in 2019 to pass Rice for the most catches in a single venue.



NFL History - Receptions By Stadium

Rnk	Player (Team)	Rec	Stadium	To Pass
1	Jerry Rice (SF)	646	Candlestick Park	21
2	Larry Fitzgerald (AZ)	626	State Farm Stadium	-
3	Andre Johnson (Hou)	560	NRG Stadium	-
4	Cris Carter (Min)	531	Mall of America	-
5	Marvin Harrison (Ind)	515	RCA Dome	-

Fitzgerald's 7,741 career receiving yards at State Farm Stadium rank third in NFL history for a single venue.

NFL History - Receiving Yards By Stadium

Rnk	Player (Team)	Yds	Gms	Stadium	To Pass
1	Jerry Rice (SF)	9,403	119	Candlestick Park	1,663
2	Andre Johnson (Hou)	7,776	88	NRG Stadium	36
3	Larry Fitzgerald (AZ)	7,741	107	State Farm Stadium	-
4	Marvin Harrison (Ind)	7,189	87	RCA Dome	-
5	Steve Largent (Sea)	6,822	101	Kingdome	-

Fitzgerald has 55 career TD catches at State Farm Stadium. Only four players in NFL history have more TD catches in a single stadium.

NFL History - TD Receptions By Stadium

Rnk	Player (Team)	TDs	Stadium
1	Jerry Rice (SF)	91	Candlestick Park
2	Antonio Gates (LAC)	67	Qualcomm Stadium
3	Marvin Harrison (Ind)	65	RCA Dome
4	Cris Carter (Min)	60	Mall of America
5	Larry Fitzgerald (AZ)	55	State Farm Stadium

Fitzgerald (107) has played in more regular season games at State Farm Stadium than any other player in franchise history.

BREAKDOWN OF FITZGERALD'S 119 CAREER TOUCHDOWNS

CAREER TOUCHDOWN SPLITS

By Opponent (31) TDs Opponent	By Quarterback (16) TDs Quarterback	By Stadium (27) TDs Stadium
19 San Francisco	39 Kurt Warner	55 State Farm Stadium
18 L.A./StL Rams	28 Carson Palmer	7 Sun Devil Stadium*
12 Seattle	12 Josh McCown	7 Edward Jones Dome*
8 Philadelphia	7 John Skelton	6 Candlestick Park*
6 Detroit	6 Josh Rosen	6 CenturyLink Field
5 Chicago	5 Kevin Kolb	5 Soldier Field
5 Tampa Bay	5 Matt Leinart	5 Lincoln Financial Field
4 Houston	4 Derek Anderson	3 Ford Field
3 Green Bay	3 Kyler Murray	3 Levi's Stadium
3 Indianapolis	3 Drew Stanton	2 FedEx Field
3 Jacksonville	2 Blaine Gabbert	2 NRG Stadium
3 New England	1 Max Hall	2 Paul Brown Stadium
3 Buffalo	1 Richard Bartel	2 TIAA Bank Field
3 Oakland	1 John Navarre	1 Arrowhead Stadium
3 Washington	1 Shaun King	1 Bank of America Stadium
3 Carolina	1 Brian St. Pierre	1 Estadio Azteca (Mexico City)
2 Cincinnati		1 FirstEnergy Stadium
2 Dallas		1 Giants Stadium*
2 Kansas City		1 Gillette Stadium
2 L.A./SD Chargers		1 Hard Rock Stadium
2 Miami		1 Lambeau Field
2 NY Giants		1 Los Angeles Memorial Coliseum
1 Atlanta		1 Mercedes-Benz Superdome
1 Cleveland		1 RCA Dome*
1 Denver		1 Raymond James Stadium
1 Minnesota		1 Dignity Health Sports Park
1 New Orleans		1 Qualcomm Stadium*
1 Tennessee		

*Stadium no longer an NFL venue

19 GAMES WITH MORE THAN ONE

Fitzgerald finished the Cardinals Week 11 match-up vs. Oakland last season with two receptions, both of which went for TDs.

It marked Fitzgerald's 19th outing with multiple TD catches. That represents the highest total among all active players in the NFL.

NFL Leaders – Games with 2+ TD Catches (Active)

Rnk	Player (Team)	Games
1	Larry Fitzgerald (AZ)	19
2	Jimmy Graham (GB)	15
3t	Odell Beckham (Cle)	11
3t	Demaryius Thomas (NYJ)	11
3t	Julio Jones (Atl)	11



GIVING DIVISION OPPONENTS FITZ

Fitzgerald career TD reception totals against the 49ers (19) and Rams (18) are two of the five highest in NFL history for a player against a single opponent.

NFL History – TD Reception vs. Single Opponent

Rnk	Player	TDs	Opponent	Gms
1	Jerry Rice	25	Falcons	30
2	Jerry Rice	20	Rams	32
3t	Larry Fitzgerald	19	49ers	32
3t	Bob Hayes	19	Giants	16
5t	Larry Fitzgerald	18	Rams	30
5t	Don Hutson	18	Rams	18

10 MORE IN THE POSTSEASON

In addition to his 119 career TD catches in the regular season, Fitzgerald has 10 TD catches in nine career postseason games.

Fitzgerald is one of just eight players in NFL history with 10+ TD receptions in the postseason. Of those eight, only Fitzgerald (9) has played in fewer than 15 career playoff games. Only Hall of Fame WRs Jerry Rice (22 in 29 games) and John Stallworth (12 in 17 games) and Patriots TE Rob Gronkowski (12 in 16 games) have more TD receptions in the postseason.

Career TD Reception In The Postseason - NFL History

Rnk	Player	TDs	Gms
1	Jerry Rice	22	29
2t	John Stallworth	12	17
2t	Rob Gronkowski	12	16
4t	Larry Fitzgerald	10	9
4t	Fred Biletnikoff	10	18
4t	Antonio Freeman	10	16
4t	Randy Moss	10	15
4t	Hines Ward	10	18

A chronological look at every one of Fitzgerald's 119 TD receptions.

#	Date	Opp	Yds	Quarterback
1	10/10/2004	@ SF	24	Josh McCown
2	10/24/2004	SEA	25	Josh McCown
3	11/7/2004	@ MIA	2	Josh McCown
4	11/21/2004	@ CAR	21	Shaun King
5	12/19/2004	STL	8	Josh McCown
6	12/19/2004	STL	4	Josh McCown
7	12/26/2004	@ SEA	29	Josh McCown
8	12/26/2004	@ SEA	29	Josh McCown
9	9/11/2005	@ NYG	1	Kurt Warner
10	10/2/2005	SEA	17	Josh McCown
11	10/9/2005	CAR	26	Josh McCown
12	10/23/2005	TEN	34	Josh McCown
13	11/13/2005	@ DET	8	Kurt Warner
14	11/20/2005	@ STL	7	Kurt Warner
15	11/27/2005	JAX	5	Kurt Warner
16	12/18/2005	@ HOU	12	John Navarre
17	12/24/2005	PHI	25	Josh McCown
18	1/1/2006	@ IND	25	Josh McCown
19	9/24/2006	STL	12	Kurt Warner
20	10/8/2006	KAN	5	Matt Leinart
21	12/3/2006	@ STL	11	Matt Leinart
22	12/10/2006	SEA	5	Matt Leinart
23	12/17/2006	@ SF	6	Matt Leinart
24	12/31/2006	@ SD	9	Kurt Warner
25	10/1/2007	@ STL	7	Kurt Warner
26	11/11/2007	DET	1	Kurt Warner
27	11/11/2007	DET	10	Kurt Warner
28	11/18/2007	@ CIN	5	Kurt Warner
29	11/25/2007	SEA	28	Kurt Warner
30	11/25/2007	SEA	48	Kurt Warner
31	12/9/2007	@ SEA	11	Kurt Warner
32	12/16/2007	@ NO	18	Kurt Warner
33	12/30/2007	STL	21	Kurt Warner
34	12/30/2007	STL	6	Kurt Warner
35	9/7/2008	@ SF	1	Kurt Warner
36	9/21/2008	@ WAS	62	Kurt Warner
37	10/5/2008	BUF	2	Kurt Warner
38	10/5/2008	BUF	2	Kurt Warner
39	10/12/2008	DAL	2	Kurt Warner
40	11/10/2008	SEA	5	Kurt Warner
41	11/27/2008	@ PHI	1	Kurt Warner
42	11/27/2008	@ PHI	7	Kurt Warner
43	12/7/2008	STL	12	Kurt Warner
44	12/21/2008	@ NE	78	Matt Leinart
45	12/28/2008	SEA	5	Kurt Warner
46	12/28/2008	SEA	38	Kurt Warner
47	9/13/2009	SEA	5	Kurt Warner
48	9/20/2009	@ JAX	22	Kurt Warner
49	10/11/2009	HOU	9	Kurt Warner
50	10/11/2009	HOU	26	Kurt Warner
51	10/18/2009	@ SEA	2	Kurt Warner
52	11/8/2009	@ CHI	11	Kurt Warner
53	11/8/2009	@ CHI	17	Kurt Warner
54	11/15/2009	SEA	18	Kurt Warner
55	11/22/2009	@ STL	11	Kurt Warner
56	12/6/2009	MIN	34	Kurt Warner
57	12/20/2009	@ DET	1	Kurt Warner
58	12/27/2009	STL	10	Kurt Warner
59	1/3/2010	GNB	3	Brian St. Pierre
60	9/12/2010	@ STL	21	Derek Anderson
61	9/26/2010	OAK	8	Derek Anderson
62	10/31/2010	TB	3	Max Hall
63	10/31/2010	TB	5	Derek Anderson
64	11/21/2010	@ KC	3	Derek Anderson
65	1/27/2011	@ SF	10	John Skelton
66	9/18/2011	@ WAS	73	Kevin Kolb
67	9/25/2011	@ SEA	12	Kevin Kolb
68	11/6/2011	STL	13	John Skelton
69	11/13/2011	@ PHI	10	John Skelton
70	11/13/2011	@ PHI	7	John Skelton
71	11/20/2011	@ SF	23	Richard Bartel
72	12/11/2011	@ SF	46	John Skelton
73	12/24/2011	@ CIN	30	John Skelton
74	9/23/2012	PHI	37	Kevin Kolb
75	9/30/2012	MIA	3	Kevin Kolb
76	10/14/2012	BUF	3	Kevin Kolb
77	11/4/2012	@ GB	31	John Skelton
78	9/8/2013	@ STL	4	Carson Palmer
79	9/8/2013	@ STL	24	Carson Palmer
80	9/29/2013	TB	13	Carson Palmer
81	10/27/2013	@ SF	75	Carson Palmer
82	10/27/2013	@ ATL	10	Carson Palmer
83	11/7/2013	JAX	14	Carson Palmer
84	11/24/2013	IND	14	Carson Palmer
85	11/24/2013	IND	26	Carson Palmer
86	12/1/2013	@ PHI	43	Carson Palmer
87	12/8/2013	@ STL	7	Carson Palmer
88	10/12/2014	WAS	24	Carson Palmer
89	10/26/2014	PHI	80	Carson Palmer
90	9/20/2015	@ CHI	8	Carson Palmer
91	9/20/2015	@ CHI	28	Carson Palmer
92	9/20/2015	@ CHI	9	Carson Palmer
93	9/27/2015	SEA	4	Carson Palmer
94	9/27/2015	SEA	8	Carson Palmer
95	10/11/2015	@ DET	2	Carson Palmer
96	11/1/2015	@ CLE	6	Carson Palmer
97	12/27/2015	GB	3	Carson Palmer
98	1/3/2016	SEA	17	Carson Palmer
99	9/11/2016	NE	3	Carson Palmer
100	9/11/2016	NE	1	Carson Palmer
101	9/18/2016	TB	4	Carson Palmer
102	10/6/2016	@ SF	21	Drew Stanton
103	10/6/2016	@ SF	29	Drew Stanton
104	1/1/2017	@ LA	5	Carson Palmer
105	9/25/2017	DAL	15	Carson Palmer
106	10/1/2017	SEA	19	Carson Palmer
107	10/15/2017	TB	11	Carson Palmer
108	11/19/2017	@ Hou	20	Blaine Gabbert
109	12/3/2017	LAR	15	Blaine Gabbert
110	12/24/2017	NYG	13	Drew Stanton
111	10/18/2018	DEN	4	Josh Rosen
112	10/28/2018	SEA	13	Josh Rosen
113	11/18/2018	Oak	18	Josh Rosen
114	11/18/2018	Oak	5	Josh Rosen
115	11/25/2018	@ LAC	25	Josh Rosen
116	12/30/2018	@ SEA	15	Josh Rosen
117	9/8/2019	DET	4	Kyler Murray
118	9/22/2019	Car	3	Kyler Murray
119	11/17/2019	@ SF	5	Kyler Murray

#11 HAS HALL OF FAME CREDENTIALS

Below is a look at the career of **Larry Fitzgerald** through his first 245 career games compared to the 27 modern era WRs currently in the HOF and where they stood at that point in their career.

At this point in his career, Fitzgerald has more receptions (1,358) than all of the receivers enshrined in Canton had through 245 games. Fitzgerald also has more receiving yards (16,872) than all HOF receivers except Jerry Rice (22,895).

Fitzgerald Vs. Modern Era WRs in the Hall of Fame (245 Games)								
Player, HOF Year	Years	G	Rec	Yds	Avg.	Y/G	TD	100-Yd G
Larry Fitzgerald	2004-	245	1,358	16,872	12.4	68.9	119	49
Jerry Rice, '10	1985-04	245	1,311	19,608	15.0	80.0	176	65
Marvin Harrison, '16	1996-08	190	1,102	14,580	13.2	76.7	128	59
Cris Carter, '13	1987-02	234	1,101	13,899	12.6	59.4	130	41
Terrell Owens, '18	1996-2010	219	1,078	15,934	14.8	72.8	153	51
Tim Brown, '15	1988-04	245	1,087	14,856	13.7	60.6	99	43
Randy Moss, '18	1998-2012	218	982	15,292	15.6	70.1	156	64
Andre Reed, '14	1985-00	234	951	13,198	13.9	56.4	87	36
Art Monk, '08	1980-95	224	940	12,721	13.5	56.8	68	33
Steve Largent, '95	1976-89	200	819	13,089	16.0	65.4	100	40
James Lofton, '03	1978-93	233	764	14,004	18.3	60.1	75	43
Michael Irvin, '07	1988-99	159	750	11,904	15.9	74.9	65	47
Charlie Joiner, '96	1969-86	239	750	12,146	16.2	50.8	65	28
Charley Taylor, '84	1964-77	165	649	9,110	14.0	55.2	79	21
Don Maynard, '87	1958, 60-73	186	633	11,834	18.7	63.6	88	50
Raymond Berry, '73	1955-67	154	631	9,275	14.7	60.2	68	23
Fred Biletnikoff, '88	1965-78	190	589	8,974	15.2	47.2	76	21
Lance Alworth, '78	1962-72	136	542	10,266	18.9	75.5	85	41
John Stallworth, '02	1974-87	165	537	8,723	16.2	52.9	63	25
Bobby Mitchell, '83	1958-68	148	521	7,954	15.3	53.7	65	25
Tommy McDonald, '98	1957-68	152	495	8,410	17.0	55.3	84	24
Paul Warfield, '83	1964-77	157	427	8,565	20.1	54.6	85	22
Tom Fears, '70	1948-56	87	400	5,397	13.5	62.0	38	15
Elroy "Crazy Legs" Hirsch, '68	1946-57	127	387	7,029	18.2	55.3	60	-
Dante Lavelli, '75	1946-56	123	386	6,488	16.8	52.7	62	-
Pete Pihos, '70	1947-55	107	373	5,619	15.1	52.5	61	14
Bob Hayes, '09	1965-75	132	371	7,414	20.0	56.2	71	23
Lynn Swann, '01	1974-82	116	336	5,462	16.3	47.1	51	11



In fact, Fitzgerald's career numbers already surpass all but one receiver currently in the HOF (Rice). He has more career receptions than 26 of the 27 receivers in the HOF: Swann (336), Hayes (371), Pihos (373), Lavelli (386), Hirsch (387), Fears (400), Warfield (427), McDonald (495), Mitchell (521), Stallworth (537), Alworth (542), Biletnikoff (589), Berry (631), Maynard (633), Taylor (649), Irvin (750), Joiner (750), Lofton (764), Largent (819), Monk (940), Reed (951), Moss (982), Owens (1,078), Brown (1,094), Carter (1,101) and Harrison (1,102).

He has more career receiving yards than 26 of the 27 receivers in the HOF: Fears (5,397), Swann (5,462), Pihos (5,619), Lavelli (6,488), Hirsch (7,029), Hayes (7,414), Mitchell (7,954), McDonald (8,410), Warfield (8,565), Stallworth (8,723), Biletnikoff (8,974), Taylor (9,110), Berry (9,275), Alworth (10,266), Maynard (11,834), Irvin (11,904), Joiner (12,146), Monk (12,721), Largent (13,089), Reed (13,198), Carter (13,899), Lofton (14,004), Brown (14,934), Harrison (14,580), Moss (15,292) and Owens (15,934).

A Career Full of Accomplishments:

- Franchise career leader in receptions (1,358), receiving yards (16,872), receiving TDs (119), total TDs (119) and 100-yard receiving games (49). His nine 1,000-yard seasons are also a franchise record.
- Led the NFL with 107 receptions in 2016, marking the second time in his career (103 in 2005; tied with Steve Smith) he had done so. He became the first player in NFL history to lead the NFL in receptions at least 11 years apart. Prior to Fitzgerald, the longest span between leading the league in receptions was six by Jerry Rice (1990, 1996).
- Fitzgerald (11) joins Hall of Famer Jerry Rice (13) as the only wide receivers in NFL history to be named to the Pro Bowl at least 11 times.
- Fitzgerald had more receptions in his first 200 career games (1,116) than any player in NFL history.
- One of just seven players in NFL history to record at least 1,400 receiving yards in a season four times in their career: Jerry Rice (6), Julio Jones (5), Randy Moss (4), Marvin Harrison (4), Antonio Brown (4) and Andre Johnson (4).
- At 28 years, 74 days old, he became the third-youngest player in NFL history to reach 70 career receiving TDs behind only Randy Moss (26 years, 269 days old) and Hall of Famer Jerry Rice (28 years, one day old).
- At 32 years, 97 days old, he became the youngest player in NFL history to reach 1,000 career receptions.
- At 31 years, 102 days old, he became the youngest player in NFL history to reach 900 career receptions.
- At 30 years, 57 days old, he became the youngest player in NFL history to reach 800 career receptions.
- At 30 years, 85 days old, he became the youngest player in NFL history to reach 11,000 receiving yards.
- In 2010, he became the first player in NFL history to record 90+ receptions five times in their first seven seasons.
- During the 2008 postseason, he broke virtually every major playoff receiving record, establishing new single-season marks for receptions (30), receiving yards (546) and TDs (7). His four 100-yard receiving games in the postseason established a new NFL record for consecutive games with 100 yards receiving.
- His 10 TD receptions in nine career postseason games are an NFL record for a player in their first nine career playoff contests.
- With a then franchise-record 103 receptions during the 2005 season, he became the youngest player in NFL history to record a 100-catch campaign when he reached the mark at 22 years, 123 days old.
- Led the NFL in receiving TDs in both the 2008 (12) and 2009 (13) seasons. In addition to his 10 receiving TDs in 2007, he became the first player in franchise history to record at least 10 TDs in three consecutive seasons.
- At 29 years, 44 days old, joined Randy Moss (28 years, 314 days) as the only players in NFL history to reach 10,000 career receiving yards before the age of 30.
- One of just five players in NFL history to record 15,000+ receiving yards and 100+ TD receptions in their career.

48 TOUCHDOWNS IN 58 CAREER GAMES

RB **David Johnson** scored his fourth and fifth TDs of the season in Week 6 against the Falcons, a one-yard TD run in the second quarter and a game-winning 14-yard TD reception in the fourth quarter.

Johnson has 48 TDs (33 rushing, 14 receiving, 1 KOR) in 58 career games. His 48 TDs rank seventh on the franchise all-time list for career TDs.

Franchise Record – Total Touchdowns

Rnk	Player (Years)	TDs	Gms
1	Larry Fitzgerald (2004-)	119	245
2	Roy Green (1979-90)	69	168
3	Sonny Randle (1959-66)	60	99
4t	Ottis Anderson (1979-86)	51	99
4t	John David Crow (1958-64)	51	69
6	Ollie Matson (1952, '54-58)	50	72
7	David Johnson (2015-)	48	58
8	Mel Gray (1971-82)	46	145
9	Anquan Boldin (2003-09)	45	95
10	Jackie Smith (1963-77)	43	198



ONE OF JUST SIX WITH 40 TOUCHDOWNS SINCE 2015

Despite missing 15 games due to injury during the 2017 season, Johnson is one of only six active players in the NFL with 40+ TDs dating back to his rookie season in 2015.

Active NFL Leaders - Total Touchdowns (2015-19)

Rnk	Player (Team)	TDs	Gms
1	RB Todd Gurley (LAR)	64	68
2	RB David Johnson (AZ)	48	58
3	RB Mark Ingram (Bal)	47	67
4t	WR DeAndre Hopkins (Hou)	45	74
5	RB Melvin Gordon (LAC)	43	62
6	RB Ezekiel Elliott (Dal)	42	51

33 CAREER RUSHING TOUCHDOWNS

Johnson's second quarter TD run against the Falcons in Week 6 was his second rushing TD of the season. It was his 33rd career rushing TD, tying John David Crow for third place on the franchise all-time list for career rushing TDs.

Johnson needs just five more rushing TDs to reach second place in team history behind only Ottis Anderson (46).

Franchise Record – Career Rushing TDs

Rnk	Player (Years)	TDs	Games
1	Ottis Anderson (1979-86)	46	99
2	Wayne Morris (1976-83)	37	110
3t	David Johnson (2015-)	33	58
3t	John David Crow (1958-64)	33	69
5	Stump Mitchell (1981-89)	32	116

THE MOST IN TEAM HISTORY IN FIRST FIVE SEASONS

Johnson's 48 TDs are more than any other player in franchise history had in their first five seasons. He surpassed the previous record of 46, established by WR Larry Fitzgerald (2004-08).

Franchise Record - Touchdowns in 1st Five Seasons

Rnk	Player (Years)	TDs	Gms
1	David Johnson (2015-19)	48	58
2	Larry Fitzgerald (2004-08)	46	76
3	Sonny Randle (1959-63)	44	64
4	John David Crow (1958-62)	43	53
5	Ollie Matson (1952; 54-57)	40	60

DAVID'S 14TH CAREER MULTI-TD PERFORMANCE

The Week 6 victory over the Falcons was Johnson's 14th career multi-TD performance. Despite missing virtually all of 2017, Johnson's 14 multi-TD outings trail only Rams RB Todd Gurley (17) for the most in the NFL since 2015.

NFL Leaders – Games with Multiple TDs (2015-19)

Rnk	Player (Team)	Games
1	Todd Gurley (LAR)	17
2	David Johnson (AZ)	14
3	Mark Ingram (Bal)	13
4t	Christian McCaffrey (Car)	11
4t	Alvin Kamara (NO)	11

The game against Atlanta was Johnson's fifth career outing with both a rushing and receiving TD. That is the most such performances in franchise history.

Franchise History – Games with Rush & Receiving TD

Rnk	Player (Years)	Gms
1	David Johnson (2015-)	5
2	John David Crow (1958-64)	4
3t	Ottis Anderson (1979-86)	3
3t	Terry Metcalf (1973-77)	3
3t	Charley Trippi (1947-55)	3

Dating back to Johnson's rookie season in 2015, only two players have more games with both a rushing and receiving TD.

NFL Leaders – Games with Rush & Receiving TD (2015-19)

Rnk	Player (Team)	Gms
1	Christian McCaffrey (Car)	8
2	Alvin Kamara (NO)	6
3t	David Johnson (AZ)	5
3t	Ezekiel Elliott (Dal)	5
4t	Todd Gurley (LAR)	4
4t	Kareem Hunt (Cle)	4

DRAKE MAKES EARLY IMPRESSION IN ARIZONA

The Cardinals acquired RB Kenyan Drake in a trade with Miami on October 28. Just 72 hours later the former University of Alabama standout started for Arizona in their Thursday Night matchup against San Francisco.



The fourth-year back responded with one of the most productive games of his career against the 49ers. He finished the contest with 110 rushing yards and a TD on 15 carries (7.3-yard avg.) and 52 yards on four receptions.

His 162 scrimmage yards against San Francisco in Week 9 marked the second-highest single-game total of his career (193 vs. NE on 12/11/17).


Drake Career-High Scrimmage Yards

Rnk	Team	Yds	Rush	Rec	Opponent
1	Miami	193	114	79	12/11/17 vs. New England
2	Arizona	162	110	52	10/31/19 vs. San Francisco
3	Miami	141	120	21	12/3/17 vs. Denver
4	Miami	115	46	69	10/7/18 at Cincinnati
5	Miami	113	78	35	12/17/17 at Buffalo

Since being acquired by Arizona, Drake has totaled 212 yards and a TD on 41 carries (5.2 avg.) and has added 71 yards on 16 receptions.

KIRK BREAKS OUT BY THE BAY

Second-year WR **Christian Kirk** had the best game of his career in the Cardinals matchup at Tampa Bay in Week 10. The Scottsdale, AZ native set career highs in receiving yards (138) and TD receptions (3) on six catches against the Buccaneers. That included TD receptions of 33 and 69 yards.



Kirk had as many TD receptions vs. the Bucs (3) as he had in his first 18 career games (3).

Kirk became one of just five players in the NFL this season who had 130+ receiving yards and three or more receiving TDs in a game.

Players with 130+ Receiving Yards/3+ TD Receptions in a Game (2019)

Player (Team)	Rec	Yds	TD	Opponent
Christian Kirk (AZ)	6	138	3	11/10 @ Tampa Bay
Stefon Diggs (Min)	7	167	3	10/13 vs. Philadelphia
Will Fuller (Hou)	14	217	3	10/6 vs. Atlanta
Mike Evans (TB)	8	190	3	9/22 vs. NY Giants
Sammy Watkins (KC)	9	198	3	9/8 @ Jacksonville

Dating back to the 1970 NFL-AFL merger, Kirk became just the third different Cardinals player with 130+ receiving yards and three or more TD receptions in a game. He is the first to do so since Anquan Boldin in 2008.

Cardinals with 130+ Receiving Yards/3+ TD Receptions in Game (1970-19)

Player (Year)	Rec	Yds	TD	Opponent
Christian Kirk (2019)	6	138	3	11/10 @ Tampa Bay
Anquan Boldin (2008)	6	140	3	9/14 vs. Miami
Roy Green (1989)	8	166	3	9/17 @ Seattle
Roy Green (1983)	6	130	4	11/13 vs. Seattle

RECORD DAY NEAR HIS OLD STOMPING GROUNDS

Filling in for injured Pro Bowl RB **David Johnson**, second-year RB **Chase Edmonds** finished the Cardinals Week 7 victory over the Giants with career highs in total scrimmage yards (150), rushing yards (126) and TDs (3).

He rushed for 126 yards and three TDs on 27 carries and added four receptions for 24 yards.

Edmonds' three rushing TDs covered 20, 20 and 22 yards. He became the first player in franchise history – and just the sixth player in NFL history – with at least three rushing TDs of 20+ yards in a game.



NFL History – Most Rushing TDs of 20+ Yards (Game)

Player (Team)	TDs	Opponent
Chase Edmonds (AZ)	3	10/20/19 @ NY Giants
Doug Martin (TB)	3	11/4/12 @ Oakland
Adrian Peterson (Min)	3	10/14/07 @ Chicago
Clinton Portis (Den)	3	12/7/03 vs. Kansas City
Mercury Morris (Mia)	3	9/30/73 vs. New England
Ernie Caddel (Det)	3	9/20/35 vs. Philadelphia

Edmonds had two 20-yard rushing TDs in the first quarter in the victory over NY. Prior to Edmonds, the last AZ player to have two rushing TDs in the first quarter of a game was Earl Ferrell on 10/22/1989 vs. Atlanta.

Edmonds became the first player in Cardinals history with multiple rushing TDs of 20+ yards in the first quarter of a game.

SUGGS NINTH ALL-TIME WITH 138.0 SACKS

LB **Terrell Suggs** enters this week's game ranked ninth on the NFL's all-time sacks list with 138.0, needing one sack to pass DeMarcus Ware (eighth with 138.5) and two sacks to jump Hall of Famer Jason Taylor (seventh with 139.5).

NFL All-Time Sack Leaders (Top 10)

Rnk	Player	Sacks	Years
1	Bruce Smith+	200.0	1985-2003
2	Reggie White+	198.0	1985-2000
3	Kevin Greene+	160.0	1985-1999
4	Julius Peppers	159.5	2002-2018
5	Chris Doleman+	150.5	1985-1999
6	Michael Strahan	141.5	1993-2007
7	Jason Taylor+	139.5	1997-2011
8	DeMarcus Ware	138.5	2005-2016
9	Terrell Suggs*	138.0	2003-
10t	John Randle+	137.5	1990-2003
10t	Richard Dent+	137.5	1983-1997

+Hall of Fame Inductee *Active Player



Suggs' 138.0 sacks lead all active NFL players, with Broncos LB Von Miller a distant second with 104.0 sacks. Suggs and LB **Chandler Jones** are the only teammates ranked in the top-10 in sacks among active NFL defenders.

NFL Leaders – Career Sacks (Active Players)

Rnk	Player (Team)	Sacks
1	Terrell Suggs (AZ)	138.0
2	Von Miller (Den)	104.0
3	Cameron Wake (Ten)	100.5
4	J.J. Watt (Hou)	96.0
5	Clay Matthews (LAR)	90.5
6	Chandler Jones (AZ)	89.5
7	Ryan Kerrigan (Was)	89.0
8	Calais Campbell (Jax)	87.0
9	Justin Houston (Ind)	86.5
10	Cameron Jordan (NO)	81.0

SUGGS' SACKS BY QUARTERBACK

Buccaneers QB Jameis Winston became the 76th different QB **Suggs** has sacked in his NFL career. Only two players in NFL history – Julius Peppers and Reggie White – have sacked more QBs than Suggs.

NFL Leaders – QBs Sacked (All-Time)

Rnk	Player (Seasons)	QBs
1t	Julius Peppers (2002-18)	77
1t	Reggie White (1985-2000)+	77
3t	Terrell Suggs (2003-)*	76
3t	Bruce Smith (1985-2003)+	76
5	Jason Taylor (1997-11)+	70

+Hall of Fame Inductee *Active Player



The Cardinals remaining schedule includes two teams whose starting QBs have never been sacked by Suggs – Rams (Jared Goff) and Steelers (Mason Rudolph/Devlin Hodges).

Terrell Suggs Sacks By Quarterback (76)

Quarterback	Sacks	Quarterback	Sacks
Ben Roethlisberger	12.0	Connor Shaw	1.0
Andy Dalton	6.0	JaMarcus Russell	1.0
Ryan Tannehill	4.5	Sage Rosenfels	1.0
Blake Bortles	4.5	Aaron Rodgers	1.0
Matt Ryan	4.5	Nathan Peterman	1.0
Carson Palmer	4.0	Chad Pennington	1.0
Drew Brees	4.0	Colt McCoy	1.0
Derek Anderson	4.0	Josh McCown	1.0
Philip Rivers	3.5	Baker Mayfield	1.0
Charlie Frye	3.5	Peyton Manning	1.0
Alex Smith	3.0	Eli Manning	1.0
Matt Schaub	3.0	J.P. Losman	1.0
Dan Orlovsky	3.0	Cleo Lemon	1.0
David Carr	3.0	Byron Leftwich	1.0
Tom Brady	3.0	Kevin Kolb	1.0
Matthew Stafford	3.0	DeShone Kizer	1.0
Andrew Walter	2.0	Danny Kanell	1.0
Tom Savage	2.0	Daniel Jones	1.0
Marcus Mariota	2.0	Kelly Holcomb	1.0
E.J. Manuel	2.0	Chad Henne	1.0
Tommy Maddox	2.0	Mike Glennon	1.0
Jon Kitna	2.0	Blaine Gabbert	1.0
Brett Hundley	2.0	Gus Frerotte	1.0
Matt Hasselbeck	2.0	Trent Edwards	1.0
Trent Green	2.0	Trent Dilfer	1.0
Tim Couch	2.0	Kirk Cousins	1.0
Jason Campbell	2.0	Sam Bradford	1.0
Mark Brunell	2.0	Charlie Batch	1.0
Drew Bledsoe	2.0	Mitchell Trubisky	0.5
Zach Mettenberger	1.5	Jameis Winston	0.5
Case Keenum	1.5	Mark Sanchez	0.5
Russell Wilson	1.5	Tony Romo	0.5
Brandon Weeden	1.0	Cam Newton	0.5
Seneca Wallace	1.0	Patrick Mahomes	0.5
Michael Vick	1.0	Brad Johnson	0.5
Vinny Testaverde	1.0	Jeff Garcia	0.5
Tyrod Taylor	1.0	Ryan Fitzpatrick	0.5
Brian St. Pierre	1.0	Brooks Bollinger	0.5

SUGGS AGAINST THE NFL

Suggs has recorded at least a partial sack against 30 of the 32 NFL franchises in his career. After playing Baltimore, his former team of 16 seasons, in Week 2, the only two teams Suggs has played without recording a sack are the Ravens and Eagles.

Suggs has more sacks against the Browns (19.0) than he does against any other team.

Sacks Opponent (Regular Season)

Opponent	Sacks	Gms
Cleveland	19.0	29
Pittsburgh	15.0	29
Cincinnati	12.5	29
Miami	8.5	9
Houston	8.0	8
Buffalo	7.0	7
Jacksonville	6.5	7
Atlanta	5.5	5
Oakland	5.0	8
LA Chargers	4.5	8
Washington	4.0	3
Denver	3.5	9
Seattle	3.5	4
Tennessee	3.5	7
Detroit	3.0	5
Green Bay	3.0	3
Indianapolis	3.0	7
New England	3.0	6
New Orleans	3.0	5
San Francisco	3.0	5
Kansas City	2.5	5
LA Rams	2.0	3
NY Giants	2.0	5
Carolina	1.5	5
Dallas	1.5	3
Tampa Bay	1.5	5
Arizona	1.0	3
NY Jets	1.0	6
Chicago	0.5	4
Minnesota	0.5	4



NFL LEADER IN FORCED FUMBLES

With a forced fumble against the Giants in Week 7, Suggs now has 37 forced fumbles in his career. That total leads all active players.

Suggs' teammate LB **Chandler Jones** ranks fourth among active players with 24 career forced fumbles.

NFL Leaders – Forced Fumbles (Active)

Rnk	Player (Team)	FF
1	Terrell Suggs (AZ)	37
2t	Von Miller (Den)	26
2t	Ryan Kerrigan (Was)	26
4t	Chandler Jones (AZ)	24
4t	Robert Quinn (Dal)	24
5	J.J. Watt (Hou)	23



This year marks the fourth time in his career Suggs has had at least four forced fumbles in a season. He led the NFL and established a Ravens single-season record with seven forced fumbles during the 2011 season.

Suggs Seasons with 4+ Forced Fumbles

Year	Team	FF*
2011	Baltimore	7*
2003	Baltimore	5
2019	Arizona	4
2017	Baltimore	4

*Led NFL

Jones (five) and Suggs (four) are tied for first and fifth, respectively, among the NFL's forced fumble leaders so far in 2019.

NFL Leaders – Forced Fumbles (2019)

Rnk	Player (Team)	FF
1t	Chandler Jones (AZ)	5
1t	Shaquil Barrett (TB)	4
1t	Khalil Mack (Chi)	4
1t	T.J. Watt (Pit)	4
5t	Terrell Suggs (AZ)	4
5t	Whitney Mercilus (Hou)	4

NFL-HIGH 5 GAMES WITH MULTIPLE FORCED FUMBLES

Suggs has forced multiple fumbles in a game five times in his career. That is the highest total among active players. His career high for a single game is three (12/11/11 vs. Indianapolis).

NFL Leaders – Games with 2+ Forced Fumbles (Active)

Rnk	Player (Team)	Gms
1	Terrell Suggs (AZ)	5
2	Cameron Wake (Ten)	4
3t	Von Miller (Den)	3
3t	T.J. Watt (Pit)	3

21 HAS 24 INTERCEPTIONS

The Cardinals selected CB **Patrick Peterson** with the fifth pick in the 2011 NFL Draft, and in his first eight seasons, he earned eight Pro Bowl selections and was named first-team All-Pro three times. Considered one of the game's best cover corners, he has proven to be one of the most unique talents in NFL history.

Since his rookie season in 2011, only four players have more INTs than Peterson.

NFL Leaders – Interceptions (2011-19)

Rnk	Player (Team)	INTs
1	Richard Sherman (Sea/SF)	35
2	Reggie Nelson (Cin/Oak)	29
3	Marcus Peters (KC/LAR/Bal)	27
4	Earl Thomas (Sea/Bal)	25
5	Patrick Peterson (AZ)	24



Only six players in franchise history, including four Pro Football Hall of Fame inductees, have more INTs than Peterson.

Franchise Leaders – Interceptions (All-Time)

Rnk	Player (Years)	INTs
1	Larry Wilson (1960-72)+	52
2	Aeneas Williams (1991-2000)+	46
3	Roger Wehrli (1969-82)+	40
4	Night Train Lane (1954-59)+	30
5	Pat Fischer (1961-67)	29
6	Adrian Wilson (2001-12)	27
7t	Patrick Peterson (2011-)	24
7t	Kwamie Lassiter (1995-2002)	24
9	Norm Thompson (1971-76)	22
10t	Jerry Davis (1948-51)	21
10t	Ray Ramsey (1950-53)	21

+Hall of Fame Inductee

PETERSON STOOD OUT IN 2018

Last season, Cardinals All-Pro CB **Patrick Peterson** not only maintained his status among the NFL's most elite pass defenders – he posted one of the best years of his career.

Peterson ranked near the top in several key coverage categories among NFL CBs with at least 700 snaps in 2018, according to *ProFootballFocus.com*.

Breakdown of Peterson's 2018 Season

Category	Stat	Rnk
Total Snaps	1,107	2
Targets	52	4t
Receptions	30	6t
Receiving Yards	364	4
Yards Allowed per Snap	0.63	1
Snaps per Reception	19.2	2
Snaps per Target	11.1	3

Source: *ProFootballFocus.com*; CBs with at least 700 snaps

In 1,107 plays last season, Peterson was targeted 52 times and allowed just 30 receptions for 364 yards and three TDs. His 30 receptions allowed ranked first among NFL CBs who played at least 80% of defense snaps, according to *PFF*.

Receptions Allowed – NFL CBs (2018)

Rk	Player	Team	Tgt	Rec	Yds	TD	INT
1t	Patrick Peterson	AZ	52	30	364	3	2
1t	Tre'Davious White	Buf	52	30	357	2	2
3t	Tramon Williams	GB	51	32	387	8	0
3t	Casey Hayward Jr.	LAC	56	32	488	3	0
5	Minkah Fitzpatrick	Mia	62	35	416	1	2

Source: *ProFootballFocus.com*; CBs who played at least 80% of defensive snaps

Peterson allowed just 194 yards and two TDs on 10 receptions to the seven receivers he "shadowed" 2018 – Vikings WR Stefon Diggs, 49ers WR Marquise Goodwin, Chiefs WR Tyreek Hill, Lions WR Kenny Golladay, Falcons WR Julio Jones and Rams WR Brandin Cooks, according to *PFF*.

Receivers "Shadowed" By Peterson in 2018

Wk	Receiver	Opp	Tar	Rec	Yds	TD
6	Stefon Diggs	Min	2	2	26	0
8	Marquise Goodwin	SF	3	1	55	1
10	Tyreek Hill	KC	3	2	42	0
13	Davante Adams	GB	4	1	8	0
14	Kenny Golladay	Det	0	0	0	0
15	Julio Jones	Atl	4	3	45	1
16	Brandin Cooks	LAR	1	1	18	0
Total			17	10	194	2

Source: *ProFootballFocus.com*

Peterson's performance in 2018 earned him the second highest coverage grade (83.7) of his career by *ProFootballFocus.com*. He faced the fewest targets of any season in his eight-year career, while allowing the second-fewest receptions, the fewest receiving yards and he fewest TD catches.

PHYSICAL PRESENCE IN SECONDARY

Third-year S **Budda Baker** delivered perhaps the best four-game stretch of his young career in Weeks 8-11, totaling 52 tackles, four tackles for loss, five passes defended and a fumble recovery during that span.

He matched a single-game career high with 14 tackles – including one for loss – against the Saints in Week 8 and against the 49ers in Week 11.

On TNF, also against the 49ers, Baker had 13 tackles, two for loss and a career-high three passes defended, and he followed up that performance with 11 more tackles, two passes defended (one was intercepted by LB Jordan Hicks) and a fumble recovery against the Buccaneers in Week 10.



Through Week 12, Baker leads all NFL DBs and is tied for fourth overall with 98 tackles, according to official league statistics.

NFL Leaders – Tackles (2019)

Rnk	Player (Team)	Tackles
1	LB Jordan Hicks (AZ)	111
2	LB Blake Martinez (GB)	108
3	LB Bobby Wagner (Sea)	103
4t	S Budda Baker (AZ)	98
4t	LB Jaylon Smith (Dal)	98

BAKING UP TROUBLE IN THE BACKFIELD

The 195-pound DB has a proven ability to make plays behind the line of scrimmage. His 11 tackles for loss rank third among NFL DBs since 2018.

NFL Leaders – Tackles for Loss by DBs (2018-19)

Rnk	Player (Team)	TFL	GP
1	Jamal Adams (NYJ)	17	27
2t	Budda Baker (AZ)	12	25
2t	Jordan Poyer (Buf)	12	27
2t	Landon Collins (Was)	12	23
5	4 players tied	10	-

BAKER A BREAKOUT SUCCESS IN FIRST TWO NFL SEASONS

Baker – Arizona's 2017 second-round pick (36th overall) – earned Pro Bowl and first-team All-Pro honors as a special teamer during his rookie campaign. In 2018, he moved into the starting lineup and totaled 107 tackles, eight tackles for loss, 2.0 sacks, four QB hits, two passes defended, a forced fumble and two fumble recoveries (one returned 36 yards for his first career TD).


MURPHY IMPRESSING IN ROOKIE YEAR

With the Cardinals top-two cornerbacks absent to start the season, rookie CB **Byron Murphy Jr.** was pressed into action early and has started all 11 games for Arizona this season.

He is one of just four rookie defenders in the NFL to start 11 games in 2019, joining Chiefs S Juan Thornhill, Giants DL Dexter Lawrence and Redskins LB Montez Sweat.

NFL Leaders – Starts by Rookie Defenders (2019)

Player (Team)	GS	Draft Rd (Pk)
CB Byron Murphy (AZ)	11	Second (33)
DL Dexter Lawrence (NYG)	11	First (17)
S Juan Thornhill (KC)	11	Second (63)
LB Montez Sweat (Was)	11	First (26)



The first pick in the second round of the 2019 NFL Draft out of Washington, Murphy has 57 tackles, a tackle for loss, one INT and seven passes defended during his rookie campaign.

His seven passes defended are tied with S Budda Baker for the team lead and rank second among rookie NFL defenders this season.

NFL Leaders – Passes Defended by Rookies (2019)

Rnk	Player (Team)	PD
1	CB Jamel Dean (TB)	13
2	CB Byron Murphy (AZ)	7
3t	DB Chauncey Gardner-Johnson (NO)	6
3t	CB Nik Needham (Mia)	6
5t	CB Marvell Tell (Ind)	5
5t	CB Lonnie Johnson (Hou)	5
5t	DE Clelin Ferrell (Oak)	5

Since 1950, just four Cardinals – Dominique Rodgers-Cromartie (13 in 2008), Patrick Peterson (8 in 2011), Tyrann Mathieu (8 in 2013) and Antrel Rolle (8 in 2005-06) – had more passes defended through their first 11 career games than Murphy.

Franchise Record – Passes Defended Thru 1st 11 Career Games (Since 1950)

Rnk	Player (Year)	PD
1	CB Dominique Rodgers-Cromartie (2008)	13
2t	CB Patrick Peterson (2011)	8
2t	S Tyrann Mathieu (2013)	8
2t	S Antrel Rolle (2005-06)	8
5	CB Byron Murphy (2019)	7

CARDS JOIN NFL TO CELEBRATE 100TH SEASON

The NFL is celebrating its 100th season in 2019. As the United States' oldest professional football franchise still in existence, the Cardinals hold a unique place in league history.



The Cardinals were founded in 1898 as the Morgan Athletic Club, predating the formation of the NFL by over 20 years. By the time the NFL was founded in 1920 as the American Professional Football Association (APFA), the team was known as the Racine Cardinals when it became one of the 14 charter members of the upstart league after paying a \$100 franchise fee. Today, the Cardinals and Chicago Bears represent the only two charter members of the NFL still in existence.

In 1932, Hall of Fame owner Charles W. Bidwill, Sr., then a vice president of the Bears, purchased the Cardinals. After divesting himself of his Bears' holdings, that began a period of family ownership that continues to this day.

In 2019, the Cardinals have joined the NFL in celebrating 100 years of play with a year-long series of "NFL 100" events, initiatives and programs celebrating fans, players and communities.

The historic and unprecedented celebration is a salute to the millions of fans who love the game; highlighting the unifying nature of football and its positive impact in communities; bringing together generations of past, present and future players; and looking ahead to the NFL's next 100 years.

CARDS A MEMBER OF NFL'S TWO OLDEST RIVALRIES

Having met twice during the NFL's inaugural season in 1920, the Cardinals and Bears represent the oldest rivalry in league history. The Cardinals and Packers – who joined the league in 1921 – are the NFL's second-oldest rivalry. The Packers were formed in 1919 by Earl (Curly) Lambeau and George Calhoun but did not gain entry into the APFA until 1921.



1920 Racine Cardinals

- The Cards and Bears have faced each other 90 times during the regular season, dating back to 1920.
- The first-ever meeting between the Cardinals and Bears – then known as the Racine Cardinals and Decatur Staleys – occurred at Normal Park in Chicago on November 28th, 1920, exactly 72 days after the league was conceived as the APFA during a meeting in Canton, OH. In that game, the Cardinals defeated the Staleys 7-6 at Normal Park.
- The first meeting between the Cardinals and Packers (a 3-3 tie) occurred on November 20, 1921 at Normal Park in Chicago. The following week (November 27, 1921), the Packers and Bears met for the first time.

FRIENDSHIP OF THE HALL OF FAME OWNERS

Cardinals Hall of Fame owner Charles Bidwill and Bears Hall of Fame owner George Halas had a friendship that endured even as their team's were cross-town rivals during their shared time in Chicago.

At one point during the Great Depression, that friendship helped save Halas' ownership of the Bears.

In 1931, Halas' co-owner Edward "Dutch" Sternaman proposed being bought out of his stake in the Bears for \$38,000, which was to be paid in installments. After suffering \$18,000 in losses during the 1932 season, Halas was \$15,000 short when the final payment was due in 1933. Defaulting on the payment meant ownership would revert to Sternaman.

"It was a case of finding \$15,000 in a hurry, or losing everything I'd worked for since moving the Staleys from Decatur to Chicago in 1921," Halas wrote in 1967 in a history of the Bears published in the Chicago Tribune. "From this desperate situation, I was rescued by the joint efforts of my mother and my good friend Charley Bidwill. Mother bought \$5,000 worth of stock from her savings. Bidwill purchased \$5,000 in stock and also arranged a bank loan for the remaining \$5,000 needed. But it was a mighty close call. As I remember, I finally got all the money together at 11:10 a.m. on the day the final note came due. Forfeit time was 12 o'clock noon."



Charles Bidwill (left) and George Halas (right)

A HISTORY OF BEING THE FIRST

In addition to being the oldest professional football team in the country, the Cardinals also have a long history of serving as a pioneer in the sport – both on and off the playing field.

DIVERSITY

1st Female Owner in NFL History: Following the 1947 death of Cardinals owner and Pro Football Hall of Fame Charles Bidwill, his wife Violet oversaw operations of the franchise for the next 15 years. As such, she became the first female to serve as principal owner in NFL history and is believed to be the first female owner in American pro sports.



Violet Bidwill

1st African American Female Executive in NFL History:

Adele Harris spent 26 seasons with the franchise before retiring in 2001. She holds the distinction of being the first African American female to hold a front office position with an NFL team. Harris first worked as a secretary for the St. Louis Football Cardinals from 1971-74. She left the club to pursue a degree in business management and returned to the team in 1978 as a publicity assistant. By 1980, Harris became the team's director of community relations, and was instrumental in the team's civic efforts when it relocated to Arizona in 1988. Harris passed away in November of 2007.

1st African American to Handle Contract Negotiations for NFL Team: In 1981, the team hired attorney Bob Wallace, making him the first African American to handle contract negotiations for an NFL club.

1st African American Head Coach/General Manager Tandem: In 2004, the Cardinals hired Dennis Green as the team's head coach. Joining General Manager Rod Graves, they became the first African American general manager/head coach pairing. Hired by Arizona in 1997 as Assistant to the President, Graves spent 16 seasons with the organization, including the last six years at the team's GM.

1st Female Coach in NFL History: In 2015, the Cardinals hired Jen Welter as a coaching intern for training camp and the preseason to work with inside linebackers, making her the first female coach of any kind in NFL history.

INTERNATIONAL PLAY

1st NFL Game Outside of North America: The most popular sport in the United States played before an international audience for the first time ever when the Cardinals and San Diego Chargers met for a preseason matchup at Korakuen Stadium in Tokyo, Japan. On August 16, 1976 the Cardinals defeated the Chargers 20-10 before an estimated crowd of 38,000.

1st NFL Game in Europe: On August 6, 1983 the Cardinals faced the Minnesota Vikings in a preseason matchup at Wembley Stadium in London. The Vikings defeated the Cardinals 28-10 in front of 32,847 fans at the landmark event.

1st NFL Regular Season Game Played Outside United States: On October 2, 2005 the Cardinals earned a 17-point come-from-behind victory over the San Francisco 49ers in a game played in front of a then-record crowd of 103,467 at Mexico City's Estadio Azteca. It was the first NFL regular season game ever played outside of the US.

FOOTBALL FIRSTS

1st Night Game in NFL History:

On November 6, 1929 the Providence Steamrollers became the first team to host a game at night using floodlights in a matchup against the Cardinals. That night contest also featured the first use of a football painted white during an actual game. With fan attendance crucial to generate revenue, the game was played in the evening rather than during the workday. The minor league baseball field of Kinsley Park was adorned with floodlights and the Cards earned a 16-0 victory over the Steamrollers.



NFL's 1st Night Game - 11/6/29

1st Out of Town Training Camp: Prior to the 1929 season, the Cardinals conducted what is believed to be the NFL's first extended out-of-town training camp when the team spent the summer at Waterworks Park in Coldwater, Michigan.

1st Indoor NFL Game: With the country struggling through the Great Depression in late 1930, the Chicago Cardinals challenged the cross-town Bears to play a game to raise money for the governor's fund for unemployment relief. To battle the freezing temperatures the teams agreed to play at Chicago Stadium, then the largest indoor arena in the world. On December 15, 1930 the Bears earned a 9-7 victory in front of 10,000 fans. Six inches of dirt were hauled in and rolled for a playing surface, forcing the teams to use a white ball to increase visibility for both the players and fans. In addition to raising thousands of dollars for charity, it was a precursor to the 1932 championship when the Bears played for the NFL title in the same venue against the Portsmouth Spartans.

1st Retractable Grass Field in NFL History: When the Cardinals opened their new stadium in 2006, the venue broke the mold in terms of design and architecture. Among its most unique features is a fully retractable grass playing surface that resides outside the stadium for 300+ days a year and rolls in when needed. The first of its kind in NFL history, the stadium's grass playing surface has consistently ranked #1 in surveys of the league's players.

ELEVATING A FRANCHISE

The 2019 season is the 13th since **Michael Bidwill** took over as team President in 2007. His leadership during that time has been instrumental in transforming the franchise both on and off the field.

Highlights of Bidwill's tenure:

- Leading the list of Bidwill's accomplishments with the Cardinals is the creation of State Farm Stadium. Since it opened in 2006, the team has sold out all 141 games (preseason and postseason included) played at the venue, which has also hosted a pair of Super Bowls.



- In addition to his role in helping Arizona land Super Bowls XLII and XLIX, he led the effort to land Super Bowl LVII (2023) in the spring of 2018. Michael was instrumental in getting the 2015 Pro Bowl moved to Arizona; played a week before Super Bowl XLIX and the 2015 Pro Bowl combined to deliver a record economic impact of \$720 million to the region.

- Of the Cardinals seven all-time postseason wins, five have come during Bidwill's 12 years as team president. Arizona has played in nine postseason contests since Bidwill took over in 2007.

- AZ has appeared in the NFC Championship Game twice during Bidwill's time as president (2008, 2015), including a victory in the 2008 conference title game that led to the team's first-ever Super Bowl appearance (Super Bowl XLIII).

- Arizona's 50 wins between 2013-17 were the most in any five-year span in franchise history.

- In January of 2016, the National Football Foundation (NFF) and College Hall of Fame inducted Bidwill and Arizona Governor Doug Ducey into the NFF Leadership Hall of Fame.

- In January of 2018, Michael was one of five owners named to the NFL's Player-Owner Committee focused on social and racial justice initiatives. In December of 2014, Commissioner Roger Goodell tapped Bidwill to chair the league's Conduct Committee.

- In January of 2019, Michael received the Paul Tagliabue Award from the Fritz Pollard Alliance for demonstrating integrity and leadership in the area of career development for minorities and advocating for diversity.

Cardinals Under Michael Bidwill (2007-Present)

Statistic	Totals
Regular Season Record	100-101-2
Postseason Record	5-4
Overall Record	105-105-2
Overall Win Pct.	.500
Regular Season Home Record	60-39-2
Postseason Home Record	4-0
Overall Home Record (RS+post)	64-39-2
Regular Season Home Win Pct.	.604
Seasons with .500 Record or Better	8
Seasons with 10+ Wins	4
Best Regular Season Record	13-3
Postseason Berths	4
Division Titles	3
Conference Championship Games	2
Super Bowl Appearances	1

SUPER BOWL COMING BACK TO AZ

Valley Will Host 4th Super Bowl When Game Returns in 2023

The biggest event in American sports is returning to Arizona as State Farm Stadium was selected to host Super Bowl LVII that will cap the 2022 NFL season.

Super Bowl LVII will be the fourth Super Bowl played in Arizona and the third in 15 years at State Farm Stadium. The Valley last hosted Super Bowl XLIX following the 2014 season. With Super Bowl LVII being held at State Farm Stadium, Arizona will join South Florida, New Orleans, Los Angeles and Tampa Bay as the only sites selected to host the Super Bowl at least four times.



Past Super Bowls in Arizona

Super Bowl	Site	Date	Result
XLIX (49)	Univ. of Phoenix Stadium	2/1/15	Patriots 28, Seahawks 24
XLII (42)	Univ. of Phoenix Stadium	2/3/08	Giants 17, Patriots 14
XXX (30)	Sun Devil Stadium	1/28/96	Cowboys 27, Steelers 17

Future Super Bowl Sites

Super Bowl	Site	Date
LIII (53)	Mercedes-Benz Stadium (Atlanta)	Feb. 3, 2019
LIV (54)	Hard Rock Stadium (Miami)	Feb. 2, 2020
LV (55)	Raymond James Stadium (Tampa Bay)	Feb. 7, 2021
LVI (56)	SoFi Stadium (Los Angeles)	Feb. 6, 2022
LVII (57)	State Farm Stadium (Arizona)	2023
LVIII (58)	Mercedes-Benz Superdome (New Orleans)	2024

141 GAMES AND 141 SELLOUTS

This week the Cardinals play the first of three consecutive home games when they welcome the L.A. Rams to State Farm Stadium.

The Cardinals have sold out all 141 games played at State Farm Stadium since the world-class venue opened in 2006.

There were only 12 total games that sold out in time to be televised locally in 18 years at Sun Devil Stadium.




Below is a look at the results at State Farm Stadium compared to 18 seasons at Sun Devil Stadium.

Overall Comparison

Statistic	13+ seasons at State Farm Stadium	18 seasons at Sun Devil Stadium
Sellouts	141	12
Regular Season Home Record	63-44-2	64-80
Home Win %	.591	.444
Postseason Record	5-4	1-1
Postseason Home Record	4-0	0-0
Seasons with Winning Record	5	1
Postseason Berths	4	1
Division Titles	3	0
Conference Championship Games	2	0
Super Bowl Appearances	1	0

IT GETS LOUD IN THERE

Having a sellout crowd on hand every game has given Arizona one of the NFL's most distinct home field advantages.



Dating back to the inaugural year at State Farm Stadium in 2006, Cards opponents have accumulated 176 accepted false start penalties in the regular season. That is the most for any home team in the NFL during that span.

NFL Leaders - Opponent False Start Penalties (2006-Present)

Rnk	Home Team	FS	Stadium
1	Cardinals	176	State Farm Stadium
2	Seahawks	158	CenturyLink Field
3	Titans	156	Nissan Stadium
4	Vikings	151	U.S. Bank Stadium/Metrodome/TCF Bank
5	Lions	144	Ford Field

PALMER ENTERS THE RING OF HONOR

The Cardinals inducted QB **Carson Palmer** into its Ring of Honor at halftime of the matchup vs. Seattle in Week 4.

Palmer became the 18th member of the Cardinals Ring of Honor, the creation of which coincided with the opening of State Farm Stadium in 2006.

Cardinals Ring of Honor Inductees

Member	Position	ROH Year
Charles Bidwill, Sr.*	Owner	2006
Jimmy Conzelman*	QB/Coach	2006
Ernie Nevers*	Fullback	2006
John "Paddy" Driscoll*	Quarterback	2006
Charley Trippi*	QB/Halfback	2006
Ollie Matson*	Halfback	2006
Dick "Night Train" Lane*	Cornerback	2006
Marshall Goldberg	Halfback	2006
Dan Dierdorf*	Tackle	2006
Pat Tillman	Safety	2006
Larry Wilson*	Safety	2006
Roger Wehrli*	Cornerback	2007
Aeneas Williams*	Cornerback	2008
Kurt Warner*	Quarterback	2014
Adrian Wilson	Safety	2015
Roy Green	Receiver	2016
Jim Hart	Quarterback	2017
Carson Palmer	Quarterback	2019

*Hall of Fame Inductee



"It was the most fun I've had playing football, and I had a lot of fun in college," Palmer said of his time with the Cardinals. "I had some fun playing for the Bengals, but it's the most fun I've had playing the game. I met some unbelievable (people). It's not just the coaches and the players. It's everybody that's affiliated with this organization."

THE KINGSBURY ERA BEGINS IN ARIZONA

TAKING THE REINS

On January 8, 2019 the Cardinals announced the hiring of **Kliff Kingsbury** as the team's head coach.

The 40-year old Kingsbury spent the past six seasons (2013-18) as the head coach at his alma mater, Texas Tech, and was hired as USC's offensive coordinator in December. The New Braunfels, TX native is an 11-year coaching veteran who has also worked at Texas A&M (2012) and at the University of Houston (2008-11) where he began his coaching career.

Recognized as one of the profession's brightest and most-innovative offensive minds, Kingsbury has tutored six future NFL QBs, including first-round selections Patrick Mahomes, Baker Mayfield and Johnny Manziel as well as Case Keenum, Davis Webb and Nic Shimonek. Under Kingsbury's guidance, Mahomes (2016) and Keenum (2009, '11) both led the nation in passing.



Highlights from Kingsbury's Coaching Career

- While at Texas Tech, Kingsbury served as the play-caller for one of college football's most explosive and productive offenses. The Red Raiders featured a passing attack that ranked in the top-10 in the country in all six seasons of his tenure, ranked in the top-20 nationally for total offense in all six seasons and finished in the top-25 in scoring five times.
- Under Kingsbury, Texas Tech averaged at least 30 points per game, 470 total yards per game and 300 passing yards per game in all six seasons. The Red Raiders averaged more than 500 yards of offense in four seasons and over 450 passing yards twice. They also averaged at least 140 rushing yards per game four times in six seasons under Kingsbury and averaged more than 40 points per game twice.
- At both Houston (2011) and Texas Tech (2016) Kingsbury's offenses led the nation in total offense and passing offense.
- Dating back to his first offensive coordinator job at Houston in 2011, a Kingsbury-led offense never finished outside the top-20 in the nation in total offense and never finished outside the top-15 in passing offense.
- In 2016, Texas Tech led the nation in total offense (566.6 ypg) and passing offense (463.0 ypg) while finishing #5 in scoring (43.7 ppg). It was the sixth consecutive season a Kingsbury-led unit finished in the top-10 in total offense dating back to his time at both Houston and Texas A&M.
- In 2015, the Red Raiders finished #2 in the nation in total offense (579.5 ypg), #2 in scoring offense (45.1 ppg) and had the nation's second ranked passing offense (388.2 ypg). The 45.1 points per game average established a school single-season record and Texas Tech was one of just two schools in the nation to score at least 25 points in every game. The Red Raiders featured a 4,000-yard passer, 1,000-yard receiver and a 1,000-yard rusher for the first time in school history.
- With Kingsbury serving as co-offensive coordinator in 2011, Houston led the nation in total offense (599.1 ypg), passing offense (450.1 ypg) and scoring (49.3 ppg) as quarterback Case Keenum finished his collegiate career as the most prolific passer in NCAA FBS history.

Kingsbury spent the 2012 season at Texas A&M as offensive coordinator/QBs coach working under current University of Arizona head coach Kevin Sumlin. Texas A&M finished third nationally in total offense (558.5 ypg) with an attack that finished 13th nationally in rushing (242.1 ypg) and 14th in passing (316.5 ypg). The Aggies beat #1 Alabama on the road and #11 Oklahoma in the Cotton Bowl.

Kingsbury began his coaching career at the University of Houston under Sumlin as the offensive quality control coach (2008-09) prior to being elevated to QBs coach (2010) and then co-offensive coordinator in 2011.

Kingsbury played QB at Texas Tech (1999-2002) where he set 39 school records, 16 Big 12 marks and 17 NCAA records during his collegiate career while throwing for 12,423 yards and 95 TDs. As a senior in 2012, he was awarded the Sammy Baugh Trophy as the nation's top college QB and was also named the Associated Press Big 12 Offensive Player of the Year while finishing ninth in Heisman Trophy voting.

He was drafted in the sixth round of the NFL Draft by New England in 2003 and spent his rookie season on the Patriots injured reserve list before spending the 2004 season on the Saints practice squad. Kingsbury played in one game with the Jets in 2005 and attended training camp with the Bills in 2006. He also played with the Cologne Centurions of NFL Europe in 2006 before playing with the Winnipeg Blue Bombers of the Canadian Football League in 2007.


In 2018, Kingsbury was inducted into the Texas High School Football Hall of Fame. He played high school football under his father, Tim, at New Braunfels (TX) High School where he threw for more than 3,000 yards and 34 TDs as a senior.

HIGH POWERED OFFENSES

During his eight seasons as an offense coordinator/head coach at the college level (2011 w/Houston through 2018 w/Texas Tech), **Kingsbury's** offenses averaged 40.3 points/game. During his six seasons at Texas Tech (2013-18), the Red Raiders averaged 37.8 points/game.

Offensive Points/Game Under Kingsbury (2011-18)

Year	Team	Pts	Gms	Pts/G
2018	Texas Tech	448	12	37.3
2017	Texas Tech	446	13	34.3
2016	Texas Tech	524	12	43.7
2015	Texas Tech	586	13	45.1
2014	Texas Tech	366	12	30.5
2013	Texas Tech	465	13	35.8
2012	Texas A&M	578	13	44.5
2011	Houston	700	14	50.0



Not Slowing Down Against Ranked Opponents

Under Kingsbury, the Tech Tech offenses averaged 502 yards/game in 24 contests against ranked opponents from 2013-18. The Red Raiders posted 600+ yards of offense in six of those games.

COACHING QUARTERBACKS

After joining the coaching ranks with the University of Houston in 2008, **Kliff Kingsbury** mentored six future NFL QBs during his coaching tenure: *Patrick Mahomes, Baker Mayfield, Johnny Manziel, Case Keenum, Davis Webb and Nic Shimonek*. Mahomes, Mayfield and Manziel were all selected in the 1st round of the NFL Draft.

NFL QBs Under Kingsbury

Year	Player (School)	Com	Att	Pct	Yds	TD	INT	Rate
2017	Nick Shimonek (TT)	328	493	66.5	3,963	33	10	152.1
2016	Patrick Mahomes, II (TT)	388	591	65.7	5,052*	41	10	156.9
2015	Patrick Mahomes, II (TT)	336	517	64.8	4,283	32	14	149.6
2014	Patrick Mahomes, II (TT)	211	345	61.2	2,539	24	13	138.4
2013	Baker Mayfield (TT)	218	340	64.1	2,315	12	9	127.7
2013	Davis Webb (TT)	226	361	62.6	2,718	20	9	139.1
2012	Johnny Manziel (A&M)^	295	434	68.0	3,706	26	9	155.3
2011	Case Keenum (Hou)	428*	603*	71.0	5,631*	48*	5	174.0
2009	Case Keenum (Hou)	492*	700*	70.3	5,671*	44*	15	154.8
2008	Case Keenum (Hou)	397	589	67.4	5,020	44	11	159.9

^1st Freshman ever to win Heisman Trophy

*Total led the nation

Mahomes (Texas Tech)

Under Kingsbury's tutelage, Mahomes spent two full seasons (2015-16) as the starter at Texas Tech. In those two years the Red Raiders finished #2 (2015) and #1 (2016) in the nation in total offense while Mahomes threw for a combined 9,705 yards and 77 TDs in 25 starts.

As a sophomore in 2015, Mahomes became the youngest QB in NCAA history to amass 5,000 yards of total offense. He eclipsed the 5,000-yard mark again in 2016, becoming just the third quarterback ever to record 5,000+ yards of total offense in back-to-back seasons.

Keenum (Univ. of Houston)

Kingsbury began his coaching career at the University of Houston where he was a quality control coach from 2008-09 before being promoted to QBs coach in 2010 and co-offensive coordinator in 2011. The Cougars led the nation in total offense, passing offense and scoring in 2011, while Keenum completed his record-setting career by placing seventh in the Heisman Trophy voting and winning the Sammy Baugh Award.

With Kingsbury calling plays, the Cougars averaged 599.1 total yards per game, including 450.1 through the air, while scoring over 49 points per game. Keenum wrapped up his career as the most prolific passer in NCAA FBS history. In his one season with Kingsbury as his QBs coach, Keenum completed 428-of-604 passes for 5,631 yards and 48 TDs, all of which led the NCAA FBS.

Manziel (Texas A&M)

Prior to taking over at Texas Tech, Kingsbury spent one season (2012) as the offensive coordinator at Texas A&M. In his lone season with the Aggies, Kingsbury played a crucial role in Manziel becoming the first freshman ever to win the Heisman Trophy.

Webb and Shimonek (Texas Tech)

Two other Kingsbury quarterbacks have also moved on to the league in recent years as Webb was selected by the New York Giants in the third round of the 2017 draft while Shimonek signed an undrafted free agent agreement with the Los Angeles Chargers in 2018.



TOM CLEMENTS - PASS GAME COORDINATOR/QBS

Now in his first season as the Cardinals Pass Game Coordinator/QBs coach, veteran assistant **Tom Clements** (CLEM-ents) is a 24-year coaching veteran who has spent 20 seasons as an assistant coach in the NFL, including five seasons as an offensive coordinator.

- Named Cardinals pass game coordinator/QBs coach on 1/22/19.
- Coached for 11 seasons with the Packers (2006-16). In his 11 seasons with Green Bay, the Packers finished top-10 in the NFL in total offense nine times, made the postseason nine times and won Super Bowl XLV following the 2010 season.
- During his tenure with the Packers, Clements helped with the development of QB Aaron Rodgers who was selected to six Pro Bowls and earned NFL MVP honors in 2011 and 2014.
- In three seasons as offensive coordinator with Green Bay (2012-14), the Packers ranked #3 in the NFL in scoring (27.8 ppg), #5 in total offense (381.9 ypg), #3 in giveaways (54) and #5 in first downs (1,048).
- The Packers finished top-10 in the NFL in scoring in each season Clements worked as offensive coordinator, including in 2014 when the Packers led the NFL with 486 points.
- Also coached QB Brett Favre, who in 2007 was selected to the Pro Bowl after throwing for more than 4,000 yards for the fifth time in his career and led the Packers to the NFC Championship game.
- Has coached 13 different offensive players to a total of 21 Pro Bowls and tutored five quarterbacks who had 13 total 3,000-yard passing seasons, including eight 4,000-yard campaigns.

Prior to joining Green Bay, Clements spent two seasons (2004-05) as the offensive coordinator in Buffalo. He spent the previous seven years as a QBs coach with Pittsburgh, Kansas City and New Orleans. Clements helped Elvis Grbac (Chiefs in 2000) and Kordell Stewart (Steelers in 2001) earn Pro Bowl selections while Tommy Maddox (Pittsburgh) was named NFL Comeback Player of the Year in 2002.

Clements got his start in coaching at his alma mater, Notre Dame, spending four seasons (1992-95) working under Lou Holtz. He played 12 years in the Canadian Football League as a QB and was a seven-time divisional All-Star, 1987 CFL MVP, 1975 CFL Rookie of the Year and two-time Gray Cup Champion with Ottawa (1976) and Winnipeg (1984), earning the Outstanding Offensive Player award in each game.



JEFF RODGERS - ASST. HEAD COACH/SPECIAL TEAMS

Jeff Rodgers is in his second season with Arizona and first as the team's assistant head coach/special teams coordinator.

He came to Cardinals in January, 2018 as the team's special teams coordinator and added the title of assistant head coach in 2019.

- Hired as Cardinals special teams coordinator in 2018 after working in the same capacity for three seasons (2015-17) with the Chicago Bears.
- Has 18 years of coaching experience, including 15 seasons coaching special teams in the NFL with Arizona, Chicago (2015-17), Denver (2011-14), Carolina (2009-10) and San Francisco (2003-07).

• Helped the Cardinals rank 5th in the NFL in special teams last season after the team finished 30th in 2017. P Andy Lee led the NFL and set a franchise single-season record with a 48.6-yard punting average and rookie LB Zeke Turner led the NFL with 13 solo special teams tackles in 2018.

• The Broncos returned six kicks for TDs during Rodgers tenure in Denver (2011-14), tied for the second most in the NFL in that span. In 2012, Trindon Holliday became the first player in NFL history to record multiple return TDs in a playoff game when he scored on a 90-yard punt return and a 104-yard kickoff return in a 38-35 double-overtime loss to the Ravens.

• Under Rodgers tutelage, Broncos K Matt Prater was named to the Pro Bowl in 2013 after setting franchise records in field goal percentage (96.2%; 25-of-26) and points scored (150). Prater's 64-yard field goal in 2013 is the longest in NFL history. In 2014, K Connor Barth's 93.8 field-goal percentage (15-of-16) was the second-highest in team history.

Rodgers began his coaching career at the University of Arizona in 2001, spending two seasons as a graduate assistant working with the secondary and LBs under head coach John Mackovic. He entered the NFL coaching ranks with San Francisco in 2003 as a special teams quality control coach for two seasons.



VANCE JOSEPH - DEFENSIVE COORDINATOR

Vance Joseph was hired as Arizona's Defensive Coordinator this offseason and joined the Cardinals after two years (2017-18) as head coach of the Denver Broncos.

He is a 20-year coaching veteran, including 14 seasons in the NFL with San Francisco (2005-10), Houston (2011-13), Cincinnati (2014-15), Miami (2016) and Denver (2017-18).

- Hired as Cardinals defensive coordinator on 1/11/19.
- Joseph has 12 years of coaching experience on the defensive side of the ball in the NFL, including as defensive coordinator with Miami in 2016.

• In Joseph's initial season with the Broncos in 2017, Denver had the NFL's #3 ranked defense and joined Minnesota as the only teams in the NFL that season to rank in the top-five in both run defense and pass defense. The Broncos ranked #5 in run defense in '17 after finishing the previous year ranked #28 in that category.

• In 2018, the Broncos defense ranked in the top-10 in the NFL in INTs (17), takeaways (28) and sacks (44). Rookie LB Bradley Chubb – Denver's first-round selection in the 2018 NFL Draft – led all NFL rookies with 12.0 sacks last season. Pro Bowl LB Von Miller had 14.5 sacks, tied for fourth in the NFL last season. Denver was one of three teams (Seattle, Kansas City) to have two players record double digit sacks in 2018.

• In a stretch from 2011-16, which spanned jobs in Houston, Cincinnati and Miami, Joseph's teams made the postseason five times in six seasons.

• Joseph's teams have ranked in the top-10 in INTs in four of the past five seasons.

• Four different DBs earned a combined five Pro Bowl selections – Johnathan Joseph (2), Reggie Nelson (1), Adam Jones (1) and Walt Harris (1) – during Joseph's time coaching defensive backs in Cincinnati, Houston and San Francisco.

Prior to his tenure in Miami, Joseph coached DBs for two seasons (2014-15) with Cincinnati, helping the Bengals to back-to-back postseason appearances. During his two seasons with Cincinnati, the Bengals led the NFL with 41 INTs. Cincinnati was the only team to post more INTs than TDs allowed (36) during that two-year stretch while holding opposing QBs to the lowest combined passer rating (77.4) in the NFL.

Prior to beginning his coaching career as a grad assistant at the University of Colorado in 2000, Joseph appeared in 30 games for the Buffaloes (1990-94), playing QB, RB and on special teams, and was a member of the Buffaloes 1990 National Championship team. He served as a backup to All-American QBs Darian Hagan and Kordell Stewart and completed 34-of-61 passes for 454 yards and four TDs to go along with 50 carries for 237 yards and one TD in his college career.

He converted to CB in the NFL and signed with the Jets as an undrafted rookie free agent in 1995. As a rookie, Joseph played in 13 games and had 21 tackles (17 solo), two INTs and five passes defended. He played in four games with the Colts in 1996 before spending the preseason with Denver in 1997.



COACHING STAFF HIGHLIGHTS

- Of the 25 coaches on the Cards staff, 18 are new to the organization. The seven coaches who returned are **Chris Achuff** (Defensive Line), **Steve Heiden** (Tight Ends), **Randall McCray** (Asst. Special Teams), **Buddy Morris** (Strength & Conditioning), **Jeff Rodgers** (Asst. Head Coach/Special Teams Coordinator), **Vernon Stephens** (Asst. Strength & Conditioning) and **Cam Turner** (Offensive Asst./Asst. Quarterbacks).



• The Cards coaching staff entered the 2019 season with a combined 419 years of coaching experience at the college and NFL levels: 201 in the NFL; 218 in college. Of the 25 coaches on staff, 21 entered the season with NFL coaching experience.

• In addition to their experience on the sidelines, the Cardinals staff features seven coaches who played a combined 38 years in the NFL: **Kliff Kingsbury** (3), **Vance Joseph** (2), **Tom Clements** (1), **Steve Heiden** (11), **Brian Natkin** (1), **Marcus Robertson** (12) and **James Saxon** (8).

• Nine members of the Arizona staff entered the year having coached at least 10 seasons in the NFL: **Jerry Sullivan** (24), **Bill Davis** (24), **Tom Clements** (20), **James Saxon** (19), **Jeff Rodgers** (15), **Vance Joseph** (14), **Sean Kugler** (12), **Marcus Robertson** (12) and **Greg Williams** (10).

• Three members of the staff - Kingsbury (Texas Tech), Joseph (Denver Broncos) and Sean Kugler (Texas-El Paso) - have previously served as a head coach either at the college or NFL level.

THE ASSISTANT COACHING STAFF IN 2019

CHRIS ACHUFF - Defensive Line



Last name pronounced "A-cuff" ... long-time college assistant in his second season with the Cardinals and first as the D-Line coach ... joined the Cardinals in 2018 after 19 years coaching at the collegiate level, coaching the D-line at Baylor (2008-16), Tennessee-Martin (2006-07), Charleston Southern (2005) and Tennessee-Chattanooga (2004).

BRIAN NATKIN - Asst. Offensive Line



Joined the Cardinals in 2019 after spending the last 15 seasons at the college level ... a consensus All-American TE as a player at the University of Texas-El Paso, spent the 2018 season as run-game coordinator/O-Line coach at Hutchinson (KS) Community College ... worked the previous six seasons (2012-17) at his alma mater, UTEP.

PETER BEDOVINAC - Asst. Wide Receivers



Last name pronounced "buh-DOE-vuh-nack" ... spent the last six seasons (2013-18) at the college level ... a former QB at Michigan State (2010-12), spent the 2018 season as a defensive graduate assistant at Ohio State ... spent the previous three seasons (2015-17) coaching LBs at Missouri State after beginning his coaching career at Missouri in 2013.

DAVID RAIH - Wide Receivers



Last name pronounced "RYE" ... spent the last five seasons with Green Bay as WRs coach (2018), offensive perimeter coach (2017), asst. O-Line coach (2016) and coaching administrator (2014-15) ... played QB at Iowa (1999-2003) and helped the Hawkeyes to a 2002 Big Ten Conference Championship and a berth in the 2003 FedEx Orange Bowl.

CHARLIE BULLEN - Asst. Linebackers



Is in his first season with Arizona and eighth in the NFL ... spent the last seven seasons (2012-18) with Miami, including the past three seasons as the Dolphins assistant LBs coach ... prior to working with the Dolphins, coached for three seasons (2009-11) as a graduate assistant, working with defensive backs at his alma mater, the University of Iowa.

MARCUS ROBERTSON - Defensive Backs



A former NFL DB, is in his first season as Arizona's DBs coach after spending the past two seasons (2017-18) in the same role with the Broncos ... has spent the last 28 seasons in the NFL as a player, coach, and administrator and has coached DBs for the past 12 seasons with Tennessee (2007-11), Detroit (2012-13), Oakland (2014-16) and Denver.

BILL DAVIS - Linebackers



Returned to the Cardinals for his second tenure with the team after previously working as Arizona's defensive coordinator (2009-10) and LBs coach (2007-08) ... has 24 years of coaching experience in the NFL, including seven seasons as a defensive coordinator with Arizona, Philadelphia and San Francisco ... spent the past two seasons (2017-18) as LBs coach at Ohio State.

JAMES SAXON - Running Backs



Has 19 seasons of experience as a RBs coach (2000-18) in the NFL after an eight-year playing career in the league with the Chiefs (1988-91), Dolphins (1992-94) and Eagles (1995) ... came to AZ after coaching Pittsburgh's RBs the past five seasons (2014-18) ... has coached for four different franchises that had eight total postseason appearances.

ROB GROSSO - Defensive Quality Control



Is in his first season in Arizona after working as the assistant to the head coach under Vance Joseph in Denver in 2018 ... previously served as an operations intern with the Broncos in 2017 ... a former WR at John Carroll University (2011-13), worked with the Arizona Rattlers of the IFL during the 2017 season as a coaching/player personnel intern.

DON SHUMPERT - Bill Bidwill Fellowship/RBs



Came to the Cardinals after spending last season with the NY Giants as an offensive assistant ... former WR who attended rookie mini-camp with the Chicago Bears and Kansas City Chiefs ... served as a graduate assistant at his alma mater, the University of Iowa, for two seasons (2016-17), assisting the Hawkeyes WRs and special teams.

STEVE HEIDEN - Tight Ends



Veteran NFL tight end is in his seventh season with the Cardinals and first as TE's coach after working the past six seasons as asst. O-Line coach (2018) and asst. special teams/asst. TE's coach (2013-17) ... after playing in the NFL for 11 seasons (1999-2009), entered the coaching ranks in 2012 as TE's coach at Concordia University in St. Paul, MN.

JERRY SULLIVAN - Offensive Asst.



Returned to the Cardinals as an offensive assistant for his second tenure with the team after previously serving as WRs coach (2001-02) and offensive coordinator (2003) ... has 47 years of experience, including 24 seasons in the NFL with the Chargers (1992-96), Lions (1997-2000), Cardinals (2001-03), Dolphins (2004), 49ers (2005-10) and Jaguars (2012-16).

SEAN KUGLER - Offensive Line



Last name pronounced "KOOG-ler" ... a 29-year coaching veteran, has spent 12 seasons as an assistant in the NFL having previously coached with Detroit (2001-05), Buffalo (2007-09) and Pittsburgh (2010-12) in addition to last season with Denver as the Broncos O-Line/guards/centers coach ... was the head coach at his alma mater, Texas-El Paso, for five seasons (2013-17).

CAM TURNER - Offensive Asst./Asst. Quarterbacks



A former WR and QB at The Citadel, now in his second year with Arizona's coaching staff in '19 ... spent three seasons (2015-17) in Carolina, where he assisted WRs for two years before serving as the assistant QBs coach in 2017 ... prior to Carolina, spent two seasons (2013-14) as the QBs and WRs coach at Florida International.

RANDALL McCRAY - Asst. Special Teams



Now in his second year with the Cardinals in '19 ... a college assistant coach for 26 seasons, was hired by the Cardinals in 2018 ... came to Arizona after spending two years as Texas State's assistant head coach, defensive coordinator and LBs coach ... began his coaching career as a grad assistant at South Carolina in 1991.

SPENCER WHIPPLE - Offensive Quality Control



In his first NFL season after spending the past seven years at the college level ... coached the last five seasons (2014-18) at the Univ. of Massachusetts where he served as the passing game coordinator/QBs coach in '18 ... joined the UMass staff in 2014 as TE's coach before working the following three seasons (2015-17) as passing game coordinator/WRs coach.

RUSTY MCKINNEY - Defensive Asst.



In his first season with the Cardinals - and sixth in the NFL - after spending the past three seasons as a defensive quality control coach with Miami, including working under Cardinals defensive coordinator Vance Joseph in 2016 ... started in the NFL with Cleveland as a coaching intern for two seasons (2014-15) after five seasons (2009-13) at Bentley University.

GREG WILLIAMS - Cornerbacks



Came to Arizona after spending last season coaching DBs with the Broncos ... has 15 years of coaching experience, including 10 seasons in the NFL ... a former WR and DB at the University of North Carolina (1994-97), spent time in training camp with the Bears and Giants ... began his coaching career at Arizona State as an intern in 2003.

BUDDY MORRIS - Strength & Conditioning



Now in his fifth season as the Cards strength and conditioning coach ... previously with the Browns (2002-04), returned to the NFL in 2014 with the Cardinals following stints at the Univ. of Buffalo and the Univ. of Pittsburgh ... in 2009, Muscle & Fitness Magazine named his private gym (New York Sports Center) one of the 10 toughest in America.

CHRIS WILSON - Defensive Asst.



Is in his first season with the Cardinals as a defensive assistant ... came to Arizona after spending the past three seasons (2016-18) as the D-Line coach with the Eagles ... previously coached with the Cardinals as part of the NFL's minority internship program in 1997 ... son, Caleb, is a TE drafted by the Cardinals in the seventh round of the 2019 NFL Draft.

PETERSON HOSTS THANKSGIVING GIVEAWAY



For the third year in a row, CB **Patrick Peterson** partnered with United Food Bank of Arizona to host a "Thanksgiving Giveaway."

Peterson and his teammates distributed 221 Thanksgiving meals to local families in need at the Eisenhower Center for Innovation in Mesa, AZ in November.

In addition to providing Thanksgiving meals, Peterson met, mingled and posed for photos with fans.

Peterson's first "Thanksgiving Giveaway" in partnership with the United Food Bank of Arizona also provided Thanksgiving meals to 221 Arizona families at Fees Prep Elementary School in Tempe.

CARDS HOST "KINGPIN CHALLENGE"

The Cardinals and Cardinals Charities hosted the 12th annual bowling themed "Kingpin Challenge" in early November (11/4).

Attended by Cardinals players and coaches, "Kingpin Challenge" is the team's major fall fundraising event with proceeds benefitting Cardinals Charities.

A portion of this year's proceeds will benefit Hyundai's "Hope on Wheels" program which is committed to funding pediatric cancer research and raising awareness for childhood cancer. In addition to bowling, the event included a cocktail hour and a silent auction. It also featured appearances by team mascot Big Red and Cardinals Cheerleaders.

Founded in 1990, Cardinals Charities supports programs designed to improve the quality of life and enhance opportunities for children, women, and minorities in the state of Arizona.



FITZ AND GARTH TEAM UP



Cardinals WR **Larry Fitzgerald** recently partnered with country music artist and friend **Garth Brooks** to donate electronics to 32 schools in the Phoenix and Minneapolis metro areas to increase digital literacy.

In September (9/12), Fitzgerald and Brooks (via video call) visited Academia Del Pueblo, a low-income K-8 charter school in Phoenix, to announce their donation.

The visit was known by few, including principal Frank Lomeli, who said "place just absolutely erupted" when Fitzgerald was introduced.

"Technology bridges all gaps," Fitzgerald said in an interview with The Arizona Republic. "It doesn't matter what school you go to. A young person can sit down and learn about anything that they desire to learn about."

The donations include multiple devices from the Microsoft Store, which partnered with Brooks' Teammates for Kids Foundation and Fitzgerald's The First Down Fund. Digital literacy is described as the ability to understand and use digital tools "in communicative, collaborative ways" by the American Library Association.

COREY'S BOOK CLUB



Cardinals DL **Corey Peters** hosts a bi-weekly book club at South Pointe High School through his Peters Educational Enrichment Project (PEEP).

In 2015, Peters established PEEP, which works to supplement the educational system and improve learning environments by providing programs, seminars, motivational speaking and football camps for students of all ages.

CARDINALS SERVE THANKSGIVING DINNER



On Monday (11/25), the Cardinals hosted its 18th annual "Feed the Hungry" event at the Phoenix Rescue Mission.

Team Chairman and President **Michael Bidwill**, **Nicole Bidwill** and a number of players including DL **Zach Allen**, LS **Aaron Brewer**, LB **Dennis Gardeck** and OL **Justin Murray** joined team employees, members from the Arizona Cardinals Women's Club, Cardinals Cheerleaders and team mascot Big Red to serve a Thanksgiving meal to the less fortunate.

"This is the 18th year that we've done this, and I do it every year because it's the beginning of the holiday season. I feel like we all get more out of it than we give," said Michael Bidwill. "Some of the people here are down on their luck, and this is a wonderful place, the Phoenix Rescue Mission."

"It's incredibly humbling to have an opportunity to come out here and serve meals. It's a good way to give back in a season when giving back is really important," said Gardeck.

CARDS "FEED THE FAMILIES"



In October (10/16), Cardinals RB **David Johnson**, LBs **Dennis Gardeck** and **Joe Walker**, Big Red and Cardinals Cheerleaders visited the Ronald McDonald House in Phoenix for a "Feed the Families" event hosted by the Arizona Cardinals Women's Club. The group from the Cardinals provided the families with dinner, drinks and dessert.

The Ronald McDonald House Charities of Phoenix provides a welcoming "home away from home" for children and their families who travel to Phoenix to receive treatment for serious, often life-threatening illnesses and injuries. They help lessen the burden by ensuring families have the stability they need to support their children by providing an atmosphere of comfort, hope and courage while also supporting programs that directly benefit children and their families in the community.

A NIGHT OUT WITH THE ARIZONA CARDINALS



In October (10/7), Cardinals DL **Zach Allen**, LB **Dennis Gardeck**, LS **Corey Peters** and LB **Joe Walker** showed off their culinary skills during "A Night Out with the Arizona Cardinals" at Sakana Sushi & Grill in Phoenix, an annual event that honors cancer survivors.

Gardeck and his teammates were the featured attraction, but hardly the stars of the evening.

That distinction was reserved for the invited guests, survivors of breast cancer and other forms of cancer.

JONES GIVES BACK



In September, LB **Chandler Jones** donated Nike cleats to the football team at his high school alma mater, Union-Endicott in upstate New York.

"I think they're more excited because they're getting a gift from Chandler Jones," said Tom Baleno, the U-E Football Coach, via *Spectrum News*. "He's top-notch, he's mastered his craft in the NFL, and just to have - it could be anything - a gift from him is what's really special."

Jones, a 2008 graduate of U-E, went on to star at Syracuse before the Patriots selected him with the 21st overall pick in the 2012 NFL Draft.

"I think it's fantastic that he inspires us to be the best version of ourselves," Baleno said. "He's a great role model. I think he really embodies what U-E football is. And us as a community, we're very proud of him."



QUARTERBACKS

Brett Hundley – Chandler, AZ native and 2009 Arizona Gatorade Player of the Year. Packers 2015 fifth-round pick out of UCLA, spent his first four NFL seasons with Green Bay (2015-17) and Seattle (2018) before joining Arizona in March.

Kyler Murray – Set an NFL rookie record by throwing 211 consecutive passes without an INT between Weeks 4-10. Ranks sixth in the NFL with 254 completions and holds the franchise rookie record for rushing yards by a QB with 418, trailing only Ravens QB Lamar Jackson among starting QBs this season.

RUNNING BACKS

Kenyan Drake – Played 54 games (16 starts) with the Dolphins prior to joining the Cardinals in a Week 9 trade this season. Entered the league with Miami as a third-round pick (73rd overall) in the 2016 NFL Draft out of Alabama.

Chase Edmonds – Cardinals 2018 fourth-round pick (134th overall) out of Fordham had career highs in scrimmage yards (150), rushing yards (126) and TDs (three) against the Giants in Week 7. Has played 24 games (two starts) for Arizona.

David Johnson – Owns the franchise record for most total TDs through the first five seasons of a player's career with 48. Only three players have more games with 100+ scrimmage yards than Johnson (28) since 2015, and his 14 multi-TD games during that span rank second in the NFL.

Zach Zenner – Five-year NFL veteran has played 40 games for the Lions (2015-18), Saints (2019) and Cardinals (2019). Signed with Detroit as a rookie free agent out of South Dakota State and joined Arizona as a free agent in Week 8 this season.

WIDE RECEIVERS

Damiere Byrd – Signed a one-year contract with the Cardinals in March after playing 17 games (three starts) in three seasons with the Panthers. Has 17 receptions for 178 yards and four kickoff returns for 59 yards in six games (three starts) this year.

Pharoh Cooper – Claimed off waivers by Arizona in Week 16 last season and has played seven games since rejoining the team in Week 5. Earned All-Pro and Pro Bowl honors with the Rams when he led the NFL with 1,331 combined return yards in 2017.

Larry Fitzgerald – Passed HOF TE Tony Gonzalez (1,325) for the second most receptions in NFL history in Week 4 against Seattle. Franchise leader in receptions (1,358), receiving yards (16,872), receiving TDs (119), total TDs (119), 100-yard receiving games (49), games played (245) and Pro Bowls (11).

Andy Isabella – Second-round pick (62nd overall) out of UMass, where he was a consensus first-team All-American as a senior in 2018. Has 301 all-purpose yards and a TD on seven catches, three carries and five kickoff returns this season.

KeeSean Johnson – Fifth-round pick (174th overall) out of Fresno State, where he set a program record with 3,463 career receiving yards. Has 21 receptions for 187 yards and a TD in 10 games (four starts) this season.

Christian Kirk – Arizona's 2018 second-round selection (47th overall) became the third player in franchise history with 65+ catches in his first 16 career games – Anquan Boldin (101 in 2003) and Sonny Randle (77 in 1959-60). Matched his previous career total with three TD receptions in Week 10 at Tampa Bay.

Trent Sherfield – Second-year player out of Vanderbilt has 23 catches for 290 yards and a TD in 24 games (three starts) after signing with the Cardinals as an undrafted free agent in 2018.

TIGHT ENDS

Charles Clay – Eight-year NFL veteran joined Arizona in February and has played 123 games (106 starts) for the Dolphins (2011-14), Bills (2015-18) and Cardinals (2019). First TE in Bills history with 500 receiving yards in three straight seasons.

Darrell Daniels – Washington product entered the NFL as a rookie free agent with the Colts and was claimed by Arizona following his release by Seattle last season. Has played 31 games for the Cardinals (2018-19), Seahawks (2018) and Colts (2017).

Maxx Williams – Signed a one-year contract and two-year extension with the Cardinals after four seasons in Baltimore, where he was a 2015 second-round pick (55th overall) out of Minnesota. Has 11 catches for 139 yards and a TD this season.

OFFENSIVE LINE

Mason Cole – Cardinals 2018 third-round pick (97th overall) was one of just six NFL rookie offensive lineman to start all 16 games last season and the fourth in franchise history to accomplish the feat. Has started two games at LG this season.

Lamont Gaillard – Selected by the Cardinals in the sixth round (179th overall) of the 2019 NFL Draft out of Georgia, where he started all 42 games in his final three years and earned first-team All-SEC accolades as a senior in 2018.

Max Garcia – Signed with the Cardinals as a free agent in the offseason and was activated off the PUP list (knee) in Week 10. Has played 59 games (41 starts) with Denver (2015-18) and Arizona (2019) after being selected by the Broncos in the fourth round (133rd overall) of the 2015 NFL Draft out of Florida.

D.J. Humphries – Cardinals first-round selection (24th overall) in the 2015 NFL Draft has started all 38 NFL games he has played, including the first 10 at RT before moving to LT full-time prior to the 2017 season.

Josh Miles – Selected by Arizona with its first pick in the seventh round (248th overall) of the 2019 NFL Draft, becoming the first Morgan State player ever selected by the Cardinals and just the second player from the program drafted since 1983.

Justin Murray – Has started seven games at RT after being claimed off waivers on 9/1. Spent time with the Broncos, Buccaneers, Saints, Bengals and Raiders since entering the NFL as a rookie free agent with Denver in 2016 out of Cincinnati.

Justin Pugh – Started all 81 games he has played with the Giants (2013-17) and Cardinals (2018-19). The former first-round pick (19th overall) signed a five-year contract with Arizona before the 2018 season.

A.Q. Shipley – Originally drafted by the Steelers in the seventh round (226th overall) of the 2009 NFL Draft and has played 100 games (65 starts) for the Colts (2012, '14), Ravens (2013) and Cardinals (2015-19). Started 32 consecutive games for the Cardinals during the 2016-17 seasons.

J.R. Sweezy – Entered the NFL with Seattle as a seventh-round selection (225th overall) in the 2012 NFL Draft and has played 99 games (89 starts) with the Seahawks (2012-15, '18), Buccaneers (2016-17) and Cardinals (2019).



DEFENSIVE LINE

Miles Brown – Has played four games for the Cardinals while splitting time between the active roster and the practice squad this season. Joined the team as a rookie free agent out of Wofford.

Jonathan Bullard – Chicago's third-round pick (72nd overall) in the 2016 NFL Draft was claimed by Arizona after training camp roster cuts. Florida product has played 54 games (11 starts) with the Bears (2016-18) and Cardinals (2019).

Michael Dogbe – Arizona's seventh-round pick (249th overall) in the 2019 NFL Draft out of Temple, where he played with Cardinals LB Haason Reddick. Each of them wore a single-digit jersey number reserved for the team's toughest players.

Rodney Gunter – Arizona's 2015 fourth-round pick (116th overall) re-signed with the Cardinals after a breakout season in 2018. Delaware State product has played 75 career games (36 starts) in five years with the Cardinals.

Zach Kerr – Five-year NFL veteran has played 70 career games (10 starts) with Arizona (2019), Denver (2017-18), Indianapolis (2014-16) since entering the league as an undrafted rookie free agent with the Colts out of Delaware.

Corey Peters – Second-year defensive captain signed a three-year extension to remain in Arizona through 2020. Atlanta's 2010 third-round pick (83rd overall) has played 124 games (107 starts) for the Cardinals (2015-19) and Falcons (2010-14).

LINEBACKERS

Dennis Gardeck – Signed as an undrafted rookie free agent out of Sioux Falls and played a team-high 386 snaps on special teams last season. Has 14 special teams tackles in 25 career games and has deflected three punts in his last 10 games.

Jordan Hicks – Leads the league with a career-high 111 tackles and has more 10+ tackle games (seven) than any other NFL defender this season. Philadelphia's 2015 second-round pick (84th overall) signed a four-year contract with Arizona in March.

Chandler Jones – Two-time Pro Bowler (2015, '17) leads the NFL in sacks (53.5) since joining the Cardinals in a trade prior to the 2016 season. Tied for the NFL lead with 12.5 sacks this season, which represent the highest total in franchise history through the first 11 games of a season.

Cassius Marsh Sr. – Six-year NFL veteran has played 79 games with Seattle (2014-16, '17), New England (2017), San Francisco (2017-18) and Arizona (2019). Seattle's 2014 fourth-round pick (108th overall) joined the Cardinals in Week 1 this season.

Haason Reddick – Cardinals first-round pick (13th overall) in the 2017 NFL Draft out of Temple has played all 43 games (20 starts) in his first three NFL seasons. Began his college career as a walk-on CB and earned a scholarship after his junior season.

Pete Robertson – Elevated to the active roster from the practice squad and made his Cardinals debut in Week 10. Entered the league as rookie free agent with Seattle out of Texas Tech in 2016 and played for games with Washington in 2017.

Terrell Suggs – Seven-time Pro Bowler, first-team All-Pro and 2011 NFL Defensive Player of the Year joined the Cardinals as a free agent in March after 16 seasons in Baltimore. Leads all active NFL defenders in games played (240), career sacks (138.0) and forced fumbles (37).

Ezekiel Turner – Signed with Arizona as an undrafted rookie free agent out of Washington and led the NFL with 13 solo tackles on special teams in 2018, according to official league stats. Has 27 special teams tackles in 23 career games.

Joe Walker – Picked in the seventh round (251st overall) in 2016 by Philadelphia and won Super Bowl LII with the Eagles. Has played 25 games (six starts) since signing with the Cardinals off the Eagles practice squad last season.

DEFENSIVE BACKS

Budda Baker – Leads all NFL DBs with 98 tackles this season, and has the second-most tackles for loss (12) by an NFL DB since 2018. Arizona's 2017 second-round pick (36th overall) out of Washington earned Pro Bowl and first-team All-Pro honors as a special teamer during his rookie season.

Chris Banjo – Six-year NFL veteran has played 84 games (two starts) with Arizona (2019), New Orleans (2016-18) and Green Bay (2013-16). SMU product signed with the Cardinals in Week 4 after being released by the Saints this season.

Tramaine Brock Sr. – Entered the league as a rookie free agent out of Belhaven College in 2010 and has played 111 games (51 starts) with San Francisco (2010-16), Minnesota (2017), Denver (2018) and Arizona (2019).

Chris Jones – Has played nine games for the Cardinals while splitting time between the active roster and practice squad since entering the NFL as a rookie free agent with Detroit last season.

Byron Murphy Jr. – Arizona's 2019 second-round pick (33rd overall) out of Washington ranks second among NFL rookies with seven passes defended, which is the fifth most in franchise history through the first 11 games of a player's career.

Kevin Peterson – Entered the league as an undrafted rookie free agent with the Bears out of Oklahoma State in 2016. Has played 17 career games (two starts) with the Rams (2017) and Cardinals (2019) during his NFL career.

Patrick Peterson – Eight-time Pro Bowler is tied for seventh in franchise history and ranks fifth among NFL defenders since 2011 with 24 career INTs. Fifth overall pick in the 2011 NFL Draft out of LSU has started all 133 games he has played.

Deionte Thompson – Has played 10 games (two starts) after being drafted in the fifth round (139th overall) of the 2019 NFL Draft out of Alabama where he earned consensus first-team All-American honors in his final season with the Crimson Tide.

Jalen Thompson – Fifth-round pick in the 2019 supplemental draft out of Washington State, where he totaled six INTs and 23 passes defended in 39 games. Has 37 tackles and one INT in 10 games (six starts) during his rookie campaign.

Charles Washington – Has played 36 games with the Lions (2016-18) and Cardinals (2019) since entering the league as a rookie free agent with Detroit in 2016. Has played seven games after being claimed off waivers by the Cardinals this season.

SPECIALISTS

Aaron Brewer – Has played 112 regular season and eight playoff games for Arizona (2016-19) and Denver (2012-15).

Zane Gonzalez – ASU product and Lou Groza Award winner leads the NFL with 26 FGs and is tied for third with 98 points. Cleveland's 2017 seventh-round pick joined Arizona last season.

Andy Lee – Four-time All-Pro ranks second in the NFL with a 48.8-yard gross punting average. Joined Arizona in 2017 after playing for the 49ers (2004-14), Browns (2015) and Panthers (2016).



WEEK 1
Detroit Lions 27, Arizona Cardinals 27
60,687 State Farm Stadium Sep 8, 2019

Detroit Lions	0	17	0	7	3	—	27
Arizona Cardinals	0	3	3	18	3	—	27

Recap

For the 1st 3 quarters of Arizona's regular season opener, the visiting Lions were spoiling the debut of new head coach Kliff Kingsbury and rookie QB Kyler Murray. Early in the 4th quarter, Detroit went up 18 and to that point had held AZ to just 2 FGs. But down 24-6, Murray shrugged off a challenging start and led the Cards to 21 consecutive points. He threw one TD pass with 5:51 remaining to cut it to 8 and then with :43 left completed a TD pass and a two-point conversion to force overtime. After each team notched a FG on their opening possession of OT, the game would end in a rare week 1 tie. In the 4th quarter and OT, Murray was 20-29 passing for 238 yards with 2 TDs & no INTs (116.7 rating). The game's leading receiver was the ageless Larry Fitzgerald (8-113, TD) who also set the franchise record for career games played (235).

Early on Detroit DB Tracy Walker picked off a Murray pass along the sideline midway thru the 1st, setting the Lions up at the AZ24. But on the next snap, LB Chandler Jones sacked QB Matthew Stafford forcing a fumble that Jones recovered himself. The next Lions drive reached the AZ37 and Matt Prater's 55-yard FG made it 3-0. Two plays into the ensuing DET possession, Stafford found WR Danny Amendola open down the right sideline for a 47-yard TD and a 10-0 lead. That lead increased to 17-0 on the next Lions series when Stafford capped a 9-play, 95-yard drive with a 9-yard pass to WR Kenny Golladay. AZ created a spark 2 minutes later when DET's Jamal Agnew muffed a punt and Trent Sherfield recovered at the DET8 with 1:40 before intermission. David Johnson's 7-yard run took it to the 1, but the Cards couldn't punch it in on either of the next 2 plays and Zane Gonzalez's 20-yard FG made it 17-3 at the half.

The 3rd quarter's only points came on a 42-yard Gonzalez FG but early in the 4th, Stafford hit rookie TE T.J. Hockenson with a 23-yard TD pass in the back of the end zone that made it 24-6. Three plays later the Cards faced a 3rd-n-14 at their own 22 when Fitzgerald hauled in a 41-yarder to the DET 37 that set-up another Gonzalez FG. With 5:57 left, Murray ended a 7-play, 70-yard drive with a 27-yard TD pass to David Johnson down the middle that made it an 8-point game (24-17). DET then advanced to its own 49 but AZ forced a punt that LB Dennis Gardeck tipped, setting the Cards up at their own 40. With under a minute to play, they reached the DET4 when Fitzgerald hauled in a TD pass and Christian Kirk tied the game with his catch on the 2-point conversion. AZ won the coin toss in OT and on the 2nd play of it Murray & Fitzgerald connected on a 45-yard pass to the DET23. The Cards would reach the 8 but no further and went up 3 on a 28-yard Gonzalez FG. The Lions responded by advancing to the AZ 15 where Prater's 33-yarder made it 27-27. Each team would get the ball once more. AZ advanced to the DET46 but punted on 4th-n-7 with 1:10 to go. The decision nearly paid off on a 3rd-n-9 at the DET15 with :11 left when Stafford was nearly picked by Tramaine Brock but the veteran DB could not hold on.

Scoring Drives

TEAM	QTR	TIME	SCORING PLAY	DET	ARI
Lions	1	14:07	M.Prater 55 yd. Field Goal (10-43, 5:38)	3	0
Lions	2	12:23	D.Amendola 47 yd. pass from M.Stafford (M.Prater kick) (2-51, 0:47)	10	0
Lions	2	03:38	K.Golladay 9 yd. pass from M.Stafford (M.Prater kick) (9-95, 6:09)	17	0
Cardinals	2	01:19	Z.Gonzalez 20 yd. Field Goal (4-6, 0:21)	17	3
Cardinals	3	04:38	Z.Gonzalez 42 yd. Field Goal (8-42, 2:34)	17	6
Lions	4	14:47	T.Hockenson 23 yd. pass from M.Stafford (M.Prater kick) (10-82, 4:51)	24	6
Cardinals	4	11:09	Z.Gonzalez 34 yd. Field Goal (10-58, 3:38)	24	9
Cardinals	4	05:57	D.Johnson 27 yd. pass from K.Murray (Z.Gonzalez kick) (7-70, 2:55)	24	16
Cardinals	4	00:43	L.Fitzgerald 4 yd. pass from K.Murray (K.Murray-C.Kirk pass) (9-60, 1:48)	24	22
Cardinals	5	07:17	Z.Gonzalez 28 yd. Field Goal (7-65, 2:43)	24	27
Lions	5	03:48	M.Prater 33 yd. Field Goal (8-60, 3:29)	27	27

Detroit Lions

PASSING	ATT	CP	YDS	SK/YD	TD	LG	INT	RTG
Matthew Stafford	45	27	385	3/24	3	47	0	110.0
TOTAL	45	27	385	3/24	3	47	0	110.0
RUSHING	ATT	YDS	AVG	LG	TD			
Kerryon Johnson	16	49	3.1	9	0			
C.J. Anderson	11	35	3.2	9	0			
Matthew Stafford	3	22	7.3	12	0			
Ty Johnson	1	6	6.0	6	0			
Marvin Jones Jr.	1	4	4.0	4	0			
TOTAL	32	116	3.6	12	0			
RECEIVING	NO	YDS	AVG	LG	TD			
Danny Amendola	7	104	14.9	47t	1			
T.J. Hockenson	6	131	21.8	39	1			
Kenny Golladay	4	42	10.5	13	1			
Marvin Jones Jr.	4	56	14.0	23	0			
J.D. McKissic	2	24	12.0	12	0			
Kerryon Johnson	2	13	6.5	7	0			
Jesse James	1	15	15.0	15	0			
Nick Bawden	1	0	0.0	0	0			
TOTAL	27	385	14.3	47	3			
TOP DEFENSE	TOT	SOLO	AST	SCK	YDS	INT		
Tracy Walker	9	9	0	0.0	0.0	1		
Rashaan Melvin	8	8	0	0.0	0.0	0		
Christian Jones	5	5	0	1.0	3.0	0		
FIELD GOALS	FGA/FGM					PERCENT		
Matt Prater	2-2					100.0		
TOTAL	2-2					100.0		

Arizona Cardinals

PASSING	ATT	CP	YDS	SK/YD	TD	LG	INT	RTG
Kyler Murray	54	29	308	5/33	2	45	1	75.2
TOTAL	54	29	308	5/33	2	45	1	75.2
RUSHING	ATT	YDS	AVG	LG	TD			
David Johnson	18	82	4.6	18	0			
Kyler Murray	3	13	4.3	9	0			
Christian Kirk	1	12	12.0	12	0			
Chase Edmonds	1	5	5.0	5	0			
TOTAL	23	112	4.9	18	0			
RECEIVING	NO	YDS	AVG	LG	TD			
Larry Fitzgerald	8	113	14.1	45	1			
David Johnson	6	55	9.2	27	1			
KeeSean Johnson	5	46	9.2	15	0			
Christian Kirk	4	32	8.0	10	0			
Damiere Byrd	4	42	10.5	19	0			
Charles Clay	1	5	5.0	5	0			
Maxx Williams	1	15	15.0	15	0			
TOTAL	29	308	10.6	45	2			
TOP DEFENSE	TOT	SOLO	AST	SCK	YDS	INT		
Jordan Hicks	16	13	3	0.0	0.0	0		
Budda Baker	9	7	2	0.0	0.0	0		
Chandler Jones	9	7	2	1.0	10.0	0		
FIELD GOALS	FGA/FGM					PERCENT		
Zane Gonzalez	4-4					100.0		
TOTAL	4-4					100.0		

Team Statistics

	Lions	Cardinals
First Downs	23	21
Total Net Yards	477	387
Rushes/Net Yards	32/116	23/112
Net Passing	361	275
Pass Attempts/Completions	45/27	54/29
Had Intercepted	0	1
Sacked/Yards Lost	3/24	5/33
Punts/Average	8/39.3	8/47.5
Penalties/Yards	9/59	7/35
Fumbles/Lost	3/2	0/0
Possession Time	39:23	30:37



WEEK 2

Arizona Cardinals 17, Baltimore Ravens 23

70,126 M&T Stadium Sep 15, 2019



Arizona Cardinals	3	3	3	8	—	17
Baltimore Ravens	7	10	0	6	—	23

Recap

In week 2 at Baltimore, the Cardinals faced a Ravens team that scored 59 points and 8 touchdowns in its season opening win at Miami 7 days earlier. It was also a showdown of young, dynamic QBs pitting AZ's rookie Tyler Murray vs. BAL's 2nd-year player Lamar Jackson. Neither disappointed. Jackson threw for 272 yards and a pair of touchdowns while adding another 120 yards on the ground. Murray completed 25 of 40 passes for 349 yards and joined Cam Newton as the only players in NFL history to eclipse 300 passing yards in their first two career games. Early in the 4th quarter, Murray led a 79-yard TD drive that pulled the Cards to within 3 points. After a Ravens FG on the ensuing drive made it a 6-point game, AZ got it back twice more with the chance to score a go-ahead TD but was not able. WR Christian Kirk finished with his 1st career 100-yard day and led all receivers with 114 yards on 6 catches. Fellow wideout Larry Fitzgerald topped the century mark for the 2nd straight week and finished with 5 receptions for 104 yards. The loss dropped the Cards to 0-1-1 while the Ravens improved to 2-0.

Baltimore opened the scoring on its first possession when Jackson's 27-yard scoring pass to TE Mark Andrews capped a 7-play, 94-yard drive. The Ravens penetrated AZ territory on their next drive but turned it over on downs thanks to a Cards stop on 4th-n-3 at the AZ43. Murray then completed 4 straight passes to get AZ to the Ravens 4 but AZ came away with just a Zane Gonzalez FG that made it 7-3. After Justin Tucker's 33-yarder made it 10-3 on the next series, the Cards again marched into the red zone. They got as far as the 4 but had to settle for a short Gonzalez FG. The Ravens then went up 17-6 just before halftime thanks to a 1-yard Jackson TD pass to TE Hayden Hurst at the end of an 85-yard drive.

On its 1st possession of the 3rd quarter, the AZ offense again reached the Baltimore 5 thanks to 4 Murray completions that included a 40-yarder to Fitzgerald. For the 3rd time they came away with a Gonzalez FG and the score was 17-9. The next series saw the Ravens reach the 6 but they too had to settle for a short FG that made it 20-9 early in the 4th. On the next play from scrimmage, Murray & Fitzgerald connected to a 54-yard completion to the 25 and 3 plays later, David Johnson ran it in from a yard out. That TD combined with a Murray to KeeSean Johnson pass on the 2-point try made it 20-17 with 12:52 left. Tucker's 51-yard FG midway thru the 4th made it a 6-point game. The Cards would get the ball back twice more but could not threaten. With 3:13 remaining, the Ravens faced a 3rd-n-11 at their own 44 when Jackson hit rookie WR Marquise Brown deep down the right sideline for a 41-yard game that iced the game.

Scoring Drives

TEAM	QTR	TIME	SCORING PLAY	ARI	BAL
Ravens	1	08:06	M.Andrews 27 yd. pass from L.Jackson (J.Tucker kick) (7-94, 3:56)	0	7
Cardinals	1	02:18	Z.Gonzalez 22 yd. Field Goal (7-53, 2:16)	3	7
Ravens	2	14:07	J.Tucker 33 yd. Field Goal (9-60, 3:11)	3	10
Cardinals	2	08:31	Z.Gonzalez 21 yd. Field Goal (13-83, 5:36)	6	10
Ravens	2	03:49	H.Hurst 1 yd. pass from L.Jackson (J.Tucker kick) (9-85, 4:42)	6	17
Cardinals	3	09:00	Z.Gonzalez 21 yd. Field Goal (9-81, 3:48)	9	17
Ravens	4	14:56	J.Tucker 28 yd. Field Goal (16-70, 9:04)	9	20
Cardinals	4	12:52	D.Johnson 1 yd. run (K.Murray-K.Johnson pass) (4-79, 2:04)	15	20
Ravens	4	08:56	J.Tucker 51 yd. Field Goal (9-42, 3:56)	17	23

Arizona Cardinals

PASSING	ATT	CP	YDS	SK/YD	TD	LG	INT	RTG
Kyler Murray	40	25	349	3/20	0	54	0	90.5
TOTAL	40	25	349	3/20	0	54	0	90.5
RUSHING	ATT	YDS	AVG			LG		TD
David Johnson	7	14	2.0			4		1
Kyler Murray	3	4	1.3			7		0
Chase Edmonds	1	2	2.0			2		0
TOTAL	11	20	1.8			7		1
RECEIVING	NO	YDS	AVG			LG		TD
Christian Kirk	6	114	19.0			34		0
Damiere Byrd	6	45	7.5			13		0
Larry Fitzgerald	5	104	20.8			54		0
Chase Edmonds	2	15	7.5			10		0
Michael Crabtree	2	13	6.5			9		0
Charles Clay	1	6	6.0			6		0
David Johnson	1	0	0.0			0		0
KeeSean Johnson	1	31	31.0			31		0
Maxx Williams	1	21	21.0			21		0
TOTAL	25	349	14.0			54		0
TOP DEFENSE	TOT	SOLO	AST	SCK	YDS	INT		
Budda Baker	12	6	6	0.0	0.0	0		
Jordan Hicks	12	10	2	0.0	0.0	0		
D.J. Swearingen Sr.	10	8	2	0.0	0.0	0		
FIELD GOALS			FGA/FGM				PERCENT	
Zane Gonzalez			3-3				100.0	
TOTAL			3-3				100.0	

Baltimore Ravens

PASSING	ATT	CP	YDS	SK/YD	TD	LG	INT	RTG
Lamar Jackson	37	24	272	2/14	2	41	0	104.8
TOTAL	37	24	272	2/14	2	41	0	104.8
RUSHING	ATT	YDS	AVG	LG	TD			
Lamar Jackson	16	120	7.5	19	0			
Mark Ingram II	13	47	3.6	16	0			
Gus Edwards	3	11	3.7	4	0			
Justice Hill	1	4	4.0	4	0			
TOTAL	33	182	5.5	19	0			
RECEIVING	NO	YDS	AVG	LG	TD			
Mark Andrews	8	112	14.0	28	1			
Marquise Brown	8	86	10.8	41	0			
Mark Ingram II	2	30	15.0	20	0			
Hayden Hurst	1	1	1.0	1	1			
Justice Hill	1	10	10.0	10	0			
Miles Boykin	1	11	11.0	11	0			
Nick Boyle	1	14	14.0	14	0			
Patrick Ricard	1	3	3.0	3	0			
Willie Snead IV	1	5	5.0	5	0			
TOTAL	24	272	11.3	41	2			
TOP DEFENSE	TOT	SOLO	AST	SCK	YDS	INT		
Brandon Carr	7	6	1	1.0	7.0	0		
Marlon Humphrey	6	5	1	0.0	0.0	0		
Anthony Averett	4	4	0	0.0	0.0	0		
FIELD GOALS	FGA/FGM					PERCENT		
Justin Tucker	3-3					100.0		
TOTAL	3-3					100.0		

Team Statistics

	Cardinals	Ravens
First Downs	15	26
Total Net Yards	349	440
Rushes/Net Yards	11/20	33/182
Net Passing	329	258
Pass Attempts/Completions	40/25	37/24
Had Intercepted	0	0
Sacked/Yards Lost	3/20	2/14
Punts/Average	5/53.4	3/43.0
Penalties/Yards	8/70	10/62
Fumbles/Lost	1/0	2/0
Possession Time	22:22	37:38

CARDINALS GAME SUMMARIES



WEEK 3 Carolina Panthers 38, Arizona Cardinals 20 60,104 ■ State Farm Stadium ■ Sep 22, 2019

Carolina Panthers	0	14	14	10	—	38
Arizona Cardinals	7	3	10	0	—	20

Recap

Hosting the Panthers in week 3, the Cardinals took a 17-14 lead early in the 3rd quarter on a 3-yard TD catch & run by RB David Johnson. From there, though, Carolina outscored Arizona 24-3 on the strength of big plays, a pair of AZ turnovers and the right arm of young back-up QB Kyle Allen. The Scottsdale native and one-time college teammate of Cards starter Kyle Murray made his 2nd career start in place of Cam Newton and threw for 261 yards and 4 TDs. Two of the TD passes went to TE Greg Olsen while RB Christian McCaffrey ran for 153 yards and a score to pace the Panthers.

On the game's opening drive, Carolina reached the AZ15 where they faced a 3rd-n-5. Cards LB Chandler Jones came off the edge and strip-sacked Allen, forcing a fumble that he recovered himself at the CAR26. From there the AZ offense methodically moved 74 yards in 14 plays and Murray ended it with a 1-yard TD pass to Larry Fitzgerald. On that drive Murray completed 7 of 8 passes and ran 3 times for 28 yards. Carolina answered quickly. WR Curtis Samuel's 5-yard catch in the back of the end zone capped an 11-play, 75-yard drive and the game was tied at 7 early in the 2nd. Late in the quarter, the Cards advanced to the CAR18 and Zane Gonzalez's 34-yard FG made it 10-7 with 1:36 to go before halftime. That was more than enough time for Carolina. On the 3rd play of the next drive, Allen connected on a deep crossing pattern with WR D.J. Moore who turned it into a 52-yard score. The Cardinals nearly answered on the next snap from scrimmage when Murray appeared to hit Christian Kirk on a huge pass play down the deep middle but the WR could not hold on and the Panthers led 14-10 at intermission.

The Cards got the ball to open the 2nd half and took the lead on that possession; on 3rd-n-goal from the 3, Murray hit Johnson with a short pass that the RB muscled into the end zone to give AZ a 3-point lead. The Panthers again had an answer and ended a 7-play, 80-yard drive with Allen's 3-yard scoring pass to Olsen that put Carolina back up 21-17. The Cards looked like they'd reclaim the lead when WR Trent Sherfield was wide open down the left sideline but he and Murray could not connect and a 47-yard Gonzalez FG trimmed the lead to 1. However, on the 2nd play of the next drive McCaffrey would burst thru the middle for a 76-yard TD run that made it 28-20. Things went from bad to worse for AZ two plays later when CB Donte Jackson picked off Murray and returned it to the AZ22. Another 3-yard Olsen TD catch followed and in the blink of an eye, the Panthers suddenly had a 15-point lead with 13:32 remaining. The Cardinals would get no closer and a 36-yard Joey Slye FG with 4:27 left provided the game's final points.

Scoring Drives

TEAM	QTR	TIME	SCORING PLAY	CAR	ARI
Cardinals	1	04:30	L.Fitzgerald 1 yd. pass from K.Murray (Z.Gonzalez kick) (14-74, 6:17)	0	7
Panthers	2	14:09	C.Samuel 5 yd. pass from K.Allen (J.Slye kick) (11-75, 5:21)	7	7
Cardinals	2	01:36	Z.Gonzalez 34 yd. Field Goal (15-53, 5:58)	7	10
Panthers	2	00:49	D.Moore 52 yd. pass from K.Allen (J.Slye kick) (3-75, 0:47)	14	10
Cardinals	3	11:20	D.Johnson 3 yd. pass from K.Murray (Z.Gonzalez kick) (9-75, 3:40)	14	17
Panthers	3	07:44	G.Olsen 3 yd. pass from K.Allen (J.Slye kick) (7-75, 3:36)	21	17
Cardinals	3	02:47	Z.Gonzalez 47 yd. Field Goal (12-49, 4:57)	21	20
Panthers	3	01:53	C.McCaffrey 76 yd. run (J.Slye kick) (2-84, 0:54)	28	20
Panthers	4	13:32	G.Olsen 3 yd. pass from K.Allen (J.Slye kick) (6-22, 2:42)	35	20
Panthers	4	04:27	J.Slye 36 yd. Field Goal (4-4, 0:18)	38	20

Carolina Panthers

PASSING	ATT	CP	YDS	SK/YD	TD	LG	INT	RTG
Kyle Allen	26	19	261	2/21	4	52	0	144.4
TOTAL	26	19	261	2/21	4	52	0	144.4
RUSHING	ATT	YDS	AVG	LG	TD			
Christian McCaffrey	24	153	6.4	76t	1			
D.J. Moore	1	12	12.0	12	0			
Reggie Bonnafon	2	5	2.5	4	0			
Alex Armah	1	4	4.0	4	0			
Kyle Allen	3	-1	-0.3	1	0			
TOTAL	31	173	5.6	76	1			
RECEIVING	NO	YDS	AVG	LG	TD			
Greg Olsen	6	75	12.5	20	2			
Curtis Samuel	5	53	10.6	15	1			
Christian McCaffrey	3	35	11.7	18	0			
Jarius Wright	2	38	19.0	33	0			
Alex Armah	1	2	2.0	2	0			
Chris Hogan	1	6	6.0	6	0			
D.J. Moore	1	52	52.0	52t	1			
TOTAL	19	261	13.7	52	4			
TOP DEFENSE	TOT	SOLO	AST	SCK	YDS	INT		
Shaq Thompson	11	9	2	1.0	4.0	0		
Luke Kuechly	10	8	2	0.0	0.0	0		
Eric Reid	6	6	0	1.0	1.0	0		
FIELD GOALS	FGA/FGM					PERCENT		
Joey Slye	1-1					100.0		
TOTAL	1-1					100.0		

Arizona Cardinals

PASSING	ATT	CP	YDS	SK/YD	TD	LG	INT	RTG
Kyler Murray	43	30	173	8/46	2	23	2	73.1
TOTAL	43	30	173	8/46	2	23	2	73.1
RUSHING	ATT	YDS	AVG	LG	TD			
Kyler Murray	8	69	8.6	20	0			
David Johnson	11	37	3.4	15	0			
Chase Edmonds	3	15	5.0	8	0			
TOTAL	22	121	5.5	20	0			
RECEIVING	NO	YDS	AVG	LG	TD			
Christian Kirk	10	59	5.9	13	0			
David Johnson	6	28	4.7	17	1			
Larry Fitzgerald	5	36	7.2	23	1			
KeeSean Johnson	3	13	4.3	5	0			
Damiere Byrd	2	9	4.5	11	0			
Michael Crabtree	2	9	4.5	6	0			
Charles Clay	1	9	9.0	9	0			
Chase Edmonds	1	10	10.0	10	0			
TOTAL	30	173	5.8	23	2			
TOP DEFENSE	TOT	SOLO	AST	SCK	YDS	INT		
Haason Reddick	11	8	3	0.0	0.0	0		
Jordan Hicks	11	7	4	0.0	0.0	0		
Budda Baker	6	4	2	0.0	0.0	0		
FIELD GOALS	FGA/FGM					PERCENT		
Zane Gonzalez	2-2					100.0		
TOTAL	2-2					100.0		

Team Statistics

	Panthers	Cardinals
First Downs	21	21
Total Net Yards	413	248
Rushes/Net Yards	31/173	22/121
Net Passing	240	127
Pass Attempts/Completions	26/19	43/30
Had Intercepted	0	2
Sacked/Yards Lost	2/21	8/46
Punts/Average	3/48.3	5/42.4
Penalties/Yards	3/35	7/52
Fumbles/Lost	2/1	0/0
Possession Time	28:16	31:44



WEEK 4
Seattle Seahawks 27, Arizona Cardinals 10
60,500 ■ State Farm Stadium ■ Sep 29, 2019

Seattle Seahawks	10	10	0	7	—	27
Arizona Cardinals	0	3	0	7	—	10

Recap

In a week 4 match-up that was the 1st divisional contest for each team, the Cardinals hosted the Seahawks at State Farm Stadium. The game was nearly even in most statistical categories including 1st downs (21-20), offensive plays (59-59) rushing yards (115-115) and passing yards (225-206). But in the only category that counts, Seattle outscored the Cards 27-10 by capitalizing on its big plays and scoring opportunities while the Cards did not. With the victory, the Seahawks improved to 3-1 while Arizona fell to 0-3-1.

RB David Johnson led the Cardinals with 139 total yards from scrimmage, including 99 receiving yards on 8 catches. With his 5 receptions, WR Larry Fitzgerald moved passed TE Tony Gonzalez into 2nd place on the NFL's all-time receptions list behind only Jerry Rice.

Arizona got the ball to open the game and advanced to the Seattle 25 on that possession but came away with no points when Zane Gonzalez was wide on his 43-yard FG try. It was his first miss of the year after starting the season 9-for-9 on FGs. The Seahawks then moved 52 yards in 10 plays to the AZ15 but their drive stalled there and Jason Myers' 33-yard kick made it 3-0. Two plays later the lead instantly grew to 10-0 when Seahawks DE Jadeveon Clowney snared Kyle Murray's screen pass attempt to David Johnson near the line of scrimmage and returned it 27 yards for a TD. On the next AZ drive, Murray & Johnson did connect, this time on a short pass that the RB took that 31 yards down the middle of the field. It led to a 33-yard Gonzalez FG that made it 10-3. But Seattle would push it to 17-3 on the next series when consecutive Russell Wilson passes picked up 32 & 28 yards and his 9-yard TD toss to TE Will Dissly capped the drive. The Cards were in position to answer on their next series when they reached the SEA30 but another FG miss – this one from 48 – kept the Seahawks lead at 14. A short Myers FG (24) in the closing seconds of the half made it 20-7 at intermission.

The AZ defense forced punts on all 3 Seattle possessions in the 3rd quarter and when Murray capped an 8-play, 80-yard drive with his 1st career rushing TD (9 yards), the score was 20-10 with 10:21 remaining. However, SEA would chew off most of that time on its next drive. It covered 75 yards in 15 plays and consumed 8:08. The possession was aided by a pair of AZ personal fouls and ended with a 9-yard C.J. Prosise TD run that made the final score 27-10.

Scoring Drives

TEAM	QTR	TIME	SCORING PLAY	SEA	ARI
Seahawks	1	04:59	J. Myers 33 yd. Field Goal (11-52, 4:44)	3	0
Seahawks	1	04:15	J. Clowney 27 yd. interception return (J. Myers kick)	10	0
Cardinals	2	13:49	Z. Gonzalez 33 yd. Field Goal (12-60, 5:26)	10	3
Seahawks	2	10:48	W. Dissly 9 yd. pass from R. Wilson (J. Myers kick) (6-75, 3:01)	17	3
Seahawks	4	00:17	J. Myers 24 yd. Field Goal (10-50, 3:53)	20	3
Cardinals	4	10:21	K. Murray 9 yd. run (Z. Gonzalez kick) (8-80, 3:11)	20	10
Seahawks	4	02:13	C. Prosise 9 yd. run (J. Myers kick) (15-75, 8:08)	27	10

Seattle Seahawks

PASSING	ATT	CP	YDS	SK/YD	TD	LG	INT	RTG
Russell Wilson	28	22	240	4/15	1	32	0	114.3
TOTAL	28	22	240	4/15	1	32	0	114.3
RUSHING	ATT	YDS	AVG	LG	TD			
Chris Carson	22	104	4.7	12	0			
Russell Wilson	2	7	3.5	5	0			
C.J. Prosise	3	4	1.3	9t	1			
TOTAL	27	115	4.3	12	1			
RECEIVING	NO	YDS	AVG	LG	TD			
Will Dissly	7	57	8.1	17	1			
Chris Carson	4	41	10.3	17	0			
Tyler Lockett	4	51	12.8	28	0			
Jaron Brown	3	50	16.7	32	0			
Luke Willson	2	26	13.0	17	0			
DK Metcalf	1	6	6.0	6	0			
David Moore	1	9	9.0	9	0			
TOTAL	22	240	10.9	32	1			
TOP DEFENSE	TOT	SOLO	AST	SCK	YDS	INT		
Bobby Wagner	11	6	5	0.0	0.0	0		
K.J. Wright	7	2	5	0.0	0.0	0		
Shaquill Griffin	7	3	4	0.0	0.0	0		
FIELD GOALS	FGA/FGM	PERCENT						
Jason Myers	2-2	100.0						
TOTAL	2-2	100.0						

Arizona Cardinals

PASSING	ATT	CP	YDS	SK/YD	TD	LG	INT	RTG
Kyler Murray	32	22	241	4/35	0	31	1	77.7
TOTAL	32	22	241	4/35	0	31	1	77.7
RUSHING	ATT	YDS	AVG	LG	TD			
David Johnson	11	40	3.6	14	0			
Chase Edmonds	6	37	6.2	10	0			
Kyler Murray	4	27	6.8	15	1			
Christian Kirk	1	6	6.0	6	0			
Andy Isabella	1	5	5.0	5	0			
TOTAL	23	115	5.0	15	1			
RECEIVING	NO	YDS	AVG	LG	TD			
David Johnson	8	99	12.4	31	0			
Larry Fitzgerald	5	47	9.4	15	0			
Christian Kirk	4	37	9.3	18	0			
KeeSean Johnson	2	19	9.5	11	0			
Charles Clay	1	3	3.0	3	0			
Maxx Williams	1	21	21.0	21	0			
Trent Sherfield	1	15	15.0	15	0			
TOTAL	22	241	11.0	31	0			
TOP DEFENSE	TOT	SOLO	AST	SCK	YDS	INT		
Jordan Hicks	12	10	2	0.5	2.5	0		
Haason Reddick	10	5	5	1.0	0.0	0		
D.J. Swearingen Sr.	8	6	2	0.0	0.0	0		
FIELD GOALS	FGA/FGM					PERCENT		
Zane Gonzalez	3-1					33.3		
TOTAL	3-1					33.3		

Team Statistics

	Seahawks	Cardinals
First Downs	21	20
Total Net Yards	340	321
Rushes/Net Yards	27/115	23/115
Net Passing	225	206
Pass Attempts/Completions	28/22	32/22
Had Intercepted	0	1
Sacked/Yards Lost	4/15	4/35
Punts/Average	4/42.8	3/47.0
Penalties/Yards	7/65	7/44
Fumbles/Lost	3/0	0/0
Possession Time	33:24	26:36

CARDINALS GAME SUMMARIES



WEEK 5 Arizona Cardinals 26, Cincinnati Bengals 23 46,012 ■ Paul Brown Stadium ■ Oct 6, 2019



Arizona Cardinals	7	6	0	13	—	26
Cincinnati Bengals	3	3	3	14	—	23

The Cards offense amassed 514 total yards, its most since 2015, and gained 266 rushing yards, the most since 2011. QB Kyler Murray led the way with 93 rushing yards (10 attempts), the 3rd-highest total ever by a Cardinals QB and the most since 1958. Arizona would need every single one of them to earn a hard-fought 26-23 walk-off victory in Cincinnati. RB Chase Edmonds' 37-yard TD scamper down the left sideline put the Cards up 23-9 with 7:13 to play. But the Bengals, who had been held out of the end zone all game, mounted back-to-back TD drives and tied the contest at 23 with exactly 2:00 remaining. That was just enough time for Murray to lead the Cardinals down the field and set-up Zane Gonzalez's 31-yard FG that sailed thru the uprights as time expired. The win improved AZ to 1-3-1 on the season while Cincy fell to 0-5. It came just 4 days after the passing of long-time Cards owner Bill Bidwill and was also the first win for 1st-year head coach Kliff Kingsbury; both occasions were marked with game ball presentations in the post-game locker room.

The Bengals opened the game's scoring on their 1st offensive possession, moving 65 yards in 12 plays but came away with just 3 points via a 23-yard Randy Bullock FG. RB Joe Mixon ran 8 times for 60 yards on that drive but the rest of the game would be limited to just 33 yards on 11 rushes. The Cards answered with a lengthy drive of their own that penetrated deep into Bengals territory. Looking at 4th-n-2 from the 6, Kingsbury opted to go for it and Murray validated his faith by taking it 6 yards off the left side for a TD. Up 7-3, AZ had a chance for more its next possession but it stalled at the 19 and Gonzalez was wide right from 37 yards. Later in the 2nd quarter, he was true from 23, capping a 12-play, 75-yard AZ drive and the Cards were up 10-3. Brandon Wilson returned the ensuing kickoff 52 yards to midfield and that set-up a 48-yard Bullock FG that made it 10-6. In the closing seconds of the 1st half, AZ reached the Cincy 1-yard line but got no closer and Gonzalez's 20-yarder made it 13-6 at intermission.

Bullock provided the only points of the 3rd quarter when his 23-yarder midway thru made it 13-9. On the Bengals next possession, they faced a 4th-n-1 at their own 42 and went for it but the Cards D stopped Andy Dalton at the line of scrimmage to turn it over on downs. Three plays later, the Cards had a 3rd-n-7 at the 39 when Murray lofted it down the middle and Pharoah Cooper made a diving catch for a 28-yard gain to 11. That led to another short Gonzalez FG, this one from 22 that made it 16-9 early in the 4th. After a Bengals punt, the Cards moved to the CIN37 on a 17-yard completion to David Johnson. On the next play, Edmonds ran it around the left end for the TD that gave AZ a 14-point lead midway thru the 4th. The Bengals would not go away. Dalton led them 79 yards in 10 plays and threw a 2-yard TD toss to Auden Tate, trimming the deficit to 7. After a 3-n-out by the Cards, CIN took over at its 19 with 3:41 left. A 29-yard completion to Tyler Boyd moved it to the 48. After back-to-back runs gained 10, Dalton hit Boyd for a 42-yard TD crossing the deep middle to tie it. AZ's offense then rose to the occasion. After an 8-yard Johnson run on the 1st play, the RB hauled in a 24-yard pass from Murray, tight-roping the sideline in front of the Cincy bench. A play later Murray scrambled 24 yards to the 15 and a play after that, Gonzalez nailed the game winner from 31.

Scoring Drives

TEAM	QTR	TIME	SCORING PLAY	ARI	CIN
Bengals	1	08:28	R. Bullock 23 yd. Field Goal (12-65, 5:39)	0	3
Cardinals	1	03:40	K. Murray 6 yd. run (Z. Gonzalez kick) (9-68, 4:48)	7	3
Cardinals	2	05:09	Z. Gonzalez 23 yd. Field Goal (12-75, 5:01)	10	3
Bengals	2	03:27	R. Bullock 48 yd. Field Goal (5-20, 1:42)	10	6
Cardinals	2	00:00	Z. Gonzalez 20 yd. Field Goal (12-73, 3:27)	13	6
Bengals	3	08:34	R. Bullock 23 yd. Field Goal (15-70, 6:26)	13	9
Cardinals	4	13:25	Z. Gonzalez 22 yd. Field Goal (7-38, 3:12)	16	9
Cardinals	4	07:13	C. Edmonds 37 yd. run (Z. Gonzalez kick) (7-78, 3:08)	23	9
Bengals	4	04:08	A. Tate 2 yd. pass from A. Dalton (R. Bullock kick) (10-79, 3:05)	23	16
Bengals	4	02:00	T. Boyd 42 yd. pass from A. Dalton (R. Bullock kick) (4-81, 1:41)	23	23
Cardinals	4	00:00	Z. Gonzalez 31 yd. Field Goal (6-62, 2:00)	26	23

Arizona Cardinals

PASSING	ATT	CP	YDS	SK/YD	TD	LG	INT	RTG
Kyler Murray	32	20	253	1/5	0	28	0	87.1
TOTAL	32	20	253	1/5	0	28	0	87.1
RUSHING	ATT	YDS	AVG			LG		TD
Kyler Murray	10	93	9.3			24		1
David Johnson	17	91	5.4			17		0
Chase Edmonds	8	68	8.5			37t		1
Andy Isabella	2	11	5.5			6		0
KeeSean Johnson	1	3	3.0			3		0
TOTAL	38	266	7.0			37		2
RECEIVING	NO	YDS	AVG			LG		TD
Larry Fitzgerald	6	58	9.7			17		0
Chase Edmonds	3	18	6.0			8		0
David Johnson	3	65	21.7			24		0
KeeSean Johnson	3	22	7.3			9		0
Pharoah Cooper	2	33	16.5			28		0
Charles Clay	1	27	27.0			27		0
Maxx Williams	1	7	7.0			7		0
Trent Sherfield	1	23	23.0			23		0
TOTAL	20	253	12.7			28		0
TOP DEFENSE	TOT	SOLO	AST	SCK	YDS	INT		
Byron Murphy Jr.	9	8	1	0.0	0.0	0		
Jalen Thompson	8	5	3	0.0	0.0	0		
Jonathan Bullard	8	6	2	0.0	0.0	0		
FIELD GOALS		FGA/FGM				PERCENT		
Zane Gonzalez		5-4				80.0		
TOTAL		5-4				80.0		

Cincinnati Bengals

PASSING	ATT	CP	YDS	SK/YD	TD	LG	INT	RTG
Andy Dalton	38	27	262	1/0	2	42	0	107.6
TOTAL	38	27	262	1/0	2	42	0	107.6
RUSHING	ATT	YDS	AVG			LG		TD
Joe Mixon	19	93	4.9			18		0
Giovani Bernard	2	10	5.0			9		0
Andy Dalton	2	5	2.5			5		0
TOTAL	23	108	4.7			18		0
RECEIVING	NO	YDS	AVG			LG		TD
Tyler Boyd	10	123	12.3			42t		1
Damion Willis	4	38	9.5			12		0
Auden Tate	3	26	8.7			15		0
Giovani Bernard	3	16	5.3			7		0
C.J. Uzomah	2	16	8.0			8		0
Tyler Eifert	2	14	7.0			7		0
Alex Erickson	1	7	7.0			7		0
Joe Mixon	1	16	16.0			16		0
Stanley Morgan	1	6	6.0			6		0
TOTAL	27	262	9.7			42		2
TOP DEFENSE	TOT	SOLO	AST	SCK		YDS		INT
Nick Vigil	13	6	7	0.0		0.0		0
Shawn Williams	13	11	2	0.0		0.0		0
Dre Kirkpatrick	8	6	2	0.0		0.0		0
FIELD GOALS			FGA/FGM					PERCENT
Randy Bullock			3-3					100.0
TOTAL			3-3					100.0

Team Statistics

	Cardinals	Bengals
First Downs	26	21
Total Net Yards	514	370
Rushes/Net Yards	38/266	23/108
Net Passing	248	262
Pass Attempts/Completions	32/20	38/27
Had Intercepted	0	0
Sacked/Yards Lost	1/5	1/0
Punts/Average	3/50.0	3/49.0
Penalties/Yards	12/96	7/60
Fumbles/Lost	0/0	1/0
Possession Time	31:03	28:57



WEEK 6

Atlanta Falcons 33, Arizona Cardinals 34

60,140 ■ State Farm Stadium ■ Oct 13, 2019



Atlanta Falcons	7	3	10	13	—	33
Arizona Cardinals	3	17	7	7	—	34

The Cardinals offense scored on its first 5 possessions of the game (3 TDs, 2 FGs) for the first time since 2009 and held a 27-10 lead early in the 3rd quarter. However, the visiting Falcons would catch fire and comeback with 23 points in the 2nd half of a back-n-forth affair that would come down to the wire. Cards RB David Johnson scored his 2nd TD of the game with a diving catch of a Kyler Murray pass in the end zone that put AZ up 34-27 with 5:12 remaining. ATL QB Matt Ryan quickly led the Falcons down the field and with 1:53 remaining tossed a 12-yard scoring pass to RB Devonta Freeman; however on the pivotal game-tying PAT, veteran Matt Bryant missed it to the left. Needing one 1st down to salt the game away, Murray ran for exactly 5 on 3rd-n-5 to win the game. The rookie signal-caller was sharp all afternoon, completing 27 of 37 passes for 340 yards with 3 TDs, no INTs and no sacks while finishing with a 128.2 passer rating. The win was Arizona's 2nd straight and improved the Cards to 2-3-1 on the season. For the Falcons, it was their 4th straight loss and dropped them to 1-5.

Atlanta opened the scoring on the game's 1st series when Ryan's 9-yard TD pass to WR Calvin Ridley capped a 10-play, 80-yard drive. The Cards answered with a 39-yard Zane Gonzalez FG and then took the lead on their next possession. Murray hit WR Damiere Byrd with a 58-yard bomb to the 1 and 2 plays later, he found RB Chase Edmonds for a TD. A 9-yard sack by Corey Peters and Rodney Gunter on 3rd down sent the Falcons 3-n-out and the Cards moved quickly. On 3 consecutive plays AZ moved to the 1 thanks to a 17-yard Johnson run, a 30-yard Johnson catch-n-run, and a short pass to Edmonds that picked up 31. From there Johnson punched it in from a yard away to make it 17-7. A 29-yard Bryant FG made it 17-10 but just before intermission, Gonzalez pushed the lead back to 10 with his 22-yard FG, making it 20-10 at halftime.

The Cards got the ball to open the 2nd half and advanced to the ATL35 where they faced a 4th-n-2. Opting to go for it, TE Charles Clay moved the chains on a 6-yard catch. Two plays later, his fellow TE Maxx Williams caught a cross-field pass from Murray that he took for a TD. Down 27-10, Atlanta started its comeback. A 44-yard Bryant FG was followed by a 93-yard scoring drive that ended when Freeman & Ryan connected on a 7-yard TD pass that made it 27-20 with 1:02 left in the 3rd. After an AZ punt, Ryan moved the Falcons 83 yards in 8 plays and found TE Austin Hooper with a 6-yard game-tying TD. After the teams traded punts, the Cardinals advanced deep into ATL territory and faced a 3rd-n-5 at the 14. Murray lofted a pass into the end zone in Johnson's direction and despite being interfered with, the RB made an incredible diving grab to put AZ up 34-27. The Falcons were not done. Ryan led them 75 yards in 7 plays and again found Freeman for a TD. But this time Bryant did not add the PAT and the Cards still led by 1 with 1:53 remaining. Because ATL had 2 timeouts, one AZ 1st down would be enough to end the game. On 3rd-n-5, Murray kept it around the right end and the spot gave the Cards the pivotal 1st down.

Scoring Drives

TEAM	QTR	TIME	SCORING PLAY	ATL	ARI
Falcons	1	09:23	C.Ridley 9 yd. pass from M.Ryan (M.Bryant kick) (10-80, 5:37)	7	0
Cardinals	1	05:41	Z.Gonzalez 39 yd. Field Goal (9-57, 3:42)	7	3
Cardinals	2	13:02	C.Edmonds 2 yd. pass from K.Murray (Z.Gonzalez kick) (9-86, 4:52)	7	10
Cardinals	2	09:02	D.Johnson 1 yd. run (Z.Gonzalez kick) (4-79, 1:52)	7	17
Falcons	2	03:37	M.Bryant 29 yd. Field Goal (11-64, 5:25)	10	17
Cardinals	2	00:04	Z.Gonzalez 22 yd. Field Goal (15-71, 3:33)	10	20
Cardinals	3	11:25	M.Williams 20 yd. pass from K.Murray (Z.Gonzalez kick) (9-64, 3:35)	10	27
Falcons	3	07:46	M.Bryant 44 yd. Field Goal (8-49, 3:39)	13	27
Falcons	3	01:02	D.Freeman 7 yd. pass from M.Ryan (M.Bryant kick) (10-93, 4:34)	20	27
Falcons	4	10:50	A.Hooper 6 yd. pass from M.Ryan (M.Bryant kick) (8-83, 3:12)	27	27
Cardinals	4	05:12	D.Johnson 14 yd. pass from K.Murray (Z.Gonzalez kick) (5-45, 2:00)	27	34
Falcons	4	01:53	D.Freeman 12 yd. pass from M.Ryan (kick failed, wl) (7-75, 3:19)	33	34

Atlanta Falcons

PASSING	ATT	CP	YDS	SK/YD	TD	LG	INT	RTG
Matt Ryan	36	30	356	2/15	4	30	0	144.9
TOTAL	36	30	356	2/15	4	30	0	144.9
RUSHING	ATT	YDS	AVG	LG	TD			
Devonta Freeman	19	88	4.6	15	0			
Matt Ryan	2	7	3.5	6	0			
Ito Smith	3	6	2.0	3	0			
Keith Smith	1	2	2.0	2	0			
TOTAL	25	103	4.1	15	0			
RECEIVING	NO	YDS	AVG	LG	TD			
Austin Hooper	8	117	14.6	30	1			
Julio Jones	8	108	13.5	22	0			
Calvin Ridley	4	48	12.0	23	1			
Devonta Freeman	3	30	10.0	12t	2			
Mohamed Sanu	3	29	9.7	15	0			
Jaeden Graham	1	21	21.0	21	0			
Kaleb McGary	1	-3	-3.0	-3	0			
Luke Stocker	1	0	0.0	0	0			
Russell Gage	1	6	6.0	6	0			
TOTAL	30	356	11.9	30	4			
TOP DEFENSE	TOT	SOLO	AST	SCK	YDS	INT		
DeVondre Campbell	9	8	1	0.0	0.0	0		
Deion Jones	6	5	1	0.0	0.0	0		
Grady Jarrett	6	2	4	0.0	0.0	0		
FIELD GOALS						FGA/FGM	PERCENT	
Matt Bryant						2-2	100.0	
TOTAL						2-2	100.0	

Arizona Cardinals

PASSING	ATT	CP	YDS	SK/YD	TD	LG	INT	RTG
Kyler Murray	37	27	340	0/0	3	58	0	128.2
TOTAL	37	27	340	0/0	3	58	0	128.2
RUSHING	ATT	YDS	AVG	LG	TD			
Chase Edmonds	5	34	6.8	15	0			
David Johnson	12	34	2.8	17	1			
Kyler Murray	11	32	2.9	14	0			
Pharoh Cooper	1	2	2.0	2	0			
TOTAL	29	102	3.5	17	1			
RECEIVING	NO	YDS	AVG	LG	TD			
David Johnson	6	68	11.3	30	1			
Larry Fitzgerald	6	69	11.5	22	0			
Maxx Williams	3	34	11.3	20t	1			
Pharoh Cooper	3	16	5.3	7	0			
Charles Clay	2	8	4.0	6	0			
Chase Edmonds	2	33	16.5	31	1			
Damiere Byrd	2	60	30.0	58	0			
KeeSean Johnson	2	14	7.0	7	0			
Trent Sherfield	1	38	38.0	38	0			
TOTAL	27	340	12.6	58	3			
TOP DEFENSE	TOT	SOLO	AST	SCK	YDS	INT		
Haason Reddick	9	6	3	0.0	0.0	0		
Jordan Hicks	9	6	3	0.0	0.0	0		
Budda Baker	8	6	2	0.0	0.0	0		
FIELD GOALS	FGA/FGM					PERCENT		
Zane Gonzalez	2-2					100.0		
TOTAL	2-2					100.0		

Team Statistics

Falcons

Cardinals

First Downs	31	24
Total Net Yards	444	442
Rushes/Net Yards	25/103	29/102
Net Passing	341	340
Pass Attempts/Completions	36/30	37/27
Had Intercepted	0	0
Sacked/Yards Lost	2/15	0/0
Punts/Average	3/43.3	3/52.0
Penalties/Yards	8/72	8/57
Fumbles/Lost	1/0	0/0
Possession Time	32:47	27:13



WEEK 7 Arizona Cardinals 27, New York Giants 21 73,577 MetLife Stadium Oct 20, 2019



Arizona Cardinals	14	3	7	3	—	27
New York Giants	0	14	0	7	—	21

On a dreary, drizzly Sunday afternoon at the Meadowlands, the Cardinals extended their win streak to 3 games and improved to 3-3-1 on the season with a 27-21 road win over the Giants. Second-year RB Chase Edmonds saw the most extensive action of his young career, carrying the load due to a David Johnson ankle injury, and he was exceptional. Playing just 18 miles from the Fordham campus where he starred in college, Edmonds ran for 126 yards and 3 TDs, both career bests. The defense was buoyed by the return of all-pro CB Patrick Peterson from a 6-game suspension and led by star LB Chandler Jones whose career-high 4 sacks were all game-altering. In all, AZ dropped NYG rookie QB 8 times, including 7 in the 2nd half and 3 that forced fumbles.

Despite the early east coast start, the Cards started out on fire. On the game's opening series, QB Kyle Murray was 7-7 passing for 46 yards as AZ moved 75 yards in 13 plays; along the way they converted three 3rd downs and a 4th down. Edmonds capped the drive with his 20-yard TD run around the left side. It was the 1st of 3 scoring runs of 20+ yards for Edmonds – something accomplished just 5 other times in NFL history. On the ensuing NYG drive, Chandler Jones' 1st sack backed the Giants into a 3rd-n-13 and was followed by AZ's 1st INT of the year, this one courtesy of LB Jordan Hicks that set the offense up at the NY32. Two Edmonds runs moved it to the 20 and from there he took a delayed handoff and ran up the middle for a score that made it 14-0. Zane Gonzalez's 47-yard FG early in the 2nd extended the lead to 17-0 but the Giants would soon storm back. Their next drive went 79 yards in 4 plays and ended with Jones' 28-yard pass to TE Rhett Ellison. Three snaps later, a lengthy sack on 3rd down forced the Cards to punt from deep in their own end zone; it was blocked by NYG S Michael Thomas and recovered by RB Eli Penny for a TD that pulled the Giants to within 3 with 9:52 left in the half. Just before intermission, NY was driving and had reached the AZ37 but a hold backed them up and the half ended with the Cards leading 17-14.

Midway thru the 3rd, the Giants were again at the AZ37 and trailing by just 3. But on 2nd-n-8 from there, Chandler Jones again got to Daniel Jones, forcing a fumble that he recovered himself at the AZ49. An 11-yard Murray scramble and late hit moved it to the NY22 and from there Edmonds again raced around the left end for his 3rd TD of the day. Down 10 late in the 3rd, NY was again on the move and reached the AZ25. But another Jones sack helped stall the drive and Aldrick Rosas' 37-yard FG try bounced off the right upright. Midway thru the 4th, the Giants capped an 8-play, 82-yard drive with a 7-yard TD run from Saquon Barkley who returned to the lineup after a 3-game absence caused by an ankle injury. Trailing by just 3, NY would get the ball back at its own 25 with 4:23 remaining. They picked up 13 yards on a 1st down completion but on the next play, Jones' 4th sack of the game resulted in a big 8-yard loss. After Barkley picked up just 3 on a 3rd-n-18 draw, NY went for it on 4th-n-15 at its own 33 with 2:35 remaining. Coming untouched on a corner blitz, Peterson leveled Jones forcing a fumble that LB Haason Reddick recovered at the NY17. Three runs forced NY to exhaust its remaining timeouts and Gonzalez's 35-yard FG made it 27-21 with 2:09 left. Sacks by LBs Terrell Suggs and Brooks Reed on the next possession effectively ended the game.

Scoring Drives

TEAM	QTR	TIME	SCORING PLAY	ARI	NYG
Cardinals	1	08:14	C. Edmonds 20 yd. run (Z. Gonzalez kick) (13-75, 6:46)	7	0
Cardinals	1	04:15	C. Edmonds 20 yd. run (Z. Gonzalez kick) (3-32, 1:23)	14	0
Cardinals	2	13:30	Z. Gonzalez 47 yd. Field Goal (9-54, 4:29)	17	0
Giants	2	11:28	R. Ellison 28 yd. pass from D. Jones (A. Rosas kick) (4-79, 2:02)	17	7
Giants	2	09:52	E. Penny blocked punt recovery in end zone (A. Rosas kick)	17	14
Cardinals	3	06:05	C. Edmonds 22 yd. run (Z. Gonzalez kick) (3-51, 1:21)	24	14
Giants	4	08:13	S. Barkley 7 yd. run (A. Rosas kick) (8-82, 4:44)	24	21
Cardinals	4	02:09	Z. Gonzalez 35 yd. Field Goal (4-0, 0:19)	27	21

Arizona Cardinals

PASSING	ATT	CP	YDS	SK/YD	TD	LG	INT	RTG
Kyler Murray	21	14	104	2/15	0	12	0	78.3
TOTAL	21	14	104	2/15	0	12	0	78.3
RUSHING	ATT	YDS	AVG	LG	TD			
Chase Edmonds	27	126	4.7	22t	3			
Kyler Murray	10	28	2.8	11	0			
David Johnson	1	2	2.0	2	0			
TOTAL	38	156	4.1	22	3			
RECEIVING	NO	YDS	AVG	LG	TD			
Pharoah Cooper	4	29	7.3	10	0			
Andy Isabella	2	8	4.0	5	0			
Chase Edmonds	2	24	12.0	12	0			
Charles Clay	1	12	12.0	12	0			
Damiere Byrd	1	4	4.0	4	0			
KeeSean Johnson	1	6	6.0	6	0			
Larry Fitzgerald	1	12	12.0	12	0			
Maxx Williams	1	5	5.0	5	0			
Trent Sherfield	1	4	4.0	4	0			
TOTAL	14	104	7.4	12	0			
TOP DEFENSE	TOT	SOLO	AST	SCK	YDS	INT		
Budda Baker	9	7	2	0.0	0.0	0		
Jordan Hicks	8	5	3	0.0	0.0	1		
Patrick Peterson	7	7	0	1.0	13.0	0		
FIELD GOALS	FGA/FGM		PERCENT					
Zane Gonzalez	2-2		100.0					
TOTAL	2-2		100.0					

New York Giants

PASSING	ATT	CP	YDS	SK/YD	TD	LG	INT	RTG
Daniel Jones	35	22	223	8/67	1	28	1	78.6
TOTAL	35	22	223	8/67	1	28	1	78.6
RUSHING	ATT	YDS	AVG	LG	TD			
Saquon Barkley	18	72	4.0	20	1			
Daniel Jones	4	35	8.8	11	0			
TOTAL	22	107	4.9	20	1			
RECEIVING	NO	YDS	AVG	LG	TD			
Golden Tate	6	80	13.3	20	0			
Bennie Fowler III	4	35	8.8	13	0			
Cody Latimer	4	33	8.3	13	0			
Saquon Barkley	3	8	2.7	10	0			
Darius Slayton	2	28	14.0	20	0			
Rhett Ellison	2	33	16.5	28t	1			
Evan Engram	1	6	6.0	6	0			
TOTAL	22	223	10.1	28	1			
TOP DEFENSE	TOT	SOLO	AST	SCK	YDS	INT		
Antoine Bethea	9	5	4	0.0	0.0	0		
Alec Ogletree	8	3	5	0.0	0.0	0		
Jabrill Peppers	8	4	4	0.0	0.0	0		
FIELD GOALS	FGA/FGM					PERCENT		
Aldrick Rosas	1-0					0.0		
TOTAL	1-0					0.0		

Team Statistics

	Cardinals	Giants
First Downs	18	21
Total Net Yards	245	263
Rushes/Net Yards	38/156	22/107
Net Passing	89	156
Pass Attempts/Completions	21/14	35/22
Had Intercepted	0	1
Sacked/Yards Lost	2/15	8/67
Punts/Average	5/33.8	3/37.3
Penalties/Yards	10/85	6/75
Fumbles/Lost	0/0	3/2
Possession Time	29:59	30:01



WEEK 8

Arizona Cardinals 9, New Orleans Saints 31

73,064 Mercedes-Benz Superdome Oct 27, 2019

Arizona Cardinals	3	3	3	0	—	9
New Orleans Saints	0	10	7	14	—	31

Winners of three straight, the Cardinals closed the first half of their 2019 schedule with a road game in New Orleans. The Saints had won five in a row and all without All-Pro QB Drew Brees (thumb) but the future Hall of Famer returned to the lineup on this day and was sharp, throwing for 373 yards and 3 TDs. The Cards kept it close and were within 4 points of New Orleans midway thru the 3rd, but all 3 of Brees' scoring tosses came after that point and were instrumental in helping the Saints earn the 31-9 victory. The win improved New Orleans to 7-1 and dropped AZ to 3-4-1. The Cards were buoyed by the return of WR Christian Kirk, who missed the previous 3 games with an ankle injury and he gained 79 receiving yards on 8 catches from Kyle Murray, who played his 4th straight turnover-free game.

The Saints got the ball to start the game and advanced to the AZ29 but Will Lutz's 44-yard FG try was wide left. Two snaps later, Murray pitched it to Kirk who took it right, threw back to Murray, who then hit TE Charles Clay deep down the field for a 47-yard gain to the N014. That led to a 31-yard Zane Gonzalez FG that made it 3-0. The Saints would tie it on the ensuing drive that covered 68 yards in 12 plays and Lutz capped it with a 26-yard FG. On the next New Orleans possession, Brees completions of 28 & 16 yards to WR Michael Thomas helped set-up a 9-yard Latavius Murray TD run that made it 10-3 with 9 minutes left in the 1st half. On the next AZ drive, 4 Kyle Murray passes gained 44 yards and set up another 31-yard FG by Gonzalez. Up 10-6, the Saints appeared in position to increase their lead right before halftime when they advanced to the AZ20 with under :30 left and a running clock. With 6 seconds remaining, they snapped it on a 3rd-n-6 play from the AZ20 and Brees seemingly completed a TD pass to back-up TE Dan Arnold but a holding penalty not only wiped away the score but also caused the half to end.

On their opening drive of the 3rd, the Saints crossed into Cardinals territory. On a 1st down play from the AZ46, Brees' pass down the left sideline was picked by CB Patrick Peterson setting up the offense at the N021. Three plays later on 3rd-n-1 from the 30, Murray's pass was incomplete. The Cards went for it on 4th down but RB Chase Edmonds was stopped for no gain and they turned it over on downs. The Saints made them pay 5 plays later when Brees and Murray connected on a 15-yard scoring pass that made it 17-6 with 5:25 to go in the 3rd. The Cards advanced to the N032 on the next possession and a defensive pass interference penalty appeared to set them up at the 1. However, referee Clay Martin's crew picked up the flag and AZ instead settled for a 50-yard Zane Gonzalez FG that made it 17-9 late in the 3rd. The Cards would get no closer as a pair of 4th quarter Brees TD passes made the final score 31-9.

Scoring Drives

TEAM	QTR	TIME	SCORING PLAY	ARI	NO
Cardinals	1	05:41	Z.Gonzalez 31 yd. Field Goal (6-50, 3:13)	3	0
Saints	2	14:13	W.Lutz 26 yd. Field Goal (12-68, 6:28)	3	3
Saints	2	08:59	L.Murray 8 yd. run (W.Lutz kick) (7-71, 3:59)	3	10
Cardinals	2	05:18	Z.Gonzalez 31 yd. Field Goal (9-51, 3:41)	6	10
Saints	3	05:25	L.Murray 15 yd. pass from D.Brees (W.Lutz kick) (5-30, 2:07)	6	17
Cardinals	3	01:42	Z.Gonzalez 50 yd. Field Goal (9-43, 3:43)	9	17
Saints	4	12:48	T.Hill 5 yd. pass from D.Brees (W.Lutz kick) (7-75, 3:54)	9	24
Saints	4	05:18	M.Thomas 9 yd. pass from D.Brees (W.Lutz kick) (3-73, 1:25)	9	31

Arizona Cardinals

PASSING	ATT	CP	YDS	SK/YD	TD	LG	INT	RTG
Kyler Murray	33	19	220	3/19	0	47	0	77.8
Brett Hundley	1	0	0	1/4	0	0	0	39.6
TOTAL	34	19	220	4/23	0	47	0	75.6
RUSHING	ATT	YDS	AVG	LG	TD			
Christian Kirk	1	19	19.0	19	0			
Kyler Murray	2	13	6.5	8	0			
Chase Edmonds	7	8	1.1	3	0			
Zach Zenner	1	0	0.0	0	0			
TOTAL	11	40	3.6	19	0			
RECEIVING	NO	YDS	AVG	LG	TD			
Christian Kirk	8	79	9.9	16	0			
Charles Clay	3	88	29.3	47	0			
Chase Edmonds	2	5	2.5	7	0			
Damierre Byrd	2	18	9.0	9	0			
Larry Fitzgerald	2	8	4.0	6	0			
Maxx Williams	1	9	9.0	9	0			
Zach Zenner	1	13	13.0	13	0			
TOTAL	19	220	11.6	47	0			
TOP DEFENSE	TOT	SOLO	AST	SCK	YDS	INT		
Budda Baker	14	7	7	0.0	0.0	0		
Jordan Hicks	10	6	4	0.0	0.0	0		
Jalen Thompson	7	5	2	0.0	0.0	0		
FIELD GOALS	FGA/FGM					PERCENT		
Zane Gonzalez	3-3					100.0		
TOTAL	3-3					100.0		

New Orleans Saints

PASSING	ATT	CP	YDS	SK/YD	TD	LG	INT	RTG
Drew Brees	43	34	373	0/0	3	36	1	116.4
TOTAL	43	34	373	0/0	3	36	1	116.4
RUSHING	ATT	YDS	AVG	LG	TD			
Latavius Murray	21	102	4.9	28	1			
Dwayne Washington	3	38	12.7	31	0			
Zach Line	2	8	4.0	4	0			
Teddy Bridgewater	2	-2	-1.0	-1	0			
Michael Thomas	1	-9	-9.0	-9	0			
TOTAL	29	137	4.7	31	1			
RECEIVING	NO	YDS	AVG	LG	TD			
Michael Thomas	11	112	10.2	28	1			
Latavius Murray	9	55	6.1	15t	1			
Josh Hill	3	39	13.0	29	0			
Taysom Hill	3	63	21.0	36	1			
Dan Arnold	2	25	12.5	19	0			
Deonte Harris	2	17	8.5	9	0			
Ted Ginn Jr.	2	42	21.0	28	0			
Austin Carr	1	9	9.0	9	0			
Zach Line	1	11	11.0	11	0			
TOTAL	34	373	11.0	36	3			
TOP DEFENSE	TOT	SOLO	AST	SCK	YDS	INT		
Demario Davis	7	5	2	0.0	0.0	0		
A.J. Klein	5	3	2	0.0	0.0	0		
C.J. Gardner-Johnson	5	3	2	0.0	0.0	0		
FIELD GOALS	FGA/FGM					PERCENT		
Wil Lutz	2-1					50.0		
TOTAL	2-1					50.0		

Team Statistics

	Cardinals	Saints
First Downs	10	28
Total Net Yards	237	510
Rushes/Net Yards	11/40	29/137
Net Passing	197	373
Pass Attempts/Completions	34/19	43/34
Had Intercepted	0	1
Sacked/Yards Lost	4/23	0/0
Punts/Average	5/47.6	2/44.0
Penalties/Yards	5/35	2/15
Fumbles/Lost	1/0	0/0
Possession Time	22:01	37:59



WEEK 9

San Francisco 49ers 28, Arizona Cardinals 25
60,986 ■ State Farm Stadium ■ Oct 31, 2019



San Francisco 49ers 7 14 7 0 — 28
Arizona Cardinals 7 0 7 11 — 25

On a Halloween Thursday night, the Cardinals hosted 7-0 San Francisco in a nationally-televised affair. Arizona trailed 21-7 at halftime but clawed back to pull within 3 points with 4:53 left. However, the Cards would get no closer after SF converted a trio of 3rd downs on the game's final drive to earn the 28-25 victory. It allowed the Niners to stay undefeated (8-0) while the Cards dropped to 3-5-1 on the season. AZ's top two RBs – David Johnson and Chase Edmonds – missed the game due to injury, and the bulk of the backfield workload went to Kenyan Drake, who the team acquired just 3 days earlier in a trade with Miami. He was exceptional, rushing for 110 yards and a TD on 15 carries while adding another 52 yards on 4 receptions. QB Kyle Murray threw for 241 yards and a pair of TDs while playing his 5th straight turnover-free game.

AZ got the ball to start the game, and on the first play, Drake ran 36 yards to the SF36. Five plays later he punched it in from 4 yards out on 3rd-n-goal to give the Cards a 7-0 lead. It was just the 3rd rushing TD allowed by San Fran all year. Offensively, the Niners went three-n-out on their 1st two possessions of the game for the first time all season. However, late in the 1st quarter the 49ers would embark on the first of 3 straight TD drives to seize the game's momentum. The first of those TDs came on 3rd-n-3 from the AZ30 when QB Jimmy Garoppolo hit TE George Kittle crossing the middle, and he took it to the end zone. San Fran's next possession saw Garoppolo complete 3 passes to WR Emmanuel Sanders that accounted for 54 of the drive's 76 yards. The scoring play was a 7-yard pass to WR Kendrick Bourne that made it 14-0. Just before intermission, SF drove to the AZ1 where they faced a 4th-n-goal and decided to go for it. The Cardinals defense appeared to stuff a 49ers run play, but AZ had called a timeout just before the snap. On the re-do, Garoppolo fired a quick pass to Sanders that he took into the end zone to give San Fran a 21-7 halftime lead.

A 3rd down LB Chandler Jones sack of Garoppolo halted SF's 1st drive of the 3rd quarter, and on the Cards 1st possession, they went up tempo. Murray completed 4 of 5 passes for 64 yards and ran twice for 13; he ended the 7-play, 83-yard drive with a 9-yard scoring strike to fellow rookie WR KeeSean Johnson that made it 21-14. The Cards recovered an apparent 49ers fumble on the 2nd play of the ensuing drive, but the call on the field was reversed by replay. Five plays later, Garoppolo found WR Dante Pettis in the back of the end zone to put San Fran up 14 with 5:55 left in the 3rd. A 36-yard K Zane Gonzalez FG capped a 13-play, 75-yard Arizona drive and made it 28-17 with 9:24 remaining in the game. After forcing a SF punt, the Cards took over at their own 10 with 4:53 to play. On the drive's 2nd play, Murray hit rookie WR Andy Isabella with a 20-yard pass that he took the distance for an 88-yard TD; a Murray-to-Drake pass on the 2-point try made it a 3-point game with 4:53 remaining. After that, though, the AZ defense could not get the Niners off the field as they converted three straight 3rd downs (needing 11, 3, 9), and that allowed them to kneel the game away.

Scoring Drives

TEAM	QTR	TIME	SCORING PLAY	SF	ARI
Cardinals	1	12:11	K. Drake 4 yd. run (Z. Gonzalez kick) (6-71, 2:49)	0	7
49ers	1	00:04	G. Kittle 30 yd. pass from J. Garoppolo (R. Gould kick) (8-59, 4:26)	7	7
49ers	2	08:58	K. Bourne 7 yd. pass from J. Garoppolo (R. Gould kick) (7-76, 3:30)	14	7
49ers	2	00:00	E. Sanders 1 yd. pass from J. Garoppolo (R. Gould kick) (13-80, 4:58)	21	7
Cardinals	3	09:01	K. Johnson 9 yd. pass from K. Murray (Z. Gonzalez kick) (7-83, 2:41)	21	14
49ers	3	05:55	D. Pettis 21 yd. pass from J. Garoppolo (R. Gould kick) (7-75, 3:06)	28	14
Cardinals	4	09:24	Z. Gonzalez 36 yd. Field Goal (13-75, 6:37)	28	17
Cardinals	4	04:53	A. Isabella 88 yd. pass from K. Murray (K. Murray-K. Drake pass) (2-90, 0:35)	28	23

San Francisco 49ers

PASSING	ATT	CP	YDS	SK/YD	TD	LG	INT	RTG
Jimmy Garoppolo	37	28	317	1/7	4	32	0	136.9
TOTAL	37	28	317	1/7	4	32	0	136.9

RUSHING	ATT	YDS	AVG	LG	TD
Matt Breida	15	78	5.2	31	0
Tevin Coleman	12	23	1.9	8	0
Jimmy Garoppolo	3	2	0.7	4	0
Raheem Mostert	1	-2	-2.0	-2	0
TOTAL	31	101	3.3	31	0

RECEIVING	NO	YDS	AVG	LG	TD
Emmanuel Sanders	7	112	16.0	32	1
George Kittle	6	79	13.2	30t	1
Deebo Samuel	4	40	10.0	17	0
Ross Dwyer	4	29	7.3	11	0
Matt Breida	2	14	7.0	9	0
Tevin Coleman	2	13	6.5	9	0
Dante Pettis	1	21	21.0	21t	1
Jeff Wilson Jr.	1	2	2.0	2	0
Kendrick Bourne	1	7	7.0	7t	1
TOTAL	28	317	11.3	32	4

TOP DEFENSE	TOT	SOLO	AST	SCK	YDS	INT
Fred Warner	9	4	5	0.0	0.0	0
Jimmie Ward	6	5	1	0.0	0.0	0
Emmanuel Moseley	5	4	1	0.0	0.0	0

FIELD GOALS	FGA/FGM	PERCENT
No Field Goals		

Arizona Cardinals

PASSING	ATT	CP	YDS	SK/YD	TD	LG	INT	RTG
Kyle Murray	24	17	241	3/37	2	88	0	130.7
TOTAL	24	17	241	3/37	2	88	0	130.7

RUSHING	ATT	YDS	AVG	LG	TD
Kenyan Drake	15	110	7.3	36	1
Kyle Murray	5	34	6.8	21	0
Christian Kirk	1	8	8.0	8	0
Alfred Morris	1	4	4.0	4	0
Zach Zenner	1	-3	-3.0	-3	0
TOTAL	23	153	6.7	36	1

RECEIVING	NO	YDS	AVG	LG	TD
Kenyan Drake	4	52	13.0	21	0
Larry Fitzgerald	4	38	9.5	20	0
Christian Kirk	2	8	4.0	5	0
KeeSean Johnson	2	22	11.0	13	1
Pharoah Cooper	2	15	7.5	9	0
Andy Isabella	1	88	88.0	88t	1
Charles Clay	1	6	6.0	6	0
Maxx Williams	1	12	12.0	12	0
TOTAL	17	241	14.2	88	2

TOP DEFENSE	TOT	SOLO	AST	SCK	YDS	INT
Budda Baker	13	11	2	0.0	0.0	0
Jordan Hicks	11	8	3	0.0	0.0	0
Joe Walker	9	6	3	0.0	0.0	0

FIELD GOALS	FGA/FGM	PERCENT
Zane Gonzalez	1-1	100.0
TOTAL	1-1	100.0

Team Statistics

49ers Cardinals

First Downs	21	19
Total Net Yards	411	357
Rushes/Net Yards	31/101	23/153
Net Passing	310	204
Pass Attempts/Completions	37/28	24/17
Had Intercepted	0	0
Sacked/Yards Lost	1/7	3/37
Punts/Average	5/46.2	5/50.6
Penalties/Yards	8/75	9/65
Fumbles/Lost	0/0	0/0
Possession Time	34:31	25:29



27

WEEK 10

Arizona Cardinals 27, Tampa Bay Buccaneers 30
40,038 ■ Raymond James Stadium ■ Nov 10, 2019



30

Arizona Cardinals	3	10	7	7	—	27
Tampa Bay Buccaneers	7	10	3	10	—	30

The Cardinals headed to Tampa for a Week 10 showdown against a Bucs team led by former Cards head coach Bruce Arians and a host of other familiar faces on its staff and roster. It was an entertaining back-and-forth affair that featured 5 total lead changes, but ultimately the Bucs made the timely plays to earn the 30-27 win. The game's ending was not without controversy. Tampa trailed by 4 and was at the AZ13 at the 2:00 warning when QB Jameis Winston's pass intended for WR Mike Evans at the goal line fell incomplete setting up a 3rd-n-10. But before the next snap, the replay booth interrupted for a review of the play, and for the 1st time ever, a defensive pass interference penalty was added via booth-initiated replay. That set up RB Peyton Barber's 1-yard TD run that put Tampa up 30-27 with 1:43 left. The Cards would pick up one 1st down on the next drive but faced a 3rd-n-20 from the AZ38 with just 10 seconds left. On that play, QB Kyle Murray lofted a pass to WR Pharoah Cooper who was interfered with by CB Jamel Dean at the TB19. However, no flag was dropped, and this time the replay booth chose not to intervene. Instead of a game-tying FG attempt on an untimed down, the game ended. With the win, Tampa improved to 3-6 while AZ fell to 3-6-1.

Momentum shifted throughout the contest, and the Cards grabbed it first when rookie CB Byron Murphy picked off Winston on the game's 3rd play. That set Arizona up at the TB37 leading to a 37-yard K Zane Gonzalez FG. The Bucs answered with an 11-play, 60-yard drive and took the lead on RB Ronald Jones' 7-yard run. On the ensuing drive, Gonzalez cut it to 7-6 with a 54-yard FG early in the 2nd, but a short time later, Tampa's Matt Gay hit a 30-yarder that made it 10-6 Bucs. With 4 minutes to go before halftime, AZ took over at its own 4, and on the 1st play, Murray ran for 32 yards. With 1:20 to play, they faced a 4th-n-5 from the TB44 but picked it up when WR Larry Fitzgerald made a remarkable 1-handed grab for 11 yards and a 1st down. Two plays later, Murray connected with WR Christian Kirk on a 33-yard scoring strike that put AZ up 13-10 with 63 seconds left before intermission. That would be enough time for the Bucs to go 75 yards in 7 plays and re-claim the lead when Winston tossed a 10-yard TD pass to TE O.J. Howard.

The Cards opened the 2nd half with a 55-yard catch and run by WR Andy Isabella to the TB32 and soon faced a 4th-n-1 at the 23. They appeared to have it when TE Maxx Williams was wide open, but he lost the Murray pass in the Florida sun. Another Gay FG (45 yards) made it 20-13 but not for long. Half a minute later, Murray & Kirk connected deep down the right sideline for a 69-yard game-tying strike. Momentum stayed with AZ late in the 3rd when S Budda Baker tipped a Winston pass that LB Jordan Hicks INT'd at the TB20. However, 2 plays later RB David Johnson fumbled it back, and the game remained tied thru 3 quarters. After Gay's 41-yard FG made it 23-20 with 9:44 remaining, it appeared the Bucs would get the ball back on a Cardinals punt. But on 4th-n-10 from their own 36, the Cards faked it with P Andy Lee completing a 26-yard pass to Cooper. That enabled Kirk to haul in his 3rd TD catch of the day, a 15-yarder from Murray that put AZ up 27-23 midway thru the 4th. Baker then recovered a Jones fumble to end the next Tampa drive and the Cards would march to the Bucs 15. On 2nd-n-10 from there, Murray threw his 1st INT in 211 attempts (an NFL rookie record) and Tampa took over at its own 8 with 3:40 left and down 4. They would march to the AZ red zone where the series of officiating decisions described above helped seal the game's fate.

Scoring Drives

TEAM	QTR	TIME	SCORING PLAY	ARI	TB
Cardinals	1	11:13	Z.Gonzalez 37 yd. Field Goal (7-18, 2:28)	3	0
Buccaneers	1	03:42	R.Jones 7 yd. run (M.Gay kick) (11-60, 7:31)	6	7
Cardinals	2	14:14	Z.Gonzalez 54 yd. Field Goal (11-39, 4:28)	6	7
Buccaneers	2	08:53	M.Gay 30 yd. Field Goal (12-63, 5:21)	6	10
Cardinals	2	01:03	C.Kirk 33 yd. pass from K.Murray (Z.Gonzalez kick) (9-96, 3:11)	13	10
Buccaneers	2	00:08	O.Howard 10 yd. pass from J.Winston (M.Gay kick) (7-75, 0:55)	13	17
Cardinals	3	08:37	M.Gay 45 yd. Field Goal (9-49, 4:31)	13	20
Buccaneers	3	08:10	C.Kirk 69 yd. pass from K.Murray (Z.Gonzalez kick) (2-75, 0:27)	20	20
Cardinals	4	09:44	M.Gay 41 yd. Field Goal (12-66, 6:30)	27	23
Cardinals	4	07:22	C.Kirk 15 yd. pass from K.Murray (Z.Gonzalez kick) (8-75, 2:22)	27	23
Buccaneers	4	01:43	P.Barber 1 yd. run (M.Gay kick) (6-92, 1:57)	27	30

Arizona Cardinals

PASSING	ATT	CP	YDS	SK/YD	TD	LG	INT	RTG
Kyle Murray	44	27	324	2/8	3	69	1	97.2
Christian Kirk	1	1	26	0/0	0	26	0	118.8
Andy Lee	45	28	350	2/8	3	69	1	99.3

RUSHING	ATT	YDS	AVG	LG	TD
Kyle Murray	3	38	12.7	32	0
Kenyan Drake	10	35	3.5	17	0
David Johnson	5	2	0.4	5	0
TOTAL	18	75	4.2	32	0

RECEIVING	NO	YDS	AVG	LG	TD
Larry Fitzgerald	8	71	8.9	24	0
Christian Kirk	6	138	23.0	69t	3
Kenyan Drake	6	6	1.0	4	0
Andy Isabella	3	78	26.0	55	0
Pharoah Cooper	2	29	14.5	26	0
Charles Clay	1	5	5.0	5	0
David Johnson	1	8	8.0	8	0
Maxx Williams	1	15	15.0	15	0
TOTAL	28	350	12.5	69	3

TOP DEFENSE	TOT	SOLO	AST	SCK	YDS	INT
Budda Baker	11	9	2	0.0	0.0	0
Jordan Hicks	10	8	2	0.0	0.0	1
Haason Reddick	8	5	3	0.0	0.0	0

FIELD GOALS	FGA/FGM	PERCENT
Zane Gonzalez	2-2	100.0
TOTAL	2-2	100.0

Tampa Bay Buccaneers

PASSING	ATT	CP	YDS	SK/YD	TD	LG	INT	RTG
Jameis Winston	48	30	358	4/19	1	49	2	74.8
TOTAL	48	30	358	4/19	1	49	2	74.8

RUSHING	ATT	YDS	AVG	LG	TD
Peyton Barber	11	43	3.9	17	1
Jameis Winston	3	40	13.3	26	0
Ronald Jones II	11	29	2.6	11	1
T.J. Logan	1	6	6.0	6	0
TOTAL	26	118	4.5	26	2

RECEIVING	NO	YDS	AVG	LG	TD
Ronald Jones II	8	77	9.6	17	0
Chris Godwin	6	74	12.3	49	0
Mike Evans	4	82	20.5	27	0
O.J. Howard	4	47	11.8	26	1
Dare Ogunbowale	3	24	8.0	11	0
Breshad Perriman	2	17	8.5	11	0
Scotty Miller	2	33	16.5	28	0
Peyton Barber	1	4	4.0	4	0
TOTAL	30	358	11.9	49	1

TOP DEFENSE	TOT	SOLO	AST	SCK	YDS	INT
Lavonte David	8	6	2	0.0	0.0	0
M.J. Stewart	8	6	2	0.0	0.0	0
Devin White	6	3	3	0.0	0.0	0

FIELD GOALS	FGA/FGM	PERCENT
Matt Gay	3-3	100.0
TOTAL	3-3	100.0

Team Statistics

First Downs	20
Total Net Yards	417
Rushes/Net Yards	18/75
Net Passing	342
Pass Attempts/Completions	45/28
Had Intercepted	1
Sacked/Yards Lost	2/8
Punts/Average	3/52.7
Penalties/Yards	11/87
Fumbles/Lost	1/1
Possession Time	23:57

Cardinals Buccaneers

First Downs	26
Total Net Yards	457
Rushes/Net Yards	26/118
Net Passing	339
Pass Attempts/Completions	48/30
Had Intercepted	2
Sacked/Yards Lost	4/19
Punts/Average	3/47.3
Penalties/Yards	9/94
Fumbles/Lost	2/1
Possession Time	36:03



WEEK 11

Arizona Cardinals 26, San Francisco 49ers 36
69,419 ■ Levi's Stadium ■ Nov 17, 2019



Arizona Cardinals	9	7	3	7	—	26
San Francisco 49ers	0	10	7	19	—	36

In week 11, the Cardinals headed to Levi's Stadium to face a 49ers team with the NFL's best record (8-1) and defensively ranked #2 in the league in both points allowed (14) and TDs allowed (1.5) per game. Arizona jumped out to an early 16-0 lead, but the Niners scored 17 straight to go up by one early in the 3rd. From there the lead would change hands 4 more times, and the Niners would ultimately walk away with the victory. As he was in the previous meeting against SF 2 weeks earlier, Cards QB Kyle Murray was very sharp, completing 24 of 33 passes for 150 yards with 2 TDs and no INTs while also rushing 8 times for 67 yards with a 22-yard go-ahead TD run with 6:30 to play. It was the 2nd time he finished with a passer rating over 100 vs San Fran, who had not allowed any others all year.

Arizona struck first with a 26-yard K Zane Gonzalez FG on the game-opening drive. Its key play came on 3rd-n-7 from the SF44 when Murray launched a deep pass down the right sideline to WR Christian Kirk who was interfered with by CB Richard Sherman at the 3. While the ball fell to the ground, no penalty flag was thrown by a Walt Anderson-led crew that would go on to call 20 combined penalties the rest of the game. But a Kliff Kingsbury challenge led to a rare reversal from NY, and that set the Cards up at the 3. Their next drive saw Murray complete 7-8 passes including a 5-yard TD to WR Larry Fitzgerald. San Fran's biggest early gain came on its next drive when a 28-yard DPI penalty moved it to the AZ45, but the Cards turned the 49ers away when they went for it on 4th-n-5 from the AZ40. Arizona went up 16-0 with 9 minutes before halftime when Murray found WR Pharoah Cooper for a 5-yard TD pass; on that drive the rookie QB was 5-5 for 20 yards passing and ran it 3 times for 35 yards. The next play from scrimmage saw WR Richie James catch a short pass from QB Jimmy Garoppolo and take it to the AZ28. That led to a 4-yard TD reception by TE Ross Dwelley that made it 16-7. K Chase McLaughlin's 43-yard FG as the half expired made it 16-10 at intermission.

The Niners opened the 2nd half with a 6-play, 84-yard drive and took their first lead of the game on another Dwelley TD, this one from 5 yards away. They took that 17-16 advantage further into the 3rd quarter and had it deep in AZ territory; on 3rd-n-12 from the AZ12, LB Jordan Hicks picked off a Garoppolo pass and returned it 48 yards to the SF47. That set up a 43-yard Gonzalez FG that put AZ back up, 19-17. On the next drive, SF moved 75 yards in 10 plays and went back ahead early in the 4th on a 3-yard WR Kendrick Bourne TD reception. The Cards answered with their own lengthy drive, this one a 10-play, 78-yard series that Murray capped with his 22-yard scoring run that made it 26-23 with 6:30 to play. The AZ defense then came up with another takeaway when S Budda Baker deflected a Garoppolo pass and S Jalen Thompson made a diving INT at the SF7. His return set the Cards up at the 25 with 4:22 to go and leading by 3. They could not pick up a 1st down and after the punt, SF took over at its own 25 with 2:12 to go. With :54 left, the Niners faced a 3rd-n-3 from the AZ35. Dwelley's catch appeared short of the 1st down but the official's spot proved otherwise and a replay review let the call stand. One play later, Garoppolo threw a short pass to Jeff Wilson out of the backfield and the RB took it 25 yards for the go-ahead score. The final play of the game saw a series of laterals from the Cardinals that resulted in a loose ball that 49ers defensive returned for a score.

Scoring Drives

TEAM	QTR	TIME	SCORING PLAY	ARI	SF
Cardinals	1	10:51	Z.Gonzalez 26 yd. Field Goal (10-67, 4:29)	3	0
Cardinals	1	04:04	L.Fitzgerald 5 yd. pass from K.Murray (kick failed, wl) (11-81, 5:08)	9	0
Cardinals	2	09:03	P.Cooper 5 yd. pass from K.Murray (Z.Gonzalez kick) (9-57, 5:03)	16	0
49ers	2	07:52	R.Dwellely 4 yd. pass from J.Garoppolo (C.McLaughlin kick) (5-75, 1:11)	16	7
49ers	2	00:00	C.McLaughlin 43 yd. Field Goal (11-55, 4:46)	16	10
49ers	3	11:07	R.Dwellely 5 yd. pass from J.Garoppolo (C.McLaughlin kick) (6-84, 3:53)	16	17
Cardinals	3	02:54	Z.Gonzalez 43 yd. Field Goal (7-22, 2:25)	19	17
49ers	4	12:14	K.Bourne 2 yd. pass from J.Garoppolo (pass failed) (10-75, 5:40)	19	23
Cardinals	4	06:30	K.Murray 22 yd. run (Z.Gonzalez kick) (10-78, 5:44)	26	23
49ers	4	00:31	J.Wilson 25 yd. pass from J.Garoppolo (C.McLaughlin kick) (8-65, 1:41)	26	30
49ers	4	00:00	D.Reed Jr. 5 yd. fumble return	26	36

Arizona Cardinals

PASSING	ATT	CP	YDS	SK/YD	TD	LG	INT	RTG
Kyle Murray	33	24	150	4/19	2	23	0	101.8
TOTAL	33	24	150	4/19	2	23	0	101.8

RUSHING	ATT	YDS	AVG	LG	TD
Kenyan Drake	16	67	4.2	12	0
Kyle Murray	8	67	8.4	22t	1
Christian Kirk	1	1	1.0	1	0
TOTAL	25	135	5.4	22	1

RECEIVING	NO	YDS	AVG	LG	TD
Christian Kirk	6	41	6.8	11	0
Kenyan Drake	6	13	2.2	9	0
Larry Fitzgerald	5	37	7.4	12	1
Pharoah Cooper	3	35	11.7	23	1
KeeSean Johnson	2	14	7.0	9	0
Andy Isabella	1	6	6.0	6	0
Darrell Daniels	1	4	4.0	4	0
TOTAL	24	150	6.3	23	2

TOP DEFENSE	TOT	SOLO	AST	SCK	YDS	INT
Budda Baker	14	12	2	0.0	0.0	0
Jordan Hicks	10	10	0	1.0	9.0	1
Jalen Thompson	6	4	2	0.0	0.0	1

FIELD GOALS	FGA/FGM	PERCENT
Zane Gonzalez	2-2	100.0
TOTAL	2-2	100.0

San Francisco 49ers

PASSING	ATT	CP	YDS	SK/YD	TD	LG	INT	RTG
Jimmy Garoppolo	45	34	424	2/16	4	57	2	115.4
TOTAL	45	34	424	2/16	4	57	2	115.4

RUSHING	ATT	YDS	AVG	LG	TD
Tevin Coleman	12	14	1.2	4	0
Raheem Mostert	6	13	2.2	6	0
Jimmy Garoppolo	1	7	7.0	7	0
TOTAL	19	34	1.8	7	0

RECEIVING	NO	YDS	AVG	LG	TD
Deebo Samuel	8	134	16.8	26	0
Kyle Juszczyk	7	63	9.0	19	0
Kendrick Bourne	4	31	7.8	19	1
Ross Dwelley	4	14	3.5	5t	2
Emmanuel Sanders	3	33	11.0	14	0
Tevin Coleman	3	48	16.0	37	0
Raheem Mostert	2	14	7.0	8	0
Jeff Wilson Jr.	1	25	25.0	25t	1
Marquise Goodwin	1	5	5.0	5	0
Richie James Jr.	1	57	57.0	57	0
TOTAL	34	424	12.5	57	4

TOP DEFENSE	TOT	SOLO	AST	SCK	YDS	INT
Fred Warner	12	9	3	0.0	0.0	0
Dre Greenlaw	10	8	2	0.0	0.0	0
Jimmie Ward	6	5	1	1.0	0.0	0

FIELD GOALS	FGA/FGM	PERCENT
Chase McLaughlin	1-1	100.0
TOTAL	1-1	100.0

Team Statistics

Cardinals

49ers

First Downs	21	26
Total Net Yards	266	442
Rushes/Net Yards	25/135	19/34
Net Passing	131	408
Pass Attempts/Completions	33/24	45/34
Had Intercepted	0	2
Sacked/Yards Lost	4/19	2/16
Punts/Average	4/50.5	2/50.5
Penalties/Yards	10/104	10/127
Fumbles/Lost	2/2	0/0
Possession Time	31:23	28:37



WON 3, LOST 7, TIED 1

09/08	T	27-27	Detroit	60,687
09/15	L	17-23	at Baltimore	70,126
09/22	L	20-38	Carolina	60,104
09/29	L	10-27	Seattle	60,500
10/06	W	26-23	at Cincinnati	46,012
10/13	W	34-33	Atlanta	60,140
10/20	W	27-21	at N.Y. Giants	73,577
10/27	L	9-31	at New Orleans	73,064
10/31	L	25-28	San Francisco	60,986
11/10	L	27-30	at Tampa Bay	40,038
11/17	L	26-36	at San Francisco	69,419

2019 TEAM STATISTICS

	ARI	OPP.
FIRST DOWNS	215	265
Rushing	71	66
Passing	124	173
Penalty	20	26
Third Down-Made/Att	51/140	67/144
Third Down Efficiency	36.4%	46.5%
Fourth Down-Made/Att	8/11	2/9
TOTAL NET YARDS	3,783	4,567
Avg. Per Game	343.9	415.2
Total Plays	692	745
Avg. Per Play	5.5	6.1
NET YARDS RUSHING	1,295	1,294
Avg. Per Game	117.7	117.6
Total Rushes	261	298
Avg. Per Rush	5.0	4.3
NET YARDS PASSING	2,488	3,273
Avg. Per Game	226.2	297.5
Sacked/Yards Lost	36/241	29/198
Gross Yards	2,729	3,471
Attempts/Completions	395/255	418/297
Pct. of Completion	64.6%	71.1%
Had Intercepted	5	6
PUNTS/AVERAGE	48/48.5	39/43.8
Net Punting Average	42.5	41.4
PUNT RETURN/AVG.	16/6.0	27/5.3
KICKOFF RETURN/AVG.	22/20.8	26/22.1
INTERCEPTION RETURN/AVG.	6/13.7	5/10.4
PENALTIES/YARDS	94/730	79/739
FUMBLES/BALL LOST	5/3	17/6
TOUCHDOWNS	24	38
Rushing	10	6
Passing	14	29
Returns	0	3
EXTRA POINTS/ATTEMPTS	20/21	35/37
TWO POINT CONVERSION/ATT.	3/3	0/1
FIELD GOALS/ATTEMPTS	26/29	18/20
AVG. TIME OF POSSESSION	27:30	33:26

SCORE BY PERIODS	Q1	Q2	Q3	Q4	OT	PTS
TEAM	56	58	50	81	3	248
OPPONENTS	41	115	51	107	3	317

SCORING	TD	RU	PA	RT	K-PAT	FG	2PT	S	PTS
Z. Gonzalez	0	0	0	0	20/21	26/29	0	0	98
C. Edmonds	5	4	1	0	0/0	0/0	0	0	30
D. Johnson	5	2	3	0	0/0	0/0	0	0	30
C. Kirk	3	0	3	0	0/0	0/0	1	0	20
L. Fitzgerald	3	0	3	0	0/0	0/0	0	0	18
K. Murray	3	3	0	0	0/0	0/0	0	0	18
K. Drake	1	1	0	0	0/0	0/0	1	0	8
K. Johnson	1	0	1	0	0/0	0/0	1	0	8
P. Cooper	1	0	1	0	0/0	0/0	0	0	6
A. Isabella	1	0	1	0	0/0	0/0	0	0	6
M. Williams	1	0	1	0	0/0	0/0	0	0	6
TEAM	24	10	14	0	20/21	26/29	3	0	248
OPPONENTS	38	6	29	3	35/36	18/20	0	0	317

RUSHING	NO.	YDS	AVG	LONG	TD
K. Murray	67	418	6.2	32	3
D. Johnson	82	302	3.7	18	2
C. Edmonds	58	295	5.1	37t	4
K. Drake	41	212	5.2	36	1
C. Kirk	5	46	9.2	19	0
A. Isabella	3	16	5.3	6	0
A. Morris	1	4	4.0	4	0
K. Johnson	1	3	3.0	3	0
P. Cooper	1	2	2.0	2	0
Z. Zenner	2	-3	-1.5	0	0
TEAM	261	1,295	5.0	37t	10
OPPONENTS	298	1,294	4.3	76t	6

RECEIVING	TAR	NO.	YDS	AVG	LONG	TD
L. Fitzgerald	76	55	593	10.8	54	3
C. Kirk	72	46	508	11.0	69t	3
D. Johnson	42	31	323	10.4	31	3
K. Johnson	42	21	187	8.9	31	1
A. Isabella	10	7	180	25.7	88t	1
D. Byrd	27	17	178	10.5	58	0
C. Clay	18	13	169	13.0	47	0
P. Cooper	21	16	157	9.8	28	1
M. Williams	13	11	139	12.6	21	1
C. Edmonds	19	12	105	8.8	31	1
T. Sherfield	13	4	80	20.0	38	0
K. Drake	18	16	71	4.4	21	0
M. Crabtree	5	4	22	5.5	9	0
Z. Zenner	1	1	13	13.0	13	0
D. Daniels	2	1	4	4.0	4	0
TEAM	379	255	2,729	10.7	88t	14
OPPONENTS	402	297	3,471	11.7	57	29

INTERCEPTIONS	NO.	YDS	AVG	LONG	TD
J. Hicks	3	64	21.3	48	0
J. Thompson	1	18	18.0	18	0
B. Murphy Jr.	1	0	0.0	0	0
P. Peterson	1	0	0.0	0	0
TEAM	6	82	13.7	48	0
OPPONENTS	5	52	10.4	27	1

FUMBLES	FUM	LST	FF	REC	TD
K. Johnson	1	1	0	0	0
L. Fitzgerald	1	1	0	0	0
D. Johnson	1	1	0	0	0
K. Murray	2	0	0	2	0
TEAM	5	3	0	2	0
OPPONENTS	17	6	0	5	0

PUNTING	NO.	YDS	AVG	NET	TB	IN	LG	B
A. Lee	40	1,951	48.8	42.3	4	12	64	1
R. Winslow	6	291	48.5	44.2	1	2	55	0
Z. Gonzalez	2	84	42.0	42.0	0	0	44	0
TEAM	48	2,326	48.5	42.5	5	14	64	1
OPPONENTS	39	1,710	43.8	41.4	0	18	63	0

PUNT RETURNS	RET	FC	YDS	AVG	LONG	TD
P. Cooper	9	9	57	6.3	17	0
C. Kirk	7	6	39	5.6	20	0
TEAM	16	15	96	6.0	20	0
OPPONENTS	27	7	142	5.3	25	0

KICKOFF RETURNS	NO.	YDS	AVG	LONG	TD
P. Cooper	12	278	23.2	39	0
A. Isabella	5	105	21.0	32	0
D. Byrd	4	59	14.8	23	0
T. Sherfield	1	15	15.0	15	0
TEAM	22	457	20.8	39	0
OPPONENTS	26	575	22.1	52	0

FIELD GOALS	1-19	20-29	30-39	40-49	50+
Z. Gonzalez	0/0	10/10	10/11	4/6	2/2
TEAM	0/0	10/10	10/11	4/6	2/2
OPPONENTS	0/0	6/6	5/6	5/6	2/2

2-Pt Conv: C. Kirk 1, K. Johnson 1, K. Drake 1 TM 3-3 OPP 0-1

SACKS: C. Jones 12.5, T. Suggs 5.5, C. Peters 2.5, R. Gunter 2.0, J. Hicks 1.5, H. Reddick 1.0, J. Bullard 1.0, B. Reed 1.0, P. Peterson 1.0, C. Marsh Sr. 1.0, TM 29.0, OPP 35.0 FUM/LOST: K. Murray 2/0, D. Johnson 1/1, K. Johnson 1/1, L. Fitzgerald 1/1, TM 5/3, OPP 17/6

PASSING	ATT	CMP	YDS	CMP%	YDS/ATT	TD	TD%	INT	INT%	LONG	SACK/	LOST	RATING
K. Murray	393	254	2,703	64.6	6.9	14	3.6	5	1.3	88t	35/	237	91.2
A. Lee	1	1	26	100.0	26.0	0	0.0	0	0.0	26	0/	0	118.8
B. Hundley	1	0	0	0.0	0.0	0	0.0	0	0.0	0	1/	4	39.6
TEAM	395	255	2,729	64.6	6.9	14	3.5	5	1.3	88t	36/	241	91.2
OPPONENTS	418	297	3,471	71.1	8.3	29	6.9	6	1.4	57	29/	198	113.0



BASED ON COACHES FILM REVIEW

POS.	PLAYER	SOLO	ASST.	TOTAL	TFL	SACKS/YDS.	QH	FR	FF	INT./YDS.	PD
LB	Hicks, Jordan	88	29	117	8	1.5/12	6	0	2	3/64	6
S	Baker, Budda	78	29	107	4	0.0/0	1	1	1	0/0	6
LB	Reddick, Haason	47	28	75	4	1.0/0	3	1	0	0/0	6
CB	Murphy Jr., Byron	50	7	57	1	0.0/0	0	0	0	1/0	7
LB	Jones, Chandler	30	12	42	7	12.5/86	15	3	5	0/0	2
S	Thompson, Jalen	26	11	37	0	0.0/0	1	0	0	1/18	1
LB	Suggs, Terrell	26	8	34	8	5.5/43	7	0	4	0/0	0
DL	Peters, Corey	21	12	33	5	2.5/18	6	0	0	0/0	0
S	Swearinger Sr., D.J.	22	10	32	0	0.0/0	1	0	0	0/0	1
CB	Brock Sr., Tramaine	27	4	31	1	0.0/0	2	0	0	0/0	3
LB	Marsh Sr., Cassius	20	8	28	5	1.0/7	3	0	0	0/0	0
DL	Gunter, Rodney	18	10	28	8	2.0/11	7	0	0	0/0	0
LB	Walker, Joe	15	12	27	2	0.0/0	1	0	0	0/0	0
DL	Bullard, Jonathan	16	8	24	4	1.0/5	6	0	0	0/0	0
DB	Peterson, Patrick	21	2	23	0	1.0/13	1	0	1	1/0	2
S	Thompson, Deionte	13	3	16	0	0.0/0	1	0	0	0/0	0
CB	Peterson, Kevin	11	4	15	0	0.0/0	0	0	0	0/0	2
DL	Kerr, Zach	8	1	9	0	0.0/0	2	0	0	0/0	1
DL	Allen, Zach	7	1	8	1	0.0/0	3	0	0	0/0	0
DT	McDonald, Clinton	5	3	8	0	0.0/0	1	0	0	0/0	0
CB	Jones, Chris	7	0	7	0	0.0/0	0	0	0	0/0	1
LB	Reed, Brooks	3	1	4	1	1.0/5	1	0	0	0/0	0
DL	Dogbe, Michael	2	0	2	0	0.0/0	0	0	0	0/0	0
DL	Brown, Miles	1	1	2	0	0.0/0	0	0	0	0/0	0
TOTALS		562	204	766	59	29.0/200	68	5	13	6/82	38

DEFENSIVE SCORES

POS.	PLAYER	TKLS.	ASST.	TOTAL
S	Washington, Charles	6	0	6
LB	Gardeck, Dennis	5	1	6
WR	Sherfield, Trent	5	1	6
LB	Walker, Joe	5	1	6
LB	Turner, Ezekiel	5	0	5
CB	Peterson, Kevin	3	2	5
S	Banjo, Chris	4	0	4
RB	Foster, D.J.	2	2	4
TE	Williams, Maxx	2	2	4
WR	Isabella, Andy	3	0	3
TE	Daniels, Darrell	2	1	3
CB	Jones, Chris	2	1	3
LB	Reed, Brooks	2	1	3
LS	Brewer, Aaron	1	1	2
WR	Cooper, Pharoh	1	0	1
RB	Edmonds, Chase	1	0	1
P	Lee, Andy	1	0	1
TOTALS		50	13	63

INT (0)
FR (0)
Safety (0)

SPECIAL TEAMS BIG PLAYS

FR (1) (1:49) A.Lee punts 53 yards to DET 11, Center-A.Brewer. J.Agnew MUFFS catch, touched at DET 11, RECOVERED by ARZ-T.Sherfield at DET 8. Penalty on DET-J.Coleman, Illegal Block Above the Waist, declined. vs. DET (09/08/19)



2019 REGULAR SEASON CARDINALS GAME-BY-GAME OFFENSE

	09/08	09/15	09/22	09/29	10/06	10/13	10/20	10/27	10/31	11/10	11/17	12/01	12/08	12/15	12/22	12/29
	vs.	@	vs.	vs.	@	vs.	@	@	vs.	@	@	vs.	vs.	vs.	@	@
	DET	BAL	CAR	SEA	CIN	ATL	NYG	NO	SF	TB	SF	LAR	PIT	CLE	SEA	LAR
FIRST DOWNS																
Total	21	15	21	20	26	24	18	10	19	20	21					
Rushing	3	2	10	6	11	6	8	2	10	4	9					
Passing	16	12	9	12	13	16	8	8	7	14	9					
Penalty	2	1	2	2	2	2	2	0	2	2	3					
THIRD DOWNS																
Attempts	22	11	17	9	13	13	15	12	8	10	10					
Converted	9	2	9	3	6	7	7	2	2	1	3					
Percentage	40.9%	18.2%	52.9%	33.3%	46.2%	53.8%	46.7%	16.7%	25.0%	10.0%	30.0%					
TOT. OFFENSE																
Net Yards	387	349	248	321	514	442	245	237	357	417	266					
Plays	82	54	73	59	71	66	61	49	50	65	62					
Avg./Play	4.7	6.5	3.4	5.4	7.2	6.7	4.0	4.8	7.1	6.4	4.3					
RUSHING																
Net Yards	112	20	121	115	266	102	156	40	153	75	135					
Rush. Att.	23	11	22	23	38	29	38	11	23	18	25					
Avg./Att.	4.9	1.8	5.5	5.0	7.0	3.5	4.1	3.6	6.7	4.2	5.4					
PASSING																
Net Yards	275	329	127	206	248	340	89	197	204	342	131					
Attempts	54	40	43	32	32	37	21	34	24	45	33					
Completions	29	25	30	22	20	27	14	19	17	28	24					
Intercepted	1	0	2	1	0	0	0	0	0	1	0					
Gross Yards	308	349	173	241	253	340	104	220	241	350	150					
Sacked	5.0	3.0	8.0	4.0	1.0	0.0	2.0	4.0	3.0	2.0	4.0					
Yards Lost	33	20	46	35	5	0	15	23	37	8	19					
ADVANCES																
Rushes	23	11	22	23	38	29	38	11	23	18	25					
Completions	29	25	30	22	20	27	14	19	17	28	24					
Totals	52	36	52	45	58	56	52	30	40	46	49					
PENALTIES																
Number	7	8	7	7	12	8	10	5	9	11	10					
Yards	35	70	52	44	96	57	85	35	65	87	104					
FUMBLES																
Number	0	1	0	0	0	0	0	1	0	1	2					
Lost	0	0	0	0	0	0	0	0	0	1	2					
SCORING																
Points	27	17	20	10	26	34	27	9	25	27	26					
TD Rushing	0	1	0	1	2	1	3	0	1	0	1					
TD Passing	2	0	2	0	0	3	0	0	2	3	2					
TD KO Returns	0	0	0	0	0	0	0	0	0	0	0					
TD Punt Returns	0	0	0	0	0	0	0	0	0	0	0					
TD Sp. Teams	0	0	0	0	0	0	0	0	0	0	0					
TD Def. Returns	0	0	0	0	0	0	0	0	0	0	0					
FG Attempts	4	3	2	3	5	2	2	3	1	2	2					
FG Made	4	3	2	1	4	2	2	3	1	2	2					
Safety	0	0	0	0	0	0	0	0	0	0	0					



2019 REGULAR SEASON CARDINALS GAME-BY-GAME DEFENSE

	09/08	09/15	09/22	09/29	10/06	10/13	10/20	10/27	10/31	11/10	11/17	12/01	12/08	12/15	12/22	12/29
	vs.	@	vs.	vs.	@	vs.	@	@	vs.	@	@	vs.	vs.	vs.	@	@
	DET	BAL	CAR	SEA	CIN	ATL	NYG	NO	SF	TB	SF	LAR	PIT	CLE	SEA	LAR
FIRST DOWNS																
Total	23	26	21	21	21	31	21	28	21	26	26					
Rushing	5	9	4	9	6	7	5	8	5	7	1					
Passing	17	16	14	10	12	20	14	20	15	15	20					
Penalty	1	1	3	2	3	4	2	0	1	4	5					
THIRD DOWNS																
Attempts	18	14	10	10	12	11	12	12	17	15	13					
Converted	6	7	4	4	5	6	4	7	11	7	6					
Percentage	33.3%	50.0%	40.0%	40.0%	41.7%	54.5%	33.3%	58.3%	64.7%	46.7%	46.2%					
TOT. OFFENSE																
Net Yards	477	440	413	340	370	444	263	510	411	457	442					
Plays	80	72	59	59	62	63	65	72	69	78	66					
Avg./Play	6.0	6.1	7.0	5.8	6.0	7.0	4.0	7.1	6.0	5.9	6.7					
RUSHING																
Net Yards	116	182	173	115	108	103	107	137	101	118	34					
Rush. Att.	32	33	31	27	23	25	22	29	31	26	19					
Avg./Att.	3.6	5.5	5.6	4.3	4.7	4.1	4.9	4.7	3.3	4.5	1.8					
PASSING																
Net Yards	361	258	240	225	262	341	156	373	310	339	408					
Attempts	45	37	26	28	38	36	35	43	37	48	45					
Completions	27	24	19	22	27	30	22	34	28	30	34					
Intercepted	0	0	0	0	0	0	1	1	0	2	2					
Gross Yards	385	272	261	240	262	356	223	373	317	358	424					
Sacked	3.0	2.0	2.0	4.0	1.0	2.0	8.0	0.0	1.0	4.0	2.0					
Yards Lost	24	14	21	15	0	15	67	0	7	19	16					
ADVANCES																
Rushes	32	33	31	27	23	25	22	29	31	26	19					
Completions	27	24	19	22	27	30	22	34	28	30	34					
Totals	59	57	50	49	50	55	44	63	59	56	53					
PENALTIES																
Number	9	10	3	7	7	8	6	2	8	9	10					
Yards	59	62	35	65	60	72	75	15	75	94	127					
FUMBLES																
Number	3	2	2	3	1	1	3	0	0	2	0					
Lost	2	0	1	0	0	0	2	0	0	1	0					
SCORING																
Points	27	23	38	27	23	33	21	31	28	30	36					
TD Rushing	0	0	1	1	0	0	1	1	0	2	0					
TD Passing	3	2	4	1	2	4	1	3	4	1	4					
TD KO Returns	0	0	0	0	0	0	0	0	0	0	0					
TD Punt Returns	0	0	0	0	0	0	0	0	0	0	0					
TD Sp. Teams	0	0	0	0	0	0	1	0	0	0	0					
TD Def. Returns	0	0	0	1	0	0	0	0	0	0	1					
FG Attempts	2	3	1	2	3	2	1	2	0	3	1					
FG Made	2	3	1	2	3	2	0	1	0	3	1					
Safety	0	0	0	0	0	0	0	0	0	0	0					



RUSHING

200 Yards Rushing

By Cardinals: 228, Beanie Wells at St. Louis, Nov. 27, 2011 (27 att., 1 TD)
By Opponent: 228, Clinton Portis at Denver, Dec. 29, 2002 (24 att., 2 TD)

150 Yards Rushing

By Cardinals: 159, Adrian Peterson at San Francisco, Nov. 5, 2017 (37 att., 0 TD)
By Opponent: 153, Christian McCaffrey vs. Carolina, Sep. 22, 2019 (24 att., 1 TD)

100 Yards Rushing

By Cardinals: 110, Kenyan Drake vs. San Francisco, Oct. 31, 2019 (15 att., 1 TD)
By Opponent: 102, Latavius Murray at New Orleans, Oct. 27, 2019 (21 att., 1 TD)

Two 100-Yard Rushers

By Cardinals: 126 yards, Ottis Anderson/102 yards, Wayne Morris at New Orleans, Oct. 5, 1980
By Opponent: 128 yards, Marshawn Lynch/108 yards, Robert Turbin at Seattle, Dec. 9, 2012

Three Rushing Touchdowns

By Cardinals: Chase Edmonds at NY Giants, Oct. 20, 2019 (20, 20, 22 yards)
By Opponent: Todd Gurley at LA Rams, Sep. 16, 2018 (11, 1, 2 yards)

Two Rushing Touchdowns

By Cardinals: Chase Edmonds (3) at NY Giants, Oct. 20, 2019 (20, 20, 22 yards)
By Opponent: Melvin Gordon at LA Chargers, Nov. 25, 2018 (28, 5 yards)

PASSING

500 Yards Passing

By Cardinals: 522, Boomer Esiason at Washington, Nov. 10, 1996-OT (35 comp., 59 att.)
By Opponent: Never happened

400 Yards Passing

By Cardinals: 421, Carson Palmer at Pittsburgh, Oct. 18, 2015 (29 comp., 45 att.)
By Opponent: 424, Jimmy Garoppolo at San Francisco, Nov. 17, 2019 (34 comp., 45 att.)

300 Yards Passing

By Cardinals: 324, Kyler Murray at Tampa Bay, Nov. 10, 2019 (27 comp., 44 att.)
By Opponent: 424, Jimmy Garoppolo at San Francisco, Nov. 17, 2019 (34 comp., 45 att.)

Six Touchdown Passes

By Cardinals: Charley Johnson vs. New Orleans, Nov. 2, 1969 (32, 14, 28, 31, 26, 14 yards)
By Opponent: Brett Favre at NY Jets, Sep. 28, 2008 (12, 34, 2, 17, 40, 24 yards)

Five Touchdown Passes

By Cardinals: Kurt Warner at Chicago, Nov. 8, 2009 (11, 6, 17, 15, 4 yards)
By Opponent: Brett Favre (6) at NY Jets, Sep. 28, 2008 (12, 34, 2, 17, 40, 24 yards)

Four Touchdown Passes

By Cardinals: Carson Palmer vs. Cincinnati, Nov. 22, 2015 (18, 64, 18, 16 yards)
By Opponent: Jimmy Garoppolo at San Francisco, Nov. 17, 2019 (4, 5, 2, 25 yards)

Three Touchdown Passes

By Cardinals: Kyler Murray at Tampa Bay, Nov. 10, 2019 (33, 69, 15 yards)
By Opponent: Jimmy Garoppolo (4) at San Francisco, Nov. 17, 2019 (4, 5, 2, 25 yards)

RECEIVING

200 Yards Receiving

By Cardinals: 217, Anquan Boldin at Detroit, Sep. 7, 2003 (10 receptions, 2 TD)
By Opponent: 226, Demaryius Thomas at Denver, Oct. 5, 2014 (8 rec., 2 TD)

150 Yards Receiving

By Cardinals: 196, John Brown at Pittsburgh, Oct. 18, 2015 (10 rec.)
By Opponent: 159, Brandin Cooks at LA Rams, Sep. 16, 2018 (7 rec.)

100 Yards Receiving

By Cardinals: 138, Christian Kirk at Tampa Bay, Nov. 10, 2019 (6 rec., 3 TD)
By Opponent: 134, Deebo Samuel at San Francisco, Nov. 17, 2019 (8 rec., 0 TD)

Two 100-Yard Receivers

By Cardinals: 114, Christian Kirk (6 rec., 0 TD), 104, Larry Fitzgerald (5 rec., 0 TD) at Baltimore, Sep. 15, 2019
By Opponent: 117, Austin Hooper (8 rec., 1 TD), 108, Julio Jones (8 rec., 0 TD) vs. Atlanta, Oct. 13, 2019

Four Receiving Touchdowns

By Cardinals: Roy Green vs. Seattle, Nov. 13, 1983 (15, 23, 7, 63 yards)
By Opponent: Earnest Gray vs. NY Giants, Sep. 7, 1980 (10, 37, 42, 20 yards)

Three Receiving Touchdowns

By Cardinals: Christian Kirk at Tampa Bay, Nov. 10, 2019 (33, 69, 15 yards)
By Opponent: Greg Olsen at Chicago, Nov. 8, 2009 (33, 3, 20 yards)

Two Receiving Touchdowns

By Cardinals: Christian Kirk (3) at Tampa Bay, Nov. 10, 2019 (33, 69, 15 yards)
By Opponent: Ross Dwelley at San Francisco, Nov. 17, 2019 (4, 5 yards)

10 or More Receptions in a Game

By Cardinals: Christian Kirk (10 for 59 yards) vs. Carolina, Sep. 22, 2019
By Opponent: Michael Thomas (11 for 112 yards) at New Orleans, Oct. 27, 2019

COMBOS

100-Yard Rusher/100-Yard Receiver

By Cardinals: Adrian Peterson, 134 rushing yards/Larry Fitzgerald, 138 receiving yards vs. Tampa Bay, Oct. 15, 2017
By Opponent: Latavius Murray, 102 rushing yards/Michael Thomas, 112 receiving yards at New Orleans, Oct. 27, 2019

100-Yard Rusher/Two 100-Yard Receivers

By Cardinals: Johnny Johnson, 103 rushing yards/Ernie Jones, 117 receiving yards/Roy Green, 120 receiving yards vs. Green Bay, Nov. 18, 1990
By Opponent: Marshawn Lynch, 113 rushing yards/Luke Willson, 139 receiving yards/Doug Baldwin, 113 receiving yards vs. Seattle, Dec. 21, 2014

100-Yard Rusher/100-Yard Receiver/300-Yard Passer

By Cardinals: Chris Johnson, 109 rushing yards/Michael Floyd, 106 receiving yards/Carson Palmer 374 passing yards at Cleveland, Nov. 1, 2015
By Opponent: Latavius Murray, 102 rushing yards/Michael Thomas, 112 receiving yards/Drew Brees, 373 passing yards at New Orleans, Oct. 27, 2019

Two 100-Yard Receivers/300-Yard Passer

By Cardinals: Christian Kirk, 114; Larry Fitzgerald, 104; Kyler Murray, 349, at Baltimore, Sep. 15, 2019
By Opponent: Austin Hooper, 117; Julio Jones, 108; Matt Ryan, 356 vs. Atlanta, Oct. 13, 2019

SCORING

Four Total Touchdowns

By Cardinals: Ronald Moore vs. LA Rams, Dec. 5, 1993 (4 rush)
By Opponent: Brian Westbrook at Philadelphia, Nov. 27, 2008 (2 rush, 2 rec.)

Three Total Touchdowns

By Cardinals: Christian Kirk at Tampa Bay, Nov. 10, 2019 (3 rec.)
By Opponent: Todd Gurley at LA Rams, Sep. 16, 2018 (3 rush)

Two-Point Conversion

By Cardinals: Kenyan Drake reception vs. San Francisco, Oct. 31, 2019
By Opponent: Malcolm Brown reception at LA Rams, Sep. 16, 2018

Safety

By Cardinals: Calais Campbell sacked Blaine Gabbert in end zone at San Francisco, Oct. 6, 2016
By Opponent: Intentional grounding by Josh Rosen in end zone vs. San Francisco, Oct. 28, 2018

KICKING

Six Field Goals

By Cardinals: Neil Rackers vs. San Francisco, Oct. 2, 2005 (40, 45, 48, 23, 43, 24 yards)
By Opponent: Never happened

Five Field Goals

By Cardinals: Phil Dawson at Washington, Dec. 17, 2017 (40, 35, 19, 34, 32 yards)
By Opponent: Robbie Gould vs. San Francisco, Oct. 1, 2017 (49, 39, 47, 48, 23 yards)

Four Field Goals

By Cardinals: Zane Gonzalez at Cincinnati, Oct. 6, 2019 (23, 20, 22, 31 yards)
By Opponent: Greg Zuerlein vs. LA Rams, Dec. 3, 2017 (56, 20, 24, 41 yards)

Three Field Goals

By Cardinals: Zane Gonzalez at New Orleans, Oct. 27, 2019 (31, 31, 50 yards)
By Opponent: Matt Gay at Tampa Bay, Nov. 10, 2019 (30, 45, 41 yards)

Missed Point-After-Touchdown

By Cardinals: Zane Gonzalez at San Francisco, Nov. 17, 2019 (wide left)
By Opponent: Matt Bryant vs. Atlanta, Oct. 13, 2019 (wide left)



Blocked Punt

By Cardinals: Cameron Malveaux at Seattle, Dec. 30, 2018 (Michael Dickson punt)
By Opponent: Michael Thomas at NY Giants, Oct. 20, 2019 (Andy Lee punt)

Blocked Punt Return For Touchdown

By Cardinals: Dennis Gardeck (Cameron Malveaux block) at Seattle, Dec. 30, 2018, 0 yards (Michael Dickson punt)
By Opponent: Elijah Penny (Michael Thomas block) at NY Giants, Oct. 20, 2019, 0 yards (Andy Lee punt)

Blocked Field Goal Attempt

By Cardinals: Rodney Gunter at Seattle, Dec. 24, 2016 (Steven Hauschka 45-yard attempt)
By Opponent: Michael Brockers vs. LA Rams, Dec. 3, 2017 (Phil Dawson 45-yard attempt)

Blocked Field Goal Attempt For Touchdown

By Cardinals: Justin Bethel (Adrian Wilson block) vs. Chicago, Dec. 23, 2012, 82 yards (Olindo Mare kick)
By Opponent: Mike Bass (Verlon Biggs block) at Washington, Sep. 24, 1972, 32 yards (Jim Bakken kick)

RETURNS

Punt Return For Touchdown

By Cardinals: Ted Ginn, Jr. at NY Giants, Sep. 14, 2014, 71 yards (Steve Weatherford punt)
By Opponent: Nick Miller at St. Louis, Nov. 27, 2011, 88 yards (Dave Zastudil punt)

Kickoff Return For Touchdown

By Cardinals: David Johnson at Chicago, Sep. 20, 2015, 108 yards (Robbie Gould kickoff)
By Opponent: Tyler Lockett at Seattle, Dec. 31, 2017, 99 yards (Phil Dawson kickoff)

Interception Return For Touchdown

By Cardinals: Justin Bethel at Detroit, Sep. 10, 2017 (82 yards, Matthew Stafford pass)
By Opponent: Jadeveon Clowney vs. Seattle, Sep. 29, 2019 (27 yards, Kyler Murray pass)

Fumble Return For Touchdown

By Cardinals: Budda Baker at Minnesota, Oct. 14, 2018, 36 yards (Kirk Cousins fumble)
By Opponent: D.J. Reed Jr. at San Francisco, Nov. 17, 2019, 4 yards (Larry Fitzgerald fumble)

DEFENSE

Four Interceptions

By Cardinals: Kwamie Lassiter vs. San Diego, Dec. 27, 1998
By Opponent: Never happened

Three Interceptions

By Cardinals: Antrel Rolle at Cincinnati, Nov. 18, 2007
By Opponent: Marcus Trufant at Seattle, Dec. 9, 2007

Two Interceptions

By Cardinals: Antoine Bethea vs. NY Giants, Dec. 24, 2017
By Opponent: Donte Jackson vs. Carolina, Sep. 22, 2019

Two Interceptions By Teammates

By Cardinals: At Washington, Oct. 16, 1994 (Aeneas Williams and James Williams)
By Opponent: At Seattle, Dec. 9, 2012 (Richard Sherman and Bobby Wagner)

Four Quarterback Sacks

By Cardinals: Chandler Jones at NY Giants, Oct. 20, 2019
By Opponent: Cameron Wake (4.5) vs. Miami, Sep. 30, 2012

Three Quarterback Sacks

By Cardinals: Chandler Jones (4.0) at NY Giants, Oct. 20, 2019
By Opponent: Mario Addison vs. Carolina, Sep. 22, 2019

Two Quarterback Sacks By Teammates

By Cardinals: at San Francisco, Oct. 6, 2016 (Markus Golden 2.0, Calais Campbell 2.0)
By Opponent: vs. Carolina, Sep. 22, 2019 (Mario Addison 3.0, Christian Miller 2.0)

Two Opponent Fumble Recoveries

By Cardinals: Jerraud Powers vs. Green Bay, Dec. 27, 2015
By Opponent: J.J. Watt vs. Houston, Nov. 10, 2013

TEAM SCORING

50 Points Scored By Team

By Cardinals: St. Louis 56 at Minnesota 14, Oct. 6, 1963
By Opponent: At Seattle 58, Arizona 0, Dec. 9, 2012

40 Points Scored By Team

By Cardinals: Arizona 44, at LA Rams 6, Jan. 1, 2017
By Opponent: Arizona 14, at Atlanta 40, Dec. 16, 2018

20 First-Quarter Points

By Cardinals: 21 vs. San Francisco, Sep. 10, 2006
By Opponent: 21 vs. Denver, Oct. 18, 2018

20 Second-Quarter Points

By Cardinals: 24 vs. Tampa Bay, Sep. 18, 2016
By Opponent: 28 at LA Chargers, Nov. 25, 2018

20 Third-Quarter Points

By Cardinals: 21 vs. Green Bay, Dec. 27, 2015
By Opponent: 21 at San Francisco, Jan. 2, 2011

20 Fourth-Quarter Points

By Cardinals: 20 at Seattle, Dec. 24, 2016
By Opponent: 27 vs. Tampa Bay, Oct. 15, 2017

30 One-Half Points

By Cardinals: 31 in first half vs. San Francisco, Sep. 27, 2015
By Opponent: 35 in first half vs. Denver, Oct. 18, 2018

Score Touchdown In Each Quarter

By Cardinals: vs. Tampa Bay, Oct. 15, 2017 (14, 10, 7, 7 points)
By Opponent: at Atlanta, Dec. 16, 2018 (10, 16, 7, 7 points)

OFFENSE

500 Yards Total Offense

By Cardinals: 514 at Cincinnati, Oct. 6, 2019
By Opponent: 510 at New Orleans, Oct. 27, 2019

No Sacks/No Interceptions Allowed

By Cardinals: vs. Atlanta, October 13, 2019
By Opponent: at Kansas City, Nov. 21, 2010

DEFENSE

Shutout

By Cardinals: Arizona 23, vs. NY Giants 0, Dec. 24, 2017 (State Farm Stadium)
By Opponent: Arizona 0, at LA Rams 34, Sep. 16, 2018 (Los Angeles Memorial Coliseum)

Shutout At Home

By Cardinals: Arizona 23, vs. NY Giants 0, Dec. 24, 2017 (State Farm Stadium)
By Opponent: Arizona 0, vs. Seattle 38, Sep. 14, 2003 (Sun Devil Stadium)

Shutout On The Road

By Cardinals: Arizona 38, at Dallas 0, Nov. 16, 1970 (Cotton Bowl)
By Opponent: Arizona 0, at LA Rams 34, Sep. 16, 2018 (Los Angeles Memorial Coliseum)

MISCELLANEOUS

Overtime Win At Home

By Cardinals: Oct. 1, 2017 vs. San Francisco, 18-15 (State Farm Stadium)
By Opponent: Oct. 14, 2012 vs. Buffalo, 19-16 (State Farm Stadium)

Overtime Win On The Road

By Cardinals: Sep. 17, 2017 at Indianapolis, 16-13 (Lucas Oil Stadium)
By Opponent: Nov. 7, 2010 at Minnesota, 27-24 (Metrodome)

10 Or More Penalties

By Cardinals: 10, at San Francisco, Nov. 17, 2019 (104 yards)
By Opponent: 10, at San Francisco, Nov. 17, 2019 (127 yards)

Tie Game

By Cardinals: Sep. 8, 2019 vs. Detroit, 27-27

Over 40:00 Time of Possession (Non-OT)

By Cardinals: 42:50 at Seattle, Oct. 18, 2009
By Opponent: 40:12 at San Francisco, Oct. 7, 2018



Season Record.....	3-7-1	At Home.....	1-3-1	When won coin toss.....	0-3-1
In NFC West Games.....	0-3	On the Road.....	2-4	When lost coin toss.....	3-4
In NFC East Games.....	1-0	Outdoors.....	2-4	When scored first.....	1-5
In NFC North Games.....	0-0-1	Indoors.....	1-3-1	When opp. scores first.....	2-2-1
In NFC South Games.....	1-3	On Natural Grass.....	1-6-1	In overtime games.....	0-0-1
In September.....	0-3-1	When Cards out-rushed opponent.....	1-2		
In October.....	3-2	When Cards out-passed opponent.....	0-2		
In November.....	0-2	While wearing white jersey/white pants.....	2-2		
In December.....	0-0	While wearing white jersey/red pants.....	0-0		
In January.....	0-0	While wearing red jersey/white pants.....	0-3-1		
With roof open at State Farm Stadium.....	0-1	While wearing red jersey/red pants.....	0-1		
With roof closed at State Farm Stadium.....	1-2-1	While wearing black jersey/white-black pants.....	1-1		
When Yielding 20 Points or Less.....	0-0	When Tied at Halftime.....	0-0		
When Scoring 20 Points or More.....	3-4-1	When Led at the End of 3 rd Quarter.....	3-1		
When Led at Halftime.....	3-1	When Trailed at the End of 3 rd Quarter.....	0-5-1		
When Trailed at Halftime.....	0-6-1	When Tied at the End of 3 rd Quarter.....	0-1		
When Arizona had a 100-yd rusher.....	1-1	When Arizona had a 300-yard passer.....	1-2-1		
When opp. had a 100-yd rusher.....	0-4	When opponent had a 300-yard passer.....	1-4-1		
When Arizona had a 100-yd receiver.....	0-2-1	When Arizona won turnover margin.....	1-1-1		
When opp. had a 100-yd receiver.....	2-4-1	When opponent won turnover margin.....	0-2		

2019 Booth Initiated Reviews

Date	Opp	Explanation	Result
9-8	vs. DET	Reviewed the runner was out of bounds for ARZ RB David Johnson	Upheld
		Reviewed the first down ruling for ARZ QB Kyler Murray---(No first down/Out of bounds)	Reversed
		Reviewed the pass completion ruling for DET TE T.J. Hockenson	Upheld
9-29	vs. SEA	Reviewed the runner down by contact ruling for ARZ WR Larry Fitzgerald	Upheld
10-13	vs. ATL	Reviewed the first down ruling for ARZ QB Kyler Murray	Upheld
10-27	@ NO	Reviewed the fumble ruling for NO QB Drew Brees---(No fumble/Incomplete pass)	Reversed
10-31	vs. SF	Reviewed the fumble ruling for SF RB Tevin Coleman---(No fumble/Runner ruled down)	Reversed
11-10	@ TB	Reviewed the pass completion ruling for ARZ WR Larry Fitzgerald	Upheld
		Reviewed the play for possible defensive pass interference by ARZ S Jalen Thompson---(P.I.)	Reversed
11-18	@ SF	Reviewed the first down ruling for SF TE Ross Dwelley	Upheld
		Reviewed the fumble ruling for AZ WR KeeSean Johnson	Upheld

2019 Arizona Instant Replay Challenges (1-3)

Date	Opp	Explanation	Result
9-8	vs. DET	Challenged the incomplete pass ruling for ARZ WR Damiere Byrd	Upheld
9-15	@ BAL	Challenged the pass completion ruling for BAL TE Mark Andrews	Upheld
10-31	vs. SF	Challenged the first down ruling for SF RB Tevin Coleman	Upheld
11-18	@ SF	Challenged the possible defensive pass interference ruling for SF CB Richard Sherman---(P.I.)	Reversed

2019 Opponent Instant Replay Challenges (2-5)

Date	Opp	Explanation	Result
9-15	@ BAL	Challenged the incomplete pass for possible defensive pass interference by ARZ CB Byron Murphy	Upheld
10-6	@ CIN	Challenged the incomplete pass ruling for CIN WR Alex Erickson (Complete/First down)	Reversed
10-13	vs. ATL	Challenged the runner was down by contact ruling for ARZ WR Damiere Byrd	Upheld
10-20	@ NYG	Challenged the defensive pass interference ruling for NYG CB Janoris Jenkins	Upheld
11-10	@ TB	Challenged the runner was down by contact ruling for ARZ RB David Johnson (Fumble)	Reversed
		Challenged the defensive pass interference ruling for TB S M.J. Stewart	Upheld
11-18	@ SF	Challenged the runner was down by contact ruling for AZ QB Kyler Murray	Upheld

2019 Overtime Scoring Plays (0-0-1)

Date	Opp	Play
9-8	vs. DET	ARZ K Zane Gonzalez made 28-yard field goal DET K Matt Prater made 33-yard field goal



2019 Arizona Defensive Touchdowns

Date	Opp	Play
------	-----	------

2019 Arizona Return Touchdowns

Date	Opp	Play
------	-----	------

Arizona Two-Point Conversion Attempts (3-3)

Date	Opp	Play
------	-----	------

9-8	vs. DET	Pass attempt from QB Kyler Murray to WR Christian Kirk is complete
9-15	@ BAL	Pass attempt from QB Kyler Murray to WR KeeSean Johnson is complete
10-31	vs. SF	Pass attempt from QB Kyler Murray to RB Kenyan Drake is complete

Arizona Onside Kick Attempts/Recoveries (0-0)

Date	Opp	Play
------	-----	------



CARDINALS 2019 REGULAR SEASON SCORING DRIVES

DATE	OPPONENT	ACQUIRED	DRIVE START	PLAYS	YARDS	Q	TIME	FIRST DOWNS	SCORING PLAY	ARI	OPP
09/08	Detroit	Muffed Punt	DET 8	4	6	Q2	0:21	0	Z. Gonzalez: 20-yard FG	3	17
		Punt	ARI 34	8	42	Q3	2:34	2	Z. Gonzalez: 42-yard FG	6	17
		Kickoff	ARI 26	10	58	Q4	3:38	2	Z. Gonzalez: 34-yard FG	9	24
		Punt	ARI 30	7	70	Q4	2:55	5	D. Johnson: 27-yard pass from K. Murray	16	24
		Punt	ARI 40	9	60	Q4	1:48	5	L. Fitzgerald: 4-yard pass from K. Murray	26	24
		Kickoff	ARI 25	7	65	OT	2:43	2	Z. Gonzalez: 28-yard FG	29	24
09/15	at Baltimore	Downs	ARI 43	7	53	Q1	2:16	2	Z. Gonzalez: 22-yard FG	3	7
		Kickoff	ARI 14	13	83	Q2	5:36	3	Z. Gonzalez: 21-yard FG	6	10
		Punt	ARI 17	9	81	Q3	3:48	3	Z. Gonzalez: 21-yard FG	9	17
		Kickoff	ARI 21	4	79	Q4	2:04	4	D. Johnson: 1-yard run	19	20
09/22	Carolina	Fumble	ARI 26	14	74	Q1	6:17	6	L. Fitzgerald: 1-yard pass from K. Murray	7	0
		Punt	ARI 31	15	53	Q2	5:58	4	Z. Gonzalez: 34-yard FG	10	7
		Kickoff	ARI 25	9	75	Q3	3:40	5	D. Johnson: 3-yard pass from K. Murray	17	14
		Kickoff	ARI 21	12	49	Q3	4:57	3	Z. Gonzalez: 47-yard FG	20	21
09/29	Seattle	Kickoff	ARI 25	12	60	Q1	5:26	3	Q2: Z. Gonzalez: 33-yard FG	3	10
		Punt	ARI 20	8	80	Q4	3:11	6	K. Murray: 9-yard run	10	20
10/06	at Cincinnati	Kickoff	ARI 32	9	68	Q1	4:48	5	K. Murray: 6-yard run	7	3
		Punt	ARI 20	12	75	Q2	5:01	4	Z. Gonzalez: 23-yard FG	10	3
		Kickoff	ARI 25	12	73	Q2	3:27	5	Z. Gonzalez: 20-yard FG	13	6
		Downs	CIN 42	7	38	Q3	3:12	1	Q4: Z. Gonzalez: 22-yard FG	16	9
		Punt	ARI 22	7	78	Q4	3:08	4	C. Edmonds: 37-yard run	23	9
		Kickoff	ARI 25	6	62	Q4	2:00	2	Z. Gonzalez: 31-yard FG	26	23
10/13	Atlanta	Kickoff	ARI 22	9	57	Q1	3:42	2	Z. Gonzalez: 39-yard FG	3	7
		Punt	ARI 14	9	86	Q1	4:52	4	Q2: C. Edmonds: 2-yard pass from K. Murray	10	7
		Punt	ARI 21	4	79	Q2	1:52	4	D. Johnson: 1-yard run	17	7
		Kickoff	ARI 25	15	71	Q2	3:33	5	Z. Gonzalez: 22-yard FG	20	10
		Kickoff	ARI 36	9	64	Q3	3:35	4	M. Williams: 20-yard pass from K. Murray	27	10
		Punt	ATL 45	5	45	Q4	2:00	3	D. Johnson: 14-yard pass from K. Murray	34	27
10/20	at N.Y. Giants	Kickoff	ARI 25	13	75	Q1	6:46	5	C. Edmonds: 20-yard run	7	0
		Interception	NYG 32	3	32	Q1	1:23	2	C. Edmonds: 20-yard run	14	0
		Punt	ARI 17	9	54	Q1	4:29	3	Q2: Z. Gonzalez: 47-yard FG	17	0
		Fumble	ARI 49	3	51	Q3	1:21	3	C. Edmonds: 22-yard run	24	14
		Fumble	NYG 17	4	0	Q4	0:19	0	Z. Gonzalez: 35-yard FG	27	21
10/27	at New Orleans	Missed FG	ARI 37	6	50	Q1	3:13	1	Z. Gonzalez: 31-yard FG	3	0
		Kickoff	ARI 36	9	51	Q2	3:41	3	Z. Gonzalez: 31-yard FG	6	10
		Kickoff	ARI 25	9	43	Q3	3:43	2	Z. Gonzalez: 50-yard FG	9	17
10/31	San Francisco	Kickoff	ARI 29	6	71	Q1	2:49	4	K. Drake: 4-yard run	7	0
		Punt	ARI 17	7	83	Q3	2:41	5	K. Johnson: 9-yard pass from K. Murray	14	21
		Punt	ARI 7	13	75	Q3	6:37	5	Q4: Z. Gonzalez: 36-yard FG	17	28
		Punt	ARI 10	2	90	Q4	0:35	1	A. Isabella: 88-yard pass from K. Murray	27	28
11/10	at Tampa Bay	Interception	TB 37	7	18	Q1	2:28	2	Z. Gonzalez: 37-yard FG	3	0
		Kickoff	ARI 25	11	39	Q1	4:28	4	Q2: Z. Gonzalez: 54-yard FG	6	7
		Punt	ARI 4	9	96	Q2	3:11	4	C. Kirk: 33-yard pass from K. Murray	13	10
		Kickoff	ARI 25	2	75	Q3	0:27	1	C. Kirk: 69-yard pass from K. Murray	20	20
		Kickoff	ARI 25	8	75	Q4	2:22	4	C. Kirk: 15-yard pass from K. Murray	27	23
11/17	at San Francisco	Kickoff	ARI 25	10	67	Q1	4:29	3	Z. Gonzalez: 26-yard FG	3	0
		Punt	ARI 19	11	81	Q1	5:08	6	L. Fitzgerald: 5-yard pass from K. Murray	9	0
		Punt	ARI 43	9	57	Q2	5:03	4	P. Cooper: 5-yard pass from K. Murray	16	0
		Interception	SF 47	7	22	Q3	2:25	2	Z. Gonzalez: 43-yard FG	19	17
		Kickoff	ARI 22	10	78	Q4	5:44	5	K. Murray: 22-yard run	26	23
12/01	L.A. Rams	--	--	--	--	--	--	--	--	--	--
12/08	Pittsburgh	--	--	--	--	--	--	--	--	--	--
12/15	Cleveland	--	--	--	--	--	--	--	--	--	--
12/22	at Seattle	--	--	--	--	--	--	--	--	--	--



12/29	at L.A. Rams	--	--	--	--	--	--	--	--	--	--
	AVG			8.4	61.3	3:26.8	3.3				



SEPTEMBER 8, 2019
CARDINALS VS. DETROIT LIONS
T 27-27 (OT)

TOP TACKLERS		SACKS		INTS		FORCED FUMBLES		RECOVERED FUMBLES	
PLAYER	NO.	PLAYER	NO.	PLAYER	NO.	PLAYER	NO.	PLAYER	NO.
J. Hicks	16	T. Suggs	2.0			C. Jones	1	C. Jones	1
B. Baker	9	C. Jones	1.0			T. Suggs	1		
C. Jones	9								
D. Swearinger Sr.	8								
H. Reddick	7								

SEPTEMBER 15, 2019
CARDINALS @ BALTIMORE RAVENS
L 23-17

TOP TACKLERS		SACKS		INTS		FORCED FUMBLES		RECOVERED FUMBLES	
PLAYER	NO.	PLAYER	NO.	PLAYER	NO.	PLAYER	NO.	PLAYER	NO.
B. Baker	12	C. Marsh Sr.	1.0			B. Baker	1		
J. Hicks	12	C. Peters	1.0						
D. Swearinger Sr.	10								
H. Reddick	9								
B. Murphy Jr.	7								

SEPTEMBER 22, 2019
CARDINALS VS. CAROLINA PANTHERS
L 38-20

TOP TACKLERS		SACKS		INTS		FORCED FUMBLES		RECOVERED FUMBLES	
PLAYER	NO.	PLAYER	NO.	PLAYER	NO.	PLAYER	NO.	PLAYER	NO.
J. Hicks	11	C. Jones	2.0			C. Jones	2	C. Jones	1
H. Reddick	11								
B. Baker	6								
C. Jones	6								
D. Swearinger Sr.	6								

SEPTEMBER 29, 2019
CARDINALS VS. SEATTLE SEAHAWKS
L 27-10

TOP TACKLERS		SACKS		INTS		FORCED FUMBLES		RECOVERED FUMBLES	
PLAYER	NO.	PLAYER	NO.	PLAYER	NO.	PLAYER	NO.	PLAYER	NO.
J. Hicks	12	T. Suggs	1.5			J. Hicks	2		
H. Reddick	10	J. Bullard	1.0			T. Suggs	1		
D. Swearinger Sr.	8	H. Reddick	1.0						
B. Baker	7	J. Hicks	0.5						
T. Suggs	6								

OCTOBER 6, 2019
CARDINALS @ CINCINNATI BENGALS
W 26-23

TOP TACKLERS		SACKS		INTS		FORCED FUMBLES		RECOVERED FUMBLES	
PLAYER	NO.	PLAYER	NO.	PLAYER	NO.	PLAYER	NO.	PLAYER	NO.
B. Murphy Jr.	9	C. Jones	1.0						
J. Bullard	8								
J. Hicks	8								
J. Thompson	8								
H. Reddick	6								

OCTOBER 13, 2019
CARDINALS VS. ATLANTA FALCONS
W 34-33

TOP TACKLERS		SACKS		INTS		FORCED FUMBLES		RECOVERED FUMBLES	
PLAYER	NO.	PLAYER	NO.	PLAYER	NO.	PLAYER	NO.	PLAYER	NO.
J. Hicks	9	R. Gunter	0.5			T. Suggs	1		
H. Reddick	9	C. Jones	0.5						
B. Baker	8	C. Peters	0.5						
B. Murphy Jr.	6	T. Suggs	0.5						
C. Peters	5								

CARDINALS DEFENSIVE SUMMARIES



OCTOBER 20, 2019
CARDINALS @ NEW YORK GIANTS
W 27-21

TOP TACKLERS		SACKS		INTS		FORCED FUMBLES		RECOVERED FUMBLES	
PLAYER	NO.	PLAYER	NO.	PLAYER	NO.	PLAYER	NO.	PLAYER	NO.
B. Baker	9	C. Jones	4.0	J. Hicks	1	C. Jones	1	C. Jones	1
J. Hicks	8	C. Peters	1.0			P. Peterson	1	H. Reddick	1
P. Peterson	7	P. Peterson	1.0			T. Suggs	1		
C. Jones	5	B. Reed	1.0						
B. Murphy Jr.	5	T. Suggs	1.0						

OCTOBER 27, 2019
CARDINALS @ NEW ORLEANS SAINTS
L 31-9

TOP TACKLERS		SACKS		INTS		FORCED FUMBLES		RECOVERED FUMBLES	
PLAYER	NO.	PLAYER	NO.	PLAYER	NO.	PLAYER	NO.	PLAYER	NO.
B. Baker	14			P. Peterson	1				
J. Hicks	10								
J. Thompson	7								
B. Murphy Jr.	6								
P. Peterson	6								

OCTOBER 31, 2019
CARDINALS VS. SAN FRANCISCO 49ERS
L 28-25

TOP TACKLERS		SACKS		INTS		FORCED FUMBLES		RECOVERED FUMBLES	
PLAYER	NO.	PLAYER	NO.	PLAYER	NO.	PLAYER	NO.	PLAYER	NO.
B. Baker	13	C. Jones	1.0						
J. Hicks	11								
J. Walker	9								
R. Gunter	4								
T. Suggs	4								

NOVEMBER 10, 2019
CARDINALS @ TAMPA BAY BUCCANEERS
L 30-27

TOP TACKLERS		SACKS		INTS		FORCED FUMBLES		RECOVERED FUMBLES	
PLAYER	NO.	PLAYER	NO.	PLAYER	NO.	PLAYER	NO.	PLAYER	NO.
B. Baker	11	C. Jones	2.0	J. Hicks	1	C. Jones	1	B. Baker	1
J. Hicks	10	R. Gunter	1.5	B. Murphy Jr.	1				
H. Reddick	8	T. Suggs	0.5						
J. Thompson	7								
T. Suggs	6								

NOVEMBER 17, 2019
CARDINALS @ SAN FRANCISCO 49ERS
L 36-26

TOP TACKLERS		SACKS		INTS		FORCED FUMBLES		RECOVERED FUMBLES	
PLAYER	NO.	PLAYER	NO.	PLAYER	NO.	PLAYER	NO.	PLAYER	NO.
B. Baker	14	J. Hicks	1.0	J. Hicks	1				
J. Hicks	10	C. Jones	1.0	J. Thompson	1				
J. Thompson	6								
B. Murphy Jr.	5								
J. Walker	5								



2019 REGULAR SEASON - DEFENSIVE TAKEAWAYS

DATE	OPPONENT	TAKEAWAY	QTR.	YD-LINE	RESULT
9/8	Detroit	C. Jones FR (C. Jones FF)	1	ARZ-34	Punt
9/15	at Baltimore	None			
9/22	Carolina	C. Jones FR (C. Jones FF)	1	ARZ-26	TD
9/29	Seattle	None			
10/6	at Cincinnati	None			
10/13	Atlanta	None			
10/20	at N.Y. Giants	J. Hicks INT (D. Jones)	1	NYG-46	TD
		C. Jones FR (C. Jones FF)	3	ARZ-49	TD
		H. Reddick FR (P. Peterson FF)	4	NYG-20	FG
10/27	at New Orleans	P. Peterson INT (D. Brees)	3	ARZ-21	Downs
10/31	San Francisco	None			
11/10	at Tampa Bay	B. Murphy Jr. INT (J. Winston)	1	TB-37	FG
		J. Hicks INT (J. Winston)	3	TB-22	Fumble
		B. Baker FR (R. Jones II fumble)	4	ARZ-44	INT
11/17	at San Francisco	J. Hicks INT (J. Garoppolo)	3	ARZ-5	FG
		J. Thompson INT (J. Garoppolo)	4	ARZ-7	Punt
12/01	L.A. Rams	--	--	--	--
12/08	Pittsburgh	--	--	--	--
12/15	Cleveland	--	--	--	--
12/22	at Seattle	--	--	--	--
12/29	at L.A. Rams	--	--	--	--

2019 REGULAR SEASON - OFFENSIVE GIVEAWAYS

DATE	OPPONENT	GIVEAWAY	QTR.	YD-LINE	RESULT
9/8	Detroit	K. Murray INT (T. Walker)	1	ARZ-24	Fumble
9/15	at Baltimore	None			
9/22	Carolina	K. Murray INT (D. Jackson)	3	ARZ-47	TD
		K. Murray INT (D. Jackson)	4	ARZ-22	FG
9/29	Seattle	K. Murray INT (J. Clowney)	1	ARZ-27	TD
10/6	at Cincinnati	None			
10/13	Atlanta	None			
10/20	at N.Y. Giants	None			
10/27	at New Orleans	None			
10/31	San Francisco	None			
11/10	at Tampa Bay	D. Johnson fumble (L. David FF; L. David FR)	3	TB-11	FG
		K. Murray INT (J. Dean)	4	TB-8	TD
11/17	at San Francisco	K. Johnson fumble (D. Moore FF; J. Tartt FR)	4	ARZ-30	Downs
		L. Fitzgerald fumble (D. Reed Jr. FF; D. Reed Jr. FR)	4	ARZ-5	TD
12/01	L.A. Rams	--	--	--	--
12/08	Pittsburgh	--	--	--	--
12/15	Cleveland	--	--	--	--
12/22	at Seattle	--	--	--	--
12/29	at L.A. Rams	--	--	--	--

2019 REGULAR SEASON - SPECIAL TEAMS/MISC TAKEAWAYS

DATE	OPPONENT	TAKEAWAY	QTR.	YD-LINE	RESULT
9/8	Detroit	T. Sherfield FR (J. Agnew fumble)	2	DET-8	FG

2019 REGULAR SEASON - TURNOVERS

Offense:	8 Giveaways 33 Points (4 TD, 2 FG)	Ratio
Defense:	11 Takeaways 30 Points (3 TD, 3 FG)	+4 (12 takeaways, 8 giveaways)
Special Teams:	0 Giveaway 0 Points (0 TD, 0 FG) 1 Takeaway 3 Points (0 TD, 1 FG)	Points Off Turnovers Ratio 0 (33 scored, 33 allowed)



DATE	OPPONENT	RUSHES				RECEPTIONS				RETURNS			
		GAIN	PLAYER	QTR	RESULT	GAIN	PLAYER	QTR	RESULT	GAIN	PLAYER	QTR	RESULT
09/08	Detroit	18	David Johnson	3	FG	41	Larry Fitzgerald	4	FG	32	Andy Isabella (KR)	3	Punt
		12	Christian Kirk	4	FG	27t	David Johnson	4	TD				
		10	David Johnson	4	TD	45	Larry Fitzgerald	5	FG				
09/15	at Baltimore					34	Christian Kirk	1	FG				
						26	Christian Kirk	2'	FG				
						31	KeeSean Johnson	2'	FG				
						24	Christian Kirk	2	Half				
						40	Larry Fitzgerald	3'	FG				
						21	Maxx Williams	3'	FG				
						54	Larry Fitzgerald	4	TD				
09/22	Carolina	12	Kyler Murray	1'	TD	23	Larry Fitzgerald	3	TD				
		15	David Johnson	1'	TD								
		17	Kyler Murray	3	TD								
		20	Kyler Murray	3	FG								
09/29	Seattle	15	Kyler Murray	2'	Miss FG	31	David Johnson	1	FG				
		10	Chase Edmonds	2'	Miss FG	28	David Johnson	2	Miss FG				
		14	David Johnson	4	Game	21	Maxx Williams	4	TD				
10/06	at Cincinnati	11	Kyler Murray	1	TD	27	Charles Clay	1	Miss FG	30	Pharoh Cooper (KR)	1	TD
		17	David Johnson	1	Miss FG	23	Trent Sherfield	2	FG				
		14	David Johnson	2	FG	24	David Johnson	3	Punt				
		15	David Johnson	2'	FG	28	Pharoh Cooper	3	FG				
		19	Kyler Murray	2'	FG	24	David Johnson	4	FG				
		12	Kyler Murray	4'	TD								
		37t	Chase Edmonds	4'	TD								
		24	Kyler Murray	4	FG								
10/13	Atlanta	17	David Johnson	2	TD	38	Trent Sherfield	1	FG	37	Pharoh Cooper (KR)	3	TD
		15	Chase Edmonds	2	FG	58	Damiere Byrd	2	TD				
		14	Kyler Murray	3	TD	30	David Johnson	2'	TD				
						31	Chase Edmonds	2'	TD				
						20t	Maxx Williams	3	TD				
						22	Larry Fitzgerald	3	Punt				
10/20	at N.Y. Giants	20t	Chase Edmonds	1	TD								
		11	Chase Edmonds	1'	TD								
		20t	Chase Edmonds	1'	TD								
		12	Chase Edmonds	1	FG								
		11	Kyler Murray	3'	TD								
		22t	Chase Edmonds	3'	TD								
		11	Chase Edmonds	3	Punt								
10/27	at New Orleans	19	Christian Kirk	4	Downs	47	Charles Clay	1	FG	39	Pharoh Cooper (KR)	2	FG
						22	Charles Clay	3	FG				
10/31	San Francisco	36	Kenyan Drake	1	TD	20	Larry Fitzgerald	3'	TD	30	Pharoh Cooper (KR)	1	TD
		21	Kyler Murray	3'	FG	21	Kenyan Drake	3'	TD				
		11	Kenyan Drake	4'	FG	88t	Andy Isabella	4	TD				
		11	Kenyan Drake	4	FG								
11/10	at Tampa Bay	10	Kenyan Drake	1	FG	33t	Christian Kirk	2	TD				
		32	Kyler Murray	2	TD	55	Andy Isabella	3	Downs				
		17	Kenyan Drake	4	INT	69t	Christian Kirk	3	TD				
						26	Pharoh Cooper	4	TD				
						24	Larry Fitzgerald	4	INT				
11/17	at San Francisco	21	Kyler Murray	2	TD	23	Pharoh Cooper	1	TD	48	Jordan Hicks (INT)	3	INT
		11	Kenyan Drake	3	FG								
		12	Kenyan Drake	4'	TD								
		22t	Kyler Murray	4	TD								
12/01	L.A. Rams	--	--	--	--	--	--	--	--	--	--	--	--
12/08	Pittsburgh	--	--	--	--	--	--	--	--	--	--	--	--
12/15	Cleveland	--	--	--	--	--	--	--	--	--	--	--	--
12/22	at Seattle	--	--	--	--	--	--	--	--	--	--	--	--
12/29	at L.A. Rams	--	--	--	--	--	--	--	--	--	--	--	--



DATE	OPPONENT	RUSHES				RECEPTIONS				RETURNS			
		GAIN	PLAYER	QTR	RESULT	GAIN	PLAYER	QTR	RESULT	GAIN	PLAYER	QTR	RESULT
09/08	Detroit	12	Matthew Stafford	2	TD	28 47t 39 24 23t 21 23	T.J. Hockenson Danny Amendola T.J. Hockenson T.J. Hockenson T.J. Hockenson Marvin Jones Jr. Marvin Jones Jr.	1 2 2 3' 4' 5' 5	Punt TD TD TD TD FG FG				
09/15	at Baltimore	19 16 16 18 11 19 10 14 11	Lamar Jackson Mark Ingram II Lamar Jackson Lamar Jackson Lamar Jackson Lamar Jackson Lamar Jackson Lamar Jackson Mark Ingram II	1 1' 1' 2 3 3 4 4 4	TD FG FG TD Punt FG FG Punt Game	27t 28 24 20 41	Mark Andrews Mark Andrews Mark Andrews Mark Ingram II Marquise Brown	1 1 2' 2' 4	TD FG TD TD Game				
09/22	Carolina	12 76t	D.J. Moore Christian McCaffrey	1 3	TD TD	52t 20 33	D.J. Moore Greg Olsen Jarius Wright	2 3' 3	TD TD TD				
09/29	Seattle	11 10 12	Chris Carson Chris Carson Chris Carson	2 3 4	FG Punt TD	32 28	Jaron Brown Tyler Lockett	2' 2	TD TD				
10/06	at Cincinnati	13 18 15	Joe Mixon Joe Mixon Joe Mixon	1' 1' 3	FG FG FG	29 42t	Tyler Boyd Tyler Boyd	4' 4	TD TD	52	Brandon Wilson (KR)	2	FG
10/13	Atlanta	15 14	Devonta Freeman Devonta Freeman	1 3	TD TD	21 20 22 23 30 22	Jaeden Graham Julio Jones Austin Hooper Calvin Ridley Austin Hooper Julio Jones	2 3 3 4' 4' 4	FG FG TD TD TD TD	33	Ito Smith (KR)	2	Punt
10/20	at N.Y. Giants	11 20 11	Daniel Jones Saquon Barkley Saquon Barkley	1 2 4	INT TD TD	20 28t 20	Golden Tate Rhett Ellison Darius Slayton	2' 2' 4	TD TD TD	30	Darius Slayton (KR)	3	Miss FG
10/27	at New Orleans	10 11 10 28 31	Latavius Murray Latavius Murray Latavius Murray Latavius Murray Dwayne Washington	1' 1' 2 4 4	FG FG TD TD TD	22 28 28 29 36	Taysom Hill Michael Thomas Ted Ginn Jr. Josh Hill Taysom Hill	1 2 3' 4' 4	FG TD TD TD TD				
10/31	San Francisco	11 31 19	Matt Breida Matt Breida Matt Breida	2 2' 2	TD TD TD	30t 20 32 23 22 21t	George Kittle Emmanuel Sanders Emmanuel Sanders George Kittle Emmanuel Sanders Dante Pettis	1 2' 2' 3' 3' 3	TD TD TD TD TD TD				
11/10	at Tampa Bay	17 11 26 14	Peyton Barber Ronald Jones II Jameis Winston Peyton Barber	2 3 3 4	FG FG FG TD	26 27 28 49	O.J. Howard Mike Evans Scotty Miller Chris Godwin	2 3 4 4	TD FG FG TD				
11/17	at San Francisco					57 23 37 20 26 23 25t	Richie James Jr. Deebo Samuel Tevin Coleman Deebo Samuel Deebo Samuel Deebo Samuel Jeff Wilson Jr.	2 2 3 3 3 4 4	TD FG TD INT TD INT TD				
12/01	L.A. Rams	--	--	--	--	--	--	--	--	--	--	--	--
12/08	Pittsburgh	--	--	--	--	--	--	--	--	--	--	--	--
12/15	Cleveland	--	--	--	--	--	--	--	--	--	--	--	--
12/22	at Seattle	--	--	--	--	--	--	--	--	--	--	--	--
12/29	at L.A. Rams	--	--	--	--	--	--	--	--	--	--	--	--

CARDINALS SCORING AND TAKEAWAY-GIVEAWAY



DATE	OPPONENT	W/L/T	CARDINALS						OPPONENTS						POINT	OVERALL
			1ST	2ND	3RD	4TH	OT	TOTAL	1ST	2ND	3RD	4TH	OT	TOTAL	DIFF	RECORD
9/8	Detroit	T	0	3	3	18	3	27	0	17	0	7	3	27	0	0-0-1
9/15	at Baltimore	L	3	3	3	8	--	17	7	10	0	6	--	23	-6	0-1-1
9/22	Carolina	L	7	3	10	0	--	20	0	14	14	10	--	38	-18	0-2-1
9/29	Seattle	L	0	3	0	7	--	10	10	10	0	7	--	27	-17	0-3-1
10/6	at Cincinnati	W	7	6	0	13	--	26	3	3	3	14	--	23	3	1-3-1
10/13	Atlanta	W	3	17	7	7	--	34	7	3	10	13	--	33	1	2-3-1
10/20	at N.Y. Giants	W	14	3	7	3	--	27	0	14	0	7	--	21	6	3-3-1
10/27	at New Orleans	L	3	3	3	0	--	9	0	10	7	14	--	31	-22	3-4-1
10/31	San Francisco	L	7	0	7	11	--	25	7	14	7	0	--	28	-3	3-5-1
11/10	at Tampa Bay	L	3	10	7	7	--	27	7	10	3	10	--	30	-3	3-6-1
11/17	at San Francisco	L	9	7	3	7	--	26	0	10	7	19	--	36	-10	3-7-1
12/1	L.A. Rams	--	--	--	--	--	--	--	--	--	--	--	--	--	--	--
12/8	Pittsburgh	--	--	--	--	--	--	--	--	--	--	--	--	--	--	--
12/15	Cleveland	--	--	--	--	--	--	--	--	--	--	--	--	--	--	--
12/22	at Seattle	--	--	--	--	--	--	--	--	--	--	--	--	--	--	--
12/29	at L.A. Rams	--	--	--	--	--	--	--	--	--	--	--	--	--	--	--
2019 TOTALS:		3-7-1	56	58	50	81	3	248	41	115	51	107	3	317	-69	3-7-1
AVG/GAME:			5.1	5.3	4.5	7.4	3.0	22.5	3.7	10.5	4.6	9.7	3.0	28.8	-6.3	

2019 REGULAR SEASON TAKEAWAY/GIVEAWAY CHART

DATE	OPPONENT	ARI +/- RATIO	ARI TAKEAWAYS	POINTS OFF TAKEAWAYS	ARI GIVEAWAYS	POINTS OFF GIVEAWAYS	POINTS OFF TO RATIO
09/08	Detroit	+1	2 (2 FUM, 0 INT)	3	1 (0 FUM, 1 INT)	0	+3
09/15	at Baltimore	0	0 (0 FUM, 0 INT)	0	0 (0 FUM, 0 INT)	0	0
09/22	Carolina	-1	1 (1 FUM, 0 INT)	7	2 (0 FUM, 2 INT)	10	-3
09/29	Seattle	-1	0 (0 FUM, 0 INT)	0	1 (0 FUM, 1 INT)	7	-7
10/06	at Cincinnati	0	0 (0 FUM, 0 INT)	0	0 (0 FUM, 0 INT)	0	0
10/13	Atlanta	0	0 (0 FUM, 0 INT)	0	0 (0 FUM, 0 INT)	0	0
10/20	at N.Y. Giants	+3	3 (2 FUM, 1 INT)	17	0 (0 FUM, 0 INT)	0	+17
10/27	at New Orleans	+1	1 (0 FUM, 1 INT)	0	0 (0 FUM, 0 INT)	0	0
10/31	San Francisco	0	0 (0 FUM, 0 INT)	0	0 (0 FUM, 0 INT)	0	0
11/10	at Tampa Bay	+1	3 (1 FUM, 2 INT)	3	2 (1 FUM, 1 INT)	10	-7
11/17	at San Francisco	0	2 (0 FUM, 2 INT)	3	2 (2 FUM, 0 INT)	6	-3
12/01	L.A. Rams	--	--	--	--	--	--
12/08	Pittsburgh	--	--	--	--	--	--
12/15	Cleveland	--	--	--	--	--	--
12/22	at Seattle	--	--	--	--	--	--
12/29	at L.A. Rams	--	--	--	--	--	--
TOTALS		+4	12 (6 FUM, 6 INT)	33	8 (3 FUM, 5 INT)	33	0

POSSESSION BREAKDOWN



DATE	OPPONENT	STARTING QB	POSS	TD	PAT	2-PT	M-2PT	FG	FGA	FGM	BK-FG	PUNT	INT	FUM	SAF	DWNS	HF	GM	PTS	TD%	SCORE%	PTS/POSS
9/8	Detroit	K. Murray	16	2	1	1	1	4	4	0	0	8	1	0	0	0	1	0	27	12.5	37.5	1.69
9/15	at Baltimore	K. Murray	10	1	0	1	1	3	3	0	0	5	0	0	0	0	1	0	17	10.0	40.0	1.70
9/22	Carolina	K. Murray	11	2	2	0	0	2	2	0	0	5	2	0	0	0	0	0	20	18.2	36.4	1.82
9/29	Seattle	K. Murray	10	1	1	0	0	1	3	2	0	3	1	0	0	0	1	1	10	10.0	20.0	1.00
10/6	at Cincinnati	K. Murray	10	2	2	0	0	4	5	1	0	3	0	0	0	0	0	0	26	20.0	60.0	2.60
10/13	Atlanta	K. Murray	10	4	4	0	0	2	2	0	0	3	0	0	0	0	0	1	34	40.0	60.0	3.40
10/20	at N.Y. Giants	K. Murray	12	3	3	0	0	2	2	0	0	5	0	0	0	0	1	1	27	25.0	41.7	2.25
10/27	at New Orleans	K. Murray	10	0	0	0	0	3	3	0	0	5	0	0	0	2	0	0	9	0.0	30.0	0.90
10/31	San Francisco	K. Murray	9	3	2	1	1	1	1	0	0	5	0	0	0	0	0	0	25	33.3	44.4	2.78
11/10	at Tampa Bay	K. Murray	13	3	3	0	0	2	2	0	0	3	1	1	0	1	1	1	27	23.1	38.5	2.08
11/17	at San Francisco	K. Murray	11	3	3	0	0	2	2	0	0	4	0	2	0	0	0	0	26	27.3	45.5	2.36
12/1	L.A. Rams	--	--	--	--	--	--	--	--	--	--	--	--	--	--	--	--	--	--	--	--	--
12/8	Pittsburgh	--	--	--	--	--	--	--	--	--	--	--	--	--	--	--	--	--	--	--	--	--
12/15	Cleveland	--	--	--	--	--	--	--	--	--	--	--	--	--	--	--	--	--	--	--	--	--
12/22	at Seattle	--	--	--	--	--	--	--	--	--	--	--	--	--	--	--	--	--	--	--	--	--
12/29	at L.A. Rams	--	--	--	--	--	--	--	--	--	--	--	--	--	--	--	--	--	--	--	--	--
2019 TOTALS:			122	24	21	3	3	26	29	3	0	49	5	3	0	3	5	4	248	19.7	41.0	2.03

DATE	OPPONENT	STARTING QB	POSS	TD	PAT	2-PT	M-2PT	FG	FGA	FGM	BK-FG	PUNT	INT	FUM	SAF	DWNS	HF	GM	PTS	TD%	SCORE%	PTS/POSS
9/8	Detroit	M. Stafford	15	3	3	0	0	2	2	0	0	8	0	2	0	1	0	0	27	20.0	33.3	1.80
9/15	at Baltimore	L. Jackson	10	2	2	0	0	3	3	0	0	3	0	0	0	1	0	1	23	20.0	50.0	2.30
9/22	Carolina	K. Allen	12	5	5	0	0	1	1	0	0	3	0	1	0	0	1	1	38	41.7	50.0	3.17
9/29	Seattle	R. Wilson	8	2	3	0	0	2	2	0	0	4	0	0	0	0	0	0	20	25.0	50.0	2.50
10/6	at Cincinnati	A. Dalton	9	2	2	0	0	3	3	0	0	3	0	0	0	1	0	0	23	22.2	55.6	2.56
10/13	Atlanta	M. Ryan	9	4	4	0	0	2	2	0	0	3	0	0	0	0	1	0	33	44.4	66.7	3.67
10/20	at N.Y. Giants	D. Jones	10	2	3	0	0	0	1	1	0	3	1	2	0	1	0	0	14	20.0	20.0	1.40
10/27	at New Orleans	D. Brees	12	4	4	0	0	1	2	1	0	2	1	0	0	0	1	1	31	33.3	41.7	2.58
10/31	San Francisco	J. Garoppolo	10	4	4	0	0	0	0	0	0	5	0	0	0	0	0	1	28	40.0	40.0	2.80
11/10	at Tampa Bay	J. Winston	12	3	3	0	0	3	3	0	0	3	2	1	0	0	0	0	30	25.0	50.0	2.50
11/17	at San Francisco	J. Garoppolo	11	4	3	1	0	1	1	0	0	2	2	0	0	2	0	0	30	36.4	45.5	2.73
12/1	L.A. Rams	--	--	--	--	--	--	--	--	--	--	--	--	--	--	--	--	--	--	--	--	--
12/8	Pittsburgh	--	--	--	--	--	--	--	--	--	--	--	--	--	--	--	--	--	--	--	--	--
12/15	Cleveland	--	--	--	--	--	--	--	--	--	--	--	--	--	--	--	--	--	--	--	--	--
12/22	at Seattle	--	--	--	--	--	--	--	--	--	--	--	--	--	--	--	--	--	--	--	--	--
12/29	at L.A. Rams	--	--	--	--	--	--	--	--	--	--	--	--	--	--	--	--	--	--	--	--	--
2019 TOTALS:			118	35	36	1	0	18	20	2	0	39	6	6	0	6	3	4	297	29.7	44.9	2.52

THIRD DOWN EFFICIENCY ANALYSIS



CARDINALS 2019 REGULAR SEASON THIRD DOWN EFFICIENCY

CARDINALS

Date	Opponent	3rd & 1	3rd & 2	3rd & 3	3rd & 4	3rd & 5	3rd & 6	3rd & 7	3rd & 8	3rd & 9	3rd & 10+	Total
09/08	Detroit	1 / 2	1 / 2	0 / 0	1 / 2	1 / 1	0 / 0	3 / 5	1 / 2	0 / 1	1 / 7	9 / 22
09/15	at Baltimore	0 / 1	0 / 0	0 / 1	0 / 0	0 / 1	1 / 1	0 / 0	0 / 1	1 / 1	0 / 5	2 / 11
09/22	Carolina	6 / 6	0 / 0	0 / 0	1 / 1	1 / 2	0 / 0	0 / 2	1 / 1	0 / 0	0 / 5	9 / 17
09/29	Seattle	0 / 0	0 / 0	1 / 1	0 / 1	0 / 0	0 / 0	0 / 0	2 / 3	0 / 1	0 / 3	3 / 9
10/06	at Cincinnati	1 / 1	0 / 0	1 / 1	0 / 1	1 / 1	0 / 1	1 / 3	0 / 0	1 / 2	1 / 3	6 / 13
10/13	Atlanta	1 / 2	2 / 2	0 / 0	0 / 0	2 / 3	0 / 0	0 / 1	1 / 1	0 / 0	1 / 4	7 / 13
10/20	at N.Y. Giants	1 / 1	1 / 1	0 / 0	0 / 0	2 / 3	1 / 2	1 / 2	0 / 0	0 / 0	1 / 6	7 / 15
10/27	at New Orleans	0 / 1	1 / 2	0 / 1	1 / 2	0 / 1	0 / 0	0 / 1	0 / 0	0 / 1	0 / 3	2 / 12
10/31	San Francisco	0 / 0	1 / 1	0 / 0	0 / 0	0 / 1	0 / 0	0 / 0	0 / 1	0 / 0	1 / 5	2 / 8
11/10	at Tampa Bay	0 / 0	0 / 1	1 / 1	0 / 0	0 / 1	0 / 1	0 / 1	0 / 0	0 / 0	0 / 5	1 / 10
11/17	at San Francisco	0 / 0	1 / 1	0 / 0	1 / 1	0 / 1	0 / 0	0 / 0	0 / 1	0 / 0	1 / 6	3 / 10
12/01	L.A. Rams	--	--	--	--	--	--	--	--	--	--	--
12/08	Pittsburgh	--	--	--	--	--	--	--	--	--	--	--
12/15	Cleveland	--	--	--	--	--	--	--	--	--	--	--
12/22	at Seattle	--	--	--	--	--	--	--	--	--	--	--
12/29	at L.A. Rams	--	--	--	--	--	--	--	--	--	--	--
TOTALS		10 / 14	7 / 10	3 / 5	4 / 8	7 / 15	2 / 5	5 / 15	5 / 10	2 / 6	6 / 52	51 / 140
		71.4%	70.0%	60.0%	50.0%	46.7%	40.0%	33.3%	50.0%	33.3%	11.5%	36.4%
		3RD & 1-3: 20 / 29 = 69.0%			3RD & 4-6: 13 / 28 = 46.4%			3RD & 7-10+: 18 / 83 = 21.7%				

OPPONENT 2019 REGULAR SEASON THIRD DOWN EFFICIENCY

OPPONENT

Date	Opponent	3rd & 1	3rd & 2	3rd & 3	3rd & 4	3rd & 5	3rd & 6	3rd & 7	3rd & 8	3rd & 9	3rd & 10+	Total
09/08	Detroit	2 / 4	1 / 1	1 / 1	0 / 0	0 / 1	0 / 2	1 / 2	0 / 1	0 / 0	1 / 6	6 / 18
09/15	at Baltimore	1 / 1	0 / 1	0 / 0	1 / 2	0 / 0	1 / 1	2 / 2	0 / 0	0 / 0	2 / 7	7 / 14
09/22	Carolina	0 / 0	0 / 0	1 / 1	0 / 1	3 / 5	0 / 0	0 / 2	0 / 0	0 / 0	0 / 1	4 / 10
09/29	Seattle	0 / 0	2 / 2	0 / 0	1 / 2	0 / 1	0 / 1	0 / 0	0 / 0	0 / 1	1 / 3	4 / 10
10/06	at Cincinnati	1 / 1	2 / 2	0 / 0	0 / 0	1 / 5	0 / 0	0 / 1	0 / 1	0 / 0	1 / 2	5 / 12
10/13	Atlanta	2 / 2	1 / 2	0 / 0	2 / 2	0 / 0	0 / 0	0 / 2	0 / 0	0 / 0	1 / 3	6 / 11
10/20	at N.Y. Giants	0 / 0	0 / 0	0 / 1	1 / 1	0 / 0	0 / 0	1 / 1	1 / 1	0 / 0	1 / 8	4 / 12
10/27	at New Orleans	2 / 2	1 / 2	1 / 1	0 / 1	0 / 0	1 / 2	2 / 2	0 / 1	0 / 0	0 / 1	7 / 12
10/31	San Francisco	0 / 0	0 / 1	2 / 2	2 / 2	0 / 1	3 / 3	1 / 1	0 / 0	1 / 4	2 / 3	11 / 17
11/10	at Tampa Bay	2 / 2	1 / 1	0 / 1	0 / 0	1 / 1	0 / 0	0 / 1	1 / 1	0 / 1	2 / 7	7 / 15
11/17	at San Francisco	1 / 1	0 / 0	1 / 1	1 / 2	0 / 3	0 / 0	2 / 3	0 / 0	1 / 2	0 / 1	6 / 13
12/01	L.A. Rams	--	--	--	--	--	--	--	--	--	--	--
12/08	Pittsburgh	--	--	--	--	--	--	--	--	--	--	--
12/15	Cleveland	--	--	--	--	--	--	--	--	--	--	--
12/22	at Seattle	--	--	--	--	--	--	--	--	--	--	--
12/29	at L.A. Rams	--	--	--	--	--	--	--	--	--	--	--
TOTALS		11 / 13	8 / 12	6 / 8	8 / 13	5 / 17	5 / 9	9 / 17	2 / 5	2 / 8	11 / 42	67 / 144
		84.6%	66.7%	75.0%	61.5%	29.4%	55.6%	52.9%	40.0%	25.0%	26.2%	46.5%
		3RD & 1-3: 25 / 33 = 75.8%			3RD & 4-6: 18 / 39 = 46.2%			3RD & 7-10+: 24 / 72 = 33.3%				



CARDINALS

Date	Opponent	Pos	TD	PAT	2-Pt.	Miss		Blk/		INT	Fum	Dwns	Half	Game	Pts	Score		Pts/
						PAT	FG	FGA	MFG							TD%	Pct.	
09/08	Detroit	4	1	0	1	0	3	3	0	0	0	0	0	0	17	25.0	100.0	4.3
09/15	at Baltimore	4	1	0	1	0	3	3	0	0	0	0	0	0	17	25.0	100.0	4.3
09/22	Carolina	3	2	2	0	0	1	1	0	0	0	0	0	0	17	66.7	100.0	5.7
09/29	Seattle	3	1	1	0	0	1	1	0	0	0	0	0	1	10	33.3	66.7	3.3
10/06	at Cincinnati	6	1	1	0	0	4	5	1	0	0	0	0	0	19	16.7	83.3	3.2
10/13	Atlanta	4	3	3	0	0	1	1	0	0	0	0	0	0	24	75.0	100.0	6.0
10/20	at N.Y. Giants	2	0	0	0	0	1	1	0	0	0	0	0	1	3	0.0	50.0	1.5
10/27	at New Orleans	2	0	0	0	0	2	2	0	0	0	0	0	0	6	0.0	100.0	3.0
10/31	San Francisco	3	2	2	0	0	1	1	0	0	0	0	0	0	17	66.7	100.0	5.7
11/10	at Tampa Bay	4	1	1	0	0	1	1	0	1	1	0	0	0	10	25.0	50.0	2.5
11/17	at San Francisco	3	2	1	0	1	1	1	0	0	0	0	0	0	16	66.7	100.0	5.3
12/01	L.A. Rams	--	--	--	--	--	--	--	--	--	--	--	--	--	--	--	--	--
12/08	Pittsburgh	--	--	--	--	--	--	--	--	--	--	--	--	--	--	--	--	--
12/15	Cleveland	--	--	--	--	--	--	--	--	--	--	--	--	--	--	--	--	--
12/22	at Seattle	--	--	--	--	--	--	--	--	--	--	--	--	--	--	--	--	--
12/29	at L.A. Rams	--	--	--	--	--	--	--	--	--	--	--	--	--	--	--	--	--
TOTALS		38	14	11	2	1	19	20	1	1	1	0	0	2	156	36.8	86.8	4.1

OPPONENT

Date	Opponent	Pos	TD	PAT	2-Pt.	Miss		Blk/		INT	Fum	Dwns	Half	Game	Pts	Score		Pts/
						PAT	FG	FGA	MFG							TD%	Pct.	
09/08	Detroit	3	2	2	0	0	1	1	0	0	0	0	0	0	17	66.7	100.0	5.7
09/15	at Baltimore	4	1	1	0	0	2	2	0	0	0	0	0	1	13	25.0	75.0	3.3
09/22	Carolina	5	3	3	0	0	1	1	0	0	1	0	0	0	24	60.0	80.0	4.8
09/29	Seattle	4	2	2	0	0	2	2	0	0	0	0	0	0	20	50.0	100.0	5.0
10/06	at Cincinnati	3	1	1	0	0	2	2	0	0	0	0	0	0	13	33.3	100.0	4.3
10/13	Atlanta	5	4	3	0	1	1	1	0	0	0	0	0	0	30	80.0	100.0	6.0
10/20	at N.Y. Giants	2	1	1	0	0	0	1	1	0	0	0	0	0	7	50.0	50.0	3.5
10/27	at New Orleans	6	4	4	0	0	1	1	0	0	0	0	0	1	31	66.7	83.3	5.2
10/31	San Francisco	2	2	2	0	0	0	0	0	0	0	0	0	0	14	100.0	100.0	7.0
11/10	at Tampa Bay	4	3	3	0	0	1	1	0	0	0	0	0	0	24	75.0	100.0	6.0
11/17	at San Francisco	5	3	2	0	0	1	1	0	1	0	0	0	0	23	60.0	80.0	4.6
12/01	L.A. Rams	--	--	--	--	--	--	--	--	--	--	--	--	--	--	--	--	--
12/08	Pittsburgh	--	--	--	--	--	--	--	--	--	--	--	--	--	--	--	--	--
12/15	Cleveland	--	--	--	--	--	--	--	--	--	--	--	--	--	--	--	--	--
12/22	at Seattle	--	--	--	--	--	--	--	--	--	--	--	--	--	--	--	--	--
12/29	at L.A. Rams	--	--	--	--	--	--	--	--	--	--	--	--	--	--	--	--	--
TOTALS		43	26	24	0	1	12	13	1	1	1	0	0	2	216	60.5	88.4	5.0



OFFENSIVE

HIGH	DATE	OPPONENT		OPPONENT	DATE	LOW
34	10/13	vs. Atlanta	Points	at New Orleans	10/27	9
4	10/13	vs. Atlanta	Total Touchdowns	at New Orleans	10/27	0
82	9/8	vs. Detroit	Total Plays	at New Orleans	10/27	49
514	10/6	at Cincinnati	Total Net Yards	at New Orleans	10/27	237
26	10/6	at Cincinnati	Total First Downs	at New Orleans	10/27	10
11	10/6	at Cincinnati	First Downs Rushing	at Baltimore	9/15	2
16	9/8	vs. Detroit	First Downs Passing	at New Orleans	10/27	7
	10/13	vs. Atlanta		vs. San Francisco	10/31	
3	11/17	at San Francisco	First Down Penalties	at New Orleans	10/27	0
53.9%	10/13	vs. Atlanta	Third Down Efficiency	at Tampa Bay	11/10	10.0%
7.2	10/6	at Cincinnati	Average Yards Per Play	vs. Carolina	9/22	3.4
266	10/6	at Cincinnati	Total Net Yards Rushing	at Baltimore	9/15	20
38	10/6	at Cincinnati	Rushing Attempts	at Baltimore	9/15	11
	10/20	at N.Y. Giants		at New Orleans	10/27	
7	10/6	at Cincinnati	Rushing Average Yards	at Baltimore	9/15	1.8
3	10/20	at N.Y. Giants	Rushing Touchdowns	vs. Detroit	9/8	0
				vs. Carolina	9/22	
				at New Orleans	10/27	
				at Tampa Bay	11/10	
342	11/10	at Tampa Bay	Total Net Yards Passing	at N.Y. Giants	10/20	89
54	9/8	vs. Detroit	Passing Attempts	at N.Y. Giants	10/20	21
30	9/22	vs. Carolina	Passing Completions	at N.Y. Giants	10/20	14
3	10/13	vs. Atlanta	Passing Touchdowns	at Baltimore	9/15	0
	11/10	at Tampa Bay		vs. Seattle	9/29	
				at Cincinnati	10/6	
				at N.Y. Giants	10/20	
				at New Orleans	10/27	
9.2	10/13	vs. Atlanta	Passing Yards Average	vs. Carolina	9/22	2.5
2	9/22	vs. Carolina	Passes Thrown for Interception	at Baltimore	9/15	0
				at Cincinnati	10/6	
				vs. Atlanta	10/13	
				at N.Y. Giants	10/20	
				at New Orleans	10/27	
				vs. San Francisco	10/31	
				at San Francisco	11/17	
8	9/22	vs. Carolina	Times Sacked	vs. Atlanta	10/13	0
46	9/22	vs. Carolina	Sack Yards Lost	vs. Atlanta	10/13	0
8	9/22	vs. Carolina	QB Sacks	vs. Atlanta	10/13	0
8	9/8	vs. Detroit	Total Punts	vs. Seattle	9/29	3
				at Cincinnati	10/6	
				vs. Atlanta	10/13	
				at Tampa Bay	11/10	
380	9/8	vs. Detroit	Total Punt Yards	vs. Seattle	9/29	141
53.4	9/15	at Baltimore	Punt Gross Average Yards	at N.Y. Giants	10/20	33.8
49.7	11/10	at Tampa Bay	Punt Net Average Yards	at N.Y. Giants	10/20	22
3	9/8	vs. Detroit	Punt Returns	at San Francisco	11/17	0
	10/31	vs. San Francisco				
24	10/6	at Cincinnati	Punt Return Yards	at Baltimore	9/15	0
				at San Francisco	11/17	
12.0	10/6	at Cincinnati	Punt Return Yards Average	at Baltimore	9/15	0.0
				at San Francisco	11/17	
4	9/8	vs. Detroit	Kickoff Returns	vs. Seattle	9/29	0
	9/15	at Baltimore				
86	9/8	vs. Detroit	Kickoff Return Yards	vs. Seattle	9/29	0
				at N.Y. Giants	10/20	
12	10/6	at Cincinnati	Total Penalties	at New Orleans	10/27	5
104	11/17	at San Francisco	Penalty Yards	vs. Detroit	9/8	35
				at New Orleans	10/27	
2	11/17	at San Francisco	Total Fumbles	vs. Detroit	9/8	0
				vs. Carolina	9/22	
				vs. Seattle	9/29	
				at Cincinnati	10/6	
				vs. Atlanta	10/13	
				at N.Y. Giants	10/20	
				vs. San Francisco	10/31	



2	11/17	at San Francisco	Fumbles Lost	vs. Detroit at Baltimore vs. Carolina vs. Seattle at Cincinnati vs. Atlanta at N.Y. Giants at New Orleans vs. San Francisco	9/8 9/15 9/22 9/29 10/6 10/13 10/20 10/27 10/31	0
31:44	9/22	vs. Carolina	Time of Possession	at New Orleans	10/27	22:01



DEFENSIVE

HIGH	DATE	OPPONENT		OPPONENT	DATE	LOW
38	9/22	vs. Carolina	Points	at N.Y. Giants	10/20	21
5	9/22	vs. Carolina	Total Touchdowns	at Baltimore	9/15	2
	11/17	at San Francisco		at Cincinnati	10/6	
80	9/8	vs. Detroit	Total Plays	vs. Carolina	9/22	59
				vs. Seattle	9/29	
510	10/27	at New Orleans	Total Net Yards	at N.Y. Giants	10/20	263
31	10/13	vs. Atlanta	Total First Downs	vs. Carolina	9/22	21
				vs. Seattle	9/29	
				at Cincinnati	10/6	
				at N.Y. Giants	10/20	
				vs. San Francisco	10/31	
9	9/15	at Baltimore	First Downs Rushing	at San Francisco	11/17	1
	9/29	vs. Seattle				
20	10/13	vs. Atlanta	First Downs Passing	vs. Seattle	9/29	10
	10/27	at New Orleans				
	11/17	at San Francisco				
5	11/17	at San Francisco	First Down Penalties	at New Orleans	10/27	0
64.7%	10/31	vs. San Francisco	Third Down Efficiency	vs. Detroit	9/8	33.3%
				at N.Y. Giants	10/20	
7.1	10/27	at New Orleans	Average Yards Per Play	at N.Y. Giants	10/20	4
182	9/15	at Baltimore	Total Net Yards Rushing	at San Francisco	11/17	34
33	9/15	at Baltimore	Rushing Attempts	at San Francisco	11/17	19
5.6	9/22	vs. Carolina	Rushing Average Yards	at San Francisco	11/17	1.8
2	11/10	at Tampa Bay	Rushing Touchdowns	vs. Detroit	9/8	0
				at Baltimore	9/15	
				at Cincinnati	10/6	
				vs. Atlanta	10/13	
				vs. San Francisco	10/31	
				at San Francisco	11/17	
408	11/17	at San Francisco	Total Net Yards Passing	at N.Y. Giants	10/20	156
48	11/10	at Tampa Bay	Passing Attempts	vs. Carolina	9/22	26
34	10/27	at New Orleans	Passing Completions	vs. Carolina	9/22	19
	11/17	at San Francisco				
4	9/22	vs. Carolina	Passing Touchdowns	vs. Seattle	9/29	1
	10/13	vs. Atlanta		at N.Y. Giants	10/20	
	10/31	vs. San Francisco		at Tampa Bay	11/10	
	11/17	at San Francisco				
9	10/13	vs. Atlanta	Passing Yards Average	at N.Y. Giants	10/20	3.6
2	11/10	at Tampa Bay	Passes Thrown for Interception	vs. Detroit	9/8	0
	11/17	at San Francisco		at Baltimore	9/15	
				vs. Carolina	9/22	
				vs. Seattle	9/29	
				at Cincinnati	10/6	
				vs. Atlanta	10/13	
				vs. San Francisco	10/31	
8	10/20	at N.Y. Giants	Times Sacked	at New Orleans	10/27	0
67	10/20	at N.Y. Giants	Sack Yards Lost	at Cincinnati	10/6	0
				at New Orleans	10/27	
8	10/20	at N.Y. Giants	QB Sacks	at New Orleans	10/27	0
8	9/8	vs. Detroit	Total Punts	at New Orleans	10/27	2
				at San Francisco	11/17	
314	9/8	vs. Detroit	Total Punt Yards	at New Orleans	10/27	88
50.5	11/17	at San Francisco	Punt Gross Average Yards	at N.Y. Giants	10/20	37.3
50.5	11/17	at San Francisco	Punt Net Average Yards	at N.Y. Giants	10/20	36.3
5	9/8	vs. Detroit	Punt Returns	vs. Carolina	9/22	1
				at N.Y. Giants	10/20	
45	9/15	at Baltimore	Punt Return Yards	vs. Seattle	9/29	-3
17.0	10/20	at N.Y. Giants	Punt Return Yards Average	vs. Seattle	9/29	-1.5
4	10/20	at N.Y. Giants	Kickoff Returns	at New Orleans	10/27	0
	10/31	vs. San Francisco				
97	10/6	at Cincinnati	Kickoff Return Yards	at New Orleans	10/27	0
10	9/15	at Baltimore	Total Penalties	at New Orleans	10/27	2
	11/17	at San Francisco				
127	11/17	at San Francisco	Penalty Yards	at New Orleans	10/27	15
3	9/8	vs. Detroit	Total Fumbles	at New Orleans	10/27	0
	9/29	vs. Seattle		vs. San Francisco	10/31	
	10/20	at N.Y. Giants		at San Francisco	11/17	

CARDINALS HIGHS AND LOWS



2	9/8 10/20	vs. Detroit at N.Y. Giants	Fumbles Lost	at Baltimore vs. Seattle at Cincinnati vs. Atlanta at New Orleans vs. San Francisco at San Francisco vs. Carolina	9/15 9/29 10/6 10/13 10/27 10/31 11/17 9/22	0
39:23	9/8	vs. Detroit	Time of Possession			28:16



2019 REGULAR SEASON CARDINALS INDIVIDUAL SINGLE-GAME HIGHS			OPPONENT	DATE
Passes Attempted	54	Kyler Murray	vs. Lions	9/8
Passes Completed	30	Kyler Murray	vs. Panthers	9/22
Passing Yards	349	Kyler Murray	at Ravens	9/15
Touchdown Passes	3	Kyler Murray	at Buccaneers	11/10
		Kyler Murray	vs. Falcons	10/13
Pass Receptions	10	Christian Kirk	vs. Panthers	9/22
Receiving Yards	138	Christian Kirk	at Buccaneers	11/10
Touchdown Receptions	3	Christian Kirk	at Buccaneers	11/10
Rushing Attempts	27	Chase Edmonds	at Giants	10/20
Rushing Touchdowns	3	Chase Edmonds	at Giants	10/20
Yards From Scrimmage	162	Kenyan Drake	vs. 49ers	10/31
Combined Net Yards	162	Kenyan Drake	vs. 49ers	10/31
Interceptions Made	1	Jordan Hicks	at 49ers	11/17
		Jalen Thompson	at 49ers	11/17
		Jordan Hicks	at Buccaneers	11/10
		Byron Murphy Jr.	at Buccaneers	11/10
		Patrick Peterson	at Saints	10/27
		Jordan Hicks	at Giants	10/20
INT Return Yards	48	Jordan Hicks	at 49ers	11/17
Sacks	4.0	Chandler Jones	at Giants	10/20
Punts	8	Andy Lee	vs. Lions	9/8
Punt Returns	3	Pharoh Cooper	vs. 49ers	10/31
		Christian Kirk	vs. Lions	9/8
Punt Return Yards	24	Pharoh Cooper	at Bengals	10/6
Kickoff Returns	4	Damiere Byrd	at Ravens	9/15
		Andy Isabella	vs. Lions	9/8
Kickoff Return Yards	86	Andy Isabella	vs. Lions	9/8
Field Goals Attempted	5	Zane Gonzalez	at Bengals	10/6
Field Goals Made	4	Zane Gonzalez	at Bengals	10/6
		Zane Gonzalez	vs. Lions	9/8

2019 REGULAR SEASON ARIZONA CARDINALS LONGEST PLAYS			OPPONENT	DATE
Run From Scrimmage	37	Chase Edmonds	at Bengals	10/6
Touchdown Run	37	Chase Edmonds	at Bengals	10/6
Pass Reception	88	Andy Isabella	vs. 49ers	10/31
Touchdown Reception	88	Andy Isabella	vs. 49ers	10/31
Interception Return	48	Jordan Hicks	at 49ers	11/17
Punt Return	20	Christian Kirk	vs. Panthers	9/22
Kickoff Return	39	Pharoh Cooper	at Saints	10/27
Punt	64	Andy Lee	vs. 49ers	10/31
Field Goal	54	Zane Gonzalez	at Buccaneers	11/10



2019 REGULAR SEASON OPPONENTS INDIVIDUAL SINGLE-GAME HIGHS

			OPPONENT	DATE
Passes Attempted	48	Jameis Winston	at Buccaneers	11/10
Passes Completed	34	Jimmy Garoppolo	at 49ers	11/17
		Drew Brees	at Saints	10/27
Passing Yards	424	Jimmy Garoppolo	at 49ers	11/17
Touchdown Passes	4	Jimmy Garoppolo	at 49ers	11/17
		Jimmy Garoppolo	vs. 49ers	10/31
		Matt Ryan	vs. Falcons	10/13
		Kyle Allen	vs. Panthers	9/22
Pass Receptions	11	Michael Thomas	at Saints	10/27
Receiving Yards	134	Deebo Samuel	at 49ers	11/17
Touchdown Receptions	2	Ross Dwelley	at 49ers	11/17
		Devonta Freeman	vs. Falcons	10/13
		Greg Olsen	vs. Panthers	9/22
Rushing Yards	153	Christian McCaffrey	vs. Panthers	9/22
Rushing Attempts	24	Christian McCaffrey	vs. Panthers	9/22
Rushing Touchdowns	1	Peyton Barber	at Buccaneers	11/10
		Ronald Jones II	at Buccaneers	11/10
		Latavius Murray	at Saints	10/27
		Saquon Barkley	at Giants	10/20
		C.J. Prosise	vs. Seahawks	9/29
		Christian McCaffrey	vs. Panthers	9/22
Yards From Scrimmage	188	Christian McCaffrey	vs. Panthers	9/22
Combined Net Yards	188	Christian McCaffrey	vs. Panthers	9/22
Interceptions Made	2	Donte Jackson	vs. Panthers	9/22
INT Return Yards	27	Jadeveon Clowney	vs. Seahawks	9/29
Sacks	3.0	Mario Addison	vs. Panthers	9/22
		Devon Kennard	vs. Lions	9/8
Punts	8	Sam Martin	vs. Lions	9/8
Punt Returns	5	Jamal Agnew	vs. Lions	9/8
Punt Return Yards	45	Cyrus Jones	at Ravens	9/15
Kickoff Returns	4	Richie James Jr.	vs. 49ers	10/31
		Darius Slayton	at Giants	10/20
Kickoff Return Yards	97	Brandon Wilson	at Bengals	10/6
Field Goals Attempted	3	Matt Gay	at Buccaneers	11/10
		Randy Bullock	at Bengals	10/6
		Justin Tucker	at Ravens	9/15
Field Goals Made	3	Matt Gay	at Buccaneers	11/10
		Randy Bullock	at Bengals	10/6
		Justin Tucker	at Ravens	9/15

2019 REGULAR SEASON OPPONENTS LONGEST PLAYS

			OPPONENT	DATE
Run From Scrimmage	76	Christian McCaffrey	vs. Panthers	9/22
Touchdown Run	76	Christian McCaffrey	vs. Panthers	9/22
Pass Reception	57	Richie James Jr.	at 49ers	11/17
Touchdown Reception	52	D.J. Moore	vs. Panthers	9/22
Interception Return	27	Jadeveon Clowney	vs. Seahawks	9/29
Punt Return	25	Cyrus Jones	at Ravens	9/15
Kickoff Return	52	Brandon Wilson	at Bengals	10/6
Punt	63	Kevin Huber	at Bengals	10/6
Field Goal	55	Matt Prater	vs. Lions	9/8



DATE	POS.	NAME	TRANSACTION
11/20	OL	Ian Silberman	Released from the practice squad
11/20	LB	Tanner Vallejo	Signed to the practice squad
11/16	TE	Maxx Williams	Signed a two-year extension
11/13	DL	Zach Allen	Placed on injured reserve (neck)
11/13	DL	Miles Brown	Elevated to the active roster from the practice squad
11/13	LB	Vontarrius Dora	Re-signed to the practice squad
11/13	CB	Sojourn Shelton	Signed to the practice squad
11/13	OL	Ian Silberman	Signed to the practice squad
11/8	CB	Chris Jones	Elevated to the active roster from the practice squad
11/8	LB	Brooks Reed	Placed on injured reserve (hamstring)
11/8	LB	Pete Robertson	Elevated to the active roster from the practice squad
11/6	LB	Zach Brown	Released
11/6	OL	Max Garcia	Activated from the Reserve/Physically Unable to Perform (PUP) list
11/6	DL	Clinton McDonald	Placed on injured reserve (neck)
11/1	LB	Zach Brown	Signed
11/1	RB	Alfred Morris	Released
10/28	RB	D.J. Foster	Placed on injured reserve (hamstring)
10/28	RB	Kenyan Drake	Acquired from Miami in exchange for a conditional pick in the 2020 NFL Draft
10/23	RB	Alfred Morris	Signed
10/23	CB	Trevor Williams	Released
10/23	RB	Zach Zenner	Signed
10/22	LB	Ramik Wilson	Released
10/19	CB	Patrick Peterson	Activated to the 53-man roster
10/19	OL	Brett Toth	Placed on the non-football injury (NFI) list (illness)
10/11	CB	Andre Chachere	Released from the practice squad
10/11	CB	Chris Jones	Re-signed to the practice squad
10/9	CB	Chris Jones	Released
10/9	LB	Ramik Wilson	Signed
10/8	RB	Justin Davis	Re-signed to the practice squad
10/8	CB	Trevor Williams	Awarded waiver claim (LA Chargers)
10/8	P	Ryan Winslow	Released
10/5	TE	Darrell Daniels	Elevated to the active roster from the practice squad
10/5	OL	Jordan Mills	Placed on injured reserve (knee)
10/3	DL	Miles Brown	Signed to the practice squad
10/3	RB	Justin Davis	Released from the practice squad
10/2	DL	Zach Kerr	Signed
10/1	DL	Miles Brown	Released
10/1	WR	Pharoh Cooper	Re-signed
10/1	TE	Darrell Daniels	Re-signed to the practice squad
9/30	WR	Johnnie Dixon	Placed on the practice squad injured reserve list
9/30	WR	A.J. Richardson	Signed to the practice squad
9/30	S	D.J. Swearinger Sr.	Released
9/28	TE	Darrell Daniels	Release
9/28	P	Ryan Winslow	Elevated to the active roster from the practice squad
9/25	S	Chris Banjo	Signed
9/24	P	Ryan Winslow	Signed to the practice squad
9/23	WR	Michael Crabtree	Released
9/21	TE	Darrell Daniels	Elevated to the active roster from the practice squad
9/21	OL	Jeremy Vujnovich	Released
9/11	CB	Andre Chachere	Signed to the practice squad
9/11	TE	Darrell Daniels	Signed to the practice squad
9/10	OL	Marcus Gilbert	Placed on injured reserve (knee)
9/10	OL	Jordan Mills	Signed
9/10	LB	Dante Booker	Released from the practice squad
9/9	TE	Darrell Daniels	Released
9/9	OL	Jeremy Vujnovich	Re-signed
9/7	TE	Darrell Daniels	Elevated to the active roster from the practice squad
9/7	OL	Jeremy Vujnovich	Released
9/3	CB	Jalen Davis	Signed to the practice squad
9/3	RB	Justin Davis	Signed to the practice squad
9/3	WR	Johnnie Dixon	Signed to the practice squad
9/3	LB	Kylie Fitts	Signed to the practice squad
9/3	LB	Pete Robertson	Signed to the practice squad
9/3	QB	Kyle Slotter	Signed to the practice squad
9/3	CB	Nate Brooks	Released from the practice squad
9/3	LB	Vontarrius Dora	Released from the practice squad
9/2	OL	Sam Jones	Signed to the practice squad
9/2	QB	Drew Anderson	Released from the practice squad
9/2	WR	A.J. Richardson	Released from the practice squad
9/1	LB	Cassius Marsh Sr.	Signed to a one-year contract
9/1	CB	Robert Alford	Placed on injured reserve (leg)
9/1	QB	Drew Anderson	Signed to the practice squad
9/1	LB	Dante Booker	Signed to the practice squad
9/1	CB	Nate Brooks	Signed to the practice squad
9/1	TE	Darrell Daniels	Signed to the practice squad
9/1	LB	Vontarrius Dora	Signed to the practice squad
9/1	WR	A.J. Richardson	Signed to the practice squad
9/1	TE	Caleb Wilson	Signed to the practice squad
9/1	DL	Jonathan Bullard	Awarded waiver claim (Chicago)
9/1	OL	Justin Murray	Awarded waiver claim (Oakland)
9/1	CB	Kevin Peterson	Awarded waiver claim (LA Rams)
9/1	OL	Brett Toth	Awarded waiver claim (Philadelphia)

9/1	S	Charles Washington	Awarded waiver claim (Detroit)
9/1	RB	T.J. Logan	Released
9/1	LB	Pete Robertson	Released
9/1	LB	Tanner Vallejo	Released
8/31	RB	Wes Hills	Reached an injury settlement
8/31	OL	Rees Odhiambo	Waived/injured (chest)
8/31	OL	William Sweet	Waived/injured (foot)
8/31	LB	Pita Taumoepeu	Waived/injured (hamstring)
8/31	CB	Brandon Williams	Waived/injured (shoulder)
8/31	OL	Max Garcia	Placed on the Reserve/Physically Unable to Perform (PUP) list
8/31	DL	Siupeli Anau	Released
8/31	QB	Drew Anderson	Released
8/31	DL	Sterling Bailey	Released
8/31	TE	Drew Belcher	Released
8/31	LB	Dante Booker	Released
8/31	CB	Nate Brooks	Released
8/31	WR	Pharoh Cooper	Released
8/31	TE	Darrell Daniels	Released
8/31	LB	Vontarrius Dora	Released
8/31	OL	Parker Ehinger	Released
8/31	OL	Colby Gossett	Released
8/31	DL	Bruce Hector	Released
8/31	QB	Charles Kanoff	Released
8/31	OL	Patrick Lawrence	Released
8/31	LB	Cameron Malveaux	Released
8/31	CB	Deatrick Nichols	Released
8/31	OL	Jacob Ohnesorge	Released
8/31	S	Jonathan Owens	Released
8/31	WR	A.J. Richardson	Released
8/31	TE	Ricky Seals-Jones	Released
8/31	OL	Coleman Shelton	Released
8/31	S	Tyler Sigler	Released
8/31	RB	Dontae Strickland	Released
8/31	DL	Pasoni Tasini	Released
8/31	WR	Chad Williams	Released
8/31	TE	Caleb Wilson	Released
8/31	P	Ryan Winslow	Released
8/31	WR	Isaac Zico	Released
8/29	OL	Korey Cunningham	Traded to New England for a sixth-round pick in the 2020 NFL Draft
8/27	DL	Terrell McClain	Released
8/27	OL	Jacob Ohnesorge	Signed
8/25	LB	Andre Branch	Released
8/25	WR	Hakeem Butler	Placed on injured reserve (hand)
8/25	LB	Jeff Holland	Released
8/25	LB	Hayes Pullard	Released
8/25	DB	Josh Shaw	Placed on injured reserve (shoulder)
8/22	S	Rudy Ford	Traded to Philadelphia for DL Bruce Hector
8/22	DL	Bruce Hector	Acquired from Philadelphia in exchange for S Rudy Ford
8/21	WR	Michael Crabtree	Agreed to terms on a one-year contract
8/21	WR	Kevin White	Released
8/12	LB	Jeff Holland	Awarded waiver claim (Denver)
8/11	TE	Charles Clay	Activated off PUP
8/11	DL	Pasoni Tasini	Re-signed
8/11	CB	Brandon Williams	Activated off PUP
8/10	DL	Darius Philon	Released
8/8	DL	Vincent Valentine	Waived/Injured
8/2	OL	Tariq Cole	Released
8/2	OL	Parker Ehinger	Signed
8/2	LB	Hayes Pullard	Signed
8/2	RB	Xavier Turner	Released
8/2	WR	Isaac Zico	Signed
8/2	OL	Patrick Lawrence	Signed
7/30	LB	Dante Booker	Activated off PUP
7/30	LB	Andre Branch	Signed to a one-year contract
7/28	LB	Matt Longacre	Released
7/27	DL	Robert Nkemdiche	Released
7/27	LB	Brooks Reed	Activated off PUP
7/24	LB	Matt Longacre	Signed to a one-year contract
7/20	DL	Sterling Bailey	Signed
7/20	LB	Dante Booker	Placed on PUP (back)
7/20	TE	Charles Clay	Placed on PUP (knee)
7/20	OL	Max Garcia	Placed on PUP (knee)
7/20	OL	Will Holden	Released
7/20	DL	Robert Nkemdiche	Placed on PUP (knee)
7/20	LB	Brooks Reed	Placed on PUP (hip)
7/20	OL	Immanuel Turner	Released
7/20	CB	Brandon Williams	Placed on PUP (back)
7/17	OL	Desmond Harrison	Released
7/17	S	Jalen Thompson	Signed (Supplemental Draft, 5th round) to a four-year contract
6/13	CB	David Amerson	Released
6/6	OL	Desmond Harrison	Awarded waiver claim (Cleveland)
6/6	OL	Andrew Lauderdale	Released



5/29	LB	James Folston, Jr.	Released
5/29	LB	Pita Taumoeopenu	Awarded waiver claim (San Francisco)
5/22	WR	Malachi Dupre	Released
5/22	DL	Terrell McClain	Signed
5/13	TE	Jerome Washington	Released
5/13	CB	Ryan Pulley	Released
5/13	RB	Dontae Strickland	Signed
5/13	S	Tyler Sigler	Signed
5/10	RB	Brandon Wilds	Released
5/10	OL	Brant Weiss	Released
5/10	WR	Jalen Tolliver	Released
5/10	DL	Pasoni Tasini	Released
5/10	CB	Jonathan Moxey	Released
5/10	WR	Bryant Mitchell	Released
5/10	OL	Will House	Released
5/10	OL	Justin Evans	Released
5/10	OL	Zack Golditch	Released
5/10	CB	Nate Brooks	Signed
5/10	RB	Wes Hills	Signed
5/10	DL	Michael Dogbe	Signed (7th round) to a four-year contract
5/10	OL	Lamont Gaillard	Signed (6th round) to a four-year contract
5/10	S	Deionte Thompson	Signed (5th round) to a four-year contract
5/10	WR	Hakeem Butler	Signed (4th round) to a four-year contract
5/10	WR	Andy Isabella	Signed (2nd round) to a four-year contract
5/9	TE	Caleb Wilson	Signed (7th round) to a four-year contract
5/9	OL	Josh Miles	Signed (7th round) to a four-year contract
5/9	WR	KeeSean Johnson	Signed (6th round) to a four-year contract
5/9	DL	Zach Allen	Signed (3rd round) to a four-year contract
5/9	CB	Byron Murphy Jr.	Signed (2nd round) to a four-year contract
5/9	QB	Kyler Murray	Signed (1st round) to a four-year contract
5/3	TE	Maxx Williams	Signed to a one-year contract
5/2	K	Cole Murphy	Released
5/2	P	Ryan Winslow	Signed
4/29	QB	Drew Anderson	Agreed to terms as a rookie free agent
4/29	TE	Drew Belcher	Agreed to terms as a rookie free agent
4/29	LB	Dante Booker	Agreed to terms as a rookie free agent
4/29	DL	Miles Brown	Agreed to terms as a rookie free agent
4/29	OL	Tariq Cole	Agreed to terms as a rookie free agent
4/29	LB	James Folston, Jr.	Agreed to terms as a rookie free agent
4/29	CB	Ryan Pulley	Agreed to terms as a rookie free agent
4/29	WR	A.J. Richardson	Agreed to terms as a rookie free agent
4/29	OL	William Sweet	Agreed to terms as a rookie free agent
4/29	DL	Immanuel Turner	Agreed to terms as a rookie free agent
4/29	RB	Xavier Turner	Agreed to terms as a rookie free agent
4/29	TE	Jerome Washington	Agreed to terms as a rookie free agent
4/26	QB	Josh Rosen	Traded to Miami for a second-round selection (#62) in the 2019 NFL Draft and a fifth-round pick in the 2020 NFL Draft
4/16	OL	Brant Weiss	Signed to a one-year contract
4/15	OL	Jeremiah Poutasi	Released
4/8	TE	Darrell Daniels	Signed his one-year contract for the 2019 season
4/8	OL	Andrew Lauderdale	Signed
4/8	OL	Jeremiah Poutasi	Signed
4/8	OL	Jeremy Vujnovich	Signed his one-year contract for the 2019 season
4/8	DL	Rodney Gunter	Re-signed to a one-year contract
4/2	CB	Tramaine Brock Sr.	Signed to a one-year contract

3/26	WR	Damiere Byrd	Signed to a one-year contract
3/21	TE	Ricky Seals-Jones	Signed his one-year contract for the 2019 season
3/21	DL	Darius Philon	Signed to a two-year contract
3/18	DB	Josh Shaw	Signed to a one-year contract
3/16	OL	Max Garcia	Signed to a one-year contract
3/15	WR	Kevin White	Signed to a one-year contract
3/15	OL	J.R. Sweezy	Signed to a two-year contract
3/15	LB	Jordan Hicks	Signed to a four-year contract
3/14	QB	Brett Hundley	Agreed to terms on a one-year contract
3/14	LB	Terrell Suggs	Agreed to terms on a one-year contract
3/13	K	Cole Murphy	Signed
3/13	TE	Jermaine Gresham	Released
3/13	OL	Marcus Gilbert	Acquired from Pittsburgh in exchange for a sixth-round pick (#207) in the 2019 NFL Draft
3/8	OL	Jeremy Vujnovich	Tendered contract to exclusive rights free agent
3/8	TE	Ricky Seals-Jones	Tendered contract to exclusive rights free agent
3/8	TE	Darrell Daniels	Tendered contract to exclusive rights free agent
3/8	RB	D.J. Foster	Re-signed to a one-year contract
3/8	QB	Mike Glennon	Released
3/8	S	Antoine Bethea	Released
3/6	LB	Josh Byner	Released
2/20	LB	Thurston Armbrister	Released
2/11	TE	Charles Clay	Signed to a one-year contract
2/11		Rusty McKinney	Hired (defensive assistant)
2/11		Don Shumpert	Hired (Bill Bidwill Fellowship/RBs)
2/9	LB	Brooks Reed	Signed to a one-year contract
2/7	CB	Robert Alford	Signed to a three-year contract
2/6		Chris Achuff	Returned to the coaching staff (defensive line)
2/6		Peter Badovinac	Hired (assistant wide receivers)
2/6		Charlie Bullen	Hired (assistant linebackers)
2/6		Rob Grosso	Hired (defensive quality control)
2/6		Randall McCray	Returned to the coaching staff (assistant special teams)
2/6		Buddy Morris	Returned to the coaching staff (strength and conditioning)
2/6		Marcus Robertson	Hired (defensive backs)
2/6		James Saxon	Hired (Running Backs)
2/6		Vernon Stephens	Returned to the coaching staff (assistant strength and conditioning)
2/6		Cam Turner	Returned to the coaching staff (offensive assistant/assistant quarterbacks)
2/6		Spencer Whipple	Hired (offensive quality control)
2/6		Greg Williams	Hired (cornerbacks)
2/5	LB	Tanner Vallejo	Awarded waiver claim (Cleveland)
1/23	WR	Larry Fitzgerald	Re-signed to a one-year contract
1/22		Tom Clements	Hired (pass game coordinator/quarterbacks coach)
1/13		Steve Heiden	Retained (tight ends)
1/13		Sean Kugler	Hired (offensive line)
1/13		Brian Natkin	Hired (assistant offensive line)
1/13		David Raih	Hired (wide receivers)
1/11		Bill Davis	Hired (linebackers)
1/11		Vance Joseph	Hired (defensive coordinator)
1/11		Jeff Rodgers	Retained (special teams coordinator)
1/10	WR	Bryant Mitchell	Signed to a future contract for 2019
1/8		Kliff Kingsbury	Hired as head coach and agreed to terms on a four-year contract with a team option for a fifth year

CARDINALS PARTICIPATION



	2019 REGULAR SEASON ARIZONA CARDINALS PLAYER PARTICIPATION																			
	1	2	3	4	5	6	7	8	9	10	11	12	13	14	15	16	2019			
	DET	@ BAL	CAR	SEA	@ CIN	ATL	@ NYG	@ NO	SF	@ TB	@ SF	LAR	PIT	CLE	@ SEA	@ LAR				
PLAYERS	9/8	9/15	9/22	9/29	10/6	10/13	10/20	10/27	10/31	11/10	11/17	12/1	12/8	12/15	12/22	12/29	GP	GS	DNP	IN
Alford, Robert	IR	IR	IR	IR	IR	IR	IR	IR	IR	IR	IR	-	-	-	-	-	0	0	0	0
Allen, Zach	DE	P	P	P	IAJ	IAJ	IAJ	IAJ	IAJ	IAJ	IR	-	-	-	-	-	4	1	0	6
Baker, Budda	FS	FS	FS	FS	FS	FS	SS	FS	FS	FS	FS	-	-	-	-	-	11	11	0	0
Banjo, Chris	-	-	-	P	P	P	P	P	P	P	P	-	-	-	-	-	8	0	0	0
Booker, Dante	PS	-	-	-	-	-	-	-	-	-	-	-	-	-	-	-	0	0	0	0
Brewer, Aaron	P	P	P	P	P	P	P	P	P	P	P	-	-	-	-	-	11	0	0	0
Brock Sr., Tramaine	CB	CB	CB	CB	CB	CB	P	P	P	IAJ	IA	-	-	-	-	-	9	6	0	2
Brown, Miles	IA	P	P	P	PS	PS	PS	PS	PS	PS	P	-	-	-	-	-	4	0	0	1
Bullard, Jonathan	P	IAJ	IAJ	DE	DE	P	DE	DE	DE	DE	IAJ	-	-	-	-	-	8	6	0	3
Butler, Hakeem	IR	IR	IR	IR	IR	IR	IR	IR	IR	IR	IR	-	-	-	-	-	0	0	0	0
Byrd, Damiere	WR	WR	WR	IAJ	IAJ	P	P	P	IA	IA	IA	-	-	-	-	-	6	3	0	5
Chachere, Andre	-	PS	PS	PS	PS	-	-	-	-	-	-	-	-	-	-	-	0	0	0	0
Clay, Charles	P	P	TE	P	TE	P	TE	TE	TE	P	TE	-	-	-	-	-	11	6	0	0
Cole, Mason	P	P	P	P	P	P	P	P	LG	LG	P	-	-	-	-	-	11	2	0	0
Cooper, Pharoh	-	-	-	-	P	WR	P	P	P	P	P	-	-	-	-	-	7	1	0	0
Crabtree, Michael	IA	WR	P	-	-	-	-	-	-	-	-	-	-	-	-	-	2	1	0	1
Daniels, Darrell	IA	PS	P	-	P	P	P	P	P	P	P	-	-	-	-	-	8	0	0	1
Davis, Jalen	PS	PS	PS	PS	PS	PS	PS	PS	PS	PS	PS	-	-	-	-	-	0	0	0	0
Davis, Justin	PS	PS	PS	PS	-	PS	PS	PS	PS	PS	PS	-	-	-	-	-	0	0	0	0
Dixon, Johnnie	PS	PS	PS	PS	PS	PS/IR	PS/IR	PS/IR	PS/IR	PS/IR	PS/IR	-	-	-	-	-	0	0	0	0
Dogbe, Michael	IA	IA	IA	IA	P	P	IA	IA	IA	P	P	-	-	-	-	-	4	0	0	7
Dora, Vontarius	-	-	-	-	-	-	-	-	-	-	PS	-	-	-	-	-	0	0	0	0
Drake, Kenyan	-	-	-	-	-	-	-	-	RB	RB	RB	-	-	-	-	-	3	3	0	0
Edmonds, Chase	P	P	P	RB	P	P	P	RB	IAJ	IAJ	IAJ	-	-	-	-	-	8	2	0	3
Fitts, Kylie	PS	PS	PS	PS	PS	PS	PS	PS	PS	PS	PS	-	-	-	-	-	0	0	0	0
Fitzgerald, Larry	WR	WR	WR	WR	WR	WR	WR	WR	WR	WR	WR	-	-	-	-	-	11	11	0	0
Foster, D.J.	P	P	P	P	P	P	IAJ	IAJ	IR	IR	IR	-	-	-	-	-	6	0	0	2
Gaillard, Lamont	IAJ	IAJ	IAJ	IAJ	DNP	IA	IA	IA	DNP	IA	IA	-	-	-	-	-	0	0	2	9
Garcia, Max	PUP	PUP	PUP	PUP	PUP	PUP	PUP	PUP	PUP	P	P	-	-	-	-	-	2	0	0	0
Gardeck, Dennis	P	P	P	P	IAJ	IAJ	P	P	P	P	P	-	-	-	-	-	9	0	0	2
Gilbert, Marcus	IAJ	IR	IR	IR	IR	IR	IR	IR	IR	IR	IR	-	-	-	-	-	0	0	0	1
Gonzalez, Zane	P	P	P	P	P	P	P	P	P	P	P	-	-	-	-	-	11	0	0	0
Gunter, Rodney	DE	DE	DE	DE	DE	DE	DE	DE	DE	DE	DE	-	-	-	-	-	11	11	0	0
Hicks, Jordan	ILB	ILB	ILB	ILB	ILB	ILB	ILB	ILB	ILB	ILB	ILB	-	-	-	-	-	11	11	0	0
Humphries, D.J.	LT	LT	LT	LT	LT	LT	LT	LT	LT	LT	LT	-	-	-	-	-	11	11	0	0
Hundley, Brett	DNP	DNP	DNP	DNP	DNP	DNP	DNP	P	DNP	DNP	DNP	-	-	-	-	-	1	0	10	0
Isabella, Andy	P	IA	P	P	P	P	WR	P	P	P	P	-	-	-	-	-	10	1	0	1
Johnson, David	RB	RB	RB	RB	RB	RB	RB	IAJ	IAJ	RB	P	-	-	-	-	-	9	8	0	2
Johnson, KeeSean	WR	P	P	P	WR	WR	P	IA	P	WR	P	-	-	-	-	-	10	4	0	1
Jones, Chandler	SAM	SAM	SAM	SAM	SAM	SAM	SAM	SAM	SAM	SAM	SAM	-	-	-	-	-	11	11	0	0
Jones, Chris	P	P	DB	P	P	PS	PS	PS	PS	P	P	-	-	-	-	-	7	1	0	0
Jones, Sam	PS	PS	PS	PS	PS	PS	PS	PS	PS	PS	PS	-	-	-	-	-	0	0	0	0
Kerr, Zach	-	-	-	-	P	P	P	P	P	P	DE	-	-	-	-	-	7	1	0	0
Kirk, Christian	WR	WR	WR	WR	IAJ	IAJ	IAJ	WR	WR	WR	WR	-	-	-	-	-	8	8	0	3
Lee, Andy	P	P	P	IAJ	P	P	P	P	P	P	P	-	-	-	-	-	10	0	0	1
Marsh Sr., Cassius	P	P	P	P	P	P	P	P	P	P	P	-	-	-	-	-	11	0	0	0
McDonald, Clinton	P	P	P	P	P	P	P	P	P	IR	IR	-	-	-	-	-	9	0	0	0
Miles, Josh	P	IA	IA	IA	P	P	P	P	P	P	IA	-	-	-	-	-	7	0	0	4
Mills, Jordan	-	P	RT	RT	IR	IR	IR	IR	IR	IR	IR	-	-	-	-	-	3	2	0	0
Morris, Alfred	-	-	-	-	-	-	-	-	IA	P	-	-	-	-	-	-	1	0	0	1
Murphy Jr., Byron	CB	CB	CB	CB	CB	CB	CB	CB	CB	CB	CB	-	-	-	-	-	11	11	0	0
Murray, Justin	RT	RT	P	P	RT	RT	RT	RT	IAJ	IAJ	RT	-	-	-	-	-	9	7	0	2
Murray, Kyler	QB	QB	QB	QB	QB	QB	QB	QB	QB	QB	QB	-	-	-	-	-	11	11	0	0
Peters, Corey	NT	NT	NT	NT	NT	NT	NT	NT	NT	NT	NT	-	-	-	-	-	11	11	0	0
Peterson, Kevin	P	P	P	P	P	DB	P	P	P	P	P	-	-	-	-	-	11	1	0	0
Peterson, Patrick	SUS	SUS	SUS	SUS	SUS	SUS	CB	CB	CB	CB	CB	-	-	-	-	-	5	5	0	0
Pugh, Justin	LG	LG	LG	LG	LG	LG	LG	LG	RT	RT	LG	-	-	-	-	-	11	11	0	0
Reddick, Haason	P	ILB	ILB	ILB	ILB	ILB	P	P	P	P	P	-	-	-	-	-	11	5	0	0
Reed, Brooks	P	P	P	P	P	P	P	P	P	IR	IR	-	-	-	-	-	9	0	0	0
Richardson, A.J.	-	-	-	-	PS	PS	PS	PS	PS	PS	PS	-	-	-	-	-	0	0	0	0
Robertson, Pete	PS	PS	PS	PS	PS	PS	PS	PS	PS	P	P	-	-	-	-	-	2	0	0	0
Shaw, Josh	IR	IR	IR	IR	IR	IR	IR	IR	IR	IR	IR	-	-	-	-	-	0	0	0	0
Shelton, Sojourn	-	-	-	-	-	-	-	-	-	-	PS	-	-	-	-	-	0	0	0	0
Sherfield, Trent	P	P	P	P	P	WR	P	P	P	P	P	-	-	-	-	-	11	1	0	0
Shipley, A.Q.	C	C	C	C	C	C	C	C	C	C	C	-	-	-	-	-	11	11	0	0
Silberman, Ian	-	-	-	-	-	-	-	-	-	-	PS	-	-	-	-	-	0	0	0	0
Sloter, Kyle	PS	PS	PS	PS	PS	PS	PS	PS	PS	PS	PS	-	-	-	-	-	0	0	0	0
Suggs, Terrell	WILL	WILL	WILL	WILL	WILL	WILL	WILL	WILL	WILL	WILL	WILL	-	-	-	-	-	11	11	0	0
Swearingen Sr., D.J.	SS	SS	SS	SS	-	-	-	-	-	-	-	-	-	-	-	-	4	4	0	0
Sweet, William	IR	IR	IR	IR	IR	IR	IR	IR	IR	IR	IR	-	-	-	-	-	0	0	0	0
Sweezy, J.R.	RG	RG	RG	RG	RG	RG	RG	RG	RG	RG	RG	-	-	-	-	-	11	11	0	0
Taumoepenu, Pita	IR	-	-	-	-	-	-	-	-	-	-	-	-	-	-	-	0	0	0	0
Thompson, Deionte	P	DB	P	P	P	SS	P	P	P	IAJ	P	-	-	-	-	-	10	2	0	1
Thompson, Jalen	P	P	IA	P	FS	P	FS	SS	FS	SS	SS	-	-	-	-	-	10	6	0	1
Toth, Brett	IA	IA	IA	IA	IA	IA	NFIN	NFIN	NFIN	NFIN	NFIN	-	-	-	-	-	0	0	0	6
Turner, Ezekiel	P	P	IAJ	P	IAJ	IAJ	IAJ	P	P	P	P	-	-	-	-	-	7	0	0	4
Vujnovich, Jeremy	-	IA	-	-	-	-	-	-	-	-	-	-	-	-	-	-	0	0	0	1
Walker, Joe	ILB	P	P	P	P	P	ILB	ILB	ILB	ILB	ILB	-	-	-	-	-	11	6	0	0
Washington, Charles	P	P	P	IAJ	IAJ	IAJ	P	P	IA	P	P	-	-	-	-	-	7	0	0	4
Williams, Brandon	IR	IR	IR	IR	IR	IR	IR	IR	IR	IR	IR	-	-	-	-	-	0	0	0	0
Williams, Maxx	P	P	P	TE	TE	P	TE	TE	TE	P	TE	-	-	-	-	-	11	6	0	0
Williams, Trevor	-	-	-	-	-	P	P	-	-</											

LEGEND: Position=Started, P=Played, IA=On Inactive List, IAJ=Inactive/Injured, DNP=Did Not Play, IR=Injured Reserve, PS=Practice Squad, SUS=Reserve/Suspension, PUP=Reserved/Physically Unable to Perform, PS/IR=Practice Squad/Injured Reserve, NFIN=Non-Football Injury, -=With Other Team/Not on Roster

CARDINALS STARTERS AND INACTIVES



OFFENSE											
DATE	OPPONENT	WR	LT	LG	C	RG	RT	TE	QB	RB	
9/8	Detroit	L. Fitzgerald/ C. Kirk/ D. Byrd/ K. Johnson	D. Humphries	J. Pugh	A. Shipley	J. Sweezy	J. Murray	--	K. Murray	D. Johnson	
9/15	at Baltimore	L. Fitzgerald/ M. Crabtree/ C. Kirk/ D. Byrd	D. Humphries	J. Pugh	A. Shipley	J. Sweezy	J. Murray	--	K. Murray	D. Johnson	
9/22	Carolina	L. Fitzgerald/ C. Kirk/ D. Byrd	D. Humphries	J. Pugh	A. Shipley	J. Sweezy	J. Mills	C. Clay	K. Murray	D. Johnson	
9/29	Seattle	L. Fitzgerald/ C. Kirk	D. Humphries	J. Pugh	A. Shipley	J. Sweezy	J. Mills	M. Williams	K. Murray	D. Johnson/ C. Edmonds	
10/6	at Cincinnati	L. Fitzgerald/ K. Johnson	D. Humphries	J. Pugh	A. Shipley	J. Sweezy	J. Murray	C. Clay/ M. Williams	K. Murray	D. Johnson	
10/13	Atlanta	L. Fitzgerald/ T. Sherfield/ P. Cooper/ K. Johnson	D. Humphries	J. Pugh	A. Shipley	J. Sweezy	J. Murray	--	K. Murray	D. Johnson	
10/20	at N.Y. Giants	L. Fitzgerald/ A. Isabella	D. Humphries	J. Pugh	A. Shipley	J. Sweezy	J. Murray	C. Clay/ M. Williams	K. Murray	D. Johnson	
10/27	at New Orleans	L. Fitzgerald/ C. Kirk	D. Humphries	J. Pugh	A. Shipley	J. Sweezy	J. Murray	C. Clay/ M. Williams	K. Murray	C. Edmonds	
10/31	San Francisco	L. Fitzgerald/ C. Kirk	D. Humphries	M. Cole	A. Shipley	J. Sweezy	J. Pugh	C. Clay/ M. Williams	K. Murray	K. Drake	
11/10	at Tampa Bay	L. Fitzgerald/ C. Kirk/ K. Johnson	D. Humphries	M. Cole	A. Shipley	J. Sweezy	J. Pugh	--	K. Murray	D. Johnson/ K. Drake	
11/17	at San Francisco	L. Fitzgerald/ C. Kirk	D. Humphries	J. Pugh	A. Shipley	J. Sweezy	J. Murray	C. Clay/ M. Williams	K. Murray	K. Drake	
12/1	L.A. Rams	--	--	--	--	--	--	--	--	--	
12/8	Pittsburgh	--	--	--	--	--	--	--	--	--	
12/15	Cleveland	--	--	--	--	--	--	--	--	--	
12/22	at Seattle	--	--	--	--	--	--	--	--	--	
12/29	at L.A. Rams	--	--	--	--	--	--	--	--	--	

DEFENSE											
DATE	OPPONENT	DE	NT	SAM	ILB	WILL	CB	SS	FS	DB	
9/8	Detroit	R. Gunter/ Z. Allen	C. Peters	C. Jones	J. Hicks/ J. Walker	T. Suggs	B. Murphy Jr./ T. Brock Sr.	D. Swearing Sr.	B. Baker	--	
9/15	at Baltimore	R. Gunter	C. Peters	C. Jones	J. Hicks/ H. Reddick	T. Suggs	B. Murphy Jr./ T. Brock Sr.	D. Swearing Sr.	B. Baker	D. Thompson	
9/22	Carolina	R. Gunter	C. Peters	C. Jones	J. Hicks/ H. Reddick	T. Suggs	B. Murphy Jr./ T. Brock Sr.	D. Swearing Sr.	B. Baker	C. Jones	
9/29	Seattle	R. Gunter/ J. Bullard	C. Peters	C. Jones	J. Hicks/ H. Reddick	T. Suggs	B. Murphy Jr./ T. Brock Sr.	D. Swearing Sr.	B. Baker	--	
10/6	at Cincinnati	R. Gunter/ J. Bullard	C. Peters	C. Jones	J. Hicks/ H. Reddick	T. Suggs	B. Murphy Jr./ T. Brock Sr.	J. Thompson	B. Baker	--	
10/13	Atlanta	R. Gunter	C. Peters	C. Jones	J. Hicks/ H. Reddick	T. Suggs	B. Murphy Jr./ T. Brock Sr.	D. Thompson	B. Baker	K. Peterson	
10/20	at N.Y. Giants	R. Gunter/ J. Bullard	C. Peters	C. Jones	J. Hicks/ J. Walker	T. Suggs	P. Peterson/ B. Murphy Jr.	B. Baker	J. Thompson	--	
10/27	at New Orleans	R. Gunter/ J. Bullard	C. Peters	C. Jones	J. Hicks/ J. Walker	T. Suggs	P. Peterson/ B. Murphy Jr.	J. Thompson	B. Baker	--	
10/31	San Francisco	R. Gunter/ J. Bullard	C. Peters	C. Jones	J. Hicks/ J. Walker	T. Suggs	P. Peterson/ B. Murphy Jr.	J. Thompson	B. Baker	--	
11/10	at Tampa Bay	R. Gunter/ J. Bullard	C. Peters	C. Jones	J. Hicks/ J. Walker	T. Suggs	P. Peterson/ B. Murphy Jr.	J. Thompson	B. Baker	--	
11/17	at San Francisco	R. Gunter/ Z. Kerr	C. Peters	C. Jones	J. Hicks/ J. Walker	T. Suggs	P. Peterson/ B. Murphy Jr.	J. Thompson	B. Baker	--	
12/1	L.A. Rams	--	--	--	--	--	--	--	--	--	
12/8	Pittsburgh	--	--	--	--	--	--	--	--	--	
12/15	Cleveland	--	--	--	--	--	--	--	--	--	
12/22	at Seattle	--	--	--	--	--	--	--	--	--	
12/29	at L.A. Rams	--	--	--	--	--	--	--	--	--	

2019 REGULAR SEASON INACTIVES								
DATE	OPPONENT	1	2	3	4	5	6	7
09/08	Detroit	DL Miles Brown	WR Michael Crabtree	TE Darrell Daniels	DL Michael Dogbe	OL Lamont Gaillard	OL Marcus Gilbert	OL Brett Toth
09/15	at Baltimore	DL Jonathan Bullard	DL Michael Dogbe	OL Lamont Gaillard	WR Andy Isabella	OL Josh Miles	OL Brett Toth	OL Jeremy Vujnovich
09/22	Carolina	DL Jonathan Bullard	DL Michael Dogbe	OL Lamont Gaillard	OL Josh Miles	S Jalen Thompson	OL Brett Toth	LB Ezekiel Turner
09/29	Seattle	WR Damiere Byrd	DL Michael Dogbe	OL Lamont Gaillard	P Andy Lee	OL Josh Miles	OL Brett Toth	S Charles Washington
10/06	at Cincinnati	DL Zach Allen	WR Damiere Byrd	LB Dennis Gardeck	WR Christian Kirk	OL Brett Toth	LB Ezekiel Turner	S Charles Washington
10/13	Atlanta	DL Zach Allen	OL Lamont Gaillard	LB Dennis Gardeck	WR Christian Kirk	OL Brett Toth	LB Ezekiel Turner	S Charles Washington
10/20	at N.Y. Giants	DL Zach Allen	DL Michael Dogbe	RB D.J. Foster	OL Lamont Gaillard	WR Christian Kirk	LB Ezekiel Turner	LB Ramik Wilson
10/27	at New Orleans	DL Zach Allen	DL Michael Dogbe	RB D.J. Foster	OL Lamont Gaillard	RB David Johnson	WR KeeSean Johnson	RB Alfred Morris
10/31	San Francisco	DL Zach Allen	WR Damiere Byrd	DL Michael Dogbe	RB Chase Edmonds	RB David Johnson	OL Justin Murray	S Charles Washington
11/10	at Tampa Bay	DL Zach Allen	CB Tramaine Brock Sr.	WR Damiere Byrd	RB Chase Edmonds	OL Lamont Gaillard	OL Justin Murray	S Deionte Thompson
11/17	at San Francisco	CB Tramaine Brock Sr.	DL Jonathan Bullard	WR Damiere Byrd	RB Chase Edmonds	OL Lamont Gaillard	OL Josh Miles	RB Zach Zenner
12/01	L.A. Rams	--	--	--	--	--	--	--
12/08	Pittsburgh	--	--	--	--	--	--	--
12/15	Cleveland	--	--	--	--	--	--	--
12/22	at Seattle	--	--	--	--	--	--	--
12/29	at L.A. Rams	--	--	--	--	--	--	--

CARDINALS ROSTER BY POSITION



QUARTERBACKS (2)

NO.	NAME	POS.	HT.	WT.	AGE	EXP.	COLLEGE	HOMETOWN	HOW ACQ.
1	Kyler Murray	QB	5-10	207	22	R	Oklahoma	Allen, TX	D1-19
7	Brett Hundley	QB	6-3	226	26	5	UCLA	Chandler, AZ	UFA-19 (Sea)

RUNNING BACKS (4)

NO.	NAME	POS.	HT.	WT.	AGE	EXP.	COLLEGE	HOMETOWN	HOW ACQ.
22	Zach Zenner	RB	5-11	224	28	5	South Dakota State	Eagan, Minn.	FA-19
29	Chase Edmonds	RB	5-9	205	23	2	Fordham	Harrisburg, PA	D4-18
31	David Johnson	RB	6-1	224	27	5	Northern Iowa	Clinton, IA	D3-15
41	Kenyan Drake	RB	6-1	211	25	4	Alabama	Marietta, GA	TR-19 (Mia)

WIDE RECEIVERS (7)

NO.	NAME	POS.	HT.	WT.	AGE	EXP.	COLLEGE	HOMETOWN	HOW ACQ.
11	Larry Fitzgerald	WR	6-3	218	36	16	Pittsburgh	Minneapolis, MN	D1-04
12	Pharoh Cooper	WR	5-11	208	24	4	South Carolina	Havelock, NC	FA-19
13	Christian Kirk	WR	5-11	200	23	2	Texas A&M	Scottsdale, AZ	D2-18
14	Damiere Byrd	WR	5-9	180	26	4	South Carolina	Sicklerville, NJ	UFA-19 (Car)
16	Trent Sherfield	WR	6-1	219	23	2	Vanderbilt	Danville, IL	FA-18
19	KeeSean Johnson	WR	6-1	201	23	R	Fresno State	East Palo Alto, CA	D6a-19
89	Andy Isabella	WR	5-9	188	23	R	Massachusetts	Mayfield, OH	D2b-19

TIGHT ENDS (3)

NO.	NAME	POS.	HT.	WT.	AGE	EXP.	COLLEGE	HOMETOWN	HOW ACQ.
81	Darrell Daniels	TE	6-3	256	25	3	Washington	Pittsburg, CA	WV-18 (Sea)
85	Charles Clay	TE	6-3	246	30	9	Tulsa	Little Rock, AR	FA-19
87	Maxx Williams	TE	6-4	252	25	5	Minnesota	Waconia, MN	UFA-19 (Bal)

OFFENSIVE LINE (9)

NO.	NAME	POS.	HT.	WT.	AGE	EXP.	COLLEGE	HOMETOWN	HOW ACQ.
52	Mason Cole	OL	6-5	307	23	2	Michigan	Tarpon Springs, FL	D3-18
53	A.Q. Shipley	OL	6-1	307	33	8	Penn State	Moon Township, PA	FA-15
64	J.R. Sweezy	OL	6-5	310	30	8	North Carolina State	Mooreville, NC	UFA-19 (Sea)
65	Lamont Gaillard	OL	6-3	305	23	R	Georgia	Fayetteville, NC	D6b-19
66	Josh Miles	OL	6-5	325	23	R	Morgan State	Baltimore, MD	D7a-19
67	Justin Pugh	OL	6-5	311	29	7	Syracuse	Holland, PA	UFA-18 (NYG)
71	Justin Murray	OL	6-5	315	26	2	Cincinnati	Cincinnati, OH	WV-19 (Oak)
73	Max Garcia	OL	6-4	309	28	5	Florida	Norcross, GA	UFA-19 (Den)
74	D.J. Humphries	OL	6-5	307	25	5	Florida	Charlotte, NC	D1-15

LINEBACKERS (9)

NO.	NAME	POS.	HT.	WT.	AGE	EXP.	COLLEGE	HOMETOWN	HOW ACQ.
42	Dennis Gardeck	LB	6-0	232	25	2	Sioux Falls	Lake in the Hills, IL	FA-18
43	Haason Reddick	LB	6-1	235	25	3	Temple	Camden, NJ	D1-17
45	Pete Robertson	LB	6-2	243	26	2	Texas Tech	Longview, TX	FA-18
47	Ezekiel Turner	LB	6-2	214	23	2	Washington	Pasadena, MD	FA-18
54	Cassius Marsh Sr.	LB	6-4	254	27	6	UCLA	Simi Valley, CA	FA-19
55	Chandler Jones	LB	6-5	255	29	8	Syracuse	Endicott, NY	TR-16 (NE)
56	Terrell Suggs	LB	6-3	265	37	17	Arizona State	Chandler, AZ	UFA-19 (Bal)
58	Jordan Hicks	LB	6-1	236	27	5	Texas	Cincinnati, OH	UFA-19 (Phi)
59	Joe Walker	LB	6-2	236	26	4	Oregon	Palos Verdes, CA	FA-18

DEFENSIVE BACKS (10)

NO.	NAME	POS.	HT.	WT.	AGE	EXP.	COLLEGE	HOMETOWN	HOW ACQ.
20	Tramaine Brock Sr.	CB	6-0	188	31	10	Belhaven College	Long Beach, MS	UFA-19 (Den)
21	Patrick Peterson	CB	6-1	203	29	9	LSU	Pompano Beach, FL	D1-11
25	Chris Jones	CB	6-0	200	24	1	Nebraska	Jacksonville, FL	FA-18
27	Kevin Peterson	CB	5-11	185	25	3	Oklahoma State	Wagoner, OK	WV-19 (LAR)
28	Charles Washington	S	5-10	192	26	3	Fresno State	Inglewood, CA	WV-19 (Det)
32	Budda Baker	S	5-10	195	23	3	Washington	Bellevue, WA	D2-17
33	Byron Murphy Jr.	CB	5-11	190	21	R	Washington	Scottsdale, AZ	D2a-19
34	Jalen Thompson	S	6-0	190	21	R	Washington State	Downey, CA	SD5-19
35	Deionte Thompson	S	6-1	195	22	R	Alabama	Orange, TX	D5-19
38	Chris Banjo	S	5-10	207	29	7	Southern Methodist	Sugar Land, TX	FA-19

DEFENSIVE LINE (6)

NO.	NAME	POS.	HT.	WT.	AGE	EXP.	COLLEGE	HOMETOWN	HOW ACQ.
72	Miles Brown	DL	6-2	320	22	R	Wofford	Cheverly, MD	FA-19
90	Jonathan Bullard	DL	6-3	296	26	4	Florida	Shelby, NC	WV-19 (Chi)
91	Michael Dogbe	DL	6-3	280	23	R	Temple	Morris Plains, NJ	D7b-19
92	Zach Kerr	DL	6-2	334	29	6	Delaware	Virginia Beach, VA	FA-19
95	Rodney Gunter	DL	6-5	305	27	5	Delaware State	Lake Hamilton, FL	D4-15
98	Corey Peters	DL	6-3	335	31	10	Kentucky	Louisville, KY	UFA-15 (Atl)

SPECIALISTS (3)

NO.	NAME	POS.	HT.	WT.	AGE	EXP.	COLLEGE	HOMETOWN	HOW ACQ.
4	Andy Lee	P	6-1	185	37	16	Pittsburgh	Westminster, SC	FA-17
5	Zane Gonzalez	K	6-0	202	24	3	Arizona State	Deer Park, TX	FA-18
46	Aaron Brewer	LS	6-5	232	29	8	San Diego State	Fullerton, CA	FA-16



YEAR	DRAFTEES (19)	FREE AGENTS (27)	TRADES (2)	WAIVERS (5)
2004	WR Larry Fitzgerald (1)			
2011	CB Patrick Peterson (1)			
2015	OL D.J. Humphries (1) RB David Johnson (3) DL Rodney Gunter (4)	DL Corey Peters (UFA-15 Atl) OL A.Q. Shipley (FA-15)		
2016		LS Aaron Brewer (FA-16)	LB Chandler Jones (TR-16 NE)	
2017	LB Haason Reddick (1) S Budda Baker (2)	P Andy Lee (FA-17)		
2018	WR Christian Kirk (2) OL Mason Cole (3) RB Chase Edmonds (4)	LB Dennis Gardeck (FA-18) K Zane Gonzalez (FA-18) CB Chris Jones (FA-18) OL Justin Pugh (UFA-18 NYG) LB Pete Robertson (FA-18) WR Trent Sherfield (FA-18) LB Ezekiel Turner (FA-18) LB Joe Walker (FA-18)		TE Darrell Daniels (WV-18 Sea)
2019	QB Kyler Murray (1) WR Andy Isabella (2) CB Byron Murphy Jr. (2) S Deionte Thompson (5) OL Lamont Gaillard (6) WR KeeSean Johnson (6) DL Michael Dogbe (7) OL Josh Miles (7) S Jalen Thompson (SD 5)	S Chris Banjo (FA-19) CB Tramaine Brock Sr. (UFA-19 Den) DL Miles Brown (FA-19) WR Damiere Byrd (UFA-19 Car) TE Charles Clay (FA-19) WR Pharoh Cooper (FA-19) OL Max Garcia (UFA-19 Den) LB Jordan Hicks (UFA-19 Phi) QB Brett Hundley (UFA-19 Sea) DL Zach Kerr (FA-19) LB Cassius Marsh Sr. (FA-19) LB Terrell Suggs (UFA-19 Bal) OL J.R. Sweezy (UFA-19 Sea) TE Maxx Williams (UFA-19 Bal) RB Zach Zenner (FA-19)	RB Kenyan Drake (TR-19 Mia)	DL Jonathan Bullard (WV-19 Chi) OL Justin Murray (WV-19 Oak) CB Kevin Peterson (WV-19 LAR) S Charles Washington (WV-19 Det)



(As of November 26, 2019)

Prepared by Team's Media Relations Department

OFFENSE

WR	11 Larry Fitzgerald	<u>89 Andy Isabella</u>	12 Pharoh Cooper
LT	74 D.J. Humphries	<u>66 Josh Miles</u>	
LG	67 Justin Pugh	52 Mason Cole	
C	53 A.Q. Shipley	52 Mason Cole	<u>65 Lamont Gaillard</u>
RG	64 J.R. Sweezy	73 Max Garcia	<u>65 Lamont Gaillard</u>
RT	71 Justin Murray	<u>66 Josh Miles</u>	
TE	85 Charles Clay	81 Darrell Daniels	
WR	13 Christian Kirk	<u>19 KeeSean Johnson</u>	16 Trent Sherfield 14 Damiere Byrd
TE	87 Maxx Williams		
QB	<u>1 Kyler Murray</u>	7 Brett Hundley	
RB	41 Kenyan Drake	31 David Johnson	29 Chase Edmonds 22 Zach Zenner

DEFENSE

DE	90 Jonathan Bullard	<u>91 Michael Dogbe</u>	
NT	98 Corey Peters	92 Zach Kerr	<u>72 Miles Brown</u>
DE	95 Rodney Gunter		
SAM	55 Chandler Jones	45 Pete Robertson	
ILB	43 Haason Reddick	59 Joe Walker	
ILB	58 Jordan Hicks	42 Dennis Gardeck	47 Ezekiel Turner
WILL	56 Terrell Suggs	54 Cassius Marsh Sr.	
CB	<u>33 Byron Murphy Jr.</u>	27 Kevin Peterson	
CB	21 Patrick Peterson	20 Tramaine Brock Sr.	25 Chris Jones
SS	<u>34 Jalen Thompson</u>	<u>35 Deionte Thompson</u>	
FS	32 Budda Baker	38 Chris Banjo	28 Charles Washington

SPECIALISTS

K	5 Zane Gonzalez	
P	4 Andy Lee	
LS	46 Aaron Brewer	
H	4 Andy Lee	
KR	12 Pharoh Cooper	<u>89 Andy Isabella</u>
PR	12 Pharoh Cooper	13 Christian Kirk

PRONUNCIATION GUIDE

Damiere Byrd	duh-MEER	Lamont Gaillard	GILL-yard
Pharoh Cooper	FAIR-oh	Cassius Marsh Sr.	CASH-iss
Darrell Daniels	duh-RELL	Haason Reddick	ha-SAHN
Michael Dogbe	DOG-bee		

NOTE: Rookies are underlined

CARDINALS NUMERICAL ROSTER



NO.	NAME	POS.	HT.	WT.	AGE	EXP.	COLLEGE	HOW ACQ.	GP	GS	DNP	IA
1	Murray, Kyler	QB	5-10	207	22	R	Oklahoma	D1-19	11	11	0	0
4	Lee, Andy	P	6-1	185	37	16	Pittsburgh	FA-17	10	0	0	1
5	Gonzalez, Zane	K	6-0	202	24	3	Arizona State	FA-18	11	0	0	0
7	Hundley, Brett	QB	6-3	226	26	5	UCLA	UFA-19 (Sea)	1	0	10	0
11	Fitzgerald, Larry	WR	6-3	218	36	16	Pittsburgh	D1-04	11	11	0	0
12	Cooper, Pharoh	WR	5-11	208	24	4	South Carolina	FA-19	7	1	0	0
13	Kirk, Christian	WR	5-11	200	23	2	Texas A&M	D2-18	8	8	0	3
14	Byrd, Damiere	WR	5-9	180	26	4	South Carolina	UFA-19 (Car)	6	3	0	5
16	Sherfield, Trent	WR	6-1	219	23	2	Vanderbilt	FA-18	11	1	0	0
19	Johnson, KeeSean	WR	6-1	201	23	R	Fresno State	D6a-19	10	4	0	1
20	Brock Sr., Tramaine	CB	6-0	188	31	10	Belhaven College	UFA-19 (Den)	9	6	0	2
21	Peterson, Patrick	CB	6-1	203	29	9	LSU	D1-11	5	5	0	0
22	Zenner, Zach	RB	5-11	224	28	5	South Dakota State	FA-19	3	0	0	1
25	Jones, Chris	CB	6-0	200	24	1	Nebraska	FA-18	7	1	0	0
27	Peterson, Kevin	CB	5-11	185	25	3	Oklahoma State	WV-19 (LAR)	11	1	0	0
28	Washington, Charles	S	5-10	192	26	3	Fresno State	WV-19 (Det)	7	0	0	4
29	Edmonds, Chase	RB	5-9	205	23	2	Fordham	D4-18	8	2	0	3
31	Johnson, David	RB	6-1	224	27	5	Northern Iowa	D3-15	9	8	0	2
32	Baker, Budda	S	5-10	195	23	3	Washington	D2-17	11	11	0	0
33	Murphy Jr., Byron	CB	5-11	190	21	R	Washington	D2a-19	11	11	0	0
34	Thompson, Jalen	S	6-0	190	21	R	Washington State	SD5-19	10	6	0	1
35	Thompson, Deionte	S	6-1	195	22	R	Alabama	D5-19	10	2	0	1
38	Banjo, Chris	S	5-10	207	29	7	Southern Methodist	FA-19	8	0	0	0
41	Drake, Kenyan	RB	6-1	211	25	4	Alabama	TR-19 (Mia)	3	3	0	0
42	Gardeck, Dennis	LB	6-0	232	25	2	Sioux Falls	FA-18	9	0	0	2
43	Reddick, Haason	LB	6-1	235	25	3	Temple	D1-17	11	5	0	0
45	Robertson, Pete	LB	6-2	243	26	2	Texas Tech	FA-18	2	0	0	0
46	Brewer, Aaron	LS	6-5	232	29	8	San Diego State	FA-16	11	0	0	0
47	Turner, Ezekiel	LB	6-2	214	23	2	Washington	FA-18	7	0	0	4
52	Cole, Mason	OL	6-5	307	23	2	Michigan	D3-18	11	2	0	0
53	Shipley, A.Q.	OL	6-1	307	33	8	Penn State	FA-15	11	11	0	0
54	Marsh Sr., Cassius	LB	6-4	254	27	6	UCLA	FA-19	11	0	0	0
55	Jones, Chandler	LB	6-5	255	29	8	Syracuse	TR-16 (NE)	11	11	0	0
56	Suggs, Terrell	LB	6-3	265	37	17	Arizona State	UFA-19 (Bal)	11	11	0	0
58	Hicks, Jordan	LB	6-1	236	27	5	Texas	UFA-19 (Phi)	11	11	0	0
59	Walker, Joe	LB	6-2	236	26	4	Oregon	FA-18	11	6	0	0
64	Sweezy, J.R.	OL	6-5	310	30	8	North Carolina State	UFA-19 (Sea)	11	11	0	0
65	Gaillard, Lamont	OL	6-3	305	23	R	Georgia	D6b-19	0	0	2	9
66	Miles, Josh	OL	6-5	325	23	R	Morgan State	D7a-19	7	0	0	4
67	Pugh, Justin	OL	6-5	311	29	7	Syracuse	UFA-18 (NYG)	11	11	0	0
71	Murray, Justin	OL	6-5	315	26	2	Cincinnati	WV-19 (Oak)	9	7	0	2
72	Brown, Miles	DL	6-2	320	22	R	Wofford	FA-19	4	0	0	1
73	Garcia, Max	OL	6-4	309	28	5	Florida	UFA-19 (Den)	2	0	0	0
74	Humphries, D.J.	OL	6-5	307	25	5	Florida	D1-15	11	11	0	0
81	Daniels, Darrell	TE	6-3	256	25	3	Washington	WV-18 (Sea)	8	0	0	1
85	Clay, Charles	TE	6-3	246	30	9	Tulsa	FA-19	11	6	0	0
87	Williams, Maxx	TE	6-4	252	25	5	Minnesota	UFA-19 (Bal)	11	6	0	0
89	Isabella, Andy	WR	5-9	188	23	R	Massachusetts	D2b-19	10	1	0	1
90	Bullard, Jonathan	DL	6-3	296	26	4	Florida	WV-19 (Chi)	8	6	0	3
91	Dogbe, Michael	DL	6-3	280	23	R	Temple	D7b-19	4	0	0	7
92	Kerr, Zach	DL	6-2	334	29	6	Delaware	FA-19	7	1	0	0
95	Gunter, Rodney	DL	6-5	305	27	5	Delaware State	D4-15	11	11	0	0
98	Peters, Corey	DL	6-3	335	31	10	Kentucky	UFA-15 (Atl)	11	11	0	0

COACHING STAFF

HEAD COACH: Kliff Kingsbury

ASSISTANTS: Jeff Rodgers (Asst. Head Coach/Special Teams Coordinator), Vance Joseph (Defensive Coordinator), Tom Clements (Pass Game Coordinator/QBs), Chris Achuff (Defensive Line), Peter Badovinac (Asst. Wide Receivers), Charlie Bullen (Asst. Linebackers), Bill Davis (Linebackers), Rob Grosso (Defensive Quality Control), Steve Heiden (Tight Ends), Sean Kugler (Offensive Line), Randall McCray (Asst. Special Teams), Rusty McKinney (Defensive Asst.), Buddy Morris (Strength & Conditioning), Brian Natkin (Asst. Offensive Line), David Raih (Wide Receivers), Marcus Robertson (Defensive Backs), James Saxon (Running Backs), Don Shumpert (Bill Bidwill Fellowship/RBs), Vernon Stephens (Asst. Strength and Conditioning), Stephens (Asst. Strength and Conditioning), Jerry Sullivan (Offensive Asst.), Cam Turner (Offensive Asst./Asst. Quarterbacks), Spencer Whipple (Offensive Quality Control), Greg Williams (Cornerbacks), Chris Wilson (Defensive Asst.)

CARDINALS ALPHABETICAL ROSTER



NO.	NAME	POS.	HT.	WT.	DOB	EXP.	COLLEGE	HOMETOWN	HOW ACQ.
32	Baker, Budda	S	5-10	195	1/10/1996	3	Washington	Bellevue, WA	D2-17
38	Banjo, Chris	S	5-10	207	2/26/1990	7	Southern Methodist	Sugar Land, TX	FA-19
46	Brewer, Aaron	LS	6-5	232	7/5/1990	8	San Diego State	Fullerton, CA	FA-16
20	Brock Sr., Tramaine	CB	6-0	188	8/20/1988	10	Belhaven College	Long Beach, MS	UFA-19 (Den)
72	Brown, Miles	DL	6-2	320	9/4/1997	R	Wofford	Cheverly, MD	FA-19
90	Bullard, Jonathan	DL	6-3	296	10/22/1993	4	Florida	Shelby, NC	WV-19 (Chi)
14	Byrd, Damiere	WR	5-9	180	1/27/1993	4	South Carolina	Sicklerville, NJ	UFA-19 (Car)
85	Clay, Charles	TE	6-3	246	2/13/1989	9	Tulsa	Little Rock, AR	FA-19
52	Cole, Mason	OL	6-5	307	3/28/1996	2	Michigan	Tarpon Springs, FL	D3-18
12	Cooper, Pharoh	WR	5-11	208	3/7/1995	4	South Carolina	Havelock, NC	FA-19
81	Daniels, Darrell	TE	6-3	256	11/22/1994	3	Washington	Pittsburg, CA	WV-18 (Sea)
91	Dogbe, Michael	DL	6-3	280	5/5/1996	R	Temple	Morris Plains, NJ	D7b-19
41	Drake, Kenyan	RB	6-1	211	1/26/1994	4	Alabama	Marietta, GA	TR-19 (Mia)
29	Edmonds, Chase	RB	5-9	205	4/13/1996	2	Fordham	Harrisburg, PA	D4-18
11	Fitzgerald, Larry	WR	6-3	218	8/31/1983	16	Pittsburgh	Minneapolis, MN	D1-04
65	Gaillard, Lamont	OL	6-3	305	2/8/1996	R	Georgia	Fayetteville, NC	D6b-19
73	Garcia, Max	OL	6-4	309	11/9/1991	5	Florida	Norcross, GA	UFA-19 (Den)
42	Gardeck, Dennis	LB	6-0	232	8/9/1994	2	Sioux Falls	Lake in the Hills, IL	FA-18
5	Gonzalez, Zane	K	6-0	202	5/7/1995	3	Arizona State	Deer Park, TX	FA-18
95	Gunter, Rodney	DL	6-5	305	1/19/1992	5	Delaware State	Lake Hamilton, FL	D4-15
58	Hicks, Jordan	LB	6-1	236	6/27/1992	5	Texas	Cincinnati, OH	UFA-19 (Phi)
74	Humphries, D.J.	OL	6-5	307	12/28/1993	5	Florida	Charlotte, NC	D1-15
7	Hundley, Brett	QB	6-3	226	6/15/1993	5	UCLA	Chandler, AZ	UFA-19 (Sea)
89	Isabella, Andy	WR	5-9	188	11/18/1996	R	Massachusetts	Mayfield, OH	D2b-19
31	Johnson, David	RB	6-1	224	12/16/1991	5	Northern Iowa	Clinton, IA	D3-15
19	Johnson, KeeSean	WR	6-1	201	10/9/1996	R	Fresno State	East Palo Alto, CA	D6a-19
55	Jones, Chandler	LB	6-5	255	2/27/1990	8	Syracuse	Endicott, NY	TR-16 (NE)
25	Jones, Chris	CB	6-0	200	8/13/1995	1	Nebraska	Jacksonville, FL	FA-18
92	Kerr, Zach	DL	6-2	334	8/29/1990	6	Delaware	Virginia Beach, VA	FA-19
13	Kirk, Christian	WR	5-11	200	11/18/1996	2	Texas A&M	Scottsdale, AZ	D2-18
4	Lee, Andy	P	6-1	185	8/11/1982	16	Pittsburgh	Westminster, SC	FA-17
54	Marsh Sr., Cassius	LB	6-4	254	7/7/1992	6	UCLA	Simi Valley, CA	FA-19
66	Miles, Josh	OL	6-5	325	1/4/1996	R	Morgan State	Baltimore, MD	D7a-19
33	Murphy Jr., Byron	CB	5-11	190	1/18/1998	R	Washington	Scottsdale, AZ	D2a-19
71	Murray, Justin	OL	6-5	315	4/19/1993	2	Cincinnati	Cincinnati, OH	WV-19 (Oak)
1	Murray, Kyler	QB	5-10	207	8/7/1997	R	Oklahoma	Allen, TX	D1-19
98	Peters, Corey	DL	6-3	335	6/8/1988	10	Kentucky	Louisville, KY	UFA-15 (Atl)
27	Peterson, Kevin	CB	5-11	185	3/22/1994	3	Oklahoma State	Wagoner, OK	WV-19 (LAR)
21	Peterson, Patrick	CB	6-1	203	7/11/1990	9	LSU	Pompano Beach, FL	D1-11
67	Pugh, Justin	OL	6-5	311	8/15/1990	7	Syracuse	Holland, PA	UFA-18 (NYG)
43	Reddick, Haason	LB	6-1	235	9/22/1994	3	Temple	Camden, NJ	D1-17
45	Robertson, Pete	LB	6-2	243	12/2/1992	2	Texas Tech	Longview, TX	FA-18
16	Sherfield, Trent	WR	6-1	219	2/26/1996	2	Vanderbilt	Danville, IL	FA-18
53	Shipley, A.Q.	OL	6-1	307	5/22/1986	8	Penn State	Moon Township, PA	FA-15
56	Suggs, Terrell	LB	6-3	265	10/11/1982	17	Arizona State	Chandler, AZ	UFA-19 (Bal)
64	Sweezy, J.R.	OL	6-5	310	4/8/1989	8	North Carolina State	Moorestville, NC	UFA-19 (Sea)
35	Thompson, Deionte	S	6-1	195	2/11/1997	R	Alabama	Orange, TX	D5-19
34	Thompson, Jalen	S	6-0	190	7/18/1998	R	Washington State	Downey, CA	SD5-19
47	Turner, Ezekiel	LB	6-2	214	6/9/1996	2	Washington	Pasadena, MD	FA-18
59	Walker, Joe	LB	6-2	236	12/11/1992	4	Oregon	Palos Verdes, CA	FA-18
28	Washington, Charles	S	5-10	192	3/10/1993	3	Fresno State	Inglewood, CA	WV-19 (Det)
87	Williams, Maxx	TE	6-4	252	4/12/1994	5	Minnesota	Waconia, MN	UFA-19 (Bal)
22	Zenner, Zach	RB	5-11	224	9/13/1991	5	South Dakota State	Eagan, Minn.	FA-19

Practice Squad (10)

30	Davis, Jalen	CB	5-10	185	2/2/1996	2	Utah State	La Mesa, CA	FA-19
39	Davis, Justin	RB	6-1	199	11/11/1995	3	USC	Stockton, CA	FA-19
57	Dora, Vontarrus	LB	6-4	256	9/7/1992	2	Louisiana Tech	West Point, MS	FA-18
49	Fitts, Kylie	LB	6-4	260	10/11/1994	2	Utah	San Bernardino, CA	FA-19
70	Jones, Sam	OL	6-5	290	2/21/1996	2	Arizona State	Highlands Ranch, CO	FA-19
83	Richardson, A.J.	WR	6-0	212	6/2/1995	R	Boise State	Lomita, CA	FA-19
36	Shelton, Sojourn	CB	5-9	177	12/25/1994	1	Wisconsin	Fort Lauderdale, FL	FA-19
2	Sloter, Kyle	QB	6-5	218	2/7/1994	3	Northern Colorado	Johns Creek, GA	FA-19
51	Vallejo, Tanner	LB	6-1	230	12/16/1994	3	Boise State	Penn Valley, CA	WV-19 (Cle)
84	Wilson, Caleb	TE	6-4	240	7/15/1996	R	UCLA	Dallas, TX	D7c-19

Injured Reserve (11)

23	Alford, Robert	CB	5-10	186	11/1/1988	7	Southeastern Louisiana	Hammond, LA	FA-19
97	Allen, Zach	DE	6-4	281	8/20/1997	R	Boston College	New Canaan, CT	D3-19
17	Butler, Hakeem	WR	6-5	227	5/16/1996	R	Iowa State	Baltimore, MD	D4-19
37	Foster, D.J.	RB	6-0	205	11/22/1993	4	Arizona State	Scottsdale, AZ	FA-17
76	Gilbert, Marcus	OL	6-6	330	2/15/1988	9	Florida	Fort Lauderdale, FL	TR-19 (Pit)
93	McDonald, Clinton	DL	6-2	297	1/6/1987	10	Memphis	Jacksonville, AR	FA-19
79	Mills, Jordan	OL	6-5	316	12/24/1990	7	Louisiana Tech	Napoleonville, LA	FA-19
50	Reed, Brooks	LB	6-3	254	2/28/1987	9	Arizona	Tucson, AZ	FA-19
27	Shaw, Josh	DB	6-1	197	3/27/1992	5	USC	Palmdale, CA	UFA-19 (TB)
75	Sweet, William	OL	6-6	313	4/29/1997	R	North Carolina	Jacksonville, FL	FA-19
26	Williams, Brandon	CB	6-0	200	9/9/1992	4	Texas A&M	Brookshire, TX	D3-16

Non-Football Injury (1)

78	Toth, Brett	OL	6-6	304	9/1/1996	R	Army	Charleston, SC	WV-19 (Phi)
----	-------------	----	-----	-----	----------	---	------	----------------	-------------

Practice Squad/Injured Reserve (1)

10	Dixon, Johnnie	WR	5-11	198	9/16/1994	R	Ohio State	West Palm Beach, FL	FA-19
----	----------------	----	------	-----	-----------	---	------------	---------------------	-------



2019 NFL STANDINGS AND SCHEDULE

NFC EAST		W	L	T	Div	Conf	Wk 1	Wk 2	Wk 3	Wk 4	Wk 5	Wk 6	Wk 7	Wk 8	Wk 9	Wk 10	Wk 11	Wk 12	Wk 13	Wk 14	Wk 15	Wk 16	Wk 17	
Dallas		6	5	0	4-0	5-3	NYG	at Was	Mia	at NO	GB	at NYJ	Phi	(BYE)	at NYG	Min	at Det	at NE	Buf	at Chi	LAR	at Phi	Was	
Philadelphia		5	6	0	1-1	3-5	Was	at Atl	Det	at GB	NYJ	at Min	at Dal	at Buf	Chi	(BYE)	NE	Sea	at Mia	NYG	at Was	Dal	at NYG	
NY Giants		2	9	0	1-2	2-6	at Dal	Buf	at TB	Was	Min	at NE	AZ	at Det	Dal	at NYJ	(BYE)	at Chi	GB	at Phi	Mia	at Was	Phi	
Washington		2	9	0	0-3	1-6	at Phi	Dal	Chi	at NYG	NE	at Mia	SF	at Min	at Buf	(BYE)	NYJ	Det	at Car	at GB	Phi	NYG	at Dal	
NFC NORTH		W	L	T	Div	Conf	Wk 1	Wk 2	Wk 3	Wk 4	Wk 5	Wk 6	Wk 7	Wk 8	Wk 9	Wk 10	Wk 11	Wk 12	Wk 13	Wk 14	Wk 15	Wk 16	Wk 17	
Green Bay		8	3	0	3-0	5-2	at Chi	Min	Den	Phi	at Dal	Det	Oak	at Det	at KC	at LAC	Car	(BYE)	at SF	at NYG	Was	Chi	at Min	at Det
Minnesota		8	3	0	1-2	6-2	Atl	at GB	Oak	at Chi	at NYG	Phi	at Det	Was	at KC	at KC	at Dal	Den	(BYE)	at Sea	Det	at LAC	GB	
Chicago		5	6	0	2-1	4-4	GB	at Den	at Was	Min	at Oak	(BYE)	NO	NO	LAC	at Phi	Det	at LAR	NYG	at Det	Dal	at GB	at Min	
Detroit		3	7	1	0-3	2-5-1	at AZ	LAC	at Phi	KC	(BYE)	at GB	Min	Min	NYG	at Oak	at Chi	Dal	at Was	Chi	at Min	TB	at Den	
NFC SOUTH		W	L	T	Div	Conf	Wk 1	Wk 2	Wk 3	Wk 4	Wk 5	Wk 6	Wk 7	Wk 8	Wk 9	Wk 10	Wk 11	Wk 12	Wk 13	Wk 14	Wk 15	Wk 16	Wk 17	
New Orleans		9	2	0	3-1	7-2	Hou	at LAR	at Sea	Dal	TB	at Jax	at Chi	AZ	(BYE)	Atl	at TB	Car	at Atl	SF	Ind	at Ten	at Car	
Carolina		5	6	0	1-3	2-6	LAR	TB	at AZ	at Hou	Jax	at TB	(BYE)	at SF	Ten	at GB	Atl	at NO	Was	at Atl	Sea	at Ind	NO	
Tampa Bay		4	7	0	2-3	4-6	SF	at Car	NYG	at LAR	at NO	Car	(BYE)	at Ten	at Sea	AZ	NO	at Atl	at Jax	Ind	at Det	Hou	Atl	
Atlanta		3	8	0	2-1	3-5	at Min	Phi	at Ind	Ten	at Hou	at AZ	LAR	LAR	Sea	(BYE)	at NO	at Car	TB	NO	Car	at SF	at TB	
NFC WEST		W	L	T	Div	Conf	Wk 1	Wk 2	Wk 3	Wk 4	Wk 5	Wk 6	Wk 7	Wk 8	Wk 9	Wk 10	Wk 11	Wk 12	Wk 13	Wk 14	Wk 15	Wk 16	Wk 17	
San Francisco		10	1	0	3-1	7-1	at TB	at Cin	Pit	(BYE)	Cle	at LAR	at Was	at Dal	Car	at AZ	Sea	AZ	GB	at Bal	at NO	Atl	LAR	at Sea
Seattle		9	2	0	3-0	6-1	Cin	at Pit	NO	at AZ	LAR	at Cle	Bal	at Atl	TB	at SF	(BYE)	at Phi	Min	at LAR	at Car	AZ	SF	
LA Rams		6	5	0	0-2	4-3	at Car	NO	at Cle	TB	at Sea	SF	at Atl	Cin	(BYE)	at Pit	Chi	Bal	at AZ	Sea	at Dal	at SF	AZ	
Arizona		3	7	1	0-3	2-6-1	Det	at Bal	Car	Sea	at Cin	Atl	at NYG	at NYG	at NO	SF	at TB	at SF	(BYE)	LAR	Pit	Cle	at Sea	
AFC EAST		W	L	T	Div	Conf	Wk 1	Wk 2	Wk 3	Wk 4	Wk 5	Wk 6	Wk 7	Wk 8	Wk 9	Wk 10	Wk 11	Wk 12	Wk 13	Wk 14	Wk 15	Wk 16	Wk 17	
New England		10	1	0	4-0	6-1	Pit	at Mia	NYJ	at Buf	at Was	NYG	at NYJ	Cle	at Bal	(BYE)	(BYE)	at Phi	Dal	at Hou	KC	at Cin	Buf	Mia
Buffalo		8	3	0	3-1	6-2	at NYJ	at NYG	Cin	NE	at Ten	(BYE)	Mia	Phi	Was	at Cle	at Mia	Den	Den	at Dal	Bal	at Pit	at NE	
NY Jets		4	7	0	0-4	1-6	Buf	Cle	at NE	(BYE)	at Phi	Dal	NE	at Jax	at Mia	NYG	NYG	Oak	at Cin	Mia	at Bal	Pit	at Buf	
Miami		2	9	0	1-3	2-7	Bal	NE	at Dal	LAC	(BYE)	Was	at Buf	at Pit	at Pit	at Ind	Buf	at Cle	Phi	at NYJ	at NYG	Cin	at NE	
AFC NORTH		W	L	T	Div	Conf	Wk 1	Wk 2	Wk 3	Wk 4	Wk 5	Wk 6	Wk 7	Wk 8	Wk 9	Wk 10	Wk 11	Wk 12	Wk 13	Wk 14	Wk 15	Wk 16	Wk 17	
Baltimore		9	2	0	3-1	6-2	at Mia	AZ	at KC	Cle	at Pit	Cin	at Sea	(BYE)	Mia	NE	at Cin	Hou	at LAR	SF	at Buf	NYJ	at Cle	
Pittsburgh		6	5	0	2-2	5-3	at NE	Sea	at SF	Cin	Bal	at LAC	(BYE)	(BYE)	Ind	at Den	at Cle	at Cin	Cle	at AZ	Buf	at NYJ	at Bal	
Cleveland		5	6	0	2-0	5-3	Ten	at NYJ	LAR	at Bal	at SF	Sea	(BYE)	(BYE)	at NE	at Den	Buf	Pit	at Pit	Cin	at AZ	Bal	at Cin	
Cincinnati		0	11	0	0-4	0-7	at Sea	SF	at Buf	at Pit	AZ	at Bal	Jax	at Jax	(BYE)	Bal	at Oak	Pit	NYJ	at Cle	NE	at Mia	Cle	
AFC SOUTH		W	L	T	Div	Conf	Wk 1	Wk 2	Wk 3	Wk 4	Wk 5	Wk 6	Wk 7	Wk 8	Wk 9	Wk 10	Wk 11	Wk 12	Wk 13	Wk 14	Wk 15	Wk 16	Wk 17	
Houston		7	4	0	3-1	6-2	at NO	Jax	at LAC	Car	Atl	at KC	at Ind	at Ind	Oak	at Jax	(BYE)	at Bal	Ind	NE	Den	at Ten	at TB	Ten
Indianapolis		6	5	0	3-1	5-5	at LAC	at Ten	Atl	Oak	at KC	(BYE)	Hou	Ten	Den	at Pit	Mia	Jax	at Hou	Ten	at TB	Car	at Jax	
Tennessee		6	5	0	1-2	4-4	at Cle	Ind	at Jax	at Atl	Buf	at Den	LAC	TB	Car	KC	(BYE)	Jax	at Ind	at Oak	Hou	NO	at Hou	
Jacksonville		4	7	0	1-4	4-5	KC	at Hou	Ten	at Den	at Car	NO	at Cin	NYJ	Hou	(BYE)	at Ind	at Ten	TB	LAC	at Oak	at Atl	Ind	
AFC WEST		W	L	T	Div	Conf	Wk 1	Wk 2	Wk 3	Wk 4	Wk 5	Wk 6	Wk 7	Wk 8	Wk 9	Wk 10	Wk 11	Wk 12	Wk 13	Wk 14	Wk 15	Wk 16	Wk 17	
Kansas City		7	4	0	3-0	5-3	at Jax	at Oak	Bal	at Det	Ind	Hou	at Den	GB	Min	at Ten	at LAC	(BYE)	Oak	at NE	Den	at Chi	LAC	
Oakland		6	5	0	2-1	4-3	Den	KC	at Min	at Ind	Chi	(BYE)	at GB	at Hou	Det	LAC	Cin	at NYJ	at KC	Ten	Jax	at LAC	at Den	
LA Chargers		4	7	0	0-3	2-6	Ind	at Det	Hou	at Mia	Den	Pit	at Ten	at Chi	GB	at Oak	KC	(BYE)	at Den	at Jax	Min	Oak	at KC	
Denver		3	8	0	1-2	3-5	at Oak	Chi	at GB	Jax	at LAC	Ten	KC	at Ind	Cle	(BYE)	at Min	at Buf	LAC	at Hou	at KC	Det	Oak	

Bolded and Underlined Opponent - win

Italics - Tie

*Clinched Playoff Berth

**Clinched Division Title

***Clinched First -Round Bye

****Clinched Home-Field Advantage