



ARIZONA CARDINALS

GAME RELEASE - WEEK 13 #AZvsPIT

Mark Dalton - Sr. Vice President, Media Relations Chris Melvin - Sr. Director, Media Relations Mike Helm - Sr. Manager, Media Relations Imani Suber - Media Relations Coordinator Clint Cohen - Coordinator, Corporate & Football Communications Jocelyn Jones - Media Relations Seasonal Assistant



ARIZONA CARDINALS (2-10) VS. PITTSBURGH STEELERS (7-4) Acrisure Stadium | December 3, 2023 | 11:00 AM



THIS WEEK'S PREVIEW

The Cardinals final three road games of the regular season feature a pair of trips to the Eastern time zone. The first comes this week as Arizona travels to Pittsburgh to face the Steelers at Acrisure Stadium.

Sunday's game will be the 62nd all-time meeting between the Cardinals and Steelers (including postseason). The series between the two teams dates back to 1933, the first year the Cardinals played under the ownership of Hall of Famer Charles Bidwill and the year the Steelers franchise joined the NFL as the Pittsburgh Pirates under the ownership of Hall of Famer Art Rooney.

This week's game represents a rare road game in this series for the Cardinals. Arizona played in Pittsburgh every season between 1950 and 1969 but since the 1970 merger, the Cardinals have played in Pittsburgh just three times in the regular season (1985, 2003 and 2015). Arizona has hosted eight of the 11 regular season meetings between the two teams since 1970. The Cardinals have not won in Pittsburgh since 1969.

There have been 110 individuals who have played for both the Cardinals and Steelers in their NFL careers, and five of those will be featured in Sunday's game: AZ RB James Conner and OL Kelvin Beachum along with PIT CB Patrick Peterson, LB Markus Golden and C Mason Cole.

The last time the two teams met - in Week 14 of the 2019 season - Conner (who was inactive for the contest) was with Pittsburgh while Peterson and Cole were playing for Arizona.

A native of Erie, PA who attended the University of Pittsburgh before being drafted by the Steelers in 2017, Conner was always at home when he played at Acrisure Stadium. After playing 47 games (21 college; 26 NFL) at the venue as a member of the home team, this week's game is his first as a visitor.

The game could also serve as a showcase of two of the NFL's top safeties in AZ's Budda Baker and PIT's Minkah Fitzpatrick, who have combined for eight Pro Bowl selections and five first-team All-Pro honors.

Following this week's game in Pittsburgh, the Cardinals have a bye in Week 14. The Steelers remain home on a short week as they host the New England Patriots on Thursday night.



ARIZONA CARDINALS - 2023 SCHEDULE

Table with 4 columns: Date, Opponent, Regular Season Location, AZ Time. Lists 17 games including @ Washington, N.Y. GIANTS, DALLAS, @ San Francisco, CINCINNATI, @ L.A. Rams, @ Seattle, BALTIMORE, @ Cleveland, ATLANTA, @ Houston, L.A. RAMS, @ Pittsburgh, -BYE-, SAN FRANCISCO, @ Chicago*, @ Philadelphia*, and SEATTLE*.

* Subject to flexible scheduling decisions

THE HIGHLIGHTS

- The Cardinals travel to Pittsburgh to face the Steelers this week in the last of Arizona's 13 consecutive games to start the season. Arizona and Washington are the final two teams to get a bye in 2023 (Week 14).
- There are three teams RB James Conner has never faced in his career - the two he has played for (Cardinals & Steelers) and the Saints. After spending his first four NFL seasons (2017-20) with Pittsburgh, Conner will face them for the first time this week. Of the 110 individuals who have played for both the Cardinals and Steelers, Conner is the only one selected to the Pro Bowl with both teams.
- In last week's game vs. the Rams, Arizona started six rookies: two on offense (OL Paris Johnson Jr. and TE Elijah Higgins) and four on defense (DL Dante Stills and CBs Garrett Williams, Kei'Trel Clark and Starling Thomas V). Excluding the 1987 season which featured replacement players, it marked the first time since at least 1970 the Cards started four rookies on defense in a single game.
- With Higgins starting for the first time last week, Arizona has now had an NFL-high nine different rookies start at least one game this season.
- In the last two games, S Jalen Thompson totaled 15 tackles, two INTs, his first career sack and a tackle for loss. It marks the first time in his career Thompson has had an INT in back-to-back games.
- With 48 receptions for 521 yards so far this season, second-year TE Trey McBride is currently on pace to catch 68 passes for 739 yards in 2023. His 48 receptions are the fifth-most by a TE in franchise history, and he needs nine more to establish a new franchise single-season mark (current record is 56).
- QB Kyler Murray's two-yard TD run vs. Los Angeles last week was his 26th career rushing TD. That is 10 more than any other QB in franchise history and tied for eighth place on the franchise all-time list for career rushing TDs.

GAME RELEASE INDEX

Table with 2 columns: Page, Contents. Lists page numbers and corresponding content titles like Cardinals-Steelers Connections & Game Info, My Cause, My Cleats, By The Numbers/What To Look For/NFL Schedule, etc.

BROADCAST INFORMATION



Television: CBS / Play-By-Play: Kevin Harlan Analyst: Trent Green Sideline: Melanie Collins Cardinals Radio: Arizona Sports 98.7 FM / Play-By-Play: Dave Pasch Analyst: Ron Wolfley Sideline: Paul Calvisi Cardinals Spanish Radio: La Indiscreta 106.7 FM / Play-By-Play: Luis Hernandez Analyst: Jose Romero



CARDINALS-STEELERS CONNECTIONS

STEELERS CONNECTIONS

Cardinals Eastern Regional Scout **Luke Palko** is from Imperial, PA, attended Saint Francis University in Loretto, PA and interned with the Steelers personnel department for two seasons (2007-08). His brother, **Tyler**, was an NFL QB who spent parts of the 2009 season with both the Cardinals and Steelers.

CARDINALS CONNECTIONS

Steelers OL **Mason Cole** was selected by the Cardinals in the third round (97th overall) of the 2018 NFL Draft and in three seasons (2018-20) with Arizona, he appeared in 46 games (32 starts) at center and left guard.

Steelers Defensive Coordinator **Teryl Austin** was the Cardinals DBs/Secondary coach from 2007-09.

Steelers D-Line coach **Karl Dunbar** played on the defensive line for the Cardinals from 1994-95.

Steelers O-Line coach **Pat Meyer** played one season with the Cardinals in 1995.

FAMILY CONNECTIONS

Cardinals radio analyst **Ron Wolfley** is the brother of **Craig Wolfley**, who serves as the color analyst for the Steelers radio network.

PENNSYLVANIA CONNECTIONS

Cardinals Pass Game Specialist **Spencer Whipple** is from Gibsonia, PA, located about 20 miles from Pittsburgh. He was a defensive graduate assistant/video assistant at the University of Pittsburgh from 2012-13. Spencer is the son of **Mark Whipple**, who served as the Steelers QBs coach from 2004-06 before spending three seasons (2019-21) as the offensive coordinator/QBs coach at Pitt. During those three seasons at Pitt, Mark mentored current Steelers starting QB **Kenny Pickett**.

A native of Ottawa, Ontario, Cardinals LB **Jesse Luketa** grew up in Erie, PA where he was one of the top recruits in the state of Pennsylvania out of Mercyhurst Prep (Erie, PA) High School. He was a Pennsylvania Football News 3A Defensive Player of the Year (2017), two-time first-team All-Pennsylvania selection (2016-17) and was named first-team USA Today All-USA Pennsylvania Team (2017). He went on to play four seasons (2018-21) at Penn State where he appeared in 46 games (18 starts) and totaled 151 tackles, a half-sack, seven tackles for loss, an INT (returned for a TD), eight passes defended and a fumble recovery.

Cardinals P **Blake Gillikin** was an All-Big Ten selection who played four years (2016-19) at Penn State. He left campus with the second-most punt yards (10,283 yards) and second-highest gross punt average (43.0) in school history.

Cardinals Strength and Conditioning coach **Buddy Morris** is from South Park, PA and graduated from the University of Pittsburgh, where he later served three stints on the coaching staff.

Cardinals CBs coach **Ryan Smith** coached at Penn State from 2015-16 serving as a defensive graduate assistant.

Cardinals Defensive Quality Control coach **Ronald Booker** spent two seasons at the University of Pittsburgh from 2019-20.

Cardinals Video Director **Jeff Wallo** served as a video coordinator at the University of Pittsburgh for two seasons (2009-10) prior to joining the Cardinals. Wallo hails from Youngstown, OH, located just 60 miles from Pittsburgh.

ARIZONA CONNECTIONS

Steelers Offensive Asst. **Glenn Thomas** spent the past season at Arizona State as the offensive coordinator and QBs coach.

Steelers Senior Scouting Assistant **Kelvin Fisher** was a fullback at Arizona State from 1988-91. In 1999, he returned to ASU and spent one year as the coordinator of academic accountability.

COLLEGE/PRO CONNECTIONS

Cardinals WR **Marquise Brown** and Steelers WR **Miles Boykins** played three seasons (2019-21) together in Baltimore.

Cardinals LB **Josh Woods** (2019-21) played with Steelers OL **James Daniels** (2018-21) in Chicago. Woods was teammates with Steelers RB **Anthony McFarland, Jr.** at Maryland in 2017.

Cardinals LB **Jesse Luketa** (2018-21) played with Steelers CB **Joey Porter Jr.** (2019-22) and TE **Pat Freiermuth** (2018-20) at Penn State.

AN EPIC SUPER BOWL CLASH

The only postseason matchup between the Cardinals and Steelers took place in Super Bowl XLIII at Raymond James Stadium following the 2008 season. The Steelers earned a 27-23 victory in one of the most memorable title games in NFL history.

Down 20-7 entering the fourth quarter, the Cardinals made - at the time - the biggest comeback in Super Bowl history, taking a 23-20 lead following a 64-yard TD pass from **Kurt Warner** to **Larry Fitzgerald** with under 3:00 remaining. Pittsburgh responded with a 78-yard drive that ended with **Santonio Holmes'** tip-toe TD reception and the game's deciding score.

The Cardinals contest vs. the Steelers is one of three Super Bowl rematches across the NFL this week: Green Bay/Kansas City and Washington/Miami.



2023 SEASON STATISTICS

Statistic

	AZ	Rank	PIT	Rank
Points Scored/Game	17.2	25	16.5	28
Points Allowed/Game	26.8	31	18.6	5
TDs Scored	22	t-20	17	t-27
TDs Allowed	38	31	19	3
Rushing TDs	11	t-9	8	t-17
Passing TDs	10	t-26	7	t-31
Return TDs	1	t-16	2	t-6
Rushing TDs Allowed	16	30	6	t-5
Passing TDs Allowed	21	29	13	t-9
Return TDs Allowed	1	t-9	0	t-1
Sacked/Yards Lost	33/241	t-24	25/188	t-10
Fumbles/Lost	12/6	t-13	8/3	t-4
Field Goals Made	19/22	t-17	21/22	t-13
Total Yards/Game	297.5	24	292.9	26
Opp. Total Yards/Game	358.5	26	354.4	25
Rushing Yards/Game	121.8	10	114.0	t-14
Opp. Rushing Yards/Game	140.1	30	118.4	22
Passing Yards/Game	175.8	29	178.9	28
Opp. Passing Yards/Game	218.4	15	236.0	24
Turnover Ratio	-1	t-17	+11	t-1
Average Time of Possession	27:47	30	28:30	26

A RICH NFL TRADITION

Both the Cardinals and Steelers have a rich history in the NFL, one that has seen them play together as one team (1944 as Card-Pitt due to the manpower shortage during World War II) and an epic clash as opponents in Super Bowl XLIII.

The Cardinals are the NFL's oldest continuously run professional football franchise and the Steelers are the fifth-oldest. The patriarchs of both football families - **Charles Bidwill** and **Art Rooney** - are enshrined in the Hall of Fame. Currently both families have third generation leadership with **Art Rooney II** and **Michael Bidwill** following in the footsteps of their fathers **Dan** and **Bill**.



Charles Bidwill (left) and Art Rooney at NFL owners meeting

Over the years, the two families have enjoyed a strong professional and personal relationship. Because of the unique history between the teams, Cardinals owner **Michael Bidwill** wanted the Rooneys and the Steelers to be part of the historic opening of State Farm Stadium in 2006. The two teams met in the preseason in the first-ever game at the Cards new stadium.

A SEASON TOGETHER

With a rivalry that dates back to 1933, the Cardinals and Steelers have a long history of squaring off against each other. But it is the season they spent together that makes the history of this series so unique.

During the height of World War II the NFL went to great lengths to ensure the league's survival as over 600 players were drafted into service. Other sports such as the Indianapolis 500 (to save gas) and the US Open (to save the rubber used in making golf balls) were temporarily suspended.

Because of the man-power shortage due to the war the Cardinals and Steelers merged for the 1944 season to form Card-Pitt. Co-coached by the Cardinals' **Phil Handler** and the Steelers' **Walt Kiesling**, a former Cardinal guard, the team split its home games between Comiskey Park and Forbes Field. Kiesling, who was inducted into the Pro Football Hall of Fame in 1966, played for the Cardinals from 1929-33 and, as an offensive guard, helped block for **Ernie Nevers'** NFL record six TDs and 40 points vs. the Chicago Bears on November 28, 1929.


The team held training camp in Waukesha, WI and went on to an 0-10 record in the regular season. After dropping their opener against Philadelphia, the team's fortunes took another hit when starting QB **Coley McDonough** was drafted into the Army two days prior to the matchup against Green Bay.

It was the second straight season that the Steelers merged with another team. In 1943, the Steelers and the Philadelphia Eagles combined to form the Steagles.



A (PITT)SBURGH FOOTBALL LIFE

A native of Erie, PA who attended the University of Pittsburgh before being drafted by the Steelers in 2017 - RB **James Conner** didn't begin playing home games (at the Pop Warner, prep, college or NFL level) outside the state of Pennsylvania until he signed with the Cardinals as a free agent in 2021.



ERIE KID BECOMES A STEELER

The Steelers drafted Conner in the 3rd round (105th overall) of the 2017 Draft and he spent his first four seasons (2017-20) in Pittsburgh. During his time with the Steelers, Conner appeared in 50 games (33 starts) and ran for 2,302 yards and 22 TDs on 532 carries (4.3 avg.) to go along with 124 receptions for 963 yards and four TDs.

Conner had nine 100-yard rushing performances with Pittsburgh, who were undefeated (8-0-1) in those contests.

He had his best season in 2018, when he was selected to the Pro Bowl after rushing for 12 TDs and 973 yards while catching 55 passes for 497 yards a TD in 13 games.

In his final three seasons (2018-20) with the Steelers, Conner totaled 3,121 scrimmage yards and 26 TDs in 36 games. He was one of just 10 players in the NFL with 2,000+ rushing yards and 900+ receiving yards in that span.

A STELLAR CAREER AT PITT

Following his record-setting prep days, Conner starred at the University of Pittsburgh. He played in 39 games in four seasons at Pitt (2013-16), and left ranked second in school history in rushing yards (3,733), total TDs (56) and rushing TDs (52), trailing only Tony Dorsett in all three. He established ACC records for career rushing TDs and total TDs.

Conner's best season with the Panthers came as a sophomore in 2014, when he set career highs in carries (298), rushing yards (1,765) and rushing TDs (26) in 13 games. His 26 rushing TDs, 26 total TDs and 156 points all set school single-season records while his 26 rushing TDs also represented an ACC record. He was named 1st-team All-American by the American Football Coaches Association, becoming the first Pitt RB to garner first-team accolades in 27 years (Craig "Ironhead" Heyward in 1987).

TWO-WAY STAR AT ERIE MCDOWELL

Conner's journey to Pitt - and ultimately to the Steelers - began at Erie McDowell (Erie, PA) High School, where he starred as both a running back and a defensive end. Conner led the school to the quarterfinals of the PIAA Class AAAA playoffs as a senior after rushing for 1,680 yards and 21 TDs. That year he set a school single-season record with 164 points, including 26 TDs. He also established school records for sacks in a season (12.0 as a senior) and in a career (17.0).

LEAVING A LASTING LEGACY BACK HOME

Conner's legacy in Pittsburgh extends far beyond his football exploits in college or the NFL.

During his time at Pitt, Conner's life - and football future - were turned upside down when he was diagnosed with Hodgkin's Lymphoma in 2015.

Coming off a record-setting sophomore season in 2014, Conner suffered an MCL tear just eight carries into his junior campaign in 2015. It was an injury that not only helped save his life, but ultimately led to his most important legacy in the Pittsburgh area.

While rehabbing Conner began experiencing excessive fatigue and couldn't sleep, leading doctors to perform a chest x-ray that revealed the tumors around his heart. "The doctor told me I had about a week left," Conner said. "He said, 'You got about a week.' If you didn't get this treated, you had about a week at the rate it was growing." While still rehabbing his knee, Conner endured 12 rounds of chemotherapy and on May 23, 2016 he announced that he was cancer free.

The doctor who treated Conner, Dr. Stanley Marks, started the Stanley M. Marks Blood Cancer Research Fund and at his annual fundraiser gives out the "James Conner Courage Award." Conner was on hand at the event in 2022 to present the award to Carrie Richards, one of the nurses who helped in his treatment and later went through the same diagnosis.



BEACHUM MAKES FIRST RETURN TO PITTSBURGH

On Sunday, Cardinals OL **Kelvin Beachum** will face the team that brought him into the league 11 years ago. He was originally selected by Pittsburgh in the seventh round (248th overall) of the 2012 Draft and spent his first four seasons (2012-15) in Pittsburgh.

Sunday's game will mark Beachum's second time facing the Steelers (in 2019 w/ Jets) and first time returning to Acrisure Stadium.

He started 39-of-44 games played with Pittsburgh during the regular season while also starting in his lone postseason appearance. Including postseason, he started his final 34 games played at LT during his time with the Steelers.

Beachum's best season in Pittsburgh came in 2014 when he started at LT in all 16 regular season games. He helped RB Le'Veon Bell establish career highs in rushing yards (1,361) and receiving yards (854) on his way to establishing a franchise single-season record with 2,215 scrimmage yards. Beachum also protected QB Ben Roethlisberger as he threw for an NFL-high 4,952 passing yards.



FACING A DEFENSE LED BY AUSTIN

For the second time in three games (Houston DC Matt Burke), the Cardinals face a team that features a defensive coordinator who was a former position coach in Arizona.

Steelers defensive coordinator **Teryl Austin** was the Cardinals DBs/Secondary coach from 2007-09. In Austin's final season in Arizona in 2009, three Cardinals DBs earned Pro Bowl honors: CB Dominique Rodgers-Cromartie, S Antrel Rolle and S Adrian Wilson. In 2007, the Cardinals led the league with six INT return TDs and 551 INT return yards.



A THIRD MATCHUP VS. PETERSON

The Cardinals played 154 games with CB **Patrick Peterson** and when the team travels to Pittsburgh this week they will play their third game against him (faced him twice during his two seasons with Minnesota).

Selected by Arizona #5 overall in 2011 NFL Draft, Peterson played 10 seasons (2011-20) with the Cardinals and in that time totaled 499 tackles, 28 INTs, 91 passes defended, 4.0 sacks, 2 forced fumbles, 10 tackles for loss and scored five TDs (4 punt return, 1 INT Return).

PETERSON'S ARIZONA HIGHLIGHTS:

- Earned a spot on the 2010-19 All-Decade Team by the Pro Football Hall of Fame's 48-member selection committee.
- Voted to the Pro Bowl in each of his first eight NFL seasons, becoming the first player in team history to accomplish the feat.
- Earned first-team All-Pro honors three times with two selections at CB (2013, 2015) and one as a kick returner (2011).
- Started all 128 games during his first eight NFL seasons, becoming the first Cardinal since at least the 1970 NFL-AFL merger to start 100+ consecutive games to begin his career.
- Tied an NFL record and became just the fourth player in history to return four punts for TDs during a single season as a rookie in 2011. Became the first player in NFL history with four punt return TDs of 80+ yards in a single season.



GOLDEN IS A TWO-TIME CARDINAL

Prior to his time in Pittsburgh, LB **Markus Golden** had two stints with the Cardinals. Arizona selected him in the second round (58th overall) of the 2015 Draft and he spent four seasons (2015-18) with the Cardinals before signing with the Giants in free agency in 2019.

Golden returned to Arizona in 2020 when the Cardinals re-acquired him in a trade - and he remained with the team through the 2022 season. During his time in Arizona, Golden appeared in 88 games (51 starts) and totaled 218 tackles, 35.5 sacks, 47 tackles for loss, 97 QB hits, 11 forced fumbles, three fumble recoveries and six passes defended.

HIGHLIGHTS FROM GOLDEN'S TIME IN ARIZONA

- His 35.5 sacks rank 12th on the Cardinals all-time list.
- Had a career-high 12.5 sacks in 2016 and 11.0 sacks in 2021. Golden is among five players in franchise history (Chandler Jones, Simeon Rice, Freddie Joe Nunn and Curtis Greer) with multiple seasons of 11.0+ sacks.
- There have been just four seasons in Cardinals history in which multiple players recorded 10+ sacks. Golden and Chandler Jones (2016 and 2021) accounted for two of those seasons.



CARDINALS TO WEAR CUSTOM GEAR FOR "MY CAUSE, MY CLEATS"

As of part the NFL's My Cause, My Cleats campaign, hundreds of players and coaches across the league will showcase a wide range of causes and charitable organizations important to them. For the eighth consecutive season, the NFL will celebrate the My Cause, My Cleats initiative which was created to allow players to reveal their passions beyond the playing field and wear their hearts on their feet. Each player has the opportunity to pick a cause that is important to them and represent their chosen organization on custom designed cleats.

Among the Cardinals participating in My Cause, My Cleats this season are the 29 players and coaches listed below:

Player	Cause	Organization	Player	Cause	Organization
OL Kelvin Beachum	Clean Water Access	World Vision	LB Jesse Luketa	Community Outreach	NFL RISE
S Joey Blount	Gun Violence	D'Sean Perry Spirit of Cavaliers	TE Trey McBride	Community Outreach	Golden Stars
RB Michael Carter	Cancer	American Cancer Society	OL Carter O'Donnell	Conservation	Ducks Unlimited
CB Kei'Trel Clark	Mental Health	Men's X Mental	K Matt Prater	Youth Health/Wellness	Madelyn's Fund
LB Zaven Collins	Military Support	Special Forces Foundation	DL Kevin Strong	Cancer	American Cancer Society
OL Trystan Colon	Autism	Autism Speaks	LB Cameron Thomas	Disease Prevention	ALS Association
RB James Conner	Cancer Research	Conner Strong Foundation	S Jalen Thompson	Community Outreach	Boys & Girls Club
WR Kaden Davis	Cancer	American Cancer Society	OL Elijah Wilkinson	Disease Awareness	Michael J. Fox Foundation
LB Victor Dimukeje	Awareness/Opportunity	The Uprise	LB Josh Woods	Community Outreach	Woosy Loves Da Kids, LLC
TE Zach Ertz	Community Outreach	Ertz Family Foundation	Coach	Cause	Organization
DL Leki Fotu	Disabilities	American Diabetes Association	Autry Denson	Homelessness	Denson Family Legacy Foundation
LB Dennis Gardeck	Disabilities	Mikey's League	Drew Petzing	Mental Health	Rescue Mission of Trenton
P Blake Gillikin	Childhood Cancer	THON	Sam Siefkes	Substance Abuse	Chris Herren Foundation
OL Paris Johnson Jr.	Military Support	Pat Tillman Foundation & Paris Johnson Jr. Foundation	Ben Steele	Military Support	Play the Next Play Foundation
RB Tony Jones Jr.	Cancer	Headstrong Foundation			
DL Jonathan Ledbetter	Community Outreach	Black Women's Health Imperative			

S JALEN THOMPSON



TE TREY MCBRIDE



LB ZAVEN COLLINS



OL PARIS JOHNSON JR.



LB VICTOR DIMUKEJE



K MATT PRATER



OL KELVIN BEACHUM



OL TRYSTAN COLON



RB MICHAEL CARTER



BY THE NUMBERS

16

NFL owners currently enshrined in the Pro Football Hall of Fame. That includes the Cardinals Charles Bidwill and Pittsburgh's Art Rooney and Dan Rooney.

1933

Year the Cardinals and Steelers first played. It also marks the first year the Cardinals played under the ownership Charles Bidwill and the year the Steelers franchise joined the NFL as the Pittsburgh Pirates under the ownership of Art Rooney.

47

Games that RB James Conner has played at Acrisure Stadium. A native of Erie, PA who attended the University of Pittsburgh before being drafted by the Steelers in 2017, Conner played 21 college and 26 NFL games at the venue as a member of the home team. This week's game is his first as a visitor.

6

Rookies that started for the Cardinals last week vs. Los Angeles: two on offense (OL Paris Johnson Jr. and TE Elijah Higgins) and four on defense (DL Dante Stills and CBs Garrett Williams, Kei'Trel Clark and Starling Thomas V). Excluding the 1987 season which featured replacement players, it marked the first time since at least 1970 Arizona started four rookies on defense in a game.

9

Rookies that have started at least one game for the Cardinals this season. That is the highest total in the NFL. No other team has had more than seven rookies start a game.

48

Receptions for second-year TE Trey McBride in 2023. That is the fifth-highest single-season total in franchise history by a TE. McBride needs nine catches for a new franchise single-season record for receptions by a TE. The current record of 56 is shared by Zach Ertz (2021) and Jackie Smith (1967).

521

Receiving yards for McBride in 2023. With 79 yards he would join Hall of Famer Jackie Smith (7x) and Doug Marsh (1984) as the only TEs in franchise history with 600+ receiving yards in a season.

18

Career games - including last week's matchup vs. the Rams - in which QB Kyler Murray had both a passing and rushing TD. That is tied with Daunte Culpepper for the third-most in NFL history in a player's first five seasons.

26

Career rushing TDs for Murray, which is 10 more than any other QB in franchise history. It also moved him into a tie with Ernie Nevers for 8th place on the franchise all-time list for career rushing TDs.

2

INTs for S Jalen Thompson in the last two games. It is the first time in his career he has had an INT in back-to-back games. After totaling one INT in his first 29 career games, Thompson now has seven INTs in his last 35 games.

11

FGs of 50+ yards for K Matt Prater in his last 16 games played (on 13 attempts). That stretch has featured him kicking five of the 12 longest FGs in franchise history. His 11 FGs in that span have covered 50, 51, 53, 54, 55, 55, 56, 56, 57, 57 and 62 yards.

77

Career FGs of 50+ yards for Prater. That is the most in NFL history and 19 more than the players who rank second on the list.

6.5

Sacks for rookies LB BJ Ojulari and DL Dante Stills in the last six games. The duo also combined for 44 tackles, seven tackles for loss and eight QB hits during that stretch.

121.8

Rushing yards per game for the Cardinals in 2023. Arizona ranks 10th in the NFL in rushing this season.

4.79

Rushing average for the Cardinals in 2023 (305 carries for 1,461 yards). Arizona ranks third in the NFL in rushing average this season.

10

Consecutive games in which RB James Conner has averaged 4.0+ yards per carry. That is the longest active streak in the NFL (min. 5 att./game).

14

Runs of 20+ yards for Arizona this season. Only the Dolphins (15) have more.

49

Distance - in yards - of the 3rd quarter punt return by WR Greg Dortch in Week 10. It was the longest punt return of his career and the longest by a Cards player since Ted Ginn's 71-yard punt return TD vs. the Giants in Week 2 of 2014.

50.0

Punting average for Blake Gillikin this season. That ranks sixth in the NFL. Gillikin has averaged 50.0+ yards per punt in five of eight games played in 2023.

WHAT TO LOOK FOR IN WEEK 13

WITH A WIN...

• The Cardinals would earn their first-ever win at Acrisure Stadium. It would also represent Arizona's first road win in Pittsburgh since 1969 at Pitt Stadium.

MILESTONES WITHIN REACH

TE Trey McBride

- With 79 receiving yards, McBride would join Hall of Famer Jackie Smith (7x) and Doug Marsh (1984) as the only TEs in franchise history with 600+ receiving yards in a season.
- With 100+ receiving yards, McBride would join Jackie Smith (6x) as the only TEs in franchise history with multiple 100-yard outings in a single season.
- With 9 receptions, McBride would establish a new franchise single-season record for catches by a TE. The current record of 56 is shared by Zach Ertz (2021) and Jackie Smith (1967).

QB Kyler Murray

- With a rushing TD, Murray would have 27 career rushing TDs. That would tie Johnny Roland and Elmer Angsman for 6th place on the franchise all-time list for career rushing TDs.
- With a rushing TD, Murray would have a TD run in four consecutive games. That would mark the second-longest streak of his career (5 straight in 2020).
- With a rushing and passing TD, Murray would have both a passing and rushing TD for the 19th time in his career. That would mark the third most in NFL history in a player's first five seasons.

RB James Conner

- With a rushing TD, Conner would have 25 rushing TDs as a member of the Cardinals. That would tie Pat Harder for 10th place on the franchise all-time list for career rushing TDs.

S Jalen Thompson

- With an INT, Thompson would become the first Arizona player with an INT in at least three straight games since S Antoine Bethea (3) in 2017.

K Matt Prater

- With a FG of 50+ yards, Prater would have seven FGs of 50+ yards in 2023 tying his own franchise single-season record (also had seven in 2021).

NFL WEEK 13 SCHEDULE

Teams on bye: Ravens, Bills, Bears, Raiders, Vikings, Giants

Thursday, November 30

Seattle Seahawks at Dallas Cowboys - 6:15 PM (Prime Video)

Sunday, December 3

Arizona Cardinals at Pittsburgh Steelers - 11:00 AM (CBS)

Los Angeles Chargers at New England Patriots - 11:00 AM (CBS)

Detroit Lions at New Orleans Saints - 11:00 AM (FOX)

Atlanta Falcons at New York Jets - 11:00 AM (FOX)

Indianapolis Colts at Tennessee Titans - 11:00 AM (CBS)

Miami Dolphins at Washington Commanders - 11:00 AM (FOX)

Denver Broncos at Houston Texans - 11:00 AM (CBS)

Carolina Panthers at Tampa Bay Buccaneers - 2:05 PM (CBS)

Cleveland Browns at Los Angeles Rams - 2:25 PM (FOX)

San Francisco 49ers at Philadelphia Eagles - 2:25 PM (FOX)

Kansas City Chiefs at Green Bay Packers - 6:20 PM (NBC)

Monday, December 4

Cincinnati Bengals at Jacksonville Jaguars - 6:15 PM (ABC/ESPN)

LUKETA HITCHES A RIDE

After experiencing a tire issue on his way to the game vs. the Rams last week, it looked certain that Cardinals LB **Jesse Luketa** was not going to get to State Farm Stadium on time.

Stranded at a gas station 30 minutes from the stadium with a flat tire - Luketa had no idea how he was going to make the rest of the trip. Looking around, he spotted a man pumping gas in a Cardinals jersey, with his wife and three kids waiting in the car - also in Cardinals gear. That is when Luketa took action.

He asked if they were headed to the game and explained his predicament. Luketa said they were "ecstatic" to give him a ride. "Best fans in America. I mean, speaking for myself, I don't think this has ever happened to any other professional player," Luketa said. "This is the type of stuff that only happens to me. But extremely grateful and forever indebted to them."

The family enjoyed the experience as well. "The biggest thing I want people to know about this is that he is just the nicest guy you will ever meet," the father - J.W. Phillips - said of the ride. "I have three kids, and we were just chatting. It felt like he was part of the crew."

After the game, Luketa met up with the family for pictures and promised them tickets for the Cardinals next home game as his guest.



INJURIES DEPLETING ARIZONA IN 2023

97 GAMES MISSED TO INJURY...AND COUNTING

Injuries have hit the Cardinals hard in all three phases so far this season, forcing a large number of players to miss games and also force a lot of different players into action.

The most recent significant injuries were to LB Kyzir White - a team captain and one of the NFL's leading tacklers in 2023 - and DL Leki Fotu. Both were lost to IR following injuries suffered in Week 11 at Houston.

THE FULL INJURY BREAKDOWN

Among players eligible to play in 2023 (weren't placed on IR prior to the start of the season), 27 have now missed a combined 97 games due to injury this year.

Players Missing Games to Injury in 2023

Player	Gms
DL L.J. Collier (IR)	11
DL Carlos Watkins (IR)	10
QB Kyler Murray	9
OL Elijah Wilkinson (IR)	6
CB Garrett Williams	6
S Budda Baker	5
OL Dennis Daley	5
TE Zach Ertz (IR)	5
RB James Conner	4
RB Emari Demercado	3
DL Jonathan Ledbetter	3
CB Bobby Price (IR)	3
WR Michael Wilson	3
LB Josh Woods	3
S Joey Blount	2
OL Trystan Colon	2
DL Leki Fotu (IR)	2
CB Antonio Hamilton	2
RB Keaontay Ingram	2
WR Zach Pascal	2
DL Kevin Strong Jr.	2
S Jalen Thompson	2
LB Krys Barnes	1
WR Greg Dortch	1
OL D.J. Humphries	1
LB Ezekiel Turner	1
LB Kyzir White (IR)	1



A WHOLE ROSTER FULL OF INJURIES

Virtually every position on both offense and defense has been significantly affected by injuries this season.

OFFENSE

Games Missed By Position

Gms	Position
14	Offensive Line
9	Running Back
9	Quarterback
6	Wide Receiver
5	Tight End
43	Games Total

DEFENSE

Games Missed By Position

Gms	Position
28	Defensive Line
11	Cornerback
9	Safety
6	Linebacker
54	Games Total

DEFENSIVE LINE TAKING BRUNT OF THE HIT

It took just one game for the Cardinals to lose one of their starting defensive linemen - as DE **L.J. Collier** suffered a biceps injury that has kept him out of the last 11 games.

In game two - after he had recorded seven tackles, a sack, a QB hit, a tackle for loss and a pass defended in his first game-plus - Arizona lost starting DE **Carlos Watkins** to his own biceps injury that has kept him out of the last 10 games.

Defensive line has been the hardest hit with injuries this season - as the team now has three of the six linemen from its Week 1 roster currently on IR (Leki Fotu is the third). Only two of those six (Jonathan Ledbetter and Dante Stills) played in last week's game vs. the Rams.

Arizona has had nine different defensive linemen see action so far this season, with just four playing at least nine games.

Arizona D-Linemen Seeing Action in 2023

Player	Gms
Dante Stills	11
Leki Fotu (IR)	10
Kevin Strong	10
Roy Lopez*	9
Ben Stille*	4
Eric Banks*	3
Phil Hoskins*	2
Carlos Watkins (IR)	2
L.J. Collier (IR)	1



*Not on AZ's Week 1 Active Roster

72 HAVE PLAYED SO FAR & 14 ON IR

After having a franchise record 82 different players see action for the Cardinals in 2022, Arizona has had 72 different players appear in a game this season. Only Tennessee (73) has had more.

2023 NFL Leaders

Most Players to Appear in a Game

Rnk	Team	Players
1	Tennessee	73
2t	Arizona	72
2t	Houston	72
4	Carolina	69
5t	4 teams tied	68



Of the 48 players who saw action last week vs. the Rams, eight were not on the Cardinals roster in Week 1.

This season, Arizona has had:

- **29 different players see action on offense**
- **32 different players see action on defense**
- **10 different starting lineups on offense**
- **12 different starting lineups on defense (NFL-high)**

CARDS HAVE 14 CURRENTLY ON IR & OTHER INJURY NOTES

Arizona has 14 players on the reserve/injured list. Only Carolina (15) has more.

2023 NFL Leaders

Most Players on Injured Reserve

Rnk	Team	Players
1	Carolina	15
2	Arizona	14
3	Houston	13
4t	N.Y. Giants	12
4t	N.Y. Jets	12
4t	New England	12
4t	Washington	12

Not counting starting QB Kyler Murray - who began the season on PUP - **seven of the Cardinals Week 1 starters are currently or have spent time on IR.**

Five of Arizona's Week 1 starters on currently on IR: Ertz, Wilkinson, Collier, Fotu and White.

NOTES ON THE INJURIES IN 2022

- **Only five players - LB Zaven Collins, C Hjalte Froholdt, RG Will Hernandez, RT Paris Johnson Jr. and WR Marquise Brown - have started all 12 games.**
- **Just 16 players have appeared in all 12 games.**
- **Of the six Pro Bowlers on the Cardinals roster, five - QB Kyler Murray, S Budda Baker, TE Zach Ertz, RB James Conner and LT D.J. Humphries - have missed a combined 24 games due to injury.**
- **Murray (9 games), Baker (5 games), Ertz (5 games) and Conner (4 games) have all missed games on either IR or PUP this season.**

ROOKIES FILLING IN THE GAPS

The injuries that have affected the Cardinals roster this season has allowed - and in some instances forced - the team's rookies into action.

Arizona has had nine different rookies start at least one game this season. The Cardinals have had seven different rookies start multiple games. Both totals lead the NFL.

2023 NFL LEADERS

Most Rookies Starting 1+ Games			Most Rookies Starting Multiple Games		
Rnk	Team	Starts	Rnk	Team	Starts
1	Arizona	9	1	Arizona	7
2t	Carolina	7	2	Green Bay	6
2t	Green Bay	7	3t	Carolina	5
2t	Tampa Bay	7	3t	Detroit	5
5t	Chicago	6	3t	Houston	5
5t	Indianapolis	6	3t	Indianapolis	5
5t	New England	6	3t	N.Y. Giants	5
5t	Tennessee	6	3t	New England	5

Only the Texans (43) have more starts from rookies this season than the Cardinals (42).

Teams w/ Most Starts by Rookies

Rnk	Team	Starts
1	Houston	43
2	Arizona	42
3	L.A. Rams	36
4t	Carolina	33
4t	Green Bay	33
4t	Chicago	33



In last week's game vs. the Rams, Arizona started six rookies: two on offense (OL Paris Johnson Jr. and TE Elijah Higgins) and four on defense (DL Dante Stills and CBs Garrett Williams, Kei'Trel Clark and Starling Thomas V).

Arizona is the only team in the NFL this season to start at least six rookies in a single game.

Excluding the 1987 season which featured replacement players, last week's game vs. the Rams marked the first time since at least 1970 the Cards started four rookies on defense in a single game.

HIGHLIGHTS FROM THE 2023 SEASON

ARIZONA'S TOP-10 RUSHING ATTACK IN 2023

Through 12 games, Arizona has rushed for 1,461 yards and 11 TDs on 305 carries (4.8 avg.). **The Cardinals rank 10th in the NFL in rushing yards/game (121.8) and 3rd in rushing average (4.79) in 2023.**

2023 NFL RUSHING LEADERS (TEAM)

Rnk	Team	Yds
1	Baltimore	158.6
2	Miami	145.2
3	Cleveland	139.5
4	Atlanta	139.3
5	Chicago	137.7
6	Detroit	136.9
7	San Francisco	136.0
8	Philadelphia	133.3
9	Buffalo	122.3
10	Arizona	121.8



Rushing Yards/Attempt

Rnk	Team	Avg.
1	Miami	5.47
2	Baltimore	4.88
3	Arizona	4.79
4	Detroit	4.59
5	N.Y. Jets	4.54

FOUR WITH 100+ RUSHING YARDS

Arizona (4) joins the Bears (6), Browns (5), 49ers (5), Broncos (4), Commanders (4), Ravens (4), Falcons (4) and Vikings (4) as the only teams in the NFL to have at least four players with 100+ rushing yards: RBs James Conner (526) and Emari Demercado (210), QB Joshua Dobbs (258) and WR Rondale Moore (156).

The 2023 season marks the first time in team history the Cardinals have had a RB, QB and WR each with 100+ rushing yards in a season.

BIG GAINS IN THE RUN GAME

The Cardinals have piled up 14 runs of 20+ yards so far in 2023. Only the Miami Dolphins (15) have more. Arizona had nine runs of 20+ yards last season.

Arizona ranks sixth in the NFL with 42 runs of 10+ yards this season. That equals AZ's total from all of 2022 (42).



2023 NFL RUSHING LEADERS (TEAM)

Rnk	Team	20+
1	Miami	15
2t	Arizona	14
2t	Baltimore	14
4	Pittsburgh	11
5	Detroit	10

Arizona has had five different players with at least one run of 20+ yards this season.

Rnk	Team	10+
1	Chicago	51
2	Baltimore	49
3	Atlanta	48
4	Miami	44
5	San Francisco	43
6	Arizona	42

Player	20+
RB James Conner	5
QB Joshua Dobbs	5*
WR Rondale Moore	2
QB Kyle Murray	1
WR Marquise Brown	1

*Total during time w/ Arizona

2023 RUN GAME HIGHLIGHTS

Arizona has rushed for 100+ yards in nine of 12 games played this season. Only three teams have more games of 100+ rushing yards in 2023.

2023 NFL Leaders Games w/ 100+ Rushing Yards (Team)

Rnk	Team	Gms
1	Baltimore	12
2t	San Francisco	10
2t	Chicago	10
4t	Arizona	9
4t	Atlanta	9
4t	Detroit	9



RUSHING HIGHLIGHTS BY GAME IN 2023

WEEK 11 AT HOUSTON

Facing a Texans team that featured the NFL's #8 ranked run defense, the Cardinals piled up 123 yards and a TD on just 25 carries (4.9 avg.). Arizona had five runs of 10+ yards in the contest.

WEEK 10 VS. ATLANTA

The Cardinals finished their win over the Falcons with 122 rushing yards and two TDs on 26 carries (4.7 avg.). Arizona had two rushing TDs against a Falcons defense that entered the contest having allowed an NFL low two rushing TDs all season.

WEEK 8 VS. BALTIMORE

Facing the NFL's #9 ranked run defense, Arizona rushed for 129 yards and a TD on 32 carries (4.0 avg.).

WEEK 7 AT SEATTLE

Facing the NFL's #5 ranked run defense, Arizona rushed for 127 yards and a TD on 25 carries (5.1 avg.).

WEEK 6 AT L.A. RAMS

The Cardinals rushed for 130 yards on 30 attempts (4.3 avg.) and QB Joshua Dobbs had runs of 24 and 20 yards.

WEEK 5 VS. CINCINNATI

The Cardinals rushed for 142 yards and a TD on 22 attempts (6.5 avg.) and had runs of 41 (WR Rondale Moore) and 35 yards (RB James Conner).

WEEK 4 AT SAN FRANCISCO

Facing a Niners defense allowing just 53.0 rushing yards per game, AZ rushed for 105 yards on 25 carries (4.2 avg.) while QB Joshua Dobbs was sacked just once on 41 pass attempts.

WEEK 3 VS. DALLAS

The O-Line paved the way for Arizona to rush for 222 yards and two TDs on 30 carries (7.4).

WEEK 2 VS. NY GIANTS

The O-Line did not allow a sack on 31 pass attempts and also paved the way for the Cards to rush for 151 yards and two TDs on 29 carries (5.2 avg.).

WAY MORE THAN AN AVERAGE BACK

RB James Conner returned to the lineup vs. Atlanta in Week 10 after missing the previous four games on IR with a knee injury. In his first game back, he rushed for 73 yards on 16 carries (4.5 avg.). Since his return, Conner has rushed for 162 yards on 36 carries (4.5 avg.), including six runs of 10+ yards.

In eight games played this season, Conner has rushed for 526 yards and two TDs on 104 carries. His average of 5.06 yards per rush attempt ranks sixth in the NFL this season (min. 90 attempts).

2023 NFL Leaders – Rushing Average

Rnk	Player (Team)	Avg.	Yds	Att
1	RB Jaylen Warren (Pit)	5.83	542	93
2	RB Kyren Williams (LAR)	5.30	599	113
3	RB Raheem Mostert (Mia)	5.20	785	151
4	RB Jahmyr Gibbs (Det)	5.19	566	109
5	QB Lamar Jackson (Bal)	5.13	574	112
6	RB James Conner (AZ)	5.06	526	104

Conner's career rushing averages by season:

Year	Avg.	Att	Yds	Team
2023	5.06	104	526	AZ
2022	4.28	183	782	AZ
2021	3.72	202	752	AZ
2020	4.27	169	721	Pit
2019	4.00	116	464	Pit
2018	4.53	215	973	Pit
2017	4.50	32	144	Pit



CONNER'S NFL-LEADING STREAK WITH A 4.0+ AVERAGE

In his first 23 games played with Arizona, Conner averaged 4.0+ yards per carry seven times. **Conner has now averaged 4.0+ yards per carry in each of his last 10 games. His 10 straight games averaging at least 4.0 yards per rush attempt is the longest active streak in the NFL (min. 5 att./game).**

Longest Active Streaks

Rnk	Player (Team)	Gms
1	RB James Conner (AZ)	10
2	RB Jahmyr Gibbs (Det)	7
3t	RB Bijan Robinson (Atl)	4
3t	RB Kyren Williams (LAR)	4
3t	RB Nick Chubb (Cle)	4

A CAREER SEASON PAUSES FOR FOUR GAMES

Conner was off to one of the best starts of his career before a knee injury suffered in Week 5 forced him to miss four games - before he returned in Week 10. **A the time of his injury, Conner had rushed for 364 yards and two TDs on 68 carries (5.35 avg.). His 364 rushing yards were tied for eighth in the NFL through five weeks.**

NFL Leaders – Rushing Yards (Weeks 1-5)

Rnk	Player (Team)	Yards
1	RB Christian McCaffrey (SF)	510
2	RB De'Von Achane (Mia)	460
3	RB Zack Moss (Ind)	445
4	RB D'Andre Swift (Phi)	434
5	RB Travis Etienne Jr. (Jax)	396
6	RB Breece Hall (NYJ)	387
7	RB David Montgomery (Det)	371
8t	RB James Conner (AZ)	364
8t	RB Bijan Robinson (Atl)	364
10	RB Tony Pollard (Dal)	340

PRATER HITTING FROM LONG DISTANCE

ALL-TIME BEST FROM 50+

In Week 10 vs. Atlanta, K Matt Prater connected on FGs of 51 and 56 yards. Those two kicks **gave him 17 FGs of 50+ yards since joining the Cardinals in 2021, establishing a new franchise record.** He broke the previous mark held by Neil Rackers (16 in 100 games).

Prater added to that record in Week 11 at Houston with a 57-yarder in the first quarter - his 18th FG of 50+ in 42 games with Arizona.

Franchise Record – FGs of 50+ Yards (Career)

Rnk	Player (Years)	50+	Gms
1	Matt Prater (2021-)	18	42
2	Neil Rackers (2003-09)	16	100
3	Greg David (1991-96)	9	87
4	Jay Feely (2010-13)	8	64
5	Zane Gonzalez (2018-20)	6	33

Prater now has 77 career FGs of 50+ yards. That is 19 more than any other player in NFL history.

NFL History - Field Goals Made of 50+ Yards

Rnk	Player (Years)	50+
1	Matt Prater (2007-)	77
2t	Sebastian Janikowski (2000-18)	58
2t	Justin Tucker (2012-)	58
4	Jason Hanson (1992-12)	52
5	Greg Zuerlein (2012-)	46



NFL RECORD HOLDER FROM 55+

The 57-yarder vs. the Texans was Prater's 23rd made FG of 55+ yards in his career. That is the most such FGs in NFL history.

NFL History - FGs of 55+ Yards

Rnk	Player	FGs
1	Matt Prater (2007-)	23
2	Greg Zuerlein (2012-)	21
3	Justin Tucker (2012-)	18
4t	Sebastian Janikowski (2000-18)	14
4t	Jason Myers (2015-)	14

AS ACCURATE AS HE IS PROLIFIC

In addition to being the most prolific kicker in NFL history from 50+ yards, Prater is also the most accurate. **He has connected on 77-of-103 attempts in his career and his 74.8% success rate is the best in NFL history (min. 50 attempts).**

NFL History - FG Percentage From 50+ Yards

Rnk	Player (Years)	Pct.	Made	Att
1	Matt Prater (2007-)	74.8	77	103
2	Robbie Gould (2005-22)	70.6	36	51
3	Phil Dawson (1999-18)	70.0	42	60
4	Justin Tucker (2012-)	68.2	58	85
5	Josh Brown (2003-16)	67.3	37	55

Prater has connected on 18-of-24 attempts (75.0%) from 50+ as a member of the Cardinals.



PRATER'S REMARKABLE 16-GAME STRETCH

In Week 11 at Houston, Prater hit a 57-yard FG. In the Cardinals first 101 seasons as an NFL franchise (1920-2020), there were six made FGs of 56+ yards. Prater has doubled that total in just 42 games with the team.

Franchise Record – Longest Field Goal

Rnk	Player	Dist	Opponent
1t	Matt Prater	62	9/24/23 vs. Dal
1t	Matt Prater	62	9/19/21 vs. Min
3	Jay Feely	61	10/14/12 vs. Buf
4	Chandler Catanzaro	60	9/25/16 at Buf
5t	Matt Prater	57	11/19/23 at Hou
5t	Matt Prater	57	1/1/23 at Atl
5t	Zane Gonzalez	57	9/13/20 at SF
5t	Phil Dawson	57	11/26/17 vs. Jax
8t	Matt Prater	56	11/12/23 vs. Atl
8t	Matt Prater	56	12/25/22 vs. TB
8t	Zane Gonzalez	56	9/13/20 @ SF
8t	Chandler Catanzaro	56	12/11/16 @ Mia

PRATER ON HISTORIC STREAK IN LAST 16 GAMES
Dating back to Week 15 of 2022, Prater has 11 FGs of 50+ yards in his last 16 games played. He has connected on 11-of-13 attempts from 50+ during that span.

Prater's last 16 games have featured him kicking five of the 12 longest FGs in franchise history. His 11 FGs in that stretch have covered 50, 51, 53, 54, 55, 55, 56, 56, 57, 57 and 62 yards.



TREY'S MEMORABLE SEASON IN THE MAKING

PRODUCTION SOARING IN YEAR TWO

Following a five-game stretch that featured a franchise single-game record for receptions by a TE and also the first 100-yard receiving game by a Cardinals TE in 34 years, second-year TE **Trey McBride** is on pace for a memorable season in Arizona.

With 48 receptions for 521 yards so far this season, McBride is currently on pace to catch 68 passes for 739 yards in 2023. **Those totals would have him establishing a franchise record for receptions by a TE and joining Hall of Famer Jackie Smith (3x) as the only TEs in team history to have 700+ receiving yards in a season.**

McBride's 48 receptions mark the fifth-best total in franchise history and leave him nine catches shy of a new franchise record.



FRANCHISE SINGLE-SEASON RECORDS FOR TIGHT END

Receiving Yards			Franchise Record – Receptions		
Rnk	Player (Year)	Yds	Rnk	Player (Year)	Rec
1	Jackie Smith (1967)	1,205	1t	Zach Ertz (2021)	56
2	Jackie Smith (1966)	810	1t	Jackie Smith (1967)	56
3	Jackie Smith (1968)	789	3	Freddie Jones (2003)	55
4	Jackie Smith (1970)	687	4	Jackie Smith (1968)	49
5	Jackie Smith (1964)	657	5	Trey McBride (2023)	48
6	Jackie Smith (1965)	648	6t	Zach Ertz (2022)	47
7	Doug Marsh (1984)	608	6t	Jackie Smith (1964)	47
8	Jackie Smith (1973)	600	8t	Rob Housler (2012)	45
9	Zach Ertz (2021)	574	8t	Freddie Jones (2004)	45
10	Jay Novacek (1988)	569	8t	Jackie Smith (1966)	45

MCBRIDE AMONG THE NFL TIGHT END LEADERS IN 2023

McBride's 48 receptions in 2023 rank 8th among NFL TEs while his 521 receiving yards rank 7th.

2023 Receiving Yards (Tight End)

Rnk	Player (Team)	Yds
1	T.J. Hockenson (Min)	786
2	Travis Kelce (KC)	732
3	George Kittle (SF)	667
4	Mark Andrews (Bal)	544
5	Sam LaPorta (Det)	539
6	Even Engram (Jax)	524
7	Trey McBride (AZ)	521
8	David Njoku (Cle)	492
9	Cole Kmet (Chi)	482
10	Dalton Kincaid (Buf)	474

2023 Receptions (Tight End)

Rnk	Player (Team)	Rec
1	T.J. Hockenson (Min)	80
2	Travis Kelce (KC)	70
3	Even Engram (Jax)	64
4t	Dalton Kincaid (Buf)	56
4t	Cole Kmet (Chi)	56
6	Sam LaPorta (Det)	55
7	David Njoku (Cle)	51
8	Trey McBride (AZ)	48
9	George Kittle (SF)	46
10	Logan Thomas (Was)	45

MCBRIDE ENDS 34-YEAR STREAK FOR AZ

Two weeks after he became the first TE in franchise history with 10+ receptions in a game, **second-year TE Trey McBride caught eight passes for 131 yards against the Falcons in Week 10.**

The performance came 34 years to the day since the last 100-yard outing by a Cardinals TE: Rob Awalt, 105 yards vs. Dallas on 11/12/89.

McBride's 131 receiving yards were the most by a Cardinals TE in over 53 years – since Hall of Famer Jackie Smith had 149 yards on five receptions on 10/11/70 vs. New Orleans.

It also marked the fourth-highest single-game total by a TE in the NFL this season.

2023 NFL Leaders – Receiving Yards by TE (Game)

Rnk	Player (Team)	Yds	Opponent
1	Travis Kelce (KC)	179	10/22 vs. LAC
2	George Kittle (SF)	149	10/29 vs. Cin
3	T.J. Hockenson (Min)	134	11/12 vs. NO
4	Trey McBride (AZ)	131	11/12 vs. Atl
5	Dalton Schultz (Hou)	130	11/5 vs. TB

A RECORD-SETTING GAME VS. BALTIMORE

In Week 8 vs. the Ravens, McBride finished with a career high in receptions (10) while hauling in his second career TD. His 10 receptions are the most by a TE in a single game in franchise history.

Franchise Record - Receptions by TE (Game)

Rnk	Player	Rec	Opponent
1	Trey McBride	10	10/29/23 vs. Bal
2t	Jay Novacek	9	10/2/88 @ L.A. Rams
2t	Rob Awalt	9	11/8/87 vs. TB
2t	Rob Awalt	9	11/1/87 vs. Phi
2t	Jackie Smith	9	12/13/64 vs. Phi
2t	Jackie Smith	9	10/13/63 vs. Pit



DEFENSE PUTTING UP NUMBERS

The Cardinals defense continues to put up numbers in 2023 - the unit's first under head coach **Jonathan Gannon** and defensive coordinator **Nick Rallis**. Through 12 games, Arizona's defense has accumulated:

32.0 Sacks
62 Tackles for Loss
43 Passes Defensed
50 QB Hits
12 Takeaways (9 INT, 3 FR)
4 Forced Fumbles
3 Fumble Recoveries

The Cardinals 32 sacks are tied for 11th in the NFL and their 62 tackles for loss are tied for 6th.



2023 NFL Leaders – Sacks		
Rnk	Team	Sacks
1	Baltimore	47
2	Buffalo	41
3	Miami	38
4t	Dallas	37
4t	Kansas City	37
6t	Indianapolis	36
6t	L.A. Chargers	36
8	Washington	35
9	Cleveland	34
10	San Francisco	33
11t	Arizona	32
11t	Philadelphia	32
11t	Pittsburgh	32
11t	Seattle	32

2023 NFL Leaders – Tackles For Loss		
Rnk	Team	TFL
1	Cleveland	70
2t	Buffalo	64
2t	Indianapolis	64
4t	N.Y. Jets	63
4t	Washington	63
6t	Arizona	62
6t	Baltimore	62

PRESSURE COMING FROM ALL OVER

Arizona has had 13 different players record at least a partial sack in 2023. Only Baltimore (15), Buffalo (14) and Kansas City (14) have had more.

Player	Sacks
LB Dennis Gardeck	5.0
LB Victor Dimukeje	4.0
LB BJ Ojulari	4.0
LB Zaven Collins	3.5
DL Dante Stills	3.5
DL Leki Fotu	2.5
DL Kevin Strong	2.5
LB Kyzir White	2.0
DL Jonathan Ledbetter	1.5
DL Ben Stille	1.0
S Jalen Thompson	1.0
DL Carlos Watkins	1.0
LB Josh Woods	0.5



EIGHT VETERANS HIT CAREER HIGHS IN 2023

Eight Arizona veteran defenders have already established career highs for sacks in 2023: **Victor Dimukeje** (4.0), **Zaven Collins** (3.5), **Kevin Strong** (2.5), **Leki Fotu** (2.5), **Kyzir White** (2.0), **Jonathan Ledbetter** (1.5), **Jalen Thompson** (1.0) and **Ben Stille** (1.0).

A look at how Strong, Dimukeje, Fotu and White have seen a major uptick in sacks with the Cardinals in 2023.

DL Leki Fotu - 2.5 Sacks in 2023

In his first three NFL seasons (2020-22), Fotu had 1.0 total sack in 45 games played. He has 2.5 sacks in 10 games played in 2023. *With his sack of Texans QB C.J. Stroud in Week 11, Fotu has nearly as many sacks in his last three games played (1.5) as he had in his first 52 career games.*

LB Victor Dimukeje - 4.0 Sacks in 2023

After going without a sack in 28 games played through his first two NFL seasons (2021-22), Dimukeje has 4.0 sacks through 12 games in 2023.

DL Kevin Strong - 2.5 Sacks in 2023

After recording his first sack as a Cardinal in Week 5 vs. Cincinnati, Strong posted his second sack in Week 6 vs. the Rams and shared a sack at Seattle in Week 7. *Strong has over twice as many sacks in his last seven games played (2.5) as he had in his first 40 career games played combined (1.0).*

LB Kyzir White - 2.0 Sacks in 2023 (NOW ON IR)

With a sack of Giants QB Daniel Jones in Week 2 and Rams QB Matthew Stafford in Week 6, *White established a career-high with 2.0 sacks in 11 games played in 2023. He entered this year having recorded 3.0 sacks in 64 games played in his first five NFL seasons.* White's 1.5 sacks in 2022 was his previous career high.



THOMPSON GOES BACK-TO-BACK WITH A PICK

Arizona fifth-year S **Jalen Thompson** had perhaps the most productive game of his career in Week 11 at Houston, *finishing the contest with a team-high eight tackles, a sack, an INT, a pass defensed and a tackle for loss.*

He followed up that performance by tallying seven tackles, an INT and a pass defensed last week vs. the Rams. His 2nd quarter INT of QB Matthew Stafford gives Thompson:

- **INT in back-to-back games for the first time**
- **8 career INTs**
- **7 INTs in last 35 games (had 1 in first 29 games)**
- **3 INTs in 2023, tying his career high (3 in 2021)**

Thompson's 3rd quarter sack of Texans QB C.J. Stroud in Week 11 was the first sack of his career and came in his 63rd game played.

He is one of just four safeties - and six DBs - in the NFL this season to have both a sack and INT in the same game.

NFL DBs with Sack & INT in Same Game (2023)

Player (Team)	Sack	INT	Opponent
S Jalen Thompson (AZ)	1.0	1	11/19 @ Hou
S Kyle Dugger (NE)	1.0	1	10/29 @ Mia
S Justin Reid (KC)	1.0	1	10/12 vs. Den
CB Greg Stroman (Chi)	1.0	1	10/5 @ Was
S Devon Witherspoon (Sea)	2.0	1	10/2 @ NYG
CB Tre Brown (Sea)	1.0	1	9/17 @ Det

A SINGULAR PATH FOR ONE OF NFL'S TOP SAFETIES

The Cardinals selected Thompson in the fifth round of the 2019 NFL Supplemental Draft out of Washington State. *He is the only current player in the NFL who entered the league through the Supplemental Draft.*

Over the last three seasons (2021-23), Thompson is one of just six DBs in the NFL with 250+ tackles, 5+ INTs and 10+ passes defensed.

NFL DBs with 250+ Tackles, 5+ INTs & 10+ Passes Defensed (2021-23)

Rnk	Player (Team)	Tkl	INT	PD
1	Derwin James (LAC)	306	5	14
2	Jalen Thompson (AZ)	284	7	20
3	Kevin Byard (Phi)	278	10	21
4	Minkah Fitzpatrick (Pit)	274	8	20
5	Harrison Smith (Min)	272	6	18
6	Budda Baker (AZ)	259	5	14

Thompson and Chargers All-Pro S Derwin James were the only DBs in the NFL to have 100+ tackles in each of the past two seasons (2021-22).

INSIDE BAKER'S FIRST 100 CAREER GAMES

S **Budda Baker** - a five-time Pro Bowler, three-time All-Pro and four-time team captain - *played in his 100th career regular season game when the Cardinals hosted the Rams last week.*

SETTING THE STANDARD AT SAFETY

Selected by the Cardinals in the 2nd round (36th overall) of the 2017 Draft, Baker has appeared in 100 games (90 starts) and has:

682 tackles (486 solo)
7.5 sacks
33 tackles for loss
7 INTs
34 passes defensed
6 forced fumbles
5 fumble recoveries (1 returned for a TD)

Dating back to his rookie season in 2017, Baker leads all NFL DBs in total (682) and solo (486) tackles.

NFL Leaders – Total Tackles by a DB (2017-23)

Rnk	Player (Team)	Tackles	Solo
1	Budda Baker (AZ)	682	486
2	Kevin Byard (Phi)	641	439
3	Jordan Poyer (Buf)	638	440
4	Harrison Smith (Min)	608	442
5	Vonn Bell (Car)	586	395

Baker totaled 10 tackles in the Cardinals Week 10 victory vs. Atlanta. *It marked his 24th career outing with double-digit tackles. That total leads all NFL DBs dating back to 2017.*

NFL Leaders

Games w/ 10+ Tackles by DB (2017-23)

Rnk	Player (Team)	Gms
1	S Budda Baker (AZ)	24
2	S Jordan Poyer (Buf)	19
3	S Jessie Bates III (Atl)	14
4t	S Minkah Fitzpatrick (Pit)	12
4t	S Kevin Byard (Phi)	12
6	S Jamal Adams (Sea)	11



FIRST-YEAR PRODUCTION

The Cardinals active roster features 12 rookies. Only three teams currently have more.

Teams w/ Most Rookies on Active Roster

Rnk	Team	Players
1t	Green Bay	14
1t	L.A. Rams	14
3	Seattle	13
4t	Arizona	12
4t	Tampa Bay	12



Arizona's rookie class has combined for: **99 games played, 42 starts, 4 TDs (2 rec; 2 rush), 43 receptions, 527 receiving yards, 210 rushing yards, 134 tackles, 7.5 sacks, 13 tackles for loss, 8 passes defended and 1 INT.**

WILSON BETTER THAN AN AVERAGE ROOKIE

Despite missing three games due to injury, WR Michael Wilson has 28 receptions for 435 yards (15.5 avg.) and two TDs in 2023. Through Week 10 (Wilson has missed the last two games) his 435 receiving yards ranked seventh among all rookies.

2023 NFL Rookie Leaders - Receiving Yards (Thru Week 10)

Rnk	Player (Team)	Yds	Rec	Tar
1	WR Puka Nacua (LAR)	827	64	96
2	WR Jordan Addison (Min)	603	45	66
3	WR Zay Flowers (Bal)	545	50	68
4	WR Josh Downs (Ind)	523	43	60
5	WR Tank Dell (Hou)	510	34	57
6	TE Sam LaPorta (Det)	474	47	64
7	WR Michael Wilson (AZ)	435	28	39



A TRIUMPHANT RETURN TO THE BAY AREA

After starring collegiately at Stanford, Wilson made his return to the Bay Area in Week 4 and had the best game of his young NFL career. He finished the contest vs. the 49ers with seven receptions for 76 yards and two TDs.

In doing so, Wilson became just the fifth different Cardinals rookie WR in the last 51 years to have multiple TD receptions in a game.

Cards Rookie WRs w/ 2+ TDs in a Game (1973-23)

Player	Opponent	TDs
Michael Wilson	10/1/23 @ SF	2
John Brown	9/21/14 vs. SF	2
Larry Fitzgerald	12/26/04 @ Sea	2
Larry Fitzgerald	12/19/04 vs. LAR	2
Anquan Boldin	11/23/03 vs. LAR	2

UNDRAFTED DEMERCADO FINDS A ROLE

RB Emari Demercado - signed by the Cardinals as a rookie free agent out of TCU in 2023 - has rushed for 210 yards and a TD on 52 carries (4.0 avg.) this season - despite missing three games due to injury. Excluding the 1987 season which featured replacement players, Demercado's 210 rushing yards rank fourth in franchise history by an undrafted rookie.


Franchise Record - Rushing Yards by Undrafted Rookie

Rnk	Player (Year)	Yds	Att	TD
1	QB M.C. Reynolds (1958)	252	48	0
2	RB William Powell (2012)	217	60	0
3	RB Cid Edwards (1968)	214	31	1
4	RB Emari Demercado (2023)	210	52	1
5	FB Sam Agee (1938)	178	48	1

Demercado ranks third in rushing yards this season among undrafted rookies, despite having played in just nine games.

2023 NFL Leaders - Rushing Yards by Undrafted Rookie

Rnk	Player (Team)	Yds	Att	TD
1	RB Jaleel McLaughlin (Den)	281	47	1
2	RB Keaton Mitchell (Bal)	269	29	2
3	RB Emari Demercado (AZ)	210	52	1
4	QB Tyson Bagent (Chi)	109	23	2
5	RB Chris Brooks (Mia)	94	15	0



WILLIAMS GETS A PICK IN NFL DEBUT

In Week 7 at Seattle, CB Garrett Williams returned from a knee injury that forced him to miss his final five games in college and first six games in the NFL - and he did so with a splash.

He finished his debut with two tackles, an INT and a pass defended. With the pick, Williams became the first Cardinals player with an INT in his first career game since Hall of Fame CB Aeneas Williams in 1991.



TWO CARDS AMONG ROOKIE SACK LEADERS

Two Arizona 2023 Draft picks - LB BJ Ojulari (2nd Rnd, 41st overall out of LSU) and DL Dante Stills (6th Rnd, 213th overall of out West Virginia) - have been among the Cardinals most productive defenders over the past six weeks.

That was highlighted in the Cardinals game at Houston in Week 11 when, for the first time this season, both recorded a sack in the same game. The duo combined for five tackles, 2.0 sacks, two tackles for loss and two QB hits.

Ojulari (3.0) and Stills (2.5) are both among the rookie sack leaders in 2023.

2023 NFL Rookie Leaders - Sacks (Season)

Rnk	Player (Team)	Sacks
1	Byron Young (LAR)	5.0
2t	BJ Ojulari (AZ)	4.0
2t	Jalen Carter (Phi)	4.0
2t	Tuli Tuipulotu (LAC)	4.0
2t	YaYa Diaby (TB)	4.0
2t	Kobie Turner (LAR)	4.0
7	Dante Stills (AZ)	3.5
8t	Will Anderson (Hou)	3.0
8t	Karl Brooks (GB)	3.0
8t	Devon Witherspoon (Sea)	3.0
8t	Calijah Kancey (TB)	3.0



Ojulari and Stills are among the nine rookies in the NFL this season to have multiple sacks in a game. They are the only set of rookie teammates to have accomplished the feat this season.

NFL Rookies w/ Multiple Sacks in a Game (2023)

Rnk	Player (Team)	Sacks	Opponent
1t	BJ Ojulari (AZ)	2.0	11/12 vs. Atl
1t	Kobie Turner (LAR)	2.0	11/26 @ AZ
1t	YaYa Diaby (TB)	2.0	11/19 @ SF
1t	Jalen Carter (Phi)	2.0	10/8 @ LAR
1t	Tuli Tuipulotu (LAC)	2.0	11/6 @ NYJ
1t	Byron Young (LAR)	2.0	11/5 @ GB
1t	Devon Witherspoon (Sea)	2.0	10/2 @ NYG
8t	Dante Stills (AZ)	1.5	10/29 vs. Bal
8t	K.J. Henry (Was)	1.5	11/19 vs. NYG

OJULARI AND STILLS CLIMBING FRANCHISE ROOKIE SACK CHART

The performance of Ojulari and Stills this season gives Arizona multiple rookies with at least 3.5 sacks in a season for just the second time in franchise history. The Cardinals 2004 Draft class featured future stars Karlos Dansby (5.0) and Darnell Dockett (3.5).

Franchise Rookie Record - Sacks (Season)

Rnk	Player (Year)	Sacks
1	DE Simeon Rice (1996)	12.5
2	LB Sam Acho (2011)	7.0
3t	DT Mark Smith (1997)	6.0
3t	LB Ken Harvey (1988)	6.0
5t	LB Karlos Dansby (2004)	5.0
5t	DE Andre Wadsworth (1998)	5.0
7t	LB BJ Ojulari (2023)	4.0
7t	LB Markus Golden (2015)	4.0
7t	DT Eric Swann (1991)	4.0
7t	LB Anthony Bell (1986)	4.0
11t	DE Dante Stills (2023)	3.5
11t	DT Darnell Dockett (2004)	3.5



OJULARI AND STILLS SEASON HIGHLIGHTS

In the last six games, Ojulari and Stills have combined for 44 tackles, 6.5 sacks, seven tackles for loss and eight QB hits.

OJULARI: Had the best game of his young career in the win over the Falcons in Week 10. He finished with season highs in tackles (8), sacks (2.0), QB hits (2) and tackles for loss (2). Ojulari's 2.0 sacks tied the franchise single-game record for a rookie.

After totaling six tackles in his first seven games, Ojulari has 20 tackles, 4.0 sacks, four tackles for loss and four QB hits in the last five games.

STILLS: Breakout came in Week 8 vs. the Ravens when he totaled five tackles, 1.5 sacks, two QB hits and a tackle for loss.

Stills has been outstanding all season for Arizona. In 11 games played he leads all Arizona D-Linemen in sacks (3.5) and is tied for the lead in both total tackles (37) and tackles for loss (5).

Stills has multiple tackles in 10 of 11 games played, including six outings with at least four tackles.



GARDECK THE UNDRAFTED SACK LEADER

LB **Dennis Gardeck** - a four-time team captain and two-time Pro Bowl alternate who has been with the Cardinals since signing with the team as a rookie free agent out of Sioux Falls in 2018 - finished the Week 10 win over the Falcons with five tackles, a sack, a tackle for loss, a QB hit and a pass defended.

His 3rd quarter sack of Falcons QB Taylor Heinicke gives him 13.0 sacks in his career. That is a franchise record for a player who entered the league undrafted, surpassing the previous mark set by LB Ronald McKinnon.

Franchise History

Career Sacks by Undrafted Player

Rnk	Player (Years)	Sacks
1	LB Dennis Gardeck (2018-)	13.0
2	LB Ronald McKinnon (1996-04)	12.0
3	LB Paris Lenon (2010-12)	7.0
4	DE Fred Wakefield (2001-06)	6.5
5	DE Olsen Pierre (2017-18)	5.5



Through 12 games this season, Gardeck has a career-high 34 tackles, 5.0 sacks, seven tackles for loss, 10 QB hits and a forced fumble on defense. He also has two tackles and a fumble recovery on special teams.

HOLLYWOOD LEADING ARIZONA AGAIN

In his first season with Arizona in 2022, WR **Marquise Brown** started 10-of-12 games played and led the Cardinals with 67 receptions for 709 yards and three TDs.

This season Brown leads the team in receptions (51), receiving yards (574) and TD catches (4).

BROWN'S HOME COOKING

Facing his former team for the first time in Week 8, **Brown** hauled in six receptions for 33 yards and a TD. His one-yard TD reception in the fourth quarter was his 28th career TD catch.

It was Brown's seventh TD catch as a member of the Cardinals, six of which have come in 12 games played at State Farm Stadium.

Brown had a TD catch in each of the first four home games this season. His four consecutive home games with a TD reception is tied for the fifth-longest streak in franchise history.



BLOUNT A FORCE ON SPECIAL TEAMS

Despite having played in just six games for Arizona this season - was elevated from the practice squad to the active roster in early October and missed the last two games due to injury - S **Joey Blount** has made a big impact on special teams for the Cardinals.

He forced a fumble - recovered both times by Arizona - on punt coverage in consecutive games against the Rams (Week 6) and Seahawks (Week 7). He has also added four tackles on special teams.

Despite having played in just six games, Blount is the only player in the NFL this season with multiple forced fumbles on special teams. He was the first Cardinals player in at least 20 years to have a forced fumble on special teams in back-to-back games.



GILLIKIN AMONG NFL PUNTING LEADERS

Since being signed by the Cardinals in early October, P **Blake Gillikin** has appeared in eight games and punted 35 times for 1,751 yards. He is averaging 50.0 yards per punt in 2023, which ranks sixth in the NFL.

2023 NFL Leaders - Punting Average

Rnk	Player (Team)	Avg.	Punts	Yards
1	Ryan Stonehouse (Ten)	52.9	49	2,594
2	A.J. Cole (LV)	51.0	46	2,348
3	Bryan Anger (Dal)	51.0	31	1,580
4	Corey Bojorquez (Cle)	50.4	55	2,773
5	Jake Camarda (TB)	50.1	49	2,457
6	Blake Gillikin (AZ)	50.0	35	1,751

Last week against the Rams, Gillikin converted a fake punt in the 3rd quarter on his first career rushing attempt. On a 4th-n-7 from the AZ 28-yard line, he ran for 10 yards - the longest run by a punter since 2018 (NYG P Riley Dixon - 14 yard run in Week 15).



MURRAY DOUBLES UP YET AGAIN

In his third game played this season following a return from his knee suffered last year, QB **Kyler Murray** threw for 256 yards and a TD and rushed for two yards and a TD last week vs. the Rams.

It was Murray's 18th career game with both a passing and rushing TD. That is tied for the third-most in NFL history in a player's first five seasons.

NFL History

Games w/ Rushing & Passing TD (1st 5 Seasons)

Rnk	Player (Years)	Gms
1	Cam Newton (2011-15)	31
2	Josh Allen (2018-22)	25
3t	Kyler Murray (2019-23)	18
3t	Daunte Culpepper (1999-03)	18
5	Dak Prescott (2016-20)	16

The two-yard TD run last week was Murray's 26th career rushing TD, further extending his franchise record for career rushing TDs by a QB. It also marked his third rushing TD in three games played this season.

Franchise Record - Rushing TDs by QB (Career)

Rnk	Player (Years)	TD	Gms
1	Kyler Murray (2019-23)	26	60
2	Jim Hart (1963-88)	16	199
3	Lamar McHan (1954-58)	11	60
4t	Jake Plummer (1997-02)	10	84
4t	Neil Lomax (1981-88)	10	108
4t	Charley Johnson (1961-69)	10	87

MURRAY LEADS THRILLING COMEBACK IN RETURN TO ACTION

Making his season debut - and seeing action for the first time in 335 days (vs. New England on 12/12/22) - Murray completed 19-of-32 pass attempts for 249 yards and rushed for 33 yards and a TD on six carries to lead the Cardinals to a 25-23 comeback win over the Falcons in Week 10.

Murray orchestrated the 11-play, 70-yard game-winning drive in the final 2:33 to secure the win.



A HOME RUN THREAT IN ALL PHASES

Entering Arizona's Week 11 matchup at Houston, WR **Rondale Moore** had three career TDs - on receptions that covered 77 and 38 yards and on a 45-yard run. His fourth career TD came on a 48-yard TD catch on the third play of the game in Week 11 against the Texans.

Moore's four career TDs have all gone for 35+ yards and covered 208 total yards (52.0-yard average).

Moore's Career TDs

Opponent	Distance	Type
11/19/23 @ Houston	48 yards	Receiving
9/24/23 vs. Dallas	45 yards	Rushing
10/30/22 @ Minnesota	38 yards	Receiving
9/19/21 vs. Minnesota	77 yards	Receiving

RECORD SETTING SEASON AS A RUNNER IN 2023

Moore has 254 receiving yards and a TD on 28 receptions to go along with 156 rushing yards and a TD on 23 carries. He is the first WR in franchise history to have 100+ rushing yards in a season. The previous franchise record for rushing yards by a WR was 93 by Christian Kirk in 2019.

In addition to representing a franchise single-season record, Moore's 156 rushing yards lead all NFL WRs in 2023.

2023 NFL Leaders - Rushing Yards by WR


Rnk	Player (Team)	Yds	Att	Avg.
1	Rondale Moore (AZ)	156	23	6.78
2	Deebo Samuel (SF)	138	26	5.31
3	Jayden Reed (GB)	81	7	11.57
4	KaVontae Turpin (Dal)	79	8	9.88
5	Derius Davis (LAC)	74	9	8.22

In the Cardinals Week 3 victory over the Dallas Cowboys, Moore posted his first career rushing TD on a 45-yard run in the second quarter. In Week 5 against the Bengals, Moore had a 41-yard run on a direct snap. In doing so, he became the first WR in Cardinals history to have multiple runs of 40+ yards in his career.

Moore owns two of the seven longest runs by a WR in franchise history.

Franchise History - Longest Run by WR

Rnk	Player	Dist	Opponent
1t	J.J. Nelson	56t	12/11/16 @ Mia
1t	Bobby Joe Conrad	56t	9/27/59 vs. Was
3	John Gilliam	48t	11/16/70 @ Dal
4	Rondale Moore	45t	9/24/23 vs. Dal
5	Roy Green	44t	12/6/81 vs. NO
6	Dave Williams	43	9/29/68 @ NO
7	Rondale Moore	41	10/8/23 vs. Cin



A NEW GM IN THE DESERT

On January 16, the Cardinals announced the hiring of **Monti Ossenfort** as the team's general manager.

Ossenfort came to Arizona with 21 years of NFL experience (2002-22). That includes 15 with the New England Patriots and the past three as Director of Player Personnel with the Tennessee Titans.

During his time in New England, Ossenfort helped the Patriots win four Super Bowl titles and earn seven Super Bowl appearances overall. In 21 total NFL seasons, his teams earned postseason berths 16 times.

"It was critically-important for us to find the right person to lead us as General Manager and there is no doubt in my mind that we have that in Monti Ossenfort," said Cardinals owner **Michael Bidwill**. *"He possesses every attribute of a successful GM – passion, leadership, intelligence, work ethic – and his extensive experience has clearly prepared him for his role. We could not be more thrilled to have Monti and his family joining the Cardinals."*

Over the course of his 15 seasons with New England, Ossenfort served as the Director of College Scouting (2014-19), Assistant Director of College Scouting (2011-13), National Scout (2008-10), Area Scout (2006-07) and a Personnel Assistant (2003).

The 44-year old Ossenfort started his tenure in the NFL with Minnesota as a training camp intern in 2001 and worked with the Texans as a pro personnel intern in 2002. After spending 2003 with the Patriots, Ossenfort returned to Houston where he spent two seasons (2004-05) with the Texans as a pro and college scouting assistant. He rejoined the Patriots in 2006 where remained through the 2019 season.

Ossenfort was a four-year letterman and two-year starter at quarterback for the University of Minnesota-Morris and graduated from the school in 2000 with a degree in Economics and Management. He later earned a master's degree in Business Administration and Sports Management from Ohio University.

A native of Luverne, MN, Ossenfort and his wife, Shannon, have three daughters, Emery, Finley and Landry.



ROSTER FACTS & FIGURES

Below is a breakdown of the Cardinals active roster:

- The Cards have added **16** veteran free agents, **8** of their own 2023 draft picks, **1** 2023 Miami draft pick and **3** rookie free agents that were not with the team at any point last season. In all, 28 of the 51 players (54.9%) on the current roster were not with the Cardinals during the 2022 season.

- OL **D.J. Humphries** (2015) and LS **Aaron Brewer** (2016) are the most tenured players on the Cardinals active roster.

- The Cardinals oldest player is K **Matt Prater** (39 years old) and the team's youngest player is rookie LB **BJ Ojulari** (21). *At 39 years old (born 8/10/84), the only active NFL players older than Prater are Jets QB Aaron Rodgers (39 - born 12/2/83) and Bears TE Mercedes Lewis (39 - born 5/19/84).*

- The average age on the Cardinals Week 1 roster was 26.9 years old. Arizona's Week 1 roster featured just five players age 30+, compared to 12 such players on the Week 1 roster in 2022.

- Arizona's roster features the only active player in the NFL who entered the league through the Supplemental Draft (**S Jalen Thompson**) and 20 players who entered the NFL as undrafted free agents.

Player Count - By Position

The Cardinals current roster consists of:

Position	Players
Linebackers	10
Offensive Line	9
Wide Receivers	6
Cornerbacks	5
Safeties	5
Defensive Line	4
Tight Ends	4
Running Backs	3
Specialists	3
Quarterbacks	2



CARDS CAPTAINS

The Cardinals named six players to serve as team captains in 2023.

OFFENSE: OL D.J. Humphries / QB Kyler Murray / RB James Conner
DEFENSE: S Budda Baker / LB Kyzir White
SPECIAL TEAMS: LB Dennis Gardeck

Of the Cardinals six captains, five served in the role with Arizona last season: Murray, Humphries, Baker, Conner and Gardeck.

Murray, Baker and Gardeck are all serving as team captains for the fourth consecutive season.

Conner earned the honor for the second time in his career (2022) while White was named a team captain for the first time in his career.



TRADES HIGHLIGHT OSSENFORT'S FIRST OFFSEASON

Ossenfort has kept busy in his first offseason as the Cardinals GM, particularly when it comes to trades. Dating back to the 2023 NFL Draft, he has executed eight trades: four draft-day trades three more during training camp/preseason and one during the season.

Those transactions have netted seven picks in the 2024 NFL Draft.

A LOOK INSIDE OSSENFORT'S FIRST DRAFT

Ossenfort executed four trades in the first three rounds of this year's draft.

Arizona entered the draft with eight selections and the team used only three of those original picks (#168, #180, #213) - including one (#168) - that was traded to Detroit in round one only to be acquired back by Arizona in day two.

Cardinals Trades During 2023 NFL Draft

1st Round (Houston)

AZ traded down with the Texans, giving up picks #3 and #105
 AZ acquired picks #12, #33 and 2024 1st and 3rd round picks

1st Round (Detroit)

AZ traded up with the Lions, giving up picks #12, #34 and #168
 AZ acquired picks #6 (Johnson) and #81

2nd Round (Tennessee)

AZ traded down with the Titans, giving up picks #33 and #81
 AZ acquired picks #41 (Ojulari), #72 (Williams) and a 2024 3rd round pick

3rd Round (Detroit)

AZ traded down with the Lions, giving up pick #96
 AZ acquired picks #122 (Gaines), #139 (Tune) and #168 (Pappoe)

Add in the picks acquired in the trades with the Giants, Texans, Browns and Vikings since the draft and the Cards will enter the 2024 NFL Draft with 11 picks.

Cardinals Scheduled 2024 Draft Picks*

- 1st Round Pick
- 1st Round Pick (From Texans)
- 2nd Round Pick
- 3rd Round Pick
- 3rd Round Pick (From Texans)
- 3rd Round Pick (From Titans)
- 4th Round Pick
- 5th Round Pick
- 5th Round Pick (From Texans)
- 6th Round Pick (From Vikings)
- 7th Round Pick (From Giants)

*Does not factor in potential compensatory picks



FLAG FOOTBALL INCLUDED IN 2028 OLYMPIC GAMES



The International Olympic Committee (IOC) voted in favor of the inclusion of flag football at the 2028 Summer Olympics in Los Angeles. It marks the first time in history that the game of football will be a part of the Olympic Games.

An estimated 20 million people in more than 100 countries currently participate in flag football. This year will see 65 national teams participate in the International Federation of American Football (IFAF) Continental Flag Football Competition.

Throughout the fall, the Cardinals are celebrating the inaugural season of sanctioned High School Girls Flag Football in the state of Arizona by highlighting a weekly game. Each week Valley football fans vote to select the Girls Flag Football Game of the Week that representatives from the Cardinals will attend.

Arizona is one of eight states to offer high school girls flag football as a sanctioned sport, while 20 states have adopted the sport as a pilot program. In 2023, 57 Arizona high schools are offering sanctioned girls flag football. The NFL and Cardinals are continuing to emphasize outreach to promote girls flag football and help further grow the game.

GANNON TAKES THE REINS

On Tuesday, February 14, the Cardinals announced **Jonathan Gannon** as the team's new head coach.

The 40-year old Gannon came to the Cardinals after spending the past two seasons (2021-22) as the defensive coordinator for the Philadelphia Eagles.

Under Gannon, the Eagles boasted a top-10 defense in each of the past two seasons, ranking 2nd in total defense in 2022 (301.5 ypg) and 10th in the NFL in 2021 (328.8 ypg). Last season the Eagles also featured the NFL's top-ranked pass defense (179.8 ypg) and the league's 8th ranked scoring defense (20.2 ppg).

Just two days prior to being hired in Arizona, Philadelphia played in Super Bowl LVII at State Farm Stadium after finishing the regular season as the #1 seed in the NFC with a 14-3 record. The Eagles made the postseason in each year Gannon was the defensive coordinator.

Has coached with three different teams (Eagles, Colts, Vikings) who have combined for six playoff berths in the last eight seasons.

MORE HIGHLIGHTS FROM PHILADELPHIA

In 2022, the Eagles easily led the NFL with a franchise single-season record 70 sacks in the regular season. No other team in the NFL had more than 55.

Philadelphia's 70 sacks in 2022 were the most by any team in a single season since the 1989 Minnesota Vikings (71). Combined with their eight sacks in the postseason, the Eagles 78 total sacks in 2022 were the third-most in NFL history behind only the 1984 (82 sacks) and 1985 Chicago Bears (80 sacks).

Since individual sacks became an official stat in 1982, Philadelphia became the first team ever to have four different players with 10.0+ sacks in a single season when they did so in 2022: Haason Reddick (16.0), Brandon Graham (11.0), Javon Hargrave (11.0) and Josh Sweat (11.0).

Between 2021-22, the Eagles defense led the NFL with 99 sacks, ranked 3rd in total defense (315.1 ypg), 3rd in pass defense (200.4 ypg), 6th in tackles for loss (168), tied for 4th in total return TDs (7) and interception return TDs (4) and tied for 10th in interceptions (29).

In his first season with the Eagles in 2021, directed the NFL's 10th-ranked defense (328.8 ypg). Philadelphia had the 2nd-most defensive TDs (5) and allowed the 5th-fewest explosive plays (117) in the league, also finished 9th in opponent rushing yards per game (107.9) and opponent three-and-out percentage (33.1%).

GANNON'S BACKGROUND

A Cleveland, OH native, Gannon has 15 years of experience in the NFL. Prior to working with the Eagles, he was the DBs/CBs coach with the Colts (2018-20) and the assistant DBs/quality control coach with the Vikings (2014-17) after working as a defensive assistant with the Titans (2012-13).

Spent three seasons (2009-11) as a scout with the St. Louis Rams after beginning his NFL coaching career as a defensive assistant with the Atlanta Falcons in 2007.

Played collegiately as a safety at Louisville and appeared in nine games as a red-shirt freshman in 2002 before suffering a career-ending hip injury in his first career start at Cincinnati.



ARIZONA'S COORDINATORS

PETZING LEADS THE OFFENSE

Drew Petzing is in his first season with the Cardinals and 10th in the NFL after being hired as Arizona's offensive coordinator in February. Prior to coming to AZ, Petzing spent three seasons (2020-22) with Cleveland, including last year as QBs coach.



With the Browns in 2022, QB Jacoby Brissett started 11 games and completed 236-of-369 passes for 2,608 yards, 12 TDs and an 88.9 QB rating. Brissett's 63.9 completion percentage and 88.9 passer rating were both career highs.

Prior to Cleveland, he spent six seasons (2014-19) coaching with Minnesota. As the Vikings WRs coach in 2019, WR Stefon Diggs set a then career-high with 1,130 receiving yards and finished 4th in the league that season with a 17.9-yard average on 63 receptions.

Working with Kirk Cousins in 2018, the Vikings QB set a team record for completions (425), threw for the third-most passing yards (4,298), had the second-highest completion percentage (70.1) and recorded the fourth-highest passer rating (99.7) by a Viking in team history.

RALLIS TAKES THE REINS ON DEFENSE

Nick Rallis (RAW-liss) was hired as Arizona's defensive coordinator in February after spending the past two seasons (2021-22) coaching LBs in Philadelphia. Prior to working with the Eagles, Rallis spent three seasons (2018-20) with the Minnesota Vikings as defensive quality control/assistant linebackers coach.



Having turned 30 on July 13th, he is the youngest coordinator in the NFL.

Helped Eagles LB T.J. Edwards to a career season in 2022 as he finished with 159 tackles, 2.0 sacks, seven passes defended, 10 tackles for loss and a fumble recovery. His 159 tackles ranked 7th in the NFL in 2022 and represented the highest single-season total for an Eagles defender since Byron Evans (175) in 1992.

With the Vikings, Rallis coached LB Eric Kendricks who was selected to his first Pro Bowl and was named first-team All-Pro in 2019 after having a career-high and team-leading 110 tackles to go along with 12 passes defended, tied for the most among NFL linebackers.

RODGERS STILL IN CHARGE OF SPECIAL TEAMS

Jeff Rodgers is in his sixth season with the Cardinals and fifth as the team's assistant head coach/special teams coordinator. He came to Arizona in January, 2018 as the team's special teams coordinator and added the title of assistant head coach in 2019.



Rodgers is in his 20th NFL season after previously coaching special teams with Chicago (2015-17), Denver (2011-14), Carolina (2009-10) and San Francisco (2003-07).

K Matt Prater had 137 points in 2021, the second-highest total in franchise history and tied for the fourth-highest total in the NFL that season. In just 30 games over two seasons (2021-22) under Rodgers, Prater connected on 12 FGs of 50+ yards, the second-most for any player in team history.

P Andy Lee finished in the top-five in the NFL in punting average three times over the past five seasons (2018-22), including leading the league with a 48.6-yard average in 2018.

TERRELL COORDINATES PASS GAME

Drew Terrell is in his sixth season in the NFL and first with the Cardinals as passing game coordinator/WRs. He came to AZ after coaching WRs in Washington the past three years (2020-22).



During his three-year (2020-22) tenure coaching receivers with the Commanders, guided WR Terry McLaurin to three consecutive 1,000+ yard receiving seasons and his first Pro Bowl selection in 2022.

A Chandler, AZ native, Terrell attended Hamilton High School and received All-State honors as both a WR and punt returner. He helped the Huskies win three regional championships and two 5A Division I state titles.

PHILLY "D" AMONG NFL'S BEST UNDER GANNON

One of the main factors in the Eagles reaching the Super Bowl last season was the performance of the team's defense under then-second year coordinator **Jonathan Gannon**.

A look at some of Philly's defensive rankings in 2022:



Eagles Defensive Rankings in 2022 (Regular Season)

Statistic	Total	NFL Rnk
Sacks	70	1 st
Tackles for Loss	97	1 st
Yards Allowed/Play	4.78	1 st
Passing Yards Allowed/Game	179.8	1 st
Passing Yards Allowed/Play	5.50	1 st
Yards Allowed/Game	301.5	2 nd
Opponent Passer Rating	81.6	3 rd
INT Return Touchdowns	2	t-3 rd
Games Allowing 20 Points or Fewer	11	t-3 rd
Takeaways	27	t-4 th
Interceptions	17	t-4 th
Forced Fumbles	15	t-4 th
Passes Defensed	85	t-4 th
Points Allowed/Game	20.2	t-7 th

ASSISTANT COACHING STAFF IN 2023



KLAYTON ADAMS - OFFENSIVE LINE

- 1st season with AZ and 5th NFL season, having spent the previous four years (2019-22) with the Colts.
- Prior to entering the NFL spent 14 seasons at the college level, including stops at Boise State, San Jose State and Colorado.



KENNY BELL - DIR., FOOTBALL STRATEGY

- 5th season with AZ and 5th NFL season, after joining the team in January 2019.
- Prior to entering the NFL, spent 10 seasons at the college level with Houston and Texas A&M and Texas Tech.



JASON BENGUCHE - ASST. STRENGTH

- 1st season with AZ and 8th NFL season, having spent seven seasons (2013-19) with the Panthers.
- Prior to arrival in Arizona, was the director of performance at Jet Performance Labs in Mooresville, NC from 2020-22.



RONALD BOOKER - DEF. QUALITY CONTROL

- 3rd season with AZ and 1st as defensive quality control coach. Spent last two years as team's defensive assistant.
- Spent two years (2020-21) as a Bill Walsh Coaching Fellow with Arizona before being hired full time in August, 2021.



CHRIS COOK - ASST. OFFENSIVE LINE

- 1st season with AZ and 2nd NFL season. Spent the 2022 season at Duke as an offensive analyst.
- Prior to his time with the Blue Devils, his first NFL coaching experience was with the Broncos in 2021 assisting the O-Line.



AUTREY DENSON - RUNNING BACKS

- 1st season with AZ and 5th NFL season, with his previous four years in the NFL coming as a player with the Dolphins, Bears & Colts.
- Former standout RB at Notre Dame who holds school record for rushing yards (4,318) and ranks 2nd in rushing TDs (43).



EVERETT GATHRON - ASST. STRENGTH

- 1st season with AZ and 1st NFL season, after spending the previous five seasons at Ohio State.
- Certified by the NSCA as CSCA and United States of America Weightlifting (USAW) as a Sports Performance Coach Level 1.



BLAINE GAUTIER - BILL BIDWILL FELLOWSHIP

- 1st season with AZ and 1st NFL season, having spent the previous eight seasons (2015-22) at the college level.
- Former QB at the Univ. of Louisiana (2009-12), where he threw for 4,159 yards and 32 TDs and rushed for 883 yards and 12 TDs.



DERRICK LEBLANC - DEFENSIVE LINE

- 1st season with AZ and 2nd NFL season, joined the Cardinals after serving as asst. D-Line coach with the Dolphins in 2022.
- Has over 22 years (2000-2022) of coaching experience, including 21 at the college level with LSU, Southern Miss and Arkansas.



EVAN MARCUS - HEAD STRENGTH

- 1st season with AZ and 17th NFL season. Has been a head strength coach with four NFL teams (AZ, Min, Mia, Atl).
- Began his college coaching career as an assistant strength and conditioning coach at Arizona State for two seasons (1991-92).



BUDDY MORRIS - SR. RECONDITIONING COOR.

- 10th season with AZ and 13th NFL season. Joined Cardinals in 2014.
- Worked with multiple future Hall of Famers and an Olympic gold medalist during his time at the University of Pittsburgh (1980-89, 1997-2001, 2007-10).



MARK NAYLOR - ASST. STRENGTH

- 4th season with AZ and 5th NFL season, after joining the team in 2020.
- Prior to the start of NFL coaching career, spent 14 seasons on the college level with stops at Ball State, Michigan and Eastern Kentucky.



WILLIAM PEAGLER - ASST. DEFENSIVE LINE

- 1st season with AZ and 1st NFL season, joined the Cardinals following 12 years at the college level.
- Coached TEs last season at the Univ. of Florida following two seasons (2020-21) as RBs coach at Michigan State.



JAY RAZZANO - COACHING ASSISTANT

- 2nd season with AZ and 2nd NFL season, after spending last year as assistant to the head coach.
- Father, Dave, is the GM of the Memphis Showboats of the USFL and was a longtime NFL scout.



ROB RODRIGUEZ - OUTSIDE LINEBACKERS

- 1st season with AZ and 6th NFL season. Spent five seasons (2015-19) as an asst. D-Line coach with the Minnesota Vikings.
- Prior to joining the Cardinals spent three seasons (2020-22) as the D-Line coach at Arizona State.



KYLE SAMMONS - SCIENCE COORDINATOR

- 1st season with AZ and 1st NFL season, after previously spending 7 seasons (2015-21) at the University of Washington.
- Began his career at the collegiate level at the University of Nevada and spent four seasons (2011-14) there in various roles.



BRANDON SCHWAB - ASST. TO HEAD COACH

- 1st season with AZ and came to the Cardinals with 14 years of NFL experience (1999-12) with the Rams, where he worked as both a coach and in the team's scouting department. Spent the last two years (2021) as DC at Milken Community College in L.A.



CONNOR SENGER - OFF. QUALITY CONTROL

- 2nd season with AZ and first as an offensive quality control coach after being promoted in 2023.
- Spent first season in AZ in 2022 as part of Bill Bidwill Coaching Fellowship, assisting with QBs.



SAM SEWELL - ASST. SPECIAL TEAMS

- 1st season with AZ and 1st NFL season. Joined the Cardinals following five years (2018-22) as RBs coach at Eastern Michigan.
- Two-year starter at Northern Colorado (2006-10) at TE, appearing in 31 games on special teams.



SAM SIEFKES - LINEBACKERS

- 1st season with AZ and 3rd NFL season. Spent last two years (2021-22) with the Vikings (off. quality control & asst. LBs).
- Prior to his time in Minnesota, served as defensive coordinator/ILBs coach at Wofford College (2018-20).



RYAN SMITH - CORNERBACKS

- 1st season with AZ and 1st NFL season. Came to the Cardinals following a year as CBs coach at Northwestern in 2022.
- Played CB at William & Mary (2010-13) appearing in 22 games with two CAA Academic All-Conference selections (2012-13).



BEN STEELE - TIGHT ENDS

- 1st season with AZ marks his 10th NFL season. Previously coach with Tampa Bay, Atlanta, Minnesota and lastly in Denver (2022).
- A former NFL TE, spent two seasons (2004-05) with the Packers appearing in 17 regular season games and one postseason contest.



SHEA THOMPSON - DIR. FOOTBALL PERFORMANCE

- 8th NFL season is his 1st with the Cardinals. Came to AZ following four years (2019-22) with the 49ers.
- Prior to entering the NFL with Cincinnati (2016), spent nine seasons (2007-15) at the college level with Nebraska, N. Illinois and Minnesota.



PATRICK TONEY - DEFENSIVE BACKS

- Following 11 seasons (2012-22) at the college level, begins his 1st season in AZ and 1st in the NFL.
- During his time in the college ranks coached the secondary, safeties, OLBs and also spent time as a defensive coordinator.



SPENCER WHIPPLE - PASS GAME SPECIALIST

- 5th season with AZ and 5th NFL season, after joining the team in 2019 as an offensive quality control coach.
- Began career on the college level, spending seven seasons (2012-18) at Pitt and UMass.



ISRAEL WOOLFORK - QUARTERBACKS

- 1st season with AZ and 2nd NFL season. Spent last season in Cleveland as asst. QBs coach under Drew Petzing.
- Three-year starter at Grand Valley State (2008-12) at WR, earning all-conference honors as a senior and was voted a team captain.

CARDINALS 2023 DRAFT CLASS HIGHLIGHTS

ARIZONA SELECTS NINE IN 2023

The Cardinals selected nine players in the 2023 NFL Draft, including eight who are on Arizona's active roster. One pick - OL Jon Gaines II - is not on the active roster due to injury.

Cardinals 2023 NFL Draft Picks

Rd	Overall	Name	Pos	College
1	6 th	Paris Johnson Jr.	OL	Ohio State
2	41 st	BJ Ojulari	LB	LSU
3a	72 nd	Garrett Williams	CB	Syracuse
3b	94 th	Michael Wilson	WR	Stanford
4	122 nd	Jon Gaines II*	OL	UCLA
5a	139 th	Clayton Tune	QB	Houston
5b	168 th	Owen Pappoe	LB	Auburn
6a	180 th	Kei'Trel Clark	CB	Louisville
6b	213 th	Dante Stills	DL	West Virginia



*Injured Reserve

The 2023 NFL Draft marked just the third time in the last 22 years (11 in 2019; 9 in 2013) the Cardinals had at least nine picks in a single draft.

OL PARIS JOHNSON JR. (ROUND 1)

• **First offensive lineman taken in the draft and the fourth offensive player behind QBs Bryce Young, C.J. Stroud and Anthony Richardson.**

• Taken #6 overall by the Cardinals, **became the highest-drafted offensive lineman out of Ohio State since Orlando Pace was picked #1 overall by the Rams in 1997.**

• **Graduated from Ohio State in less than three years, earning a degree in Journalism.** An All-American on the field, he was also a credentialed member of the media while working for the school newspaper, The Lantern. Johnson has also learned to speak Mandarin Chinese and Portuguese.

• Played in 31 games in three seasons (2020-22) at Ohio State, starting 26 consecutive games over his final two years. He was a 13-game starter at RG in 2021 and started all 13 games at LT in 2022. He played five games at guard as a true freshman.

• **As a junior in 2022, earned unanimous first-team All-American honors.**



LB BJ OJULARI (ROUND 2)

• Last name pronounced "oh-joo-LARR-ee".

• **Selected nine picks earlier than his brother - Giants LB Azeez Ojulari - was taken by New York in the second round (50th overall) of the 2021 NFL Draft. The brothers will face off when Arizona hosts the Giants in Week 2 of the regular season.**

• A first-team All-SEC selection as a junior in 2022, Ojulari started 24-of-34 games played in three seasons (2020-22) at LSU and totaled 129 tackles, 25.0 tackles for loss, 16.5 sacks, two forced fumbles and two passes defended.

• **A permanent captain, was awarded the prestigious #18 jersey for LSU as a junior in 2022.**

• Descendant of Nigerian royalty. His maternal grandfather was Olaniyi Osuntoki, who later changed his name to Prince Twins Seven-Seven (he was the sole survivor of his parents' seven sets of twins). In the late 1890s, Prince Twins Seven-Sevens' grandfather was the King of Ibadan, a city in southwestern Nigeria.



CB GARRETT WILLIAMS (ROUND 3a)

• Began the 2023 season on Reserve/NFI list and made his NFL debut in Week 7 at Seattle.

• Spent four seasons (2019-22) at Syracuse where he appeared in 32 games (28 starts) and had 152 tackles, 9.5 tackles for loss, 2.0 sacks, four INTs (one returned for a TD) and 27 passes defended.

• **A three-time All-ACC selection and Freshman All-American (2020), led the ACC in passes defended in both 2020 and 2021.**

• In 2021, was an All-ACC selection after starting 10 games and totaling 52 tackles, an ACC-leading 10 passes defended and five tackles for loss.

• **During his redshirt freshman season in 2020, recorded his first college INT when he picked off a Trevor Lawrence pass and returned in 39 yards for a TD. It was the first pick-six surrendered by Lawrence.**



WR MICHAEL WILSON (ROUND 3b)

• Spent five years (2018-22) at Stanford, where he appeared in 39 games (30 starts) and totaled 134 receptions for 1,662 yards (12.4 avg.) and 11 TDs.

• **A two-time honorable-mention All-Pac-12 selection (2020, 2022), was limited to six games played in 2022, but posted 16 receptions for 418 yards and four TDs, averaging career high for receiving yards per game (69.7) and receiving average (16.1).**

• **Four-time member of the Pac-12 All-Academic Honor Roll (2019, 2020, 2021, 2022), graduated from Stanford with a master's degree in Communication and Media Studies in 2022 and a bachelor's degree in Management Science and Engineering, Finance, and Decision in 2021.**

• **In Arizona, is being mentored by passing game coordinator/WRs coach Drew Terrell, who played WR at Stanford from 2009-12.**



QB CLAYTON TUNE (ROUND 5a)

• **During his five years (2018-22) with the Cougars, was a three-time team captain and played in 47 games (44 starts), completing 956-of-1,497 pass attempts (63.9%) for 11,994 yards and 104 TDs. He also rushed for 1,248 yards and 15 TDs on 412 carries.**

• **He left Houston ranked second in school history in career TD passes (104) and TDs responsible for (119), third in completions (956) and fourth in victories (25).**

• In his final two years at Houston (2021-22), led the Cougars to a 20-7 record and **was named the MVP of the Birmingham Bowl (2021 vs. Auburn) and Offensive MVP of the Independence Bowl (2022 vs. Louisiana).**

• **As a junior in 2021, Tune led Houston to a 12-2 record, marking just the third season of 12+ wins in school history.**



LB OWEN PAPPOE (ROUND 5b)

• **A two-time team captain and 2022 Butkus Award semifinalist, started all 41 games played at Auburn dating back to his true freshman season in 2019.**

• Finished his college career with 256 tackles, 15.0 tackles for loss, 8.0 sacks, two INTs, nine passes defended, three forced fumbles and a fumble recovery.

• **Despite his size (6-0, 225) is an exceptional athlete. Ran the fastest 40-yard dash time (4.39 seconds) of all linebackers at the 2023 NFL Combine. In fact, the only LB in Combine history to run the 40-yard dash faster was Shaq Griffin (4.38) in 2018.**

• **Graduated from Auburn in December of 2022 with a bachelor's degree in Exercise Science.**



CB KEI'TREL CLARK (ROUND 6a)

• After spending his freshman season (2018) at Liberty University, **played his final three seasons (2020-22) at Louisville where he was a two-time All-ACC selection who started 28-of-31 games played and recorded 127 tackles, five INTs (one returned for a TD), 28 passes defended, 9.5 tackles for loss, a sack and two fumble recoveries (one returned for a TD).**

• **Scored TDs on both takeaways in 2022. Clark had his first college TD on a 59-yard fumble return vs. Pittsburgh. The following week vs. Wake Forest, he returned an INT 46 yards for a TD.**



DL DANTE STILLS (ROUND 6b)

• In his five years (2018-22) with the Mountaineers, started 26-of-58 games played and totaled 138 tackles, 52.5 tackles for loss, 23.5 sacks, an INT, five passes defended, six forced fumbles, two fumble recoveries and two blocked kicks.

Stills West Virginia Highlights:

- **Played school-record 58 career games (36 starts)**
- **Set school career record in tackles for loss (52.5)**
- **Ranks #4 in school history in career sacks (23.5)**



CARDINALS HAVE NEW UNIFORMS IN 2023



In April, the Cardinals unveiled new uniforms that the team is wearing this season.

The new uniforms were designed in collaboration with Nike in a process that spanned over three years. It began in late 2019 before being interrupted by COVID-19 a short time later and then re-starting. The end result is a product that is world-class in terms of both performance and aesthetics.

The Nike Vapor Field Utility Special Edition (F.U.S.E.) uniforms combine leading edge fabric technology with a precision fit. The stretch woven body fabric of Nike Vapor F.U.S.E. is made with at least 85% recycled nylon. Lightweight with superior breathability and mobility, it is also the first football uniform to meet Nike Dri-FIT standards for thermal regulation and airflow.

In terms of appearance, the sleek, new Cardinals uniforms feature three different styles:

HOME UNIFORM

The team's home uniform consists of red jerseys with matching red pants. The jersey features white, perforated twill numbers accented by silver, kiss cut framis material.

Sewn-in twill lettering spells out the "Arizona" wordmark that spans the front and a white thermoplastic polyurethane (TPU) Cardinals birdhead adorns the upper back. Embroidered in white lettering on the inside back of the red jersey's neckline is the phrase "Protect the Nest."



ALTERNATE BLACK UNIFORM

Also unveiled were the team's alternate uniforms that closely resemble the design of the road ones except that they are black from head to toe rather than white.

Like the white road uniform, the alternate black one also features red perforated numerals - though outlined in silver material - and its sleeves are also adorned with the same red and silver stripes and Cardinals wordmark. Similarly the black pants feature red and silver framis stripes down each side, identical to the white ones.



AWAY UNIFORM

On the road, the Cardinals will sport an all-white look from head to toe. Red perforated twill numerals outlined in black pop from the white jersey. In an homage to past Cardinals uniforms, its sleeves feature a pair of red framis stripes surrounding a single silver one with the Cardinals wordmark printed on it.

The upper back of the jersey features a three-color TPU Cardinals birdhead while the inner back neckline is embroidered with "Bird Gang" in red. The uniform's all-white pants are interrupted only by red and silver framis stripes down each side that mimic the stripes on the jersey's sleeves.



HELMET RE-DESIGN

Capping off the new look for the Cardinals is a re-designed helmet. Its white shell gets a subtle silver sparkle from Large Texas Flakes. This complements a new silver facemask that replaces the previous gray one. The helmets front and rear "bumpers" feature rubberized, 3-D Cardinals wordmarks in red.

The Cardinals logo on each side of the helmet is now larger and updated with digital shading and a metallic sheen. The white helmet accompanies the home and road uniforms while a black helmet is paired with the alternate black uniform.



ELEVATING A FRANCHISE

Owner **Michael Bidwill** has been steering the Cardinals organization for nearly two decades. His leadership during that time has been instrumental in transforming the franchise both on and off the field.

Highlights of Bidwill's tenure:

- Michael continues a tradition of Bidwill ownership of the Cardinals that dates back to his grandfather, Hall of Famer Charles Bidwill, who purchased the team in 1933.
- Of the franchise's seven all-time postseason wins, five have come during Michael's tenure leading the organization. Arizona has played in 10 postseason contests over the last 16 seasons, after having appeared in just seven total playoff games prior.
- Arizona has appeared in the NFC Championship Game twice since 2008 including a victory in the 2008 conference title game that led to the franchise's first-ever Super Bowl appearance (Super Bowl XLIII).
- With an 11-6 record in 2021, the Cardinals reached 11+ wins in a season for the sixth time in franchise history. Three of those six 11-win campaigns came with Michael leading the team: 13 in 2015, 11 in 2014, 11 in 2021.
- Among Bidwill's most substantial accomplishments with the Cardinals is the creation of State Farm Stadium. The world-class venue has not only been critical for the franchise but has also resulted in over \$5 billion in economic impact for the state of Arizona.
- On February 12, 2023, State Farm Stadium hosted its third Super Bowl when a record 115 million viewers watched Super Bowl LVII. State Farm Stadium also hosted Super Bowls XLII (following 2007 season) and XLIX (following 2014 season).
- In addition to his role in helping Arizona land three Super Bowls, Michael was also instrumental in getting the 2015 Pro Bowl moved to State Farm Stadium; played a week before Super Bowl XLIX, the two events combined to deliver a record economic impact of \$720 million to the region.
- Since State Farm Stadium opened in 2006, the Cardinals have sold out 170 games at the venue (every non-pandemic game played there).
- In 2022, the Cardinals made their first-ever appearance on *Hard Knocks*, television's most acclaimed sports reality franchise. Arizona was the second team to be featured on *Hard Knocks In Season*, which documented the second half of the Cardinals 2022 campaign in real time.
- In January of 2016, the National Football Foundation (NFF) and College Hall of Fame inducted Bidwill and Governor Doug Ducey into the NFF Leadership Hall of Fame.



Cardinals Under Michael Bidwill (2007-Present)

Statistic	Totals
Postseason Record	5-5
Regular Season Home Record	71-61-2
Postseason Home Record	4-0
Overall Home Record (RS + Postseason)	75-61-2
Seasons with .500 Record or Better	10
Seasons with 10+ Wins	5
Postseason Berths	5
Best Regular Season Record	13-3
Division Titles	3
Conference Championship Games	2
Super Bowl Appearances	1

GAUTIER IS 6TH BIDWILL FELLOWSHIP HIRE

In March, the Cardinals announced the addition of Blaine Gautier (GO-chay) to the coaching staff as the newest participant in the **Bill Bidwill Coaching Fellowship** program.

ABOUT THE BILL BIDWILL COACHING FELLOWSHIP: The Cardinals established the *Bill Bidwill Coaching Fellowship* prior to the 2015 season. Gautier is the sixth individual to participate in the program, which is designed to increase diversity and create additional opportunities for coaching experience at the highest level. The three most recent participants advanced from the fellowship to full-time assistant coach positions – two on the Cardinals coaching staff and one - Jordan Hogan - is a member of the 49ers staff.

Long-time Cardinals owner **Bill Bidwill**, who passed away in 2019, was at the forefront of providing opportunities to individuals regardless of race or gender. In 2010, he was honored with the Fritz Pollard Alliance's Paul "Tank" Younger Award for promoting diversity in the NFL. In 1978, Adele Harris became the first African American female executive in the NFL when she was hired as the Cardinals director of community relations. In 1981, Bidwill hired attorney Bob Wallace, making him the first African American to handle contract negotiations for an NFL club. In 2004, the Cardinals became the first NFL team to have an African American general manager/head coach duo in Graves and Dennis Green.

18TH SEASON AT STATE FARM STADIUM

The Cardinals are in their 18th regular season at State Farm Stadium. Arizona earned its second home win of the 2023 season with their come-from-behind 25-23 victory over the Atlanta Falcons in Week 10. Arizona will go for its third home win when it hosts the San Francisco 49ers in Week 15.

A LOOK AT CARDINALS OPPONENTS AT STATE FARM STADIUM IN 2023

- Of the Cardinals eight home games at State Farm Stadium, six come vs. teams that made the playoffs last season.
- The eight teams posted a combined 77-57 (.574) record last season.
- Of the seven teams to win 12+ games in 2022, four are visiting State Farm Stadium during the 2023 season.



Cardinals Remaining Home Games at State Farm Stadium (2023)

Week	Opponent	2022 Highlights
15	San Francisco	13-4 record; NFC West title; NFC Championship berth
18	Seattle	9-8 record; earned Wild Card berth

A LOOK AT CARDS SUCCESS IN FIRST 17+ SEASONS AT STATE FARM STADIUM

Arizona has had significant success since moving into State Farm Stadium in 2006, including some of the best seasons in franchise history. Below is a look at the Cardinals results in their first 17+ years at State Farm Stadium compared to 18 seasons at Sun Devil Stadium.

Overall Comparison	17+ seasons at State Farm Stadium	18 seasons at Sun Devil Stadium
Sellouts	170 (excluding 2020)	12
Regular Season Home Record	74-67-2	64-80
Home Win %	.524	.444
Postseason Record	5-4	1-1
Postseason Home Record	4-0	0-0
Postseason Berths	5	1
Division Titles	3	0
Conference Championship Games	2	0
Super Bowl Appearances	1	0

IT GETS LOUD IN THERE

Dating back to the inaugural year at the venue in 2006, Cardinals opponents have accumulated 214 accepted false start penalties in the regular season. That is the most for any home team in the NFL during that span.



NFL Leaders

Opponent False Start Penalties in a Home Stadium (2006-23)

Rnk	Home Team	FS	Stadium
1	Cardinals	214	State Farm Stadium
2	Seahawks	210	Lumen Field
3	Titans	200	Nissan Stadium
4	Eagles	190	Lincoln Financial Field
5	Broncos	185	Empower Field at Mile High

BETMGM SPORTSBOOK AT STATE FARM STADIUM

Last year, the Cardinals and BetMGM debuted the first sportsbook at an NFL stadium. The BetMGM Sportsbook at State Farm Stadium is a two-story, 17,000-square-foot entertainment destination featuring state-of-the-art sports wagering amenities, concert-hosting facilities, a gourmet grille and bar and a variety of screens to watch games.


"We are proud and thrilled to be the NFL's first team to offer its fans this type of unprecedented amenity and innovative experience," Cardinals owner **Michael Bidwill** said at the opening. "The BetMGM Sportsbook at State Farm Stadium gives us a chance to engage current and potential fans on a year-round basis in a fun, entertaining and responsible way."



Located on The Great Lawn, the BetMGM Sportsbook at State Farm Stadium operates on both event and non-event days, offering guests a massive 265-square-foot video wall, 38 TVs and indoor-and-outdoor dining options.

Throughout the year, the BetMGM Sportsbook at State Farm Stadium serves as an outdoor music and comedy concert amphitheater, hosting events for audiences gathered on The Great Lawn.

KYLER MURRAY - AT A GLANCE



- Selected #1 overall by the Cardinals in the 2019 NFL Draft. Won 2019 AP NFL Offensive Rookie of the Year. Signed the largest contract in franchise history when he agreed to an extension in July of 2022 that will keep him under contract through the end of the 2028 season.

- In his career (60 games), has completed 1,382-of-2,078 pass attempts (66.5%) for 14,567 yards and 86 TDs while rushing for 2,290 yards and 26 TDs on 395 carries (5.8 avg.).

- For the second straight season, earned Pro Bowl honors in 2021. 1st QB in franchise history named to Pro Bowl twice within his first three NFL seasons. Joined Aaron Rodgers, Patrick Mahomes and Russell Wilson as only NFL QBs named to the Pro Bowl in both 2020 and 2021.

NFL HISTORY

- One of just four players in NFL history (Josh Allen, Russell Wilson and Cam Newton) with 14,000+ passing yards and 2,000+ rushing yards in his first five seasons.

- His 66.5 completion percentage is the 6th highest in NFL history in a player's first five seasons (min. 1,000 attempts).

- One of five QBs in NFL history (Josh Allen, Lamar Jackson, Russell Wilson and Cam Newton) with 400+ rushing yards in each of his first four seasons.

- Only player in NFL history with 70+ passing TDs and 20+ rushing TDs in his first three seasons.

- First player in NFL history with 3,500+ passing yards and 400+ rushing in each of his first three seasons.

- One of just 15 players in NFL history with 100 total TDs in their first 54 career games.

- Fourth-youngest player in NFL history (24 years, 120 days) to reach 10,000 career passing yards.

- Only Cam Newton (12) had more games with 2+ passing TDs and 1+ rushing TDs in his first four seasons than Murray (11).

- Joins Peyton Manning (2) and Aaron Rodgers (2) as the only players in NFL history with multiple games of 400+ passing yards, 3+ passing TDs and 1+ rushing TD.

- Only player in NFL history with 7,500+ passing yards, 45+ TD passes and 15+ TD runs in his first two NFL seasons.

- In 2020, set an NFL record for the most games (nine) with a passing and rushing TD in a single season. Has 18 such performances in 60 career games, surpassing Jim Hart for the team record (11 in 199 games).

- Only player in NFL history with both a passing and rushing TD in five consecutive games (Games 5-9) in 2020.

- In Week 7 of the 2020 season vs. Seattle, became the first player in NFL history to throw for 350+ yards and 3+ TDs while also rushing for 50+ yards and a TD in a single game.

- Just the 8th different QB in NFL history with 3,500+ passing yards and 500+ rushing yards in a season (2019 & 2020) – and just the second rookie (Cam Newton, 2011).

- Between Weeks 4-10 of the 2019 season, set an NFL rookie record with 211 consecutive pass attempts without an INT.

CARDINALS HISTORY

- Only player in franchise history to have 3,500+ passing yards in three consecutive seasons (2019-21).

- Only player in franchise history with 14,000+ passing yards and 2,000+ rushing yards in their career.

- Already owns the franchise record for rushing TDs by a QB (26) and career games with both a passing and rushing TD (18).

- Tied Kurt Warner (5 in 2009) for the most games with a passer rating of 120.0+ in a single season in 2021.

- Established a single-season franchise record with a 67.2 completion percentage (375-of-558) in 2020 which he topped in 2021 with a 69.2 completion percentage (333-of-481). His 66.5 career completion percentage is the best in franchise history.

- Set a single-season franchise record for rushing TDs (11) and rushing yards (819) by a QB in 2020.

- Has been named NFC "Offensive Player of the Week" five times, tying Kurt Warner for the most in franchise history. In 2020 became the first player in team history to earn the honor three times in a single season.

MURRAY SURPASSES 14,000 & 2,000

QB Kyle Murray completed 19-of-32 pass attempts for 249 yards and rushed for 33 yards and a TD on six carries to lead the Cardinals over the Falcons in Week 10.



In that contest, Murray eclipsed 14,000 passing yards for his career. Despite making his season debut in Week 10 vs. Atlanta, Murray became just the fourth QB in NFL history with 14,000+ passing yards and 2,000+ rushing yards in their first five seasons.

NFL History

14,000+ Passing Yards & 2,000+ Rushing Yards (1st 5 Seasons)

Player (Years)	Team	Passing	Rushing	Gms
Kyle Murray (2019-23)	Arizona	14,567	2,290	60
Josh Allen (2018-22)	Buffalo	18,397	3,087	77
Cam Newton (2011-15)	Carolina	18,263	3,207	78
Russell Wilson (2011-15)	Seattle	18,193	2,689	80

26 RUSHING TDs AND COUNTING

Murray scored his third rushing TD in as many games on a two-yard run last week vs. the Rams. **It was Murray's 26th career rushing TD, further extending his franchise record for career rushing TDs by a QB.**

Franchise Record – Rushing TDs by QB (Career)

Rnk	Player (Years)	TD	Gms
1	Kyle Murray (2019-23)	26	60
2	Jim Hart (1963-88)	16	199
3	Lamar McHan (1954-58)	11	60
4t	Jake Plummer (1997-02)	10	84
4t	Neil Lomax (1981-88)	10	108
4t	Charley Johnson (1961-69)	10	87

Dating back to his rookie season in 2019, Murray's 26 rushing TDs are the third most among NFL QBs.

NFL Leaders - Rushing TDs by QB (2019-23)

Rnk	Player (Team)	TDs	Games
1	Josh Allen (Buf)	39	77
2	Jalen Hurts (Phi)	37	56
3	Kyle Murray (AZ)	26	60
4t	Lamar Jackson (Bal)	24	66
4t	Taysom Hill (NO)	24	71



MURRAY CRACKS THE TOP-10 FOR RUSHING TDs BY A CARDINAL

Only seven players in franchise history – at any position – have more career rushing TDs than Murray.

Franchise Record – Rushing TDs (Career)

Rnk	Player (Years)	TDs
1	Ottis Anderson (1979-86)	46
2	Wayne Morris (1976-83)	37
3t	John David Crow (1958-64)	33
3t	David Johnson (2015-19)	33
5	Stump Mitchell (1981-89)	32
6t	Johnny Roland (1966-72)	27
6t	Elmer Angsman (1946-52)	27
8t	Kyle Murray (2019-23)	26
8t	Ernie Nevers (1929-31)	26
10	Pat Harder (1946-50)	25
11t	James Conner (2021-23)	24
11t	Ollie Matson (1952-58)	24
11t	Terry Metcalf (1973-77)	24
11t	Earl Ferrell (1982-89)	24
11t	Beanie Wells (2009-12)	24

ALREADY AT 86 PASSING TOUCHDOWNS

Murray has 86 passing TDs in 60 career starts. **He is just five TD passes shy of passing Jake Plummer (90 in 84 games) for sixth place on the franchise all-time list for career TD passes.**

Franchise Record – Passing TDs (Career)

Rnk	Player (Years)	TDs	Gms
1	Jim Hart (1966-83)	209	199
2	Neil Lomax (1981-88)	136	108
3	Charley Johnson (1961-69)	108	87
4	Carson Palmer (2013-17)	105	60
5	Kurt Warner (2005-09)	100	61
6	Jake Plummer (1997-02)	90	84
7	Kyle Murray (2019-23)	86	60
8	Paul Christman (1945-49)	51	50
9	Lamar McHan (1954-58)	50	60
10	Jim Hardy (1949-51)	30	30



A DUAL THREAT UNLIKE ANY OTHER

In his first 60 career games played, Murray has 18 outings with both a passing and rushing TD. That is - already - easily the highest total in franchise history.

Franchise Record – Games w/ Rush & Pass TD (Career)	Rnk	Player (Years)	Gms	Gms Played
1	Kyler Murray (2019-23)	18	60	
2	Jim Hart (1966-83)	11	199	
3	Ernie Nevers (1929-31)	8	31	
4	Charley Johnson (1961-69)	7	87	
5	Paul Christman (1945-49)	6	50	

Murray has 17 such performances over the last four seasons (2020-23). Only Buffalo's Josh Allen (23) has more such performances during that span.

NFL Leaders

Games w/ Rushing & Passing TD (2020-23)

Rnk	Player (Team)	Gms
1	Josh Allen (Buf)	23
2	Kyler Murray (AZ)	17
3	Jalen Hurts (Phi)	15
4	Ryan Tannehill (Ten)	11
5t	Lamar Jackson (Bal)	10
5t	Justin Herbert (LAC)	10

In 2020, Murray established an NFL single-season record with nine games with both a passing and rushing TD.

NFL Record – Games w/ Pass & Rush TDs (Season)

Rnk	Player (Team)	Gms	Year
1	Kyler Murray (AZ)	9	2020
2t	Cam Newton (Car)	8	2011
2t	Daunte Culpepper (Min)	8	2002
2t	Steve Grogan (NE)	8	1976
5t	Josh Allen (Buf)	7	2023
5t	Cam Newton (Car)	7	2015
5t	Michael Vick (Phi)	7	2010
5t	Kordell Stewart (Pit)	7	1997
5t	Frankie Albert (SF)	7	1948

11 GAMES WITH 2+ PASSING TDS & 1+ RUSHING TD

Murray has 11 career outings with at least two passing TDs and a rushing TD. In NFL history, only Cam Newton (16) and Josh Allen (14) had more such games in his first five seasons.

NFL History – Games w/ 2 Passing & 1+ Rushing TD (1st 5 Seasons)

Rnk	Player (Years)	Gms
1	Cam Newton (2011-15)	16
2	Josh Allen (2018-22)	14
3t	Kyler Murray (2019-23)	11
3t	Jeff Garcia (1999-03)	11
5t	Daunte Culpepper (1999-03)	10
5t	Otto Graham (1947-50)	10

MURRAY'S IMPRESSIVE GROUND GAME

Murray's first four NFL seasons resulted in four of the top six single-season rushing totals by a QB in franchise history.

Franchise Record - Rushing Yards By QB (Season)

Rnk	Player (Year)	Yds
1	Kyler Murray (2020)	816
2	Kyler Murray (2019)	544
3	Charley Trippi (1951)	501
4	Timm Rosenbach (1990)	470
5	Kyler Murray (2021)	423
6	Kyler Murray (2022)	418

MURRAY AND THE 100-YARD MARK

There have been three 100-yard rushing performances by a QB in franchise history and Murray accounted for two of those.

Rushing Yards By QB – Single Game (All-Time)

Rnk	Player	Yds	Opponent
1	Charley Trippi	145	12/16/51 @ Chicago
2	Kyler Murray	106	11/8/20 vs. Miami
3	Kyler Murray	100	10/16/22 @ Seattle
4	M.C. Reynolds	99	11/2/58 vs. Philadelphia
5	Kyler Murray	93	10/6/19 @ Cincinnati

Murray owns three of the seven longest runs by a QB in Cardinals history, including a career-long 57-yarder that is the second-longest in team annals.

Franchise Record - Longest Runs By Quarterback (All-Time)

Rnk	Player	Dist	Opponent
1	Charley Trippi	59†	10/5/52 vs. Chi
2	Kyler Murray	57	12/25/21 vs. Ind
3	M.C. Reynolds	50	11/2/58 vs. Phi
4	Kyler Murray	48	10/4/20 at Car
5t	Joshua Dobbs	44	9/24/23 vs. Dal
5t	Sam Etcheverry	44	12/17/61 vs. Pit
7	Kyler Murray	42	10/16/22 @ Sea



TDS BY THE BUNCH

Murray has had seven games with 4+ TDs in his career.

Murray Career Games with 4+ Combined TDs

TD	Opponent	Pass/Rush
5	9/12/21 @ Ten	4/1
4	12/5/21 @ Chi	2/2
4	10/17/21 @ Cle	4/0
4	9/19/21 vs. Min	3/1
4	12/20/20 vs. Phi	3/1
4	11/8/20 vs. Mia	3/1
4	10/25/20 vs. Sea	3/1

In 2021, Murray (2) joined Carson Palmer (3 in 2015) as the only players in Cardinals history with multiple games of at least four TD passes in a single season.

In franchise history, only Charley Johnson (4), Jim Hart (3) and Carson Palmer (3) had more games with at least four TD passes in their career than Murray has in his first 60 games.

Franchise History – Games w/4+ TD Passes (Career)

Rnk	Player (Years)	4+	Gms
1	Charley Johnson (1961-69)	4	108
2t	Carson Palmer (2013-17)	3	60
2t	Jim Hart (1966-83)	3	199
4t	Kyler Murray (2019-23)	2	60
4t	Kurt Warner (2005-09)	2	61
4t	Jake Plummer (1997-02)	2	84
4t	Lamar McHan (1954-58)	2	60

The Cardinals Week 8 matchup at Minnesota in 2022 was Murray's 12th with at least three TD passes. *Just 60 games into his career, only five players in franchise history have more games with at least three TD passes than Murray.*

Franchise Record – Games w/3+ TD Passes

Rnk	Player (Years)	3+	Gms Played
1	Neil Lomax (1981-88)	15	108
2	Charley Johnson (1961-69)	14	87
3t	Jim Hart (1966-83)	13	199
3t	Carson Palmer (2013-17)	13	60
3t	Kurt Warner (2005-09)	13	61
6	Kyler Murray (2019-23)	12	60

13 GAMES WITH AT LEAST 300

Murray has thrown for 300+ yards in a game 13 times in his career. Only four players in franchise history have more career 300-yard passing performances than Murray has in his first 60 games played.

Franchise Record – Games 300+ Passing Yards

Rnk	Player (Years)	300+	Gms
1	Carson Palmer (2013-17)	25	60
2	Kurt Warner (2005-09)	22	61
3	Neil Lomax (1981-88)	18	108
4	Jim Hart (1966-83)	14	199
5	Kyler Murray (2019-23)	13	60

Murray Career 300-Yard Passing Performances

Yards	Opponent
406	12/20/20 vs. Phi
400	9/19/21 vs. Min
383	12/13/21 vs. LAR
380	10/11/20 @ NYJ
360	10/25/20 vs. Sea
349	9/15/19 @ Bal
340	10/13/19 vs. Atl
326	10/30/22 @ Min
325	12/29/19 @ LAR
324	11/10/19 @ TB
316	9/26/21 @ Jax
314	9/25/22 vs. LAR
308	9/8/19 vs. Det

Murray is one of just four QBs in franchise history with multiple games of 400+ passing yards.

Franchise History – Games w/ 400+ Passing Yards

Rnk	Player (Years)	Gms
1	Carson Palmer (2013-17)	3
2t	Kyler Murray (2019-23)	2
2t	Kurt Warner (2005-09)	2
2t	Neil Lomax (1981-88)	2
5t	Matt Leinart (2006)	1
5t	Jake Plummer (1997-02)	1
5t	Boomer Esiason (1996)	1
5t	Dave Krieg (1995)	1
5t	Steve Beuerlein (1993-94)	1
5t	Charley Johnson (1961-69)	1



JAMES CONNER - AT A GLANCE



- Signed a one-year contract with the Cardinals on 4/13/21 as an unrestricted free agent following four seasons (2017-20) with Pittsburgh. Re-signed with Arizona in March of 2022, agreeing to a three-year contract.

- He is a two-time Pro Bowl selection (2018, '21), two-time Player of the Week (Week 8 of 2018; Week 8 of 2019) and one-time Player of the Month (October of 2018) selection.

CARDINALS HIGHLIGHTS

- Earned Pro Bowl honors for the second time in his career during his first season with Arizona in 2021, becoming just the fifth Cardinals RB to be named to the Pro Bowl during his first season with the team: Ollie Matson (1952), Johnny Roland (1966), Ottis Anderson (1979) and Johnny Johnson (1990).

- Has scored 28 TDs in his first 36 games with Arizona. In franchise history only RB David Johnson (35) had more TDs in his first 36 games with the team. Conner's 28 TDs are tied for sixth in the NFL from 2021-23. His 24 rushing TDs through 36 games as a Cardinal are tied for 11th place on the franchise all-time list for career rushing TDs.

- Finished the 2022 season with 1,082 scrimmage yards and eight TDs in 13 games. It marked his second consecutive season with 1,000+ scrimmage yards in Arizona, after posting just one 1,000-yard campaign in four years with Pittsburgh.

- In 2022 had a streak of six consecutive games with a TD (Games 10-15), tying the third longest streak in team history. In the Cardinals first 101 seasons (1920-20) as an NFL franchise, a player had a streak of six consecutive games with a TD in a single season just twice. Conner has had a streak of 6+ games in each of the last two seasons.

- Rushed for two TDs in a Week 10 win at the Los Angeles Rams in 2022, marking the 13th game of his career with two-or-more TDs. Since entering the NFL in 2017, his 13 games with two-or-more TDs is tied for the sixth-most league-wide among RBs.

- Earned Pro Bowl honors in 2021 after playing in 15 games (six starts) during the regular season, finishing the year with 752 yards and 15 rushing TDs on 202 rushing attempts while adding 37 receptions for 375 yards and three TDs. Also scored the Cardinals lone TD in the Wild Card matchup.

- His 18 total TDs in 2021 marked the second-highest single-season total in Cardinals history and ranked third in the NFL that year. His 15 rushing TDs also represented the second-highest single-season total in team annals and ranked second in the NFL.

- All 18 of his TDs during the 2021 regular season came in his final 13 games played. Had six games with multiple TDs in '21, joining RB David Johnson (8 in 2016) as the only players in franchise history to have at least six such performances in a single season.

- Had at least one TD (rushing or receiving) in seven consecutive games (Games 7-13) in 2021, tied for the longest streak in franchise history. Included in that stretch was a streak of five straight games with a rushing TD, tying the longest such streak in team history.

CAREER/PERSONAL HIGHLIGHTS

- Earned his first career Pro Bowl selection with the Steelers in 2018, when he rushed for 12 TDs (third in the NFL) and 973 yards on 215 carries (4.5 avg.) while catching 55 passes for 497 yards a TD in just 13 games.

- With the Steelers, appeared in 50 games (33 starts) and ran for 2,302 yards and 22 TDs on 532 carries (4.3-yard avg.) along with 124 receptions for 963 yards and four TDs.

- After tearing his MCL during the first game of his junior year at the University of Pittsburgh (2015), attended rehab and began experiencing excessive fatigue and other concerning symptoms, leading doctors to perform a chest X-ray that revealed Hodgkin's Lymphoma. He endured 12 rounds of chemotherapy and completed his last chemo appointment on May 9, 2016. On May 23, 2016, he announced that he was cancer free.

- The doctor who treated Conner, Dr. Stanley Marks, started the Stanley M. Marks Blood Cancer Research Fund and at his annual fundraiser gives out the "James Conner Courage Award." Conner was on hand in 2022 to present the award to Carrie Richards, one of the nurses who helped in his treatment and later went through the same diagnosis.

- Played in 39 games in four seasons at Pitt (2013-16), and left ranked second in school history in rushing yards (3,733), total TDs (56) and rushing TDs (52), trailing only Tony Dorsett in all three.

#6 EXCEEDS 1,000 FOR SECOND STRAIGHT YEAR

RB James Conner finished the 2022 season with 1,082 scrimmage yards in 13 games played.

After posting 1,000+ scrimmage yards just once in his first four NFL seasons (2017-20) with Pittsburgh, Conner surpassed 1,000 scrimmage yards in both seasons with the Cardinals (1,127 in 2021).

Conner rushed for 782 yards and seven TDs on 183 carries (4.3 avg.) in 2022. His 782 rushing yards were the second-best single-season total of his career (973 in 2018).

A STRONG FINISH IN 2022

Conner had his six best rushing yardage totals of the season in his last seven games played.

In that seven-game stretch, Conner rushed for 537 yards and six TDs on 122 carries (4.4 avg.).

After posting 75+ rushing yards just twice in his first 23 games with the Cardinals, Conner had 75+ rushing yards in four of his last five games played in 2022.



CONNER UPS THE SCORING IN ARIZONA

Since joining Arizona in 2021, Conner has 28 TDs. Only nine players in the NFL have more scrimmage TDs over the last three seasons (2021-23).

NFL Leaders - Total Scrimmage TDs (2021-23)

Rnk	Player (Team)	TDs	Rush	Rec
1	RB Austin Ekeler (LAC)	43	29	14
2	QB Jalen Hurts (Phi)	34	34	0
3	RB Christian McCaffrey (SF)	31	20	11
4	RB Joe Mixon (Cin)	30	24	6
5t	WR Davante Adams (LV)	29	0	29
5t	WR Stefon Diggs (Buf)	29	0	29
5t	WR Mike Evans (TB)	29	0	29
5t	RB Derrick Henry (Ten)	29	29	0
5t	RB Jonathan Taylor (Ind)	29	26	3
10t	RB James Conner (AZ)	28	24	4
10t	WR Ja'Marr Chase (Cin)	28	0	28
10t	WR Tyreek Hill (Mia)	28	1	27



28 TOUCHDOWNS IN 36 GAMES WITH ARIZONA

Conner has 28 total TDs in 36 regular season games with the Cardinals. That is tied for the second most in franchise history in a player's first 36 games with the team.

Franchise Record - Scrimmage TDs in 1st 36 Games w/ Team

Rnk	Player (Years)	TDs
1	RB David Johnson (2015-17)	35
2t	RB James Conner (2021-23)	28
2t	HB Mal Kutner (1946-48)	28
4	HB Ernie Nevers (1929-31)	26
5	HB John David Crow (1958-61)	23

Despite having played in just 36 games with Arizona, Conner's 24 rushing TDs are tied for 11th in franchise history.

Franchise Record - Rushing TDs (Career)

Rnk	Player (Years)	TDs
1	Ottis Anderson (1979-86)	46
2	Wayne Morris (1976-83)	37
3t	John David Crow (1958-64)	33
3t	David Johnson (2015-19)	33
5	Stump Mitchell (1981-89)	32
6t	Johnny Roland (1966-72)	27
6t	Elmer Angsman (1946-52)	27
8t	Ernie Nevers (1929-31)	26
8t	Kyler Murray (2019-23)	26
10	Pat Harder (1946-50)	25
11t	James Conner (2021-23)	24*

*tied with four players

SIX GAMES WITH MORE THAN ONE

Despite having played just 36 games with Arizona, only four players in franchise history have more games with multiple rushing TDs than Conner (6).

Franchise Record - Games w/ 2+ Rushing TDs (Career)

Rnk	Player (Years)	Gms	Gms Played
1	David Johnson (2015-19)	8	62
2t	Stump Mitchell (1981-89)	7	116
2t	Johnny Roland (1966-72)	7	96
2t	Ernie Nevers (1929-31)	7	31
5t	James Conner (2021-23)	6	36
5t	Ottis Anderson (1979-86)	6	99
5t	John David Crow (1958-64)	6	69

CONNER GOES STREAKING - AGAIN

Conner had at least one TD (rushing or receiving) in six consecutive games (Games 10-15) in 2022. *In the Cardinals first 101 seasons (1920-2020) as an NFL franchise, a player had a streak of six consecutive games with a TD in a single season just twice. Conner had a streak of 6+ games in each of the last two seasons.*

Franchise Record - Consecutive Games w/ TD

Rnk	Player (Year)	Gms	Game #s
1t	James Conner (2021)	7	Games 7-13
1t	John David Crow (1959-60)	7	Games 11-12 in '59; Games 1-5 in '60
3t	James Conner (2022)	6	Games 10-15
3t	Anquan Boldin (2008)	6	Games 2-4; 7-9
5t	16 times	5	

BUDDA BAKER - AT A GLANCE

• Selected by the Cardinals in the second round (36th overall) of the 2017 NFL Draft out of Washington, Baker has appeared in 100 games (90 starts) during the regular season.

• A five-time Pro Bowl selection, three-time All-Pro honoree, one-time NFC Defensive Player of the Month (Oct. 2020) and one-time NFC Defensive Player of the Week (Week 6 in 2020).

NFL LEADER

• The 2022 season marked his fourth season with 100+ tackles. Dating back to his first season as a starter in 2018, Baker is the only DB in the NFL with at least four seasons of 100+ tackles.

• Since entering the league in 2017, leads all NFL DBs in total tackles (682) and solo tackles (486) which are 41 and 44 more than the players who ranks second, respectively (Jordan Poyer - 641 and Harrison Smith - 442).

CARDINALS HISTORY

• Voted a team captain for the fourth consecutive year (2020-23) and earned his fifth Pro Bowl selection as a starter (fourth consecutive at safety) in 2022.

• Became just the third player in Cardinals history to receive at least five Pro Bowl selections in his first six NFL seasons joining Patrick Peterson (6) and Ollie Matson (6).

• Led the team with 111 tackles in just 15 games in 2022, adding seven passes defended, two INTs, two QB hits and a fumble recovery.

• In 2021, was named a team captain and earned Pro Bowl and second-team All-Pro honors after posting 98 tackles and establishing career-best marks in INTs (three) and passes defended (seven). Also added a fumble recovery, six tackles for loss and three QB hits.

• Named a team captain for the first time, earned first-team All-Pro honors and was selected to his third Pro Bowl (second consecutive at safety) in 2020, joining CB Patrick Peterson (4) as the only players in Cardinals history to earn at least three Pro Bowl selections before their 25th birthday. Matched a team high and tied for the NFL lead among DBs with 118 tackles while adding seven tackles for loss, 2.0 sacks, three QB hits, two INTs, six passes defended and a forced fumble over 15 games.

• Earned his second Pro Bowl nod (first at safety) in 2019 becoming the first player in franchise history selected to the Pro Bowl as a special teamer and as a position player. Started all 16 games and led all NFL DBs with a career-high 147 tackles (including a league-high 104 solo tackles) and posted seven tackles for loss, six passes defended, six QB hits, a half-sack, a forced fumble and a fumble recovery.

• In 2018, appeared in 14 games (13 starts) and totaled 107 tackles, eight tackles for loss, 2.0 sacks, three QB pressures, four QB hits, two passes defended, a forced fumble and two fumble recoveries (one returned 36 yards for his first career TD); one of just three NFL safeties with 100+ tackles, 2.0+ sacks and 8+ tackles for loss in 2018, according to league statistics.

• Named first-team All-Pro and was voted to the Pro Bowl for his work on special teams as a rookie in 2017 after he led the Cardinals and ranked third in the NFL with 16 special teams tackles. One of just four rookies named to the Pro Bowl in 2017 and became just the fifth Cardinals rookie since the 1970 merger to be named to the Pro Bowl.

• Became the fourth player in Cardinals history to be voted "NFC Defensive Player" of the Month (October, 2020) with 31 tackles, 2.0 sacks, two INTs (90 return yards), three tackles for loss, three QB hits, two passes defended and a forced fumble in three games.

PERSONAL

• During a remarkable prep career at Bellevue High School, won five team state titles (three in football, two in track & field) and eight individual state titles in track & field. In football, he played safety, running back and return specialist on a team that won 42 consecutive games and three consecutive 3A Washington State Championships. Won both the Seattle Times State Football Player of the Year and Male Athlete of the Year as a senior in 2013.

• Rushed for 101 yards and a score in the 2013 state title game. Scored on a 61-yard run and a 71-yard punt return in the 2012 state championship game. Scored on an 89-yard kickoff return in Bellevue's 2011 state title victory.

• Given first name is Bishard. Nicknamed "Budda" by his mother and aunt when he was a child and the name stuck.



BAKER REACHES 100 FOR THE FOURTH TIME

Pro Bowl S Budda Baker posted 111 tackles in 15 games played in 2022 before a shoulder injury forced him to miss the final two games of the season. Through Week 16, his 111 tackles ranked fourth among NFL DBs.

2022 NFL Leaders - Tackles by DB (Thru Week 16)

Rnk	Player (Team)	Tkl
1	Jalen Pitre (Hou)	126
2t	Julian Love (NYG)	112
2t	Jonathan Owens (Hou)	112
4	Budda Baker (AZ)	111
5	Derwin James, Jr. (LAC)	109

The 2022 season was Baker's fourth with 100+ tackles: 102 in 2018, 147 in 2019 and 118 in 2020.

Dating back to his first season as a starter in 2018, Baker is the only defensive back in the NFL with at least four seasons of 100+ tackles.

NFL Leaders - Seasons w/ 100+ Tackles by DB (2018-23)

Rnk	Player (Team)	100+
1	Budda Baker (AZ)	4
2t	Derwin James (LAC)	3
2t	Jessie Bates III (Cin)	3
2t	Jordan Poyer (Buf)	3
2t	John Johnson (LAR/Cle)	3

BAKER STEALS SECOND OF THE SEASON IN DENVER

Baker recorded his second INT of 2022 when he picked off a Brett Rypien pass at the AZ 1-yard line late in the third quarter at Denver in Week 15.

After going without an INT in his first 50 career games, Baker has seven INTs in his last 50 games played.



BAKER EARNS 5TH PRO BOWL SELECTION

S Budda Baker was selected as a starter for the NFC squad in the Pro Bowl in 2022.

• Named to his 5th Pro Bowl and 4th consecutive selection at safety after being chosen as a special teamer during his rookie campaign in 2017.

• Became just the third player in Cardinals history to receive at least five Pro Bowl nods in his first six NFL seasons joining Patrick Peterson (6) and Ollie Matson (6).

• Became just the third player in franchise history named to the Pro Bowl as a safety at least four times joining Hall of Famer Larry Wilson (8) and Adrian Wilson (5).

• Is the only safety in the NFL named to the Pro Bowl each of the last four seasons (2019-22).

• Only two other active DBs have earned at least five Pro Bowl selections in their first six NFL seasons - CBs Patrick Peterson (6) and Jalen Ramsey (5). Just two active NFL DBs have more career Pro Bowls than Baker: Peterson (8) and S Harrison Smith (6).



TWO SAFETIES TOP 105 TACKLES IN 2022

S Budda Baker (111) and S Jalen Thompson (109) both totaled over 105 tackles during the 2022 campaign. Baker (7th) and Thompson (8th) both finished in the top 10 in tackles among DBs in 2022.

2022 NFL Leaders - Tackles by DBs

Rnk	Player (Team)	Tkl
1	Jalen Pitre (Hou)	147
2	Jonathan Owens (Hou)	125
3	Richie Grant (Atl)	122
4	Julian Love (NYG)	116
5	Derwin James, Jr. (LAC)	115
6	Rayshawn Jenkins (Jax)	112
7	Budda Baker (AZ)	111
8	Jalen Thompson (AZ)	109
9	L'Jarius Snead (KC)	108
10	Kevin Byard (Ten)	106

Some highlights of the duo's significant season in the secondary:

• Among DBs, Baker and Thompson were one of two sets of teammates to each register 105+ tackles in 2022 (S Jalen Pitre & S Jonathan Owens, Hou).

• It marked Thompson's second consecutive season with 105+ tackles (121 in 2021) and Baker's third time accomplishing the feat (147 in 2019 and 118 in 2020).

• Baker and Thompson were the first pair of Cardinals DBs since at least 2000 to each register 105+ tackles in a single season.

• Arizona has had a DB register 105+ tackles in each of the past five seasons (2018-22).



MATT PRATER - AT A GLANCE



- A two-time Pro Bowl selection (2013; 2016), Prater joined the Cardinals in 2021 after 14 seasons with the Lions (2014-20), Broncos (2007-13) and Falcons (2007).

- Has made 392-of-470 FG attempts (83.4%) and 566-of-582 PATs (97.3%) in his 245 career games after entering the league as an undrafted rookie free agent with Detroit in 2006.

- Leads all active NFL players with 1,742 career points. In 2023, he became just the 19th player in NFL history – and the only active player – to reach 1,700 career points.

- Holds NFL records for career FGs of 50+ yards (77), most PATs in a single season (75), consecutive made FGs of 50+ yards (14), consecutive FG conversions of 55+ yards (seven) and previously held the league record for the longest FG made (64 yards). Prater (3) joins Brett Maher (3) as the only players in NFL history with multiple made FGs of 62+ yards.

- Has made 77-of-103 FG attempts from 50+ yards and his 74.8% success rate is the best in NFL history (min. 40 attempts). His seven career FGs of 59+ yards are the most in NFL history as are his 10 seasons with at least five made FGs of 50+ yards. Has made 5+ FGs of 50+ in each of the last five seasons.

- Holds the franchise record for made FGs of 50+ yards with 18 in 42 games played with Arizona. Passed Neil Rackers (16 in 100 games).

- In Cardinals history, a player has had at least five made FGs of 50+ yards in a season five times, and Prater is responsible for three of those campaigns (7 in 2021, 5 in '22 & 6 in '23).

- In his first season with Arizona in 2021, established a franchise record and tied his career high with seven made FGs of 50+ yards during the regular season, including a franchise record 62-yarder in Week 2 vs. Minnesota (tied his own record Week 3 of 2023 vs. Dallas). In the Wild Card matchup vs. the Rams, connected on the longest FG (55 yards) in franchise postseason history.

- Ended the 2021 season with 137 total points (30 FG, 47 PAT), the second-highest single-season total in franchise history. It was his 11th career season with 100+ points, the most among active players.

- Holds the franchise record for longest FG with Arizona (62 yards, twice), Denver (64) and Detroit (59, twice).

- Has connected on all 17 game-winning FG attempts with two minutes or less remaining in the fourth quarter and OT (12-of-12 in regulation and 5-of-5 in OT). Most recent game-winner came in Week 10 when he connected on a 23-yard attempt as time expired to give the Cardinals a 25-23 victory over the Falcons.

- Named Special Teams Player of the Month four times and Special Teams Player of the Week 15 times, trailing only Adam Vinatieri (19) for the most Special Teams Player of the Week awards in NFL history. Prater is the only player in NFL history to win the award three times with three different teams (Denver - 7, Detroit - 5, Arizona - 3).

SUCCESS WEEK IN AND WEEK OUT

Prater has been named Special Teams Player of the Month four times and Special Teams Player of the Week 15 times, trailing only Adam Vinatieri (19) for the most "Special Teams Player of the Week" awards in NFL history.

Prater's career Special Teams Player of the Week Awards:

Date	FG	PATs
vs. Tampa Bay (10/5/08)	3-3	10
vs. New York Giants (11/26/09)	4-4	14
vs. Chicago (12/11/11)	2-3	7
vs. Oakland (9/30/12)	3-3	13
vs. Tennessee (12/8/13)	3-3	15
at Minnesota (11/6/16)	3-3	10
vs. Minnesota (11/24/16)	3-3	10
at New Orleans (12/4/16)	5-5	16
vs. Arizona (9/10/17)	1-1	5
at Green Bay (12/30/18)	1-1	7
at Arizona (9/27/20)	4-4	14
vs. Washington (11/15/20)	3-3	12
at Cleveland (10/17/21)	3-3	13
at Dallas (1/9/22)	4-4	13
vs. Dallas (9/24/23)	3-3	10



Three of Prater's Special Teams Player of the Week Awards have come as a member of the Cardinals. He was named NFC Special Teams Player of the Week twice in 2021 (Weeks 6 and 17) and once in 2023 (Week 3).

PRATER DIGS THE LONG BALL

There have been just 15 made FGs of at least 62 yards in NFL history. Prater - who owns the second-longest FG in NFL history (64 yards) - has three of them. He joins Brett Maher (3) as the only kickers in league history with multiple FGs of 62 yards or longer.

NFL History - Longest Made Field Goal	Rnk	Player (Team)	Dist	Opponent
1	Justin Tucker (Bal)	66	9/26/21 at Det	
2	Matt Prater (Den)	64	12/8/13 vs. Ten	
3t	Brett Maher (Dal)	63	10/20/19 vs. Phi	
3t	Graham Gano (Car)	63	10/7/18 vs. NYG	
3t	David Akers (SF)	63	9/9/12 at GB	
3t	Sebastian Janikowski (Oak)	63	9/12/11 at Den	
3t	Jason Elam (Den)	63	10/25/98 vs. Jax	
3t	Tom Dempsey (NO)	63	11/8/70 vs. Det	
9t	Matt Prater (AZ)	62	9/24/23 vs. Dal	
9t	Matt Prater (AZ)	62	9/19/21 vs. Min	
9t	Harrison Butker (KC)	62	10/16/22 vs. Buf	
9t	Brett Maher (Dal)	62	10/13/19 at NYJ	
9t	Brett Maher (Dal)	62	12/9/18 vs. Phi	
9t	Stephen Gostkowski (NE)	62	11/19/17 at Oak	
9t	Matt Bryant (TB)	62	10/22/06 vs. Phi	




CLUTCH WHEN IT COUNTS

With his 23-yard game-winning FG as time expired vs. Atlanta in Week 10, K Matt Prater *is now 17-of-17 on game winning FG attempts (under two minutes in the 4th Qtr/OT). He is 12-of-12 in regulation and 5-of-5 in OT.*

Prior to the game vs. the Falcons, his last game-winner had come as a member of the Lions when he connected on a 59-yarder as time expired to give Detroit a 30-27 victory vs. Washington in Week 10 of the 2020 season. *Prater's 17 career game-winning FGs:*

Team	Opponent	Yds	Score
AZ	vs. Atlanta (11/12/23)	23	25-23
Det	vs. Washington (11/15/20)	59	30-27
Det	at Arizona (9/27/20)	39	26-23
Det	at Tampa Bay (12/10/17)	46	24-21
Det	at Chicago (11/19/17)	52	27-24
Det	vs. Minnesota (11/24/16)	40	16-13
Det	vs. Los Angeles Rams (10/16/16)	34	31-28
Det	vs. Philadelphia (10/9/16)	29	24-23
Det	at Indianapolis (9/11/16)	43	39-35
Det	vs. Chicago (10/18/15)	27	37-34
Det	at Atlanta (10/26/14)	48	22-21
Den	at Dallas (10/6/13)	28	51-48
Den	vs. Chicago (12/11/11)	51	13-10
Den	at Minnesota (12/4/11)	23	35-32
Den	at San Diego (11/27/11)	37	16-13
Den	at Miami (10/23/11)	52	18-15
Den	vs. New England (10/11/09)	41	20-17



NFL'S ACTIVE SCORING LEADER

After connecting on all three of his FG attempts and his one PAT in Week 3 vs. the Cowboys, K Matt Prater surpassed 1,700 points for his career. He is currently the NFL's active leader in career points (1,742).

Active NFL Leaders - Career Points	Rnk	Player (Team)	Points
1	Matt Prater (AZ)	1,742	
2	Justin Tucker (Bal)	1,600	
3	Nick Folk (Ten)	1,600	
4	Graham Gano (NYG)	1,356	
5	Greg Zuerlein (NYJ)	1,322	



After scoring 13 points in Week 10 vs. Atlanta (4-of-4 on FGAs, 1 PAT), Prater passed Norm Johnson (1,736) for 16th place on the NFL's all-time scoring list.

NFL Record - Career Points (All-Time)

Rnk	Player (Years)	Points	FGs
1	Adam Vinatieri (1996-2019)	2,673	599
2	Morten Anderson (1982-2007)	2,544	565
3	Gary Anderson (1982-2004)	2,434	538
4	Jason Hanson (1992-2012)	2,150	495
5	John Carney (1988-2010)	2,062	478
6	Matt Stover (1991-2009)	2,004	471
7	George Blanda (1949-75)	2,002	335
8	Jason Elam (1993-2009)	1,983	436
9	John Kasay (1991-2011)	1,970	461
10	Robbie Gould (2005-22)	1,961	447
11	Mason Crosby (2007-22)	1,918	395
12	Sebastian Janikowski (2000-18)	1,913	436
13	Stephen Gostkowski (2006-20)	1,875	392
14	Phil Dawson (1999-2018)	1,847	441
15	Matt Bryant (2002-19)	1,758	397
16	Matt Prater (2007-)	1,742	392
17	Norm Johnson (1982-99)	1,736	366



QUARTERBACKS

Kyler Murray – Won the 2018 Heisman Trophy, selected ninth overall in the 2018 MLB Draft and first overall in the 2019 NFL Draft, earned 2019 AP NFL Offensive Rookie of the Year, is a two-time Pro Bowler and four-time team captain.

Clayton Tune – Scored his first career TD, a one-yard run, in Week 10 vs. Atlanta. Made his first NFL start in Week 9 at Cleveland. Arizona's fifth-round (139th overall) draft choice out of Houston. Played 47 games and completed 956-of-1,497 passes for 11,994 yards and 104 TDs with the Cougars.

RUNNING BACKS

Michael Carter – Claimed off waivers by Arizona from the Jets on 11/15/23. Three-year NFL veteran who has totaled 1,794 career scrimmage yards (1,098 rushing and 686 receiving).

James Conner – Two-time Pro Bowler (2018, 2021) who signed with Arizona in 2021 after four seasons (2017-20) with Pittsburgh. Has scored 28 TDs in 36 games with the Cardinals.

Emari Demercado – Led the team with 78 rushing yards in Week 8 vs. Baltimore and 58 rushing yards in Week 7 at Seattle. Has the third-most rushing yards (210) among undrafted rookies this season. Had 338 career carries for 1,615 yards and 10 TDs during his career at TCU.

TIGHT ENDS

Elijah Higgins – Claimed off waivers from Miami on 8/30/23. Has appeared in each of the last six games on offense and special teams. Had a 26-yard catch in his first NFL start last week vs. LAR. Played WR at Stanford and led the team in receptions (59) and receiving yards (704) in 2022.

Trey McBride – Had 131 receiving yards in Week 10 vs. the Falcons, the most by a Cardinals TE since 1970. Set a single-game franchise record for TEs with 10 receptions in Week 8 against Baltimore. Originally a second-round draft pick by Arizona in 2022 out of Colorado State.

Geoff Swaim – Signed with AZ on 7/25/23. A nine-year NFL veteran who has played 98 career games (63 starts) with the Cowboys (2015-18), Jaguars (2019), Titans (2020-22) and Cardinals (2023). Has 107 career receptions for 810 yards.

Blake Whiteheart – Made NFL debut in Week 11 at Hou. Signed with AZ as an undrafted rookie free agent out of Wake Forest where he spent five years (2018-22) and appeared in 50 games with 44 receptions for 541 yards and six TDs.

WIDE RECEIVERS

Andre Baccellia – Originally an undrafted rookie free agent with KC in 2020, has played his 12 career games with the Cardinals in 2022-23 and posted seven catches for 45 yards.

Marquise Brown – Acquired by Arizona from the Ravens in a draft-day trade in 2022. Leads the team in receptions (51), receiving yards (574) and TD catches (four) in 2023. Has caught 28 TD passes in his career, only two 2019 draft picks have more TD catches (A.J. Brown - 42, DK Metcalf - 38).

Greg Dortch – Scored his first TD of the season, a six-yard catch, last week vs. LAR. Set season highs with six receptions for 76 yards in Week 11 in Houston. Had a career-long 49-yard punt return in Week 10 vs. Atlanta, the longest by a Cardinal since 2014. Joined Arizona as a free agent in 2021.

Rondale Moore – Has 156 rushing yards this season and 227 in his career, both of which are the second-most by a WR in franchise history. Originally a second-round pick (49th overall) by Arizona in 2021 out of Purdue.

Zach Pascal – Has 169 receptions for 2,047 yards and 16 TDs over 91 games played (47 starts) with Indianapolis (2018-21), Philadelphia (2022) and Arizona (2023).

Michael Wilson – Had seven catches for 76 yards and two TDs in Week 4 at SF becoming just the third Cardinals rookie in the last 20 years to have multiple TD catches in a game. His 15.5 yards per catch are the most among rookies. Selected by AZ in the third round in 2023 out of Stanford.

OFFENSIVE LINE

Kelvin Beachum – Selected by Pittsburgh in the seventh round (248th overall) in 2012 and has started 148 of 158 games played with the Steelers (2012-15), Jaguars (2016), Jets (2017-19) and Cardinals (2020-23). Only player to start every game on offense for Arizona in 2022.

Trystan Colon – Claimed off waivers by Arizona from the Jets on 8/30/23. Made his Cardinals debut 11 days later at Washington. Has appeared in nine games (two starts) this season. Spent first three NFL seasons with Baltimore (2020-22) where he appeared in 20 games (four starts).

Dennis Daley – Joined the Cardinals as a free agent after four seasons with the Panthers (2019-21) and Titans (2022). Helped pave the way for Derrick Henry to rush for 1,538 yards in 2022, the second-most in the NFL. Made his first start with Arizona in Week 9 at Cleveland.

Hjalte Froholdt – Part of an offensive line that did not allow a sack in Week 2 against the Giants. Has started every game at C in 2023. Has appeared in 43 games (18 starts) in five seasons with NE (2019-20), Cleveland (2021-22) and Arizona (2023). Native of Denmark.

Will Hernandez – Part of an offensive line that blocked for 222 yards in Week 3 vs. Dal, the most by the team in a single game since 2020. A second-round pick by the Giants in 2018, signed with Arizona as a free agent in the 2022 offseason. Has started all 25 games he has appeared in at RG for AZ.

D.J. Humphries – Cardinals first-round pick (24th overall) in 2015 out of Florida, has started all 94 NFL games played, including all 84 at LT since 2016. Longest tenured Cardinal.

Keith Ismael – Joined Arizona via waivers on 8/30/23. Appeared in 18 games (five starts) over his first two seasons in the NFL (2020-21) with Washington before spending the 2022 season on the 49ers practice squad. Made his AZ debut in Week 2 vs. NYG. Has seen action in eight games in 2023.

Paris Johnson Jr. – Cardinals first-round pick (6th overall) in 2023 out of Ohio State. Appeared in 31 games (26 starts) for OSU and earned unanimous first-team All-American honors as a junior in 2022. His father, Paris Sr., was a fifth-round pick by AZ in 1999. Has started at RT in every game in 2023.

Carter O'Donnell – Has started the last three games at RG. Claimed off of waivers on 9/4/23 after three seasons (2020-22) with the Colts. Native of Red Deer, Alberta.

SPECIALISTS

Aaron Brewer – Has played 110 games with AZ, the most of any active Cardinal. Entered the league with the Broncos as a rookie free agent and has played 174 regular season and nine playoff games with Denver (2012-15) and Arizona (2016-23).

Blake Gillikin – Signed with Arizona on 10/3/23 following two seasons with the Saints (2021-22). Successfully ran for a 10-yard first down on a fake punt last week vs. the Rams. Has 35 punts for 1,751 yards (50.0 avg.) in 2023. His 50.0 average is the fifth highest in the NFL (min. 35 punts).

Matt Prater – Two-time Pro Bowler (2013, 2016) and active NFL leader in career points (1,742). Holds the NFL record for FGs of 50+ yards (77). Joined Arizona in 2021 after 14 seasons with the Lions, Broncos and Falcons. Ranks 16th all-time in NFL history in career points and tied for 14th in career FGs (392).

DEFENSIVE LINE

Jonathan Ledbetter – Originally signed with Miami as a rookie free agent in 2019, has played in 25 games (13 starts) with the Dolphins (2019-20) and Cardinals (2021-23). Has started every game he has appeared in this season and established career highs in tackles (37) and sacks (1.5).

Roy Lopez – Made his first start with Arizona last week vs. the Rams. Has 27 tackles (one for loss) in nine games since signing with the team on 9/23/23. Tempe, AZ native who spent his first two seasons (2021-22) with the Texans after being selected by Houston in the sixth round in 2021.

Dante Stills – Has 2.5 sacks in the last five games - 1.5 sacks of QB Lamar Jackson in Week 8 vs. Baltimore and a 10-yard sack of QB C.J. Stroud last week in Houston. Cards sixth-round pick in 2023 out of West Virginia. WVU's all-time leader in TFLs (52.5) and a four-time All-Big 12 honoree. Is the fourth member of his family to play in the NFL.

Kevin Strong – Five-year NFL veteran who's appeared in 47 games with Detroit (2019-21), Tennessee (2021-22) and Arizona (2023). Has 2.5 sacks in his last seven games after having just one sack in the first 40 games of his career.

LINEBACKERS

Krys Barnes – Intercepted Texans QB C.J. Stroud and followed up with a 46-yard return last week in Houston. Became just the fourth Cardinals LB with an INT return of 45+ yards since 2000. Began his career as an undrafted free agent with Green Bay in 2020 where he spent three seasons (2020-22) before joining the Cardinals in free agency.

Zaven Collins – Selected by the Cardinals in the first round (16th overall) in 2021 out of Tulsa. Had an INT and a fumble recovery in Week 1, becoming the first Cardinal to do so in a game since 2016. Has 3.5 sacks this season after switching positions to OLB.

Victor Dimukeje – Selected by Arizona in the sixth round (210th overall) in 2021 out of Duke. Has played in all 12 games (four starts) in 2023. After not having a sack in his first two seasons, has 4.0 in 2023.

Dennis Gardeck – Named a Pro Bowl alternate (special teams) in 2019 and 2022. Selected as a team captain each of the last four seasons (2020-23). Signed by Arizona as an undrafted free agent out of Sioux Falls in 2018. Leads the team with 5.0 sacks this season.

Jesse Luketa – Made the first start of his NFL career at FB in Week 5 vs. Cincinnati. Selected by Arizona in the seventh round (256th overall) in 2022 out of Penn State. A native of Ottawa, Ontario, has seen action in 16 games as a Cardinal.

BJ Ojulari – With 1.0 sacks in Week 11 at Houston and 2.0 sacks in Week 10 vs. Atlanta, Ojulari became just the second Cardinals rookie since 2012 to have a sack in back-to-back games. His 4.0 sacks this season are tied for the second most among rookies. Cardinals second-round pick in 2023 out of LSU. Brother is New York Giants LB Azeez Ojulari.

Owen Pappoe – Cardinals fifth-round pick in 2023 out of Auburn. Started 41 games and had 256 tackles in college. Was a two-time captain for the Tigers. Has seen action in 11 games and has five special teams tackles in 2023.

Cameron Thomas – A third-round pick (87th overall) out of San Diego State, played in all 17 games and had 18 tackles and 3.0 sacks as a rookie in 2022. Scored his first career TD when he recovered a QB Sam Howell fumble in Week 1 this season. Brother, Zachary, was drafted by the Bears in 2022.

Ezekiel Turner – Signed with Arizona as an undrafted rookie free agent out of Washington in 2018. Has blocked two punts and notched 53 special teams tackles in 75 career games. Led the team with nine tackles in Week 4 at San Francisco.

Josh Woods – Split a sack of Browns QB Deshaun Watson in Week 9 in Cleveland giving him the first partial sack of his career a week after recording the first FF of his career. Originally entered the NFL as an undrafted free agent with Chicago in 2018. Spent five seasons with Chicago (2019-21) and Detroit (2021-22) before signing with Arizona.

DEFENSIVE BACKS

Budda Baker – Arizona's 2017 second-round pick (36th overall) out of Washington is a five-time Pro Bowler (2017, '19-22), three-time team captain (2020-22) and earned 2020 first-team All-Pro honors. Appeared in his 100th NFL game last Sunday vs. the Rams.

Joey Blount – Signed with the team on 9/18/23 and was promoted to the active roster on 10/3/23. Forced a fumble on special teams in back-to-back games (Weeks 6-7), becoming the first Cardinal in at least the last 20 seasons to do so. Spent his rookie season with Seattle where he signed as an undrafted rookie free agent out of Virginia in 2022.

Andre Chachere – Has appeared in all 12 games (four starts) this season where he's had 20 tackles and two passes defended. San Jose State product who spent the previous two seasons with the Eagles (2021-22).

Kei'Trel Clark – Selected by Arizona in the sixth round (180th overall) in 2023 out of Louisville. Had 10 tackles and two passes defended in Week 3 vs. Dallas joining S Budda Baker as the only Cardinals rookies to have 10+ tackles and two passes defended in a game since at least 1999.

Antonio Hamilton Sr. – Eight-year NFL veteran. Has appeared in 94 games (14 starts) with the Raiders (2016-17), Giants (2018-19), Chiefs (2020) and Cardinals (2021-23). Had the second INT of his career in Week 11 in Houston after intercepting Texans QB C.J. Stroud.

Qwuantrezz Knight – Joined Arizona's active roster on 9/18/23 from San Francisco's practice squad where he spent his rookie season (2022). Finished his college career at UCLA where he earned second-team All-Pac 12 honors in 2021. Has appeared in four games since joining Arizona.

Starling Thomas V – Has appeared in eight games (three starts) in '23. Made four tackles (one for loss) and one pass defended in his first NFL start in Week 7 at Seattle. Signed as an undrafted rookie free agent with Detroit before being claimed off of waivers by Arizona on 8/30/23. Earned first-team All-Conference USA honors as a senior at UAB in 2022.

Jalen Thompson – Selected by Arizona in the fifth-round of the 2019 NFL Supplemental Draft out of Washington State. Had 100+ tackles in each of the last two seasons. Has an INT in each of his last two games. Intercepted Matthew Stafford last week vs. Los Angeles after having an INT and a sack the week before in Houston. He became just the second Cardinals DB to have a sack and an INT in a single game since 2011.

Garrett Williams – Intercepted QB Geno Smith in his NFL debut in Week 7 at Seattle. Selected by Arizona in the third round (72nd overall) in 2023 out of Syracuse. Spent four years with the Orange and appeared in 32 games (28 starts) and registered 152 tackles and 27 passes defended.

Marco Wilson – Selected by Arizona in the fourth-round (136th overall) in 2021 out of Florida. Has started 37-of-40 games played. Had two INTs of Buccaneers QB Tom Brady in Week 16 of 2022. Led the team in INTs (3) and passes defended (10) in 2022.

CARDINALS GAME SUMMARIES



WEEK 1 Arizona Cardinals 16, Washington Commanders 20 64,693 ■ FedExField ■ Sep 10, 2023



Arizona Cardinals	3	10	3	0	—	16
Washington Commanders	7	3	0	10	—	20

The Cardinals traveled to Washington to not only open the 2023 regular season but also usher in a new era in team history. It marked the first game under first-year head coach Jonathan Gannon and general manager Monti Ossenfort as well as the Cardinals debut for 22 players, most notably starting QB Joshua Dobbs in his first game action with the club. Playing at times in both brilliant sunshine and a driving rain, Arizona took advantage of six sacks and three takeaways to claim a 16-10 lead early in the third quarter. However, the Commanders converted two second half fumbles into points and emerged with a 20-16 week 1 victory.

Washington opened the scoring on the game's third series when Sam Howell's 8-yard TD pass to WR Brian Robinson put the hosts up 7-0; the drive was aided by two personal fouls flagged against AZ along with a 37-yard defensive pass interference penalty. The Cards answered with their own scoring drive as Dobbs completions to WRs Hollywood Brown and Rondale Moore covered 29 and 31 yards, respectively and set-up Matt Prater's 28-yard FG. LB Zaven Collins halted the next Commanders' drive with an INT off Howell that set the AZ offense up at the Washington 37. The pick led to another Prater FG, this one from 54 yards that made it 7-6. The ensuing drive saw the Commanders reach the AZ19 before LB Victor Dimukeje forced an Antonio Gibson fumble that Collins recovered to kill the threat. Late in the first half, the Cardinals' third takeaway of the game put points directly on the scoreboard and put AZ up 13-7; LB Dennis Gardeck chased down Howell deep in Washington territory, forcing a fumble that LB Cameron Thomas scooped up at the 2 and took into the end zone with :55 left in the first half. That was enough time for Washington to move into position for a 30-yard Joey Slye FG that cut Arizona's lead to 13-10 on the last play before intermission.

Arizona got the ball first after halftime and Dobbs completed 7 of 9 passes for 50 yards to set up a 37-yard Prater FG that put AZ up 16-10 early in the third. It remained that way until 90 seconds remained in the quarter when the Cards faced a 3rd-n-15 at their own 35. DE Marcus Sweat hit Dobbs as he was throwing, forcing a fumble that the Commanders recovered at the 29. Six plays later, they faced a 3rd-n-goal at the 6 when Howell scrambled for the go-ahead score. With 4:44 to go and down by one, the Cards had the ball at their own 40 but a mishandled center exchange turned it over to the Commanders, who took over at the AZ22 following an unsportsmanlike penalty. Slye's 33-yard FG put Washington up 20-16 with 2:23 to play. The Cards would get no closer as the ensuing drive ended with an incompleteness of 4th down.

SCORING DRIVES

TEAM	QTR	TIME	SCORING PLAY
Commanders	1	04:15	B.Robinson 7 yd. pass from S.Howell (J.Slye kick) (6-91, 3:20)
Cardinals	1	00:53	M.Prater 28 yd. Field Goal (8-64, 3:22)
Cardinals	2	13:26	M.Prater 54 yd. Field Goal (4-1, 1:20)
Cardinals	2	00:55	C.Thomas 2 yd. fumble return (M.Prater kick)
Commanders	2	00:00	J.Slye 30 yd. Field Goal (7-69, 0:55)
Cardinals	3	10:09	M.Prater 37 yd. Field Goal (11-56, 4:51)
Commanders	4	11:48	S.Howell 6 yd. run (J.Slye kick) (7-29, 3:14)
Commanders	4	02:23	J.Slye 33 yd. Field Goal (4-7, 2:15)

Team Statistics

	ARI	WAS
First Downs	13	21
3rd-Down Eff. (Made/Att/Pct)	4/14/29%	4/12/33%
4th-Down Eff. (Made/Att/Pct)	0/1/0%	0/0/0%
Total Net Yards	210	248
Total Plays	58	65
Yards Per Play	3.6	3.8
Rushes/Net Yards	25/96	28/92
Net Passing	114	156
Pass Attempts/Completions	30/21	31/19
Had Intercepted	0	1
Sacked/Yards Lost	3/18	6/46
Punts/Average	5/47.0	6/44.3
Penalties/Yards	9/122	8/70
Fumbles/Lost	3/2	2/2
Possession Time	28:36	31:24

ARIZONA CARDINALS

PASSING	ATT	CP	YDS	SK/YD	TD	LG	INT	RTG
Joshua Dobbs	30	21	132	3/18	0	31	0	78.8
TOTAL	30	21	132	3/18	0	31	0	78.8

RUSHING	ATT	YDS	AVG	LG	TD
James Conner	14	62	4.4	12	0
Marquise Brown	1	29	29.0	29	0
Rondale Moore	2	12	6.0	8	0
Joshua Dobbs	3	-3	-1.0	1	0
Keaontay Ingram	5	-4	-0.8	6	0
TOTAL	25	96	3.8	29	0

RECEIVING	NO	YDS	AVG	LG	TD
Zach Ertz	6	21	3.5	6	0
James Conner	5	8	1.6	11	0
Rondale Moore	3	33	11.0	31	0
Marquise Brown	3	28	9.3	11	0
Trey McBride	2	23	11.5	13	0
Michael Wilson	2	19	9.5	15	0
TOTAL	21	132	6.3	31	0

TOP DEFENSE	TOT	SOLO	AST	SCK	YDS	INT
Kyzir White	9	5	4	0.0	0.0	0
K'Von Wallace	7	3	4	0.0	0.0	0
Marco Wilson	6	5	1	0.0	0.0	0

FIELD GOALS	FGM/FGA	PERCENT	RESULTS
Matt Prater	3-3	100.0	286, 54G, 37G
TOTAL	3-3	100.0	

WASHINGTON COMMANDERS

PASSING	ATT	CP	YDS	SK/YD	TD	LG	INT	RTG
Sam Howell	31	19	202	6/46	1	32	1	77.6
TOTAL	31	19	202	6/46	1	32	1	77.6

RUSHING	ATT	YDS	AVG	LG	TD
Brian Robinson Jr.	19	59	3.1	7	0
Sam Howell	2	11	5.5	6t	1
Antonio Gibson	3	9	3.0	3	0
Chris Rodriguez Jr.	3	7	2.3	3	0
Curtis Samuel	1	6	6.0	6	0
TOTAL	28	92	3.3	7	1

RECEIVING	NO	YDS	AVG	LG	TD
Curtis Samuel	5	54	10.8	32	0
Jahan Dotson	5	40	8.0	14	0
Logan Thomas	4	43	10.8	19	0
Terry McLaurin	2	31	15.5	19	0
Cole Turner	1	17	17.0	17	0
Antonio Gibson	1	10	10.0	10	0
Brian Robinson Jr.	1	7	7.0	7t	1
TOTAL	19	202	10.6	32	1

TOP DEFENSE	TOT	SOLO	AST	SCK	YDS	INT
Kamren Curl	10	6	4	0.0	0.0	0
Jamin Davis	6	4	2	0.0	0.0	0
Kendall Fuller	6	3	3	0.0	0.0	0

FIELD GOALS	FGM/FGA	PERCENT	RESULTS
Joey Slye	2-2	100.0	30G, 33G
TOTAL	2-2	100.0	

CARDINALS GAME SUMMARIES



WEEK 2

New York Giants 31, Arizona Cardinals 28

62,080 ■ State Farm Stadium ■ Sep 17, 2023



New York Giants	0	0	14	17	—	31
Arizona Cardinals	7	13	8	0	—	28

Making their regular season home debut, the Cardinals faced the Giants in week 2 at State Farm Stadium in week 2. It was truly a tale of two halves. Behind QB Josh Dobbs and a tenacious defense down four starters (including all-pro safety Budda Baker), Arizona scored 20 points in the opening two quarters while pitching a first half shutout. However, in quarters 3 & 4, the Giants outscored the hosts 31-8 enroute to a 31-28 comeback victory that evened their record at 1-1 and dropped the Cards to 0-2. RB James Conner finished with 106 rushing yards on 23 carries and a TD for the Cardinals. Dobbs was 21 of 31 for 228 yards through the air with a passing TD and another rushing while playing turnover-free football.

The first half was all Arizona, who not only led 20-0 at intermission but held decisive statistical edges in first downs (16-5), total yards (241-81) and time of possession (19:09-10:51). The only Cards possession that didn't produce points was their first on which a deep Dobbs pass to TE Zach Ertz was just inches from a huge gain down the left sideline and Matt Prater's 55-yard FG try was just wide to the left. But after forcing a 3-n-out, RB James Conner capped a 9-play, 86-yard drive with his 4-yard TD run; one of the biggest plays on it was a 21-yard completion to rookie WR Michael Wilson on 3rd-n-7 from the NY 39. A Dennis Gardeck 3rd down sack of Daniel Jones ended the next Giants possession and was followed by another lengthy AZ scoring drive. This one covered 80 yards in 7 plays and put AZ up 10-0 on the first play of the 2nd quarter when Dobbs scrambled 23 yards and bowled over a Giants defender to reach the end zone. The run was a career-long for Dobbs as well as his first career rushing TD. The ensuing Giants series reached the AZ36 but on 2nd-n-8 from there, Jones' pass attempt deflected off the hands of RB Saquon Barkley and was picked off by FS Jalen Thompson. His 35-yard return took it to the NY 34 and led to a 44-yard Prater FG that made it 20-0 with 1:09 remaining in the 2nd quarter. The Giants tried for points before intermission but a Zaven Collins sack effectively ended the half.

The New York turnaround began on the 3rd quarter's first play from scrimmage when a deep Jones completion to WR Jalin Hyatt covered 58 yards to the AZ17. Two plays later, Jones kept around the left end and scored from 14 yards out. Arizona counterpunched immediately with a 22-yard Conner run on the drive's first play. In all on the drive, Conner ran for 53 of its 75 yards and Dobbs ended it with his 3-yard TD pass to WR Hollywood Brown; a Dobbs run for a 2-point conversion made it 28-7 with 13:43 left in the third quarter. However, the Giants would storm back with consecutive TD drives of 75 and 80 yards, respectively. The first ended on a 1-yard Barkley TD run and he capped the second with his 9-yard catch of a Jones pass that trimmed Arizona's lead to 28-21 midway through the fourth. Following a 3-n-out by the Cards' offense, NY moved 64 yards in 6 plays and tied the game on a Jones TD pass of 11 yards to WR Isaiah Hodgins. Now tied at 28 with 4:25 remaining, the Giants again forced an Arizona punt. The ensuing drive started at their own 28 but moved to the AZ20 in 4 plays, setting up a 34-yard Graham Gano FG with 0:19 left that proved to be the game winner.

SCORING DRIVES

TEAM	QTR	TIME	SCORING PLAY
Cardinals	1	06:11	J.Conner 4 yd. run (M.Prater kick) (9-86, 4:41)
Cardinals	2	14:51	J.Dobbs 23 yd. run (M.Prater kick) (7-80, 3:27)
Cardinals	2	08:43	M.Prater 37 yd. Field Goal (9-54, 5:02)
Cardinals	2	01:09	M.Prater 44 yd. Field Goal (6-8, 3:11)
Giants	3	13:43	D.Jones 14 yd. run (G.Gano kick) (3-75, 1:17)
Cardinals	3	09:34	M.Brown 3 yd. pass from J.Dobbs (J.Dobbs run) (8-75, 4:09)
Giants	3	03:27	S.Barkley 1 yd. run (G.Gano kick) (12-75, 6:07)
Giants	4	08:51	S.Barkley 9 yd. pass from D.Jones (G.Gano kick) (13-80, 5:50)
Giants	4	04:25	I.Hodgins 11 yd. pass from D.Jones (G.Gano kick) (6-64, 3:06)
Giants	4	00:19	G.Gano 34 yd. Field Goal (8-56, 2:12)

Team Statistics

	NYG	ARI
First Downs	26	24
3rd-Down Eff. (Made/Att/Pct)	7/12/58%	4/10/40%
4th-Down Eff. (Made/Att/Pct)	1/1/100%	0/0/0%
Total Net Yards	439	379
Total Plays	67	60
Yards Per Play	6.6	6.3
Rushes/Net Yards	27/127	29/151
Net Passing	312	228
Pass Attempts/Completions	37/28	31/21
Had Intercepted	1	0
Sacked/Yards Lost	3/9	0/0
Punts/Average	3/37.0	3/48.7
Penalties/Yards	9/75	8/57
Fumbles/Lost	0/0	0/0
Possession Time	29:23	30:37

Giants Cardinals

NEW YORK GIANTS

PASSING	ATT	CP	YDS	SK/YD	TD	LG	INT	RTG
Daniel Jones	37	26	321	3/9	2	58	1	103.5
TOTAL	37	26	321	3/9	2	58	1	103.5

RUSHING	ATT	YDS	AVG	LG	TD
Saquon Barkley	17	63	3.7	16	1
Daniel Jones	9	59	6.6	15	1
Matt Breida	1	5	5.0	5	0
TOTAL	27	127	4.7	16	2

RECEIVING	NO	YDS	AVG	LG	TD
Darren Waller	6	76	12.7	25	0
Saquon Barkley	6	29	4.8	10	1
Isaiah Hodgins	4	40	10.0	12	1
Parris Campbell	4	21	5.3	9	0
Darius Slayton	3	62	20.7	29	0
Jalin Hyatt	2	89	44.5	58	0
Sterling Shepard	1	4	4.0	4	0
TOTAL	26	321	12.3	58	2

TOP DEFENSE	TOT	SOLO	AST	SCK	YDS	INT
Jason Pinnock	13	10	3	0.0	0.0	0
Bobby Okereke	8	5	3	0.0	0.0	0
Xavier McKinney	7	6	1	0.0	0.0	0

FIELD GOALS	FGM/FGA	PERCENT	RESULTS
Graham Gano	1-1	100.0	34G
TOTAL	1-1	100.0	

ARIZONA CARDINALS

PASSING	ATT	CP	YDS	SK/YD	TD	LG	INT	RTG
Joshua Dobbs	31	21	228	0/0	1	23	0	99.9
TOTAL	31	21	228	0/0	1	23	0	99.9

RUSHING	ATT	YDS	AVG	LG	TD
James Conner	23	106	4.6	22	1
Joshua Dobbs	3	41	13.7	23t	1
Keaontay Ingram	2	6	3.0	5	0
Emari Demercado	1	-2	-2.0	-2	0
TOTAL	29	151	5.2	23T	2

RECEIVING	NO	YDS	AVG	LG	TD
Zach Ertz	6	56	9.3	17	0
Marquise Brown	6	54	9.0	22	1
Michael Wilson	3	56	18.7	21	0
Trey McBride	2	32	16.0	23	0
Emari Demercado	2	7	3.5	4	0
Rondale Moore	1	14	14.0	14	0
Zach Pascal	1	9	9.0	9	0
TOTAL	21	228	10.9	23	1

TOP DEFENSE	TOT	SOLO	AST	SCK	YDS	INT
K'Von Wallace	8	5	3	0.0	0.0	0
Kryss Barnes	7	6	1	0.0	0.0	0
Jalen Thompson	7	5	2	0.0	0.0	1

FIELD GOALS	FGM/FGA	PERCENT	RESULTS
Matt Prater	2-3	66.7	55WL, 37G, 44G
TOTAL	2-3	66.0	

CARDINALS GAME SUMMARIES



WEEK 3

Dallas Cowboys 16, Arizona Cardinals 28

62,915 ■ State Farm Stadium ■ Sep 24, 2023



Dallas Cowboys	3	7	3	3	—	16
Arizona Cardinals	9	12	0	7	—	28

The Cardinals entered week 3 looking for their first win of the season. Standing in their way was a 2-0 Dallas team that had won its first two games by 60 combined points (40-0 and 30-10), boasted the league's #1 defense, had not committed a turnover and led the NFL in takeaways. But like they had in the season's first two games, Arizona would find itself with a double-digit lead in the second half. This time the Cardinals would not relinquish it. Led by QB Josh Dobbs, the Cardinals offense scored on all five of its first half possessions and finished the day with 400 yards of offense including 222 on the ground. RB James Conner accounted for 116 yards from scrimmage, including 98 on 14 rushes with a TD run. The defense allowed just one TD and three FGs and came up with a huge late takeaway to seal the 28-16 victory. It marked Arizona's first win under the leadership of new GM Monti Ossefort and head coach Jonathan Gannon as well as the first career win as a starter for Dobbs.

Arizona got the ball first and on the game's second play, Dobbs kept it around the left end on a designed run, gaining 44 yards to the Dallas 29. That rush set-up a 39-yard Matt Prater FG that gave the Cards an early 3-0 lead and marked the first time the Cowboys trailed all season. After a Dallas 3-n-out, Arizona moved 82 yards in 7 plays and Conner ran it in from 5 yards out; a Cowboys penalty on the PAT try resulted in the Cards going for 2 but the run failed and the AZ lead was 9-0. Brandon Aubrey's 49-yard FG on the ensuing Cowboys drive made it 9-3 early in the opening quarter. Arizona then moved 30 yards to the Dallas 45 before hitting on another explosive play. This time WR Rondale Moore lined up in the backfield and took an inside handoff before rocketing down the middle of the field for a 45-yard TD run. Trailing 15-3, Dallas answered with 5:32 remaining in the 2nd quarter when RB Rico Dowdell scored on a 15-yard screen pass from Dak Prescott. But with 1:28 left in the half, Prater's 43-yard FG capped a 10-play, 50-yard drive that put AZ up 18-10. After the Cardinals defense forced a Dallas punt, AZ took over at its own 31 with :21 left and two timeouts. Dobbs quickly moved the Cards to the DAL44 in 4 plays and as the half expired, Prater tied his own franchise record with a 62-yard FG. The line-drive boot put Arizona up 21-10 at intermission.

Dallas opened the third quarter by driving to the AZ8 before the Cardinals defense forced them to settle for a 27-yard Aubrey FG. It was the first of four straight second half possessions that saw Dallas advance inside the Arizona 10 but they resulted in just six total points (two field goals, turnover on downs and an INT). The following Dallas drive reached the 4 but on 4th-n-3 from there, the Cards forced an incomplection to halt the threat. The Cowboys then advanced to the Arizona 8 but no further and Aubrey's 26-yard FG cut the Cardinals lead to five (21-16) with 9:33 remaining in the 4th quarter. On the very next play from scrimmage, however, Dobbs found rookie WR Michael Wilson wide open downfield and that 69-yard catch-n-run quickly set the offense up at the Dallas 7. Two plays later, Hollywood Brown hauled in a 2-yard TD pass from Dobbs on 3rd-n-goal and the Cards were up 28-16 with 7:22 left. The Cowboys responded by moving to Arizona 5 but Prescott's 3rd-n-goal pass into the middle of the end zone was intercepted by LB Kyzir White. The turnover was Dallas' first of the season and gave the ball back to the Arizona's offense with 3:00 to go. Three Conner runs and a pair of Dobbs QB keepers allowed Arizona to run out the remaining time and secure the upset win.

SCORING DRIVES

TEAM	QTR	TIME	SCORING PLAY	DAL	ARI
Cardinals	1	12:31	M.Prater 39 yd. Field Goal (6-54, 2:29)	0	3
Cardinals	1	06:12	J.Conner 5 yd. run (run failed) (7-82, 3:49)	0	9
Cowboys	1	01:48	B.Aubrey 49 yd. Field Goal (10-44, 4:24)	3	9
Cardinals	2	12:31	R.Moore 45 yd. run (pass failed) (7-75, 4:17)	3	15
Cowboys	2	05:32	R.Dowdle 15 yd. pass from D.Prescott (B.Aubrey kick) (13-75, 6:59)	10	15
Cardinals	2	01:28	M.Prater 43 yd. Field Goal (10-50, 4:04)	10	18
Cardinals	2	00:00	M.Prater 62 yd. Field Goal (5-27, 0:25)	10	21
Cowboys	3	09:27	B.Aubrey 27 yd. Field Goal (13-67, 5:33)	13	21
Cowboys	4	09:33	B.Aubrey 26 yd. Field Goal (12-56, 5:20)	16	21
Cardinals	4	07:22	M.Brown 2 yd. pass from J.Dobbs (M.Prater kick) (4-76, 2:11)	16	28

Team Statistics

	Cowboys	Cardinals
First Downs	26	20
3rd-Down Eff. (Made/Att/Pct)	9/16/56%	5/10/50%
4th-Down Eff. (Made/Att/Pct)	0/1/0%	0/0/0%
Total Net Yards	416	400
Total Plays	75	53
Yards Per Play	5.5	7.5
Rushes/Net Yards	33/185	30/222
Net Passing	231	178
Pass Attempts/Completions	40/25	21/17
Had Intercepted	1	0
Sacked/Yards Lost	2/18	2/11
Punts/Average	2/51.0	2/47.0
Penalties/Yards	13/107	8/69
Fumbles/Lost	0/0	0/0
Possession Time	34:33	25:27

DALLAS COWBOYS

PASSING	ATT	CP	YDS	SK/YD	TD	LG	INT	RTG
Dak Prescott	40	25	249	2/18	1	32	1	78.0
TOTAL	40	25	249	2/18	1	32	1	78.0

RUSHING	ATT	YDS	AVG	LG	TD
Tony Pollard	23	122	5.3	31	0
Dak Prescott	3	24	8.0	13	0
Rico Dowdle	4	21	5.3	10	0
CeeDee Lamb	2	9	4.5	9	0
Hunter Luepke	1	9	9.0	9	0
TOTAL	33	185	5.6	31	0

RECEIVING	NO	YDS	AVG	LG	TD
Michael Gallup	6	92	15.3	27	0
Jake Ferguson	5	48	9.6	12	0
CeeDee Lamb	4	53	13.3	32	0
Rico Dowdle	3	25	8.3	15t	1
Tony Pollard	3	-1	-0.3	2	0
Brandin Cooks	2	17	8.5	12	0
Hunter Luepke	1	12	12.0	12	0
Peyton Hendershot	1	3	3.0	3	0
TOTAL	25	249	10.0	32	1

TOP DEFENSE	TOT	SOLO	AST	SCK	YDS	INT
Damone Clark	9	6	3	0.0	0.0	0
Jayron Kearse	6	6	0	0.0	0.0	0
DaRon Bland	6	5	1	0.0	0.0	0

FIELD GOALS	FGM/FGA	PERCENT	RESULTS
Brandon Aubrey	3-3	100.0	49G, 27G, 26G
TOTAL	3-3	100.0	

ARIZONA CARDINALS

PASSING	ATT	CP	YDS	SK/YD	TD	LG	INT	RTG
Joshua Dobbs	21	17	189	2/11	1	69	0	120.0
TOTAL	21	17	189	2/11	1	69	0	120.0

RUSHING	ATT	YDS	AVG	LG	TD
James Conner	14	98	7.0	26	1
Joshua Dobbs	6	55	9.2	44	0
Rondale Moore	3	54	18.0	45t	1
Keaontay Ingram	5	13	2.6	8	0
Emari Demercado	2	2	1.0	2	0
TOTAL	30	222	7.4	45T	2

RECEIVING	NO	YDS	AVG	LG	TD
Marquise Brown	5	61	12.2	23	1
Rondale Moore	4	8	2.0	8	0
Michael Wilson	2	86	43.0	69	0
James Conner	2	18	9.0	10	0
Zach Ertz	2	6	3.0	5	0
Keaontay Ingram	1	8	8.0	8	0
Trey McBride	1	2	2.0	2	0
TOTAL	17	189	11.1	69	1

TOP DEFENSE	TOT	SOLO	AST	SCK	YDS	INT
Kyzir White	14	8	6	0.0	0.0	1
Kei'Trel Clark	10	8	2	0.0	0.0	0
Jalen Thompson	8	5	3	0.0	0.0	0

FIELD GOALS	FGM/FGA	PERCENT	RESULTS
Matt Prater	3-3	100.0	39G, 43G, 62G
TOTAL	3-3	100.0	

CARDINALS GAME SUMMARIES



WEEK 4

Arizona Cardinals 16, San Francisco 49ers 35
71,521 ■ Levi's Stadium ■ Oct 1, 2023



Arizona Cardinals	0	10	6	0	—	16
San Francisco 49ers	7	14	0	14	—	35

On a sunny week 4 afternoon in the Bay Area, the Cardinals faced an undefeated Niners team that was averaging 30 points a game on offense and allowing just 14 on defense. The hosts jumped out early and took a 21-3 lead with 5:22 to play in the second quarter. Arizona would battle back to trim the deficit to 5 at 21-16 late in the third quarter but would pull no closer. The 49ers held just a 33-yard advantage in total net yards (395 to 362), 19 yards in net rushing (124 to 105) and 14 yards in net passing (271 to 257). But San Francisco RB Christian McCaffrey scored four TDs (three on the ground) while QB Brock Purdy completed 20 of 21 passes and recorded both a passing and rushing touchdown. It added up to a 35-16 Niners win that was their 14th consecutive in the regular season. Arizona was led by QB Joshua Dobbs who passed for 265 yards with two TDs and no interceptions. Rookie WR Michael Wilson finished with 76 yards on 7 catches and recorded his first two career TD receptions.

San Francisco claimed a 14-0 lead with McCaffrey TDs on its first two possessions. The first was a 1-yard run that capped an 8-play, 62-yard drive; the other drive went 75 yards in 9 plays and McCaffrey ended by hauling in a backwards pass from Purdy and taking it 18 yards to the end zone. Arizona would draw to within 14-3 when its next drive ended with Matt Prater's 38-yard FG; the key play was Dobbs' 8-yard first down run when the Cards went for it on 4th-n-7 at their own 45. The next series saw San Fran WR Brandon Aiyuk haul in a 42-yard pass between two defenders and that set-up a 6-yard Purdy-to-McCaffrey TD pass that made it 21-3. Just before the half, the Cards moved 87 yards in 13 plays and pulled to within 21-10 when Dobbs and Wilson connected on a 16-yard TD pass with 0:23 left in the second quarter. The drive included another key 4th down conversion, this one on a fake punt on 4th-n-2 at the AZ21 when up-man Ezekiel Turner took a direct snap and picked up the first down.

After forcing a 49ers punt on the opening drive of the third quarter, the Cards took over inside their own 1-yard line. But Dobbs completed 4 of 4 passes for 61 yards and ran twice for 10 yards and capped the 99-yard drive with another TD pass to Wilson, this one from 8 yards away. After the two-point try was unsuccessful, San Fran's lead was just 5 with 4:12 to go in the third. The Niners would produce long TD drives on their next two possessions that combined to chew more than 12 minutes off the clock. Arizona's two fourth quarter drives would penetrate 49ers territory but neither produced points and the Cards fell by a final score of 35-16.

SCORING DRIVES

TEAM	QTR	TIME	SCORING PLAY	ARI	SF
49ers	1	09:07	C.McCaffrey 1 yd. run (J.Moody kick) (8-62, 4:16)	0	7
49ers	2	14:14	C.McCaffrey 18 yd. run (J.Moody kick) (9-75, 5:09)	0	14
Cardinals	2	08:14	M.Prater 38 yd. Field Goal (13-40, 6:00)	3	14
49ers	2	05:22	C.McCaffrey 6 yd. pass from B.Purdy (J.Moody kick) (5-75, 2:52)	3	21
Cardinals	2	00:23	Mi.Wilson 16 yd. pass from J.Dobbs (M.Prater kick) (13-87, 4:59)	10	21
Cardinals	3	04:12	Mi.Wilson 8 yd. pass from J.Dobbs (run failed) (11-99, 6:25)	16	21
49ers	4	14:22	C.McCaffrey 2 yd. run (J.Moody kick) (8-75, 4:50)	16	28
49ers	4	01:59	B.Purdy 1 yd. run (J.Moody kick) (14-77, 7:14)	16	34

Team Statistics

	Cardinals	49ers
First Downs	23	30
3rd-Down Eff. (Made/Att/Pct)	8/15/53%	3/5/60%
4th-Down Eff. (Made/Att/Pct)	2/3/67%	1/1/100%
Total Net Yards	362	395
Total Plays	67	53
Yards Per Play	5.4	7.5
Rushes/Net Yards	25/105	31/124
Net Passing	257	271
Pass Attempts/Completions	41/28	21/20
Had Intercepted	0	0
Sacked/Yards Lost	1/8	1/12
Punts/Average	3/39.0	1/45.0
Penalties/Yards	9/55	4/21
Fumbles/Lost	1/0	0/0
Possession Time	30:46	29:14

ARIZONA CARDINALS

PASSING	ATT	CP	YDS	SK/YD	TD	LG	INT	RTG
Joshua Dobbs	41	28	265	1/8	2	41	0	102.2
TOTAL	41	28	265	1/8	2	41	0	102.2

RUSHING	ATT	YDS	AVG	LG	TD
James Conner	11	52	4.7	11	0
Joshua Dobbs	12	48	4.0	12	0
Emari Demercado	1	3	3.0	3	0
Ezekiel Turner	1	2	2.0	2	0
TOTAL	25	105	4.2	12	0

RECEIVING	NO	YDS	AVG	LG	TD
Marquise Brown	7	96	13.7	41	0
Michael Wilson	7	76	10.9	33	2
Zach Ertz	6	53	8.8	15	0
Emari Demercado	3	21	7.0	13	0
Zach Pascal	3	10	3.3	9	0
Trey McBride	1	5	5.0	5	0
James Conner	1	4	4.0	4	0
TOTAL	28	265	9.5	41	2

TOP DEFENSE	TOT	SOLO	AST	SCK	YDS	INT
Ezekiel Turner	9	4	5	0.0	0.0	0
K'Von Wallace	8	4	4	0.0	0.0	0
Kyzir White	7	3	4	0.0	0.0	0

FIELD GOALS	FGM/FGA	PERCENT	RESULTS
Matt Prater	1-1	100.0	38G
TOTAL	1-1	100.0	

SAN FRANCISCO 49ERS

PASSING	ATT	CP	YDS	SK/YD	TD	LG	INT	RTG
Brock Purdy	21	20	283	1/12	1	42	0	134.6
TOTAL	21	20	283	1/12	1	42	0	134.6

RUSHING	ATT	YDS	AVG	LG	TD
Christian McCaffrey	20	106	5.3	18t	3
Jordan Mason	3	10	3.3	4	0
Deebo Samuel	3	6	2.0	5	0
Kyle Juszczyk	2	3	1.5	3	0
Brock Purdy	2	0	0.0	1t	1
Sam Darnold	1	-1	-1.0	-1	0
TOTAL	31	124	4.0	18T	4

RECEIVING	NO	YDS	AVG	LG	TD
Christian McCaffrey	7	71	10.1	13	1
Brandon Aiyuk	6	148	24.7	42	0
Ray-Ray McCloud III	2	22	11.0	14	0
Jordan Mason	1	13	13.0	13	0
George Kittle	1	9	9.0	9	0
Willie Snead IV	1	9	9.0	9	0
Ronnie Bell	1	7	7.0	7	0
Kyle Juszczyk	1	4	4.0	4	0
TOTAL	20	283	14.2	42	1

TOP DEFENSE	TOT	SOLO	AST	SCK	YDS	INT
Dre Greenlaw	10	8	2	0.0	0.0	0
Fred Warner	10	8	2	0.0	0.0	0
Talanoa Hufanga	5	4	1	0.0	0.0	0

CARDINALS GAME SUMMARIES



WEEK 5

Cincinnati Bengals 34, Arizona Cardinals 20
62,651 ■ **State Farm Stadium** ■ **Oct 8, 2023**



Cincinnati Bengals	10	7	7	10	—	34
Arizona Cardinals	0	14	6	0	—	20

In week 6, the Bengals made just their second-ever visit to State Farm Stadium, facing the Cardinals in a match-up of 1-3 teams. The visitors jumped out to an early 10-0 advantage before Arizona stormed back to lead 14-10 midway through the second. But a huge momentum swing took place late in the second quarter and early in the third. Cincy took advantage of 3 takeaways to outscore AZ 24-6 the rest of the way to earn a 34-20 victory. The Bengals were led by their two best offensive players as WR Ja'Marr Chase had 15 catches for 192 yards and three TDs on passes from QB Joe Burrow who completed 36 of 46 attempts for 317 yards. A Cardinals team that had already been hit hard by injuries suffered two more key ones in the second quarter when both RB James Conner (knee) and S Jalen Thompson (hamstring) exited and did not return.

The Bengals opened the scoring and took a 10-0 lead after their first two offensive possessions. On the first, Burrow completed 7 of 7 passes for 56 yards and ended it when he found Chase in the back of the end zone on 3rd-n-goal from the 2. Cincy's next drive started at the AZ48 after a 28-yard Trenton Irwin punt return. It would advance to the AZ7 and the Bengals had it 1st-n-goal from there. But after a pair of stops, DL Kevin Strong sacked Burrow for a 15-yard loss on 3rd-n-goal and Evan McPherson's 40-yard FG put Cincinnati up 10-0 late in the first. Cards QB Josh Dobbs then led the Cardinals 75 yards in 9 plays on the ensuing drive and pulled AZ to within 10-7 when he dropped a perfect pass right into the arms of WR Marquise Brown for a 25-yard TD down the right sideline. On that series, Dobbs was 4 for 5 for 67 yards and the only incompletion was an athletic throwaway to avoid a sack. Arizona's defense forced a 3-n-out on the next series when DL Dante Stills sacked Burrow on 3rd down. Greg Dortch's 16-yard punt return and an unnecessary roughness penalty allowed the Cards to start the next drive at the CIN49. On its 2nd play, Conner was initially bottled up before spinning out of trouble, reversing field and picking up 35 yards to the Bengals 14; unfortunately he injured his knee on the play and did not return. That Conner run set up a 2-yard Dobbs TD pass to TE Zach Ertz that put AZ up 14-10 with 8:28 to go in the 2nd quarter. With two minutes to play before halftime the teams traded huge momentum shifts. First, Burrow had moved his offense inside the AZ5 before the Cards turned Cincy away on both 3rd and 4th down Joe Mixon runs from the 1 thanks to tackles by CB Antonio Hamilton and S K'Von Wallace, respectively. But two plays later, Dobbs threw his first INT of the year (after a franchise record 137 attempts without one) when CB Cam Taylor-Britt snagged the ball at the 11 and returned it for a TD that put the Bengals up 17-14 at halftime.

On the second half's third play from scrimmage, Burrow went deep to Chase and hit him with a 63-yard scoring pass that made it 24-15 just 81 seconds into the 3rd quarter. Midway through the stanza, the Cards moved 75 yards in 11 plays on a TD drive; its final 3 plays were runs by undrafted rookie RB Emari Demarcado - subbing for Conner - that covered 8, 9 and 11 yards, the last of which he took into the end zone for his first career TD. That cut the Cincy lead to 24-20 after the PAT kick failed. On the next drive, the Bengals reached the AZ45 and faced a 3rd-n-7 from there when Wallace intercepted Burrow to get the ball back for the Cardinals offense. On the next play from scrimmage, WR Rondale Moore took a direct snap and raced 41 yards around the left end for a 41-yard gain to the CIN25. Three plays later, AZ went for it on 4th-n-1 at the 16 but were turned away when Dobbs was stopped on a designed run. From there, Cincy moved 83 yards in 15 plays and went up 31-20 when Burrow connected with Chase on their 3rd TD of the game, a 3-yarder in the back of the end zone. On the next play from scrimmage, the Bengals sacked Dobbs forcing a fumble that they recovered at the AZ28. That set-up McPherson's 40-yard FG that provided the game's final points.

SCORING DRIVES

TEAM	QTR	TIME	SCORING PLAY	CIN	ARI
Bengals	1	07:09	J.Chase 2 yd. pass from J.Burrow (E.McPherson kick) (11-64, 6:10)	7	0
Bengals	1	01:46	E.McPherson 40 yd. Field Goal (8-26, 4:05)	10	0
Cardinals	2	12:25	M.Brown 25 yd. pass from J.Dobbs (M.Prater kick) (9-75, 4:21)	10	7
Cardinals	2	08:28	Z.Ertz 4 yd. pass from J.Dobbs (M.Prater kick) (5-49, 2:13)	10	14
Bengals	2	01:23	C.Taylor-Britt 11 yd. interception return (E.McPherson kick)	17	14
Bengals	3	13:39	J.Chase 63 yd. pass from J.Burrow (E.McPherson kick) (3-75, 1:21)	24	14
Cardinals	3	07:33	E.Demarcado 11 yd. run (kick failed, wl) (11-75, 6:06)	24	20
Bengals	4	07:48	J.Chase 3 yd. pass from J.Burrow (E.McPherson kick) (15-83, 8:55)	31	20
Bengals	4	06:33	E.McPherson 40 yd. Field Goal (5-6, 1:08)	34	20

Team Statistics

	Bengals	Cardinals
First Downs	27	15
3rd-Down Eff. (Made/Att/Pct)	5/14/36%	4/11/36%
4th-Down Eff. (Made/Att/Pct)	0/3/0%	0/3/0%
Total Net Yards	380	294
Total Plays	79	57
Yards Per Play	4.8	5.2
Rushes/Net Yards	30/93	22/142
Net Passing	287	152
Pass Attempts/Completions	46/36	32/15
Had Intercepted	1	2
Sacked/Yards Lost	3/30	3/14
Punts/Average	3/48.3	4/54.8
Penalties/Yards	4/40	2/16
Fumbles/Lost	1/0	1/1
Possession Time	38:10	21:50

CINCINNATI BENGALS

PASSING	ATT	CP	YDS	SK/YD	TD	LG	INT	RTG
Joe Burrow	46	36	317	3/30	3	63t	1	108.1
TOTAL	46	36	317	3/30	3	63T	1	108.1

RUSHING	ATT	YDS	AVG	LG	TD
Joe Mixon	25	81	3.2	10	0
Joe Burrow	4	7	1.8	10	0
Trayveon Williams	1	5	5.0	5	0
TOTAL	30	93	3.1	10	0

RECEIVING	NO	YDS	AVG	LG	TD
Ja'Marr Chase	15	192	12.8	63t	3
Trenton Irwin	8	60	7.5	13	0
Tyler Boyd	6	39	6.5	14	0
Joe Mixon	4	13	3.3	8	0
Andrei Iosivas	1	9	9.0	9	0
Chase Brown	1	2	2.0	2	0
Kwamie Lassiter II	1	2	2.0	2	0
TOTAL	36	317	8.8	63T	3

TOP DEFENSE	TOT	SOLO	AST	SCK	YDS	INT
Germaine Pratt	10	3	7	0.0	0.0	1
Logan Wilson	9	4	5	0.0	0.0	0
Mike Hilton	4	4	0	0.0	0.0	0

FIELD GOALS	FGM/FGA	PERCENT	RESULTS
Evan McPherson	2-2	100.0	40G, 40G
TOTAL	2-2	100.0	

ARIZONA CARDINALS

PASSING	ATT	CP	YDS	SK/YD	TD	LG	INT	RTG
Joshua Dobbs	32	15	166	3/14	2	25t	2	57.6
TOTAL	32	15	166	3/14	2	25T	2	57.6

RUSHING	ATT	YDS	AVG	LG	TD
Rondale Moore	3	50	16.7	41	0
James Conner	6	46	7.7	35	0
Emari Demarcado	10	45	4.5	11t	1
Joshua Dobbs	3	1	0.3	2	0
TOTAL	22	142	6.5	41	1

RECEIVING	NO	YDS	AVG	LG	TD
Marquise Brown	4	61	15.3	25t	1
Rondale Moore	3	26	8.7	19	0
Geoff Swaim	2	22	11.0	11	0
Trey McBride	2	17	8.5	13	0
Zach Ertz	2	10	5.0	6	1
Michael Wilson	1	18	18.0	18	0
Emari Demarcado	1	12	12.0	12	0
TOTAL	15	166	11.1	25T	2

TOP DEFENSE	TOT	SOLO	AST	SCK	YDS	INT
Marco Wilson	11	8	3	0.0	0.0	0
K'Von Wallace	10	7	3	0.0	0.0	1
Kyzir White	10	6	4	0.0	0.0	0

FIELD GOALS	FGM/FGA	PERCENT	RESULTS
No Field Goals			

CARDINALS GAME SUMMARIES



WEEK 6

Arizona Cardinals 9, Los Angeles Rams 26
71,202 ■ SoFi Stadium ■ Oct 15, 2023



Arizona Cardinals	3	6	0	0	—	9
Los Angeles Rams	3	3	10	10	—	26

Facing the Rams in a week 6 divisional road game, an Arizona team accustomed to missing key players was down two more as RB James Conner and FS Jalen Thompson were out with injuries. Nonetheless, the Cardinals led at halftime after dominating the first opening two quarters. While they held significant statistical advantages in offensive plays (42-20), net rushing yards (103-5), first downs (11-4) and time of possession (20:58-9:02), the Cards only led 9-6 following the field goal-only first half. That was not enough cushion to hold off the host Rams, who scored on their first four drives after intermission (TD, FG, TD, FG) while keeping the Cardinals off the scoreboard and capitalizing on two fourth quarter takeaways. It all added up to a 26-9 win for Los Angeles, who improved to 3-3 while dropping AZ to 1-5.

The Cardinals got the ball to start the game and put the first points on the board thanks to a 55-yard Matt Prater field goal. The drive's key play came on the 3rd snap from scrimmage when QB Josh Dobbs scrambled for 24 yards on 3rd-n-10 from the 25. The AZ defense forced a Rams punt on the ensuing series marking the first time all season LA hadn't scored on its opening possession. Arizona then drove from its own 7 to the LA40 but a sack on 3rd-n-2 from there pushed them out of field goal range. Austin Trammell returned the ensuing punt 30 yards to the LA41 and a play later, a Cooper Kupp catch gained 36 yards to the AZ16. The AZ defense held them to a FG try and Brett Maher's 29-yarder tied the game late in the first quarter. LA then forced a Cardinals punt but Trammell lost the ball on a hit by Joey Blount and Bobby Price recovered at the LA17. The takeaway set-up a 32-yard Prater FG that put the Cards up 6-3 with 12:35 left in the 2nd quarter. The Rams went 3-n-out on the next series thanks to a 3rd down sack from LB Kyzir White and AZ's offense took over at its own 41 after the punt. The Cards reached the LA36 but a sneak on 3rd-n-1 from there was stopped. They went for it on 4th-n-6 after an offensive offside penalty pushed it back 5 but came away empty when Hollywood Brown couldn't get his feet down in bounds on a deep pass down the right sideline. LB Victor Dimukeje's 3rd down sack of Matthew Stafford ended the next LA possession. AZ took over at its own 28 with 5:01 in the half and on 3rd-n-13 at the 25, Dobbs again scrambled for a big gain – a 20 yarder to the AZ45. Another Prater FG, this one from 27 yards out, gave the Cards a 9-3 lead with 0:43 left before halftime. On the next play from scrimmage, Stafford hit Kupp with a deep pass down the middle for a gain of 49 yards to the AZ26. That set-up a 35-yard FG that trimmed Arizona's lead to 9-6 at intermission.

The Rams opened the second half with a ground-heavy drive, rushing on its first 10 plays to reach the AZ13; on 3rd-n-9 from there Stafford hit Kupp just inside the right pylon for a TD and LA took its first lead at 13-9. Following a 3-n-out from the Cardinals, the Rams again advanced deep into AZ territory and reached the AZ6 in 6 plays. They would get no further, however, and Maher's 25-yard FG extended the lead to 16-9. Down a TD, Dobbs led the Cards to the LA12 but disaster struck on the first play of the fourth quarter. His pass to Zach Ertz deflected off the TE's hand and was intercepted by LB Christian Rozeboom at the 12. The Rams proceeded to move 88 yards in 12 plays and Williams' 5-yard TD run put them up 14 with 8:19 remaining. Arizona's comeback hopes were effectively dashed on the next drive when Dobbs lost the ball while being sacked and LA recovered at the AZ33. That led to Maher's 43-yard FG that provided the game's final points.

SCORING DRIVES

TEAM	QTR	TIME	SCORING PLAY	ARI	LAR
Cardinals	1	11:25	M.Prater 55 yd. Field Goal (8-38, 3:35)	3	0
Rams	1	00:11	B.Maher 29 yd. Field Goal (6-48, 1:56)	3	3
Cardinals	2	12:35	M.Prater 32 yd. Field Goal (4-3, 0:52)	6	3
Cardinals	2	00:43	M.Prater 27 yd. Field Goal (11-63, 4:22)	9	3
Rams	2	00:04	B.Maher 35 yd. Field Goal (5-58, 0:39)	9	6
Rams	3	08:57	C.Kupp 13 yd. pass from M.Stafford (B.Maher kick) (10-75, 6:03)	9	13
Rams	3	02:44	B.Maher 25 yd. Field Goal (8-80, 4:31)	9	16
Rams	4	08:15	K.Williams 5 yd. run (B.Maher kick) (12-88, 6:35)	9	23
Rams	4	04:37	B.Maher 43 yd. Field Goal (4-8, 1:38)	9	26

Team Statistics

	Cardinals	Rams
First Downs	20	17
3rd-Down Eff. (Made/Att/Pct)	6/16/38%	4/12/33%
4th-Down Eff. (Made/Att/Pct)	2/4/50%	0/0/0%
Total Net Yards	345	382
Total Plays	73	55
Yards Per Play	4.7	6.9
Rushes/Net Yards	30/130	28/179
Net Passing	215	203
Pass Attempts/Completions	41/21	24/15
Had Intercepted	1	0
Sacked/Yards Lost	2/20	3/23
Punts/Average	3/44.7	4/46.5
Penalties/Yards	5/36	6/59
Fumbles/Lost	1/1	1/1
Possession Time	30:30	29:30

ARIZONA CARDINALS

PASSING	ATT	CP	YDS	SK/YD	TD	LG	INT	RTG
Joshua Dobbs	41	21	235	2/20	0	27	1	58.5
TOTAL	41	21	235	2/20	0	27	1	58.5

RUSHING	ATT	YDS	AVG	LG	TD
Joshua Dobbs	7	47	6.7	24	0
Keaontay Ingram	10	40	4.0	12	0
Damien Williams	8	36	4.5	9	0
Emari Demercado	2	11	5.5	6	0
Rondale Moore	3	-4	-1.3	1	0
TOTAL	30	130	4.3	24	0

RECEIVING	NO	YDS	AVG	LG	TD
Trey McBride	4	62	15.5	27	0
Marquise Brown	4	34	8.5	22	0
Rondale Moore	4	30	7.5	9	0
Michael Wilson	3	62	20.7	26	0
Zach Ertz	2	22	11.0	12	0
Keaontay Ingram	2	11	5.5	9	0
Damien Williams	1	8	8.0	8	0
Emari Demercado	1	6	6.0	6	0
TOTAL	21	235	11.2	27	0

TOP DEFENSE	TOT	SOLO	AST	SCK	YDS	INT
Kyzir White	8	5	3	1.0	7.0	0
Josh Woods	6	3	3	0.0	0.0	0
Marco Wilson	5	5	0	0.0	0.0	0

FIELD GOALS	FGM/FGA	PERCENT	RESULTS
Matt Prater	3-3	100.0	55G, 32G, 27G
TOTAL	3-3	100.0	

LOS ANGELES RAMS

PASSING	ATT	CP	YDS	SK/YD	TD	LG	INT	RTG
Matthew Stafford	24	15	226	3/23	1	49	0	107.3
TOTAL	24	15	226	3/23	1	49	0	107.3

RUSHING	ATT	YDS	AVG	LG	TD
Kyren Williams	20	158	7.9	31	1
Zach Evans	4	10	2.5	3	0
Ronnie Rivers	3	9	3.0	6	0
Matthew Stafford	1	2	2.0	2	0
TOTAL	28	179	6.4	31	1

RECEIVING	NO	YDS	AVG	LG	TD
Cooper Kupp	7	148	21.1	49	1
Puka Nacua	4	26	6.5	9	0
Tyler Higbee	2	18	9.0	9	0
Tutu Atwell	1	30	30.0	30	0
Ronnie Rivers	1	4	4.0	4	0
TOTAL	15	226	15.1	49	1

TOP DEFENSE	TOT	SOLO	AST	SCK	YDS	INT
Ernest Jones IV	10	7	3	0.0	0.0	0
Byron Young	6	3	3	1.0	7.0	0
Jordan Fuller	5	4	1	0.0	0.0	0

FIELD GOALS	FGM/FGA	PERCENT	RESULTS
Brett Maher	4-4	100.0	29G, 35G, 25G, 43G
TOTAL	4-4	100.0	

CARDINALS GAME SUMMARIES



WEEK 7

Arizona Cardinals 10, Seattle Seahawks 20
68,781 ■ Lumen Field ■ Oct 22, 2023



Arizona Cardinals	3	7	0	0	—	10
Seattle Seahawks	7	7	3	3	—	20

The Cardinals (1-5) traveled to Seattle for a week 7 divisional game against the Seahawks (3-2). They were bolstered by the return of all-pro safety Budda Baker, who had missed the previous five games with a hamstring injury, as well as the debut of rookie corner Garrett Williams, who hadn't played since suffering a knee injury the year before in college. Against a Seahawks team that had committed just 3 turnovers all season, Arizona enjoyed a 3-0 edge in takeaways (2 fumble recoveries and an INT). The Cards ran for 127 yards against Seattle's 5th-ranked run defense that had been allowing just 79.2 yards per game, including 58 from undrafted rookie Emari Demercado, who started for the injured James Conner. Unfortunately, AZ would only score 3 points off those 3 takeaways and struggled to find an offensive rhythm in falling 20-10 to the Seahawks.

Seattle's opening drive penetrated Arizona territory thanks in part to a 31-yard completion from Geno Smith to WR Jake Bobo. However, a Zaven Collins sack of Smith pushed them back 10 and helped to force a punt. The next Seahawks series started at their own 39 but they moved 61 yards in 3 plays; an 8-yard completion, a 25-yard Kenneth Walker run and a 28-yard TD reception by rookie WR Jaxon Smith-Njigba for the game's first score. The Cards would then go 3-n-out but on the punt return, Arizona's Joey Blount forced a fumble for the second straight week. This time it was DeeJay Dallas who coughed it up and Dennis Gardeck recovered for the Cardinals at the Seattle 30. The takeaway led to a 44-yard Matt Prater FG that made it 7-3 late in the first quarter. The Cards defense then forced a Seattle punt and following the touchback, the offense took over at the 20. An 18-yard run from Demercado took it to the SEA49. On a 1st-n-10 play from the 20, a Josh Dobbs pass into the end zone was intercepted by Seattle. However, it was wiped off by a roughing the passer penalty that was followed by a tussle involving multiple players from both teams. When the dust settled, there were offsetting personal foul penalties, LT D.J. Humphries was ejected for contact with a game official, and Arizona had its first-and-goal at the Seattle 25. On the next snap, Dobbs kept it around the left end and took it all the way to the end zone. That 25-yard scoring run gave AZ a 10-7 lead with 9:11 remaining in the second quarter. The ensuing Seattle drive reached the AZ18 in 8 plays and on first down from there, Bobo hauled in a Smith pass at the side of the end zone but was ruled out of bounds. However, it was reversed to a TD after a Seahawks challenge and Seattle led 14-10 with 4:41 to play before halftime. The Cards would move to the Seattle 27 in 10 plays but a holding penalty and sack kept them from getting points in the closing seconds of the first half.

Seattle got the ball first after intermission and in 10 plays reached the AZ 1-yard line where they had it first-and-goal. However, the Arizona D stopped two Walker runs and a short completion on third down forced Seattle to settle for a FG that only increased its lead to 7. It appeared they would add to it on the next series when they reached the AZ16 but on 3rd-n-4 from there, the rookie CB Williams intercepted Smith at the 1. After an Arizona punt, Seattle took over at its own 30 early in the 4th quarter but on the 2nd play of the drive, Smith fumbled a snap and DL Kevin Strong recovered at the SEA34. A high shotgun snap led to a loss of 14 yards on the ensuing drive's second play and the Cards came away without points when Prater's 34-yard FG try was wide left. The Cards defense again stepped up, forcing a 3-n-out thanks in part to a 2nd down sack for minus-6 shared by Strong and Jonathan Ledbetter. After the punt, AZ took over at its own 33 with 9:31 to play and trailing by 7. The drive reached the SEA49 but when a 3rd-n-9 pass was incomplete, AZ sent out its punting unit. Instead of kicking, though, the Cards ran a fake but were unsuccessful when back-up QB Clayton Tune's completion to Michael Wilson only picked up 4 yards. As a result, the Seahawks took over at their own 45 with 4:58 left. They would pick up two first downs and force Arizona to use its remaining timeouts before Jason Myers' 48-yard FG made it a 10-point lead with 2:17 left to effectively seal the game.

SCORING DRIVES

TEAM	QTR	TIME	SCORING PLAY	ARI	SEA
Seahawks	1	04:47	J.Smith-Njigba 28 yd. pass from G.Smith (J.Myers kick) (3-61, 1:01)	0	7
Cardinals	1	01:57	M.Prater 44 yd. Field Goal (4-4, 1:22)	3	7
Cardinals	2	09:11	J.Dobbs 25 yd. run (M.Prater kick) (8-80, 4:27)	10	7
Seahawks	2	04:41	J.Bobo 18 yd. pass from G.Smith (J.Myers kick) (9-76, 4:30)	10	14
Seahawks	3	07:37	J.Myers 21 yd. Field Goal (13-72, 7:23)	10	17
Seahawks	4	02:17	J.Myers 48 yd. Field Goal (9-25, 2:41)	10	20

Team Statistics

	Cardinals	Seahawks
First Downs	15	18
3rd-Down Eff. (Made/Att/Pct)	5/15/33%	7/13/54%
4th-Down Eff. (Made/Att/Pct)	0/3/0%	0/0/0%
Total Net Yards	249	318
Total Plays	63	58
Yards Per Play	4.0	5.5
Rushes/Net Yards	25/127	32/115
Net Passing	122	203
Pass Attempts/Completions	34/20	24/18
Had Intercepted	0	1
Sacked/Yards Lost	4/28	2/16
Punts/Average	5/48.0	3/47.7
Penalties/Yards	7/59	5/32
Fumbles/Lost	2/0	2/2
Possession Time	29:28	30:32

ARIZONA CARDINALS

PASSING	ATT	CP	YDS	SK/YD	TD	LG	INT	RTG
Joshua Dobbs	33	19	146	4/28	0	21	0	68.5
Clayton Tune	1	1	4	0/0	0	4	0	83.3
TOTAL	34	20	150	4/28	0	21	0	69.5

RUSHING	ATT	YDS	AVG	LG	TD
Emari Demercado	13	58	4.5	18	0
Joshua Dobbs	7	43	6.1	25t	1
Rondale Moore	4	24	6.0	15	0
Damien Williams	1	2	2.0	2	0
TOTAL	25	127	5.1	25T	1

RECEIVING	NO	YDS	AVG	LG	TD
Emari Demercado	4	17	4.3	8	0
Marquise Brown	3	49	16.3	21	0
Trey McBride	3	29	9.7	19	0
Michael Wilson	3	26	8.7	11	0
Zach Ertz	3	19	6.3	9	0
Rondale Moore	2	2	1.0	4	0
Geoff Swaim	1	8	8.0	8	0
Elijah Higgins	1	0	0.0	0	0
TOTAL	20	150	7.5	21	0

TOP DEFENSE	TOT	SOLO	AST	SCK	YDS	INT
Budda Baker	6	6	0	0.0	0.0	0
Andre Chachere	6	6	0	0.0	0.0	0
Josh Woods	6	4	2	0.0	0.0	0

FIELD GOALS	FGM/FGA	PERCENT	RESULTS
Matt Prater	1-2	50.0	44G, 34WL
TOTAL	1-2	50.0	

SEATTLE SEAHAWKS

PASSING	ATT	CP	YDS	SK/YD	TD	LG	INT	RTG
Geno Smith	24	18	219	2/16	2	31	1	113.0
TOTAL	24	18	219	2/16	2	31	1	113.0

RUSHING	ATT	YDS	AVG	LG	TD
Kenneth Walker III	26	105	4.0	25	0
Geno Smith	6	10	1.7	5	0
TOTAL	32	115	3.6	25	0

RECEIVING	NO	YDS	AVG	LG	TD
Jaxon Smith-Njigba	4	63	15.8	28t	1
Jake Bobo	4	61	15.3	31	1
Tyler Lockett	4	38	9.5	15	0
Colby Parkinson	2	26	13.0	27	0
Kenneth Walker III	2	6	3.0	6	0
Noah Fant	1	25	25.0	25	0
DeeJay Dallas	1	0	0.0	0	0
TOTAL	18	219	12.2	31	2

TOP DEFENSE	TOT	SOLO	AST	SCK	YDS	INT
Jordyn Brooks	9	7	2	0.5	0.0	0
Bobby Wagner	9	6	3	0.0	0.0	0
Julian Love	6	5	1	0.0	0.0	0

FIELD GOALS	FGM/FGA	PERCENT	RESULTS
Jason Myers	2-2	100.0	21G, 48G
TOTAL	2-2	100.0	

CARDINALS GAME SUMMARIES



WEEK 8

Baltimore Ravens 31, Arizona Cardinals 24

63,064 ■ **State Farm Stadium** ■ **Oct 29, 2023**



Baltimore Ravens	7	7	7	10	—	31
Arizona Cardinals	7	0	0	17	—	24

In week 8, Baltimore traveled to Arizona for just its second-ever visit to State Farm Stadium. The 5-2 Ravens were coming off a decisive 38-6 win over Detroit in which they scored TDs on 4 of their first 5 drives. The Cardinals were every bit their equal for most of the afternoon and it was a 7-7 game at the two-minute warning of the first half. But a pair of Baltimore interceptions led to TDs and a 21-7 Ravens lead late in the third quarter. Arizona continued to fight and cut the deficit to 7 with a pair of 4th quarter TDs. But the Cards could not complete the comeback and fell to 1-7 on the season.

The Cardinals got the ball to start the game and made it count. They moved 75 yards in 12 plays (9 runs and 3 passes) and QB Josh Dobbs punched it in for a touchdown from a yard away to make it 7-0. It was the first opening drive TD allowed by Baltimore in 16 games. The Ravens offense answered with its own 75-yard drive and Scottsdale native Mark Andrews tied the game when he hauled in a 5-yard TD catch from Lamar Jackson. The ensuing drive saw AZ move to the BAL44 but on both 3rd-n-1 and 4th-n-1 from there, Dobbs' pass attempts were incomplete and the Cards turned it over on downs. The Ravens took over at that spot and moved to the AZ35. On 3rd-n-5 from there, LB Zaven Collins sacked Jackson forcing a fumble that safety Budda Baker recovered at the AZ42. However, the call was changed to an incompletion after replay review and the Ravens sent out their FG unit. They came away without points, though, as Justin Tucker's 53-yard FG clanked off the left upright giving AZ the ball at its own 43. The Cards advanced to the BAL36 and on 4th-n-1 went for it with an Emari Demercado run that was close to a first down. As the sticks approached to measure, an official moved the ball half a yard back and the chain gang retreated as the late, revised ruling resulted in a turnover on downs. The Cards defense forced 3-n-outs on the next two Baltimore drives and at the 2:00 warning of the first half, AZ faced a 2nd-n-3 from its own 31. Dobbs' pass intended for WR Michael Wilson instead was intercepted by Ravens safety Brandon Stephenson, giving Baltimore possession at the AZ43 with 1:52 left in the half. Five plays later, RB Gus Edwards ran it in from a yard out and the Ravens led 14-7 at intermission.

The first five drives of the 3rd quarter ended with punts and neither team crossed midfield. After AZ's defense forced Baltimore's 3rd straight punt, the offense took over at its own 10. But on the next play, Dobbs' pass intended for TE Trey McBride was intercepted along the near sideline by S Geno Stone setting the Ravens up at the AZ23. Three plays later, Edwards scored his second rushing TD of the day, this one a 7-yarder that increased Baltimore's lead to 21-7 with :40 to play in the 3rd quarter. The Ravens increased their lead to 24-7 when Tucker ended their next possession with his 48-yard FG. The Cardinals would not go quietly. Dobbs moved the team 75 yards in 10 plays; he was 5-6 passing for 61 yards and ended it with a 17-yard TD pass to McBride on 3rd-n-15. When Dobbs ran the 2-point conversion in himself, the Cards pulled to within 24-15 with 6:32 left. The Ravens would push it back up to 16 points on the next series when Edwards' 3rd TD of the afternoon capped a 9-play, 75-yard drive. With 1:14 remaining, Dobbs hit former Ravens WR Hollywood Brown with a 1-yard touchdown at the end of a 10-play, 75-yard drive and it was 31-21 after the 2-point try failed. A perfect Matt Prater on-side kick led to a Cardinal recovery and with :26 left, Prater's 47-yard FG cut the deficit to 6. However, Baltimore recovered the onside kick attempt this time and the Ravens escaped with the win.

SCORING DRIVES

TEAM	QTR	TIME	SCORING PLAY	BAL	ARI
Cardinals	1	08:05	J.Dobbs 1 yd. run (M.Prater kick) (12-75, 6:55)	0	7
Ravens	1	02:38	M.Andrews 5 yd. pass from L.Jackson (J.Tucker kick) (10-75, 5:27)	7	7
Ravens	2	00:20	G.Edwards 1 yd. run (J.Tucker kick) (6-43, 1:32)	14	7
Ravens	3	00:40	G.Edwards 7 yd. run (J.Tucker kick) (3-23, 1:05)	21	7
Ravens	4	09:27	J.Tucker 48 yd. Field Goal (8-37, 4:49)	24	7
Cardinals	4	06:32	T.McBride 17 yd. pass from J.Dobbs (J.Dobbs run) (9-75, 2:55)	24	15
Ravens	4	02:51	G.Edwards 1 yd. run (J.Tucker kick) (9-75, 3:41)	31	15
Cardinals	4	01:14	M.Brown 1 yd. pass from J.Dobbs (pass failed) (10-75, 1:37)	31	21
Cardinals	4	00:26	M.Prater 47 yd. Field Goal (5-21, 0:48)	31	24

Team Statistics

	Ravens	Cardinals
First Downs	21	22
3rd-Down Eff. (Made/Att/Pct)	4/11/36%	5/12/42%
4th-Down Eff. (Made/Att/Pct)	0/0/0%	0/2/0%
Total Net Yards	268	310
Total Plays	60	71
Yards Per Play	4.5	4.4
Rushes/Net Yards	29/130	32/129
Net Passing	138	181
Pass Attempts/Completions	27/18	37/25
Had Intercepted	0	2
Sacked/Yards Lost	4/19	2/27
Punts/Average	5/48.4	4/51.8
Penalties/Yards	6/45	6/70
Fumbles/Lost	1/0	1/0
Possession Time	29:39	30:21

BALTIMORE RAVENS

PASSING	ATT	CP	YDS	SK/YD	TD	LG	INT	RTG
Lamar Jackson	27	18	157	4/19	1	29	0	94.2
TOTAL	27	18	157	4/19	1	29	0	94.2

RUSHING	ATT	YDS	AVG	LG	TD
Gus Edwards	19	80	4.2	10	3
Rashod Bateman	1	18	18.0	18	0
Lamar Jackson	5	17	3.4	13	0
Justice Hill	4	15	3.8	7	0
TOTAL	29	130	4.5	18	3

RECEIVING	NO	YDS	AVG	LG	TD
Zay Flowers	5	19	3.8	8	0
Mark Andrews	4	40	10.0	13	1
Justice Hill	4	40	10.0	24	0
Rashod Bateman	2	34	17.0	29	0
Gus Edwards	2	14	7.0	9	0
Isaiah Likely	1	10	10.0	10	0
TOTAL	18	157	8.7	29	1

TOP DEFENSE	TOT	SOLO	AST	SCK	YDS	INT
Patrick Queen	11	9	2	0.0	0.0	0
Roquan Smith	11	8	3	0.0	0.0	0
Kyle Hamilton	10	9	1	0.0	0.0	0

FIELD GOALS	FGM/FGA	PERCENT	RESULTS
Justin Tucker	1-2	50.0	53LU, 48G
TOTAL	1-2	50.0	

ARIZONA CARDINALS

PASSING	ATT	CP	YDS	SK/YD	TD	LG	INT	RTG
Joshua Dobbs	37	25	208	2/27	2	29	2	77.3
TOTAL	37	25	208	2/27	2	29	2	77.3

RUSHING	ATT	YDS	AVG	LG	TD
Emari Demercado	20	78	3.9	13	0
Joshua Dobbs	6	26	4.3	13	1
Rondale Moore	2	11	5.5	6	0
Keaontay Ingram	2	9	4.5	14	0
Damien Williams	2	5	2.5	7	0
TOTAL	32	129	4.0	14	1

RECEIVING	NO	YDS	AVG	LG	TD
Trey McBride	10	95	9.5	22	1
Marquise Brown	6	33	5.5	9	1
Michael Wilson	4	58	14.5	29	0
Rondale Moore	2	10	5.0	6	0
Keaontay Ingram	1	7	7.0	7	0
Damien Williams	1	4	4.0	4	0
Emari Demercado	1	1	1.0	1	0
TOTAL	25	208	8.3	29	2

TOP DEFENSE	TOT	SOLO	AST	SCK	YDS	INT
Kyzir White	9	7	2	0.0	0.0	0
Budda Baker	6	5	1	0.0	0.0	0
Jalen Thompson	6	4	2	0.0	0.0	0

FIELD GOALS	FGM/FGA	PERCENT	RESULTS
Matt Prater	1-1	100.0	
TOTAL	1-1	100.0	

CARDINALS GAME SUMMARIES



WEEK 9

Arizona Cardinals 0, Cleveland Browns 27

67,919 ■ Cleveland Browns Stadium ■ Nov 5, 2023



Arizona Cardinals	0	0	0	0	—	0
Cleveland Browns	0	13	7	7	—	27

In week 9 at Cleveland, the Cardinals faced a Browns team featuring the NFL's #1 defense and the return of starting QB Deshaun Watson who was back in the lineup following a shoulder injury. Arizona, meanwhile, was without top RBs James Conner and Emari Demercado as well as starting WR Michael Wilson. And at QB, rookie Clayton Tune made his first career start as the Cardinals waited for the return of Tyler Murray from his major knee injury and had traded Joshua Dobbs earlier in the week. The totality of those circumstances led to a challenging afternoon for the Cardinals. The Arizona defense kept the team in striking distance for much of the afternoon, forcing 3-n-outs on 6 of Cleveland's 14 drives. But the offense struggled to get untracked and the end result was a 27-0 Browns win that improved Cleveland to 5-3 and dropped Arizona to 1-8 for the year.

After the game began with the teams trading punts on the first three possessions, the fourth one saw the Browns reach the AZ36 where they faced a 4th-n-3. They went for it but turned it over on downs when Watson's pass was incomplete. Following an Arizona 3-n-out, Cleveland took over at its own 28 and on the first play of the drive, Watson went deep down the left sideline to WR Amari Cooper for a gain of 58 yards to the AZ14. They would get little more and, thanks in part to a sack of minus-10 by DT Leki Fotu, Cleveland settled for a 30-yard field goal from Dustin Hopkins. Leading 3-0, the Browns then came up with the game's first takeaway on the 3rd play of the next drive when CB Denzel Ward INT'd a Tune pass to give Cleveland possession at the AZ49. Ten plays later – all of them rushes – the Browns faced a 2nd-n-9 at the AZ11. Watson's pass was deflected in the backfield by DE Dante Stills but the ball ricocheted high in the air and some 20 yards downfield where it serendipitously found Cooper in the end zone for a TD. Arizona's biggest play of the half came on the next drive when Tune hit WR Rondale Moore for a 26-yard gain on 3rd-n-5; however side judge Eugene Hall claimed to see offensive pass interference and his flag wiped out the gain. The Browns increased their lead to 13-0 at intermission when Hopkins hit a 45-yard FG as the second quarter expired.

The AZ defense forced a 3-n-out to open the second half but the ensuing Browns punt was downed at the Cards 1. Cleveland would send them 3-n-out but AZ survived the flipping of the field and the offense would get the ball back at its own 20 with 9:38 left in the third, trailing 13-0. On the first snap, Tune was sacked by DT Shelby Harris forcing a fumble that DE Myles Garrett recovered at the AZ11. Two plays later, Watson found TE David Njoku with a 5-yard TD that put the hosts up 20-0. Later in the quarter, the AZ offense advanced to the CLE40 but again turned it over, this time on an INT by LB Sione Takitaki. Cleveland had a chance to extend the lead on the ensuing drive but Hopkins' 48-yard FG try was wide left. However, the Cardinals offense was unable to threaten the rest of the way and Kareem Hunt's 3-yard TD run midway through the 4th provided the game's final points.

SCORING DRIVES

TEAM	QTR	TIME	SCORING PLAY	ARI	CLE
Browns	2	14:15	D.Hopkins 30 yd. Field Goal (5-60, 2:46)	0	3
Browns	2	06:48	A.Cooper 11 yd. pass from D.Watson (D.Hopkins kick) (11-49, 6:22)	0	10
Browns	2	00:00	D.Hopkins 45 yd. Field Goal (9-39, 1:44)	0	13
Browns	3	08:07	D.Njoku 5 yd. pass from D.Watson (D.Hopkins kick) (3-11, 1:24)	0	20
Browns	4	07:48	K.Hunt 3 yd. run (D.Hopkins kick) (4-56, 2:13)	0	27

Team Statistics

	Cardinals	Browns
First Downs	7	17
3rd-Down Eff. (Made/Att/Pct)	1/12/8%	6/17/35%
4th-Down Eff. (Made/Att/Pct)	0/1/0%	1/2/50%
Total Net Yards	58	326
Total Plays	48	71
Yards Per Play	1.2	4.6
Rushes/Net Yards	21/41	40/113
Net Passing	17	213
Pass Attempts/Completions	20/11	30/19
Had Intercepted	2	0
Sacked/Yards Lost	7/41	1/6
Punts/Average	9/51.1	7/58.6
Penalties/Yards	4/40	6/65
Fumbles/Lost	1/1	0/0
Possession Time	23:35	36:25

ARIZONA CARDINALS

PASSING	ATT	CP	YDS	SK/YD	TD	LG	INT	RTG
Clayton Tune	20	11	58	7/41	0	14	2	20.8
TOTAL	20	11	58	7/41	0	14	2	20.8
RUSHING	ATT	YDS	AVG	LG	TD			
Clayton Tune	5	28	5.6	11	0			
Keaontay Ingram	9	8	0.9	11	0			
Rondale Moore	4	3	0.8	4	0			
Tony Jones Jr.	3	2	0.7	4	0			
TOTAL	21	41	2.0	11	0			
RECEIVING	NO	YDS	AVG	LG	TD			
Marquise Brown	4	24	6.0	14	0			
Trey McBride	3	22	7.3	12	0			
Tony Jones Jr.	2	5	2.5	4	0			
Rondale Moore	1	5	5.0	5	0			
Greg Dortch	1	2	2.0	2	0			
TOTAL	11	58	5.3	14	0			
TOP DEFENSE	TOT	SOLO	AST	SCK	YDS	INT		
Budda Baker	10	4	6	0.0	0.0	0		
Kyzir White	7	3	4	0.0	0.0	0		
Kevin Strong	6	5	1	0.0	0.0	0		
FIELD GOALS	FGM/FGA	PERCENT	RESULTS					
	No Field Goals							

CLEVELAND BROWNS

PASSING	ATT	CP	YDS	SK/YD	TD	LG	INT	RTG
Deshaun Watson	30	19	219	1/6	2	59	0	107.5
TOTAL	30	19	219	1/6	2	59	0	107.5
RUSHING	ATT	YDS	AVG	LG	TD			
Jerome Ford	20	44	2.2	9	0			
Kareem Hunt	14	38	2.7	10	1			
Deshaun Watson	3	22	7.3	13	0			
Pierre Strong Jr.	3	9	3.0	4	0			
TOTAL	40	113	2.8	13	1			
RECEIVING	NO	YDS	AVG	LG	TD			
Amari Cooper	5	139	27.8	59	1			
Jerome Ford	5	33	6.6	17	0			
David Njoku	4	26	6.5	15	1			
Elijah Moore	2	14	7.0	11	0			
Jordan Akins	1	11	11.0	11	0			
Cedric Tillman	1	3	3.0	3	0			
Pierre Strong Jr.	1	-7	-7.0	-7	0			
TOTAL	19	219	11.5	59	2			
TOP DEFENSE	TOT	SOLO	AST	SCK	YDS	INT		
Grant Delpit	10	8	2	0.5	1.5	0		
Cameron Mitchell	4	3	1	0.0	0.0	0		
Dalvin Tomlinson	4	2	2	2.5	9.5	0		
FIELD GOALS	FGM/FGA	PERCENT	RESULTS					
Dustin Hopkins	2-3	66.7	30G, 45G, 48WL					
TOTAL	2-3	66.0						

CARDINALS GAME SUMMARIES



WEEK 10

Atlanta Falcons 23, Arizona Cardinals 25

62,861 ■ State Farm Stadium ■ Nov 12, 2023



Atlanta Falcons	0	14	3	6	—	23
Arizona Cardinals	3	9	10	3	—	25

The Falcons came to Arizona in week 10 with the chance to move to 5-5 and into a first place tie in the AFC South. They faced a 1-8 Cardinals team that was looking to end a 6-game losing streak but was energized by one player's return. QB Kyler Murray was back 335 days after suffering a torn ACL exactly 11 months earlier and was outstanding. He completed 19 of 32 passes for 249 yards and ran 6 times for 33 yards and a TD. Nine of his completions went to TE Trey McBride who gained 131 yards and became the first Cardinals TE in exactly 34 years to top the century mark. In a game where every point mattered, kicker Matt Prater scored 13 of them; he went 4 for 4 on field goals including 51 and 56 yarders by the NFL's all-time leader in 50+ yard FGs. The contest featured 7 total lead changes – 5 in the second half – and a Falcons TD put ATL up 1 with 2:33 to play. But thanks to a dazzling Murray scramble and a deep completion to McBride, the Cardinals were able to win on a Prater walk-off game-winner.

After the teams exchanged 3-n-out drives to open the game, the Cardinals moved into ATL territory on their 2nd possession. A 4-yard James Conner run on 4th-n-1 from the ATL 30 and a diving 19-yard catch by McBride were pivotal but a couple penalties backed them up. However, they came away with points and a 3-0 lead thanks to Prater's 51-yard boot. The AZ defense then appeared to stop the Falcons with a knocked down pass on 3rd-n-8 from the ATL 42 but a roughing the passer call by referee Craig Wrolstad extended the drive. Shortly thereafter, QB Taylor Heinicke hit WR Scotty Miller with a 2-yard TD pass on 3rd-n-goal that put ATL up 7-3. On the next play from scrimmage, Murray connected with McBride on a 28-yard pass to start a drive that would reach the ATL28 before Prater's 46-yard FG made it 7-6. The Falcons answered with a 13-play, 75-yard drive that ended on a 5-yard TD run by rookie RB Bijan Robinson. Down 14-6 with 4:07 left in the first half, the Cards took over at their own 25. Consecutive completions of 12 and 28 yards to Rondale Moore and Hollywood Brown quickly moved it to the ATL28. With 0:14 left and no timeouts, AZ faced a 3rd-n-1 at the ATL6 when Murray ran it in for a TD; when the 2-point try was unsuccessful, the Cards trailed 14-12 at intermission.

After forcing a Falcons 3-n-out to open the 3rd quarter, Arizona moved into position for Prater's 56-yard FG that split the uprights to give the Cards a 15-14 lead. A sack from rookie LB B.J. Ojulari helped send the Atlanta offense off the field on another 3-n-out. But on the first play after the punt, LB Nate Landman intercepted a Murray pass across the middle and returned it 25 yards to the AZ14. The Cards defense rose to the occasion, stopping Atlanta on successive runs before Dennis Gardeck's 3rd down sack forced the Falcons to settle for a 36-yard Younghoe Koo FG. Down 17-15, the Cards got a huge boost from its special teams late in the third when Greg Dortch's 49-yard punt return set the offense up at the ATL21. Murray connected with rookie WR Michael Wilson on a 14-yard completion to the 1 on a play that was initially ruled a TD. No matter, because on the next play back-up QB Clayton Tune came in to sneak it across the goal line and put AZ up 22-17 in the closing seconds of the 3rd quarter. On the ensuing Falcons drive, Heinicke exited with a hamstring injury and Desmond Ridder came on in relief. He led them to the AZ21 where they faced a 4th-n-1 but the AZ defense sent them away by stopping Ridder on a sneak attempt. Atlanta's next possession began at its own 30 with 5:43 to go. After crossing midfield, side judge Frank Steratore gave the Falcons a 32-yard gain to the AZ15 with his defensive pass interference call. Three plays later, Ridder ran it around the left end on 3rd-n-4 from the 9 for a TD. When the 2-point try was unsuccessful, the Falcons led by 1 and the Cards soon took possession at their own 25 with 2:39 left. Murray then took over. On 3rd-n-10 from the AZ42, the QB was pressured in the backfield before circling, dodging and escaping on a sprint that picked up 13 officially but actually covered some 74 total yards and reached a top speed of 20.17 mph. One snap later, he and McBride connected for the 8th and final time of the afternoon and it was a big one – a 33-yard completion to ATL 9. Three runs forced Atlanta to burn its final timeouts and allowed Prater to hit the 23-yard game-winner as time expired.

SCORING DRIVES

TEAM	QTR	TIME	SCORING PLAY	ATL	ARI
Cardinals	1	04:48	M.Prater 51 yd. Field Goal (15-63, 7:48)	0	3
Falcons	2	13:27	S.Miller 2 yd. pass from T.Heinicke (Y.Koo kick) (12-75, 6:21)	7	3
Cardinals	2	10:32	M.Prater 46 yd. Field Goal (6-47, 2:55)	7	6
Falcons	2	04:07	B.Robinson 5 yd. run (Y.Koo kick) (13-75, 6:25)	14	6
Cardinals	2	00:10	K.Murray 6 yd. run (pass failed) (9-75, 3:57)	14	12
Cardinals	3	09:16	M.Prater 56 yd. Field Goal (9-38, 4:49)	14	15
Falcons	3	05:18	Y.Koo 36 yd. Field Goal (4--3, 1:17)	17	15
Cardinals	3	00:19	C.Tune 1 yd. run (M.Prater kick) (3-21, 0:49)	17	22
Falcons	4	02:33	D.Ridder 9 yd. run (pass failed) (8-74, 3:10)	23	22
Cardinals	4	00:00	M.Prater 23 yd. Field Goal (11-70, 2:33)	23	25

Team Statistics

	Falcons	Cardinals
First Downs	20	20
3rd-Down Eff. (Made/Att/Pct)	7/14/50%	3/11/27%
4th-Down Eff. (Made/Att/Pct)	1/2/50%	1/1/100%
Total Net Yards	254	352
Total Plays	65	60
Yards Per Play	3.9	5.9
Rushes/Net Yards	41/184	26/122
Net Passing	70	230
Pass Attempts/Completions	21/12	32/19
Had Intercepted	0	1
Sacked/Yards Lost	3/24	2/19
Punts/Average	4/50.8	3/52.0
Penalties/Yards	4/43	11/112
Fumbles/Lost	0/0	0/0
Possession Time	31:42	28:18

ATLANTA FALCONS

PASSING	ATT	CP	YDS	SK/YD	TD	LG	INT	RTG
Taylor Heinicke	15	8	55	3/24	1	17	0	84.0
Desmond Ridder	6	4	39	0/0	0	18	0	84.7
TOTAL	21	12	94	3/24	1	18	0	84.2

RUSHING	ATT	YDS	AVG	LG	TD
Bijan Robinson	22	95	4.3	17	1
Taylor Heinicke	4	34	8.5	16	0
Tyler Allgeier	9	31	3.4	8	0
Cordarrelle Patterson	3	13	4.3	6	0
Desmond Ridder	3	11	3.7	9t	1
TOTAL	41	184	4.5	17	2

RECEIVING	NO	YDS	AVG	LG	TD
Drake London	3	36	12.0	18	0
Kyle Pitts	3	30	10.0	17	0
Cordarrelle Patterson	2	7	3.5	5	0
Bijan Robinson	1	11	11.0	11	0
Tyler Allgeier	1	7	7.0	7	0
Scotty Miller	1	2	2.0	2t	1
Jonnu Smith	1	1	1.0	1	0
TOTAL	12	94	7.8	18	1

TOP DEFENSE	TOT	SOLO	AST	SCK	YDS	INT
Jessie Bates III	13	11	2	0.0	0.0	0
Kaden Elliss	11	6	5	1.0	8.0	0
Richie Grant	9	7	2	0.0	0.0	0

FIELD GOALS	FGM/FGA	PERCENT	RESULTS
Younghoe Koo	1-1	100.0	36G
TOTAL	1-1	100.0	

ARIZONA CARDINALS

PASSING	ATT	CP	YDS	SK/YD	TD	LG	INT	RTG
Kyler Murray	32	19	249	2/19	0	33	1	71.0
TOTAL	32	19	249	2/19	0	33	1	71.0

RUSHING	ATT	YDS	AVG	LG	TD
James Conner	16	73	4.6	11	0
Kyler Murray	6	33	5.5	13	1
Tony Jones Jr.	1	13	13.0	13	0
Keaontay Ingram	2	2	1.0	2	0
Clayton Tune	1	1	1.0	1t	1
TOTAL	26	122	4.7	13	2

RECEIVING	NO	YDS	AVG	LG	TD
Trey McBride	8	131	16.4	33	0
Rondale Moore	5	43	8.6	12	0
Michael Wilson	3	34	11.3	16	0
Geoff Swaim	2	13	6.5	7	0
Marquise Brown	1	28	28.0	28	0
TOTAL	19	249	13.1	33	0

TOP DEFENSE	TOT	SOLO	AST	SCK	YDS	INT
Kyzir White	11	6	5	0.0	0.0	0
Budda Baker	10	5	5	0.0	0.0	0
BJ Ojulari	8	4	4	2.0	17.0	0

FIELD GOALS	FGM/FGA	PERCENT	RESULTS
Matt Prater	4-4	100.0	51G, 46G, 56G, 23G
TOTAL	4-4	100.0	

CARDINALS GAME SUMMARIES



WEEK 11

Arizona Cardinals 16, Houston Texans 21
70,247 ■ NRG Stadium ■ Nov 19, 2023



Arizona Cardinals	10	0	6	0	—	16
Houston Texans	7	14	0	0	—	21

In week 11 at Houston, the Cardinals faced a 5-4 Texans team coming off back-to-back wins and fighting to reach the top spot in the AFC South. The hosts built a 21-10 halftime lead on the strength of three TD passes from QB C.J. Stroud. But the talented rookie signal caller – who entered the game with just two INTs on the season – was picked off three times by the Arizona defense, including twice in the fourth quarter. Cards QB Kyler Murray played his second game after returning from the knee injury that had sidelined him for a year and threw one TD pass while running for another. But despite late opportunities, the Cards could not complete the comeback and Houston would emerge with the 21-16 victory.

The Cardinals struck first in the game - and struck quickly. After advancing past midfield in two plays and a penalty, Murray threw it deep down the middle where WR Rondale Moore hauled it in for a 48-yard touchdown. The ensuing drive saw the Texans move to the AZ15 where they went for it on 4th-n-2; however, LB Kyzir White stopped the Houston run for no gain, resulting in a turnover on downs. The next time the Texans offense took the field they did produce points when Stroud's 3rd-n-6 pass down the middle found TE Dalton Schultz for a 20-yard game-tying TD. The Cards would soon untie it on the next series when Matt Prater's 57-yard FG capped a 9-play, 36-yard drive and put AZ up 10-7 with 1:21 to go in the opening quarter. The Texans would take their first lead of the game on the next drive by moving 75 yards in 10 plays and ending it with RB Devin Singletary's 11-yard TD run. The very next play from scrimmage saw Murray launch it deep down the middle for Hollywood Brown but Texans CB Derek Stingley intercepted it and Houston's offense took over at its own 25. Stroud then led them deep into AZ territory but on 2nd-n-11 from the 12, his pass into the end zone was picked off by Cards S Jalen Thompson. The Texans would increase the lead to 21-10 the next time they got the ball; this time Stroud ended the 6-play, 74-yard drive with his 40-yard TD pass to fellow rookie Tank Bell, who made a leaping grab at the right side of the end zone with 0:26 left before intermission.

Leading 21-10, the Texans opened the second half by marching well into AZ territory but they came away pointless when Matt Amendola's 48-yard FG try missed wide to the left. From there, the Cardinals offense went the length of the field and they faced a 4th-n-goal at the 1. On that play, Murray called his own number and outraced defenders to the pylon for the score; when the two-point try was unsuccessful, the Cardinals trailed by 5 with 2:52 remaining in the 3rd quarter. A Dante Stills sack of Stroud on first down was key to forcing a 3-n-out on the next drive after which the Cards took possession at their own 32. They would advance to the HOU23 and went for it on 4th-n-3 but a Murray completion to Greg Dortch was just short of the sticks. However, the AZ defense again held and produced a 3-n-out that preceded a bizarre sequence. On the forced punt, officials ruled the ball hit a Cardinals player and Houston recovered. Replays, however, seemed so clearly to show it actually hit a Texan that the AZ offense and HOU defense were on the field waiting for play to resume. To their surprise, referee Alex Kemp emerged to say that the initial ruling of a turnover would stand and the Texans took over at the AZ21. Four plays later, the Cardinals would indisputably gain possession when LB Krys Barnes INT's a tipped Stroud pass and returned it 46 yards to midfield. Shortly thereafter, the Cards went for it on 4th-n-4 at the HOU45 but turned it over on an incompletion. The Texans would then advance to the AZ26 but CB Antonio Hamilton stepped in front of a Stroud pass near the sideline. The 3rd Arizona INT of the day gave the offense the ball at its own 19 with 4:58 remaining and down 5. By the 2:00 warning, the Cards had a first down at the HOU29 but incompletions on both third and fourth downs ended the threat and clinched the game for Houston.

SCORING DRIVES

TEAM	QTR	TIME	SCORING PLAY	ARI	HOU
Cardinals	1	13:28	R.Moore 48 yd. pass from K.Murray (M.Prater kick) (3-75, 1:32)	7	0
Texans	1	05:48	D.Schultz 20 yd. pass from C.Stroud (M.Ammendola kick) (5-61, 1:57)	7	7
Cardinals	1	01:21	M.Prater 57 yd. Field Goal (9-36, 4:27)	10	7
Texans	2	11:20	D.Singletary 11 yd. run (M.Ammendola kick) (10-75, 5:01)	10	14
Texans	2	00:26	N.Dell 40 yd. pass from C.Stroud (M.Ammendola kick) (6-74, 1:49)	10	21
Cardinals	3	02:52	K.Murray 1 yd. run (run failed) (12-62, 6:23)	16	21

Team Statistics

	Cardinals	Texans
First Downs	20	22
3rd-Down Eff. (Made/Att/Pct)	3/10/30%	9/13/69%
4th-Down Eff. (Made/Att/Pct)	1/4/25%	0/1/0%
Total Net Yards	319	419
Total Plays	58	67
Yards Per Play	5.5	6.3
Rushes/Net Yards	25/123	25/111
Net Passing	196	308
Pass Attempts/Completions	30/20	38/28
Had Intercepted	1	3
Sacked/Yards Lost	3/18	4/30
Punts/Average	2/53.5	2/47.0
Penalties/Yards	5/50	3/19
Fumbles/Lost	2/1	0/0
Possession Time	28:45	31:15

ARIZONA CARDINALS

PASSING	ATT	CP	YDS	SK/YD	TD	LG	INT	RTG
Kyler Murray	30	20	214	3/18	1	48T	1	84.6
TOTAL	30	20	214	3/18	1	48T	1	84.6

RUSHING	ATT	YDS	AVG	LG	TD
James Conner	14	62	4.4	14	0
Kyler Murray	7	51	7.3	22	1
Tony Jones Jr.	1	10	10.0	10	0
Rondale Moore	2	6	3.0	4	0
Marquise Brown	1	-6	-6.0	-6	0
TOTAL	25	123	4.9	22	1

RECEIVING	NO	YDS	AVG	LG	TD
Greg Dortch	6	76	12.7	31	0
Trey McBride	5	43	8.6	13	0
Marquise Brown	2	18	9.0	13	0
Geoff Swaim	2	15	7.5	8	0
James Conner	2	1	0.5	6	0
Rondale Moore	1	48	48.0	48T	1
Tony Jones Jr.	1	11	11.0	11	0
Elijah Higgins	1	2	2.0	2	0
TOTAL	20	214	10.7	48T	1

TOP DEFENSE	TOT	SOLO	AST	SCK	YDS	INT
Jalen Thompson	8	8	0	1.0	9.0	1
Josh Woods	7	6	1	0.0	0.0	0
Marco Wilson	6	3	3	0.0	0.0	0

FIELD GOALS	FGM/FGA	PERCENT	RESULTS
Matt Prater	1-1	100.0	57G
TOTAL	1-1	100.0	

HOUSTON TEXANS

PASSING	ATT	CP	YDS	SK/YD	TD	LG	INT	RTG
C.J. Stroud	37	27	336	3/29	2	40T	3	85.0
Davis Mills	1	1	2	0/0	0	2	0	79.2
Tank Dell	0	0	0	1/1	0	0	0	0.0
TOTAL	38	28	338	4/30	2	40T	3	85.2

RUSHING	ATT	YDS	AVG	LG	TD
Devin Singletary	22	112	5.1	21	1
Andrew Beck	1	0	0.0	0	0
Mike Boone	1	0	0.0	0	0
C.J. Stroud	1	-1	-1.0	-1	0
TOTAL	25	111	4.4	21	1

RECEIVING	NO	YDS	AVG	LG	TD
Tank Dell	8	149	18.6	40T	1
Nico Collins	7	65	9.3	23	0
Robert Woods	5	44	8.8	17	0
Dalton Schultz	2	32	16.0	20T	1
Steven Sims	2	25	12.5	23	0
Devin Singletary	2	6	3.0	4	0
John Metchie III	1	12	12.0	12	0
Mike Boone	1	5	5.0	5	0
TOTAL	28	338	12.1	40T	2

TOP DEFENSE	TOT	SOLO	AST	SCK	YDS	INT
Blake Cashman	19	13	6	1.0	8.0	0
Jalen Pitre	6	4	2	0.0	0.0	0
Derek Stingley Jr.	6	3	3	0.0	0.0	1

FIELD GOALS	FGM/FGA	PERCENT	RESULTS
Matt Amendola	0-1	0.0	48WL
TOTAL	0-1	0.0	

CARDINALS GAME SUMMARIES



WEEK 12

Los Angeles Rams 37, Arizona Cardinals 14
62,177 ■ State Farm Stadium ■ Nov 26, 2023



Los Angeles Rams	7	14	3	13	—	37
Arizona Cardinals	8	0	0	6	—	14

On the Sunday after Thanksgiving, the Cardinals hosted a Rams team that had won 8 straight games in Arizona and was looking for a season sweep. After one quarter, the Cardinals led 8-7 but Los Angeles would score 30 points en route to a 37-14 victory that improved its record to 5-6 while dropping AZ to 2-10. Rams QB Matthew Stafford threw for 4 touchdowns and RB Kyren Williams returned from a 4-week absence to gain 204 total yards and score a pair of TDs.

The Rams came up with the game's first explosive play on its third snap from scrimmage, a 3rd-n-8 from the LA27. On it Stafford hit WR Tutu Atwell deep down the right side with a 42-yard completion to the AZ31. The drive ended four plays later when Stafford found TE Tyler Higbee with a 7-yard touchdown pass. The Cards answered by moving 75 yards in 12 plays, the majority of which were completions by Kyler Murray who was 5 for 7 for 50 yards on the drive. He ended it with a 2-yard run into the end zone, his third consecutive game with a rushing TD after returning from his year-long absence due to a knee injury. A Rams penalty on the PAT led to the Cards going for 2 and they converted on a sneak by back-up QB Clayton Tune. After the teams traded punts, LA took over at its own 48 and moved to the AZ5 before Stafford found Higbee for another TD that made it 14-8 Rams. The next possession saw the visitors move into position for a 50-yard FG try but kicker Lucas Havrisik pushed it right and the Cards took over. At the 2:00 warning they faced a 4th-n-2 at the AZ48 and went for it but Murray's pass attempt fell incomplete. The Rams made them pay, moving to the 15 before Stafford's screen pass to Williams resulted in a TD that made it a 21-8 game at halftime.

On LA's first offensive play of the second half, Williams ran for 56 yards to the AZ22 and that led to a 24-yard Havrisik FG that made it 24-8. The Cards had a chance to add to it on the next series but Matt Prater's FG try from 56 yards was a rare miss. The Rams took over at their own 46 and went 54 yards in 13 plays; Williams' 3-yard TD catch from Stafford early in the fourth quarter extended the LA lead to 31-8. RB Royce Freeman ended the next series with a 23-yard TD run to make it 37-8 with 8:19 remaining. With 5:12 left, Murray's 6-yard TD pass to WR Greg Dortch would make it 37-14 and provided the game's final score.

SCORING DRIVES

TEAM	QTR	TIME	SCORING PLAY	LAR	ARI
Rams	1	11:18	T.Higbee 7 yd. pass from M.Stafford (L.Havrisik kick) (9-75, 3:42)	7	0
Cardinals	1	04:50	K.Murray 2 yd. run (C.Tune run) (12-75, 6:28)	7	6
Rams	2	09:57	T.Higbee 5 yd. pass from M.Stafford (L.Havrisik kick) (8-51, 4:57)	14	8
Rams	2	00:59	K.Williams 15 yd. pass from M.Stafford (L.Havrisik kick) (4-48, 0:57)	21	8
Rams	3	07:33	L.Havrisik 24 yd. Field Goal (7-72, 3:49)	24	8
Rams	4	12:41	K.Williams 3 yd. pass from M.Stafford (L.Havrisik kick) (13-54, 7:22)	31	8
Rams	4	08:19	R.Freeman 23 yd. run (kick failed, wr) (5-38, 3:01)	37	8
Cardinals	4	05:12	G.Dortch 6 yd. pass from K.Murray (pass failed) (10-75, 3:07)	37	14

Team Statistics

	Rams	Cardinals
First Downs	25	19
3rd-Down Eff. (Made/Att/Pct)	6/12/50%	6/17/35%
4th-Down Eff. (Made/Att/Pct)	2/2/100%	2/3/67%
Total Net Yards	457	292
Total Plays	66	64
Yards Per Play	6.9	4.6
Rushes/Net Yards	33/228	15/73
Net Passing	229	219
Pass Attempts/Completions	33/25	45/27
Had Intercepted	1	0
Sacked/Yards Lost	0/0	4/37
Punts/Average	2/36.5	5/45.6
Penalties/Yards	5/23	5/34
Fumbles/Lost	0/0	0/0
Possession Time	34:52	25:08

LOS ANGELES RAMS

PASSING	ATT	CP	YDS	SK/YD	TD	LG	INT	RTG
Matthew Stafford	33	25	229	0/0	4	42	1	121.1
TOTAL	33	25	229	0/0	4	42	1	121.1

RUSHING	ATT	YDS	AVG	LG	TD
Kyren Williams	16	143	8.9	56	0
Royce Freeman	13	77	5.9	23t	1
Zach Evans	3	6	2.0	5	0
Matthew Stafford	1	2	2.0	2	0
TOTAL	33	228	6.9	56	1

RECEIVING	NO	YDS	AVG	LG	TD
Kyren Williams	6	61	10.2	24	2
Tyler Higbee	5	29	5.8	7t	2
Puka Nacua	4	27	6.8	14	0
Tutu Atwell	3	76	25.3	42	0
Cooper Kupp	3	18	6.0	7	0
Demarcus Robinson	2	13	6.5	7	0
Davis Allen	1	6	6.0	6	0
Ben Skowronek	1	-1	-1.0	-1	0
TOTAL	25	229	9.2	42	4

TOP DEFENSE	TOT	SOLO	AST	SCK	YDS	INT
Ernest Jones IV	6	1	5	0.0	0.0	0
Michael Hoecht	5	4	1	1.0	7.0	0
Christian Rozeboom	5	4	1	0.0	0.0	0

FIELD GOALS	FGM/FGA	PERCENT	RESULTS
Lucas Havrisik	1-2	50.0	50WR, 24G
TOTAL	1-2	50.0	

ARIZONA CARDINALS

PASSING	ATT	CP	YDS	SK/YD	TD	LG	INT	RTG
Kyler Murray	45	27	256	4/37	1	36	0	83.2
TOTAL	45	27	256	4/37	1	36	0	83.2

RUSHING	ATT	YDS	AVG	LG	TD
James Conner	6	27	4.5	14	0
Michael Carter	4	19	4.8	7	0
Emari Demercado	3	15	5.0	9	0
Blake Gillikin	1	10	10.0	10	0
Kyler Murray	1	2	2.0	2t	1
TOTAL	15	73	4.9	14	1

RECEIVING	NO	YDS	AVG	LG	TD
Trey McBride	7	60	8.6	16	0
Marquise Brown	6	88	14.7	36	0
Michael Carter	4	15	3.8	7	0
James Conner	4	5	1.3	8	0
Greg Dortch	3	27	9.0	14	1
Rondale Moore	2	35	17.5	20	0
Elijah Higgins	1	26	26.0	26	0
TOTAL	27	256	9.5	36	1

TOP DEFENSE	TOT	SOLO	AST	SCK	YDS	INT
Budda Baker	9	6	3	0.0	0.0	0
Kei'Trel Clark	9	6	3	0.0	0.0	0
Jalen Thompson	7	5	2	0.0	0.0	1

FIELD GOALS	FGM/FGA	PERCENT	RESULTS
Matt Prater	0-1	0.0	56WR
TOTAL	0-1	0.0	

CARDINALS 2023 TEAM STATS



WON 2, LOST 10

09/10	L	16-20	at Washington	64,693
09/17	L	28-31	N.Y. Giants	62,080
09/24	W	28-16	Dallas	62,915
10/01	L	16-35	at San Francisco	71,521
10/08	L	20-34	Cincinnati	62,651
10/15	L	9-26	at L.A. Rams	71,202
10/22	L	10-20	at Seattle	68,781
10/29	L	24-31	Baltimore	63,064
11/05	L	0-27	at Cleveland	67,919
11/12	W	25-23	Atlanta	62,861
11/19	L	16-21	at Houston	70,247
11/26	L	14-37	L.A. Rams	62,177

2023 TEAM STATISTICS

	ARI	OPP.
FIRST DOWNS	218	270
Rushing	76	101
Passing	118	146
Penalty	24	23
Third Down-Made/Att	54/153	71/151
Third Down Efficiency	35.3%	47.0%
Fourth Down-Made/Att	8/25	6/13
Fourth Down Efficiency	32.0%	46.2%
TOTAL NET YARDS	3,570	4,302
Avg. Per Game	297.5	358.5
Total Plays	732	781
Avg. Per Play	4.9	5.5
NET YARDS RUSHING	1,461	1,681
Avg. Per Game	121.8	140.1
Total Rushes	305	377
Avg. Per Rush	4.8	4.5
NET YARDS PASSING	2,109	2,621
Avg. Per Game	175.8	218.4
Sacked/Yards Lost	33/241	32/233
Gross Yards	2,350	2,854
Attempts/Completions	394/245	372/261
Pct. of Completion	62.2%	70.2%
Had Intercepted	9	9
PUNTS/AVERAGE	48/48.8	42/48.1
Net Punting Average	41.6	40.8
PUNT RETURN/AVG.	21/9.9	32/10.2
KICKOFF RETURN/AVG.	10/18.0	3/21.0
INTERCEPTION RETURN/AVG.	9/10.9	9/4.6
PENALTIES/YARDS	79/720	73/599
FUMBLES/BALL LOST	12/6	7/5
TOUCHDOWNS	22	38
Rushing	11	16
Passing	10	21
Returns	1	1
EXTRA POINTS/ATTEMPTS	11/12	36/37
TWO POINT CONVERSION/ATT.	3/10	0/1
FIELD GOALS/ATTEMPTS	19/22	19/23
AVG. TIME OF POSSESSION	27:47	32:13

SCORE BY PERIODS	Q1	Q2	Q3	Q4	OT	PTS
TEAM	53	81	39	33	0	206
OPPONENTS	58	103	57	103	0	321

SCORING	TD	RU	PA	RT	K-PAT	FG	2PT	S	PTS
M. Prater	0	0	0	0	11/12	19/22	0	0	68
M. Brown	4	0	4	0	0/0	0/0	0	0	24
J. Dobbs	3	3	0	0	0/0	0/0	2	0	22
K. Murray	3	3	0	0	0/0	0/0	0	0	18
J. Conner	2	2	0	0	0/0	0/0	0	0	12
R. Moore	2	1	1	0	0/0	0/0	0	0	12
M. Wilson	2	0	2	0	0/0	0/0	0	0	12
C. Tune	1	1	0	0	0/0	0/0	1	0	8
E. Demercado	1	1	0	0	0/0	0/0	0	0	6
G. Dortch	1	0	1	0	0/0	0/0	0	0	6
Z. Ertz	1	0	1	0	0/0	0/0	0	0	6
T. McBride	1	0	1	0	0/0	0/0	0	0	6
C. Thomas	1	0	0	1	0/0	0/0	0	0	6
TEAM	22	11	10	1	11/12	19/22	3	0	206
OPPONENTS	38	16	21	1	36/37	19/23	0	0	321

RUSHING	NO.	YDS	AVG	LONG	TD
J. Conner	104	526	5.1	35	2
J. Dobbs	47	258	5.5	44	3
E. Demercado	52	210	4.0	18	1
R. Moore	23	156	6.8	45t	1
K. Murray	14	86	6.1	22	3
K. Ingram	35	74	2.1	14	0
D. Williams	11	43	3.9	9	0
C. Tune	6	29	4.8	11	1
T. Jones Jr.	5	25	5.0	13	0
M. Brown	2	23	11.5	29	0
M. Carter	4	19	4.8	7	0
B. Gillikin	1	10	10.0	10	0
E. Turner	1	2	2.0	2	0
TEAM	305	1,461	4.8	45t	11
OPPONENTS	377	1,681	4.5	56	16

RECEIVING	TAR	NO.	YDS	AVG	LONG	TD
M. Brown	98	51	574	11.3	41	4
T. McBride	65	48	521	10.9	33	1
R. Moore	45	28	254	9.1	48t	1
Z. Ertz	43	27	187	6.9	17	1
M. Wilson	39	28	435	15.5	69	2
G. Dortch	19	10	105	10.5	31	1
J. Conner	18	14	36	2.6	11	0
E. Demercado	16	12	64	5.3	13	0
Z. Pascal	11	4	19	4.8	9	0
G. Swaim	8	7	58	8.3	11	0
E. Higgins	6	3	28	9.3	26	0
K. Ingram	4	4	26	6.5	9	0
T. Jones Jr.	4	3	16	5.3	11	0
M. Carter	4	4	15	3.8	7	0
D. Williams	2	2	12	6.0	8	0
TEAM	382	245	2,350	9.6	69	10
OPPONENTS	353	261	2,854	10.9	63	21

INTERCEPTIONS	NO.	YDS	AVG	LONG	TD
J. Thompson	3	49	16.3	35	0
K. Barnes	1	46	46.0	46	0
K. Wallace	1	2	2.0	2	0
Z. Collins	1	1	1.0	1	0
A. Hamilton Sr.	1	0	0.0	0	0
K. White	1	0	0.0	0	0
G. Williams	1	0	0.0	0	0
TEAM	9	98	10.9	46	0
OPPONENTS	10	59	5.9	25	1

FUMBLES	FUM	LST	FF	REC	TD
J. Dobbs	8	4	0	4	0
C. Tune	1	1	0	0	0
A. Hamilton Sr.	1	1	0	0	0
K. Murray	1	0	0	0	0
J. Conner	0	0	0	1	0
H. Froholdt	1	0	0	1	0
TEAM	12	6	0	6	0
OPPONENTS	7	5	0	1	0

PUNTING	NO.	YDS	AVG	NET	TB	IN	LG	B
B. Gillikin	35	1,751	50.0	42.1	0	5	66	0
N. Cooney	13	592	45.5	40.3	1	2	56	0
TEAM	48	2,343	48.8	41.6	1	7	66	0
OPPONENTS	42	2,020	48.1	40.8	5	17	73	0

PUNT RETURNS	RET	FC	YDS	AVG	LONG	TD
G. Dortch	19	6	196	10.3	49	0
R. Moore	1	3	11	11.0	11	0
A. Hamilton Sr.	1	0	0	0.0	0	0
TEAM	21	9	207	9.9	49	0
OPPONENTS	32	8	325	10.2	32	0

KICKOFF RETURNS	NO.	YDS	AVG	LONG	TD
G. Dortch	9	158	17.6	28	0
A. Baccellia	1	22	22.0	22	0
TEAM	10	180	18.0	28	0
OPPONENTS	3	63	21.0	24	0

FIELD GOALS	1-19	20-29	30-39	40-49	50+
M. Prater	0/0	3/3	5/6	5/5	6/8
TEAM	0/0	3/3	5/6	5/5	6/8
OPPONENTS	0/0	6/6	6/6	7/9	0/2

2-Pt Conv: J. Dobbs 2, J. Conner 0, K. Murray 0, C. Tune 1, TM 3-10, OPP 0-1

SACKS: D. Gardeck 5.0, V. Dimukeje 4.0, B. Ojulari 4.0, Z. Collins 3.5, D. Stills 3.5, K. Strong 2.5, L. Fotu 2.5, K. White 2.0, J. Ledbetter 1.5, J. Thompson 1.0, C. Watkins 1.0, B. Stille 1.0, J. Woods 0.5, TM 32.0, OPP 32.0 FUM/LOST: J. Dobbs 8/4, A. Hamilton Sr. 1/1, C. Tune 1/1, H. Froholdt 1/0, K. Murray 1/0, TM 12/6, OPP 7/5

PASSING	ATT	CMP	YDS	CMP%	YDS/ATT	TD	TD%	INT	INT%	LONG	SACK	LOST	RATING
J. Dobbs	266	167	1,569	62.8	5.9	8	3.0	5	1.9	69	17	126	81.2
K. Murray	107	66	719	61.7	6.7	2	1.9	2	1.9	48t	9	74	79.9
C. Tune	21	12	62	57.1	3.0	0	0.0	2	9.5	14	7	41	22.6
TEAM	394	245	2,350	62.2	6.0	10	2.5	9	2.3	69	33.0	241	77.7
OPPONENTS	372	261	2,854	70.2	7.7	21	5.6	9	2.4	63t	32.0	233	101.3



CARDINALS 2023 DEFENSIVE STATS

POS.	PLAYER	TKL.	AST.	COMB	TFL	SACKS/SK. YDS.	QH	FR	FF	INT./YDS.	PD
LB	White, Kyzir	53	37	90	9	2.0/10.0	2	0	0	1/0	3
S	Thompson, Jalen	43	12	55	4	1.0/9.0	2	0	1	3/49	5
CB	Wilson, Marco	41	11	52	0	0.0/0.0	0	0	0	0/0	4
S	Baker, Budda	32	18	50	1	0.0/0.0	0	0	0	0/0	0
LB	Woods, Josh	26	18	44	1	0.5/3.0	1	0	1	0/0	1
S	Wallace, K'Von	26	17	43	1	0.0/0.0	0	0	0	1/2	4
CB	Clark, Kei'Trel	34	6	40	2	0.0/0.0	0	0	0	0/0	4
DL	Ledbetter, Jonathan	20	17	37	1	1.5/3.0	3	0	0	0/0	0
DL	Stills, Dante	15	22	37	5	3.5/25.0	5	0	0	0/0	0
LB	Gardeck, Dennis	26	8	34	7	5.0/52.0	10	0	1	0/0	1
DL	Strong, Kevin	18	14	32	4	2.5/25.0	3	1	0	0/0	1
LB	Collins, Zaven	21	9	30	5	3.5/30.5	6	1	0	1/1	2
DL	Lopez, Roy	13	14	27	1	0.0/0.0	1	0	0	0/0	0
LB	Barnes, Krys	18	8	26	2	0.0/0.0	0	0	0	1/46	5
DL	Fotu, Leki	15	10	25	5	2.5/14.0	2	0	0	0/0	0
LB	Ojulari, BJ	14	11	25	4	4.0/28.0	4	0	0	0/0	0
CB	Hamilton Sr., Antonio	18	5	23	0	0.0/0.0	0	0	0	1/0	5
LB	Dimukeje, Victor	15	8	23	5	4.0/27.5	7	0	1	0/0	0
S	Chachere, Andre	16	4	20	0	0.0/0.0	0	0	0	0/0	2
LB	Thomas, Cameron	9	9	18	3	0.0/0.0	1	1	0	0/0	1
CB	Thomas V, Starling	14	1	15	1	0.0/0.0	0	0	0	0/0	2
CB	Williams, Garrett	12	2	14	0	0.0/0.0	0	0	0	1/0	2
LB	Turner, Ezekiel	4	6	10	0	0.0/0.0	0	0	0	0/0	0
DL	Stille, Ben	6	2	8	0	1.0/0.0	1	0	0	0/0	0
DL	Watkins, Carlos	4	3	7	1	1.0/6.0	1	0	0	0/0	1
LB	Luketa, Jesse	3	4	7	0	0.0/0.0	1	0	0	0/0	0
DL	Hoskins, Phil	2	3	5	0	0.0/0.0	0	0	0	0/0	0
DL	Banks, Eric	2	0	2	0	0.0/0.0	0	0	0	0/0	0
DL	Collier, L.J.	2	0	2	0	0.0/0.0	0	0	0	0/0	0
CB	Wilson, Divaad	1	0	1	0	0.0/0.0	0	0	0	0/0	0
S	Blount, Joey	0	1	1	0	0.0/0.0	0	0	0	0/0	0
LB	Pappoe, Owen	0	1	1	0	0.0/0.0	0	0	0	0/0	0
TOTALS		523	281	804	62	32.0/233.0	50	3	4	9/98	43

POS.	PLAYER	TKL.	AST.	COMB.	DEFENSIVE SCORES
S	Blount, Joey	4	4	8	INT (0)
LB	Turner, Ezekiel	4	4	8	FR (1)
WR	Pascal, Zach	5	2	7	(1:02) (Shotgun) S.Howell sacked at WAS 12 for -14 yards (D.Gardeck). FUMBLES (D.Gardeck) [D.Gardeck], RECOVERED by ARZ-C.Thomas at WAS 2. C.Thomas for 2 yards. @ WAS (09/10/23)
LB	Dimukeje, Victor	4	1	5	Safety (0)
CB	Hamilton Sr., Antonio	4	0	4	FR (2)
CB	Price, Bobby	3	1	4	(13:38) B.Gillikin punts 45 yards to LA 15, Center-A.Brewer. A.Trammell to LA 16 for 1 yard (B.Price, J.Blount). FUMBLES (J.Blount), touched at LA 16, RECOVERED by ARZ-B.Price at LA 17. @ LAR (10/15/23)
LB	Pappoe, Owen	2	2	4	(3:30) B.Gillikin punts 57 yards to SEA 28, Center-A.Brewer. D.Dallas to SEA 32 for 4 yards (J.Blount). FUMBLES (J.Blount), RECOVERED by ARZ-D.Gardeck at SEA 32. D.Gardeck to SEA 30 for 2 yards (C.Thompson). @ SEA (10/22/23)
LB	Gardeck, Dennis	3	0	3	
LB	Barnes, Krys	2	0	2	
S	Chachere, Andre	1	1	2	
P	Gillikin, Blake	1	1	2	
TE	McBride, Trey	1	1	2	
LB	Luketa, Jesse	0	2	2	
CB	Boyd, Kris	1	0	1	
CB	Matthew, Christian	1	0	1	
LB	Thomas, Cameron	1	0	1	
WR	Dortch, Greg	0	1	1	
TE	Swaim, Geoff	0	1	1	
TOTALS		37	21	58	

CARDINALS GAME-BY-GAME OFFENSE



2023 REGULAR SEASON CARDINALS GAME-BY-GAME OFFENSE

	09/10	09/17	09/24	10/01	10/08	10/15	10/22	10/29	11/05	11/12	11/19	11/26	12/03	12/17	12/24	12/31	01/07	Totals
	@	vs.	vs.	@	vs.	@	@	vs.	@	vs.	@	vs.	@	vs.	@	@	vs.	
	WAS	NYG	DAL	SF	CIN	LAR	SEA	BAL	CLE	ATL	HOU	LAR	PIT	SF	CHI	PHI	SEA	
FIRST DOWNS																		
Total	13	24	20	23	15	20	15	22	7	20	20	19						218
Rushing	4	10	8	7	5	6	6	7	3	8	7	5						76
Passing	9	11	8	13	10	12	7	12	3	11	11	11						118
Penalty	0	3	4	3	0	2	2	3	1	1	2	3						24
THIRD DOWNS																		
Attempts	14	10	10	15	11	16	15	12	12	11	10	17						153
Converted	4	4	5	8	4	6	5	5	1	3	3	6						54
Percentage	28.6%	40.0%	50.0%	53.3%	36.4%	37.5%	33.3%	41.7%	8.3%	27.3%	30.0%	35.3%						35.3%
FOURTH DOWNS																		
Attempts	1	0	0	3	3	4	3	2	1	1	4	3						25
Converted	0	0	0	2	0	2	0	0	0	1	1	2						8
Percentage	0.0%	0	0	66.7%	0.0%	50.0%	0.0%	0.0%	0.0%	100.0%	25.0%	66.7%						32.0%
TOT. OFFENSE																		
Net Yards	210	379	400	362	294	345	249	310	58	352	319	292						3,570
Plays	58	60	53	67	57	73	63	71	48	60	58	64						732
Avg./Play	3.6	6.3	7.5	5.4	5.2	4.7	4.0	4.4	1.2	5.9	5.5	4.6						4.9
RUSHING																		
Net Yards	96	151	222	105	142	130	127	129	41	122	123	73						1,461
Rush. Att.	25	29	30	25	22	30	25	32	21	26	25	15						305
Avg./Att.	3.8	5.2	7.4	4.2	6.5	4.3	5.1	4.0	2.0	4.7	4.9	4.9						4.8
PASSING																		
Net Yards	114	228	178	257	152	215	122	181	17	230	196	219						2,109
Attempts	30	31	21	41	32	41	34	37	20	32	30	45						394
Completions	21	21	17	28	15	21	20	25	11	19	20	27						245
Intercepted	0	0	0	0	2	1	0	2	2	1	1	0						9
Gross Yards	132	228	189	265	166	235	150	208	58	249	214	256						2,350
Sacked	3.0	0.0	2.0	1.0	3.0	2.0	4.0	2.0	7.0	2.0	3.0	4.0						33.0
Yards Lost	18	0	11	8	14	20	28	27	41	19	18	37						241
ADVANCES																		
Rushes	25	29	30	25	22	30	25	32	21	26	25	15						305
Completions	21	21	17	28	15	21	20	25	11	19	20	27						245
Totals	46	50	47	53	37	51	45	57	32	45	45	42						550
Total Drives	11	10	9	7	13	12	11	13	14	10	10	11						131
PENALTIES																		
Number	9	8	8	9	2	5	7	6	4	11	5	5						79
Yards	122	57	69	55	16	36	59	70	40	112	50	34						720
FUMBLES																		
Number	3	0	0	1	1	1	2	1	1	0	2	0						12
Lost	2	0	0	0	1	1	0	0	1	0	1	0						6
PUNTING																		
Yards	235	146	94	117	219	134	240	207	460	156	107	228						2,343
Punts	5	3	2	3	4	3	5	4	9	3	2	5						48
Net Avg.	45.0	37.3	47.0	31.0	37.8	34.7	38.6	44.0	45.0	49.3	45.5	41.2						41.6
Gross Avg.	47.0	48.7	47.0	39.0	54.8	44.7	48.0	51.8	51.1	52.0	53.5	45.6						48.8
SCORING																		
Points	16	28	28	16	20	9	10	24	0	25	16	14						206
Q1	3	7	9	0	0	3	3	7	0	3	10	8						53
Q2	10	13	12	10	14	6	7	0	0	9	0	0						81
Q3	3	8	0	6	6	0	0	0	0	10	6	0						39
Q4	0	0	7	0	0	0	0	17	0	3	0	6						33
OT	0	0	0	0	0	0	0	0	0	0	0	0						0
TD Rushing	0	2	2	0	1	0	1	1	0	2	1	1						11
TD Passing	0	1	1	2	2	0	0	2	0	0	1	1						10
TD KO Returns	0	0	0	0	0	0	0	0	0	0	0	0						0
TD Punt Returns	0	0	0	0	0	0	0	0	0	0	0	0						0
TD Sp. Teams	0	0	0	0	0	0	0	0	0	0	0	0						0
TD Def. Returns	1	0	0	0	0	0	0	0	0	0	0	0						1
FG Attempts	3	3	3	1	0	3	2	1	0	4	1	1						22
FG Made	3	2	3	1	0	3	1	1	0	4	1	0						19
Safety	0	0	0	0	0	0	0	0	0	0	0	0						0
2-Pt Attempts	0	1	2	1	0	0	0	2	0	1	1	2						10
2-Pt Made	0	1	0	0	0	0	0	1	0	0	0	1						3
Time of Possession	28:36	30:37	25:27	30:46	21:50	30:30	29:28	30:21	23:35	28:18	28:45	25:08						27:46



CARDINALS GAME-BY-GAME DEFENSE

2023 REGULAR SEASON CARDINALS GAME-BY-GAME DEFENSE

	09/10	09/17	09/24	10/01	10/08	10/15	10/22	10/29	11/05	11/12	11/19	11/26	12/03	12/17	12/24	12/31	01/07	Totals
	@	vs.	vs.	@	vs.	@	@	vs.	@	vs.	@	vs.	@	vs.	@	@	vs.	
	WAS	NYG	DAL	SF	CIN	LAR	SEA	BAL	CLE	ATL	HOU	LAR	PIT	SF	CHI	PHI	SEA	
FIRST DOWNS																		
Total	21	26	26	30	27	17	18	21	17	20	22	25						270
Rushing	7	10	12	10	7	9	6	9	7	11	4	9						101
Passing	10	15	11	17	19	7	11	8	9	5	18	16						146
Penalty	4	1	3	3	1	1	1	4	1	4	0	0						23
THIRD DOWNS																		
Attempts	12	12	16	5	14	12	13	11	17	14	13	12						151
Converted	4	7	9	3	5	4	7	4	6	7	9	6						71
Percentage	33.3%	58.3%	56.3%	60.0%	35.7%	33.3%	53.8%	36.4%	35.3%	50.0%	69.2%	50.0%						47.0%
FOURTH DOWNS																		
Attempts	0	1	1	1	3	0	0	0	2	2	1	2						13
Converted	0	1	0	1	0	0	0	0	1	1	0	2						6
Percentage	0	100.0%	0.0%	100.0%	0.0%	0	0	0	50.0%	50.0%	0.0%	100.0%						46.2%
TOT. OFFENSE																		
Net Yards	248	439	416	395	380	382	318	268	326	254	419	457						4,302
Plays	65	67	75	53	79	55	58	60	71	65	67	66						781
Avg./Play	3.8	6.6	5.5	7.5	4.8	6.9	5.5	4.5	4.6	3.9	6.3	6.9						5.5
RUSHING																		
Net Yards	92	127	185	124	93	179	115	130	113	184	111	228						1,681
Rush. Att.	28	27	33	31	30	28	32	29	40	41	25	33						377
Avg./Att.	3.3	4.7	5.6	4.0	3.1	6.4	3.6	4.5	2.8	4.5	4.4	6.9						4.5
PASSING																		
Net Yards	156	312	231	271	287	203	203	138	213	70	308	229						2,621
Attempts	31	37	40	21	46	24	24	27	30	21	38	33						372
Completions	19	26	25	20	36	15	18	18	19	12	28	25						261
Intercepted	1	1	1	0	1	0	1	0	0	0	3	1						9
Gross Yards	202	321	249	283	317	226	219	157	219	94	338	229						2,854
Sacked	6.0	3.0	2.0	1.0	3.0	3.0	2.0	4.0	1.0	3.0	4.0	0.0						32.0
Yards Lost	46	9	18	12	30	23	16	19	6	24	30	0						233
ADVANCES																		
Rushes	28	27	33	31	30	28	32	29	40	41	25	33						377
Completions	19	26	25	20	36	15	18	18	19	12	28	25						261
Totals	47	53	58	51	66	43	50	47	59	53	53	58						638
Total Drives	13	10	8	8	12	10	10	12	14	10	11	10						128
PENALTIES																		
Number	8	9	13	4	4	6	5	6	6	4	3	5						73
Yards	70	75	107	21	40	59	32	45	65	43	19	23						599
FUMBLES																		
Number	2	0	0	0	1	1	2	1	0	0	0	0						7
Lost	2	0	0	0	0	1	2	0	0	0	0	0						5
PUNTING																		
Yards	266	111	102	45	145	186	143	242	410	203	94	73						2,020
Punts	6	3	2	1	3	4	3	5	7	4	2	2						42
Net Avg.	40.3	37.0	41.5	45.0	41.0	37.5	38.3	46.2	46.0	36.8	45.5	26.5						40.8
Gross Avg.	44.3	37.0	51.0	45.0	48.3	46.5	47.7	48.4	58.6	50.8	47.0	36.5						48.1
SCORING																		
Points	20	31	16	35	34	26	20	31	27	23	21	37						321
Q1	7	0	3	7	10	3	7	7	0	0	7	7						58
Q2	3	0	7	14	7	3	7	7	13	14	14	14						103
Q3	0	14	3	0	7	10	3	7	7	3	0	3						57
Q4	10	17	3	14	10	10	3	10	7	6	0	13						103
OT	0	0	0	0	0	0	0	0	0	0	0	0						0
TD Rushing	1	2	0	4	0	1	0	3	1	2	1	1						16
TD Passing	1	2	1	1	3	1	2	1	2	1	2	4						21
TD KO Returns	0	0	0	0	0	0	0	0	0	0	0	0						0
TD Punt Returns	0	0	0	0	0	0	0	0	0	0	0	0						0
TD Sp. Teams	0	0	0	0	0	0	0	0	0	0	0	0						0
TD Def. Returns	0	0	0	0	1	0	0	0	0	0	0	0						1
FG Attempts	2	1	3	0	2	4	2	2	3	1	1	2						23
FG Made	2	1	3	0	2	4	2	1	2	1	0	1						19
Safety	0	0	0	0	0	0	0	0	0	0	0	0						0
2-Pt Attempts	0	0	0	0	0	0	0	0	0	1	0	0						1
2-Pt Made	0	0	0	0	0	0	0	0	0	0	0	0						0
Time of Possession	31:24	29:23	34:33	29:14	38:10	29:30	30:32	29:39	36:25	31:42	31:15	34:52						32:13



RUSHING

200 Yards Rushing

By Cardinals: 228, Beanie Wells at St. Louis, Nov. 27, 2011 (27 att., 1 TD)
By Opponent: 228, Clinton Portis at Denver, Dec. 29, 2002 (24 att., 2 TD)

150 Yards Rushing

By Cardinals: 164, Kenyan Drake at Dallas, Oct. 19, 2020 (20 att., 2 TD)
By Opponent: 158, Kyren Williams vs. LA Rams, Oct. 15, 2023 (20 att., 1 TD)

100 Yards Rushing

By Cardinals: 106, James Conner vs. NY Giants, Sep. 17, 2023 (23 att., 1 TD)
By Opponent: 143, Kyren Williams vs. LA Rams, Nov. 26, 2023 (16 att.)

Two 100-Yard Rushers

By Cardinals: 126 yards, Ottis Anderson/102 yards, Wayne Morris at New Orleans, Oct. 5, 1980
By Opponent: 128 yards, Marshawn Lynch/108 yards, Robert Turbin at Seattle, Dec. 9, 2012

Four Rushing Touchdowns

By Cardinals: Kenyan Drake vs. Cleveland, Dec. 15, 2019 (5, 1, 1, 17 yards)
By Opponent: Shaun Alexander at Seattle, Sep. 25, 2005 (25, 1, 1, 1 yards)

Three Rushing Touchdowns

By Cardinals: Kenyan Drake (4) vs. Cleveland, Dec. 15, 2019 (5, 1, 1, 17 yards)
By Opponent: Gus Edwards vs. Baltimore, Oct. 29, 2023 (1, 7, 1 yards)

Two Rushing Touchdowns

By Cardinals: James Conner at LA Rams, Nov. 13, 2022 (4, 9 yards)
By Opponent: Gus Edwards (3) vs. Baltimore, Oct. 29, 2023 (1, 7, 1 yards)

PASSING

500 Yards Passing

By Cardinals: 522, Boomer Esiason at Washington, Nov. 10, 1996-OT (35 comp., 59 att.)
By Opponent: Never happened

400 Yards Passing

By Cardinals: 400, Kyler Murray vs. Minnesota, Sep. 19, 2021 (29 comp., 36 att.)
By Opponent: 424, Jared Goff vs. LA Rams, Dec. 1, 2019 (32 comp., 43 att.)

300 Yards Passing

By Cardinals: 326, Kyler Murray at Minnesota, Oct. 30, 2022 (31 comp., 44 att.)
By Opponent: 336, C.J. Stroud at Houston, Nov. 19, 2023 (27 comp., 37 att.)

Six Touchdown Passes

By Cardinals: Charley Johnson vs. New Orleans, Nov. 2, 1969 (32, 14, 28, 31, 26, 14 yards)
By Opponent: Brett Favre at NY Jets, Sep. 28, 2008 (12, 34, 2, 17, 40, 24 yards)

Five Touchdown Passes

By Cardinals: Kurt Warner at Chicago, Nov. 8, 2009 (11, 6, 17, 15, 4 yards)
By Opponent: Patrick Mahomes vs. Kansas City, Sep. 11, 2022 (9, 3, 4, 1, 2 yards)

Four Touchdown Passes

By Cardinals: Kyler Murray at Cleveland, Oct. 17, 2021 (21, 13, 9, 14 yards)
By Opponent: Matthew Stafford vs. LA Rams, Nov. 26, 2023 (7, 5, 15, 3 yards)

Three Touchdown Passes

By Cardinals: Kyler Murray at Minnesota, Oct. 30, 2022 (6, 8, 38 yards)
By Opponent: Matthew Stafford vs. LA Rams, Nov. 26, 2023 (7, 5, 15, 3 yards)

RECEIVING

200 Yards Receiving

By Cardinals: 217, Anquan Boldin at Detroit, Sep. 7, 2003 (10 rec., 2 TD)
By Opponent: 200, Tyler Lockett vs. Seattle, Oct. 25, 2020 (15 rec., 3 TD)

150 Yards Receiving

By Cardinals: 159, DeAndre Hopkins at Minnesota, Oct. 30, 2022 (12 rec., 1 TD)
By Opponent: 192, Ja'Marr Chase vs. Cincinnati, Oct. 8, 2023 (15 rec., 3 TD)

100 Yards Receiving

By Cardinals: 131, Trey McBride vs. Atlanta, Nov. 12, 2023 (8 rec.)
By Opponent: 149, Tank Dell at Houston, Nov. 19, 2023 (8 rec., 1 TD)

Two 100-Yard Receivers

By Cardinals: 112, A.J. Green (5 rec.), 104, Christian Kirk (7 rec.) at Jacksonville, Sep. 26, 2021
By Opponent: 172, Robert Woods (13 rec.), 107, Tyler Higbee (7 rec., 1 TD) vs. LA Rams, Dec. 1, 2019

Four Receiving Touchdowns

By Cardinals: Roy Green vs. Seattle, Nov. 13, 1983 (15, 23, 7, 63 yards)
By Opponent: Earnest Gray vs. NY Giants, Sep. 7, 1980 (10, 37, 42, 20 yards)

Three Receiving Touchdowns

By Cardinals: Christian Kirk at Tampa Bay, Nov. 10, 2019 (33, 69, 15 yards)
By Opponent: Ja'Marr Chase vs. Cincinnati, Oct. 8, 2023 (2, 63, 3 yards)

Two Receiving Touchdowns

By Cardinals: Michael Wilson at San Francisco Jan. 2, 2022 (16, 8 yards)
By Opponent: T.Higbee (7, 5 yds) & K.Williams (15, 3 yds) vs. LA Rams, Nov. 26, 2023

10 or More Receptions in a Game

By Cardinals: Trey McBride (10 for 95 yards) vs. Baltimore, Oct. 29, 2023
By Opponent: Ja'Marr Chase (15 for 192 yards) vs. Cincinnati, Oct. 8, 2023

COMBOS

100-Yard Rusher/100-Yard Receiver

By Cardinals: Kenyan Drake, 100 rushing yards/DeAndre Hopkins, 127 receiving yards vs. Buffalo, Nov. 15, 2020
By Opponent: Devin Singletary, 112 rushing yards/Tank Dell, 149 receiving yards at Houston, Nov. 19, 2023

100-Yard Rusher/Two 100-Yard Receivers

By Cardinals: Johnny Johnson, 103 rushing yards/Ernie Jones, 117 receiving yards/Roy Green, 120 receiving yards vs. Green Bay, Nov. 18, 1990
By Opponent: Marshawn Lynch, 113 rushing yards/Luke Willson, 139 receiving yards/Doug Baldwin, 113 receiving yards vs. Seattle, Dec. 21, 2014

100-Yard Rusher/100-Yard Receiver/300-Yard Passer

By Cardinals: Chris Johnson, 109 rushing yards/Michael Floyd, 106 receiving yards/Carson Palmer 374 passing yards at Cleveland, Nov. 1, 2015
By Opponent: Devin Singletary, 112 rushing yards/Tank Dell, 149 receiving yards/C.J. Stroud, 336 passing yards at Houston, Nov. 19, 2023

Two 100-Yard Receivers/300-Yard Passer

By Cardinals: A.J. Green, 112; Christian Kirk, 104; Kyler Murray, 316, at Jacksonville, Sep. 26, 2021
By Opponent: Robert Woods, 172; Tyler Higbee, 107; Jared Goff, 424 vs. LA Rams, Dec. 1, 2019

SCORING

Four Total Touchdowns

By Cardinals: Kenyan Drake vs. Cleveland, Dec. 15, 2019 (4 rush)
By Opponent: Christian McCaffrey at San Francisco, Oct. 1, 2023 (3 rush, 1 rec.)

Three Total Touchdowns

By Cardinals: James Conner at San Francisco, Nov. 7, 2021 (2 rush, 1 rec.)
By Opponent: Gus Edwards vs. Baltimore, Oct. 29, 2023 (3 rush.)

Two-Point Conversion

By Cardinals: Clayton Tune run vs. LA Rams, Nov. 26, 2023
By Opponent: Austin Ekeler reception vs. LA Chargers, Nov. 27, 2022

Multiple Two-Point Conversions

By Cardinals: Eno Benjamin run; Zach Ertz reception vs. New Orleans, Oct. 20, 2022
By Opponent: Todd Gurley run (2x); Malcolm Brown reception vs. LA Rams, Sep. 16, 2018

Safety

By Cardinals: Intentional grounding by Jalen Hurts in end zone vs. Philadelphia, Dec. 20, 2020
By Opponent: Intentional grounding by Kyler Murray in end zone vs. Indianapolis, Dec. 25, 2021

KICKING

Six Field Goals

By Cardinals: Neil Rackers vs. San Francisco, Oct. 2, 2005 (40, 45, 48, 23, 43, 24 yards)
By Opponent: Never happened

Five Field Goals

By Cardinals: Phil Dawson at Washington, Dec. 17, 2017 (40, 35, 19, 34, 32 yards)
By Opponent: Robbie Gould vs. San Francisco, Oct. 1, 2017 (49, 39, 47, 48, 23 yards)

Four Field Goals

By Cardinals: Matt Prater vs. Atlanta, Nov. 12, 2023 (51, 46, 56, 23 yards)
By Opponent: Brett Maher vs. LA Rams, Oct. 15, 2023 (29, 35, 25, 43 yards)

Three Field Goals

By Cardinals: Matt Prater vs. Atlanta, Nov. 12, 2023 (51, 46, 56, 23 yards)
By Opponent: Brett Maher vs. LA Rams, Oct. 15, 2023 (29, 35, 25 yards)



THE LAST TIME - REGULAR SEASON

Missed Point-After-Touchdown

By Cardinals: Matt Prater vs. Cincinnati, Oct. 8, 2023 (wide left)
By Opponent: Lucas Havrisik vs. LA Rams, Nov. 27, 2023 (wide right)

Blocked Punt

By Cardinals: Ezekiel Turner vs. Philadelphia, Dec. 20, 2020 (Cameron Johnston punt)
By Opponent: Richie Grant at Atlanta, Jan. 1, 2023 (Andy Lee Punt)

Blocked Punt Return For Touchdown

By Cardinals: Dennis Gardeck (Cameron Malveaux block) at Seattle, Dec. 30, 2018, 0 yards (Michael Dickson punt)
By Opponent: Elijah Penny (Michael Thomas block) at NY Giants, Oct. 20, 2019, 0 yards (Andy Lee punt)

Blocked Field Goal Attempt

By Cardinals: Leki Fotu at Minnesota, Oct. 30, 2022 (Greg Joseph 45-yard attempt)
By Opponent: A'Shawn Robinson at LA Rams, Jan. 3, 2021 (Mike Nugent 37-yard attempt)

Blocked Field Goal Attempt For Touchdown

By Cardinals: Justin Bethel (Adrian Wilson block) vs. Chicago, Dec. 23, 2012, 82 yards (Olindo Mare kick)
By Opponent: Mike Bass (Verlon Biggs block) at Washington, Sep. 24, 1972, 32 yards (Jim Bakken kick)

RETURNS

Punt Return For Touchdown

By Cardinals: Ted Ginn, Jr. at NY Giants, Sep. 14, 2014, 71 yards (Steve Weatherford punt)
By Opponent: Diontae Johnson vs. Pittsburgh, Dec. 8, 2019, 85 yards (Andy Lee punt)

Kickoff Return For Touchdown

By Cardinals: David Johnson at Chicago, Sep. 20, 2015, 108 yards (Robbie Gould kickoff)
By Opponent: Tyler Lockett at Seattle, Dec. 31, 2017, 99 yards (Phil Dawson kickoff)

Interception Return For Touchdown

By Cardinals: Zaven Collins vs. Seattle, Nov. 6, 2022 (30 yards, Geno Smith pass)
By Opponent: Cam Taylor-Britt vs. Cincinnati, Oct. 8, 2023 (11 yards, Johua Dobbs pass)

Fumble Return For Touchdown

By Cardinals: Cam Thomas at Washington, Sep. 10, 2023, 2 yards (Sam Howell fumble)
By Opponent: Raekwon McMillan vs. New England, Dec. 12, 2022, 23 yards (De'Andre Hopkins fumble)

DEFENSE

Four Interceptions

By Cardinals: Kwamie Lassiter vs. San Diego, Dec. 27, 1998
By Opponent: Never happened

Three Interceptions

By Cardinals: Antrel Rolle at Cincinnati, Nov. 18, 2007
By Opponent: Marcus Trufant at Seattle, Dec. 9, 2007

Two Interceptions

By Cardinals: Marco Wilson vs. Tampa Bay, Dec. 25, 2022
By Opponent: Tashaun Gipson Sr. at San Francisco, Jan. 8, 2023

Two Interceptions By Teammates

By Cardinals: at Washington, Oct. 16, 1994 (Aeneas Williams and James Williams)
By Opponent: vs. Cincinnati, Oct. 8, 2023 (Cam Taylor-Britt and Germaine Pratt)

Four Quarterback Sacks

By Cardinals: Chandler Jones (5.0) at Tennessee, Sep. 12, 2021
By Opponent: Cameron Wake (4.5) vs. Miami, Sep. 30, 2012

Three Quarterback Sacks

By Cardinals: J.J. Watt at Denver, Dec. 18, 2022
By Opponent: Josh Uche vs. New England, Dec. 12, 2022

Two Quarterback Sacks By Teammates

By Cardinals: at Cleveland, Oct. 17, 2021 (Markus Golden 2.0, Jordan Hicks 2.0)
By Opponent: vs. Carolina, Sep. 22, 2019 (Mario Addison 3.0, Christian Miller 2.0)

Two Opponent Fumble Recoveries

By Cardinals: Jordan Hicks at San Francisco, Nov. 7, 2021
By Opponent: J.J. Watt vs. Houston, Nov. 10, 2013

TEAM SCORING

50 Points Scored By Team

By Cardinals: St. Louis 56 at Minnesota 14, Oct. 6, 1963
By Opponent: Arizona 0 at Seattle 58, Dec. 9, 2012

40 Points Scored By Team

By Cardinals: Arizona 42, vs. New Orleans 34, Oct. 20, 2022
By Opponent: Arizona 21, vs. Kansas City 44, Sep. 11, 2022

20 First-Quarter Points

By Cardinals: 21 vs. San Francisco, Sep. 10, 2006
By Opponent: 21 vs. Denver, Oct. 18, 2018

20 Second-Quarter Points

By Cardinals: 21 vs. NY Giants, Sep. 17, 2023
By Opponent: 20 vs. Philadelphia, Dec. 20, 2020

20 Third-Quarter Points

By Cardinals: 21 vs. Green Bay, Dec. 27, 2015
By Opponent: 21 at San Francisco, Jan. 2, 2011

20 Fourth-Quarter Points

By Cardinals: 20 at Seattle, Dec. 24, 2016
By Opponent: 21 vs. LA Rams, Dec. 6, 2020

30 One-Half Points

By Cardinals: 31 in first half vs. San Francisco, Sep. 27, 2015
By Opponent: 31 in second half vs. NY Giants, Sep. 17, 2023

Score Touchdown In Each Quarter

By Cardinals: at Cleveland, Oct. 17, 2021 (7, 16, 7, 7 points)
By Opponent: vs. Baltimore Oct. 29, 2023 (7, 7, 7, 7 points)

OFFENSE

500 Yards Total Offense

By Cardinals: 503 vs. Minnesota, Sep. 19, 2021
By Opponent: 572 vs. Seattle, Oct. 25, 2020

No Sacks/No Interceptions Allowed

By Cardinals: vs. NY Giants, Sep. 17, 2023
By Opponent: vs. San Francisco, Nov. 21, 2022

DEFENSE

Shutout

By Cardinals: Arizona 23, vs. NY Giants 0, Dec. 24, 2017 (State Farm Stadium)
By Opponent: Arizona 0, at Cleveland 27, Nov. 5, 2023 (Cleveland Browns Stadium)

Shutout At Home

By Cardinals: Arizona 23, vs. NY Giants 0, Dec. 24, 2017 (State Farm Stadium)
By Opponent: Arizona 0, vs. Seattle 38, Sep. 14, 2003 (Sun Devil Stadium)

Shutout On The Road

By Cardinals: Arizona 38, at Dallas 0, Nov. 16, 1970 (Cotton Bowl)
By Opponent: Arizona 0, at Cleveland 27, Nov. 5, 2023 (Cleveland Browns Stadium)

MISCELLANEOUS

Overtime Win At Home

By Cardinals: vs. Seattle, Oct. 25, 2020, 37-34 (State Farm Stadium)
By Opponent: Dec. 25 2022 vs. Tampa Bay, 19-16 (State Farm Stadium)

Overtime Win On The Road

By Cardinals: Sep. 18, 2022 at Las Vegas, 29-23 (Allegiant Stadium)
By Opponent: Nov. 7, 2010 at Minnesota, 27-24 (Metrodome)

10 Or More Penalties

By Cardinals: 11, vs. Atlanta, Nov. 12 2023 (112 yards)
By Opponent: 13, vs. Dallas, Sep. 24, 2023 (107 yards)

Tie Game

By Cardinals: Sep. 8, 2019 vs. Detroit, 27-27

Over 40:00 Time of Possession (Non-OT)

By Cardinals: 40:22 at Seattle, Nov. 21, 2021
By Opponent: 40:12 at San Francisco, Oct. 7, 2018

CARDINALS MISCELLANEOUS STATS



Season Record.....	2-10	At Home.....	2-4	When won coin toss.....	0-2
In NFC West Games.....	0-4	On the Road.....	0-6	When lost coin toss.....	2-8
In NFC East Games.....	1-2	Outdoors.....	0-5	When scored first.....	2-4
In NFC North Games.....	0-0	Indoors.....	2-5	When opponent scores first.....	0-6
In NFC South Games.....	1-0	On Natural Grass.....	2-7	In overtime games.....	0-0
In September.....	1-2	When Cards out-rushed opponent.....	1-5		
In October.....	0-5	When Cards out-passed opponent.....	1-3		
In November.....	1-3	While wearing white jersey/white pants.....	0-5		
In December.....	0-0	While wearing red jersey/red pants.....	2-3		
In January.....	0-0	While wearing alternate black uniform.....	0-2		
With roof open at State Farm Stadium.....	0-1	When playing in the Eastern Time Zone.....	0-2		
With roof closed at State Farm Stadium.....	2-3	When Tied at Halftime.....	0-0		
When Yielding 20 Points or Less.....	1-1	When Led at the End of 3 rd Quarter.....	2-2		
When Scoring 20 Points or More.....	2-3	When Trailing at the End of 3 rd Quarter.....	0-8		
When Led at Halftime.....	1-3	When Tied at the End of 3 rd Quarter.....	0-0		
When Trailing at Halftime.....	1-7	When Arizona had a 100-yd rusher.....	0-1		
When Arizona had a 100-yd rusher.....	0-1	When opp. had a 100-yd rusher.....	1-5		
When opp. had a 100-yd rusher.....	1-5	When Arizona had a 300-yard passer.....	0-0		
When Arizona had a 100-yd receiver.....	1-0	When opponent had a 300-yard passer.....	0-3		
When opp. had a 100-yd receiver.....	0-5	When Arizona won turnover margin.....	1-5		
		When opponent won turnover margin.....	1-4		

Booth Initiated Reviews

Date	Opp	Explanation	Result
10-1	@ SF	Reviewed the short of the line to gain ruling for ARZ RB Joshua Dobbs-(First down)	Reversed
10-15	@ LAR	Reviewed the fumble ruling in endzone for LAR RB Kyren Williams-(Touchdown)	Reversed
10-29	vs. BAL	Reviewed the fumble ruling for BAL QB Lamar Jackson-(Incomplete)	Reversed
11-5	@ CLV	Reviewed the pass completion ruling for CLV WR Elijah Moore	Upheld
11-12	vs. ATL	Reviewed the runner broke the plane ruling for ARZ WR Michael Wilson-(Short of TD)	Reversed
11-19	@ HOU	Reviewed the punt touched ruling for ARZ CB Antonio Hamilton	Upheld
11-26	vs. LAR	Reviewed the pass completion ruling for ARZ WR Rondale Moore-(Incomplete)	Reversed

Arizona Instant Replay Challenges (0-0)

Date	Opp	Explanation	Result
------	-----	-------------	--------

Opponent Instant Replay Challenges (4 of 6)

Date	Opp	Explanation	Result
9-10	@ WAS	Challenged the runner was short of the line to gain ruling for WAS RB Antonio Gibson	Upheld
9-17	vs. NYG	Challenged the pass completion ruling for ARZ WR Rondale Moore	Upheld
10-22	@ SEA	Challenged the pass completion ruling for ARZ RB Emari Demercado-(Incomplete)	Reversed
		Challenged the incomplete pass ruling for SEA WR Jake Bobo-(Touchdown)	Reversed
10-29	vs. BAL	Challenged the runner was out of bounds ruling for ARZ TE Trey McBride-(Inbounds)	Reversed
11-19	@ HOU	Challenged the pass completion ruling for ARZ TE Elijah Higgins-(Incomplete)	Reversed

Overtime Scoring Plays (0-0)

Date	Opp	Play
------	-----	------

Arizona Defensive Touchdowns

Date	Opp	Play
9-10	@ WAS	LB Cameron Thomas two-yard fumble return for a touchdown



CARDINALS MISCELLANEOUS STATS

Arizona Kick/Punt Return Touchdowns

Date	Opp	Play
------	-----	------

Arizona Two-Point Conversion Attempts (3 of 10)

Date	Opp	Play
------	-----	------

9-17	vs. NYG	Run by QB Joshua Dobbs is successful
9-24	vs. DAL	Run by RB James Conner fails Pass attempt from QB Joshua Dobbs to WR Marquise Brown fails
10-1	@ SF	Run by RB James Conner fails
10-29	vs. BAL	Run by QB Joshua Dobbs is successful Pass attempt from QB Joshua Dobbs to WR Marquise Brown fails
11-12	vs. ATL	Pass attempt from QB Kyler Murray to RB James Conner fails
11-19	@ HOU	Run by QB Kyler Murray fails
11-26	vs. LAR	Run by QB Clayton Tune is successful Pass attempt from QB Kyler Murray to WR Marquise Brown fails

Arizona Onside Kick Attempts/Recoveries (1 of 3)

Date	Opp	Play
------	-----	------

10-29	vs. BAL	K Matt Prater onside kick is recovered by ARZ LB Owen Pappoe K Matt Prater onside kick is recovered by BAL WR Nelson Agholor
11-26	vs. LAR	K Matt Prater onside kick is recovered by LAR TE Tyler Higbee

CARDINALS SCORING DRIVES



CARDINALS 2023 REGULAR SEASON SCORING DRIVES

DATE	OPPONENT	ACQUIRED	DRIVE START	PLAYS	YARDS	Q	TIME	FIRST DOWNS	SCORING PLAY	ARI	OPP
09/10	at Washington	Kickoff	ARI 25	8	64	Q1	3:22	2	M. Prater: 28-yard FG	3	7
		Interception	WAS 37	4	1	Q2	1:20	0	M. Prater: 54-yard FG	6	7
		Kickoff	ARI 25	11	56	Q3	4:51	4	M. Prater: 37-yard FG	16	10
09/17	N.Y. Giants	Punt	ARI 14	9	86	Q1	4:41	6	J. Conner: 4-yard run	7	0
		Punt	ARI 20	7	80	Q1	3:27	4	Q2: J. Dobbs: 23-yard run	14	0
		Punt	ARI 27	9	54	Q2	5:02	3	M. Prater: 37-yard FG	17	0
		Interception	NYG 34	6	8	Q2	3:11	1	M. Prater: 44-yard FG	20	0
		Kickoff	ARI 25	8	75	Q3	4:09	5	M. Brown: 3-yard pass from J. Dobbs	28	7
09/24	Dallas	Kickoff	ARI 25	6	54	Q1	2:29	1	M. Prater: 39-yard FG	3	0
		Punt	ARI 18	7	82	Q1	3:49	5	J. Conner: 5-yard run	9	0
		Kickoff	ARI 25	7	75	Q1	4:17	3	Q2: R. Moore: 45-yard run	15	3
		Kickoff	ARI 25	10	50	Q2	4:04	3	M. Prater: 43-yard FG	18	10
		Punt	ARI 29	5	27	Q2	0:25	2	M. Prater: 62-yard FG	21	10
		Kickoff	ARI 24	4	76	Q4	2:11	2	M. Brown: 2-yard pass from J. Dobbs	28	16
10/01	at San Francisco	Kickoff	ARI 40	13	40	Q2	6:00	3	M. Prater: 38-yard FG	3	14
		Kickoff	ARI 13	13	87	Q2	4:59	5	M. Wilson: 16-yard pass from J. Dobbs	10	21
		Punt	ARI 1	11	99	Q3	6:25	6	M. Wilson: 8-yard pass from J. Dobbs	16	21
10/08	Cincinnati	Kickoff	ARI 25	9	75	Q1	4:21	4	Q2: M. Brown: 25-yard pass from J. Dobbs	7	10
		Punt	CIN 49	5	49	Q2	2:13	3	Z. Ertz: 4-yard pass from J. Dobbs	14	10
		Kickoff	ARI 25	11	75	Q3	6:06	5	E. Demercado: 11-yard run	20	24
10/15	at L.A. Rams	Kickoff	ARI 25	8	38	Q1	3:35	2	M. Prater: 55-yard FG	3	0
		Fumble	LAR 17	4	3	Q2	0:52	0	M. Prater: 32-yard FG	6	3
		Punt	ARI 28	11	63	Q2	4:22	4	M. Prater: 27-yard FG	9	3
10/22	at Seattle	Fumble	SEA 30	4	4	Q1	1:22	0	M. Prater: 44-yard FG	3	7
		Punt	ARI 20	8	80	Q2	4:27	6	J. Dobbs: 25-yard run	9	7
10/29	Baltimore	Kickoff	ARI 25	12	75	Q1	6:55	6	J. Dobbs: 1-yard run	7	0
		Kickoff	ARI 25	9	75	Q4	2:55	4	T. McBride: 17-yard pass from J. Dobbs	15	24
		Kickoff	ARI 25	10	75	Q4	1:37	6	M. Brown: 1-yard pass from J. Dobbs	21	31
		Onside Kick	50 yard line	5	21	Q4	0:48	1	M. Prater: 47-yard FG	24	31
11/12	Atlanta	Punt	ARI 4	15	63	Q1	7:48	5	M. Prater: 51-yard FG	3	0
		Kickoff	ARI 25	6	47	Q2	2:55	2	M. Prater: 46-yard FG	6	7
		Kickoff	ARI 25	9	75	Q2	3:57	4	K. Murray: 6-yard run	12	14
		Punt	ARI 24	9	38	Q3	4:49	3	M. Prater: 56-yard FG	15	14
		Punt	ATL 21	3	21	Q3	0:49	2	C. Tune: 1-yard run	22	17
		Kickoff	ARI 25	11	70	Q4	2:33	3	M. Prater: 23-yard FG	25	23
11/19	at Houston	Kickoff	ARI 25	3	75	Q1	1:32	3	R. Moore: 48-yard pass from K. Murray	7	0
		Kickoff	ARI 25	9	36	Q1	4:27	3	M. Prater: 57-yard FG	10	7
		Missed FG	ARI 38	12	62	Q3	6:23	6	K. Murray: 1-yard run	16	21
11/26	L.A. Rams	Kickoff	ARI 25	12	75	Q1	6:28	7	K. Murray: 2-yard run	8	7
		Kickoff	ARI 25	10	75	Q4	3:07	4	G. Dortch: 6-yard pass from K. Murray	14	37
12/03	--	--	--	--	--	--	--	--	--	--	
12/17	--	--	--	--	--	--	--	--	--	--	
12/24	--	--	--	--	--	--	--	--	--	--	
12/31	--	--	--	--	--	--	--	--	--	--	
01/07	--	--	--	--	--	--	--	--	--	--	
AVG				8.3	57.1		3:43	3.5			



CARDINALS DEFENSIVE SUMMARIES

SEPTEMBER 10, 2023 CARDINALS @ WASHINGTON COMMANDERS L 20-16

TOP TACKLERS		SACKS		INTS		FORCED FUMBLES		RECOVERED FUMBLES	
PLAYER	NO.	PLAYER	NO.	PLAYER	NO.	PLAYER	NO.	PLAYER	NO.
K. White	9	D. Gardeck	2.0	Z. Collins	1	V. Dimukeje	1	Z. Collins	1
K. Wallace	7	V. Dimukeje	1.0			D. Gardeck	1	C. Thomas	1
J. Ledbetter	6	L. Fotu	1.0						
M. Wilson	6	J. Ledbetter	1.0						
B. Baker	5	C. Watkins	1.0						

SEPTEMBER 17, 2023 CARDINALS VS. NEW YORK GIANTS L 31-28

TOP TACKLERS		SACKS		INTS		FORCED FUMBLES		RECOVERED FUMBLES	
PLAYER	NO.	PLAYER	NO.	PLAYER	NO.	PLAYER	NO.	PLAYER	NO.
K. Wallace	8	D. Gardeck	1.0	J. Thompson	1				
K. Barnes	7	K. White	1.0						
J. Thompson	7	Z. Collins	0.5						
K. White	7	V. Dimukeje	0.5						
K. Clark	5								

SEPTEMBER 24, 2023 CARDINALS VS. DALLAS COWBOYS W 28-16

TOP TACKLERS		SACKS		INTS		FORCED FUMBLES		RECOVERED FUMBLES	
PLAYER	NO.	PLAYER	NO.	PLAYER	NO.	PLAYER	NO.	PLAYER	NO.
K. White	14	Z. Collins	1.0	K. White	1				
K. Clark	10	V. Dimukeje	1.0						
J. Thompson	8								
K. Barnes	7								
K. Wallace	7								

OCTOBER 1, 2023 CARDINALS @ SAN FRANCISCO 49ERS L 35-16

TOP TACKLERS		SACKS		INTS		FORCED FUMBLES		RECOVERED FUMBLES	
PLAYER	NO.	PLAYER	NO.	PLAYER	NO.	PLAYER	NO.	PLAYER	NO.
E. Turner	9	D. Gardeck	1.0						
K. Wallace	8								
K. White	7								
K. Clark	5								
Z. Collins	4								

OCTOBER 8, 2023 CARDINALS VS. CINCINNATI BENGALS L 34-20

TOP TACKLERS		SACKS		INTS		FORCED FUMBLES		RECOVERED FUMBLES	
PLAYER	NO.	PLAYER	NO.	PLAYER	NO.	PLAYER	NO.	PLAYER	NO.
M. Wilson	11	Z. Collins	1.0	K. Wallace	1	J. Thompson	1		
K. Wallace	10	D. Stills	1.0						
K. White	10	K. Strong	1.0						
A. Hamilton Sr.	7								
D. Stills	6								

OCTOBER 15, 2023 CARDINALS @ LOS ANGELES RAMS L 26-9

TOP TACKLERS		SACKS		INTS		FORCED FUMBLES		RECOVERED FUMBLES	
PLAYER	NO.	PLAYER	NO.	PLAYER	NO.	PLAYER	NO.	PLAYER	NO.
K. White	8	V. Dimukeje	1.0						
J. Woods	6	K. Strong	1.0						
A. Chachere	5	K. White	1.0						
A. Hamilton Sr.	5								
M. Wilson	5								

CARDINALS DEFENSIVE SUMMARIES



OCTOBER 22, 2023
CARDINALS @ SEATTLE SEAHAWKS
L 20-10

TOP TACKLERS		SACKS		INTS		FORCED FUMBLES		RECOVERED FUMBLES	
PLAYER	NO.	PLAYER	NO.	PLAYER	NO.	PLAYER	NO.	PLAYER	NO.
B. Baker	6	Z. Collins	1.0	G. Williams	1			K. Strong	1
A. Chachere	6	J. Ledbetter	0.5						
J. Woods	6	K. Strong	0.5						
K. Strong	5								
K. White	5								

OCTOBER 29, 2023
CARDINALS VS. BALTIMORE RAVENS
L 31-24

TOP TACKLERS		SACKS		INTS		FORCED FUMBLES		RECOVERED FUMBLES	
PLAYER	NO.	PLAYER	NO.	PLAYER	NO.	PLAYER	NO.	PLAYER	NO.
K. White	9	D. Stills	1.5			J. Woods	1		
B. Baker	6	B. Ojulari	1.0						
J. Thompson	6	B. Stille	1.0						
A. Hamilton Sr.	5	V. Dimukeje	0.5						
D. Stills	5								

NOVEMBER 5, 2023
CARDINALS @ CLEVELAND BROWNS
L 27-0

TOP TACKLERS		SACKS		INTS		FORCED FUMBLES		RECOVERED FUMBLES	
PLAYER	NO.	PLAYER	NO.	PLAYER	NO.	PLAYER	NO.	PLAYER	NO.
B. Baker	10	L. Fotu	0.5						
K. White	7	J. Woods	0.5						
K. Strong	6								
J. Woods	6								
L. Fotu	5								

NOVEMBER 12, 2023
CARDINALS VS. ATLANTA FALCONS
W 25-23

TOP TACKLERS		SACKS		INTS		FORCED FUMBLES		RECOVERED FUMBLES	
PLAYER	NO.	PLAYER	NO.	PLAYER	NO.	PLAYER	NO.	PLAYER	NO.
K. White	11	B. Ojulari	2.0						
B. Baker	10	D. Gardeck	1.0						
B. Ojulari	8								
Z. Collins	5								
D. Gardeck	5								

NOVEMBER 19, 2023
CARDINALS @ HOUSTON TEXANS
L 21-16

TOP TACKLERS		SACKS		INTS		FORCED FUMBLES		RECOVERED FUMBLES	
PLAYER	NO.	PLAYER	NO.	PLAYER	NO.	PLAYER	NO.	PLAYER	NO.
J. Thompson	8	L. Fotu	1.0	K. Barnes	1				
J. Woods	7	B. Ojulari	1.0	A. Hamilton Sr.	1				
M. Wilson	6	D. Stills	1.0	J. Thompson	1				
R. Lopez	5	J. Thompson	1.0						
B. Baker	4								

NOVEMBER 26, 2023
CARDINALS VS. LOS ANGELES RAMS
L 37-14

TOP TACKLERS		SACKS		INTS		FORCED FUMBLES		RECOVERED FUMBLES	
PLAYER	NO.	PLAYER	NO.	PLAYER	NO.	PLAYER	NO.	PLAYER	NO.
B. Baker	9			J. Thompson	1				
K. Clark	9								
K. Barnes	7								
J. Thompson	7								
B. Ojulari	5								



CARDINALS TURNOVER ANALYSIS

2023 REGULAR SEASON - DEFENSIVE TAKEAWAYS

DATE	OPPONENT	TAKEAWAY	QTR.	SCORE	YD-LINE	RESULT
09/10	at Washington	Z. Collins INT (S. Howell)	2	3-7	WAS-38	FG
		Z. Collins FR (V. Dimukeje FF)	2	6-7	ARZ-16	Punt
		C. Thomas FR (D. Gardeck FF)	2	13-7	WAS-2	TD
09/17	N.Y. Giants	J. Thompson INT (D. Jones)	2	17-0	ARZ-31	FG
09/24	Dallas	K. White INT (D. Prescott: touchback)	4	28-16	ARZ-(-4)	EOG
10/01	at San Francisco	None				
10/08	Cincinnati	K. Wallace INT (J. Burrow)	3	20-24	ARZ-32	Downs
10/15	at L.A. Rams	None				
10/22	at Seattle	G. Williams INT (G. Smith)	3	10-17	ARZ-1	Punt
		K. Strong FR (G. Smith fumble)	4	10-17	SEA-34	Missed FG
10/29	Baltimore	None				
11/05	at Cleveland	None				
11/12	Atlanta	None				
11/19	at Houston	J. Thompson INT (C. Stroud: touchback)	2	10-14	ARZ-0	Punt
		K. Barnes INT (C. Stroud)	4	16-21	ARZ-3	Downs
		A. Hamilton Sr. INT (C. Stroud)	4	16-21	ARZ-19	Downs
11/26	L.A. Rams	J. Thompson INT (M. Stafford)	2	8-21	ARZ-34	End of Half
12/03		--	--	--	--	--
12/17		--	--	--	--	--
12/24		--	--	--	--	--
12/31		--	--	--	--	--
01/07		--	--	--	--	--

2023 REGULAR SEASON - OFFENSIVE GIVEAWAYS

DATE	OPPONENT	TAKEAWAY	QTR.	SCORE	YD-LINE	RESULT
09/10	at Washington	J. Dobbs fumble (M. Sweat FF; D. Payne FR)	3	16-10	ARZ-29	TD
		J. Dobbs fumble (M. Sweat FF; A. Anderson FR)	4	16-17	ARZ-37	FG
09/17	N.Y. Giants	None				
09/24	Dallas	None				
10/01	at San Francisco	None				
10/08	Cincinnati	J. Dobbs INT (C. Taylor-Britt)	2	14-17	ARZ-11	TD
		J. Dobbs fumble (T. Hendrickson FF; S. Hubbard FR)	4	20-31	ARZ-28	FG
		J. Dobbs INT (G. Pratt)	4	20-34	ARZ-48	Punt
10/15	at L.A. Rams	J. Dobbs INT (C. Rozeboom)	4	9-16	LA-12	TD
		J. Dobbs fumble (B. Young FF; Q. Lake FR)	4	9-23	ARZ-33	FG
10/22	at Seattle	None				
10/29	Baltimore	J. Dobbs INT (B. Stephens)	2	7-7	ARZ-47	TD
		J. Dobbs INT (G. Stone)	3	7-14	ARZ-24	TD
11/05	at Cleveland	C. Tune INT (D. Ward)	2	0-3	ARZ-49	TD
		C. Tune fumble (S. Harris FF; M. Garrett FR)	3	0-13	ARZ-12	TD
		C. Tune INT (S. Takitaki)	3	0-20	CLV-24	Missed FG
11/12	Atlanta	K. Murray INT (N. Landman)	3	15-14	ARZ-39	FG
11/19	at Houston	K. Murray INT (D. Stingley Jr.)	2	10-14	HST-25	INT
11/26	L.A. Rams	None				
12/03		--	--	--	--	--
12/17		--	--	--	--	--
12/24		--	--	--	--	--
12/31		--	--	--	--	--
01/07		--	--	--	--	--

2023 REGULAR SEASON - SPECIAL TEAMS/MISC TAKEAWAYS

DATE	OPPONENT	TAKEAWAY	QTR.	SCORE	YD-LINE	RESULT
10/15	at L.A. Rams	B. Price FR (J. Blount FF)	2	3-3	LA-17	FG
10/22	at Seattle	D. Gardeck FR (J. Blount FF)	1	0-7	SEA-32	FG

2023 REGULAR SEASON - SPECIAL TEAMS/MISC GIVEAWAYS

DATE	OPPONENT	TAKEAWAY	QTR.	SCORE	YD-LINE	RESULT
11/19	at Houston	A. Hamilton Sr.; K. Hollman FR	4	16-21	ARZ-25	INT

2023 REGULAR SEASON - TURNOVERS

		Ratio
Offense:	14 Giveaways 61 Points (7 TD, 4 FG)	-1 (14 takeaways, 15 giveaways)
Defense:	12 Takeaways 13 Points (1 TD, 2 FG)	
Special Teams:	1 Giveaway 0 Points (0 TD, 0 FG)	Points Off Turnovers Ratio -42 (19 scored, 61 allowed)
	2 Takeaways 6 Points (0 TD, 2 FG)	

CARDINALS BIG PLAYS



DATE	OPPONENT	RUSHES				RECEPTIONS				RETURNS					
		GAIN	PLAYER	QTR	RESULT	GAIN	PLAYER	QTR	RESULT	GAIN	PLAYER	QTR	RESULT		
09/10	at Washington	29	Marquise Brown	1	FG	31	Rondale Moore	1	FG						
		12	James Conner	3	Punt										
09/17	N.Y. Giants	17	James Conner	1	Miss FG	21	Michael Wilson	1	TD	35	Jalen Thompson (INT)	2	INT		
		13	Joshua Dobbs	1	TD	23	Trey McBride	1	TD						
		23t	Joshua Dobbs	2	TD	22	Marquise Brown	2	FG						
		22	James Conner	3'	TD										
		10	James Conner	3'	TD										
		21	James Conner	3	TD										
09/24	Dallas	44	Joshua Dobbs	1	FG	23	Marquise Brown	3	Punt						
		20	James Conner	1	TD					69	Michael Wilson	4	TD		
		45t	Rondale Moore	2	TD										
		26	James Conner	2'	FG										
		12	James Conner	2	FG										
10/01	at San Francisco	11	James Conner	3	TD	33	Michael Wilson	2	TD						
		12	Joshua Dobbs	4	Punt	41	Marquise Brown	3	TD						
10/08	Cincinnati	35	James Conner	2	TD	25t	Marquise Brown	2	TD						
		11t	Emari Demercado	3	TD										
		41	Rondale Moore	3	Downs										
10/15	at L.A. Rams	24	Joshua Dobbs	1'	FG	22	Marquise Brown	3	INT						
		12	Keaontay Ingram	1'	FG	26	Michael Wilson	4	Downs						
		20	Joshua Dobbs	2'	FG	27	Trey McBride	4	Game						
		11	Keaontay Ingram	2	FG										
10/22	at Seattle	18	Emari Demercado	2'	TD	21	Marquise Brown	4	Downs						
		15	Rondale Moore	2'	TD										
		25t	Joshua Dobbs	2'	TD										
		12	Emari Demercado	4	Downs										
10/29	Baltimore	13	Emari Demercado	1	Downs	29	Michael Wilson	4	TD						
		14	Keaontay Ingram	4	TD	21	Trey McBride	4	TD						
		13	Joshua Dobbs	4	TD	22	Trey McBride	4	FG						
11/05	at Cleveland	11	Keaontay Ingram	1	Punt										
		11	Clayton Tune	3	INT										
11/12	Atlanta	11	James Conner	1	FG	28	Trey McBride	2	FG	49	Greg Dortch (PR)	3	Punt		
		13	Tony Jones Jr.	3	Punt	28	Marquise Brown	2	TD						
		10	James Conner	4	Punt	33	Trey McBride	4	FG						
		13	Kyler Murray	4	FG										
11/19	at Houston	11	James Conner	1'	FG	48t	Rondale Moore	1	TD	46	Krys Barnes (INT)	4	INT		
		14	James Conner	1'	FG	31	Greg Dortch	4	Downs						
		22	Kyler Murray	1'	FG										
		11	James Conner	3	TD										
		10	Tony Jones Jr.	4	Downs										
11/26	L.A. Rams	14	James Conner	1	TD	20	Rondale Moore	3	Punt						
		10	Blake Gillikin	3	Punt	36	Marquise Brown	4	TD						
						26	Elijah Higgins	4	Game						
12/03	at Pittsburgh	--	--	--	--	--	--	--	--	--	--	--			
12/17	San Francisco	--	--	--	--	--	--	--	--	--	--	--			
12/24	at Chicago	--	--	--	--	--	--	--	--	--	--	--			
12/31	at Philadelphia	--	--	--	--	--	--	--	--	--	--	--			
TBD	Seattle	--	--	--	--	--	--	--	--	--	--	--			

' - result within the same drive



OPPONENT BIG PLAYS

DATE	OPPONENT	RUSHES				RECEPTIONS				RETURNS			
		GAIN	PLAYER	QTR	RESULT	GAIN	PLAYER	QTR	RESULT	GAIN	PLAYER	QTR	RESULT
09/10	at Washington					32	Curtis Samuel	2	FG				
09/17	N.Y. Giants	14t	Daniel Jones	3	TD	58	Jalin Hyatt	3	TD				
		13	Daniel Jones	3	TD	29	Darius Slayton	3	TD				
		15	Daniel Jones	4	TD	25	Darren Waller	4	TD				
		10	Saquon Barkley	4'	FG	31	Jalin Hyatt	4	TD				
		16	Saquon Barkley	4	FG								
09/24	Dallas	10	Dak Prescott	2	TD	32	CeeDee Lamb	3	FG				
		13	Dak Prescott	3	FG	27	Michael Gallup	3	Downs				
		31	Tony Pollard	3	Downs	21	Michael Gallup	4	INT				
		10	Rico Dowdle	4	FG								
10/01	at San Francisco	12	Christian McCaffrey	1'	TD	42	Brandon Aiyuk	2	TD				
		18t	Christian McCaffrey	2'	TD	25	Brandon Aiyuk	3	Punt				
		10	Christian McCaffrey	3	Punt	34	Brandon Aiyuk	3	TD				
		10	Christian McCaffrey	3	TD	20	Brandon Aiyuk	4	TD				
		16	Christian McCaffrey	4	TD								
10/08	Cincinnati	10	Joe Mixon	2	Downs	63t	Ja'Marr Chase	3	TD				
		10	Joe Burrow	3	TD								
10/15	at L.A. Rams	17	Kyren Williams	3'	TD	37	Cooper Kupp	1	FG				
		14	Kyren Williams	3'	TD	49	Cooper Kupp	2	FG				
		10	Kyren Williams	3'	TD	30	Tutu Atwell	3	FG				
		31	Kyren Williams	3	FG	21	Cooper Kupp	4	TD				
		27	Kyren Williams	4	TD								
10/22	at Seattle	25	Kenneth Walker III	1	TD	31	Jake Bobo	1	Punt	32	DeeJay Dallas (PR)	3	Punt
						28t	Jaxon Smith-Njigba	1	TD				
						27	Colby Parkinson	3'	FG				
						25	Noah Fant	3	FG				
						29	Rashod Bateman	1	TD				
10/29	Baltimore	18	Rashod Bateman	4'	TD	24	Justice Hill	2	TD				
		13	Lamar Jackson	4	TD								
11/05	at Cleveland	10	Kareem Hunt	2	TD	59	Amari Cooper	1	FG				
		13	Dashaun Watson	3	Miss FG	49	Amari Cooper	4	TD				
11/12	Atlanta	17	Bijan Robinson	1'	TD								
		10	Bijan Robinson	1'	TD								
		11	Taylor Heinicke	2'	TD								
		16	Taylor Heinicke	2	TD								
		10	Bijan Robinson	4	Downs								
		14	Bijan Robinson	4	TD								
11/19	at Houston	19	Devin Singletary	1	Downs	22	Tank Dell	1	Downs				
		11	Devin Singletary	2'	TD	20	Tank Dell	1'	TD				
		11t	Devin Singletary	2'	TD	20t	Dalton Schultz	1'	TD				
		21	Devin Singletary	3	Miss FG	23	Steven Sims	2	TD				
						40t	Tank Dell	2	TD				
						23	Nico Collins	4	INT				
11/26	L.A. Rams	14	Royce Freeman	2	TD	42	Tutu Atwell	1	TD				
		24	Kyren Williams	2	INT	24	Kyren Williams	2	Miss FG				
		56	Kyren Williams	3	FG	21	Tutu Atwell	2	TD				
		23t	Royce Freeman	4	TD								
12/03	at Pittsburgh	--	--	--	--	--	--	--	--	--	--	--	--
12/17	San Francisco	--	--	--	--	--	--	--	--	--	--	--	--
12/24	at Chicago	--	--	--	--	--	--	--	--	--	--	--	--
12/31	at Philadelphia	--	--	--	--	--	--	--	--	--	--	--	--
TBD	Seattle	--	--	--	--	--	--	--	--	--	--	--	--

CARDINALS SCORING AND TAKEAWAY CHART



DATE	OPPONENT	W/L/T	CARDINALS						OPPONENTS						POINT	OVERALL
			1ST	2ND	3RD	4TH	OT	TOTAL	1ST	2ND	3RD	4TH	OT	TOTAL	DIFF	RECORD
09/10	at Washington	L	3	10	3	0	--	16	7	3	0	10	--	20	-4	0-1
09/17	N.Y. Giants	L	7	13	8	0	--	28	0	0	14	17	--	31	-3	0-2
09/24	Dallas	W	9	12	0	7	--	28	3	7	3	3	--	16	+12	1-2
10/01	at San Francisco	L	0	10	6	0	--	16	7	14	0	14	--	35	-19	1-3
10/08	Cincinnati	L	0	14	6	0	--	20	10	7	7	10	--	34	-14	1-4
10/15	at L.A. Rams	L	3	6	0	0	--	9	3	3	10	10	--	26	-17	1-5
10/22	at Seattle	L	3	7	0	0	--	10	7	7	3	3	--	20	-10	1-6
10/29	Baltimore	L	7	0	0	17	--	24	7	7	7	10	--	31	-7	1-7
11/05	at Cleveland	L	0	0	0	0	--	0	0	13	7	7	--	27	-27	1-8
11/12	Atlanta	W	3	9	10	3	--	25	0	14	3	6	--	23	+2	2-8
11/19	at Houston	L	10	0	6	0	--	16	7	14	0	0	--	21	-5	2-9
11/26	L.A. Rams	L	8	0	0	6	--	14	7	14	3	13	--	37	-23	2-10
2023 TOTALS		2-10	53	81	39	33	--	206	58	103	57	103	--	321	-115	2-10
AVG/GAME			4.4	6.8	3.3	2.8	--	17.2	4.8	8.6	4.8	8.6	--	26.8	-9.6	

2023 REGULAR SEASON TAKEAWAY/GIVEAWAY CHART

DATE	OPPONENT	ARI +/- RATIO	ARI TAKEAWAYS	POINTS OFF TAKEAWAYS	ARI GIVEAWAYS	POINTS OFF GIVEAWAYS	POINTS OFF TO RATIO
09/10	at Washington	+1	3 (2 FUM, 1 INT)	10	2 (2 FUM, 0 INT)	10	0
09/17	N.Y. Giants	+1	1 (0 FUM, 1 INT)	3	0 (0 FUM, 0 INT)	0	+3
09/24	Dallas	+1	1 (0 FUM, 1 INT)	0	0 (0 FUM, 0 INT)	0	0
10/01	at San Francisco	0	0 (0 FUM, 0 INT)	0	0 (0 FUM, 0 INT)	0	0
10/08	Cincinnati	-2	1 (0 FUM, 1 INT)	0	3 (1 FUM, 2 INT)	10	-10
10/15	at L.A. Rams	-1	1 (1 FUM, 0 INT)	3	2 (1 FUM, 1 INT)	10	-7
10/22	at Seattle	+3	3 (2 FUM, 1 INT)	3	0 (0 FUM, 0 INT)	0	+3
10/29	Baltimore	-2	0 (0 FUM, 0 INT)	0	2 (0 FUM, 2 INT)	14	-14
11/05	at Cleveland	-3	0 (0 FUM, 0 INT)	0	3 (1 FUM, 2 INT)	14	-14
11/12	Atlanta	-1	0 (0 FUM, 0 INT)	0	1 (0 FUM, 1 INT)	3	-3
11/19	at Houston	+1	3 (0 FUM, 3 INT)	0	2 (1 FUM, 1 INT)	0	0
11/26	L.A. Rams	+1	1 (0 FUM, 1 INT)	0	0 (0 FUM, 0 INT)	0	0
12/03		--	--	--	--	--	--
12/17		--	--	--	--	--	--
12/24		--	--	--	--	--	--
12/31		--	--	--	--	--	--
TBD		--	--	--	--	--	--
TOTALS		-1	14 (5 FUM, 9 INT)	19	15 (6 FUM, 9 INT)	61	-42



POSSESSION BREAKDOWN

DATE	OPPONENT	STARTING QB	POSS	TD	PAT	2-PT	M-2PT	FG	FGA	FGM	BK-FG	PUNT	INT	FUM	SAF	DWNS	HF	GM	PTS	TD%	SCORE%	PTS/POSS
9/10	at Washington	J. Dobbs	11	0	1	0	0	3	3	0	0	5	0	2	0	1	0	0	9	0.0	27.3	0.82
9/17	N.Y. Giants	J. Dobbs	10	3	3	1	1	2	3	1	0	3	0	0	0	0	0	1	28	30.0	50.0	2.80
9/24	Dallas	J. Dobbs	9	3	1	2	0	3	3	0	0	2	0	0	0	0	0	1	28	33.3	66.7	3.11
10/1	at San Francisco	J. Dobbs	7	2	1	1	0	1	1	0	0	3	0	0	0	1	0	0	16	28.6	42.9	2.29
10/8	Cincinnati	J. Dobbs	13	3	2	0	0	0	0	0	0	4	2	1	0	2	0	1	20	23.1	23.1	1.54
10/15	at L.A. Rams	J. Dobbs	12	0	0	0	0	3	3	0	0	3	1	1	0	2	1	1	9	0.0	25.0	0.75
10/22	at Seattle	J. Dobbs	11	1	1	0	0	1	2	1	0	5	0	0	0	3	0	0	9	9.1	18.2	0.82
10/29	Baltimore	J. Dobbs	13	3	2	2	1	1	1	0	0	4	2	0	0	2	1	0	24	23.1	30.8	1.85
11/5	at Cleveland	C. Tune	14	0	0	0	0	0	0	0	0	9	2	1	0	1	0	1	0	0.0	0.0	0.00
11/12	Atlanta	K. Murray	10	2	1	1	0	4	4	0	0	3	1	0	0	0	0	0	25	20.0	60.0	2.50
11/19	at Houston	K. Murray	10	2	1	1	0	1	1	0	0	2	1	1	0	3	1	0	16	20.0	30.0	1.60
11/26	L.A. Rams	K. Murray	11	2	1	2	1	0	1	1	0	5	0	0	0	1	1	1	14	18.2	18.2	1.27
12/3	at Pittsburgh	--	--	--	--	--	--	--	--	--	--	--	--	--	--	--	--	--	--	--	--	--
12/17	San Francisco	--	--	--	--	--	--	--	--	--	--	--	--	--	--	--	--	--	--	--	--	--
12/24	at Chicago	--	--	--	--	--	--	--	--	--	--	--	--	--	--	--	--	--	--	--	--	--
12/31	at Philadelphia	--	--	--	--	--	--	--	--	--	--	--	--	--	--	--	--	--	--	--	--	--
1/7	Seattle	--	--	--	--	--	--	--	--	--	--	--	--	--	--	--	--	--	--	--	--	--
2023 TOTALS			131	21	14	10	3	19	22	3	0	48	9	6	0	16	4	6	198	16.0	30.5	1.51

DATE	OPPONENT	STARTING QB	POSS	TD	PAT	2-PT	M-2PT	FG	FGA	FGM	BK-FG	PUNT	INT	FUM	SAF	DWNS	HF	GM	PTS	TD%	SCORE%	PTS/POSS
9/10	at Washington	S. Howell	13	2	2	0	0	2	2	0	0	6	1	2	0	0	0	0	20	15.4	30.8	1.54
9/17	N.Y. Giants	D. Jones	10	4	4	0	0	1	1	0	0	3	1	0	0	0	1	0	31	40.0	50.0	3.10
9/24	Dallas	D. Prescott	8	1	1	0	0	3	3	0	0	2	1	0	0	1	0	0	16	12.5	50.0	2.00
10/1	at San Francisco	B. Purdy	8	5	5	0	0	0	0	0	0	1	0	0	0	0	1	1	35	62.5	62.5	4.38
10/8	Cincinnati	J. Burrow	12	3	4	0	0	2	2	0	0	3	1	0	0	3	0	0	27	25.0	41.7	2.25
10/15	at L.A. Rams	M. Stafford	10	2	2	0	0	4	4	0	0	4	0	1	0	0	0	0	26	20.0	60.0	2.60
10/22	at Seattle	G. Smith	10	2	2	0	0	2	2	0	0	3	1	2	0	0	0	1	20	20.0	40.0	2.00
10/29	Baltimore	L. Jackson	12	4	4	0	0	1	2	1	0	5	0	0	0	0	0	1	31	33.3	41.7	2.58
11/5	at Cleveland	D. Watson	14	3	3	0	0	2	3	1	0	7	0	0	0	1	0	0	27	21.4	35.7	1.93
11/12	Atlanta	T. Heinicke	10	3	2	1	0	1	1	0	0	4	0	0	0	1	1	0	23	30.0	40.0	2.30
11/19	at Houston	C. Stroud	11	3	3	0	0	0	1	1	0	2	3	0	0	1	0	1	21	27.3	27.3	1.91
11/26	L.A. Rams	M. Stafford	10	5	4	0	0	1	2	1	0	2	1	0	0	0	0	0	37	50.0	60.0	3.70
12/3	at Pittsburgh	--	--	--	--	--	--	--	--	--	--	--	--	--	--	--	--	--	--	--	--	--
12/17	San Francisco	--	--	--	--	--	--	--	--	--	--	--	--	--	--	--	--	--	--	--	--	--
12/24	at Chicago	--	--	--	--	--	--	--	--	--	--	--	--	--	--	--	--	--	--	--	--	--
12/31	at Philadelphia	--	--	--	--	--	--	--	--	--	--	--	--	--	--	--	--	--	--	--	--	--
1/7	Seattle	--	--	--	--	--	--	--	--	--	--	--	--	--	--	--	--	--	--	--	--	--
2023 TOTALS			128	37	36	1	0	19	23	4	0	42	9	5	0	7	3	4	314	28.9	43.8	2.45

THIRD DOWN EFFICIENCY ANALYSIS



CARDINALS 2023 REGULAR SEASON THIRD DOWN EFFICIENCY

CARDINALS

Date	Opponent	3rd & 1	3rd & 2	3rd & 3	3rd & 4	3rd & 5	3rd & 6	3rd & 7	3rd & 8	3rd & 9	3rd & 10+	Total
09/10	at Washington	0/0	1/1	0/0	0/0	2/2	0/0	1/2	0/1	0/2	0/6	4/14
09/17	N.Y. Giants	1/1	0/0	0/0	0/0	1/1	0/1	1/1	0/0	0/1	1/5	4/10
09/24	Dallas	1/1	2/2	0/1	1/2	0/0	0/0	0/1	1/2	0/0	0/1	5/10
10/01	at San Francisco	1/1	1/3	1/1	0/0	1/2	1/2	1/1	1/2	1/1	0/2	8/15
10/08	Cincinnati	1/1	0/0	0/0	1/2	1/1	0/0	0/1	0/1	1/1	0/4	4/11
10/15	at L.A. Rams	0/2	0/1	0/1	2/2	0/0	0/0	0/1	0/1	1/1	3/7	6/16
10/22	at Seattle	0/0	1/2	0/0	1/1	1/3	0/2	2/2	0/0	0/1	0/4	5/15
10/29	Baltimore	0/1	1/1	0/0	0/2	2/4	1/1	0/0	0/0	0/0	1/3	5/12
11/05	at Cleveland	1/1	0/0	0/0	0/1	0/1	0/0	0/1	0/1	0/1	0/6	1/12
11/12	Atlanta	2/2	0/0	0/1	0/1	0/0	0/0	0/0	0/0	0/3	1/4	3/11
11/19	at Houston	0/0	0/0	0/0	0/1	1/1	1/1	0/0	0/1	0/0	1/6	3/10
11/26	L.A. Rams	2/2	1/1	1/2	0/2	1/1	0/1	1/4	0/0	0/0	0/4	6/17
12/03	at Pittsburgh	--	--	--	--	--	--	--	--	--	--	--
12/17	San Francisco	--	--	--	--	--	--	--	--	--	--	--
12/24	at Chicago	--	--	--	--	--	--	--	--	--	--	--
12/31	at Philadelphia	--	--	--	--	--	--	--	--	--	--	--
01/07	Seattle	--	--	--	--	--	--	--	--	--	--	--
TOTALS		9 / 12	7 / 11	2 / 6	5 / 14	10 / 16	3 / 8	6 / 14	2 / 9	3 / 11	7 / 52	54 / 153
		75.0%	63.6%	33.3%	35.7%	62.5%	37.5%	42.9%	22.2%	27.3%	13.5%	35.3%
		3RD & 1-3: 18 / 29 = 62.1%			3RD & 4-6: 18 / 38 = 47.4%			3RD & 7-10+: 18 / 86 = 20.9%				

OPPONENT 2023 REGULAR SEASON THIRD DOWN EFFICIENCY

OPPONENT

Date	Opponent	3rd & 1	3rd & 2	3rd & 3	3rd & 4	3rd & 5	3rd & 6	3rd & 7	3rd & 8	3rd & 9	3rd & 10+	Total
09/10	at Washington	2/2	1/1	0/0	0/0	0/0	1/2	0/0	0/0	0/1	0/6	4/12
09/17	N.Y. Giants	4/4	0/1	0/0	0/1	0/0	0/0	0/1	0/0	1/1	2/4	7/12
09/24	Dallas	5/5	0/0	0/0	2/3	0/0	0/1	1/2	0/1	0/0	1/4	9/16
10/01	at San Francisco	1/1	0/0	0/0	1/2	0/0	0/0	1/1	0/0	0/0	0/1	3/5
10/08	Cincinnati	1/3	2/2	1/1	0/0	0/1	0/1	0/4	1/1	0/0	0/1	5/14
10/15	at L.A. Rams	0/1	1/1	1/1	0/0	0/3	0/1	0/0	0/0	2/2	0/3	4/12
10/22	at Seattle	0/0	1/3	0/0	0/1	4/4	0/1	1/1	0/0	0/0	1/3	7/13
10/29	Baltimore	2/2	0/0	1/2	0/0	0/1	0/1	0/0	0/2	1/1	0/2	4/11
11/05	at Cleveland	0/0	2/2	0/1	1/1	0/3	1/1	0/0	0/0	1/3	1/6	6/17
11/12	Atlanta	0/0	2/3	1/2	1/2	0/0	0/2	0/0	1/1	1/2	1/2	7/14
11/19	at Houston	3/4	1/1	1/1	0/0	1/1	1/2	0/0	0/0	0/0	2/4	9/13
11/26	L.A. Rams	1/1	1/1	1/1	0/0	2/4	0/0	0/0	1/2	0/2	0/1	6/12
12/03	at Pittsburgh	--	--	--	--	--	--	--	--	--	--	--
12/17	San Francisco	--	--	--	--	--	--	--	--	--	--	--
12/24	at Chicago	--	--	--	--	--	--	--	--	--	--	--
12/31	at Philadelphia	--	--	--	--	--	--	--	--	--	--	--
01/07	Seattle	--	--	--	--	--	--	--	--	--	--	--
TOTALS		19 / 23	11 / 15	6 / 9	5 / 10	7 / 17	3 / 12	3 / 9	3 / 7	6 / 12	8 / 37	71 / 151
		82.6%	73.3%	66.7%	50.0%	41.2%	25.0%	33.3%	42.9%	50.0%	21.6%	47.0%
		3RD & 1-3: 36 / 47 = 76.6%			3RD & 4-6: 15 / 39 = 38.5%			3RD & 7-10+: 20 / 65 = 30.8%				



RED ZONE BREAKDOWN

CARDINALS

Date	Opponent	Pos	TD	PAT	Miss			Blk/				Drive Ends				Score		
					2-Pt.	PAT	FG	FGA	MFG	INT	Fum	Dwns	Half	Game	Pts	TD%	Pct.	Pts/Poss
09/10	at Washington	2	0	0	0	0	2	2	0	0	0	0	0	0	6	0.0	100.0	3.0
09/17	N.Y. Giants	3	2	1	1	0	1	1	0	0	0	0	0	0	18	66.7	100.0	6.0
09/24	Dallas	2	2	1	0	0	0	0	0	0	0	0	0	0	13	100.0	100.0	6.5
10/01	at San Francisco	3	2	1	0	0	0	0	0	0	0	1	0	0	13	66.7	66.7	4.3
10/08	Cincinnati	3	2	1	0	1	0	0	0	0	0	1	0	0	13	66.7	66.7	4.3
10/15	at L.A. Rams	3	0	0	0	0	2	2	0	1	0	0	0	0	6	0.0	66.7	2.0
10/22	at Seattle	1	0	0	0	0	0	1	1	0	0	0	0	0	0	0.0	0.0	0.0
10/29	Baltimore	3	3	1	1	0	0	0	0	0	0	0	0	0	21	100.0	100.0	7.0
11/05	at Cleveland	0	0	0	0	0	0	0	0	0	0	0	0	0	0	0.0	0.0	0.0
11/12	Atlanta	4	2	1	0	0	2	2	0	0	0	0	0	0	19	50.0	100.0	4.8
11/19	at Houston	1	1	0	0	0	0	0	0	0	0	0	0	0	6	100.0	100.0	6.0
11/26	L.A. Rams	2	2	0	1	0	0	0	0	0	0	0	0	0	14	100.0	100.0	7.0
12/03	at Pittsburgh	--	--	--	--	--	--	--	--	--	--	--	--	--	--	--	--	--
12/17	San Francisco	--	--	--	--	--	--	--	--	--	--	--	--	--	--	--	--	--
12/24	at Chicago	--	--	--	--	--	--	--	--	--	--	--	--	--	--	--	--	--
12/31	at Philadelphia	--	--	--	--	--	--	--	--	--	--	--	--	--	--	--	--	--
01/07	Seattle	--	--	--	--	--	--	--	--	--	--	--	--	--	--	--	--	--
TOTALS		27	16	6	3	1	7	8	1	1	0	2	0	0	129	59.3	85.2	4.8

OPPONENT

Date	Opponent	Pos	TD	PAT	Miss			Blk/				Drive Ends				Score		
					2-Pt.	PAT	FG	FGA	MFG	INT	Fum	Dwns	Half	Game	Pts	TD%	Pct.	Pts/Poss
09/10	at Washington	5	2	2	0	0	2	2	0	0	1	0	0	0	20	40.0	80.0	4.0
09/17	N.Y. Giants	5	4	4	0	0	1	1	0	0	0	0	0	0	31	80.0	100.0	6.2
09/24	Dallas	5	1	1	0	0	2	2	0	1	0	1	0	0	13	20.0	60.0	2.6
10/01	at San Francisco	5	5	5	0	0	0	0	0	0	0	0	0	0	35	100.0	100.0	7.0
10/08	Cincinnati	5	2	2	0	0	2	2	0	0	0	1	0	0	20	40.0	80.0	4.0
10/15	at L.A. Rams	5	2	2	0	0	3	3	0	0	0	0	0	0	23	40.0	100.0	4.6
10/22	at Seattle	3	1	1	0	0	1	1	0	1	0	0	0	0	10	33.3	66.7	3.3
10/29	Baltimore	4	4	4	0	0	0	0	0	0	0	0	0	0	28	100.0	100.0	7.0
11/05	at Cleveland	4	3	3	0	0	1	1	0	0	0	0	0	0	24	75.0	100.0	6.0
11/12	Atlanta	4	3	2	0	0	1	1	0	0	0	0	0	0	23	75.0	100.0	5.8
11/19	at Houston	4	1	1	0	0	0	0	0	2	0	1	0	0	7	25.0	25.0	1.8
11/26	L.A. Rams	5	4	4	0	0	1	1	0	0	0	0	0	0	31	80.0	100.0	6.2
12/03	at Pittsburgh	--	--	--	--	--	--	--	--	--	--	--	--	--	--	--	--	--
12/17	San Francisco	--	--	--	--	--	--	--	--	--	--	--	--	--	--	--	--	--
12/24	at Chicago	--	--	--	--	--	--	--	--	--	--	--	--	--	--	--	--	--
12/31	at Philadelphia	--	--	--	--	--	--	--	--	--	--	--	--	--	--	--	--	--
01/07	Seattle	--	--	--	--	--	--	--	--	--	--	--	--	--	--	--	--	--
TOTALS		54	32	31	0	0	14	14	0	4	1	3	0	0	265	59.3	85.2	4.9

CARDINALS HIGHS AND LOWS



HIGH	DATE	OPPONENT	OFFENSIVE CATEGORY	OPPONENT	DATE	LOW
28	9/17	vs. N.Y. Giants	Points	at Cleveland	11/5	0
17	9/24	vs. Dallas	Points in a Quarter	at Washington	9/10	0
	10/29	vs. Baltimore		vs. N.Y. Giants	9/17	
				vs. Dallas	9/24	
				at San Francisco	10/1	
				vs. Cincinnati	10/8	
				at L.A. Rams	10/15	
				at Seattle	10/22	
				vs. Baltimore	10/29	
				at Cleveland	11/5	
				at Houston	11/19	
21	9/24	vs. Dallas	Points in a Half	vs. L.A. Rams	11/26	0
				at L.A. Rams	10/15	
				at Seattle	10/22	
				at Cleveland	11/5	
3	9/17	vs. N.Y. Giants	Total Touchdowns	at L.A. Rams	10/15	0
	9/24	vs. Dallas		at Cleveland	11/5	
	10/8	vs. Cincinnati				
	10/29	vs. Baltimore				
73	10/15	at L.A. Rams	Total Plays	at Cleveland	11/5	48
400	9/24	vs. Dallas	Total Net Yards	at Cleveland	11/5	58
24	9/17	vs. N.Y. Giants	Total First Downs	at Cleveland	11/5	7
10	9/17	vs. N.Y. Giants	First Downs Rushing	at Cleveland	11/5	3
13	10/1	at San Francisco	First Downs Passing	at Cleveland	11/5	3
4	9/24	vs. Dallas	First Down Penalties	at Washington	9/10	0
				vs. Cincinnati	10/8	
53.3%	10/1	at San Francisco	Third Down Efficiency	at Cleveland	11/5	8.3%
7.5	9/24	vs. Dallas	Average Yards Per Play	at Cleveland	11/5	1.2
222	9/24	vs. Dallas	Total Net Yards Rushing	at Cleveland	11/5	41
32	10/29	vs. Baltimore	Rushing Attempts	vs. L.A. Rams	11/26	15
7.4	9/24	vs. Dallas	Rushing Average Yards	at Cleveland	11/5	2
2	9/17	vs. N.Y. Giants	Rushing Touchdowns	at Washington	9/10	0
	9/24	vs. Dallas		at San Francisco	10/1	
	11/12	vs. Atlanta		at L.A. Rams	10/15	
				at Cleveland	11/5	
257	10/1	at San Francisco	Total Net Yards Passing	at Cleveland	11/5	17
45	11/26	vs. L.A. Rams	Passing Attempts	at Cleveland	11/5	20
28	10/1	at San Francisco	Passing Completions	at Cleveland	11/5	11
2	10/1	at San Francisco	Passing Touchdowns	at Washington	9/10	0
	10/8	vs. Cincinnati		at L.A. Rams	10/15	
	10/29	vs. Baltimore		at Seattle	10/22	
				at Cleveland	11/5	
				vs. Atlanta	11/12	
7.7	9/24	vs. Dallas	Passing Yards Average	at Cleveland	11/5	0.6
2	10/8	vs. Cincinnati	Passes Thrown for Interception	at Washington	9/10	0
	10/29	vs. Baltimore		vs. N.Y. Giants	9/17	
	11/5	at Cleveland		vs. Dallas	9/24	
				at San Francisco	10/1	
				at Seattle	10/22	
				vs. L.A. Rams	11/26	
7	11/5	at Cleveland	Times Sacked	vs. N.Y. Giants	9/17	0
7	11/5	at Cleveland	QB Sacks	vs. N.Y. Giants	9/17	0
41	11/5	at Cleveland	Sack Yards Lost	vs. N.Y. Giants	9/17	0
9	11/5	at Cleveland	Total Punts	vs. Dallas	9/24	2
				at Houston	11/19	
460	11/5	at Cleveland	Total Punt Yards	vs. Dallas	9/24	94
54.8	10/8	vs. Cincinnati	Punt Gross Average Yards	at San Francisco	10/1	39
49.3	11/12	vs. Atlanta	Punt Net Average Yards	at San Francisco	10/1	31
4	9/10	at Washington	Punt Returns	at San Francisco	10/1	0
	11/5	at Cleveland		vs. L.A. Rams	11/26	
56	11/12	vs. Atlanta	Punt Return Yards	vs. N.Y. Giants	9/17	0
				at San Francisco	10/1	
				vs. L.A. Rams	11/26	
28.0	11/12	vs. Atlanta	Punt Return Yards Average	vs. N.Y. Giants	9/17	0.0
				at San Francisco	10/1	
				vs. L.A. Rams	11/26	
2	10/22	at Seattle	Kickoff Returns	at Washington	9/10	0
	11/5	at Cleveland		vs. Cincinnati	10/8	
				at L.A. Rams	10/15	
				vs. L.A. Rams	11/26	
28	9/24	vs. Dallas	Kickoff Return Yards	at Washington	9/10	0
	10/22	at Seattle		vs. Cincinnati	10/8	
				at L.A. Rams	10/15	
				vs. L.A. Rams	11/26	
11	11/12	vs. Atlanta	Total Penalties	vs. Cincinnati	10/8	2
122	9/10	at Washington	Penalty Yards	vs. Cincinnati	10/8	16
3	9/10	at Washington	Total Fumbles	vs. N.Y. Giants	9/17	0
				vs. Dallas	9/24	
				vs. Atlanta	11/12	
				vs. L.A. Rams	11/26	
2	9/10	at Washington	Fumbles Lost	vs. N.Y. Giants	9/17	0
				vs. Dallas	9/24	
				at San Francisco	10/1	
				at Seattle	10/22	
				vs. Baltimore	10/29	
				vs. Atlanta	11/12	
				vs. L.A. Rams	11/26	
30:46	10/1	at San Francisco	Time of Possession	vs. Cincinnati	10/8	21:50
3	10/8	vs. Cincinnati	Turnovers	vs. N.Y. Giants	9/17	0
	11/5	at Cleveland		vs. Dallas	9/24	
				at San Francisco	10/1	
				at Seattle	10/22	
				vs. L.A. Rams	11/26	



CARDINALS HIGHS AND LOWS

HIGH	DATE	OPPONENT	DEFENSIVE CATEGORY	OPPONENT	DATE	LOW
37	11/26	vs. L.A. Rams	Points	vs. Dallas	9/24	16
17	9/17	vs. N.Y. Giants	Points in a Quarter	at Washington	9/10	0
31	9/17	vs. N.Y. Giants	Points in a Half	vs. N.Y. Giants	9/17	0
5	10/1	at San Francisco	Total Touchdowns	at San Francisco	10/1	53
79	10/8	vs. L.A. Rams	Total Plays	at Washington	9/10	248
457	11/26	vs. Cincinnati	Total Net Yards	at L.A. Rams	10/15	17
30	10/1	at San Francisco	Total First Downs	at Cleveland	11/5	4
12	9/24	vs. Dallas	First Downs Rushing	at Houston	11/19	5
19	10/8	vs. Cincinnati	First Downs Passing	vs. Atlanta	11/12	0
4	9/10	at Washington	First Down Penalties	at Houston	11/19	33.3%
69.2%	11/12	vs. Baltimore	Third Down Efficiency	vs. L.A. Rams	11/26	3.8
	11/19	at Houston	Average Yards Per Play	at Washington	9/10	92
7.5	10/1	at San Francisco	Total Net Yards Rushing	at Washington	9/10	25
228	11/26	vs. L.A. Rams	Total Net Yards Rushing	at Washington	9/10	2.8
41	11/12	vs. Atlanta	Rushing Attempts	at Houston	11/19	0
6.9	11/26	vs. L.A. Rams	Rushing Average Yards	at Cleveland	11/5	0
4	10/1	at San Francisco	Rushing Touchdowns	vs. Dallas	9/24	70
312	9/17	vs. N.Y. Giants	Total Net Yards Passing	vs. Cincinnati	10/8	21
46	10/8	vs. Cincinnati	Passing Attempts	vs. Atlanta	11/12	12
36	10/8	vs. Cincinnati	Passing Completions	vs. Atlanta	11/12	1
4	11/26	vs. L.A. Rams	Passing Touchdowns	at Washington	9/10	2.9
12.3	10/1	at San Francisco	Passing Yards Average	vs. Dallas	9/24	0
3	11/19	at Houston	Passes Thrown for Interception	at San Francisco	10/1	0
6	9/10	at Washington	Times Sacked	at L.A. Rams	10/15	0
6	9/10	at Washington	QB Sacks	vs. Baltimore	10/29	0
46	9/10	at Washington	Sack Yards Lost	at Cleveland	11/5	0
7	11/5	at Cleveland	Total Punts	vs. Atlanta	11/12	1
410	11/5	at Cleveland	Total Punt Yards	at San Francisco	10/1	45
58.6	11/5	at Cleveland	Punt Gross Average Yards	vs. L.A. Rams	11/26	36.5
46.2	10/29	vs. Baltimore	Punt Net Average Yards	vs. L.A. Rams	11/26	26.5
6	11/5	at Cleveland	Punt Returns	vs. N.Y. Giants	9/17	1
68	10/8	vs. Cincinnati	Punt Return Yards	vs. Dallas	9/24	0
17.0	10/8	vs. Cincinnati	Punt Return Yards Average	vs. Dallas	9/24	0.0
1	9/10	at Washington	Kickoff Returns	vs. N.Y. Giants	9/17	0
	10/1	at San Francisco		vs. Dallas	9/24	
	10/22	at Seattle		vs. Cincinnati	10/8	
24	10/22	at Seattle	Kickoff Return Yards	at L.A. Rams	10/15	
				vs. Baltimore	10/29	
				at Cleveland	11/5	
				vs. Atlanta	11/12	
				at Houston	11/19	
				vs. L.A. Rams	11/26	
13	9/24	vs. Dallas	Total Penalties	vs. N.Y. Giants	9/17	3
107	9/24	vs. Dallas	Penalty Yards	at Houston	11/19	19
2	9/10	at Washington	Total Fumbles	vs. Dallas	9/24	0
	10/22	at Seattle		at San Francisco	10/1	
				at Cleveland	11/5	
				vs. Atlanta	11/12	
				at Houston	11/19	
				vs. L.A. Rams	11/26	
2	9/10	at Washington	Fumbles Lost	vs. N.Y. Giants	9/17	0
	10/22	at Seattle		vs. Dallas	9/24	
				at San Francisco	10/1	
				vs. Cincinnati	10/8	
				vs. Baltimore	10/29	
				at Cleveland	11/5	
				vs. Atlanta	11/12	
				at Houston	11/19	
				vs. L.A. Rams	11/26	
38:10	10/8	vs. Cincinnati	Time of Possession	at San Francisco	10/1	29:14
3	9/10	at Washington	Turnovers	at San Francisco	10/1	0
	10/22	at Seattle		vs. Baltimore	10/29	
	11/19	at Houston		at Cleveland	11/5	
				vs. Atlanta	11/12	



2023 REGULAR SEASON CARDINALS INDIVIDUAL SINGLE-GAME HIGHS

			OPPONENT	DATE
Touchdowns	2	Michael Wilson	at San Francisco 49ers	10/01
Passes Attempted	45	Kyler Murray	vs. Los Angeles Rams	11/26
Passes Completed	28	Joshua Dobbs	at San Francisco 49ers	10/01
Completion Percentage	80.9	Joshua Dobbs	vs. Dallas Cowboys	09/24
Passing Yards	265	Joshua Dobbs	at San Francisco 49ers	10/01
Yards Per Attempt	9.0	Joshua Dobbs	vs. Dallas Cowboys	09/24
Touchdown Passes	2	Joshua Dobbs	vs. Baltimore Ravens	10/29
		Joshua Dobbs	vs. Cincinnati Bengals	10/08
		Joshua Dobbs	at San Francisco 49ers	10/01
Pass Receptions	10	Trey McBride	vs. Baltimore Ravens	10/29
Receiving Yards	131	Trey McBride	vs. Atlanta Falcons	11/12
Touchdown Receptions	2	Michael Wilson	at San Francisco 49ers	10/01
Rushing Yards	106	James Conner	vs. New York Giants	09/17
Rushing Attempts	23	James Conner	vs. New York Giants	09/17
Rushing Average	9.2	Joshua Dobbs	vs. Dallas Cowboys	09/24
Rushing Touchdowns	1	Kyler Murray	vs. Los Angeles Rams	11/26
		Kyler Murray	at Houston Texans	11/19
		Kyler Murray	vs. Atlanta Falcons	11/12
		Clayton Tune	vs. Atlanta Falcons	11/12
		Joshua Dobbs	vs. Baltimore Ravens	10/29
		Joshua Dobbs	at Seattle Seahawks	10/22
		Emari Demercado	vs. Cincinnati Bengals	10/08
		James Conner	vs. Dallas Cowboys	09/24
		Rondale Moore	vs. Dallas Cowboys	09/24
		James Conner	vs. New York Giants	09/17
		Joshua Dobbs	vs. New York Giants	09/17
Yards From Scrimmage	131	Trey McBride	vs. Atlanta Falcons	11/12
Combined Net Yards	131	Trey McBride	vs. Atlanta Falcons	11/12
Interceptions Made	1	Jalen Thompson	vs. Los Angeles Rams	11/26
		Krys Barnes	at Houston Texans	11/19
		Antonio Hamilton Sr.	at Houston Texans	11/19
		Jalen Thompson	at Houston Texans	11/19
		Garrett Williams	at Seattle Seahawks	10/22
		K'Von Wallace	vs. Cincinnati Bengals	10/08
		Kyzir White	vs. Dallas Cowboys	09/24
		Jalen Thompson	vs. New York Giants	09/17
Interceptions Thrown	2	Zaven Collins	at Washington Commanders	09/10
		Clayton Tune	at Cleveland Browns	11/05
		Joshua Dobbs	vs. Baltimore Ravens	10/29
		Joshua Dobbs	vs. Cincinnati Bengals	10/08
INT Return Yards	46	Krys Barnes	at Houston Texans	11/19
Tackles	14	Kyzir White	vs. Dallas Cowboys	09/24
Sacks	2.0	BJ Ojulari	vs. Atlanta Falcons	11/12
		Dennis Gardeck	at Washington Commanders	09/10
Punts	9	Blake Gillikin	at Cleveland Browns	11/05
Punts Inside the 20	2	Blake Gillikin	at Cleveland Browns	11/05
		Nolan Cooney	at Washington Commanders	09/10
Punting Average	54.8	Blake Gillikin	vs. Cincinnati Bengals	10/08
Punt Returns	4	Greg Dortch	at Cleveland Browns	11/05
		Greg Dortch	at Washington Commanders	09/10
Punt Return Yards	56	Greg Dortch	vs. Atlanta Falcons	11/12
Kickoff Returns	2	Greg Dortch	at Cleveland Browns	11/05
		Greg Dortch	at Seattle Seahawks	10/22
Kickoff Return Yards	28	Greg Dortch	at Seattle Seahawks	10/22
		Greg Dortch	vs. Dallas Cowboys	09/24
Field Goals Attempted	4	Matt Prater	vs. Atlanta Falcons	11/12
Field Goals Made	4	Matt Prater	vs. Atlanta Falcons	11/12

2023 REGULAR SEASON CARDINALS LONGEST PLAYS

			OPPONENT	DATE
Run From Scrimmage	45	Rondale Moore	vs. Dallas Cowboys	09/24
Touchdown Run	45	Rondale Moore	vs. Dallas Cowboys	09/24
Passing Long	69	Joshua Dobbs	vs. Dallas Cowboys	09/24
Touchdown Pass Long	48	Kyler Murray	at Houston Texans	11/19
Pass Reception	69	Michael Wilson	vs. Dallas Cowboys	09/24
Touchdown Reception	48	Rondale Moore	at Houston Texans	11/19
Interception Return	46	Krys Barnes	at Houston Texans	11/19
Longest Opponent's Fumble Return	2	Dennis Gardeck	at Seattle Seahawks	10/22
		Cameron Thomas	at Washington Commanders	09/10
Punt Return	49	Greg Dortch	vs. Atlanta Falcons	11/12
Kickoff Return	28	Greg Dortch	vs. Dallas Cowboys	09/24
Punt	66	Blake Gillikin	vs. Baltimore Ravens	10/29
Field Goal	62	Matt Prater	vs. Dallas Cowboys	09/24
Field Goal Attempt	62	Matt Prater	vs. Dallas Cowboys	09/24



OPPONENT SUPERLATIVES

2023 REGULAR SEASON OPPONENTS INDIVIDUAL SINGLE-GAME HIGHS

			OPPONENT	DATE
Touchdowns	4	Christian McCaffrey	at 49ers	10/01
Passes Attempted	46	Joe Burrow	vs. Bengals	10/08
Passes Completed	36	Joe Burrow	vs. Bengals	10/08
Completion Percentage	95.2	Brock Purdy	at 49ers	10/01
Passing Yards	336	C.J. Stroud	at Texans	11/19
Yards Per Attempt	13.5	Brock Purdy	at 49ers	10/01
Touchdown Passes	4	Matthew Stafford	vs. Rams	11/26
Pass Receptions	15	Ja'Marr Chase	vs. Bengals	10/08
Receiving Yards	192	Ja'Marr Chase	vs. Bengals	10/08
Touchdown Receptions	3	Ja'Marr Chase	vs. Bengals	10/08
Rushing Yards	158	Kyren Williams	at Rams	10/15
Rushing Attempts	26	Kenneth Walker III	at Seahawks	10/22
Rushing Average	8.9	Kyren Williams	vs. Rams	11/26
Rushing Touchdowns	3	Gus Edwards	vs. Ravens	10/29
		Christian McCaffrey	at 49ers	10/01
Yards From Scrimmage	204	Kyren Williams	vs. Rams	11/26
Combined Net Yards	204	Kyren Williams	vs. Rams	11/26
Interceptions Made	1	Derek Stingley Jr.	at Texans	11/19
		Nate Landman	vs. Falcons	11/12
		Sione Takitaki	at Browns	11/05
		Denzel Ward	at Browns	11/05
		Brandon Stephens	vs. Ravens	10/29
		Geno Stone	vs. Ravens	10/29
		Devon Witherspoon	at Seahawks	10/22
		Christian Rozeboom	at Rams	10/15
		Germaine Pratt	vs. Bengals	10/08
		Cam Taylor-Britt	vs. Bengals	10/08
Interceptions Thrown	3	C.J. Stroud	at Texans	11/19
INT Return Yards	25	Nate Landman	vs. Falcons	11/12
Tackles	19	Blake Cashman	at Texans	11/19
Sacks	2.5	Dalvin Tomlinson	at Browns	11/05
		Trey Hendrickson	vs. Bengals	10/08
Punts	7	Corey Bojorquez	at Browns	11/05
Punts Inside the 20	4	Jordan Stout	vs. Ravens	10/29
Punting Average	58.6	Corey Bojorquez	at Browns	11/05
Punt Returns	6	James Proche	at Browns	11/05
Punt Return Yards	68	Trenton Irwin	vs. Bengals	10/08
Kickoff Returns	1	DeeJay Dallas	at Seahawks	10/22
		Ray-Ray McCloud III	at 49ers	10/01
		Antonio Gibson	at Commanders	09/10
Kickoff Return Yards	24	DeeJay Dallas	at Seahawks	10/22
Field Goals Attempted	4	Brett Maher	at Rams	10/15
Field Goals Made	4	Brett Maher	at Rams	10/15

2023 REGULAR SEASON OPPONENTS LONGEST PLAYS

			OPPONENT	DATE
Run From Scrimmage	56	Kyren Williams	vs. Rams	11/26
Touchdown Run	23	Royce Freeman	vs. Rams	11/26
Passing Long	63	Joe Burrow	vs. Bengals	10/08
Touchdown Pass Long	63	Joe Burrow	vs. Bengals	10/08
Pass Reception	63	Ja'Marr Chase	vs. Bengals	10/08
Touchdown Reception	63	Ja'Marr Chase	vs. Bengals	10/08
Interception Return	25	Nate Landman	vs. Falcons	11/12
Longest INT Return for TD	11	Cam Taylor-Britt	vs. Bengals	10/08
Longest Opponent's Fumble Return	1	Myles Garrett	at Browns	11/05
Punt Return	32	DeeJay Dallas	at Seahawks	10/22
Kickoff Return	24	DeeJay Dallas	at Seahawks	10/22
Punt	73	Corey Bojorquez	at Browns	11/05
Field Goal	49	Brandon Aubrey	vs. Cowboys	09/24
Field Goal Attempt	53	Justin Tucker	vs. Ravens	10/29

CARDINALS TRANSACTIONS



DATE	POS.	NAME	TRANSACTION
1/11	P	Nolan Cooney	Signed to a reserve/ future contract
1/11	OL	Julien Davenport	Signed a reserve/future contract
1/11	LS	Joe Fortunato	Signed to a reserve/ future contract
1/11	K	Elliott Fry	Signed to a reserve/ future contract
1/11	CB	Nate Hairston	Signed to a reserve/future contract
1/11	S	Juju Hughes	Signed to a reserve/ future contract
1/11	LB	Blake Lynch	Signed to a reserve/ future contract
1/11	TE	Chris Pierce Jr.	Signed to a reserve/ future contract
1/11	TE	Bernhard Seikovits	Signed to a reserve/ future contract
1/11	WR	Auden Tate	Signed to a reserve/ future contract
1/11	CB	Josh Thomas	Signed to a reserve/ future contract
1/11	OL	Badara Traore	Signed to a reserve/ future contract
1/11	WR	Javon Wims	Signed to a reserve/ future contract
3/6	OL	Hayden Howerton	Claimed off waivers from the New England Patriots
3/8	WR	Robbie Anderson	Released
3/10	WR	Greg Dortch	Signed one-year contract
3/10	LB	Markus Golden	Released
3/14	OL	Kelvin Beachum	Signed to two-year contract
3/14	RB	Corey Clement	Signed to one-year contract
3/14	K	Matt Prater	Signed to two-year contract
3/15	OL	Will Hernandez	Signed to two-year contract
3/15	LB	Ezekiel Turner	Signed to one-year contract
3/15	OL	Hjalte Froholdt	Signed to two-year contract
3/15	LB	Kyzir White	Signed to two-year contract
3/20	QB	David Blough	Signed to one-year contract
3/20	WR	Zach Pascal	Signed to two-year contract
3/21	DL	L.J. Collier	Signed to one-year contract
3/21	CB	Antonio Hamilton Sr.	Signed one-year contract
3/21	DL	Jonathan Ledbetter	Resigned to one-year contract
3/21	OL	Dennis Daley	Signed to two-year contract
3/23	LB	Josh Woods	Signed to one-year contract
3/25	LB	Krys Barnes	Signed to one-year contract
3/30	CB	Rashad Fenton	Signed to one-year contract
3/30	DL	Carlos Watkins	Signed to one-year contract
4/10	CB	Kris Boyd	Signed to one-year contract
4/14	OL	Jackson Barton	Signed to one-year contract
4/17	QB	Jeff Driskel	Signed to one-year contract
4/17	S	Jovante Moffatt	Claimed off waivers from the Atlanta Falcons
5/9	S	Andre Chachere	Claimed off waivers from the Philadelphia Eagles
5/10	DL	Ben Stille	Claimed off waivers from the Cleveland Browns
5/11	OL	Jon Gaines II	Signed to a four-year contract
5/11	OL	Paris Johnson Jr.	Signed to a four-year contract
5/11	LB	Owen Pappoe	Signed to a four-year contract
5/11	DL	Dante Stills	Signed to a four-year contract
5/11	QB	Clayton Tune	Signed to a four-year contract
5/11	WR	Michael Wilson	Signed to a four-year contract
5/12	CB	Kei'Trel Clark	Signed to a four-year contract
5/15	K	Elliott Fry	Released
5/15	P	Matt Haack	Signed
5/15	DL	Manny Jones	Released
5/15	LB	Blake Lynch	Released
5/18	CB	Garrett Williams	Signed to a four-year contract
5/26	WR	DeAndre Hopkins	Released
6/5	CB	Dylan Mabin	Signed
6/5	CB	Bobby Price	Signed
6/6	LS	Joe Fortunato	Released
6/8	CB	Kyler McMichael	Claimed off waivers from the Buffalo Bills
6/8	LB	Marvin Pierre	Released
6/12	WR	Brandon Smith	Signed
6/12	WR	Auden Tate	Released
6/14	OL	Julien Davenport	Released
6/14	CB	Josh Thomas	Released
6/15	WR	Javon Wims	Released
7/24	LB	BJ Ojulari	Signed to a four-year contract
7/25	LS	Jack Coco	Signed to one-year contract
7/25	WR	Davion Davis	Signed to one-year contract
7/25	WR	Kaden Davis	Signed to one-year contract
7/25	OL	Pat Elflein	Signed to one-year contract
7/25	LS	Matt Hembrough	Placed on injured reserve
7/25	TE	Chris Pierce Jr.	Released
7/25	TE	Geoff Swaim	Signed to one-year contract
7/26	TE	Zach Ertz	Placed on Active/Physically Unable to Perform list
7/26	QB	Kyler Murray	Placed on Active/Physically Unable to Perform list
7/26	LB	BJ Ojulari	Placed on Active/Physically Unable to Perform list
7/26	CB	Garrett Williams	Placed on Non-Football Injury List
7/29	LB	David Anenih	Signed
7/29	CB	Dylan Mabin	Released
8/4	LS	Jack Coco	Released
8/4	RB	Marlon Mack	Signed
8/9	RB	Marlon Mack	Placed on injured reserve
8/9	RB	Stevie Scott	Signed
8/14	CB	Rashad Fenton	Placed on injured reserve
8/14	RB	Stevie Scott	Released
8/15	S	Sean Chandler	Signed
8/15	TE	Zach Ertz	Activated from Physically Unable to Perform List
8/18	OL	Braylon Jones	Signed
8/21	P	Matt Haack	Released
8/21	RB	Stevie Scott	Signed
8/21	OL	Lachavious Simmons	Waived
8/22	LB	Zach McCloud	Signed
8/24	S	Isaiah Simmons	Traded to the New York Giants for a seventh round pick in the 2024 NFL Draft
8/24	OL	Josh Jones	Traded to the Texans for a fifth round pick in the 2024 NFL Draft
8/24	QB	Joshua Dobbs	Acquired via trade from the Cleveland Browns for a fifth round pick in the 2024 NFL Draft in exchange for a seventh round pick in the 2024 NFL Draft.
8/25	OL	Cohl Cabral	Signed
8/28	CB	Sean Chandler	Released
8/28	OL	Pat Elflein	Placed on Injured Reserve
8/28	CB	Nate Hairston	Released
8/28	QB	Colt McCoy	Released
8/29	LB	David Anenih	Released
8/29	WR	Andre Baccellia	Released
8/29	DL	Eric Banks	Released
8/29	OL	Jackson Barton	Released
8/29	QB	David Blough	Released
8/29	LS	Aaron Brewer	Released
8/29	S	Kendell Brooks	Released
8/29	OL	Cohl Cabral	Released
8/29	S	Andre Chachere	Released
8/29	RB	Corey Clement	Released
8/29	WR	Brian Cobbs	Released
8/29	WR	Davion Davis	Released
8/29	WR	Kaden Davis	Released
8/29	QB	Jeff Driskel	Released
8/29	OL	Jon Gaines II	Placed on Injured Reserve
8/29	TE	Joel Honigford	Released
8/29	OL	Hayden Howerton	Released
8/29	S	Juju Hughes	Released
8/29	OL	Braylon Jones	Released
8/29	DL	Rashard Lawrence	Released
8/29	LB	Zach McCloud	Released
8/29	CB	Kyler McMichael	Waived/injured
8/29	QB	Kyler Murray	Placed on Reserve/Physically Unable to Perform list
8/29	CB	Bobby Price	Released
8/29	RB	Stevie Scott	Released
8/29	TE	Bernhard Seikovits	Released
8/29	DL	Jacob Slade	Released
8/29	WR	Brandon Smith	Released
8/29	OL	Lecitus Smith	Released
8/29	LB	Kyle Soelle	Released
8/29	TE	Noah Togiai	Released
8/29	OL	Badara Traore	Released
8/29	CB	Quavian White	Released
8/29	CB	Garrett Williams	Placed on Reserve/Non-Football Injury list
8/29	RB	Ty'Son Williams	Released
8/30	WR	Daniel Arias	Released
8/30	OL	Trystan Colon	Acquired via waivers from the New York Jets
8/30	OL	Marquis Hayes	Released
8/30	TE	Elijah Higgins	Acquired via waivers from the Miami Dolphins
8/30	OL	Keith Ismael	Acquired via waivers from the San Francisco 49ers
8/30	OL	Ilm Manning	Acquired via waivers from the San Francisco 49ers
8/30	S	Jovante Moffatt	Released
8/30	DL	Ben Stille	Released
8/30	CB	Starling Thomas V	Acquired via waivers from the Detroit Lions
8/30	S	K'Von Wallace	Acquired via waivers from the Philadelphia Eagles.
8/31	OL	Dennis Daley	Placed on Injured Reserve
8/31	OL	Carter O'Donnell	Acquired via waivers from the Indianapolis Colts
8/31	LB	Myjai Sanders	Placed on Injured Reserve
8/31	TE	Blake Whiteheart	Released
9/4	LS	Aaron Brewer	Re-signed to active roster
9/4	CB	Andre Chachere	Signed to the practice squad
9/4	RB	Corey Clement	Signed to the practice squad
9/4	WR	Kaden Davis	Signed to the practice squad
9/4	QB	Jeff Driskel	Signed to the practice squad
9/4	OL	Marquis Hayes	Signed to the practice squad
9/4	OL	Hayden Howerton	Signed to the practice squad
9/4	S	Jovante Moffatt	Signed to the practice squad
9/4	CB	Bobby Price	Signed to the practice squad
9/4	TE	Bernhard Seikovits	International Player practice squad exemption
9/4	DL	Ben Stille	Signed to the practice squad
9/4	CB	Quavian White	Signed to the practice squad
9/4	TE	Blake Whiteheart	Signed to the practice squad
9/9	OL	Jackson Barton	Elevated to the active roster from the practice squad
9/9	S	Andre Chachere	Elevated to the active roster from the practice squad
9/13	LB	Tyreek Maddox-Williams	Signed to the practice squad
9/13	S	Jovante Moffatt	Placed on practice squad/injured reserve list
9/16	DL	Eric Banks	Elevated to the active roster from the practice squad



CARDINALS TRANSACTIONS

9/16	S	Andre Chachere	Signed to active roster from practice squad
9/16	DL	L.J. Collier	Placed on injured reserve
9/16	CB	Quavian White	Elevated to the active roster from the practice squad
9/18	S	Budda Baker	Placed on injured reserve
9/18	S	Joey Blount	Signed to the practice squad
9/18	OL	Hayden Howerton	Placed on practice squad injured reserve list
9/18	S	Qwuantrezz Knight	Signed to the active roster from San Francisco's practice squad
9/19	WR	Daniel Arias	Released from the practice squad
9/19	DL	Jacob Slade	Signed to the practice squad
9/20	WR	Jeff Smith	Signed to the practice squad
9/23	DL	Roy Lopez	Signed to the practice squad
9/23	DL	Jacob Slade	Released from the practice squad
9/23	DL	Carlos Watkins	Placed on injured reserve
9/26	DL	Roy Lopez	Signed to the active roster from the practice squad
9/26	DL	Jacob Slade	Signed to the practice squad
9/26	LB	Davion Taylor	Signed to the practice squad
9/26	CB	Quavian White	Released from the practice squad
9/30	DL	Eric Banks	Elevated to the active roster from the practice squad
9/30	RB	Corey Clement	Elevated to the active roster from the practice squad
10/2	CB	Kris Boyd	Released
10/2	OL	Ilm Manning	Released
10/2	CB	Christian Matthew	Released
10/2	DL	Jacob Slade	Released from the practice squad
10/3	S	Joey Blount	Signed to active roster from practice squad
10/3	P	Nolan Cooney	Released
10/3	P	Blake Gillikin	Signed to the active roster
10/3	DL	Phil Hoskins	Signed to the practice squad
10/5	RB	Damien Williams	Signed to the practice squad
10/7	RB	Corey Clement	Elevated to the active roster from the practice squad
10/7	DL	Ben Stille	Elevated to the active roster from the practice squad
10/9	RB	Tony Jones Jr.	Claimed off waivers from the New Orleans Saints
10/10	RB	James Conner	Placed on injured reserve
10/10	LB	Davion Taylor	Released from the practice squad
10/10	CB	Quavian White	Signed to the practice squad
10/14	OL	Dennis Daley	Activated from the injured reserve//designated for return list
10/14	CB	Bobby Price	Elevated to the active roster from the practice squad
10/14	RB	Damien Williams	Elevated to the active roster from the practice squad
10/17	LB	Myjai Sanders	Waived
10/18	S	Budda Baker	Designated to return from the injured reserve list
10/18	RB	Tony Jones Jr.	Released
10/18	QB	Kyler Murray	Designated to return from the reserve/physically unable to perform
10/20	QB	Jeff Driskel	Released from the practice squad
10/20	RB	Tony Jones Jr.	Signed to the practice squad
10/21	S	Budda Baker	Activated from the injured reserve/designated to return list
10/21	CB	Bobby Price	Elevated to the active roster from the practice squad
10/21	RB	Damien Williams	Elevated to the active roster from the practice squad
10/21	CB	Garrett Williams	Activated from the Reserve/Non Football Injury List
10/24	TE	Zach Ertz	Placed on injured reserve
10/24	S	K'Von Wallace	Released
10/24	CB	Quavian White	Released from the practice squad
10/24	TE	Blake Whiteheart	Signed to the active roster from the practice squad
10/25	WR	Davion Davis	Re-signed to the practice squad
10/25	DL	Jacob Slade	Re-signed to the practice squad
10/26	CB	Bobby Price	Signed to the active roster from the practice squad
10/26	CB	Quavian White	Signed to the practice squad
10/28	WR	Andre Baccellia	Signed to the active roster from the practice squad
10/28	DL	Ben Stille	Elevated to the active roster from the practice squad
10/28	OL	Elijah Wilkinson	Placed on injured reserve
10/28	RB	Damien Williams	Elevated to the active roster from the practice squad
10/30	WR	Andre Baccellia	Released
10/31	QB	Joshua Dobbs	Traded to Minnesota for a sixth-round pick in the 2024 NFL Draft.
10/31	OL	Vitaliy Gurman	Signed to the practice squad
10/31	DL	Jacob Slade	Released from the practice squad
10/31	WR	Jeff Smith	Placed on practice squad injured reserve list
10/31	CB	Quavian White	Released from the practice squad
10/31	RB	Damien Williams	Placed on practice squad injured reserve list
11/1	WR	Daniel Arias	Signed to the practice squad
11/1	WR	Andre Baccellia	Signed to the practice squad
11/1	QB	Jeff Driskel	Signed to the practice squad
11/1	RB	Hassan Hall	Signed to the practice squad
11/2	RB	Tony Jones Jr.	Signed to the active roster from the practice squad
11/2	WR	Jeff Smith	Released from the practice squad/injured reserve
11/2	DL	Kendal Vickers	Signed to the practice squad
11/4	WR	Andre Baccellia	Signed to the active roster from the practice squad
11/4	RB	Corey Clement	Elevated to the active roster from the practice squad
11/4	QB	Jeff Driskel	Elevated to the active roster from the practice squad
11/6	WR	Andre Baccellia	Released
11/6	RB	Hassan Hall	Released from the practice squad
11/6	OL	Doug Kramer Jr.	Acquired via waivers from the Chicago Bears
11/7	WR	Daniel Arias	Released from the practice squad
11/7	QB	Kyler Murray	Activated from Reserve/Physically Unable to Perform List (PUP)
11/7	CB	Bobby Price	Placed on injured reserve
11/8	WR	Andre Baccellia	Signed to the practice squad
11/8	RB	James Conner	Designated to return from the injured reserve list
11/8	OL	Austen Pleasants	Signed to the practice squad
11/8	CB	Quavian White	Signed to the practice squad
11/9	J	Tony Jones Jr.	Released from the active roster
11/9	RB	Damien Williams	Released from the practice squad/injured reserve
11/10	DL	Eric Banks	Released from the practice squad
11/10	DL	Naquan Jones	Signed to the practice squad
11/11	OL	Jackson Barton	Elevated to the active roster from the practice squad
11/11	RB	James Conner	Activated from injured reserve/designated to return list
11/11	OL	Vitaliy Gurman	Released from the practice squad
11/11	RB	Tony Jones Jr.	Elevated to the active roster from the practice squad
11/11	RB	Tony Jones Jr.	Signed to the practice squad
11/15	RB	Michael Carter	Claimed off waivers from the New York Jets
11/15	OL	Doug Kramer Jr.	Released from the active roster
11/18	WR	Andre Baccellia	Signed to the active roster from the practice squad
11/18	DL	Phil Hoskins	Elevated to the active roster from the practice squad
11/18	RB	Tony Jones Jr.	Elevated to the active roster from the practice squad
11/18	S	Qwuantrezz Knight	Released
11/21	WR	Daniel Arias	Re-signed to the practice squad
11/21	WR	Davion Davis	Released from the practice squad
11/21	DL	Leki Fotu	Placed on injured reserve
11/21	S	Qwuantrezz Knight	Re-signed to the active roster
11/21	DL	Ben Stille	Signed to the active roster from the practice squad
11/21	LB	Kyzir White	Placed on injured reserve
11/22	WR	Dan Chisena	Signed to the practice squad
11/22	CB	William Hooper	Signed to the practice squad
11/25	DL	Phil Hoskins	Elevated to the active roster from the practice squad
11/25	CB	Divaad Wilson	Elevated to the active roster from the practice squad
11/28	RB	Keaontay Ingram	Released from the active roster
11/28	OL	Austen Pleasants	Released from the practice squad
11/28	DL	Ben Stille	Released from the active roster



CARDINALS STARTERS AND INACTIVES

OFFENSE

DATE	OPPONENT	WR	LT	LG	C	RG	RT	TE	QB	RB	FB
9/10	at Washington	M. Wilson/ M. Brown/ R. Moore	D. Humphries	E. Wilkinson	H. Froholdt	W. Hernandez	P. Johnson Jr.	Z. Ertz	J. Dobbs	J. Conner	--
9/17	N.Y. Giants	M. Wilson/ M. Brown	D. Humphries	E. Wilkinson	H. Froholdt	W. Hernandez	P. Johnson Jr.	T. McBride/ Z. Ertz	J. Dobbs	J. Conner	--
9/24	Dallas	M. Wilson/ M. Brown	D. Humphries	E. Wilkinson	H. Froholdt	W. Hernandez	P. Johnson Jr.	T. McBride/ Z. Ertz	J. Dobbs	J. Conner	--
10/1	at San Francisco	M. Wilson/ M. Brown/ R. Moore	D. Humphries	E. Wilkinson	H. Froholdt	W. Hernandez	P. Johnson Jr.	Z. Ertz	J. Dobbs	J. Conner	--
10/8	Cincinnati	M. Brown	D. Humphries	E. Wilkinson	H. Froholdt	W. Hernandez	P. Johnson Jr.	Z. Ertz/ G. Swaim	J. Dobbs	J. Conner	J. Luketa
10/15	at L.A. Rams	M. Wilson/ M. Brown	D. Humphries	E. Wilkinson	H. Froholdt	W. Hernandez	P. Johnson Jr.	Z. Ertz/ G. Swaim	J. Dobbs	K. Ingram	--
10/22	at Seattle	M. Wilson/ M. Brown	D. Humphries	T. Colon	H. Froholdt	W. Hernandez	P. Johnson Jr.	Z. Ertz/ G. Swaim	J. Dobbs	E. Demercado	--
10/29	Baltimore	M. Wilson/ M. Brown/ R. Moore	D. Humphries	T. Colon	H. Froholdt	W. Hernandez	P. Johnson Jr.	T. McBride	J. Dobbs	E. Demercado	--
11/5	at Cleveland	Z. Pascal/ M. Brown/ G. Dortch	D. Humphries	D. Daley	H. Froholdt	W. Hernandez	P. Johnson Jr.	T. McBride	C. Tune	R. Moore	--
11/12	Atlanta	M. Wilson/ M. Brown	K. Beachum	C. O'Donnell	H. Froholdt	W. Hernandez	P. Johnson Jr.	T. McBride/ G. Swaim	K. Murray	J. Conner	--
11/19	at Houston	M. Brown/ R. Moore	D. Humphries	C. O'Donnell	H. Froholdt	W. Hernandez	P. Johnson Jr.	T. McBride/ G. Swaim	K. Murray	J. Conner	--
11/26	L.A. Rams	M. Brown	D. Humphries	C. O'Donnell	H. Froholdt	W. Hernandez	P. Johnson Jr.	T. McBride/ G. Swaim/ E. Higgins	K. Murray	J. Conner	--
12/3	at Pittsburgh	--	--	--	--	--	--	--	--	--	--
12/17	San Francisco	--	--	--	--	--	--	--	--	--	--
12/24	at Chicago	--	--	--	--	--	--	--	--	--	--
12/31	at Philadelphia	--	--	--	--	--	--	--	--	--	--
1/7	Seattle	--	--	--	--	--	--	--	--	--	--

DEFENSE

DATE	OPPONENT	DE	NT	DE	OLB	ILB	ILB	OLB	CB	S	DB
9/10	at Washington	L. Collier	L. Fotu	J. Ledbetter	V. Dimukeje	K. White	J. Woods	Z. Collins	M. Wilson/ K. Clark	B. Baker/ J. Thompson	--
9/17	N.Y. Giants	C. Watkins	--	J. Ledbetter	C. Thomas	K. White	K. Barnes	Z. Collins	K. Clark/ M. Wilson	J. Thompson/ K. Wallace	A. Chachere
9/24	Dallas	K. Strong	L. Fotu	J. Ledbetter	V. Dimukeje	K. White	K. Barnes	Z. Collins	K. Clark/ M. Wilson	J. Thompson/ K. Wallace	--
10/1	at San Francisco	K. Strong	L. Fotu	D. Stills	V. Dimukeje	K. White	E. Turner	Z. Collins	K. Clark/ M. Wilson	J. Thompson/ K. Wallace	--
10/8	Cincinnati	K. Strong	L. Fotu	D. Stills	D. Gardeck	K. White	--	Z. Collins	M. Wilson/ A. Hamilton Sr.	J. Thompson/ K. Wallace	A. Chachere
10/15	at L.A. Rams	K. Strong	--	J. Ledbetter	C. Thomas	K. White	J. Woods	Z. Collins	K. Clark/ M. Wilson	A. Chachere/ K. Wallace/ J. Blount	A. Hamilton Sr.
10/22	at Seattle	K. Strong	L. Fotu	J. Ledbetter	V. Dimukeje	K. White	J. Woods	Z. Collins	M. Wilson/ S. Thomas V	A. Chachere/ B. Baker	--
10/29	Baltimore	D. Stills	L. Fotu	J. Ledbetter	D. Gardeck	K. White	--	Z. Collins	M. Wilson/ A. Hamilton Sr.	B. Baker/ J. Thompson	G. Williams
11/5	at Cleveland	K. Strong	L. Fotu	J. Ledbetter	D. Gardeck	K. White	--	Z. Collins	M. Wilson/ A. Hamilton Sr.	B. Baker/ J. Thompson	G. Williams
11/12	Atlanta	K. Strong	L. Fotu	J. Ledbetter	D. Gardeck	K. White	--	Z. Collins	M. Wilson/ S. Thomas V	B. Baker/ J. Thompson	G. Williams
11/19	at Houston	K. Strong	L. Fotu	D. Stills	V. Dimukeje	K. White	J. Woods	Z. Collins	M. Wilson/ A. Hamilton Sr.	B. Baker/ J. Thompson	--
11/26	L.A. Rams	D. Stills	R. Lopez	J. Ledbetter	D. Gardeck	J. Woods	--	Z. Collins	K. Clark/ S. Thomas V	B. Baker/ J. Thompson	G. Williams
12/3	at Pittsburgh	--	--	--	--	--	--	--	--	--	--
12/17	San Francisco	--	--	--	--	--	--	--	--	--	--
12/24	at Chicago	--	--	--	--	--	--	--	--	--	--
12/31	at Philadelphia	--	--	--	--	--	--	--	--	--	--
1/7	Seattle	--	--	--	--	--	--	--	--	--	--

2023 REGULAR SEASON INACTIVES

DATE	OPPONENT	1	2	3	4	5	6	7
09/10	at Washington	OL Kelvin Beachum	TE Elijah Higgins	OL Ilm Manning	OL Carter O'Donnell	LB Owen Pappoe	DL Dante Stills	CB Starling Thomas V
09/17	N.Y. Giants	S Budda Baker	DL Leki Fotu	TE Elijah Higgins	OL Ilm Manning	OL Carter O'Donnell	CB Starling Thomas V	LB Josh Woods
09/24	Dallas	TE Elijah Higgins	OL Ilm Manning	OL Carter O'Donnell	CB Starling Thomas V	LB Josh Woods	--	--
10/01	at San Francisco	TE Elijah Higgins	RB Keaontay Ingram	DL Jonathan Ledbetter	OL Ilm Manning	OL Carter O'Donnell	CB Starling Thomas V	LB Josh Woods
10/08	Cincinnati	TE Elijah Higgins	RB Keaontay Ingram	S Qwuantrezz Knight	DL Jonathan Ledbetter	OL Carter O'Donnell	--	--
10/15	at L.A. Rams	TE Elijah Higgins	OL Keith Ismael	RB Tony Jones Jr.	LB Jesse Luketa	OL Carter O'Donnell	S Jalen Thompson	--
10/22	at Seattle	CB Antonio Hamilton Sr.	S Qwuantrezz Knight	LB Jesse Luketa	OL Carter O'Donnell	WR Zach Pascal	S Jalen Thompson	OL Elijah Wilkinson
10/29	Baltimore	LB Krys Barnes	CB Kei'Trel Clark	WR Greg Dortch	S Qwuantrezz Knight	OL Carter O'Donnell	DL Kevin Strong	TE Blake Whiteheart
11/05	at Cleveland	CB Kei'Trel Clark	OL Trystan Colon	RB Emari Demercado	S Qwuantrezz Knight	LB Jesse Luketa	TE Blake Whiteheart	WR Michael Wilson
11/12	Atlanta	OL Trystan Colon	RB Emari Demercado	OL D.J. Humphries	S Qwuantrezz Knight	OL Doug Kramer Jr.	LB Ezekiel Turner	TE Blake Whiteheart
11/19	at Houston	S Joey Blount	RB Michael Carter	OL Dennis Daley	RB Emari Demercado	DL Jonathan Ledbetter	WR Zach Pascal	WR Michael Wilson
11/26	L.A. Rams	S Joey Blount	OL Dennis Daley	CB Antonio Hamilton Sr.	RB Keaontay Ingram	DL Kevin Strong	TE Blake Whiteheart	WR Michael Wilson
12/03	at Pittsburgh	--	--	--	--	--	--	--
12/17	San Francisco	--	--	--	--	--	--	--
12/24	at Chicago	--	--	--	--	--	--	--
12/31	at Philadelphia	--	--	--	--	--	--	--
01/07	Seattle	--	--	--	--	--	--	--

CARDINALS ROSTER BY POSITION



NO.	NAME	POS.	HT.	WT.	AGE	EXP.	COLLEGE	HOMETOWN	HOW ACQ.
QUARTERBACKS (2)									
1	Murray, Kyler	QB	5-10	207	26	5	Oklahoma	Allen, TX	D1-19
15	Tune, Clayton	QB	6-3	220	24	R	Houston	Carrollton, TX	D5a-23
RUNNING BACKS (3)									
6	Conner, James	RB	6-1	233	28	7	Pittsburgh	Erie, PA	UFA-21 (Pit)
22	Carter, Michael	RB	5-8	201	24	3	North Carolina	Navarre, FL	WV-23 (NYJ)
31	Demercado, Emari	RB	5-9	215	24	R	Texas Christian	Inglewood, CA	FA-23
WIDE RECEIVERS (6)									
0	Pascal, Zach	WR	6-2	215	28	6	Old Dominion	Upper Marlboro, MD	UFA-23 (Phi)
2	Brown, Marquise	WR	5-9	180	26	5	Oklahoma	Hollywood, FL	TR-22 (Bal)
4	Moore, Rondale	WR	5-7	181	23	3	Purdue	New Albany, IN	D2-21
14	Wilson, Michael	WR	6-2	213	23	R	Stanford	Simi Valley, CA	D3b-23
82	Baccellia, Andre	WR	5-10	175	26	2	Washington	Thousand Oaks, CA	FA-21
83	Dortch, Greg	WR	5-7	175	25	3	Wake Forest	Highland Springs, VA	FA-21
TIGHT ENDS (4)									
84	Higgins, Elijah	TE	6-3	235	23	R	Stanford	Austin, TX	WV-23 (Mia)
85	McBride, Trey	TE	6-4	246	24	2	Colorado State	Fort Morgan, CO	D2-22
87	Swaim, Geoff	TE	6-4	260	30	9	Texas	Chico, CA	FA-23
89	Whiteheart, Blake	TE	6-4	247	23	R	Wake Forest	Winston-Salem, NC	FA-23
OFFENSIVE LINE (9)									
60	Ismael, Keith	OL	6-3	310	25	3	San Diego State	Oakland, CA	WV-23 (SF)
61	O'Donnell, Carter	OL	6-5	305	24	1	Alberta	Calgary, Alberta	WV-23 (Ind)
63	Colon, Trystan	OL	6-3	313	25	4	Missouri	Webb City, MO	WV-23 (NYJ)
68	Beachum, Kelvin	OL	6-3	308	34	12	SMU	Mexia, TX	FA-20
70	Johnson Jr., Paris	OL	6-6	313	22	R	Ohio State	Cincinnati, Ohio	D1-23
71	Daley, Dennis	OL	6-6	326	27	5	South Carolina	Columbia, S.C.	UFA-23 (Ten)
72	Froholdt, Hjalte	OL	6-5	310	27	4	Arkansas	Svendborg, Denmark	UFA-23 (Cle)
74	Humphries, D.J.	OL	6-5	307	29	8	Florida	Union, SC	D1-15
76	Hernandez, Will	OL	6-3	332	28	6	UTEP	Las Vegas, NV	UFA-22 (NYG)
LINEBACKERS (10)									
10	Woods, Josh	LB	6-1	230	27	5	Maryland	Baltimore, MD	UFA-23 (Det)
18	Ojulari, BJ	LB	6-2	248	21	R	LSU	Marietta, GA	D2-23
25	Collins, Zaven	LB	6-4	260	24	3	Tulsa	Hominy, OK	D1-21
43	Luketa, Jesse	LB	6-3	253	24	2	Penn State	Ottawa, Ontario	D7b-22
44	Pappoe, Owen	LB	6-0	225	23	R	Auburn	Lawrenceville, GA	D5b-23
45	Gardeck, Dennis	LB	6-0	232	29	6	Sioux Falls	Lake in the Hills, IL	FA-18
47	Turner, Ezekiel	LB	6-2	214	27	6	Washington	Pasadena, MD	FA-18
51	Barnes, Krys	LB	6-2	229	25	4	UCLA	Bakersfield, CA	UFA-23 (GB)
52	Dimukeje, Victor	LB	6-2	262	24	3	Duke	Baltimore, MD	D6a-21
97	Thomas, Cameron	LB	6-4	267	23	2	San Diego State	Carlsbad, CA	D3a-22
DEFENSIVE BACKS (10)									
3	Baker, Budda	S	5-10	195	27	7	Washington	Bellevue, WA	D2-17
13	Clark, Kei'Trel	CB	5-10	181	22	R	Louisville	Richmond, VA	D6a-23
20	Wilson, Marco	CB	6-0	191	24	3	Florida	Fort Lauderdale, FL	D4-21
21	Williams, Garrett	CB	5-10	192	22	R	Syracuse	Harrisburg, NC	D3a-23
24	Thomas V, Starling	CB	5-10	194	23	R	Alabama-Birmingham	Birmingham, AL	WV-23 (Det)
28	Knight, Qwuantrrezz	S	6-0	199	26	1	UCLA	Gretna, FL	FA-23
32	Blount, Joey	S	6-1	201	25	2	Virginia	Atlanta, GA	FA-23
33	Hamilton Sr., Antonio	CB	6-0	195	30	8	South Carolina State	Johnston, SC	FA-21
34	Thompson, Jalen	S	5-11	190	25	5	Washington State	Downey, CA	SD5-19
36	Chachere, Andre	S	6-0	197	27	3	San Jose State	Fresno, CA	WV-23 (Phi)
DEFENSIVE LINE (4)									
55	Stills, Dante	DL	6-4	286	23	R	West Virginia	Fairmont, WV	D6b-23
92	Strong, Kevin	DL	6-4	295	27	5	Texas-San Antonio	Cleveland, TX	UFA-23 (Ten)
93	Ledbetter, Jonathan	DL	6-4	282	26	2	Georgia	Tucker, GA	FA-21
98	Lopez, Roy	DL	6-2	318	26	3	Arizona	Tempe, AZ	FA-23
SPECIALISTS (3)									
5	Prater, Matt	K	5-10	201	39	17	Central Florida	Estero, FL	UFA-21 (Det)
12	Gillikin, Blake	P	6-2	196	25	3	Penn State	Atlanta, GA	FA-23
46	Brewer, Aaron	LS	6-5	232	33	12	San Diego State	Fullerton, CA	FA-16



CARDINALS HOW THEY WERE BUILT

YEAR	DRAFTEES (18)	FREE AGENTS (24)	TRADES (1)	WAIVERS (7)	SUP. DRAFT (1)
2015	OL D.J. Humphries (1)				
2016		LS Aaron Brewer (FA-16)			
2017	S Budda Baker (2)				
2018		LB Dennis Gardeck (FA-18) LB Ezekiel Turner (FA-18)			
2019	QB Kyler Murray (1)				S Jalen Thompson (SD5-19)
2020		OL Kelvin Beachum (FA-20)			
2021	LB Zaven Collins (1) WR Rondale Moore (2) CB Marco Wilson (4) LB Victor Dimukeje (6a)	WR Andre Baccellia (FA-21) RB James Conner (UFA-21 Pit) WR Greg Dortch (FA-21) CB Antonio Hamilton Sr. (FA-21) DL Jonathan Ledbetter (FA-21) K Matt Prater (UFA-21 Det)			
2022	TE Trey McBride (2) LB Cameron Thomas (3a) LB Jesse Luketa (7b)	OL Will Hernandez (UFA-22 NYG)	WR Marquise Brown (TR-22 Bal)		
2023	OL Paris Johnson Jr. (1) LB BJ Ojulari (2) CB Garrett Williams (3) WR Michael Wilson (3) LB Owen Pappoe (5a) QB Clayton Tune (5b) CB Kei'Trel Clark (6a) DL Dante Stills (6b)	LB Krys Barnes (UFA-23 GB) S Joey Blount (FA-23) OL Dennis Daley (UFA-23 Ten) RB Emari Demercado (FA-23) OL Hjalte Froholdt (UFA-23 Cle) P Blake Gillikin (FA-23) S Qwuantrezz Knight (FA-23) DL Roy Lopez (FA-23) WR Zach Pascal (UFA-23 Phi) DL Kevin Strong (UFA-23 Ten) TE Geoff Swaim (FA-23) TE Blake Whiteheart (FA-23) LB Josh Woods (UFA-23 Det)		RB Michael Carter (WV-23 NYJ) S Andre Chachere (WV-23 Phi) OL Trystan Colon (WV-23 NYJ) TE Elijah Higgins (WV-23 Mia) OL Keith Ismael (WV-23 SF) OL Carter O'Donnell (WV-23 Ind) CB Starling Thomas V (WV-23 Det)	

CARDINALS DEPTH CHART



(As of November 28, 2023)

As Prepared by Team's Media Relations Department

OFFENSE

WR	2 Marquise Brown	82 Andre Baccellia		
LT	74 D.J. Humphries	71 Dennis Daley		
LG	61 Carter O'Donnell	63 Trystan Colon		
C	72 Hjalte Froholdt	60 Keith Ismael		
RG	76 Will Hernandez	60 Keith Ismael		
RT	<u>70 Paris Johnson Jr.</u>	68 Kelvin Beachum		
TE	85 Trey McBride	87 Geoff Swaim	<u>84 Elijah Higgins</u>	<u>89 Blake Whiteheart</u>
WR	4 Rondale Moore	83 Greg Dortch		
WR	<u>14 Michael Wilson</u>	0 Zach Pascal		
QB	1 Kyler Murray	<u>15 Clayton Tune</u>		
RB	6 James Conner	<u>31 Emari Demercado</u>	22 Michael Carter	

DEFENSE

DE	<u>55 Dante Stills</u>			
NT	92 Kevin Strong	98 Roy Lopez		
DE	93 Jonathan Ledbetter			
OLB	45 Dennis Gardeck	52 Victor Dimukeje	43 Jesse Luketa	
ILB	51 Krys Barnes	<u>44 Owen Pappoe</u>		
ILB	10 Josh Woods	47 Ezekiel Turner		
OLB	25 Zaven Collins	<u>18 BJ Ojulari</u>	97 Cameron Thomas	
CB	<u>13 Kei'Trel Clark</u>	33 Antonio Hamilton Sr.		
CB	<u>21 Garrett Williams</u>	<u>24 Starling Thomas V</u>	20 Marco Wilson	
S	34 Jalen Thompson	36 Andre Chachere	28 Qwuantrezz Knight	
S	3 Budda Baker	32 Joey Blount		

SPECIALISTS

K	5 Matt Prater
P	12 Blake Gillikin
LS	46 Aaron Brewer
H	12 Blake Gillikin
KR	83 Greg Dortch
PR	83 Greg Dortch

PRONUNCIATION GUIDE

Andre Baccellia	buh-CHELL-ee	Hjalte Froholdt	YELL-duh / FRO-holt
Joey Blount	Blunt	Keith Ismael	ish-MALE
Andre Chachere	SASH-er-ay	Qwuantrezz Knight	KWAN-trez
Kei'Trel Clark	KEY-trell	Jesse Luketa	loo-KETT-uh
Emari Demercado	ee-MAR-ee / dee-mer-CAH-doe	BJ Ojulari	oh-joo-LARR-ee
Victor Dimukeje	dee-moo-KAY-g	Owen Pappoe	PAPP-oh

NOTE: Rookies are underlined



CARDINALS ALPHABETICAL ROSTER

NO.	NAME	POS	HT	WT	DOB	EXP	COLLEGE	HOMETOWN	HOW ACQ
82	Baccellia, Andre	WR	5-10	175	1/7/1997	2	Washington	Thousand Oaks, CA	FA-21
3	Baker, Budda	S	5-10	195	1/10/1996	7	Washington	Bellevue, WA	D2-17
51	Barnes, Krys	LB	6-2	229	4/2/1998	4	UCLA	Bakersfield, CA	UFA-23 (GB)
68	Beachum, Kelvin	OL	6-3	308	6/8/1989	12	SMU	Mexia, TX	FA-20
32	Blount, Joey	S	6-1	201	11/16/1998	2	Virginia	Atlanta, GA	FA-23
46	Brewer, Aaron	LS	6-5	232	7/5/1990	12	San Diego State	Fullerton, CA	FA-16
2	Brown, Marquise	WR	5-9	180	6/4/1997	5	Oklahoma	Hollywood, FL	TR-22 (Bal)
22	Carter, Michael	RB	5-8	201	5/7/1999	3	North Carolina	Navarre, FL	WV-23 (NYJ)
36	Chachere, Andre	S	6-0	197	2/10/1996	3	San Jose State	Fresno, CA	WV-23 (Phi)
13	Clark, Kei'Trel	CB	5-10	181	3/19/2001	R	Louisville	Richmond, VA	D6a-23
25	Collins, Zaven	LB	6-4	260	5/19/1999	3	Tulsa	Hominy, OK	D1-21
63	Colon, Trystan	OL	6-3	313	3/23/1998	4	Missouri	Webb City, MO	WV-23 (NYJ)
6	Conner, James	RB	6-1	233	5/5/1995	7	Pittsburgh	Erie, PA	UFA-21 (Pit)
71	Daley, Dennis	OL	6-6	326	8/7/1996	5	South Carolina	Columbia, S.C.	UFA-23 (Ten)
31	Demercado, Emari	RB	5-9	215	1/20/1999	R	Texas Christian	Inglewood, CA	FA-23
52	Dimukeje, Victor	LB	6-2	262	11/18/1999	3	Duke	Baltimore, MD	D6a-21
83	Dortch, Greg	WR	5-7	175	5/29/1998	3	Wake Forest	Highland Springs, VA	FA-21
72	Froholdt, Hjalte	OL	6-5	310	8/20/1996	4	Arkansas	Svendborg, Denmark	UFA-23 (Cle)
45	Gardeck, Dennis	LB	6-0	232	8/9/1994	6	Sioux Falls	Lake in the Hills, IL	FA-18
12	Gillikin, Blake	P	6-2	196	1/21/1998	3	Penn State	Atlanta, GA	FA-23
33	Hamilton Sr., Antonio	CB	6-0	195	1/24/1993	8	South Carolina State	Johnston, SC	FA-21
76	Hernandez, Will	OL	6-3	332	9/2/1995	6	UTEP	Las Vegas, NV	UFA-22 (NYG)
84	Higgins, Elijah	TE	6-3	235	10/27/2000	R	Stanford	Austin, TX	WV-23 (Mia)
74	Humphries, D.J.	OL	6-5	307	12/28/1993	8	Florida	Union, SC	D1-15
60	Ismael, Keith	OL	6-3	310	7/25/1998	3	San Diego State	Oakland, CA	WV-23 (SF)
70	Johnson Jr., Paris	OL	6-6	313	7/3/2001	R	Ohio State	Cincinnati, Ohio	D1-23
28	Knight, Qwuantrizz	S	6-0	199	10/10/1997	1	UCLA	Gretna, VA	FA-23
93	Ledbetter, Jonathan	DL	6-4	282	9/12/1997	2	Georgia	Tucker, GA	FA-21
98	Lopez, Roy	DL	6-2	318	8/7/1997	3	Arizona	Tempe, AZ	FA-23
43	Luketa, Jesse	LB	6-3	253	1/15/1999	2	Penn State	Ottawa, Ontario	D7b-22
85	McBride, Trey	TE	6-4	246	11/22/1999	2	Colorado State	Fort Morgan, CO	D2-22
4	Moore, Rondale	WR	5-7	181	6/9/2000	3	Purdue	New Albany, IN	D2-21
1	Murray, Kyler	QB	5-10	207	8/7/1997	5	Oklahoma	Allen, TX	D1-19
61	O'Donnell, Carter	OL	6-5	305	12/23/1998	1	Alberta	Calgary, Alberta	WV-23 (Ind)
18	Ojulari, BJ	LB	6-2	248	4/5/2002	R	LSU	Marietta, GA	D2-23
44	Pappoe, Owen	LB	6-0	225	9/29/2000	R	Auburn	Lawrenceville, GA	D5b-23
0	Pascal, Zach	WR	6-2	215	12/18/1994	6	Old Dominion	Upper Marlboro, MD	UFA-23 (Phi)
5	Prater, Matt	K	5-10	201	8/10/1984	17	Central Florida	Esteros, FL	UFA-21 (Det)
55	Stills, Dante	DL	6-4	286	12/14/1999	R	West Virginia	Fairmont, WV	D6b-23
92	Strong, Kevin	DL	6-4	295	8/5/1996	5	Texas-San Antonio	Cleveland, TX	UFA-23 (Ten)
87	Swaim, Geoff	TE	6-4	260	9/16/1993	9	Texas	Chico, CA	FA-23
97	Thomas, Cameron	LB	6-4	267	7/1/2000	2	San Diego State	Carlsbad, CA	D3a-22
24	Thomas V, Starling	CB	5-10	194	1/25/2000	R	Alabama-Birmingham	Birmingham, AL	WV-23 (Det)
34	Thompson, Jalen	S	5-11	190	7/18/1998	5	Washington State	Downey, CA	SD5-19
15	Tune, Clayton	QB	6-3	220	3/23/1999	R	Houston	Carrollton, TX	D5a-23
47	Turner, Ezekiel	LB	6-2	214	6/9/1996	6	Washington	Pasadena, MD	FA-18
89	Whiteheart, Blake	TE	6-4	247	3/22/2000	R	Wake Forest	Winston-Salem, NC	FA-23
21	Williams, Garrett	CB	5-10	192	6/1/2001	R	Syracuse	Harrisburg, NC	D3a-23
20	Wilson, Marco	CB	6-0	191	3/3/1999	3	Florida	Fort Lauderdale, FL	D4-21
14	Wilson, Michael	WR	6-2	213	2/23/2000	R	Stanford	Simi Valley, CA	D3b-23
10	Woods, Josh	LB	6-1	230	7/1/1996	5	Maryland	Baltimore, MD	UFA-23 (Det)
Injured Reserve (13)									
91	Collier, L.J.	DL	6-2	291	9/12/1995	5	TCU	Munday, Texas	UFA-23 (Sea)
50	Elflein, Pat	OL	6-3	305	7/6/1994	7	Ohio State	Pickerington, OH	FA-23
86	Ertz, Zach	TE	6-5	250	11/10/1990	11	Stanford	Danville, CA	TR-21 (Phi)
24	Fenton, Rashad	CB	5-11	193	2/17/1997	5	South Carolina	Miami, FL	UFA-23 (Atl)
95	Fotu, Leki	DL	6-5	334	8/23/1998	4	Utah	West Valley City, UT	D4a-20
59	Gaines II, Jon	OL	6-4	303	5/24/1999	R	UCLA	Wauwatosa, WI	D4-23
39	Hembrough, Matt	LS	6-3	236	5/17/1999	R	Oklahoma State	Lisle, IL	FA-23
32	Mack, Marlon	RB	5-11	210	3/7/1996	7	South Florida	Sarasota, Fla	FA-23
48	McMichael, Kyler	CB	6-0	202	3/22/2000	1	North Carolina	Atlanta, GA	WV-23 (Buf)
26	Price, Bobby	CB	6-3	208	4/25/1998	3	Norfolk State	Virginia Beach, VA	FA-23
94	Watkins, Carlos	DL	6-3	305	12/5/1993	7	Clemson	Forest City, NC	UFA-23 (Dal)
7	White, Kyzir	LB	6-2	234	3/24/1996	6	West Virginia	Emmaus, PA	UFA-23 (Phi)
65	Wilkinson, Elijah	OL	6-6	314	2/10/1995	7	Massachusetts	Downingtown, PA	UFA-23 (Atl)
Practice Squad (15)									
81	Arias, Daniel	WR	6-3	216	9/2/1998	R	Colorado	Mill Creek, WA	FA-23
66	Barton, Jackson	OL	6-7	302	8/8/1995	3	Utah	Park City, UT	UFA-23 (LV)
16	Chisena, Dan	WR	6-3	203	2/25/1997	3	Penn State	Downingtown, PA	FA-23
23	Clement, Corey	RB	5-10	220	11/2/1994	7	Wisconsin	Glassboro, NJ	FA-22
17	Davis, Kaden	WR	6-1	190	9/25/1998	1	Northwest Missouri State	Ellsworth, KS	FA-23
19	Driskel, Jeff	QB	6-4	235	4/23/1993	6	Louisiana Tech	Oviedo, FL	UFA-23 (Hou)
78	Hayes, Marquis	OL	6-5	318	2/14/1999	1	Oklahoma	St. Louis, MO	D7-22
29	Hooper, William	CB	5-10	180	3/21/2000	R	Northwestern State	Killeen, Texas	FA-23
79	Hoskins, Phil	DL	6-5	315	1/2/1997	3	Kentucky	Toledo, OH	FA-23
96	Jones, Naquan	DL	6-3	313	2/5/1998	3	Michigan State	Evanston, Ill.	FA-21
37	Jones Jr., Tony	RB	5-11	224	11/24/1997	3	Notre Dame	St. Petersburg, FL	WV-23 (NO)
58	Maddox-Williams, Tyreek	LB	6-0	228	10/28/1997	1	Rutgers	Philadelphia, PA	FA-23
75	Vickers, Kendal	DL	6-3	295	5/23/1995	4	Tennessee	Havelock, N.C.	FA-23
38	White, Quavian	CB	5-8	187	6/12/2000	R	Georgia State	Greer, SC	FA-23
27	Wilson, Divaad	CB	6-0	195	1/26/2000	R	Central Florida	Miami, FL	FA-23
International Player Pathway/PS Exemption (1)									
80	Seikovits, Bernhard	TE	6-5	262	7/24/1997	1	No College	Vienna, Austria	FA-21
Practice Squad/Injured Reserve (1)									
75	Howerton, Hayden	OL	6-3	300	2/11/1999	1	Southern Methodist	Katy, TX	WV-23 (NE)

CARDINALS NUMERICAL ROSTER



NO.	NAME	POS	HT	WT	DOB	EXP	COLLEGE	HOW ACQ
0	Zach Pascal	WR	6-2	215	12/18/1994	6	Old Dominion	UFA-23 (Phi)
1	Kyler Murray	QB	5-10	207	8/7/1997	5	Oklahoma	D1-19
2	Marquise Brown	WR	5-9	180	6/4/1997	5	Oklahoma	TR-22 (Bal)
3	Budda Baker	S	5-10	195	1/10/1996	7	Washington	D2-17
4	Rondale Moore	WR	5-7	181	6/9/2000	3	Purdue	D2-21
5	Matt Prater	K	5-10	201	8/10/1984	17	Central Florida	UFA-21 (Det)
6	James Conner	RB	6-1	233	5/5/1995	7	Pittsburgh	UFA-21 (Pit)
10	Josh Woods	LB	6-1	230	7/1/1996	5	Maryland	UFA-23 (Det)
12	Blake Gillikin	P	6-2	196	1/21/1998	3	Penn State	FA-23
13	Kei'Trel Clark	CB	5-10	181	3/19/2001	R	Louisville	D6a-23
14	Michael Wilson	WR	6-2	213	2/23/2000	R	Stanford	D3b-23
15	Clayton Tune	QB	6-3	220	3/23/1999	R	Houston	D5a-23
18	BJ Ojulari	LB	6-2	248	4/5/2002	R	LSU	D2-23
20	Marco Wilson	CB	6-0	191	3/3/1999	3	Florida	D4-21
21	Garrett Williams	CB	5-10	192	6/1/2001	R	Syracuse	D3a-23
22	Michael Carter	RB	5-8	201	5/7/1999	3	North Carolina	WV-23 (NYJ)
24	Starling Thomas V	CB	5-10	194	1/25/2000	R	Alabama-Birmingham	WV-23 (Det)
25	Zaven Collins	LB	6-4	260	5/19/1999	3	Tulsa	D1-21
28	Qwuantrezz Knight	S	6-0	199	10/10/1997	1	UCLA	FA-23
31	Emari Demercado	RB	5-9	215	1/20/1999	R	Texas Christian	FA-23
32	Joey Blount	S	6-1	201	11/16/1998	2	Virginia	FA-23
33	Antonio Hamilton Sr.	CB	6-0	195	1/24/1993	8	South Carolina State	FA-21
34	Jalen Thompson	S	5-11	190	7/18/1998	5	Washington State	SD5-19
36	Andre Chachere	S	6-0	197	2/10/1996	3	San Jose State	WV-23 (Phi)
43	Jesse Luketa	LB	6-3	253	1/15/1999	2	Penn State	D7b-22
44	Owen Pappoe	LB	6-0	225	9/29/2000	R	Auburn	D5b-23
45	Dennis Gardeck	LB	6-0	232	8/9/1994	6	Sioux Falls	FA-18
46	Aaron Brewer	LS	6-5	232	7/5/1990	12	San Diego State	FA-16
47	Ezekiel Turner	LB	6-2	214	6/9/1996	6	Washington	FA-18
51	Krys Barnes	LB	6-2	229	4/2/1998	4	UCLA	UFA-23 (GB)
52	Victor Dimukeje	LB	6-2	262	11/18/1999	3	Duke	D6a-21
55	Dante Stills	DL	6-4	286	12/14/1999	R	West Virginia	D6b-23
60	Keith Ismael	OL	6-3	310	7/25/1998	3	San Diego State	WV-23 (SF)
61	Carter O'Donnell	OL	6-5	305	12/23/1998	1	Alberta	WV-23 (Ind)
63	Trystan Colon	OL	6-3	313	3/23/1998	4	Missouri	WV-23 (NYJ)
68	Kelvin Beachum	OL	6-3	308	6/8/1989	12	SMU	FA-20
70	Paris Johnson Jr.	OL	6-6	313	7/3/2001	R	Ohio State	D1-23
71	Dennis Daley	OL	6-6	326	8/7/1996	5	South Carolina	UFA-23 (Ten)
72	Hjalte Froholdt	OL	6-5	310	8/20/1996	4	Arkansas	UFA-23 (Cle)
74	D.J. Humphries	OL	6-5	307	12/28/1993	8	Florida	D1-15
76	Will Hernandez	OL	6-3	332	9/2/1995	6	UTEP	UFA-22 (NYG)
82	Andre Baccellia	WR	5-10	175	1/7/1997	2	Washington	FA-21
83	Greg Dortch	WR	5-7	175	5/29/1998	3	Wake Forest	FA-21
84	Elijah Higgins	TE	6-3	235	10/27/2000	R	Stanford	WV-23 (Mia)
85	Trey McBride	TE	6-4	246	11/22/1999	2	Colorado State	D2-22
87	Geoff Swaim	TE	6-4	260	9/16/1993	9	Texas	FA-23
89	Blake Whiteheart	TE	6-4	247	3/22/2000	R	Wake Forest	FA-23
92	Kevin Strong	DL	6-4	295	8/5/1996	5	Texas-San Antonio	UFA-23 (Ten)
93	Jonathan Ledbetter	DL	6-4	282	9/12/1997	2	Georgia	FA-21
97	Cameron Thomas	LB	6-4	267	7/1/2000	2	San Diego State	D3a-22
98	Roy Lopez	DL	6-2	318	8/7/1997	3	Arizona	FA-23

COACHING STAFF

HEAD COACH: Jonathan Gannon

ASSISTANTS:

Jeff Rodgers (Asst. Head Coach/Special Teams Coordinator), Drew Petzing (Offensive Coordinator), Nick Rallis (Defensive Coordinator), Drew Terrell (Passing Game Coordinator/Wide Receivers), Klayton Adams (Offensive Line), Kenny Bell (Director, Football Strategy), Jason Benguche (Asst. Strength & Conditioning), Ronald Booker (Defensive Quality Control), Chris Cook (Asst. Offensive Line), Autry Denson (Running Backs), Everett Gathron (Asst. Strength & Conditioning), Blaine Gautier (Bill Bidwill Fellowship), Derrick LeBlanc (Defensive Line), Evan Marcus (Head Strength & Conditioning), Buddy Morris (Senior Conditioning Coordinator), Mark Naylor (Asst. Strength & Conditioning), William Peagler (Asst. Defensive Line), Jay Razzano (Coaching Asst.), Rob Rodriguez (Outside Linebackers), Kyle Sammons (Sports Science Coordinator/Asst. Strength & Conditioning), Brandon Schwab (Asst. to the Head Coach), Connor Senger (Offensive Quality Control), Sam Sewell (Asst. Special Teams), Sam Siefkes (Linebackers), Ryan Smith (Cornerbacks), Ben Steele (Tight Ends), Shea Thompson (Director, Football Performance), Patrick Toney (Defensive Backs), Spencer Whipple (Pass Game Specialist), Israel Woolfork (Quarterbacks)

2023 NFL STANDINGS AND SCHEDULE

	W	L	T	Div	Conf	Wk 1	Wk 2	Wk 3	Wk 4	Wk 5	Wk 6	Wk 7	Wk 8	Wk 9	Wk 10	Wk 11	Wk 12	Wk 13	Wk 14	Wk 15	Wk 16	Wk 17	Wk 18
NFC EAST	10	1	0	3-0	6-0	<u>at NE</u>	<u>MIN</u>	<u>at TB</u>	<u>WASH</u>	<u>at LAR</u>	<u>at NYJ</u>	<u>MIA</u>	<u>at WSH</u>	<u>DAL</u>	BYE	<u>at KC</u>	<u>BUF</u>	SF	at DAL	at SEA	NYG	ARI	at NYG
Philadelphia	8	3	0	3-1	5-3	<u>at NYG</u>	<u>NYJ</u>	<u>at ARI</u>	<u>NE</u>	<u>at SF</u>	<u>at LAC</u>	BYE	<u>LAR</u>	<u>at PHI</u>	<u>NYG</u>	<u>at CAR</u>	<u>WASH</u>	SEA	PHI	at BUF	at MIA	DET	at WSH
Dallas	4	8	0	2-2	3-4	DAL	<u>at ARI</u>	<u>at SF</u>	SEA	at MIA	at BUF	<u>WASH</u>	NYJ	at LV	at DAL	<u>at WSH</u>	<u>NE</u>	BYE	GB	at NO	at PHI	LAR	PHI
NY Giants	4	8	0	0-5	2-7	<u>ARI</u>	<u>at DEN</u>	BUF	at PHI	CHI	<u>at ATL</u>	<u>at NYG</u>	PHI	<u>at NE</u>	at SEA	NYG	<u>at DAL</u>	MIA	BYE	at LAR	at NYJ	SF	DAL
Washington	4	8	0	0-5	2-7	<u>ARI</u>	<u>at DEN</u>	BUF	at PHI	CHI	<u>at ATL</u>	<u>at NYG</u>	PHI	<u>at NE</u>	at SEA	NYG	<u>at DAL</u>	MIA	BYE	at LAR	at NYJ	SF	DAL
NFC NORTH	8	3	0	2-1	5-2	<u>at KC</u>	SEA	<u>ATL</u>	<u>at GB</u>	<u>CAR</u>	<u>at TB</u>	<u>at BAL</u>	<u>LV</u>	BYE	<u>at LAC</u>	<u>CHI</u>	GB	at NO	at CHI	DEN	at MIN	at DAL	MIN
Detroit	6	6	0	2-1	6-3	TB	at PHI	LAC	<u>at CAR</u>	KC	<u>at CHI</u>	<u>SF</u>	<u>at GB</u>	<u>at ATL</u>	<u>NO</u>	at DEN	CHI	BYE	at LV	at CIN	DET	GB	at DET
Minnesota	5	6	0	2-2	4-3	<u>at CHI</u>	at ATL	NO	DET	at LV	BYE	at DEN	MIN	<u>LAR</u>	at PIT	LAC	<u>at DET</u>	KC	at NYG	TB	at CAR	at MIN	CHI
Green Bay	4	8	0	1-3	3-5	GB	at TB	at KC	DEN	<u>at WSH</u>	MIN	<u>LV</u>	at LAC	at NO	CAR	at DET	<u>at MIN</u>	BYE	DET	at CLE	ARI	ATL	at GB
Chicago	4	8	0	1-3	3-5	GB	at TB	at KC	DEN	<u>at WSH</u>	MIN	<u>LV</u>	at LAC	at NO	CAR	at DET	<u>at MIN</u>	BYE	DET	at CLE	ARI	ATL	at GB
NFC SOUTH	5	6	0	3-0	4-4	<u>CAR</u>	<u>GB</u>	<u>at DET</u>	<u>at JAX</u>	<u>HOU</u>	<u>WASH</u>	<u>at TB</u>	<u>at TEN</u>	<u>MIN</u>	<u>at ARI</u>	BYE	<u>NO</u>	at NYJ	TB	at CAR	IND	at CHI	at NO
Atlanta	5	6	0	1-2	2-4	<u>TEN</u>	<u>at CAR</u>	PHI	at NO	BYE	DET	ATL	at BUF	<u>CHI</u>	at MIN	BYE	at ATL	DET	CAR	NYG	at LAR	at TB	ATL
New Orleans	4	7	0	1-1	3-4	<u>at MIN</u>	<u>CHI</u>	PHI	at NO	BYE	DET	ATL	at BUF	<u>CHI</u>	at MIN	BYE	at ATL	DET	CAR	NYG	at LAR	at TB	ATL
Tampa Bay	1	10	0	0-2	0-7	at ATL	NO	at SEA	MIN	at DET	at MIA	BYE	HOU	IND	at CHI	DAL	at TEN	at TB	at NO	ATL	GB	at JAX	TB
Carolina	1	10	0	0-2	0-7	at ATL	NO	at SEA	MIN	at DET	at MIA	BYE	HOU	IND	at CHI	DAL	at TEN	at TB	at NO	ATL	GB	at JAX	TB
AFC WEST	8	3	0	3-0	6-1	<u>at PIT</u>	<u>at LAR</u>	<u>NYG</u>	<u>ARI</u>	<u>DAL</u>	at CLE	at MIN	CIN	BYE	<u>at JAX</u>	<u>TB</u>	<u>at SEA</u>	at PHI	SEA	at ARI	BAL	at WSH	LAR
San Francisco	6	5	0	1-3	5-3	LAR	<u>at DET</u>	<u>CAR</u>	<u>at NYG</u>	BYE	at CIN	ARI	PIT	at DAL	<u>WASH</u>	SEA	<u>at ARI</u>	CLE	at SF	PHI	at TEN	PIT	at AR
Seattle	5	6	0	4-1	4-4	<u>at SEA</u>	SF	at CIN	at IND	PHI	ARI	PIT	at DAL	at GB	BYE	SEA	<u>at ARI</u>	CLE	at BAL	WSH	NO	at NYG	at SF
LA Rams	2	10	0	0-4	2-6	at WSH	NYG	DAL	at SF	CIN	at LAR	at SEA	BAL	at CLE	<u>ATL</u>	at HOU	LAR	at PIT	BYE	SF	at CHI	at PHI	SEA
AFC EAST	8	3	0	3-1	6-2	<u>at LAC</u>	<u>at NE</u>	<u>DEN</u>	<u>at BUF</u>	<u>NYG</u>	<u>CAR</u>	at PHI	<u>NE</u>	at KC	BYE	<u>LV</u>	<u>at NYJ</u>	at WSH	TEN	NYJ	DAL	at BAL	BUF
Miami	6	6	0	2-2	3-5	at NYJ	<u>LV</u>	<u>at WSH</u>	<u>MIA</u>	JAX	<u>NYG</u>	at NE	<u>TB</u>	at CIN	DEN	<u>NYJ</u>	at PHI	BYE	at KC	DAL	at LAC	NE	at MIA
Buffalo	4	7	0	1-3	2-6	BUF	at DAL	NE	KC	at DEN	PHI	BYE	at NYG	LAC	at LV	at BUF	MIA	ATL	HOU	at MIA	WSH	at CLE	at NE
NY Jets	2	9	0	2-2	2-4	PHI	MIA	at NYJ	at DAL	NO	at LV	BUF	at MIA	at WSH	IND	BYE	at NYG	LAC	at PIT	KC	at DEN	at BUF	NYJ
New England	2	9	0	2-2	2-4	PHI	MIA	at NYJ	at DAL	NO	at LV	BUF	at MIA	at WSH	IND	BYE	at NYG	LAC	at PIT	KC	at DEN	at BUF	NYJ
AFC NORTH	9	3	0	3-2	6-3	<u>HOU</u>	<u>at CIN</u>	IND	<u>at CLE</u>	<u>at PIT</u>	<u>at TEN</u>	<u>DET</u>	<u>at ARI</u>	<u>SEA</u>	CLE	<u>CIN</u>	<u>at LAC</u>	BYE	LAR	at JAX	at SF	MIA	PIT
Baltimore	7	4	0	3-1	5-3	SF	<u>CLE</u>	<u>at LV</u>	at HOU	BAL	BYE	<u>at LAR</u>	JAX	<u>TEN</u>	<u>GB</u>	at CLE	<u>at CIN</u>	ARI	NE	at IND	CIN	at SEA	at BAL
Pittsburgh	7	4	0	3-2	-3	CIN	at PIT	TEN	BAL	BYE	SF	<u>at IND</u>	at SEA	ARI	<u>at BAL</u>	<u>PIT</u>	<u>at DEN</u>	at LAR	JAX	CHI	at HOU	NYJ	at CIN
Cleveland	5	6	0	0-4	1-6	at CLE	BAL	LAR	at TEN	at ARI	SEA	BYE	at SF	BUF	HOU	at BAL	PIT	at JAX	IND	MIN	at PIT	at KC	CLE
Cincinnati	5	6	0	0-4	1-6	at CLE	BAL	LAR	at TEN	at ARI	SEA	BYE	at SF	BUF	HOU	at BAL	PIT	at JAX	IND	MIN	at PIT	at KC	CLE
AFC SOUTH	8	3	0	4-1	6-2	<u>at IND</u>	KC	HOU	<u>ATL</u>	<u>at BUF</u>	<u>IND</u>	<u>at NO</u>	<u>at PIT</u>	<u>WASH</u>	SF	<u>TEN</u>	<u>at HOU</u>	CIN	at CLE	BAL	at TB	CAR	at TEN
Jacksonville	6	5	0	2-2	4-3	JAX	<u>at HOU</u>	LAR	LAR	TEN	at JAX	CLE	NO	at CAR	at NE	BYE	<u>TB</u>	at TEN	at CIN	PIT	at ATL	LV	HOU
Indianapolis	6	5	0	1-2	3-3	at BAL	IND	<u>at JAX</u>	<u>PIT</u>	at ATL	<u>NO</u>	BYE	at CAR	<u>TB</u>	<u>at CIN</u>	<u>ARI</u>	JAX	DEN	at NYJ	at TEN	CLE	TEN	at IND
Houston	4	7	0	0-2	2-5	at NO	LAC	at CLE	CIN	at IND	BAL	BYE	ATL	at PIT	at TB	at JAX	CAR	IND	at MIA	HOU	SEA	at HOU	JAX
Tennessee	4	7	0	0-2	2-5	at NO	LAC	at CLE	CIN	at IND	BAL	BYE	ATL	at PIT	at TB	at JAX	CAR	IND	at MIA	HOU	SEA	at HOU	JAX
AFC WEST	8	3	0	3-1	6-1	<u>DET</u>	<u>at JAX</u>	<u>CHI</u>	<u>at NYJ</u>	<u>at MIN</u>	<u>DEN</u>	<u>LAC</u>	<u>at DEN</u>	<u>MIA</u>	BYE	<u>PHI</u>	<u>at LV</u>	at GB	BUF	at NE	LV	CIN	at LAC
Kansas City	6	5	0	1-2	3-4	LV	WSH	at MIA	<u>at CHI</u>	NYJ	at KC	<u>GB</u>	KC	BYE	<u>at BUF</u>	<u>MIN</u>	<u>CLE</u>	at HOU	at LAC	at DET	NE	LAC	at LV
Denver	5	7	0	1-2	3-5	at DEN	<u>at BUF</u>	<u>PIT</u>	at LAC	<u>GB</u>	NE	at CHI	at DET	<u>NYJ</u>	<u>at MIA</u>	<u>at NYJ</u>	KC	BYE	MIN	LAC	at KC	at IND	DEN
Las Vegas	4	7	0	1-1	2-4	MIA	at TEN	<u>at MIN</u>	LV	BYE	DAL	at KC	<u>CHI</u>	<u>at NYJ</u>	DET	at GB	BAL	at NE	DEN	at LV	BUF	at DEN	KC

Bolded and Underlined Opponent - win *Italics* - Tie *Clinched Playoff Berth **Clinched Division Title ***Clinched First-Round Bye