



# ARIZONA CARDINALS

## GAME RELEASE - WEEK 5 #CINvsAZ

Mark Dalton - Sr. Vice President, Media Relations | Chris Melvin - Sr. Director, Media Relations | Mike Helm - Sr. Manager, Media Relations  
Imani Suber - Media Relations Coordinator | Clint Cohen - Coordinator, Corporate & Football Communications | Jocelyn Jones - Media Relations Seasonal Assistant



# CINCINNATI BENGALS (1-3) VS. ARIZONA CARDINALS (1-3)

State Farm Stadium | October 8, 2023 | 1:05 PM



### THIS WEEK'S PREVIEW

After opening the season with four straight games vs. NFC opponents, the Cardinals begin play against the AFC North this week when they host the Cincinnati Bengals at State Farm Stadium.

Sunday's game marks the 13<sup>th</sup> all-time meeting between the two teams in a series that dates back to 1973. Although the series is tied at six wins apiece, the Cardinals have had the upper hand of late. Arizona enters the contest having won two in a row and four of its last five games vs. Cincinnati.

The Cardinals have been unbeatable on their own field in the series, holding a 4-0 home record against the Bengals. That includes a 34-31 win in Week 11 of the 2015 season on Sunday Night Football in Cincinnati's only regular season visit to State Farm Stadium to date.



Instead of marking the first-ever matchup between former Heisman Trophy winners and #1 overall picks QBs **Kyler Murray** and Joe Burrow, Sunday's game will see Arizona QB **Joshua Dobbs** squaring off against the Bengals Pro Bowl signal-caller. Dobbs has been outstanding in his four starts this season, including a career performance in leading Arizona over the Dallas Cowboys in the Cardinals last game at State Farm Stadium.

A former Pittsburgh Steeler, Dobbs joins Cardinals RB **James Conner** (Pittsburgh) and WR **Marquise Brown** (Baltimore) in facing an old AFC North rival. Both Conner and Brown had significant success against Cincinnati during their days in the AFC North. Brown has 322 receiving yards and five TD catches in five career games vs. the Bengals while playing for the Ravens. Conner made four starts vs. Cincinnati while in Pittsburgh, putting up 381 total yards (238 rushing, 143 receiving) and three TDs (2 rushing, 1 receiving) in those contests.

Sunday's game will also be a memorable one for rookie first round draft pick RT **Paris Johnson Jr.**, who will be facing his hometown team for the first time. A Cincinnati native, Johnson was a two-time USA Today All-American who left Princeton High School as senior in 2019 rated the nation's #1 tackle and #7 overall prospect.

Following Sunday's game, Arizona returns to the road - and to NFC West play - as they travel to face the Rams (Week 6) and Seahawks (Week 7). The Bengals will return home to take on the Seahawks next week before a bye in Week 7.

### GAME RELEASE INDEX

Page	Contents
2	Cardinals-Bengals Connections & Game Info
3	Arizona Hosts <i>Crucial Catch</i> Game
4	By The Numbers / What To Look For In Week 5 / NFL Schedule
5-8	Highlights From Weeks 1-4
9	GM <b>Monti Ossenfort</b> / Roster Facts & Figures / Team Captains
10	<b>Jonathan Gannon</b> Era Begins / Coordinator Highlights
11	Assistant Coaching Staff
12	Cardinals 2023 NFL Draft Picks
13	New Uniforms in 2023
14	<b>Michael Bidwill</b> / State Farm Stadium
15	<b>Zach Ertz</b> Highlights
16	<b>James Conner</b> Highlights
17	<b>Marquise Brown</b> / <b>Greg Dortch</b> / <b>Rondale Moore</b>
18	Special Teams Highlights / <b>Matt Prater</b>
19-53	2023 Statistics / Rosters / Depth Chart / 2023 NFL Standings

### ARIZONA CARDINALS - 2023 SCHEDULE

Date	Opponent	Regular Season Location	AZ Time
Sep. 10	@ Washington	FedEx Field	L, 16-20
Sep. 17	N.Y. GIANTS	State Farm Stadium	L, 28-31
Sep. 24	DALLAS	State Farm Stadium	W, 28-16
Oct. 1	@ San Francisco	Levi's Stadium	L, 16-35
Oct. 8	CINCINNATI	State Farm Stadium	1:05 PM
Oct. 15	@ L.A. Rams	SoFi Stadium	1:25 PM
Oct. 22	@ Seattle*	Lumen Field	1:05 PM
Oct. 29	BALTIMORE*	State Farm Stadium	1:25 PM
Nov. 5	@ Cleveland*	Cleveland Browns Stadium	11:00 AM
Nov. 12	ATLANTA*	State Farm Stadium	2:05 PM
Nov. 19	@ Houston*	NRG Stadium	11:00 AM
Nov. 26	L.A. RAMS*	State Farm Stadium	2:05 PM
Dec. 3	@ Pittsburgh*	Acrisure Stadium	11:00 AM
	-BYE-		
Dec. 17	SAN FRANCISCO*	State Farm Stadium	2:05 PM
Dec. 24	@ Chicago*	Soldier Field	2:25 PM
Dec. 31	@ Philadelphia*	Lincoln Financial Field	11:00 AM
TBD	SEATTLE*	State Farm Stadium	TBD

\* Subject to flexible scheduling decisions

### THE HIGHLIGHTS

- This week, the Cardinals take on the Cincinnati Bengals for the first time since 2019. Cincinnati will make just its second-ever regular season visit to State Farm Stadium and their third regular season visit to Arizona in the last 29 years (2003, 2015).
- In the last three games, **QB Joshua Dobbs completed 66-of-97 pass attempts (71.0%) for 682 yards, 4 TDs, 0 INTs and a 106.1 passer rating. He also added 144 rushing yards and a TD on 21 carries.**
- **Dobbs' 123 consecutive pass attempts without an INT in 2023 are the most in franchise history to start a season.**
- In the last two games, **rookie WR Michael Wilson has been targeted nine times. He had nine receptions for 162 yards and two TDs on those nine targets.**
- In each of the last two games, Arizona faced one of the NFL's top-3 defenses entering the contest: Dallas (#1) and San Francisco (#3). The Cardinals offense put up a combined 44 points, 5 TDs (3 passing, 2 rushing), 9 scoring drives, 43 first downs, 762 yards and 327 rushing yards while averaging 6.4 yards per play in those contests.
- Arizona has gone without a turnover in each of the last three games. In Week 3 the Cardinals snapped the Cowboys streak of eight consecutive games with at least one takeaway. **Last week, Arizona snapped the 49ers streak of 12 consecutive games with at least one takeaway, which was the longest active streak in the NFL.**
- **LB Dennis Gardeck's sack of 49ers QB Brock Purdy last week gives him 12.0 sacks in his career. That is tied for the most in franchise history among players who entered the NFL undrafted (LB Ronald McKinnon). Gardeck is tied for sixth in the NFL with 4.0 sacks this season.**

### BROADCAST INFORMATION



Television: FOX / Play-By-Play: Kevin Kugler Analyst: Mark Sanchez Sideline: Laura Okmin  
Cardinals Radio: Arizona Sports 98.7 FM / Play-By-Play: Dave Pasch Analyst: Ron Wolfley Sideline: Paul Calvisi  
Cardinals Spanish Radio: La Indiscreta 106.7 FM / Play-By-Play: Luis Hernandez Analyst: Jose Romero



## CARDINALS-BENGALS CONNECTIONS

### OHIO/CINCINNATI CONNECTIONS

Cardinals Head Coach **Jonathan Gannon** is an Ohio (Cleveland) native. He attended Saint Ignatius High School where he was an All-State DB and a standout in basketball and track & field. Gannon was inducted into the Saint Ignatius Sports Hall of Fame in 2011. As a senior in 2001, he helped lead the basketball team to the school's first state championship and their first track & field state championship.

Cardinals LB **Myjai Sanders** attended the University of Cincinnati from 2018-21 and his year run with the Bearcats was the most successful four-year span in school history as the team posted a 44-7 record. He was also a part of the school's largest draft class in school history as one of nine Bearcats selected in the 2022 NFL Draft.

Cardinals Video Director **Jeff Wallo** is a native of Youngstown, OH.

### BENGALS CONNECTIONS

Cardinals Director of Football Performance **Shea Thomson** spent three seasons (2016-18) with the Bengals as a sports science specialist.

### CARDINALS CONNECTIONS

Bengals LBs coach **James Bettcher** spent five seasons (2013-17) with the Cardinals. He served as the OLBs coach in his first two seasons and spent his final three years as defensive coordinator.

Bengals Defensive Quality Control coach **Louie Cioffi** served as the Cardinals DBs coach for two seasons (2011-12).

Bengals WRs coach **Troy Walters** played for the Cardinals in 2006, appearing in 15 games and totaling 23 receptions for 209 yards and two TDs. Walters owns the distinction of scoring the first-ever regular season TD for the Cardinals at State Farm Stadium. In Week 1 of the 2006 regular season vs. San Francisco, he caught a two-yard pass from Kurt Warner in the first quarter.

Bengals Asst. Strength and Conditioning coach **Garrett Swanson** played the preseason with the Cardinals in 2016 after signing with the team as an undrafted free agent.

Bengals OL **Cody Ford** spent the 2022 season with the Cardinals and appeared in 11 games with three starts at left guard.

Bengals CB **Jalen Davis** played two seasons (2019-20) with the Cardinals.

### ARIZONA CONNECTIONS

Bengals practice squad WR **Kwamie Lassiter II**, the son of late Cardinals DB **Kwamie Lassiter**, is a native of Chandler, AZ and attended Hamilton High School where he starred on the football team while also competing in the Arizona state championships in long jump and triple jump. The elder Lassiter was signed by the Cardinals as a rookie free agent in 1995 and went on to play eight seasons (1995-2002) with Arizona and tallied 541 tackles, 24 INTs, 33 passes defended, five forced fumbles and four fumble recoveries.

Bengals O-Line/Run Game Coordinator **Frank Pollack** attended Northern Arizona University and is a member of the school's Athletic Hall of Fame. He played guard and tackle for the Lumberjacks from 1985-89. After eight seasons playing in the NFL, he returned to NAU to begin his coaching career, starting as O-Line/TEs coach in 2005 and then O-Line coach in 2006.

Bengals Asst. OL Coach **Derek Frazier** served as an O-Line coach at Northern Arizona University in 2005.

### PRO/COLLEGE CONNECTIONS

Bengals Asst. LBs coach **Jordan Kovacs** and Cardinals Passing Game Coordinator **Drew Terrell** coached together for a season in 2015 at Michigan.

Cardinals Offensive Coordinator **Drew Petzing** and Bengals Defensive Quality Control coach **Louie Cioffi** coached on the Browns staff in 2013.

Cardinals WR **Rondale Moore** and Bengals LB **Markus Bailey** were teammates at Purdue from 2018-19.

Bengals CB **Mike Hilton** was teammates with Cardinals QB **Joshua Dobbs** and RB **James Conner** with the Pittsburgh Steelers from 2017-20.

Cardinals WR **Marquise Brown** and QB **Kyler Murray** played with Bengals OL **Cody Ford** (2015-18) and OL **Orlando Brown Jr.** (2015-17) at Oklahoma.

Cardinals S **K'Von Wallace** (2016-19) played with Bengals WR **Tee Higgins** (2017-19) and OL **Jackson Carman** (2018-20) at Clemson. The trio won a national championship together in 2018.

Cardinals WR **Michael Wilson** and Bengals WR **Trenton Irwin** were teammates in 2018 at Stanford.

Cardinals LB **Ezekiel Turner** (2015-17) and Bengals TE **Drew Sample** (2014-18) played three seasons together at Washington.

Cardinals DL **Roy Lopez** and Bengals OL **Max Scharping** played together with the Texans in 2021.

Cardinals DL **Jonathan Ledbetter** (2015-18) and Bengals OL **Trey Hill** (2018-20) were teammates at Georgia in 2018.

Cardinals CB **Antonio Hamilton Sr.** was coached by Bengals Defensive Coordinator **Lou Anarumo** for a season in 2018 and LBs coach **James Bettcher** for two seasons in 2018-19 with the Giants when Bettcher served as the defensive coordinator and Anarumo was the DBs coach.

Cardinals LS **Aaron Brewer** and Bengals TEs coach **James Casey** played together in Denver in 2015.

## 2023 SEASON STATISTICS

Statistic	AZ	Rank	CIN	Rank
Points Scored/Game	22.0	18	12.3	31
Points Allowed/Game	25.5	t-25	23.5	18
TDs Scored	9	t-16	4	32
TDs Allowed	12	t-24	9	t-13
Rushing TDs	4	t-12	1	t-24
Passing TDs	4	t-18	2	t-30
Return TDs	1	t-5	1	t-5
Rushing TDs Allowed	7	t-29	3	t-15
Passing TDs Allowed	5	t-14	6	t-21
Return TDs Allowed	0	t-1	0	t-1
Sacked/Yards Lost	6/37	t-5	8/64	t-9
Fumbles/Lost	4/2	t-13	2/1	t-6
Field Goals Made	9/10	t-6	7/9	t-15
Total Yards/Game	337.8	12	236.0	32
Opp. Total Yards/Game	374.5	t-26	364.3	24
Rushing Yards/Game	143.5	6	70.0	31
Opp. Rushing Yards/Game	132.0	24	157.0	31
Passing Yards/Game	194.3	22	166.0	29
Opp. Passing Yards/Game	242.5	24	207.3	14
Turnover Ratio	+3	t-9	+2	t-12
Average Time of Possession	28:52	21	28:05	24

## PARIS FACES HOMETOWN TEAM IN WEEK 5

Cardinals rookie RT **Paris Johnson Jr.** will face his hometown team when Arizona hosts the Bengals at State Farm Stadium on Sunday.

A Cincinnati native, Johnson spent three seasons (2016-18) at St. Xavier High School before attending Princeton High School as a senior in 2019. A consensus five-star prospect, **Johnson was the nation's No. 1 ranked tackle and No. 7 overall prospect following his senior year.**

Below are some of Johnson's accolades coming out of Princeton High School.

- Anthony Munoz Lineman of the Year
- All-American Bowl Man of the Year
- The top-ranked player in the state of Ohio
- Twice named a MaxPreps High School All-American
- Two-time USA Today All-American
- Two-time OHSAA first-team All-Ohio selection
- Played in the 2020 All-American Bowl
- Ambassador invite to Polynesian Bowl
- Princeton Offensive MVP in 2019



### PROVIDING A HELPING HAND IN HIS HOMETOWN

During his sophomore year of high school in 2017, Johnson, along with his mother, **Monica**, started an award winning foundation - **The Paris Johnson Jr. Foundation** - with a goal of empowering and serving disabled veterans and disadvantaged student athletes with dignity and respect.

**His foundation was selected as the recipient of the 2022 Armed Forces Merit Award presented by the Football Writers Association of America for the assistance it has provided to veterans. Johnson has helped raise money for the Cincinnati VA Hospital and also spent time touring and visiting with vets.**

Among the foundation's other initiatives under taken in his hometown:

- Annual Holiday Toy Drive
- Feed the Need "Town Hall"
- Thanksgiving Meals
- Winter Coat Drive

This past June, Johnson teamed with Wilson and the NFL to donate footballs, bags and apparel to two Cincinnati area high schools, including his alma mater Princeton High School.

## BROWN & CONNER REVISIT OLD RIVALRY

On Sunday, two of Arizona's top offensive weapons - RB **James Conner** and WR **Marquise Brown** - will square off against their former AFC North rivals for the first time as members of the Cardinals.

Conner's rivalry vs. the Bengals dates back to his four seasons (2017-20) with the Pittsburgh Steelers. **Beginning in 2018 when he was made a starter, Conner made four starts vs. the Bengals and rushed for 238 yards and two TDs on 56 carries (4.5 avg.) while adding 17 catches for 143 yards and a TD.**



Brown's history vs. Cincinnati dates back to his three seasons (2019-21) with the Baltimore Ravens. **During that stretch, Brown faced the Bengals five times, totaling 25 receptions for 322 yards and five TDs.**



Cards QB **Joshua Dobbs**, who spent parts of four seasons in Pittsburgh, will face the Bengals for the first time on Sunday.

**CRUCIAL CATCH: INTERCEPT CANCER**

For the 15<sup>th</sup> consecutive season, the National Football League (NFL) and the American Cancer Society (ACS) are working together to support the fight against cancer through "Crucial Catch: Intercept Cancer."



The initiative, which kicked off in Week 4 and continues through Week 6, addresses early detection and risk reduction efforts across multiple types of cancers.

Since its inception, *Crucial Catch* has placed an emphasis on getting screened and catching cancer early when it may be easier to treat. Through funding provided by the NFL as part of the Crucial Catch initiative, fans and members of the NFL Family will be able to easily find their nearest cancer screening center and additional screening resources at [NFL.com/CrucialCatch](http://NFL.com/CrucialCatch). The site also provides resources for fans to determine the type of cancer screening they need, a cancer hotline and a 24-hour chat for anyone who needs their screening questions answered.

**The NFL has funded the American Cancer Society's Community Health Advocates Implementation Nationwide Grants for Empowerment and Equity (CHANGE) grants since 2012, which have contributed to more than 650,000 screenings in under-resourced communities and reached more than 1.3 million individuals through education, screening reminders and patient navigation.** Some of the services provided include funding for mobile mammograms, expanding screening services to the uninsured and operations outside of normal business hours, plus giving rides to those experiencing transportation barriers.

**CARDS HOST BENGALS IN CRUCIAL CATCH GAME**

All 32 NFL teams are dedicating one home game during the month of October as their official *Crucial Catch* game. The Cardinals will host their *Crucial Catch* game presented by Cigna Healthcare this week when the team faces the Bengals.

NFL-issued *Crucial Catch* gameday apparel will feature a multi-colored logo representing all cancers. New Era and Nike have created newly designed *Crucial Catch* gear, highlighting the NFL's commitment to drawing awareness to and supporting multiple cancer prevention efforts. Fans can purchase NFL-licensed *Crucial Catch* apparel on [NFLShop.com](http://NFLShop.com).

At halftime of Sunday's game, 100 cancer survivors, "thrivers" and "previvors" will be honored and perform in the halftime show with Arizona Cardinals cheerleaders.

**CRUCIAL CATCH COMMUNITY EVENTS**

On Saturday (9/29), the Cardinals hosted a *Crucial Catch* Wellness Day at House of Refuge, a transitional housing program that primarily supports single moms escaping domestic violence and/or homelessness.



The *Crucial Catch* Wellness Day centered around women's health and the early detection of cancer. Medical professionals from Cigna Healthcare and Evernorth Care Group offered free walk-up appointments for biometric health screenings to check blood pressure, blood cholesterol, blood sugar and body mass index. SimonMed Imaging's Mobile On-site Mammography (MOM) trailer was also available for exams at no cost. The event also featured a variety of activities, food, games and giveaways.

Cardinals LS **Matt Hembrough**, team mascot Big Red and Cardinals Cheerleaders joined the residents and families of House of Refuge for an afternoon of raising awareness and fun.

On Tuesday evening (10/3), the Cardinals will host a group of cancer survivors from the American Cancer Society and Cigna Healthcare for an exclusive Paint n' Sip night at Mini Social in Scottsdale in celebration of the NFL's *Crucial Catch* initiative.



Cardinals WR **Marquise Brown**, S **Andre Chachere**, RB **Emari Demercado**, DL **Leki Fotu**, LB **Owen Pappoe**, team staff and invited guests from the American Cancer Society and Cigna Healthcare will be in attendance to paint, sip wine and celebrate with cancer survivors and caregivers throughout the night.

To learn more about the Arizona Cardinals latest involvement in the community visit [www.azcardinals.com/community](http://www.azcardinals.com/community) or follow along on Instagram at [@azcardinalsinthecommunity](https://www.instagram.com/azcardinalsinthecommunity).

**CONNER IS CLOSE TO THE CAUSE**

Pro Bowl RB **James Conner** is in his third season with the Cardinals in 2023 following a four-year run with the Pittsburgh Steelers.



Years before his NFL career began, Conner's life - and football future - received a major scare when he was diagnosed with Hodgkin's Lymphoma in 2015.

Conner was coming off a remarkable sophomore season at the University of Pittsburgh where he earned first-team All-American, first-team All-ACC and ACC Player of the Year honors after rushing for 1,765 yards and 26 TDs on 298 carries. His 26 TDs set an ACC single-season record.

However, just eight carries into his junior season Conner tore his MCL in the season-opener.

While rehabbing Conner began experiencing excessive fatigue and couldn't sleep, leading doctors to perform a chest x-ray that revealed the tumors around his heart. "The doctor told me I had about a week left," Conner said. "He said, 'You got about a week.' If you didn't get this treated, you had about a week at the rate it was growing."

While still rehabbing his knee, Conner endured 12 rounds of chemotherapy and on May 23, 2016 he announced that he was cancer free. He returned to Pitt for his senior season and was drafted by the Steelers in the third round of the 2017 NFL draft.

The doctor who treated Conner, Dr. Stanley Marks, started the Stanley M. Marks Blood Cancer Research Fund and at his annual fundraiser gives out the "James Conner Courage Award." Conner was on hand at the event in 2022 to present the award to Carrie Richards, one of the nurses who helped in his treatment and later went through the same diagnosis.

Today, Conner uses his platform to promote cancer awareness. He is a frequent visitor of Phoenix Children's Hospital as he knows what it's like to be in those kids shoes. As he told a patient in 2022, they have matching scars.

Conner and his teammates recently attended an Eastmark (Mesa, AZ) High School football game to support Eastmark senior Kevin Winegar. Just weeks after winning the Arizona 3A State Championship last fall, Winegar was diagnosed with Acute Lymphoblastic Leukemia. To raise awareness and funds, the school hosted a "Winegar Strong" night at the team's home opener. Conner was happy to show his support and offer some words of encouragement to Kevin.



**MURRAY'S SPECIAL BOND WITH CANCER PATIENT**

Cardinals QB **Kyler Murray** has used his special bond with a young fan to help encourage the boy during his treatment for cancer.



When Hector Nahle Jr., a fellow quarterback and native of Monterrey, Mexico, was going in to surgery to remove 10 centimeters of his right fibula as a treatment for Osteosarcoma, a type of bone cancer, doctors encouraged him to bring something from home that could inspire and comfort him. Hector brought his Kyler Murray jersey.

The two were connected over social media when Hector's mother posted a video of Hector in his hospital bed in his red Murray jersey asking for Kyler's support. "Hi, Kyler. I'm about to enter my surgery, and I hope we can meet one day because you'll be my inspiration to recover and I'm your No. 1 fan," Hector said.

When Hector woke up, he was thrilled to see a message from Murray, "you're a warrior, bro. You inspire me as much just as I inspire you, man. You inspire all of us. I can't wait to meet you."

The two indeed did meet. When the Cardinals faced the 49ers in Mexico City during Week 11 of last season, Murray surprised the young fan by flying him and his family to Mexico City and giving them tickets to the game. The visit was capped off by a visit with Murray on the field making it a day that Hector will always remember. Hector, now cancer-free, is back playing quarterback and aspiring to be like his idol.

## BY THE NUMBERS

**213**

False start penalties for Cardinals opponents at State Farm Stadium dating back to 2006. That is the most for any home team in the NFL during that span. In two home games so far this season, Cardinals opponents have been flagged for five false start penalties.

**4-0**

Cardinals all-time record in home games vs. the Bengals. On Sunday, Cincinnati will make just its second regular season visit to Arizona in the last 20 years.

**4**

Wins for the Cardinals in their last five games vs. the Bengals. Arizona enters Sunday's game having won two in a row vs. Cincinnati.

**5**

TD receptions for WR Marquise Brown in five career games vs. the Bengals. Brown spent his first three NFL seasons (2019-21) with the Baltimore Ravens.

**702**

Career receptions for TE Zach Ertz, who surpassed 700 career catches last week while playing in his 148th career game. Only two TEs in NFL history - Travis Kelce (126) and Jason Witten (145) reached the milestone in fewer games.

**574**

Rushing yards for the Cardinals in 2023. Arizona ranks sixth in the NFL in rushing this season.

**5.27**

Rushing average for Arizona in 2023 (574 yards on 109 carries). Only the Dolphins (6.31) have a better rushing average than the Cardinals this season.

**8**

Runs of 20+ yards for the Cardinals in 2023. That is the most in the NFL this season and just one shy of their total from all of 2022 (9).

**0**

Turnovers for the Cardinals in the last three games. Last week, Arizona snapped the 49ers streak of 12 consecutive games with at least one take-away, which was the longest active streak in the NFL.

**1984**

Prior to 2023, the only other year in team history the Cardinals went without an INT thrown through the first four games of a season.

**+3**

Cardinals turnover differential in 2023 (5 takeaways, 2 turnovers). That is tied for ninth in the NFL.

**106.1**

Passer rating for QB Joshua Dobbs in the last three games. In that stretch, he completed 66-of-97 pass attempts (71.0%) for 682 yards, 4 TDs and 0 INTs. He also added 144 rushing yards and a TD on 21 carries.

**130**

Consecutive pass attempts without an INT for Dobbs dating back to last season. Only C.J. Stroud (151) and Brock Purdy (148) have longer active streaks.

**141**

Rushing yards for Dobbs this season. Among NFL QBs only Lamar Jackson (220), Daniel Jones (173) and Patrick Mahomes (154) have more rushing yards.

**9**

Targets for rookie WR Michael Wilson in the last two games. He had nine receptions for 162 yards and two TDs on those nine targets.

**16.9**

Receiving average for Wilson in 2023. Among all NFL players with 10+ receptions, only five have a higher receiving average than Wilson.

**12.0**

Career sacks for LB Dennis Gardeck. With his sack of 49ers QB Brock Purdy last week, Gardeck tied the franchise record for sacks by a player who entered the NFL undrafted.

**4.0**

Sacks for Gardeck in 2023. Only Khalil Mack (6.0), T.J. Watt (6.0), Josh Allen (6.0), Myles Garrett (5.5) and Danielle Hunter (5.0) have more sacks this season.

**318**

Rushing yards for RB James Conner in 2023. He has 318 yards and two TDs on 62 carries (5.13 avg.). Conner ranks third in the NFL in rushing this season behind only SF RB Christian McCaffrey (459) and PHI RB D'Andre Swift (364).

**6**

Sacks allowed by the Cardinals offensive line on 123 pass attempts this season. Only four teams have allowed fewer sacks in 2023.

**37**

Tackles for LB Kyzir White in 2023, a team-high. In his first four games as a member of the Cardinals, White accumulated 37 tackles, an INT, a sack, three tackles for loss, a pass defended and a QB hit. White is the only player in the NFL this season with 35+ tackles, a sack and an INT.

## WHAT TO LOOK FOR IN WEEK 5

### WITH A WIN THIS WEEK...

- The Cardinals would extend its winning streak vs. the Bengals to three straight. Arizona would also improve to 5-1 in its last six games vs. Cincinnati.
- Arizona would improve to 5-0 all-time at home vs. Cincinnati.
- The Cardinals would improve to 2-1 at home in 2023.

### MILESTONES WITHIN REACH

#### TE Zach Ertz

- With a reception, Ertz would have at least one catch in 121 consecutive games. That would extend the fourth-longest active streak in the NFL.

#### RB James Conner

- With a rushing TD, Conner (25) would tie Pat Harder for 9<sup>th</sup> place on the franchise all-time list for career rushing TDs.
- With a TD (of any kind), Conner would have 16 TDs in 17 games played at State Farm Stadium since joining the Cardinals in 2021.

#### WR Marquise Brown

- With a TD reception, Brown would have six TD receptions in six career games vs. the Bengals.

#### LB Dennis Gardeck

- With a sack, Gardeck would establish a franchise record for sacks by a player who entered the league as a rookie free agent. He is currently tied with LB Ronald McKinnon (12.0) for the franchise mark.
- With 2.0 sacks, Gardeck would join Curtis Greer (6.5 in 1983) and Markus Golden (6.0 in 2016) as the only players in franchise history with 6.0+ sacks through the first five games of a season.

#### WR Michael Wilson

- With two TD receptions, Wilson would join Larry Fitzgerald (2 in 2004) and Anquan Boldin (2 in 2003) as the only rookies in franchise history to have multiple games with 2+ TD catches in a season.

#### K Matt Prater

- With 6 points, Prater would pass Nick Lowery (1,711) for 18<sup>th</sup> place on the NFL's all-time scoring list.

#### QB Joshua Dobbs

- No Cardinals QB since at least 1970 has started the first five games of a season without throwing an INT.

## NFL WEEK 5 SCHEDULE

*Teams on Bye: Browns, Buccaneers, Chargers, Seahawks*

### Thursday, October 5

Chicago Bears at Washington Commanders - 5:15 PM (Prime Video)

### Sunday, October 8

Jacksonville Jaguars at Buffalo Bills - 6:30 AM (NFLN) - London  
Houston Texans at Atlanta Falcons - 10:00 AM (FOX)  
Carolina Panthers at Detroit Lions - 10:00 AM (FOX)  
Tennessee Titans at Indianapolis Colts - 10:00 AM (CBS)  
New York Giants at Miami Dolphins - 10:00 AM (FOX)  
New Orleans Saints at New England Patriots - 10:00 AM (CBS)  
Baltimore Ravens at Pittsburgh Steelers - 10:00 AM (CBS)  
**Cincinnati Bengals at Arizona Cardinals - 1:05 PM (FOX)**  
Philadelphia Eagles at Los Angeles Rams - 1:05 PM (FOX)  
New York Jets at Denver Broncos - 1:25 PM (CBS)  
Kansas City Chiefs at Minnesota Vikings - 1:25 PM (CBS)  
Dallas Cowboys at San Francisco 49ers - 5:20 PM (NBC)

### Monday, October 9

Green Bay Packers at Las Vegas Raiders - 5:15 PM (ABC/ESPN)

## KEEPING UP WITH THE CARDINALS

Media covering the Cardinals are strongly encouraged to utilize the team's media site on NFL Online Media Guide ([www.NFLOMG.com](http://www.NFLOMG.com)).

The all-encompassing media resource is updated continuously and includes the following and more:

- Traditional media guide information
- Both Cardinals and opponent game releases
- Player bios updated in real-time.
- Official league statistics from NFL GSIS
- Tweet-ready charts and stat grids
- Customizable in-game reports
- Final game books and statistics
- Records and milestones tracked live
- Postgame quotes

Media members without an account can contact the Cardinals Media Relations Department to gain access to the site.



# HIGHLIGHTS FROM THE 2023 SEASON

## PLAYING TURNOVER-FREE FOOTBALL

**Last week's game at San Francisco marked the third consecutive game Arizona went without a turnover. The Cardinals accomplished the feat despite facing teams the last two weeks - Cowboys and 49ers - that are among the best in the NFL in taking ball away in 2023.**

### CARDS SNAPPING TAKEAWAY STREAKS

In Week 3 the Cardinals snapped the Cowboys streak of eight consecutive games with at least one takeaway, a streak which saw Dallas force 24 total turnovers.

**Last week in San Francisco, Arizona snapped the 49ers streak of 12 consecutive games with at least one takeaway, a streak in which they forced 26 total turnovers. The Niners 12 consecutive games with at least one takeaway was the longest active streak in the NFL.**

### FOUR GAMES AND NO INTERCEPTIONS THROWN

**The 2023 season marks just the second time in team history (2014) Arizona went without an INT thrown through the first four games of a season.**

**The Cardinals, 49ers and Texans are the only teams in the NFL this season that have yet to throw an INT.**

Arizona has committed just two turnovers this season and has five takeaways. **The Cardinals +3 turnover differential is tied for ninth in the NFL in 2023.**

### 2023 NFL Leaders - Turnover Differential

Rnk	Team	Diff	TA	TO
1	Dallas	+9	10	1
2	Tampa Bay	+7	10	3
3	Buffalo	+6	11	5
4t	L.A. Chargers	+5	7	2
4t	Seattle	+5	6	1
6t	San Francisco	+4	5	1
6t	Jacksonville	+4	9	5
6t	Philadelphia	+4	8	4
9t	Arizona	+3	5	2
9t	Pittsburgh	+3	8	5
9t	Houston	+3	5	2

**The Cardinals are one of just six teams in the NFL that have two turnovers or fewer this season.**

### 2023 NFL Leaders - Fewest Turnovers

Rnk	Team	TO	INT	Fum
1t	Dallas	1	1	0
1t	San Francisco	1	0	1
1t	Seattle	1	1	0
4t	Arizona	2	0	2
4t	L.A. Chargers	2	1	1
4t	Houston	2	0	2



## ARIZONA RUNNING IT UP IN 2023

Through four games, Arizona has rushed for 574 yards and four TDs on 109 carries (5.27 avg.). **The Cardinals rank sixth in the NFL in rushing yards and second in rushing yards per carry this season.**

**In the last two games, Arizona rushed for 327 yards and two TDs on 55 carries (5.9 avg.) against a pair of teams - Dallas (#9) and San Francisco (#3) - who ranked in the top-10 in run defense entering the contest.**



Last week, the Cardinals rushed for 105 yards on 25 carries (4.2 avg.) against a 49ers team that had allowed an average of 53.0 rushing yards per game through the first three weeks.

### 2023 NFL RUSHING LEADERS (TEAM)

Rushing Yards	Rushing Yds/Att
Rnk Team Yds	Rnk Team Avg.
1 Miami 707	1 Miami 6.31
2 Philadelphia 661	2 Arizona 5.27
3 San Francisco 612	3 Philadelphia 4.72
4 Baltimore 605	4 Kansas City 4.68
5 Cleveland 575	5 Chicago 4.67
6 Arizona 574	

### RUSHING ATTACK PUTTING UP BIG GAINS

**The Cardinals have an NFL-high eight runs of 20+ yards through four games in 2023, which nearly equals their total from all of last season (9).**

**Arizona is also tied for sixth in the NFL with 15 runs of 10+ yards.**

### 2023 NFL RUSHING LEADERS (TEAM)

Runs of 10+ Yards	Runs of 20+ Yards
Rnk Team 10+	Rnk Team 20+
1 Baltimore 22	1 Arizona 8
2t Kansas City 20	2 Miami 7
2t Miami 20	3t Atlanta 4
4t Cleveland 18	3t Buffalo 4
4t San Francisco 18	3t Chicago 4
6t Arizona 15	3t Dallas 4
6t Buffalo 15	3t Indianapolis 4
6t Atlanta 15	3t Philadelphia 4

### A MONSTER PERFORMANCE FROM THE RUN GAME VS. DALLAS

The Cardinals finished their Week 3 win over the Cowboys with 222 rushing yards and two TDs on 30 carries (7.4 avg.). It marked Arizona's highest rushing total since the team ran for 261 yards at Dallas on 10/19/20.

**Arizona rushed for 182 yards on 16 carries in the first half vs. Dallas. Dating back to at least 1950, it marked just the third time AZ rushed for 180+ yards in a single half (1st or 2nd half): 214 in 2nd half @ New Orleans (9/22/96) and 186 in 2nd half @ Dallas (10/19/20).**

## OFFENSIVE LINE LEADING THE WAY

Despite facing some of the league's most talented defensive fronts through the first four games this season, Arizona's offensive line - LT D.J. Humphries, LG Elijah Wilkinson, C Hjalte Froholdt, RG Will Hernandez, RT Paris Johnson Jr. - have more than held up in both the running and passing games.

A look at some offensive highlights this season that reflect on how well the O-Line has performed, with emphasis on the last three games.



Statistic	Total	NFL Rank	Notes
Sacks Allowed	6	t-5	3 sacks on 93 attempts in last 3 games
Sack Yardage	37	7	19 yards allowed in last 3 games
Rushing Yds	574	6	478 yards in last 3 games
Rushing Yds/Att	5.27	2	5.95 avg. in last 3 games
Rushing TDs	4	t-12	4 in last 3 games
Runs of 10+ Yds	15	t-6	13 in last 3 games
Runs of 20+ Yds	8	1	7 in last 3 games

### WEEK 4 AT SAN FRANCISCO

**Facing a Niners defense allowing just 53.0 rushing yards per game, AZ rushed for 105 yards on 25 carries (4.2 avg.) while QB Joshua Dobbs was sacked just once on 41 pass attempts.**

### WEEK 3 VS. DALLAS

**The O-Line paved the way for Arizona to rush for 222 yards and two TDs on 30 carries (7.4).**

### WEEK 2 VS. NY GIANTS

**The O-Line did not allow a sack on 31 pass attempts and also paved the way for the Cards to rush for 151 yards and two TDs on 29 carries (5.2 avg.).**

## DEFENSE PUTTING UP NUMBERS

Despite already missing a number of key starters, the Cardinals defense has been productive through the first four games in 2023. A look the numbers:

- 12.0 Sacks
- 5 Takeaways (3 INT, 2 FR)
- 1 Touchdown (Fumble Return)
- 2 Forced Fumbles
- 2 Fumble Recoveries
- 23 Passes Defensed
- 19 Tackles for Loss
- 16 QB Hits



**The Cardinals 12 sacks are tied for 11th in the NFL and their 23 passes defensed are tied for fourth.**

### 2023 NFL Leaders - Sacks

Rnk Team Sacks
1t Buffalo 16
1t L.A. Chargers 16
1t Seattle 16
4 Baltimore 15
5t Dallas 14
5t Indianapolis 14
7t Detroit 13
7t Pittsburgh 13
7t Tennessee 13
7t Washington 13
11t Arizona 12
11t Carolina 12
11t Cincinnati 12
11t Cleveland 12
11t Tampa Bay 12

### 2023 NFL Leaders - Passes Defensed

Rnk Team PD
1 New Orleans 29
2 Baltimore 25
3 Jacksonville 24
4t Arizona 23
4t Pittsburgh 23



## CARDS DEFEAT OTHERWISE DOMINANT COWBOYS

Arizona earned its first win of the season and the first victory of the Jonathan Gannon/Monti Ossenfort era after defeating the otherwise unbeaten Cowboys 28-16 in front of a sold-out crowd at State Farm Stadium in Week 3.

### CARDS NEVER TRAILED VS. THE COWBOYS

Dallas is 3-1 this season and have been dominant in their three wins - never trailing at any point in those contests and outscoring opponents 108-13.

It was a different story against the Cardinals. Arizona never trailed in its victory over the Cowboys in Week 3, taking a 3-0 lead 2:29 into the game and holding it for the final 57:31.

Below is a look at the Cardinals performance against Dallas compared to what they Cowboys have done in their three wins this season.



### Dallas in 2023 - Against the Cardinals and Against the Rest

Statistic	Vs. AZ	Other 3 Games
Points Scored	16	108 (36.0 ppg)
Points Allowed	28	13 (4.3 ppg)
Time Trailing	57:31	0:00
Touchdowns Scored	1	11
Touchdowns Allowed	3	1
Turnovers	1	0
Yards Allowed	400	639 (213.0 ypg)
Yards Allowed/Play	7.4	3.8
Rushing Yards Allowed	222	225 (75.0 ypg)

• Dallas has allowed points on just three of 34 opponent drives in its three wins this season. Arizona scored on each of its first five possessions and had points on six of eight drives (excluding final drive which ended on kneel downs).

• Arizona had twice as many points vs. Dallas (28) than the Cowboys have allowed in their three wins this season combined (13).

• Arizona had nearly as many rushing yards in the contest (222) as the Cowboys allowed in their three wins combined (225).

## CONNER WAY ABOVE AVERAGE IN 2023

Through four games, RB James Conner has rushed for 318 yards and two TDs on 62 carries (5.13 avg.). His 318 rushing yards are tied for third in the NFL this season.

NFL Leaders - Rushing Yards (2023)		
Rnk	Player (Team)	Yards
1	RB Christian McCaffrey (SF)	459
2	RB D'Andre Swift (Phi)	364
3t	<b>RB James Conner (AZ)</b>	<b>318</b>
3t	RB Bijan Robinson (Atl)	318
5	RB Tony Pollard (Dal)	311

Among players with at least 50 carries, Conner's 5.13 rushing average ranks fifth in the NFL in 2023.

### NFL Leaders - Rushing Average (2023)

Rnk	Player (Team)	Avg	Yds	Att
1	RB D'Andre Swift (Phi)	6.17	364	59
2	RB Bijan Robinson (Atl)	6.00	318	53
3	RB Christian McCaffrey (SF)	5.74	459	80
4	RB James Cook (Buf)	5.29	296	56
5	<b>RB James Conner (AZ)</b>	<b>5.13</b>	<b>318</b>	<b>62</b>

Conner (5.13 avg.) and 49ers RB Christian McCaffrey (5.74 avg.) are the only players in the NFL averaging 5.0+ yards per rush attempt with 60+ carries in 2023.

Through four games Conner is tied for the NFL lead with four runs of 20+ yards. Just twice in his career has he had more runs of 20+ yards in an entire season (9 in 2018; 5 in 2020) than he has through four games in 2023.

2023 NFL Leaders - Runs of 20+ Yards			Conner 20-Yard Runs by Season	
Rnk	Player (Team)	20+	Year	20+
1t	<b>RB James Conner (AZ)</b>	<b>4</b>	<b>2023</b>	<b>4</b>
1t	RB De'Von Achane (Mia)	4	2022	3
3t	RB Breece Hall (NYJ)	3	2021	3
3t	RB Najee Harris (Pit)	3	2020	5
3t	RB Zack Moss (Ind)	3	2019	2
3t	RB Tony Pollard (Dal)	3	2018	9
3t	RB Bijan Robinson (Atl)	3	2017	1
3t	RB D'Andre Swift (Phi)	3		

Following up on his first 100-yard rushing performance of the season in Week 2 (106 vs. NYG), Conner ran for 98 yards and a TD on just 14 carries (7.0 avg.) in the win over the Cowboys in Week 3. It marked the first time in his career he averaged 7.0+ yards per carry in a game (min. 2 rush attempts).



## DOBBS SHINES IN THE DESERT

### BECOMING A TOP QB IN YEAR SEVEN

The Cardinals acquired QB Joshua Dobbs in a trade with the Cleveland Browns on 8/24 and his play so far this season has shown why Cardinals GM Monti Ossenfort and head coach Jonathan Gannon were so eager to acquire the seventh-year pro.

Originally drafted by the Steelers in the 4<sup>th</sup> round (135<sup>th</sup> overall) of the 2017 draft, Dobbs spent time with five different teams in his first six years in the NFL. He appeared in just eight games (two starts) during that span.

In four starts with Arizona, Dobbs has completed 87-of-123 pass attempts (70.7%) for 814 yards, 4 TDs, 0 INTs and a 99.4 passer rating. He has also rushed for 141 yards and a TD on 24 carries (5.9 avg.).

Through four games, Dobbs ranks 7<sup>th</sup> in the NFL in completion percentage (70.7) and 10<sup>th</sup> in passer rating (99.4).

Dating back to last season with Tennessee, Dobbs has attempted 130 consecutive passes without an INT. Only Texans QB C.J. Stroud and 49ers QB Brock Purdy have longer active streaks.

### Active Streaks - Consecutive Pass Attempts w/o INT

Rnk	Player (Team)	Att
1	C.J. Stroud (Hou)	151
2	Brock Purdy (SF)	148
3	<b>Joshua Dobbs (AZ)</b>	<b>130</b>
4	Taysom Hill (NO)	108
5	Lamar Jackson (Bal)	100

A look at what Dobbs has accomplished in 2023 vs. his first six NFL seasons:

Dobbs in 2023 vs. His 1 <sup>st</sup> 6 NFL Seasons		
Statistic	2023	2017-22
Games Played	4	8
Games Started	4	2
Pass Attempts	123	85
Completions	87	50
Completion Pct.	70.7	58.8
Passing Touchdowns	4	2
Interceptions	0	2
Passer Rating	99.4	66.6
Long Completion	69	39
Rushing Attempts	24	14
Rushing Yards	141	75
Rushing Touchdowns	1	0
Long Run	44	13



## DOBBS IS A DUAL THREAT

Through four games, Dobbs has rushed for 141 yards and a TD on 24 carries (5.9 avg.). His 141 rushing yards rank fourth among NFL QBs.

2023 NFL Leaders - Rushing Yards by QB					
Rnk	Player (Team)	Yds	Att	Avg.	TD
1	Lamar Jackson (Bal)	220	41	5.37	4
2	Daniel Jones (NYG)	173	34	5.09	1
3	Patrick Mahomes (KC)	154	23	6.70	0
4	<b>Joshua Dobbs (AZ)</b>	<b>141</b>	<b>24</b>	<b>5.88</b>	<b>1</b>
5t	Jalen Hurts (Phi)	134	40	3.35	3
5t	Justin Fields (Chi)	134	28	4.79	1

Dobbs owns both the longest run by a QB (44 yards vs. Dallas on 9/24) and longest TD run by a QB (23 yards vs. NYG on 9/17) in the NFL in 2023.

### Longest Runs by NFL QB in 2023

Rnk	Player (Team)	Dist	Opponent
1	<b>Joshua Dobbs (AZ)</b>	<b>44</b>	<b>9/24 vs. Dallas</b>
2	Bryce Young (Car)	26	9/18 vs. New Orleans
3	Patrick Mahomes (KC)	25	10/1 @ NY Jets
4t	Jalen Hurts (Phi)	24	10/1 vs. Washington
4t	Jordan Love (GB)	24	9/24 vs. New Orleans
4t	Jordan Love (GB)	24	9/17 @ Atlanta
7t	<b>Joshua Dobbs (AZ)</b>	<b>23 (TD)</b>	<b>9/17 vs. NY Giants</b>
7t	Josh Allen (Buf)	23	9/24 @ Washington

Dobbs' 23-yard TD run vs. the Giants in Week 2 was just the third rushing TD of 23+ yards by an Arizona QB in the last 64 seasons (1960-2023).

### TD Runs of 20+ Yards by Cardinals QB (1960-2023)

Rnk	Player	Yds	Opponent
1	Jake Plummer	34	10/27/02 @ SF
2t	<b>Joshua Dobbs</b>	<b>23</b>	<b>9/17/23 vs. NYG</b>
2t	Jim Hart	23	9/24/67 @ Pit
4t	Kyler Murray	22	9/13/20 @ SF
4t	Kyler Murray	22	11/17/19 @ SF
4t	Neil Lomax	22	12/6/81 vs. NO

In Week 3 against the Cowboys, Dobbs had a 69-yard completion and also had a 44-yard run. Dating back to 1940, the only other player in franchise history to have a completion of 60+ yards and a rush of 40+ yards in a single game was M.C. Reynolds on 11/2/58 vs. Philadelphia.



## PRATER HITS THIRD FG OF 60+

### TIES OWN TEAM RECORD WITH 62-YARDER

***K Matt Prater ended the first half of the Cardinals Week 3 victory over the Cowboys with a 62-yard FG, tying his own record for the longest FG in franchise history. He also had a 62-yarder vs. Minnesota on 9/19/21.***

*There have now been seven made FGs of 57+ yards in franchise history – and Prater owns three of those.*

#### Franchise Record – Longest Field Goal

Rnk	Player	Dist	Opponent
1t	<b>Matt Prater</b>	<b>62</b>	<b>9/24/23 vs. Dal</b>
1t	<b>Matt Prater</b>	<b>62</b>	<b>9/19/21 vs. Min</b>
3	Jay Feely	61	10/14/12 vs. Buf
4	Chandler Catanzaro	60	9/25/16 at Buf
5t	<b>Matt Prater</b>	<b>57</b>	<b>1/1/23 at Atl</b>
5t	Zane Gonzalez	57	9/13/20 at SF
5t	Phil Dawson	57	11/26/17 vs. Jax



***There have been just 15 made FGs of at least 62 yards in NFL history. Prater - who owns the second-longest FG in NFL history (64 yards) - has three. He joins Brett Maher (3) as the only kickers in league history with multiple FGs of 62 yards or longer.***

#### NFL History - Longest Made Field Goal

Rnk	Player (Team)	Dist	Opponent
1	Justin Tucker (Bal)	66	9/26/21 at Detroit
2	<b>Matt Prater (Den)</b>	<b>64</b>	<b>12/8/13 vs. Tennessee</b>
3t	Brett Maher (Dal)	63	10/20/19 vs. Philadelphia
3t	Graham Gano (Car)	63	10/7/18 vs. NY Giants
3t	David Akers (SF)	63	9/9/12 at Green Bay
3t	Sebastian Janikowski (Oak)	63	9/12/11 at Denver
3t	Jason Elam (Den)	63	10/25/98 vs. Jacksonville
3t	Tom Dempsey (NO)	63	11/8/70 vs. Detroit
9t	<b>Matt Prater (AZ)</b>	<b>62</b>	<b>9/24/23 vs. Dallas</b>
9t	<b>Matt Prater (AZ)</b>	<b>62</b>	<b>9/19/21 vs. Minnesota</b>
9t	Harrison Butker (KC)	62	10/16/22 vs. Buffalo
9t	Brett Maher (Dal)	62	10/13/19 at N.Y. Jets
9t	Brett Maher (Dal)	62	12/9/18 vs. Philadelphia
9t	Stephen Gostkowski (NE)	62	11/19/17 at Oakland
9t	Matt Bryant (TB)	62	10/22/06 vs. Philadelphia

## THE ALL-TIME BEST FROM 50+

***K Matt Prater's 62-yarder against the Cowboys in Week 3 marked his 73<sup>rd</sup> career FG of 50+ yards, extending his NFL record. He has 15 more FGs of 50+ yards than the players tied for second on the list.***

It was also Prater's second FG of 50+ yards this season (54-yarder at Washington). ***Dating back to last season, he has seven FGs of 50+ yards in his last eight games played.***

#### NFL History - Field Goals Made of 50+ Yards

Rnk	Player	50+
1	<b>Matt Prater (2007-)</b>	<b>73</b>
2t	Sebastian Janikowski (2000-18)	58
2t	Justin Tucker (2012-)	58
4	Jason Hanson (1992-12)	52
5t	Adam Vinatieri (1996-19)	45
5t	Greg Zuerlein (2012-)	45

***Prater has 14 made FGs of 50+ yards as a member of the Cardinals. Despite having played in just 34 games with Arizona, his 14 FGs of 50+ yards are the second-most in franchise history.***

#### Franchise Record – FGs of 50+ Yards (Career)

Rnk	Player (Years)	50+	Gms Played
1	Neil Rackers (2003-09)	16	100
2	<b>Matt Prater (2021-23)</b>	<b>14</b>	<b>34</b>
3	Greg David (1991-96)	9	87
4	Jay Feely (2010-13)	8	64
5	Zane Gonzalez (2018-20)	6	33

#### PRATER AS ACCURATE AS HE IS PROLIFIC

***Prater's NFL-record 73 FGs of 50+ yards have not come through sheer volume. He is also the most accurate kicker in NFL history from 50+ yards, making 73-of-98 attempts in his career. His 74.5% success rate is the best in NFL history (min. 50 attempts).***

#### NFL History - FG Percentage From 50+ Yards

Rnk	Player	Pct.	Made	Att
1	<b>Matt Prater</b>	<b>74.5</b>	<b>73</b>	<b>98</b>
2	Robbie Gould	70.6	36	51
3	Phil Dawson	70.0	42	60
4	Justin Tucker	69.9	58	83
5	Josh Brown	67.3	37	55



## WILSON'S TRIUMPHANT BAY AREA RETURN

After starring collegiately at Stanford, rookie WR Michael Wilson made his return to the Bay Area last week and had the best game of his young NFL career. ***He finished the contest vs. the 49ers with seven receptions for 76 yards and two TDs.***

***In doing so, Wilson became just the fifth different Cardinals rookie WR in the last 51 years to have multiple TD receptions in a game.***

#### Cards Rookie WRs w/ 2+ TDs in a Game (1973-23)

Player	Opponent	TDs
<b>Michael Wilson</b>	<b>10/1/23 @ SF</b>	<b>2</b>
John Brown	9/21/14 vs. SF	2
Larry Fitzgerald	12/26/04 @ Sea	2
Larry Fitzgerald	12/19/04 vs. LAR	2
Anquan Boldin	11/23/03 vs. LAR	2
Anquan Boldin	9/7/03 @ Det	2
Frank Sanders	10/8/95 @ NYG	2

***Through four games, Wilson has 14 receptions for 237 yards (16.9 avg.) and two TDs. Among players with 10+ receptions this season, his 16.9 average ranks sixth in the NFL.***

#### 2023 NFL Leaders - Yards/Reception (Min. 10 Rec)

Rnk	Player (Team)	Avg.	Rec	Yds
1	Nico Collins (Hou)	19.5	22	428
2	Brandon Aiyuk (SF)	18.8	20	320
3	Gabe Davis (Buf)	18.3	18	220
4	Josh Reynolds (Det)	17.9	12	215
5	Jaylen Waddle (Mia)	17.5	12	210
6	<b>Michael Wilson (AZ)</b>	<b>16.9</b>	<b>14</b>	<b>237</b>

***Wilson's 237 receiving yards rank sixth among NFL rookies in 2023.***

#### 2023 NFL Rookie Leaders - Receiving Yards

Rnk	Player (Team)	Yds	Rec	Targets
1	WR Puka Nacau (LAR)	501	39	52
2	WR Tank Dell (Hou)	267	16	24
3	WR Zay Flowers (Bal)	244	24	29
4	TE Sam LaPorta (Det)	242	22	27
5	WR Marvin Mims (Den)	242	9	11
6	<b>WR Michael Wilson (AZ)</b>	<b>237</b>	<b>14</b>	<b>16</b>



## ERTZ SURPASSES 700 CAREER CATCHES

***After catching six passes against the 49ers last week, TE Zach Ertz now has 702 receptions for his career. In NFL history, only two TEs reached 700 career receptions in fewer games than Ertz (148).***

#### NFL History - Fewest Games to 700 Receptions (TE)

Rnk	Player (Years)	Games
1	Travis Kelce (2013-21)	126
2	Jason Witten (2003-12)	145
3	<b>Zach Ertz (2013-23)</b>	<b>148</b>
4	Tony Gonzalez (1997-06)	154
5	Antonio Gates (2003-13)	158

***Ertz reached 700 career receptions at 32 years, 325 days old. Only three TEs in NFL history reached the milestone at a younger age.***

#### NFL History – Youngest to 700 Receptions (TE)

Rnk	Player (Years)	Age
1	Jason Witten (2003-12)	30 years, 133 days
2	Tony Gonzalez (1997-06)	30 years, 279 days
3	Travis Kelce (2013-21)	32 years, 89 days
4	<b>Zach Ertz (2013-23)</b>	<b>32 years, 325 days</b>
5	Antonio Gates (2003-13)	33 years, 159 days

#### ERTZ AT 120 STRAIGHT GAMES WITH A CATCH

***With six catches last week in San Francisco, Ertz now has at least one reception in 120 consecutive games. Only three players have longer active streaks.***

#### NFL Leaders - Consecutive Games w/ Reception (Active)


Rnk	Player (Team)	Gms
1	WR DeAndre Hopkins (Ten)	149
2	TE Travis Kelce (KC)	146
3	WR Stefon Diggs (Buf)	123
4	<b>TE Zach Ertz (AZ)</b>	<b>120</b>
5	WR Davante Adams (LV)	118

#### AMONG THE LEADERS IN RECEPTIONS IN 2023

***Ertz has 20 receptions for 136 yards through four games this season. Only three NFL TEs have more receptions in 2023.***

#### NFL Leaders - Receptions by TE (2023)

Rnk	Player (Team)	Rec
1t	T.J. Hockenson (Min)	25
1t	Evan Engram (Jax)	25
3	Sam LaPorta (Det)	22
4	<b>Zach Ertz (AZ)</b>	<b>20</b>
5	Cole Kmet (Chi)	18



## WHITE LEADS THE WAY ON DEFENSE

Among the first players signed by the Cardinals in free agency this offseason was LB **Kyzir White**.

After spending his first four NFL seasons (2018-21) with the Chargers, White played last season in Philadelphia under then-defensive coordinator **Jonathan Gannon** and LBs coach **Nick Rallis**.

**Named a team captain for the first time in his career in 2023, White has more lived up to the honor so far this season.**

**In his first four games with the Cardinals, White has accumulated 37 tackles, an INT, a sack, three tackles for loss, a pass defended and a QB hit.** Since individual sacks became an official stat in 1982, **White joins Paris Lenon (2010) as the only Cardinals players to have 35+ tackles, a sack and an INT through the first four games of a season. He is the only player in the NFL this season to have accomplished the feat.**

**White finished the Cardinals Week 3 win vs. Dallas with a game-high 14 tackles, an INT, a pass defended and a tackle for loss. With the Cardinals leading 28-16 with 3:00 remaining, White's INT of Cowboys QB Dak Prescott in the AZ end zone sealed the victory.**

**Dating back to at least 1970, White joined S Budda Baker (14 tackles & INT vs. Seattle on 10/25/20) as the only Cardinals players to record at least 14 tackles and an INT in a single game.**



## GARDECK AMONG THE NFL SACK LEADERS

LB Dennis Gardeck - who has been with the Cardinals since signing with the team as a rookie free agent out of Sioux Falls in 2018 - has been filling up the stat sheet this season.

**In four games, Gardeck has 14 tackles, 4.0 sacks, five tackles for loss, six QB hits and a forced fumble. His 4.0 sacks, five tackles for loss and six QB hits all represent team highs.**

**Only five players in the NFL have more sacks than Gardeck through the first month of the 2023 season.**

2023 NFL Leaders - Sacks		
Rnk	Player (Team)	Sacks
1t	Josh Allen (Jax)	6.0
1t	Khalil Mack (LAC)	6.0
1t	T.J. Watt (Pit)	6.0
4	Myles Garrett (Cle)	5.5
5	Danielle Hunter (Min)	5.0
6t	<b>Dennis Gardeck (AZ)</b>	<b>4.0</b>
6t	Maxx Crosby (LV)	4.0
6t	Matthew Judon (NE)	4.0
5t	Micah Parson (Dal)	4.0



**Gardeck's sack of 49ers QB Brock Purdy last week gives him 12.0 sacks in his career. That is tied for the most in franchise history among players who entered the NFL undrafted.**

Franchise History - Career Sacks by Undrafted Player		
Rnk	Player (Years)	Sacks
1t	<b>LB Dennis Gardeck (2018-)</b>	<b>12.0</b>
1t	LB Ronald McKinnon (1996-04)	12.0
3	LB Paris Lenon (2010-12)	7.0
4	DE Fred Wakefield (2001-06)	6.5
5	DE Olsen Pierre (2017-18)	5.5

In the season-opener at Washington, Gardeck finished with four tackles, 2.0 sacks, three QB hits, a tackle for loss and a forced fumble. **It was Gardeck's fourth career multi-sack outing and first since 12/20/20 vs. Philadelphia (2.0). He has as many career games with multiple sacks (4) as he has games with one sack (4) in his career.**

## THOMPSON GETS PICK #6

The Cardinals selected S **Jalen Thompson** in the fifth round of the 2019 NFL Supplemental Draft out of Washington State. **He is the only current player in the NFL who entered the league through the Supplemental Draft.**

Playing alongside perennial Pro Bowl S **Budda Baker**, Thompson has made his own claim as one of the top safeties in the NFL.

**Over the last three seasons (2021-23), only Chargers All-Pro S Derwin James has more tackles than Thompson among all NFL DBs.**

Most Tackles Among NFL DBs (2021-23)		
Rnk	Player (Team)	Tkl
1	Derwin James (LAC)	257
2t	<b>Jalen Thompson (AZ)</b>	<b>252</b>
2t	Minkah Fitzpatrick (Pit)	252
4	Harrison Smith (Min)	227
5	Kevin Byard (Ten)	222

Thompson is off to a solid start in 2023, totaling 23 tackles, two passes defended, an INT and a tackle for loss through four games. Against the Giants in Week 2 he tallied seven tackles, a tackle for loss, an INT and a pass defended. His INT return covered a career-long 35 yards.

His second quarter INT of Giants QB Daniel Jones marked the sixth of Thompson's career. **After recording one INT in his first 29 career games, Thompson has five in his last 29 games played.**



## VICTOR'S PRESSURE-FILLED START

Third-year LB **Victor Dimukeje** - selected by Arizona in the fifth round (210<sup>th</sup> overall) of the 2021 draft out of Duke - **has been one of the biggest standouts on the Cardinals defense so far this season.**

**After going without a sack in 28 games played through his first two NFL seasons (2021-22), Dimukeje has 2.5 sacks through four games in 2023. He had at least a partial sack in each of the first three games this season.**



## COLLINS MAKES A MOVE IN YEAR THREE

Following two years on the inside, LB **Zaven Collins** has moved outside in year three. Collins served as an ILB in his first two seasons (2021-22) with the Cardinals who selected him in the first round (16<sup>th</sup> overall) of the 2021 draft. He is now starting at OLB.

**Based on the early results, the move has suited Collins just fine. Through four games he has 11 tackles, 1.5 sacks, an INT, two QB hits, a tackle for loss, a pass defended and a fumble recovery.**

**Collins first full sack playing OLB came in Week 3 vs. Dallas, when he took down Cowboys QB Dak Prescott for an 11-yard loss in the first quarter.**

**In his first-ever game at OLB in Week 1 at Washington, Collins totaled two tackles, an INT and a fumble recovery. He became the first Cardinal since 2016 (DB Justin Bethel) to have an INT and a fumble recovery in the same game.**

### COLLINS HAS SOLID YEAR IN 2022

In 2022, Collins made an enormous leap playing inside. **In 16 games played, he finished third on the team with 100 tackles (63 solo) while adding 2.0 sacks, an INT (returned for a TD), 11 tackles for loss, four QB hits, a forced fumble and six passes defended.**



## CARDS LOSE BAKER TO INJURED RESERVE

Last month, the Cardinals placed S **Budda Baker** on injured reserve due to a hamstring injury. Baker missed Arizona's last three games (vs. Giants, Cowboys and 49ers).

"We've all got to rally around," head coach **Jonathan Gannon** said of Baker. "You're never going to replace a Budda Baker, but we've got guys that we feel comfortable getting the job done and playing winning football for us."

### WHAT THE CARDS ARE MISSING WITHOUT BUDDA

•Voted a team captain for the fourth consecutive year (2020-23) and earned his fifth Pro Bowl as a starter (fourth consecutive at safety) in 2022. Became just the third player in Cardinals history to receive at least five Pro Bowl nods in his first six NFL seasons joining Patrick Peterson (6) and Ollie Matson (6).

•Over the last seven seasons (2017-23), leads all NFL DBs in total tackles (637) and solo tackles (457). His 637 total tackles are 52 more than the player who ranks second on the list (Kevin Byard - 585).

•Led the team with 111 tackles in just 15 games, adding seven passes defended, two INTs, two QB hits and a fumble recovery in 2022.





## A NEW GM IN THE DESERT

On January 16, the Cardinals announced the hiring of **Monti Ossenfort** as the team's general manager.

Ossenfort came to Arizona with 21 years of NFL experience (2002-22). That includes 15 with the New England Patriots and the past three as Director of Player Personnel with the Tennessee Titans.

***During his time in New England, Ossenfort helped the Patriots win four Super Bowl titles and earn seven Super Bowl appearances overall. In 21 total NFL seasons, his teams earned postseason berths 16 times.***

*"It was critically-important for us to find the right person to lead us as General Manager and there is no doubt in my mind that we have that in Monti Ossenfort," said Cardinals owner Michael Bidwill. "He possesses every attribute of a successful GM – passion, leadership, intelligence, work ethic – and his extensive experience has clearly prepared him for this role. We could not be more thrilled to have Monti and his family joining the Cardinals."*

Over the course of his 15 seasons with New England, Ossenfort served as the Director of College Scouting (2014-19), Assistant Director of College Scouting (2011-13), National Scout (2008-10), Area Scout (2006-07) and a Personnel Assistant (2003).

The 44-year old Ossenfort started his tenure in the NFL with Minnesota as a training camp intern in 2001 and worked with the Texans as a pro personnel intern in 2002. After spending 2003 with the Patriots, Ossenfort returned to Houston where he spent two seasons (2004-05) with the Texans as a pro and college scouting assistant. He rejoined the Patriots in 2006 where remained through the 2019 season.

Ossenfort was a four-year letterman and two-year starter at quarterback for the University of Minnesota-Morris and graduated from the school in 2000 with a degree in Economics and Management. He later earned a master's degree in Business Administration and Sports Management from Ohio University.

A native of Luverne, MN, Ossenfort and his wife, Shannon, have three daughters, Emery, Finley and Landry.



## ROSTER FACTS & FIGURES

Below is a breakdown of the Cardinals active roster:

- The Cards have added **19** veteran free agents, **7** of their own 2023 draft picks, **1** 2023 Miami draft pick and **2** rookie free agents that were not with the team at any point last season. In all, 29 of the 51 players (56.9%) on the current roster were not with the Cardinals during the 2022 season.

- OL **D.J. Humphries** (2015) and LS **Aaron Brewer** (2016) are the most tenured players on the Cardinals roster.

- The Cardinals oldest player is K **Matt Prater** (39 years old) and the team's youngest player is rookie LB **BJ Ojulari** (21). *At 39 years old (born 8/10/84), the only active NFL players older than Prater are Jets QB Aaron Rodgers (39 - born 12/2/83) and Bears TE Mercedes Lewis (39 - born 5/19/84).*

- The average age on the Cardinals Week 1 roster was 26.9 years old. Arizona's Week 1 roster featured just five players age 30+, compared to 12 such players on the Week 1 roster in 2022.

- Arizona's roster features the only active player in the NFL who entered the league through the Supplemental Draft (S **Jalen Thompson**) and 19 players who entered the NFL as undrafted free agents.

### Player Count - By Position

The Cardinals current roster consists of:

Position	Players
Linebackers	11
Offensive Line	9
Defensive Line	5
Wide Receivers	5
Safeties	5
Cornerbacks	4
Tight Ends	4
Running Backs	3
Specialists	3
Quarterbacks	2



- Arizona started the 2023 campaign with 11 rookies on the active roster. ***It marked just the second time (12 in 2019) in the last 20 seasons (2004-23) that the Cardinals had at least 11 rookies on the Week 1 roster.***

## TRADES HIGHLIGHT OSSENFORT'S FIRST OFFSEASON

Ossenfort has kept busy in his first offseason as the Cardinals GM, particularly when it comes to trades. Dating back to the 2023 NFL Draft, he has executed seven trades: four draft-day trades and three more during training camp/preseason.

***Those transactions netted QB Josh Dobbs and six picks in the 2024 NFL Draft.***

### A LOOK INSIDE OSSENFORT'S FIRST DRAFT

Ossenfort executed four trades in the first three rounds of this year's draft.

Arizona entered the draft with eight selections and the team used only three of those original picks (#168, #180, #213) - including one (#168) - that was traded to Detroit in round one only to be acquired back by Arizona in day two.

### Cardinals Trades During 2023 NFL Draft

#### 1<sup>st</sup> Round (Houston)

AZ traded down with the Texans, giving up picks #3 and #105  
AZ acquired picks #12, #33 and 2024 1<sup>st</sup> and 3<sup>rd</sup> round picks

#### 1<sup>st</sup> Round (Detroit)

AZ traded up with the Lions, giving up picks #12, #34 and #168  
AZ acquired picks #6 (Johnson) and #81

#### 2<sup>nd</sup> Round (Tennessee)

AZ traded down with the Titans, giving up picks #33 and #81  
AZ acquired picks #41 (Ojulari), #72 (Williams) and a 2024 3<sup>rd</sup> round pick

#### 3<sup>rd</sup> Round (Detroit)

AZ traded down with the Lions, giving up pick #96  
AZ acquired picks #122 (Gaines), #139 (Tune) and #168 (Pappoe)

***Add in the picks acquired in the trades with the Giants, Texans and Browns in August and the Cardinals will enter the 2024 NFL Draft with 11 picks.***

### Cardinals Scheduled 2024 Draft Picks\*

- 1<sup>st</sup> Round Pick
- 1<sup>st</sup> Round Pick (From Texans)
- 2<sup>nd</sup> Round Pick
- 3<sup>rd</sup> Round Pick
- 3<sup>rd</sup> Round Pick (From Texans)
- 3<sup>rd</sup> Round Pick (From Titans)
- 4<sup>th</sup> Round Pick
- 5<sup>th</sup> Round Pick
- 5<sup>th</sup> Round Pick (From Texans)
- 7<sup>th</sup> Round Pick (From Giants)
- 7<sup>th</sup> Round Pick (From Browns)

\*Does not factor in potential compensatory picks



## CARDS NAME CAPTAINS

The Cardinals named six players to serve as team captains in 2023.

**OFFENSE:** OL **D.J. Humphries** / QB **Kyler Murray** / RB **James Conner**  
**DEFENSE:** S **Budda Baker** / LB **Kyzir White**  
**SPECIAL TEAMS:** LB **Dennis Gardeck**

Of the Cardinals six captains, five served in the role with Arizona last season: Murray, Humphries, Baker, Conner and Gardeck.

Murray, Baker and Gardeck are all serving as team captains for the fourth consecutive season.

Conner earned the honor for the second time in his career (2022) while White was named a team captain for the first time in his career.



## A WELL-TRAVELED TEAM IN 2023

Arizona will travel a total distance of 25,126 miles for road games during the regular season, making the Cardinals one of seven teams in the NFL that will "travel around the world" at least once. A trip around the globe is 25,000 miles.

### Teams With Most Miles Traveled in 2023

Rnk	Team	Miles	Division
1	Seattle	31,600	NFC West
2	San Francisco	29,958	NFC West
3	Miami	27,110	AFC East
4	L.A. Rams	26,332	NFC West
5	L.A. Chargers	26,102	AFC West
6	Baltimore	25,442	AFC North
7	Arizona	25,126	NFC West
8	Kansas City	24,156	AFC West
9	Tampa Bay	23,764	NFC South
10	New England	23,299	AFC East

The Cardinals cross 26 time zones this season. With the season kicking off at Washington in Week 1, Arizona covered over 4,500 miles.

The Cardinals have four games in the Eastern time zone in 2023: Week 1 @ Washington; Week 9 @ Cleveland; Week 13 @ Pittsburgh; Week 17 @ Philadelphia. It marks the sixth time in the last nine seasons (2015-23) Arizona has at least four games in the Eastern time zone.



## GANNON TAKES THE REINS

On Tuesday, February 14, the Cardinals announced **Jonathan Gannon** as the team's new head coach.

The 40-year old Gannon came to the Cardinals after spending the past two seasons (2021-22) as the defensive coordinator for the Philadelphia Eagles.

**Under Gannon, the Eagles boasted a top-10 defense in each of the past two seasons, ranking 2<sup>nd</sup> in total defense in 2022 (301.5 ypg) and 10<sup>th</sup> in the NFL in 2021 (328.8 ypg). Last season the Eagles also featured the NFL's top-ranked pass defense (179.8 ypg) and the league's 8<sup>th</sup> ranked scoring defense (20.2 ppg).**

**Just two days prior to being hired in Arizona, Philadelphia played in Super Bowl LVII at State Farm Stadium** after finishing the regular season as the #1 seed in the NFC with a 14-3 record. The Eagles made the postseason in each year Gannon was the defensive coordinator.

Has coached with three different teams (Eagles, Colts, Vikings) who have combined for six playoff berths in the last eight seasons.

### MORE HIGHLIGHTS FROM PHILADELPHIA

**In 2022, the Eagles easily led the NFL with a franchise single-season record 70 sacks in the regular season. No other team in the NFL had more than 55.**

**Philadelphia's 70 sacks in 2022 were the most by any team in a single season since the 1989 Minnesota Vikings (71). Combined with their eight sacks in the postseason, the Eagles 78 total sacks in 2022 were the third-most in NFL history behind only the 1984 (82 sacks) and 1985 Chicago Bears (80 sacks).**

**Since individual sacks became an official stat in 1982, Philadelphia became the first team ever to have four different players with 10.0+ sacks in a single season when they did so in 2022: Haason Reddick (16.0), Brandon Graham (11.0), Javon Hargrave (11.0) and Josh Sweat (11.0).**

**Between 2021-22, the Eagles defense led the NFL with 99 sacks, ranked 3<sup>rd</sup> in total defense (315.1 ypg), 3<sup>rd</sup> in pass defense (200.4 ypg), 6<sup>th</sup> in tackles for loss (168), tied for 4<sup>th</sup> in total return TDs (7) and interception return TDs (4) and tied for 10<sup>th</sup> in interceptions (29).**

In his first season with the Eagles in 2021, directed the NFL's 10<sup>th</sup>-ranked defense (328.8 ypg). Philadelphia had the 2<sup>nd</sup>-most defensive TDs (5) and allowed the 5<sup>th</sup>-fewest explosive plays (117) in the league, also finished 9<sup>th</sup> in opponent rushing yards per game (107.9) and opponent three-and-out percentage (33.1%).

### GANNON'S BACKGROUND

A Cleveland, OH native, Gannon has 15 years of experience in the NFL. Prior to working with the Eagles, he was the DBs/CBs coach with the Colts (2018-20) and the assistant DBs/quality control coach with the Vikings (2014-17) after working as a defensive assistant with the Titans (2012-13).

Spent three seasons (2009-11) as a scout with the St. Louis Rams after beginning his NFL coaching career as a defensive assistant with the Atlanta Falcons in 2007.

Played collegiately as a safety at Louisville and appeared in nine games as a red-shirt freshman in 2002 before suffering a career-ending hip injury in his first career start at Cincinnati.



## PHILLY "D" AMONG NFL'S BEST UNDER GANNON

One of the main factors in the Eagles reaching the Super Bowl last season was the performance of the team's defense under then-second year coordinator **Jonathan Gannon**.

A look at some of Philly's defensive rankings in 2022:



### Eagles Defensive Rankings in 2022 (Regular Season)

Statistic	Total	NFL Rnk
Sacks	70	1 <sup>st</sup>
Tackles for Loss	97	1 <sup>st</sup>
Yards Allowed/Play	4.78	1 <sup>st</sup>
Passing Yards Allowed/Game	179.8	1 <sup>st</sup>
Passing Yards Allowed/Play	5.50	1 <sup>st</sup>
Yards Allowed/Game	301.5	2 <sup>nd</sup>
Opponent Passer Rating	81.6	3 <sup>rd</sup>
INT Return Touchdowns	2	t-3 <sup>rd</sup>
Games Allowing 20 Points or Fewer	11	t-3 <sup>rd</sup>
Takeaways	27	t-4 <sup>th</sup>
Interceptions	17	t-4 <sup>th</sup>
Forced Fumbles	15	t-4 <sup>th</sup>
Passes Defensed	85	t-4 <sup>th</sup>
Points Allowed/Game	20.2	t-7 <sup>th</sup>

## ARIZONA'S COORDINATORS

### PETZING LEADS THE OFFENSE

**Drew Petzing** is in his first season with the Cardinals and 10<sup>th</sup> in the NFL after being hired as Arizona's offensive coordinator in February. Prior to coming to AZ, Petzing spent three seasons (2020-22) with Cleveland, including last year as QBs coach.



With the Browns in 2022, QB Jacoby Brissett started 11 games and completed 236-of-369 passes for 2,608 yards, 12 TDs and an 88.9 QB rating. Brissett's 63.9 completion percentage and 88.9 passer rating were both career highs.

Prior to Cleveland, he spent six seasons (2014-19) coaching with Minnesota. As the Vikings WRs coach in 2019, WR Stefon Diggs set a then career-high with 1,130 receiving yards and finished 4<sup>th</sup> in the league that season with a 17.9-yard average on 63 receptions.

Working with Kirk Cousins in 2018, the Vikings QB set a team record for completions (425), threw for the third-most passing yards (4,298), had the second-highest completion percentage (70.1) and recorded the fourth-highest passer rating (99.7) by a Viking in team history.

### RALLIS TAKES THE REINS ON DEFENSE

**Nick Rallis** (RAW-liss) was hired as Arizona's defensive coordinator in February after spending the past two seasons (2021-22) coaching LBs in Philadelphia. Prior to working with the Eagles, Rallis spent three seasons (2018-20) with the Minnesota Vikings as defensive quality control/assistant linebackers coach.



Having turned 30 on July 13<sup>th</sup>, he is the youngest coordinator in the NFL.

Helped Eagles LB T.J. Edwards to a career season in 2022 as he finished with 159 tackles, 2.0 sacks, seven passes defensed, 10 tackles for loss and a fumble recovery. His 159 tackles ranked 7<sup>th</sup> in the NFL in 2022 and represented the highest single-season total for an Eagles defender since Byron Evans (175) in 1992.

With the Vikings, Rallis coached LB Eric Kendricks who was selected to his first Pro Bowl and was named first-team All-Pro in 2019 after having a career-high and team-leading 110 tackles to go along with 12 passes defensed, tied for the most among NFL linebackers.

### RODGERS STILL IN CHARGE OF SPECIAL TEAMS

**Jeff Rodgers** is in his sixth season with the Cardinals and fifth as the team's assistant head coach/special teams coordinator. He came to Arizona in January, 2018 as the team's special teams coordinator and added the title of assistant head coach in 2019.



Rodgers is in his 20<sup>th</sup> NFL season after previously coaching special teams with Chicago (2015-17), Denver (2011-14), Carolina (2009-10) and San Francisco (2003-07).

K Matt Prater had 137 points in 2021, the second-highest total in franchise history and tied for the fourth-highest total in the NFL that season. In just 30 games over two seasons (2021-22) under Rodgers, Prater connected on 12 FGs of 50+ yards, the second-most for any player in team history.

P Andy Lee finished in the top-five in the NFL in punting average three times over the past five seasons (2018-22), including leading the league with a 48.6-yard average in 2018.

### TERRELL COORINATES PASS GAME

**Drew Terrell** is in his sixth season in the NFL and first with the Cardinals as passing game coordinator/WRs. He came to AZ after coaching WRs in Washington the past three years (2020-22).



During his three-year (2020-22) tenure coaching receivers with the Commanders, guided WR Terry McLaurin to three consecutive 1,000+ yard receiving seasons and his first Pro Bowl selection in 2022.

A Chandler, AZ native, Terrell attended Hamilton High School and received All-State honors as both a WR and punt returner. He helped the Huskies win three regional championships and two 5A Division I state titles.

## ASSISTANT COACHING STAFF IN 2023



### KLAYTON ADAMS - OFFENSIVE LINE

- 1<sup>st</sup> season with AZ and 5<sup>th</sup> NFL season, having spent the previous four years (2019-22) with the Colts.
- Prior to entering the NFL spent 14 seasons at the college level, including stops at Boise State, San Jose State and Colorado.



### KENNY BELL - DIR., FOOTBALL STRATEGY

- 5<sup>th</sup> season with AZ and 5<sup>th</sup> NFL season, after joining the team in January 2019.
- Prior to entering the NFL, spent 10 seasons at the college level with Houston and Texas A&M and Texas Tech.



### JASON BENGUCHE - ASST. STRENGTH

- 1<sup>st</sup> season with AZ and 8<sup>th</sup> NFL season, having spent seven seasons (2013-19) with the Panthers.
- Prior to arrival in Arizona, was the director of performance at Jet Performance Labs in Mooresville, NC from 2020-22.



### RONALD BOOKER - DEF. QUALITY CONTROL

- 3<sup>rd</sup> season with AZ and 1<sup>st</sup> as defensive quality control coach. Spent last two years as team's defensive assistant.
- Spent two years (2020-21) as a Bill Walsh Coaching Fellow with Arizona before being hired full time in August, 2021.



### CHRIS COOK - ASST. OFFENSIVE LINE

- 1<sup>st</sup> season with AZ and 2<sup>nd</sup> NFL season. Spent the 2022 season at Duke as an offensive analyst.
- Prior to his time with the Blue Devils, his first NFL coaching experience was with the Broncos in 2021 assisting the O-Line.



### AUTREY DENSON - RUNNING BACKS

- 1<sup>st</sup> season with AZ and 5<sup>th</sup> NFL season, with his previous four years in the NFL coming as a player with the Dolphins, Bears & Colts.
- Former standout RB at Notre Dame who holds school record for rushing yards (4,318) and ranks 2<sup>nd</sup> in rushing TDs (43).



### EVERETT GATHRON - ASST. STRENGTH

- 1<sup>st</sup> season with AZ and 1<sup>st</sup> NFL season, after spending the previous five seasons at Ohio State.
- Certified by the NSCA as CSCA and United States of America Weightlifting (USAW) as a Sports Performance Coach Level 1.



### BLAINE GAUTIER - BILL BIDWILL FELLOWSHIP

- 1<sup>st</sup> season with AZ and 1<sup>st</sup> NFL season, having spent the previous eight seasons (2015-22) at the college level.
- Former QB at the Univ. of Louisiana (2009-12), where he threw for 4,159 yards and 32 TDs and rushed for 883 yards and 12 TDs.



### DERRICK LEBLANC - DEFENSIVE LINE

- 1<sup>st</sup> season with AZ and 2<sup>nd</sup> NFL season, joined the Cardinals after serving as asst. D-Line coach with the Dolphins in 2022.
- Has over 22 years (2000-2022) of coaching experience, including 21 at the college level with LSU, Southern Miss and Arkansas.



### EVAN MARCUS - HEAD STRENGTH

- 1<sup>st</sup> season with AZ and 17<sup>th</sup> NFL season. Has been a head strength coach with four NFL teams (AZ, Min, Mia, Atl).
- Began his college coaching career as an assistant strength and conditioning coach at Arizona State for two seasons (1991-92).



### BUDDY MORRIS - SR. RECONDITIONING COOR.

- 10<sup>th</sup> season with AZ and 13<sup>th</sup> NFL season. Joined Cardinals in 2014.
- Worked with multiple future Hall of Famers and an Olympic gold medalist during his time at the University of Pittsburgh (1980-89, 1997-2001, 2007-10).



### MARK NAYLOR - ASST. STRENGTH

- 4<sup>th</sup> season with AZ and 5<sup>th</sup> NFL season, after joining the team in 2020.
- Prior to the start of NFL coaching career, spent 14 seasons on the college level with stops at Ball State, Michigan and Eastern Kentucky.



### WILLIAM PEAGLER - ASST. DEFENSIVE LINE

- 1<sup>st</sup> season with AZ and 1<sup>st</sup> NFL season, joined the Cardinals following 12 years at the college level.
- Coached TEs last season at the Univ. of Florida following two seasons (2020-21) as RBs coach at Michigan State.



### JAY RAZZANO - COACHING ASSISTANT

- 2<sup>nd</sup> season with AZ and 2<sup>nd</sup> NFL season, after spending last year as assistant to the head coach.
- Father, Dave, is the GM of the Memphis Showboats of the USFL and was a longtime NFL scout.



### ROB RODRIGUEZ - OUTSIDE LINEBACKERS

- 1<sup>st</sup> season with AZ and 6<sup>th</sup> NFL season. Spent five seasons (2015-19) as an asst. D-Line coach with the Minnesota Vikings.
- Prior to joining the Cardinals spent three seasons (2020-22) as the D-Line coach at Arizona State.



### KYLE SAMMONS - SCIENCE COORDINATOR

- 1<sup>st</sup> season with AZ and 1<sup>st</sup> NFL season, after previously spending 7 seasons (2015-21) at the University of Washington.
- Began his career at the collegiate level at the University of Nevada and spent four seasons (2011-14) there in various roles.



### BRANDON SCHWAB - ASST. TO HEAD COACH

- 1<sup>st</sup> season with AZ and came to the Cardinals with 14 years of NFL experience (1999-12) with the Rams, where he worked as both a coach and in the team's scouting department. Spent the last two years (2021) as DC at Milken Community College in L.A.



### CONNOR SENGER - OFF. QUALITY CONTROL

- 2<sup>nd</sup> season with AZ and first as an offensive quality control coach after being promoted in 2023.
- Spent first season in AZ in 2022 as part of Bill Bidwill Coaching Fellowship, assisting with QBs.



### SAM SEWELL - ASST. SPECIAL TEAMS

- 1<sup>st</sup> season with AZ and 1<sup>st</sup> NFL season. Joined the Cardinals following five years (2018-22) as RBs coach at Eastern Michigan.
- Two-year starter at Northern Colorado (2006-10) at TE, appearing in 31 games on special teams.



### SAM SIEFKES - LINEBACKERS

- 1<sup>st</sup> season with AZ and 3<sup>rd</sup> NFL season. Spent last two years (2021-22) with the Vikings (off. quality control & asst. LBs).
- Prior to his time in Minnesota, served as defensive coordinator/ILBs coach at Wofford College (2018-20).



### RYAN SMITH - CORNERBACKS

- 1<sup>st</sup> season with AZ and 1<sup>st</sup> NFL season. Came to the Cardinals following a year as CBs coach at Northwestern in 2022.
- Played CB at William & Mary (2010-13) appearing in 22 games with two CAA Academic All-Conference selections (2012-13).



### BEN STEELE - TIGHT ENDS

- 1<sup>st</sup> season with AZ marks his 10<sup>th</sup> NFL season. Previously coach with Tampa Bay, Atlanta, Minnesota and lastly in Denver (2022).
- A former NFL TE, spent two seasons (2004-05) with the Packers appearing in 17 regular season games and one postseason contest.



### SHEA THOMPSON - DIR. FOOTBALL PERFORMANCE

- 8<sup>th</sup> NFL season is his 1<sup>st</sup> with the Cardinals. Came to AZ following four years (2019-22) with the 49ers.
- Prior to entering the NFL with Cincinnati (2016), spent nine seasons (2007-15) at the college level with Nebraska, N. Illinois and Minnesota.



### PATRICK TONEY - DEFENSIVE BACKS

- Following 11 seasons (2012-22) at the college level, begins his 1<sup>st</sup> season in AZ and 1<sup>st</sup> in the NFL.
- During his time in the college ranks coached the secondary, safeties, OLBs and also spent time as a defensive coordinator.



### SPENCER WHIPPLE - PASS GAME SPECIALIST

- 5<sup>th</sup> season with AZ and 5<sup>th</sup> NFL season, after joining the team in 2019 as an offensive quality control coach.
- Began career on the college level, spending seven seasons (2012-18) at Pitt and UMass.



### ISRAEL WOOLFORK - QUARTERBACKS

- 1<sup>st</sup> season with AZ and 2<sup>nd</sup> NFL season. Spent last season in Cleveland as asst. QBs coach under Drew Petzing.
- Three-year starter at Grand Valley State (2008-12) at WR, earning all-conference honors as a senior and was voted a team captain.

# CARDINALS 2023 DRAFT CLASS HIGHLIGHTS

## ARIZONA SELECTS NINE IN 2023

The Cardinals selected nine players in the 2023 NFL Draft, including seven who are on Arizona's active roster. Two picks - CB Garrett Williams and OL Jon Gaines II - are not on the active roster due to injuries.

### Cardinals 2023 NFL Draft Picks

Rd	Overall	Name	Pos	College
1	6 <sup>th</sup>	Paris Johnson Jr.	OL	Ohio State
2	41 <sup>st</sup>	BJ Ojulari	LB	LSU
3a	72 <sup>nd</sup>	Garrett Williams+	CB	Syracuse
3b	94 <sup>th</sup>	Michael Wilson	WR	Stanford
4	122 <sup>nd</sup>	Jon Gaines II*	OL	UCLA
5a	139 <sup>th</sup>	Clayton Tune	QB	Houston
5b	168 <sup>th</sup>	Owen Pappoe	LB	Auburn
6a	180 <sup>th</sup>	Kei'Trel Clark	CB	Louisville
6b	213 <sup>th</sup>	Dante Stills	DL	West Virginia



+Reserve/NFI \*Injured Reserve

The 2023 NFL Draft marked just the third time in the last 22 years (11 in 2019; 9 in 2013) the Cardinals had at least nine picks in a single draft.

## OL PARIS JOHNSON JR. (ROUND 1)

• **First offensive lineman taken in the draft and the fourth offensive player behind QBs Bryce Young, C.J. Stroud and Anthony Richardson.**

• Taken #6 overall by the Cardinals, **became the highest-drafted offensive lineman out of Ohio State since Orlando Pace was picked #1 overall by the Rams in 1997.**

• **Graduated from Ohio State in less than three years, earning a degree in Journalism.** An All-American on the field, he was also a credentialed member of the media while working for the school newspaper, The Lantern. Johnson has also learned to speak Mandarin Chinese and Portuguese.

• Played in 31 games in three seasons (2020-22) at Ohio State, starting 26 consecutive games over his final two years. He was a 13-game starter at RG in 2021 and started all 13 games at LT in 2022. He played five games at guard as a true freshman.

• **As a junior in 2022, earned unanimous first-team All-American honors.**



## LB BJ OJULARI (ROUND 2)

• Last name pronounced "oh-joo-LARR-ee".

• **Selected nine picks earlier than his brother - Giants LB Azeez Ojulari - was taken by New York in the second round (50<sup>th</sup> overall) of the 2021 NFL Draft. The brothers will face off when Arizona hosts the Giants in Week 2 of the regular season.**

• A first-team All-SEC selection as a junior in 2022, Ojulari started 24-of-34 games played in three seasons (2020-22) at LSU and totaled 129 tackles, 25.0 tackles for loss, 16.5 sacks, two forced fumbles and two passes defended.

• **A permanent captain, was awarded the prestigious #18 jersey for LSU as a junior in 2022.**

• Descendant of Nigerian royalty. His maternal grandfather was Olaniyi Osuntoki, who later changed his name to Prince Twins Seven-Seven (he was the sole survivor of his parents' seven sets of twins). In the late 1890s, Prince Twins Seven-Sevens' grandfather was the King of Ibadan, a city in southwestern Nigeria.



## CB GARRETT WILLIAMS (ROUND 3a)

• Began the 2023 season on Reserve/NFI list.

• Spent four seasons (2019-22) at Syracuse where he appeared in 32 games (28 starts) and had 152 tackles, 9.5 tackles for loss, 2.0 sacks, four INTs (one returned for a TD) and 27 passes defended.

• **A three-time All-ACC selection and Freshman All-American (2020), led the ACC in passes defended in both 2020 and 2021.**

• In 2021, was an All-ACC selection after starting 10 games and totaling 52 tackles, an ACC-leading 10 passes defended and five tackles for loss.

• **During his redshirt freshman season in 2020, recorded his first college INT when he picked off a Trevor Lawrence pass and returned in 39 yards for a TD. It was the first pick-six surrendered by Lawrence.**



## WR MICHAEL WILSON (ROUND 3b)

• Spent five years (2018-22) at Stanford, where he appeared in 39 games (30 starts) and totaled 134 receptions for 1,662 yards (12.4 avg.) and 11 TDs.

• **A two-time honorable-mention All-Pac-12 selection (2020, 2022), was limited to six games played in 2022, but posted 16 receptions for 418 yards and four TDs, averaging career high for receiving yards per game (69.7) and receiving average (16.1).**

• **Four-time member of the Pac-12 All-Academic Honor Roll (2019, 2020, 2021, 2022), graduated from Stanford with a master's degree in Communication and Media Studies in 2022 and a bachelor's degree in Management Science and Engineering, Finance, and Decision in 2021.**

• **In Arizona, is being mentored by passing game coordinator/WRs coach Drew Terrell, who played WR at Stanford from 2009-12.**



## QB CLAYTON TUNE (ROUND 5a)

• **During his five years (2018-22) with the Cougars, was a three-time team captain and played in 47 games (44 starts), completing 956-of-1,497 pass attempts (63.9%) for 11,994 yards and 104 TDs. He also rushed for 1,248 yards and 15 TDs on 412 carries.**

• He left Houston ranked second in school history in career TD passes (104) and TDs responsible for (119), third in completions (956) and fourth in victories (25).

• In his final two years at Houston (2021-22), led the Cougars to a 20-7 record and was named the MVP of the Birmingham Bowl (2021 vs. Auburn) and Offensive MVP of the Independence Bowl (2022 vs. Louisiana).

• **As a junior in 2021, Tune led Houston to a 12-2 record, marking just the third season of 12+ wins in school history.**



## LB OWEN PAPPOE (ROUND 5b)

• **A two-time team captain and 2022 Butkus Award semifinalist, started all 41 games played at Auburn dating back to his true freshman season in 2019.**

• Finished his college career with 256 tackles, 15.0 tackles for loss, 8.0 sacks, two INTs, nine passes defended, three forced fumbles and a fumble recovery.

• **Despite his size (6-0, 225) is an exceptional athlete. Ran the fastest 40-yard dash time (4.39 seconds) of all linebackers at the 2023 NFL Combine. In fact, the only LB in Combine history to run the 40-yard dash faster was Shaq Griffin (4.38) in 2018.**

• **Graduated from Auburn in December of 2022 with a bachelor's degree in Exercise Science.**



## CB KEI'TREL CLARK (ROUND 6a)

• After spending his freshman season (2018) at Liberty University, **played his final three seasons (2020-22) at Louisville where he was a two-time All-ACC selection who started 28-of-31 games played and recorded 127 tackles, five INTs (one returned for a TD), 28 passes defended, 9.5 tackles for loss, a sack and two fumble recoveries (one returned for a TD).**

• **Scored TDs on both takeaways in 2022. Clark had his first college TD on a 59-yard fumble return vs. Pittsburgh. The following week vs. Wake Forest, he returned an INT 46 yards for a TD.**



## DL DANTE STILL (ROUND 6b)

• In his five years (2018-22) with the Mountaineers, started 26-of-58 games played and totaled 138 tackles, 52.5 tackles for loss, 23.5 sacks, an INT, five passes defended, six forced fumbles, two fumble recoveries and two blocked kicks.

### Stills West Virginia Highlights:

- **Played school-record 58 career games (36 starts)**
- **Set school career record in tackles for loss (52.5)**
- **Ranks #4 in school history in career sacks (23.5)**



## CARDINALS HAVE NEW UNIFORMS IN 2023



In April, the Cardinals unveiled new uniforms that the team will wear this season.

The new uniforms were designed in collaboration with Nike in a process that spanned over three years. It began in late 2019 before being interrupted by COVID-19 a short time later and then re-starting. The end result is a product that is world-class in terms of both performance and aesthetics.

The Nike Vapor Field Utility Special Edition (F.U.S.E.) uniforms combine leading edge fabric technology with a precision fit. The stretch woven body fabric of Nike Vapor F.U.S.E. is made with at least 85% recycled nylon. Lightweight with superior breathability and mobility, it is also the first football uniform to meet Nike Dri-FIT standards for thermal regulation and airflow.

In terms of appearance, the sleek, new Cardinals uniforms feature three different styles:

### HOME UNIFORM

The team's home uniform consists of red jerseys with matching red pants. The jersey features white, perforated twill numbers accented by silver, kiss cut framis material.


Sewn-in twill lettering spells out the "Arizona" wordmark that spans the front and a white thermoplastic polyurethane (TPU) Cardinals birdhead adorns the upper back. Embroidered in white lettering on the inside back of the red jersey's neckline is the phrase "Protect the Nest."



### ALTERNATE BLACK UNIFORM

Also unveiled were the team's alternate uniforms that closely resemble the design of the road ones except that they are black from head to toe rather than white.

Like the white road uniform, the alternate black one also features red perforated numerals - though outlined in silver material - and its sleeves are also adorned with the same red and silver stripes and Cardinals wordmark. Similarly the black pants feature red and silver framis stripes down each side, identical to the white ones.



### AWAY UNIFORM

On the road, the Cardinals will sport an all-white look from head to toe. Red perforated twill numerals outlined in black pop from the white jersey. In an homage to past Cardinals uniforms, its sleeves feature a pair of red framis stripes surrounding a single silver one with the Cardinals wordmark printed on it.

The upper back of the jersey features a three-color TPU Cardinals birdhead while the inner back neckline is embroidered with "Bird Gang" in red. The uniform's all-white pants are interrupted only by red and silver framis stripes down each side that mimic the stripes on the jersey's sleeves.



### HELMET RE-DESIGN

Capping off the new look for the Cardinals is a re-designed helmet. Its white shell gets a subtle silver sparkle from Large Texas Flakes. This complements a new silver facemask that replaces the previous gray one. The helmets front and rear "bumpers" feature rubberized, 3-D Cardinals wordmarks in red.

The Cardinals logo on each side of the helmet is now larger and updated with digital shading and a metallic sheen. The white helmet accompanies the home and road uniforms while a black helmet is paired with the alternate black uniform.



## ELEVATING A FRANCHISE

Owner **Michael Bidwill** has been steering the Cardinals organization for nearly two decades. His leadership during that time has been instrumental in transforming the franchise both on and off the field.

### Highlights of Bidwill's tenure:

- Michael continues a tradition of Bidwill ownership of the Cardinals that dates back to his grandfather, Hall of Famer Charles Bidwill, who purchased the team in 1933.
- Of the franchise's seven all-time postseason wins, five have come during Michael's tenure leading the organization. Arizona has played in 10 postseason contests over the last 16 seasons, after having appeared in just seven total playoff games prior.
- Arizona has appeared in the NFC Championship Game twice since 2008 including a victory in the 2008 conference title game that led to the franchise's first-ever Super Bowl appearance (Super Bowl XLIII).
- With an 11-6 record in 2021, the Cardinals reached 11+ wins in a season for the sixth time in franchise history. Three of those six 11-win campaigns came with Michael leading the team: 13 in 2015, 11 in 2014, 11 in 2021.
- Among Bidwill's most substantial accomplishments with the Cardinals is the creation of State Farm Stadium. The world-class venue has not only been critical for the franchise but has also resulted in over \$5 billion in economic impact for the state of Arizona.
- On February 12, 2023, State Farm Stadium hosted its third Super Bowl when a record 115 million viewers watched Super Bowl LVII. State Farm Stadium also hosted Super Bowls XLII (following 2007 season) and XLIX (following 2014 season).
- In addition to his role in helping Arizona land three Super Bowls, Michael was also instrumental in getting the 2015 Pro Bowl moved to State Farm Stadium; played a week before Super Bowl XLIX, the two events combined to deliver a record economic impact of \$720 million to the region.
- Since State Farm Stadium opened in 2006, the Cardinals have sold out 166 games at the venue (every non-pandemic game played there).
- In 2022, the Cardinals made their first-ever appearance on *Hard Knocks*, television's most acclaimed sports reality franchise. Arizona was the second team to be featured on *Hard Knocks In Season*, which documented the second half of the Cardinals 2022 campaign in real time.
- In January of 2016, the National Football Foundation (NFF) and College Hall of Fame inducted Bidwill and Governor Doug Ducey into the NFF Leadership Hall of Fame.



### Cardinals Under Michael Bidwill (2007-Present)

Statistic	Totals
Postseason Record	5-5
Regular Season Home Record	70-58-2
Postseason Home Record	4-0
Overall Home Record (RS + Postseason)	74-58-2
Seasons with .500 Record or Better	10
Seasons with 10+ Wins	5
Postseason Berths	5
Best Regular Season Record	13-3
Division Titles	3
Conference Championship Games	2
Super Bowl Appearances	1

## GAUTIER IS 6TH BIDWILL FELLOWSHIP HIRE

In March, the Cardinals announced the addition of Blaine Gautier (GO-chay) to the coaching staff as the newest participant in the **Bill Bidwill Coaching Fellowship** program.

**ABOUT THE BILL BIDWILL COACHING FELLOWSHIP:** The Cardinals established the *Bill Bidwill Coaching Fellowship* prior to the 2015 season. Gautier is the sixth individual to participate in the program, which is designed to increase diversity and create additional opportunities for coaching experience at the highest level. The three most recent participants advanced from the fellowship to full-time assistant coach positions – two on the Cardinals coaching staff and one - Jordan Hogan - is a member of the 49ers staff.

Long-time Cardinals owner **Bill Bidwill**, who passed away in 2019, was at the forefront of providing opportunities to individuals regardless of race or gender. In 2010, he was honored with the Fritz Pollard Alliance's Paul "Tank" Younger Award for promoting diversity in the NFL. In 1978, Adele Harris became the first African American female executive in the NFL when she was hired as the Cardinals director of community relations. In 1981, Bidwill hired attorney Bob Wallace, making him the first African American to handle contract negotiations for an NFL club. In 2004, the Cardinals became the first NFL team to have an African American general manager/head coach duo in Graves and Dennis Green.

## 18TH SEASON AT STATE FARM STADIUM

The Cardinals are in their 18<sup>th</sup> regular season at State Farm Stadium. Arizona earned its first home win of the 2023 season with their 28-16 victory over the Dallas Cowboys in Week 3. This week, the Cardinals are back home to host the Cincinnati Bengals.

### A LOOK AT CARDINALS OPPONENTS AT STATE FARM STADIUM IN 2023

- Of the Cardinals eight home games at State Farm Stadium, six come vs. teams that made the playoffs last season.
- The eight teams posted a combined 77-57 (.574) record last season.
- Of the seven teams to win 12+ games in 2022, four will visit State Farm Stadium during the 2023 season.



### Cardinals Remaining Home Games at State Farm Stadium (2023)

Week	Opponent	2022 Highlights
5	Cincinnati	12-4 record; AFC North title; AFC Championship berth
8	Baltimore	10-7 record; earned Wild Card berth
10	Atlanta	7-10 record
12	L.A. Rams	5-12 record
15	San Francisco	13-4 record; NFC West title; NFC Championship berth
18	Seattle	9-8 record; earned Wild Card berth

### A LOOK AT CARDS SUCCESS IN FIRST 17+ SEASONS AT STATE FARM STADIUM

Arizona has had significant success since moving into State Farm Stadium in 2006, including some of the best seasons in franchise history. Below is a look at the Cardinals results in their first 17+ years at State Farm Stadium compared to 18 seasons at Sun Devil Stadium.

Overall Comparison	17+ seasons at State Farm Stadium	18 seasons at Sun Devil Stadium
Sellouts	166 (excluding 2020)	12
Regular Season Home Record	73-64-2	64-80
Home Win %	.532	.444
Postseason Record	5-4	1-1
Postseason Home Record	4-0	0-0
Postseason Berths	5	1
Division Titles	3	0
Conference Championship Games	2	0
Super Bowl Appearances	1	0

### IT GETS LOUD IN THERE

**Dating back to the inaugural year at the venue in 2006, Cardinals opponents have accumulated 213 accepted false start penalties in the regular season.** That is the most for any home team in the NFL during that span.



### NFL Leaders

Rnk	Home Team	FS	Stadium
1	Cardinals	213	State Farm Stadium
2	Seahawks	205	Lumen Field
3	Titans	198	Nissan Stadium
4	Eagles	184	Lincoln Financial Field
5	Broncos	176	Empower Field at Mile High

## BETMGM SPORTSBOOK AT STATE FARM STADIUM

Last year, the Cardinals and BetMGM debuted the first sportsbook at an NFL stadium. The BetMGM Sportsbook at State Farm Stadium is a two-story, 17,000-square-foot entertainment destination featuring state-of-the-art sports wagering amenities, concert-hosting facilities, a gourmet grille and bar and a variety of screens to watch games.


"We are proud and thrilled to be the NFL's first team to offer its fans this type of unprecedented amenity and innovative experience," Cardinals owner **Michael Bidwill** said at the opening. "The BetMGM Sportsbook at State Farm Stadium gives us a chance to engage current and potential fans on a year-round basis in a fun, entertaining and responsible way."



Located on The Great Lawn, the BetMGM Sportsbook at State Farm Stadium operates on both event and non-event days, offering guests a massive 265-square-foot video wall, 38 TVs and indoor-and-outdoor dining options.

Throughout the year, the BetMGM Sportsbook at State Farm Stadium serves as an outdoor music and comedy concert amphitheater, hosting events for audiences gathered on The Great Lawn.

## ZACH ERTZ - AT A GLANCE



- Selected by Philadelphia in the second round (35<sup>th</sup> overall) of the 2013 NFL Draft, Ertz was acquired by Arizona in a trade with the Eagles in Week 6 of the 2021 season.
- A three-time Pro Bowl selection (2017-19), has appeared in 148 games (110 starts) during the regular season with 702 receptions for 7,383 yards and 45 TDs. Also has 12 games with 100+ receiving yards.
- In eight career playoff games (six starts), has 36 receptions for 381 yards and two TDs.
- Caught game-winning TD in Super Bowl LII that gave the Eagles a 38-33 lead with just over two minutes left in regulation.
- In just 25 games with the Cardinals, already ranks fourth in franchise history in receptions (123) and sixth in receiving yards (1,113) among TEs.

### NFL LEADER

- Dating back to his first season in 2013, ranks second in receptions (702) and receiving yards (7,383) and fourth in TD receptions (45) and 100-yard receiving games (12) among TEs.

### NFL HISTORY

- His 702 receptions rank eighth in NFL history among TEs. From 2013-22, his 682 receptions were the fourth-highest total in NFL history by a TE through his first 10 seasons trailing only Travis Kelce (814), Jason Witten (806) and Tony Gonzalez (721).
- In NFL history, the only TEs to reach 700 receptions in fewer games than Ertz (148) were Travis Kelce (126) and Jason Witten (145).
- Set the NFL single-season record for receptions by a TE with 116 catches in 2018, surpassing the mark of Jason Witten (110 in 2012).
- Playing his first game with Arizona in Week 7 vs. Houston, caught a 47-yard TD reception. Combined with his five-yard TD catch in Week 6 in his final game with Philly, became the first player in NFL history with a TD reception in back-to-back games in a season for two different teams.
- Ertz (6) joins Tony Gonzalez (14), Jason Witten (9), Travis Kelce (8) and Antonio Gates (6) as the only TEs in NFL history with at least six seasons of 70+ receptions.
- Ertz (7) joins Tony Gonzalez (14), Jason Witten (12), Antonio Gates (10), Shannon Sharpe (9) and Travis Kelce (9) as the only TEs in NFL history with at least seven seasons of 700+ receiving yards.

## AMONG NFL'S MOST PROLIFIC TIGHT ENDS

Since entering the NFL as a second round (35<sup>th</sup> overall) pick by the Eagles in the 2013 NFL Draft, Ertz has developed into one of the most prolific TEs in NFL history.

Below is a look at some of his achievements from his first 10 NFL seasons.

### SIX SEASONS WITH 70+ RECEPTIONS

**Ertz is one of just five TEs in NFL history to have at least six seasons of 70+ receptions in their career.**

### NFL History – Seasons w/ 70+ Receptions by TE

Rnk	Player (Years)	70+
1	Tony Gonzalez (1997-2013)	14
2	Jason Witten (2003-20)	9
3	Travis Kelce (2013-)	8
4t	Zach Ertz (2013-)	6
4t	Antonio Gates (2003-18)	6

**Ertz (6) joins Kelce (8), Gonzalez (7) and Witten (7) as the only TEs in NFL history with 70+ catches at least six times in their first 10 seasons.**

### SEVEN SEASONS WITH 700+ RECEIVING YARDS

**Ertz is one of just six TEs in NFL history to have at least seven seasons of 700+ receiving yards in their career.**

### NFL History – Seasons w/ 700+ Receiving Yards by TE (All-Time)

Rnk	Player (Years)	700+
1	Tony Gonzalez (1997-2013)	14
2	Jason Witten (2003-20)	12
3	Antonio Gates (2003-18)	10
4t	Shannon Sharpe (1990-2003)	9
4t	Travis Kelce (2013-)	9
6	Zach Ertz (2013-)	7

**Ertz (7) joins Kelce (9), Witten (9), Gates (8), and Gonzalez (8) as the only TEs in NFL history with 700+ receiving yards at least seven times in their first 10 seasons.**



## A SEASON OF MILESTONES IN 2022

TE Zach Ertz was among the Cardinals top offensive weapons in 11 games with the team in 2021 - after he was acquired in an October trade with the Philadelphia Eagles.

**He was even better in 2022 before a knee injury cut his season short after 10 games. At the time of his injury, Ertz ranked second in the NFL among TEs with 47 receptions.**



### NFL Tight End Leaders - Receptions (Thru Week 10)

Rnk	Player (Team)	Rec
1	Travis Kelce (KC)	63
2	Zach Ertz (AZ)	47
3	Tyler Higbee (LAR)	44
4	Dallas Goedert (Phi)	43
5t	Mark Andrews (Bal)	42
5t	T.J. Hockenson (Min)	42

The 2022 season was one of many milestones for Ertz.

**Week 3 vs. the Rams: Became the third-youngest TE in NFL history to reach 650 career receptions.**

### NFL History – Youngest TEs to 650 Receptions

Rnk	Player (Years)	Age
1	Jason Witten (2003-11)	29 years, 170 days
2	Tony Gonzalez (1997-06)	30 years, 195 days
3	Zach Ertz (2013-22)	31 years, 319 days
4	Travis Kelce (2013-21)	32 years, 12 days
5	Antonio Gates (2003-13)	33 years, 89 days

**Only two TEs in NFL history reached 650 receptions in fewer games.**

### NFL History – Fewest Games to 650 Receptions (TE)

Rnk	Player (Years)	Games
1	Travis Kelce (2013-21)	117
2	Jason Witten (2003-11)	133
3	Zach Ertz (2013-22)	137
4	Tony Gonzalez (1997-06)	144
5	Antonio Gates (2003-13)	149

**Week 4 at Carolina: Joined Kansas City's Travis Kelce as the only active TEs at the time with 7,000+ career receiving yards.**

### Active NFL Leaders - Receiving Yards (Tight End)

Rnk	Player (Team)	Yds
1	Travis Kelce (KC)	10,370
2	Jimmy Graham (NO)	8,506
3	Zach Ertz (AZ)	7,324
4	George Kittle (SF)	5,303
5	Mercedes Lewis (Chi)	5,084

**Week 5 vs. Philadelphia: Playing against his former team, passed Hall of Famer Ozzie Newsome (662) for eighth place on the NFL's all-time list for career receptions by a TE.**

### NFL History - Receptions by Tight End (Career)

Rnk	Player (Years)	Rec	To Pass
1	Tony Gonzalez (1997-13)	1,325	624
2	Jason Witten (2003-20)	1,228	527
3	Antonio Gates (2003-18)	955	264
4	Travis Kelce (2013-)	831	130
5	Shannon Sharpe (1990-03)	815	114
6	Greg Olsen (2007-20)	742	41
7	Jimmy Graham (2010-)	714	13
8	Zach Ertz (2013-)	702	-
9	Ozzie Newsome (1978-90)	662	-
10	Rob Gronkowski (2010-21)	621	-

### A CATCH VS. ALL 32 TEAMS

After catching six passes vs. the Eagles in Week 5 last season, Ertz has at least one reception vs. all 32 NFL franchises. He joins LAC's Gerald Everett as the only active TE to accomplish the feat.

## ERTZ MAKING FAST RISE UP CARDS ALL-TIME LISTS

**Despite having played just 25 games with the Cardinals the past three seasons, Ertz already ranks fourth in franchise history in receptions (123) and sixth in receiving yards (1,116) among TEs.**

### Franchise Record – Receptions by TE (Career)

Rnk	Player (Years)	Rec	Gms
1	Jackie Smith (1963-77)	480	198
2	Doug Marsh (1980-86)	167	92
3	Freddie Jones (2002-04)	144	48
4	Zach Ertz (2021-)	123	25
5	Rob Awalt (1987-89)	114	44
6	Rob Housler (2011-14)	105	55

### Franchise Record – Receiving Yards by TE (Career)

Rnk	Player (Year)	Yds	Gms
1	Jackie Smith (1963-77)	7,918	198
2	Doug Marsh (1980-86)	2,140	92
3	Rob Awalt (1987-89)	1,340	44
4	Freddie Jones (2002-04)	1,301	48
5	Rob Housler (2011-14)	1,133	55
6	Zach Ertz (2021-)	1,116	25
7	Jay Novacek (1985-89)	1,054	63
8	Jermaine Gresham (2015-18)	1,030	58
9	J.V. Cain (1974-77)	1,014	55
10	Greg LaFleur (1981-86)	673	77



## JAMES CONNER - AT A GLANCE



- Signed a one-year contract with the Cardinals on 4/13/21 as an unrestricted free agent following four seasons (2017-20) with Pittsburgh. Re-signed with Arizona in March of 2022, agreeing to a three-year contract.

- He is a two-time Pro Bowl selection (2018, '21), two-time Player of the Week (Week 8 of 2018; Week 8 of 2019) and one-time Player of the Month (October of 2018) selection.

### CARDINALS HIGHLIGHTS

- Earned Pro Bowl honors for the second time in his career during his first season with Arizona in 2021, becoming just the fifth Cardinals RB to be named to the Pro Bowl during his first season with the team: Ollie Matson (1952), Johnny Roland (1966), Ottis Anderson (1979) and Johnny Johnson (1990).

- Has scored 28 TDs in his first 32 games with Arizona. In franchise history only RB David Johnson (33) had more TDs in his first 32 games with the team. Conner's 28 TDs rank second in the NFL (Austin Ekeler - 39) from 2021-23. His 24 rushing TDs through 32 games as a Cardinal are tied with Johnson for the second-most in franchise history in a player's first 32 games with the team (Ernie Nevers - 26).

- Finished the 2022 season with 1,082 scrimmage yards and eight TDs in 13 games. It marked his second consecutive season with 1,000+ scrimmage yards in Arizona, after posting just one 1,000-yard campaign in four years with Pittsburgh.

- In 2022 had a streak of six consecutive games with a TD (Games 10-15), tying the third longest streak in team history. In the Cardinals first 101 seasons (1920-20) as an NFL franchise, a player had a streak of six consecutive games with a TD in a single season just twice. Conner has had a streak of 6+ games in each of the last two seasons.

- Rushed for two TDs in a Week 10 win at the Los Angeles Rams in 2022, marking the 13th game of his career with two-or-more TDs. Since entering the NFL in 2017, his 13 games with two-or-more TDs is tied for the sixth-most league-wide among RBs.

- Earned Pro Bowl honors in 2021 after playing in 15 games (six starts) during the regular season, finishing the year with 752 yards and 15 rushing TDs on 202 rushing attempts while adding 37 receptions for 375 yards and three TDs. Also scored the Cardinals lone TD in the Wild Card matchup.

- His 18 total TDs in 2021 marked the second-highest single-season total in Cardinals history and ranked third in the NFL that year. His 15 rushing TDs also represented the second-highest single-season total in team annals and ranked second in the NFL.

- All 18 of his TDs during the 2021 regular season came in his final 13 games played. Had six games with multiple TDs in '21, joining RB David Johnson (8 in 2016) as the only players in franchise history to have at least six such performances in a single season.

- Had at least one TD (rushing or receiving) in seven consecutive games (Games 7-13) in 2021, tied for the longest streak in franchise history. Included in that stretch was a streak of five straight games with a rushing TD, tying the longest such streak in team history.

### CAREER/PERSONAL HIGHLIGHTS

- Earned his first career Pro Bowl selection with the Steelers in 2018, when he rushed for 12 TDs (third in the NFL) and 973 yards on 215 carries (4.5 avg.) while catching 55 passes for 497 yards a TD in just 13 games.

- With the Steelers, appeared in 50 games (33 starts) and ran for 2,302 yards and 22 TDs on 532 carries (4.3-yard avg.) along with 124 receptions for 963 yards and four TDs.

- After tearing his MCL during the first game of his junior year at the University of Pittsburgh (2015), attended rehab and began experiencing excessive fatigue and other concerning symptoms, leading doctors to perform a chest X-ray that revealed Hodgkin's Lymphoma. He endured 12 rounds of chemotherapy and completed his last chemo appointment on May 9, 2016. On May 23, 2016, he announced that he was cancer free.

- The doctor who treated Conner, Dr. Stanley Marks, started the Stanley M. Marks Blood Cancer Research Fund and at his annual fundraiser gives out the "James Conner Courage Award." Conner was on hand in 2022 to present the award to Carrie Richards, one of the nurses who helped in his treatment and later went through the same diagnosis.

- Played in 39 games in four seasons at Pitt (2013-16), and left ranked second in school history in rushing yards (3,733), total TDs (56) and rushing TDs (52), trailing only Tony Dorsett in all three.

## #6 EXCEEDS 1,000 FOR SECOND STRAIGHT YEAR

**RB James Conner finished the 2022 season with 1,082 scrimmage yards in 13 games played.**

**After posting 1,000+ scrimmage yards just once in his first four NFL seasons (2017-20) with Pittsburgh, Conner surpassed 1,000 scrimmage yards in both seasons with the Cardinals (1,127 in 2021).**

Conner rushed for 782 yards and seven TDs on 183 carries (4.3 avg.) in 2022. His 782 rushing yards were the second-best single-season total of his career (973 in 2018).

### **A STRONG FINISH IN 2022**

**Conner had his six best rushing yardage totals of the season in his last seven games played.**

**In that seven-game stretch, Conner rushed for 537 yards and six TDs on 122 carries (4.4 avg.).**

**After posting 75+ rushing yards just twice in his first 23 games with the Cardinals, Conner had 75+ rushing yards in four of his last five games played in 2022.**

**In Week 12 vs. LAC, he rushed for 120 yards on 25 carries (4.8 avg.), his first 100-yard outing as a member of the Cardinals. His second 100-yard outing with the team came vs. NYG in Week 2 of 2023 as he totaled 106 yards and 1 TD on 23 carries.**



## CONNER UPS THE SCORING IN ARIZONA

After scoring one TD in his first six games played last season, RB James Conner had seven TDs in his last seven games played in 2022. He has two TDs in his first four games in 2023.

**Since joining Arizona in 2021, Conner has 28 TDs. Only Chargers RB Austin Ekeler (39) has more scrimmage TDs over the last three seasons (2021-23).**

### **NFL Leaders - Total Scrimmage TDs (2021-)**

Rnk	Player (Team)	TDs	Rush	Rec
1	RB Austin Ekeler (LAC)	39	26	13
2t	<b>RB James Conner (AZ)</b>	<b>28</b>	<b>24</b>	<b>4</b>
2t	WR Davante Adams (GB/LV)	28	0	28
4t	QB Jalen Hurts (Phi)	26	26	0
4t	RB Joe Mixon (Cin)	26	21	5

### **28 TOUCHDOWNS IN 32 GAMES WITH ARIZONA**

**Conner has 28 total TDs in 32 regular season games with the Cardinals. That is the second-most in franchise history in a player's first 32 games with the team.**

### **Franchise Record - Scrimmage TDs in 1<sup>st</sup> 32 Games w/ Team**

Rnk	Player (Years)	TDs
1	RB David Johnson (2015-16)	33
2	<b>RB James Conner (2021-)</b>	<b>28</b>
3t	HB Ernie Nevers (1929-31)	26
4	RB Donny Anderson (1972-74)	23
5	HB John David Crow (1958-61)	21

Conner has 24 rushing TDs and four receiving TDs since joining the Cardinals in 2021. **His 24 rushing TDs are the second-most in franchise history in a player's first 32 games with the team.**

### **Franchise Record - Rushing TDs in 1<sup>st</sup> 32 Games w/ Team**

Rnk	Player (Years)	TDs
1	Ernie Nevers (1929-31)	26
2t	<b>James Conner (2021-)</b>	<b>24</b>
2t	David Johnson (2015-16)	24
4t	Kenyan Drake (2019-20)	18
4t	Tim Hightower (2008-09)	18

### **CONNER GOES STREAKING - AGAIN**

Conner had at least one TD (rushing or receiving) in six consecutive games (Games 10-15) in 2022. **In the Cardinals first 101 seasons (1920-2020) as an NFL franchise, a player had a streak of six consecutive games with a TD in a single season just twice. Conner has had a streak of 6+ games in each of the last two seasons.**

### **Franchise Record - Consecutive Games w/ TD**

Rnk	Player (Year)	Gms	Game #s
1t	<b>James Conner (2021)</b>	<b>7</b>	<b>Games 7-13</b>
1t	John David Crow (1959-60)	7	Games 11-12 in '59; Games 1-5 in '60
3t	<b>James Conner (2022)</b>	<b>6</b>	<b>Games 10-15</b>
3t	Anquan Boldin (2008)	6	Games 2-4; 7-9
5t	16 times	5	

### **SIX GAMES WITH MORE THAN ONE**

**Despite having played just 32 games with Arizona, only four players in franchise history have more games with multiple rushing TDs than Conner (6).**

### **Franchise Record - Games w/ 2+ Rushing TDs (Career)**

Rnk	Player (Years)	Gms	Gms Played
1	David Johnson (2015-19)	8	62
2t	Stump Mitchell (1981-89)	7	116
2t	Johnny Roland (1966-72)	7	96
2t	Ernie Nevers (1929-31)	7	31
5t	<b>James Conner (2021-)</b>	<b>6</b>	<b>32</b>
5t	Ottis Anderson (1979-86)	6	99
5t	John David Crow (1958-64)	6	69





## ANOTHER LONG TD FOR RONDALE

Entering Arizona's Week 3 matchup vs. Dallas, WR **Rondale Moore** had two career TDs - on receptions that covered 77 and 38 yards. **He now has a third long-distance TD on his resume, this one coming on the ground. Early in the second quarter vs. the Cowboys, Moore gave Arizona a 15-3 lead with a 45-yard TD run.**

**In addition to being the first rushing TD of his career, it was also the fourth-longest rush by a WR in franchise history and just the second carry of 45+ yards by a Cards WR in the last 42 seasons.**

Franchise History – Longest Run by WR

Rnk	Player	Dist	Opponent
1t	J.J. Nelson	56	12/11/16 @ Mia
1t	Bobby Joe Conrad	56	9/27/59 vs. Was
3	John Gilliam	48	11/16/70 @ Dal
<b>4</b>	<b>Rondale Moore</b>	<b>45</b>	<b>9/24/23 vs. Dal</b>
5	Roy Green	44	12/6/81 vs. NO

**Moore's three career TDs have all gone for 35+ yards and covered 160 total yards (53.3-yard average).**

Moore Career TDs

Opponent	Distance	Type
9/24/23 vs. Dallas	45 yards	Rushing
10/30/22 @ Minnesota	38 yards	Receiving
9/19/21 vs. Minnesota	77 yards	Receiving

**Moore finished the day with four receptions for eight yards and three carries for 54 yards and a TD. His four catches gave him 103 catches in 25 career games, joining Anquan Boldin (16 games), Christian Kirk (22 games) and Larry Fitzgerald (23 games) as just one of four Cardinals since at least 1970 to reach 100 career receptions in 25 career games or fewer.**

Franchise History – Fewest Games to 100 Receptions (Since 1970)

Rnk	Player (Years)	Games
1	Anquan Boldin (2003)	16
2	Christian Kirk (2018-19)	22
3	Larry Fitzgerald (2004-05)	23
<b>4</b>	<b>Rondale Moore (2021-23)</b>	<b>25</b>
5t	David Johnson (2015-16)	28
5t	John Brown (2014-15)	28
5t	Frank Sanders (1995-96)	28



## MOORE STAYS HOT

Second-year WR **Rondale Moore** struggled with injuries during the 2022 season, but performed at a high level in the eight games he did appear in.

**In eight games played last year, Moore totaled 41 receptions for 414 yards and a TD.**

**In his final three full games played in 2022, Moore had 24 receptions for 255 yards and a TD.**

**• Of his 3 career outings with 90+ receiving yards, 2 came in those last 3 games: 92 @ Min & 94 @ LAR**

**• Of his 6 career outings with 7+ receptions, 3 came in those last 3 games: 7 @ Min; 8 vs. Sea; 9 @ LAR**

**• In his first 18 career games Moore had 60+ receiving yards 3 times; he had 60+ in each of the last 3 full games he played in 2022**

Moore's last full game played in 2022 was the Week 10 win over the Rams in Los Angeles when he finished with nine receptions for 94 yards. Of those 94 yards, 26 came on a spectacular one-handed catch along the sideline on a 4<sup>th</sup>-in-3, extending a drive that resulted in a TD two plays later.



## MCBRIDE FLASHES IN ROOKIE CAMPAIGN

Cardinals TE **Trey McBride** saw his production increase significantly in the latter part his rookie season in 2022.

The 2021 John Mackey Award winner **had four receptions for 38 yards in his first nine games played in 2022. In his last seven games in '22, McBride hauled in 25 passes for 227 yards and a TD. He had at least three receptions in five of the last six games.**

In 2022, McBride had:

**• His best game of the season in Week 17 at At! when he hauled in his first TD and set season highs in receptions (7) and receiving yards (78).**

**• More receptions in his last four games (17) than he had in his first 12 (12).**

**• Over twice as many receiving yards in the last four games (191) as he had in the first 12 (74).**



## HOLLYWOOD LEADS THE WAY

Acquired via trade during the first round of the 2022 NFL Draft, WR **Marquise Brown** played 12 games (10 starts) in his first season with the Cardinals and led the team in receptions (67) and ranked second in receiving yards (709) while adding three TD catches. **Through Week 4 in 2023, Brown leads the team in receptions (21), receiving yards (239) and TD catches (2).**

Brown was off to the best start of his career in 2022 missing five games due to injury. **In his first six games played prior to the injury, Brown led the team in receptions (43), receiving yards (485) and TD receptions (3).**

**Only two players in franchise history had more receptions through the first six games of a season than Brown had in 2022 (43).**

Franchise Record

Receptions Thru 1<sup>st</sup> 6 Games (Season)

Rnk	Player (Year)	Rec
1t	DeAndre Hopkins (2020)	47
1t	J.T. Smith (1989)	47
<b>3t</b>	<b>Marquise Brown (2022)</b>	<b>43</b>
3t	Larry Fitzgerald (2015)	43
3t	Larry Centers (1996)	43

**At the time of his injury, Brown's 43 receptions ranked fifth in the NFL and his 485 receiving yards ranked seventh.**

**In Week 3 vs. the Rams in 2022, Brown had a career-high 14 receptions for 140 yards. In addition to setting a career high for the fourth year pro, it also tied for the second-highest single-game total in franchise history.**

Franchise Record – Receptions (Single-Game)

Rnk	Player	Rec	Opponent
1	Sonny Randle	16	11/4/62 at NYG
<b>2t</b>	<b>Marquise Brown</b>	<b>14</b>	<b>9/25/22 vs. LAR</b>
2t	DeAndre Hopkins	14	9/13/20 at SF
2t	Anquan Boldin	14	9/23/07 at Bal
5t	7 times	13	Last - Larry Fitzgerald, 9/25/17 vs. Dal



## AZ FEATURES A DEEP THREAT IN BROWN

On the first day of the 2022 NFL Draft, the Cardinals sent their first-round pick (#23 overall) to the Baltimore Ravens in exchange for WR **Marquise "Hollywood" Brown** and the Ravens '22 third-round pick (#100 overall).

Baltimore's first round pick (25<sup>th</sup> overall) in the 2019 NFL Draft, **Brown has 283 receptions for 3,309 yards and 26 TDs in 62 games (55 starts) in his career. His 26 TDs are the 3rd-most among 2019 draft picks.**

**Since he entered the league in 2019, only five players in the NFL have more TD receptions of 20+ yards than Brown (13). Only six have more TD catches of 40+ yards than Brown (7).**

NFL Leaders  
TD Catches of 20+ Yds (2019-)

Rnk	Player (Team)	TDs
1	Tyreek Hill (Mia)	22
2	A.J. Brown (Phi)	19
3t	Mike Evans (TB)	18
3t	Davante Adams (LV)	18
5	Tyler Lockett (Sea)	15
<b>6t</b>	<b>Marquise Brown (AZ)</b>	<b>13</b>
6t	Stefon Diggs	13
7t	7 Players Tied	12

NFL Leaders  
TD Catches of 40+ Yds (2019-)

Rnk	Player (Team)	TDs
1	Tyreek Hill (Mia)	16
2	A.J. Brown (Phi)	11
3	Stefon Diggs (Buf)	9
4t	Tyler Lockett (Sea)	8
4t	Ja'Marr Chase (Cin)	8
4t	Mike Williams (LAC)	8
<b>7t</b>	<b>Marquise Brown (AZ)</b>	<b>7*</b>

\*Tied with 3 Other Players



## THE RELATIONSHIP RUNS DEEP

WR **Marquise Brown** received his nickname "Hollywood" during his time at the University of Oklahoma. It was with the Sooners that Brown met - and became best friends with - Cardinals QB **Kyler Murray**.

**Brown and Murray played together with the Sooners for two seasons (2017-18), including in 2018 when Brown had 75 receptions for 1,318 yards and 10 TDs. That season, Brown led the nation in receptions of 40+ yards (11), 50+ yards (7) and 60+ yards (4) and Murray won the Heisman Trophy.**

They were both selected in the first round of the 2019 NFL Draft - Murray #1 overall to Arizona and Brown #25 overall to Baltimore. Even though they were not playing together, the two continued to work out together in the offseason.

"In college you go through more with your quarterback than in the NFL," Brown said of the tight bond. "Me and Kyler, we got in together, we were on the 'B' squad against the starting defense (at Oklahoma) to all the way to both of us playing."



## MATT PRATER - AT A GLANCE



- A two-time Pro Bowl selection (2013; 2016), Prater joined the Cardinals in 2021 after 14 seasons with the Lions (2014-20), Broncos (2007-13) and Falcons (2007).
- Has made 382-of-458 FG attempts (83.4%) and 560-of-575 PATs (97.4%) in his 237 career games after entering the league as an undrafted rookie free agent with Detroit in 2006.
- Leads all active NFL players with 1,706 career points. In 2023, became just the 19th player in NFL history – and the only active player – to reach 1,700 career points.
- Holds NFL records for most PATs in a single season (75), career FGs of 50+ yards (73), consecutive made FGs of 50+ yards (14), consecutive FG conversions of 55+ yards (seven) and previously held the league record for the longest FG made (64 yards). Prater (3) joins Brett Maher (3) as the only players in NFL history with multiple made FGs of 62+ yards.
- Has made 73-of-98 FG attempts from 50+ yards and his 74.5% success rate is the best in NFL history (min. 40 attempts). His seven career FGs of 59+ yards are the most in NFL history as are his nine seasons with at least five made FGs of 50+ yards.
- In just 34 games played in three seasons (2021-23) with Arizona, ranks second in franchise history with 14 made FGs of 50+ yards - trailing only Neil Rackers (16 in 100 games played).
- In Cardinals history, a player has had at least five made FGs of 50+ yards in a season four times, and Prater is responsible for two of those campaigns (7 in 2021; 5 in 2022).

• In his first season with Arizona in 2021, established a franchise record and tied his career high with seven made FGs of 50+ yards during the regular season, including a franchise record 62-yarder in Week 2 vs. Minnesota (tied his own record Week 3 of 2023 vs. Dallas). In the Wild Card matchup vs. the Rams, connected on the longest FG (55 yards) in franchise postseason history.

• Ended the 2021 season with 137 total points (30 FG, 47 PAT), the second-highest single-season total in franchise history. It was his 11th career season with 100+ points, the most among active players.

• Holds the franchise record for longest FG with Arizona (62 yards, twice), Denver (64) and Detroit (59, twice).

• Has connected on all 16 game-winning FG attempts with two minutes or less remaining in the fourth quarter and OT (11-of-11 in regulation and 5-of-5 in OT). Most recent game-winner came with Detroit when he connected on a 59-yarder as time expired to give the Lions a 30-27 victory vs. Washington in Week 10 of the 2020 season.

• Named Special Teams Player of the Month four times and Special Teams Player of the Week 15 times, trailing only Adam Vinatieri (19) for the most Special Teams Player of the Week awards in NFL history. Prater is the only player in NFL history to win the award three times with three different teams (Denver - 7, Detroit - 5, Arizona - 3).

## SUCCESS WEEK IN AND WEEK OUT

Prater has been named Special Teams Player of the Month four times and Special Teams Player of the Week 15 times, trailing only Adam Vinatieri (19) for the most "Special Teams Player of the Week" awards in NFL history by a kicker.

### Prater's career Special Teams Player of the Week Awards:

Date	FG	PTS
vs. Tampa Bay (10/5/08)	3-3	10
vs. New York Giants (11/26/09)	4-4	14
vs. Chicago (12/11/11)	2-3	7
vs. Oakland (9/30/12)	3-3	13
vs. Tennessee (12/8/13)	3-3	15
at Minnesota (11/6/16)	3-3	10
vs. Minnesota (11/24/16)	3-3	10
at New Orleans (12/4/16)	5-5	16
vs. Arizona (9/10/17)	1-1	5
at Green Bay (12/30/18)	1-1	7
at Arizona (9/27/20)	4-4	14
vs. Washington (11/15/20)	3-3	12
at Cleveland (10/17/21)	3-3	13
at Dallas (1/9/22)	4-4	13
vs. Dallas (9/24/23)	3-3	10



**Three of Prater's Special Teams Player of the Week Awards have come as a member of the Cardinals. He was named NFC Special Teams Player of the Week twice in 2021 (Weeks 6 and 17) and once in 2023 (Week 3).**

## PRATER IS NFL'S ACTIVE POINTS LEADER

**After connecting on all three of his FG attempts and his one PAT in Week 3 vs. the Cowboys, K Matt Prater surpassed 1,700 points for his career. He is currently the NFL's active leader in career points.**



### Active NFL Leaders – Career Points

Rnk	Player (Team)	Points
1	<b>Matt Prater (AZ)</b>	<b>1,706</b>
2	Nick Folk (Ten)	1,553
3	Justin Tucker (Bal)	1,525
4	Graham Gano (NYG)	1,331
5	Greg Zuerlein (NYJ)	1,267

**Prater's 10 points against Dallas moved him into 19th place on the NFL's all-time scoring list.**

### NFL Record - Career Points (All-Time)

Rnk	Player (Years)	Points	To Pass
1	Adam Vinatieri (1996-2019)	2,673	968
2	Morten Anderson (1982-2007)	2,544	839
3	Gary Anderson (1982-2004)	2,434	729
4	Jason Hanson (1992-2012)	2,150	445
5	John Carney (1988-2010)	2,062	357
6	Matt Stover (1991-2009)	2,004	299
7	George Blanda (1949-75)	2,002	297
8	Jason Elam (1993-2009)	1,983	278
9	John Kasay (1991-2011)	1,970	265
10	Robbie Gould (2005-22)	1,961	256
11	Mason Crosby (2007-22)	1,918	213
12	Sebastian Janikowski (2000-18)	1,913	208
13	Stephen Gostkowski (2006-20)	1,875	170
14	Phil Dawson (1999-2018)	1,847	142
15	Matt Bryant (2002-19)	1,758	53
16	Norm Johnson (1982-99)	1,736	31
17	David Akers (1998-2013)	1,721	16
18	Nick Lowery (1978-96)	1,711	6
19	<b>Matt Prater (2007-)</b>	<b>1,706</b>	-
20	Jan Stenerud (1967-85)	1,699	-

**During his first season with the Cardinals in 2021, Prater scored 137 points (30 FG, 47 PAT). That tied for the second-highest single-season total in franchise history.**

### Franchise Record – Points (Season)

Rnk	Player (Year)	Points (Type)
1	Neil Rackers (2005)	140 (40 FG, 20 PAT)
2t	<b>Matt Prater (2021)</b>	<b>137 (30 FG, 47 PAT)</b>
2t	Chandler Catanzaro (2015)	137 (28 FG, 53 PAT)
4t	Zane Gonzalez (2019)	127 (31 FG, 34 PAT)
4t	Jay Feely (2013)	127 (30 FG, 37 PAT)

**The 2021 season marked Prater's 11<sup>th</sup> with 100+ points in his career. It was also his seventh consecutive season (2015-21) scoring 100+ points.**

**Prater is one of two active players with at least 11 seasons of 100+ points.**

### Active NFL Leaders – Seasons w/ 100+ Points

Rnk	Player (Team)	100+
1t	<b>Matt Prater (AZ)</b>	<b>11</b>
1t	Justin Tucker (Bal)	11
3t	Nick Folk (Ten)	10
3t	Graham Gano (NYG)	10

## CLUTCH WHEN IT COUNTS

Prater has connected on all 16 of his game-winning FG attempts (with two minutes or less remaining in the fourth quarter and OT). He is a perfect 11-of-11 in regulation and 5-of-5 in OT. His most recent game-winner came as a member of the Lions when he connected on a 59-yarder as time expired to give Detroit a 30-27 victory vs. Washington in Week 10 of the 2020 season.

**Prater's career game-winning FGs (with two minutes or less remaining in the fourth quarter and OT):**

Date	Yds	Final Score
vs. New England (10/11/09)	41	20-17
at Miami (10/23/11)	52	18-15
at San Diego (11/27/11)	37	16-13
at Minnesota (12/4/11)	23	35-32
vs. Chicago (12/11/11)	51	13-10
at Dallas (10/6/13)	28	51-48
at Atlanta (10/26/14)	48	22-21
vs. Chicago (10/18/15)	27	37-34
at Indianapolis (9/11/16)	43	39-35
vs. Philadelphia (10/9/16)	29	24-23
vs. Los Angeles Rams (10/16/16)	34	31-28
vs. Minnesota (11/24/16)	40	16-13
at Chicago (11/19/17)	52	27-24
at Tampa Bay (12/10/17)	46	24-21
at Arizona (9/27/20)	39	26-23
vs. Washington (11/15/20)	59	30-27





## QUARTERBACKS

**Joshua Dobbs** – Established career highs in passing yards (265), completions (28) and passing TDs (2) last week at SF. His 81% completion percentage in Week 3 marked the 7th-lowest in a single game in franchise history (min. 20 atts.). Also had a 69-yard pass and a 44-yard rush vs. Dal becoming just the second player in franchise history to have a pass of 60+ and a rush of 40+ in a game. Seven-year NFL veteran who Arizona acquired in a trade with Cleveland on 8/24/23.

**Clayton Tune** – Arizona's fifth-round (139th overall) draft choice out of Houston. Played 47 games (44 starts) and completed 956-of-1,497 pass attempts (63.9%) for 11,994 yards and 104 TDs with the Cougars.

## RUNNING BACKS

**James Conner** – Two-time Pro Bowler (2018, 2021) who signed with Arizona in 2021 after four seasons (2017-20) with Pittsburgh. Has scored 28 TDs in 32 games with the Cardinals.

**Emari Demercado** – Had three catches for 21 yards last week at SF. Undrafted rookie out of TCU where he finished his career with 338 carries for 1,615 yards and 10 TDs.

**Keaontay Ingram** – Selected by Arizona in the sixth round (201st overall) in 2022 out of USC. Scored his first career TD (three-yard run) last season in a win vs. NO.

## TIGHT ENDS

**Zach Ertz** – Eleven-year NFL veteran, three-time Pro Bowler (2017-19) and first-team All-Pro (2018). His 702 career receptions rank eighth in NFL history among TEs. Is just 13 receptions away from passing Jimmy Graham for seventh. Has caught a pass in 120 straight games.

**Elijah Higgins** – Entered the NFL as a sixth round draft choice by the Dolphins in 2023 out of Stanford. Was claimed off of waivers by Arizona on 8/30/23. Led Stanford in 2022 in receptions (59) and receiving yards (704).

**Trey McBride** – Has six catches for 62 yards in 2023. Appeared in 16 games (13 starts) as a rookie in 2022 and had 29 catches for 265 yards and a TD. Of his 265 receiving yards, 219 came in the final five games. Originally a second-round pick (55th overall) out of Colorado State.

**Geoff Swaim** – Signed with AZ on 7/25/23. A nine-year NFL veteran who has played 90 career games (57 starts) with the Cowboys (2015-18), Jaguars (2019), Titans (2020-22) and Cardinals (2023). Has 100 career receptions for 752 yards.

## WIDE RECEIVERS

**Marquise Brown** – Played three seasons (2019-21) in Baltimore before being acquired by Arizona in a draft-day trade in 2022. Had seven catches for a team-high 96 yards last week against the 49ers. Has scored 26 TDs in his career, only two 2019 draft picks have scored more (A.J. Brown - 37, DK Metcalf - 37). Had team highs with 67 receptions for 709 yards in 12 games played in 2022.

**Greg Dortch** – Has returned seven punts for 43 yards and three kicks for 60 yards in 2023. Set career-highs in receptions (52) and receiving yards (467) with the Cardinals in 2022 after appearing in 16 games (four starts).

**Rondale Moore** – Had a 45-yard TD run vs. Dal in Week 3, the fourth-longest rush by a WR in franchise history. One of four Cardinals WR since at least 1970 to have 100+ catches through 25 career games. Selected by the Cardinals in the second-round (49th overall) in 2021 out of Purdue.

**Zach Pascal** – Has 169 receptions for 2,047 yards and 16 TDs over 85 games played (46 starts) with Indianapolis (2018-21), Philadelphia (2022) and Arizona (2023).

**Michael Wilson** – Had seven catches for 76 yards and two TDs last week at San Francisco becoming the third Cardinals rookie in the last 20 years to catch multiple TD passes in a game joining John Brown in 2014 and Larry Fitzgerald in 2004. His 237 receiving yards are the sixth-most among rookies in 2023. Selected by Arizona in the third-round (94th overall) in 2023 out of Stanford.

## OFFENSIVE LINE

**Kelvin Beachum** – Selected by Pittsburgh in the seventh round (248th overall) in 2012 and has started 147 of 152 games played with the Steelers (2012-15), Jaguars (2016), Jets (2017-19) and Cardinals (2020-23). Only player to start every game on offense for Arizona in 2022.

**Trystan Colon** – Claimed off waivers by Arizona from the Jets on 8/30/23. Made his AZ debut 11 days later at Washington. Has appeared in all four games this season. Spent first three NFL seasons with Baltimore (2020-22) where he appeared in 20 games, including three starts at RG and one at C.

**Hjalte Froholdt** – Part of an offensive line that did not allow a sack in Week 2 against the Giants. Native of Denmark who entered the NFL as a fourth-round draft choice (118th overall) by New England in 2019. Has appeared in 32 games (seven starts) in three seasons with New England (2020), Cleveland (2021-22) and Arizona (2023).

**Will Hernandez** – Part of an offensive line that blocked for 222 yards in Week 3 vs. Dal, the most by the team in a single game since 2020. A second-round pick by the Giants in 2018, signed with Arizona as a free agent in the 2022 offseason. Started all 17 games he has appeared in at RG for AZ.

**D.J. Humphries** – Cardinals first-round pick (24th overall) in 2015 out of Florida, has started all 87 NFL games played, including all 77 at LT since 2016. Longest tenured Cardinal.

**Keith Ismael** – Joined Arizona via waivers on 8/30/23. Appeared in 18 games (five starts) over his first two seasons in the NFL (2020-21) with Washington before spending the 2022 season on the 49ers practice squad. Made his Cardinals debut in Week 2 vs. NYG and saw action the last two weeks.

**Paris Johnson Jr.** – Cardinals first-round pick (6th overall) in 2023 out of Ohio State. Appeared in 31 games (26 starts) for OSU and earned unanimous first-team All-American honors as a junior in 2022. His father, Paris Sr., was a fifth-round pick by AZ in 1999. Started at RT in the first three games.

**Carter O'Donnell** – Claimed off of waivers on 9/4/23 after three seasons (2020-22) between the Colts active roster and practice squad. Native of Red Deer, Alberta, Canada.

**Elijah Wilkinson** – Has appeared in 70 games (40 starts) with Denver (2017-20), Chicago (2021), Atlanta (2022) and Arizona (2023). Started each of his first four games with Arizona. Helped block for a 1,000-yard rusher in four of his six seasons in the NFL, including each of his first three years.

## SPECIALISTS

**Aaron Brewer** – Has played 102 games with AZ, the most of any active Cardinal. Entered the league with the Broncos as a rookie free agent and has played 165 regular season and nine playoff games with Denver (2012-15) and Arizona (2016-23).

**Blake Gillikin** – Signed with the team on 10/3. Spent the last two seasons (2021-22) with Saints where he totaled 160 punts, 61 of which he played inside the 20-yard line, for 7,527 yards (47.0 avg.). Spent his rookie season on injured reserve after signing with New Orleans as an undrafted rookie free agent out of Penn State in 2020.

**Matt Prater** – Two-time Pro Bowler (2013, 2016) and active NFL leader in career points (1,706). Holds the NFL record for FGs of 50+ yards (73). Joined AZ in 2021 after 14 seasons with the Lions, Broncos and Falcons.

**DEFENSIVE LINE**

**Leki Fotu** – Selected by the Cardinals in the fourth round (114th overall) of the 2020 NFL Draft. Has appeared in 48 games (15 starts) for Arizona. Sacked Commanders QB Sam Howell in Week 1, marking the 2nd sack of his career.

**Jonathan Ledbetter** – Originally signed with Miami as a rookie free agent in 2019, has played in 19 NFL games with the Dolphins and Cardinals, including 14 games (3 starts) with Arizona in 2022. Matched career highs in tackles (6) and sacks (1.0) in Week 1. Started first three games of 2023.

**Roy Lopez** – Tempe, AZ native who had 67 tackles, 2.0 sacks and 10 TFLs in 33 games (29 starts) with the Texans in his first two NFL seasons (2021-22) after being selected by Houston in the sixth round (195th overall) in 2021. Had three tackles in his Cardinals debut at San Francisco.

**Dante Stills** – Has four tackles in three games this season. Made the first start of his NFL career last week at SF. Sixth-round pick (213th overall) in 2023 out of West Virginia. Left campus as the WVU's all-time leader in TFLs (52.5) and a four-time All-Big 12 honoree (two-time first-team selection). Is the fourth member of his family to play in the NFL.

**Kevin Strong** – Five-year NFL veteran who's appeared in 38 games with Detroit (2019-21), Tennessee (2021-22) and Arizona (2023). Set career highs in games played (16), tackles (23) and passes defended (two) in 2022. Had two tackles and a pass defended, which helped lead to a Zaven Collins INT, in his Cardinals debut at Washington. Started the last two games where he had five tackles.

**LINEBACKERS**

**Krys Barnes** – Began his career as an undrafted free agent with Green Bay in 2020. Appeared in 39 games (26 starts) and totaled 202 tackles over four seasons with the Packers (2020-22) and Cardinals (2023). Has appeared in all four games (two starts) for Arizona this season.

**Zaven Collins** – Selected by the Cardinals in the first round (16th overall) in 2021 out of Tulsa. Set career highs with 100 tackles, 2.0 sacks, 11.0 TFLs and six passes defended in 2022. Had an INT and fumble recovery in Week 1, becoming the first Cardinal to do so in a single game since 2016. Sacked QB Dak Prescott for an 11-yard loss in Week 3 vs. Dallas.

**Victor Dimukeje** – Selected by Arizona in the sixth round (210th overall) in 2021 out of Duke. Has started three-of-four games this season. After not having a sack in his first 28 NFL games, has 2.5 in his last four contests.

**Dennis Gardeck** – Named a Pro Bowl alternate (special teams) in 2019 and 2022. Selected as a team captain each of the last four seasons (2020-23). Signed by Arizona as an undrafted free agent out of Sioux Falls in 2018. Had his fourth career multi-sack game and forced a fumble in Week 1. Sacked QB Brock Purdy for a 12-yard loss last week at SF.

**Jesse Luketa** – Has four tackles through four games this season. Selected by Arizona in the seventh round (256th overall) of the 2022 NFL Draft out of Penn State. A native of Ottawa, Ontario, saw action in seven games as a rookie.

**BJ Ojulari** – Cardinals second-round pick (41st overall) in 2023 out of LSU. Saw action in 34 games (24 starts) in three years at LSU (2020-22). Totaled 129 tackles and 16.5 sacks in his time as a Tiger. Brother is New York Giants LB Azeem Ojulari. Has appeared in all four games this season.

**Owen Pappoe** – Cardinals fifth-round pick (168th overall) in 2023 out of Auburn. Started all 41 games he appeared in and racked up 256 tackles with the Tigers. Was just the fourth player in program history to be a two-time captain. Has seen action in three games in 2023.

**Cameron Thomas** – A third-round pick (87th overall) out of San Diego State, played in all 17 games and had 18 tackles and 3.0 sacks as a rookie in 2022. Scored his first career TD when he recovered a QB Sam Howell fumble in Week 1.

**Ezekiel Turner** – Signed with Arizona as an undrafted rookie free agent out of Washington in 2018. Has blocked two punts and notched 46 special teams tackles in 68 career games. Led the team with nine tackles last week at San Francisco.

**Kyzir White** – Selected in the fourth round (119th overall) by the Chargers in 2018. Began his career with L.A. (2018-21), before spending last season in Philadelphia with Head Coach Jonathan Gannon and following him to Arizona in free agency. Named a team captain for the first time in 2023. Only NFL player in 2023 with 35+ tackles, 1.0 sack and an INT.

**Josh Woods** – Originally entered the NFL as an undrafted free agent with Chicago in 2018. Has appeared in 55 games and produced 30 tackles on defense as well as 33 tackles on special teams in five seasons with Chicago (2019-21), Detroit (2021-22) and Arizona (2023). Started in his Cardinals debut at Washington and had two tackles and one pass defended.

**DEFENSIVE BACKS**

**Joey Blount** – Signed with the team on 9/18 and was promoted to the active roster on 10/3. Spent his rookie season with Seattle where he recovered a fumble and had eight special teams tackles. Originally signed with the Seahawks as an undrafted rookie free agent out of Virginia in 2022.

**Andre Chachere** – Had two tackles and two passes defended in his first start with Arizona in Week 2 against the Giants. San Jose State product who spent the previous two seasons with the Eagles where he appeared in 23 games (one start) and had 12 tackles on defense and eight on special teams.

**Kei'Trel Clark** – Selected by Arizona in the sixth round (180th overall) in 2023 out of Louisville. Earned All-ACC honors twice with the Cardinals. Had 10 tackles and two passes defended in his third NFL start last week vs. Dallas joining Budda Baker as one of two AZ rookies to have 10+ tackles and two passes defended in a game since at least 1999.

**Antonio Hamilton Sr.** – Eight-year NFL veteran. Has appeared in 87 games (nine starts) with the Raiders (2016-17), Giants (2018-19), Chiefs (2020) and Cardinals (2021-23). Had his first career INT in a 2022 win over the Saints.

**Qwuantrezz Knight** – Joined Arizona's active roster from San Francisco's practice squad where he spent his rookie seasons (2022). Finished his college career at UCLA where he earned second-team All-Pac-12 honors in 2021. Has appeared in every game since joining Arizona.

**Starling Thomas V** – Entered the NFL as an undrafted rookie free agent with Detroit before being claimed off of waivers by Arizona on 8/30/23. Earned a first-team All-Conference USA selection after starting 13 games and tallying a team-high 15 passes defended as a senior at UAB in 2022.

**Jalen Thompson** – Selected by Arizona in the fifth-round of the 2019 NFL Supplemental Draft out of Washington State. Ranked second on the team with 109 tackles in 2022, marking his second consecutive season with 100+ stops. Had a career-long 35-yard INT return in Week 2 vs. New York.

**K'Von Wallace** – Claimed off waivers by Arizona on 8/30/23 after three seasons with Philadelphia (2020-22). Appeared in 45 games (seven starts) with the Eagles and recorded 52 tackles as well as 12 tackles on special teams. Had seven tackles and two passes defended in his Cardinals debut in Week 1. Had a team-high eight tackles in Week 2 vs. NYG.

**Marco Wilson** – Selected by Arizona in the fourth-round (136th overall) in 2021 out of Florida. Has started 30-of-32 games played. Had two INTs of Buccaneers QB Tom Brady in Week 16 of 2022. Led the team in INTs (3) and passes defended (10) in 2022.

# CARDINALS GAME SUMMARIES



## WEEK 1 Arizona Cardinals 16, Washington Commanders 20 64,693 ■ FedExField ■ Sep 10, 2023



Arizona Cardinals	3	10	3	0	—	16
Washington Commanders	7	3	0	10	—	20

The Cardinals traveled to Washington to not only open the 2023 regular season but also usher in a new era in team history. It marked the first game under first-year head coach Jonathan Gannon and general manager Monti Ossenfort as well as the Cardinals debut for 22 players, most notably starting QB Joshua Dobbs in his first game action with the club. Playing at times in both brilliant sunshine and a driving rain, Arizona took advantage of six sacks and three takeaways to claim a 16-10 lead early in the third quarter. However, the Commanders converted two second half fumbles into points and emerged with a 20-16 week 1 victory.

Washington opened the scoring on the game's third series when Sam Howell's 8-yard TD pass to WR Brian Robinson put the hosts up 7-0; the drive was aided by two personal fouls flagged against AZ along with a 37-yard defensive pass interference penalty. The Cards answered with their own scoring drive as Dobbs completions to WRs Hollywood Brown and Rondale Moore covered 29 and 31 yards, respectively and set-up Matt Prater's 28-yard FG. LB Zaven Collins halted the next Commanders' drive with an INT off Howell that set the AZ offense up at the Washington 37. The pick led to another Prater FG, this one from 54 yards that made it 7-6. The ensuing drive saw the Commanders reach the AZ19 before LB Victor Dimukeje forced an Antonio Gibson fumble that Collins recovered to kill the threat. Late in the first half, the Cardinals' third takeaway of the game put points directly on the scoreboard and put AZ up 13-7; LB Dennis Gardeck chased down Howell deep in Washington territory, forcing a fumble that LB Cameron Thomas scooped up at the 2 and took into the end zone with :55 left in the first half. That was enough time for Washington to move into position for a 30-yard Joey Slye FG that cut Arizona's lead to 13-10 on the last play before intermission.

Arizona got the ball first after halftime and Dobbs completed 7 of 9 passes for 50 yards to set up a 37-yard Prater FG that put AZ up 16-10 early in the third. It remained that way until 90 seconds remained in the quarter when the Cards faced a 3rd-n-15 at their own 35. DE Marcus Sweat hit Dobbs as he was throwing, forcing a fumble that the Commanders recovered at the 29. Six plays later, they faced a 3rd-n-goal at the 6 when Howell scrambled for the go-ahead score. With 4:44 to go and down by one, the Cards had the ball at their own 40 but a mishandled center exchange turned it over to the Commanders, who took over at the AZ22 following an unsportsmanlike penalty. Slye's 33-yard FG put Washington up 20-16 with 2:23 to play. The Cards would get no closer as the ensuing drive ended with an incompleteness of 4th down.

### SCORING DRIVES

TEAM	QTR	TIME	SCORING PLAY
Commanders	1	04:15	B.Robinson 7 yd. pass from S.Howell (J.Slye kick) (6-91, 3:20)
Cardinals	1	00:53	M.Prater 28 yd. Field Goal (8-64, 3:22)
Cardinals	2	13:26	M.Prater 54 yd. Field Goal (4-1, 1:20)
Cardinals	2	00:55	C.Thomas 2 yd. fumble return (M.Prater kick)
Commanders	2	00:00	J.Slye 30 yd. Field Goal (7-69, 0:55)
Cardinals	3	10:09	M.Prater 37 yd. Field Goal (11-56, 4:51)
Commanders	4	11:48	S.Howell 6 yd. run (J.Slye kick) (7-29, 3:14)
Commanders	4	02:23	J.Slye 33 yd. Field Goal (4-7, 2:15)

### Team Statistics

	ARI	WAS
First Downs	13	21
3rd-Down Eff. (Made/Att/Pct)	4/14/29%	4/12/33%
4th-Down Eff. (Made/Att/Pct)	0/1/0%	0/0/0%
Total Net Yards	210	248
Total Plays	58	65
Yards Per Play	3.6	3.8
Rushes/Net Yards	25/96	28/92
Net Passing	114	156
Pass Attempts/Completions	30/21	31/19
Had Intercepted	0	1
Sacked/Yards Lost	3/18	6/46
Punts/Average	5/47.0	6/44.3
Penalties/Yards	9/122	8/70
Fumbles/Lost	3/2	2/2
Possession Time	28:36	31:24

### Cardinals Commanders

### ARIZONA CARDINALS

PASSING	ATT	CP	YDS	SK/YD	TD	LG	INT	RTG
Joshua Dobbs	30	21	132	3/18	0	31	0	78.8
<b>TOTAL</b>	<b>30</b>	<b>21</b>	<b>132</b>	<b>3/18</b>	<b>0</b>	<b>31</b>	<b>0</b>	<b>78.8</b>

RUSHING	ATT	YDS	AVG	LG	TD
James Conner	14	62	4.4	12	0
Marquise Brown	1	29	29.0	29	0
Rondale Moore	2	12	6.0	8	0
Joshua Dobbs	3	-3	-1.0	1	0
Keaontay Ingram	5	-4	-0.8	6	0
<b>TOTAL</b>	<b>25</b>	<b>96</b>	<b>3.8</b>	<b>29</b>	<b>0</b>

RECEIVING	NO	YDS	AVG	LG	TD
Zach Ertz	6	21	3.5	6	0
James Conner	5	8	1.6	11	0
Rondale Moore	3	33	11.0	31	0
Marquise Brown	3	28	9.3	11	0
Trey McBride	2	23	11.5	13	0
Michael Wilson	2	19	9.5	15	0
<b>TOTAL</b>	<b>21</b>	<b>132</b>	<b>6.3</b>	<b>31</b>	<b>0</b>

TOP DEFENSE	TOT	SOLO	AST	SCK	YDS	INT
Kyzir White	9	5	4	0.0	0.0	0
K'Von Wallace	7	3	4	0.0	0.0	0
Marco Wilson	6	5	1	0.0	0.0	0

FIELD GOALS	FGM/FGA	PERCENT	RESULTS
Matt Prater	3-3	100.0	286, 54G, 37G
<b>TOTAL</b>	<b>3-3</b>	<b>100.0</b>	

### WASHINGTON COMMANDERS

PASSING	ATT	CP	YDS	SK/YD	TD	LG	INT	RTG
Sam Howell	31	19	202	6/46	1	32	1	77.6
<b>TOTAL</b>	<b>31</b>	<b>19</b>	<b>202</b>	<b>6/46</b>	<b>1</b>	<b>32</b>	<b>1</b>	<b>77.6</b>

RUSHING	ATT	YDS	AVG	LG	TD
Brian Robinson Jr.	19	59	3.1	7	0
Sam Howell	2	11	5.5	6t	1
Antonio Gibson	3	9	3.0	3	0
Chris Rodriguez	3	7	2.3	3	0
Curtis Samuel	1	6	6.0	6	0
<b>TOTAL</b>	<b>28</b>	<b>92</b>	<b>3.3</b>	<b>7</b>	<b>1</b>

RECEIVING	NO	YDS	AVG	LG	TD
Curtis Samuel	5	54	10.8	32	0
Jahan Dotson	5	40	8.0	14	0
Logan Thomas	4	43	10.8	19	0
Terry McLaurin	2	31	15.5	19	0
Cole Turner	1	17	17.0	17	0
Antonio Gibson	1	10	10.0	10	0
Brian Robinson Jr.	1	7	7.0	7t	1
<b>TOTAL</b>	<b>19</b>	<b>202</b>	<b>10.6</b>	<b>32</b>	<b>1</b>

TOP DEFENSE	TOT	SOLO	AST	SCK	YDS	INT
Kamren Curl	10	6	4	0.0	0.0	0
Jamin Davis	6	4	2	0.0	0.0	0
Kendall Fuller	6	3	3	0.0	0.0	0

FIELD GOALS	FGM/FGA	PERCENT	RESULTS
Joey Slye	2-2	100.0	30G, 33G
<b>TOTAL</b>	<b>2-2</b>	<b>100.0</b>	

# CARDINALS GAME SUMMARIES



## WEEK 2

New York Giants 31, Arizona Cardinals 28

62,080 ■ State Farm Stadium ■ Sep 17, 2023



New York Giants .....	0	0	14	17	—	31
Arizona Cardinals .....	7	13	8	0	—	28

Making their regular season home debut, the Cardinals faced the Giants in week 2 at State Farm Stadium in week 2. It was truly a tale of two halves. Behind QB Josh Dobbs and a tenacious defense down four starters (including all-pro safety Budda Baker), Arizona scored 20 points in the opening two quarters while pitching a first half shutout. However, in quarters 3 & 4, the Giants outscored the hosts 31-8 enroute to a 31-28 comeback victory that evened their record at 1-1 and dropped the Cards to 0-2. RB James Conner finished with 106 rushing yards on 23 carries and a TD for the Cardinals. Dobbs was 21 of 31 for 228 yards through the air with a passing TD and another rushing while playing turnover-free football.

The first half was all Arizona, who not only led 20-0 at intermission but held decisive statistical edges in first downs (16-5), total yards (241-81) and time of possession (19:09-10:51). The only Cards possession that didn't produce points was their first on which a deep Dobbs pass to TE Zach Ertz was just inches from a huge gain down the left sideline and Matt Prater's 55-yard FG try was just wide to the left. But after forcing a 3-n-out, RB James Conner capped a 9-play, 86-yard drive with his 4-yard TD run; one of the biggest plays on it was a 21-yard completion to rookie WR Michael Wilson on 3rd-n-7 from the NY 39. A Dennis Gardeck 3rd down sack of Daniel Jones ended the next Giants possession and was followed by another lengthy AZ scoring drive. This one covered 80 yards in 7 plays and put AZ up 10-0 on the first play of the 2nd quarter when Dobbs scrambled 23 yards and bowled over a Giants defender to reach the end zone. The run was a career-long for Dobbs as well as his first career rushing TD. The ensuing Giants series reached the AZ36 but on 2nd-n-8 from there, Jones' pass attempt deflected off the hands of RB Saquon Barkley and was picked off by FS Jalen Thompson. His 35-yard return took it to the NY 34 and led to a 44-yard Prater FG that made it 20-0 with 1:09 remaining in the 2nd quarter. The Giants tried for points before intermission but a Zaven Collins sack effectively ended the half.

The New York turnaround began on the 3rd quarter's first play from scrimmage when a deep Jones completion to WR Jalin Hyatt covered 58 yards to the AZ17. Two plays later, Jones kept around the left end and scored from 14 yards out. Arizona counterpunched immediately with a 22-yard Conner run on the drive's first play. In all on the drive, Conner ran for 53 of its 75 yards and Dobbs ended it with his 3-yard TD pass to WR Hollywood Brown; a Dobbs run for a 2-point conversion made it 28-7 with 13:43 left in the third quarter. However, the Giants would storm back with consecutive TD drives of 75 and 80 yards, respectively. The first ended on a 1-yard Barkley TD run and he capped the second with his 9-yard catch of a Jones pass that trimmed Arizona's lead to 28-21 midway through the fourth. Following a 3-n-out by the Cards' offense, NY moved 64 yards in 6 plays and tied the game on a Jones TD pass of 11 yards to WR Isaiah Hodgins. Now tied at 28 with 4:25 remaining, the Giants again forced an Arizona punt. The ensuing drive started at their own 28 but moved to the AZ20 in 4 plays, setting up a 34-yard Graham Gano FG with 0:19 left that proved to be the game winner.

### SCORING DRIVES

TEAM	QTR	TIME	SCORING PLAY
Cardinals	1	06:11	J.Conner 4 yd. run (M.Prater kick) (9-86, 4:41)
Cardinals	2	14:51	J.Dobbs 23 yd. run (M.Prater kick) (7-80, 3:27)
Cardinals	2	08:43	M.Prater 37 yd. Field Goal (9-54, 5:02)
Cardinals	2	01:09	M.Prater 44 yd. Field Goal (6-8, 3:11)
Giants	3	13:43	D.Jones 14 yd. run (G.Gano kick) (3-75, 1:17)
Cardinals	3	09:34	M.Brown 3 yd. pass from J.Dobbs (J.Dobbs run) (8-75, 4:09)
Giants	3	03:27	S.Barkley 1 yd. run (G.Gano kick) (12-75, 6:07)
Giants	4	08:51	S.Barkley 9 yd. pass from D.Jones (G.Gano kick) (13-80, 5:50)
Giants	4	04:25	I.Hodgins 11 yd. pass from D.Jones (G.Gano kick) (6-64, 3:06)
Giants	4	00:19	G.Gano 34 yd. Field Goal (8-56, 2:12)

### Team Statistics

	NYG	ARI
First Downs	26	24
3rd-Down Eff. (Made/Att/Pct)	7/12/58%	4/10/40%
4th-Down Eff. (Made/Att/Pct)	1/1/100%	0/0/0%
Total Net Yards	439	379
Total Plays	67	60
Yards Per Play	6.6	6.3
Rushes/Net Yards	27/127	29/151
Net Passing	312	228
Pass Attempts/Completions	37/28	31/21
Had Intercepted	1	0
Sacked/Yards Lost	3/9	0/0
Punts/Average	3/37.0	3/48.7
Penalties/Yards	9/75	8/57
Fumbles/Lost	0/0	0/0
Possession Time	29:23	30:37

### NEW YORK GIANTS

PASSING	ATT	CP	YDS	SK/YD	TD	LG	INT	RTG
Daniel Jones	37	26	321	3/9	2	58	1	103.5
<b>TOTAL</b>	<b>37</b>	<b>26</b>	<b>321</b>	<b>3/9</b>	<b>2</b>	<b>58</b>	<b>1</b>	<b>103.5</b>

RUSHING	ATT	YDS	AVG	LG	TD
Saquon Barkley	17	63	3.7	16	1
Daniel Jones	9	59	6.6	15	1
Matt Breida	1	5	5.0	5	0
<b>TOTAL</b>	<b>27</b>	<b>127</b>	<b>4.7</b>	<b>16</b>	<b>2</b>

RECEIVING	NO	YDS	AVG	LG	TD
Darren Waller	6	76	12.7	25	0
Saquon Barkley	6	29	4.8	10	1
Isaiah Hodgins	4	40	10.0	12	1
Parris Campbell	4	21	5.3	9	0
Darius Slayton	3	62	20.7	29	0
Jalin Hyatt	2	89	44.5	58	0
Sterling Shepard	1	4	4.0	4	0
<b>TOTAL</b>	<b>26</b>	<b>321</b>	<b>12.3</b>	<b>58</b>	<b>2</b>

TOP DEFENSE	TOT	SOLO	AST	SCK	YDS	INT
Jason Pinnock	13	10	3	0.0	0.0	0
Bobby Okereke	8	5	3	0.0	0.0	0
Xavier McKinney	7	6	1	0.0	0.0	0

FIELD GOALS	FGM/FGA	PERCENT	RESULTS
Graham Gano	1-1	100.0	34G
<b>TOTAL</b>	<b>1-1</b>	<b>100.0</b>	

### ARIZONA CARDINALS

PASSING	ATT	CP	YDS	SK/YD	TD	LG	INT	RTG
Joshua Dobbs	31	21	228	0/0	1	23	0	99.9
<b>TOTAL</b>	<b>31</b>	<b>21</b>	<b>228</b>	<b>0/0</b>	<b>1</b>	<b>23</b>	<b>0</b>	<b>99.9</b>

RUSHING	ATT	YDS	AVG	LG	TD
James Conner	23	106	4.6	22	1
Joshua Dobbs	3	41	13.7	23t	1
Keaontay Ingram	2	6	3.0	5	0
Emari Demercado	1	-2	-2.0	-2	0
<b>TOTAL</b>	<b>29</b>	<b>151</b>	<b>5.2</b>	<b>23T</b>	<b>2</b>

RECEIVING	NO	YDS	AVG	LG	TD
Zach Ertz	6	56	9.3	17	0
Marquise Brown	6	54	9.0	22	1
Michael Wilson	3	56	18.7	21	0
Trey McBride	2	32	16.0	23	0
Emari Demercado	2	7	3.5	4	0
Rondale Moore	1	14	14.0	14	0
Zach Pascal	1	9	9.0	9	0
<b>TOTAL</b>	<b>21</b>	<b>228</b>	<b>10.9</b>	<b>23</b>	<b>1</b>

TOP DEFENSE	TOT	SOLO	AST	SCK	YDS	INT
K'Von Wallace	8	5	3	0.0	0.0	0
Kryss Barnes	7	6	1	0.0	0.0	0
Jalen Thompson	7	5	2	0.0	0.0	1

FIELD GOALS	FGM/FGA	PERCENT	RESULTS
Matt Prater	2-3	66.7	55WL, 37G, 44G
<b>TOTAL</b>	<b>2-3</b>	<b>66.0</b>	

# CARDINALS GAME SUMMARIES



## WEEK 3

Dallas Cowboys 16, Arizona Cardinals 28

62,915 ■ State Farm Stadium ■ Sep 24, 2023



Dallas Cowboys	3	7	3	3	—	16
Arizona Cardinals	9	12	0	7	—	28

The Cardinals entered week 3 looking for their first win of the season. Standing in their way was a 2-0 Dallas team that had won its first two games by 60 combined points (40-0 and 30-10), boasted the league's #1 defense, had not committed a turnover and led the NFL in takeaways. But like they had in the season's first two games, Arizona would find itself with a double-digit lead in the second half. This time the Cardinals would not relinquish it. Led by QB Josh Dobbs, the Cardinals offense scored on all five of its first half possessions and finished the day with 400 yards of offense including 222 on the ground. RB James Conner accounted for 116 yards from scrimmage, including 98 on 14 rushes with a TD run. The defense allowed just one TD and three FGs and came up with a huge late takeaway to seal the 28-16 victory. It marked Arizona's first win under the leadership of new GM Monti Ossefort and head coach Jonathan Gannon as well as the first career win as a starter for Dobbs.

Arizona got the ball first and on the game's second play, Dobbs kept it around the left end on a designed run, gaining 44 yards to the Dallas 29. That rush set-up a 39-yard Matt Prater FG that gave the Cards an early 3-0 lead and marked the first time the Cowboys trailed all season. After a Dallas 3-n-out, Arizona moved 82 yards in 7 plays and Conner ran it in from 5 yards out; a Cowboys penalty on the PAT try resulted in the Cards going for 2 but the run failed and the AZ lead was 9-0. Brandon Aubrey's 49-yard FG on the ensuing Cowboys drive made it 9-3 early in the opening quarter. Arizona then moved 30 yards to the Dallas 45 before hitting on another explosive play. This time WR Rondale Moore lined up in the backfield and took an inside handoff before rocketing down the middle of the field for a 45-yard TD run. Trailing 15-3, Dallas answered with 5:32 remaining in the 2nd quarter when RB Rico Dowdell scored on a 15-yard screen pass from Dak Prescott. But with 1:28 left in the half, Prater's 43-yard FG capped a 10-play, 50-yard drive that put AZ up 18-10. After the Cardinals defense forced a Dallas punt, AZ took over at its own 31 with :21 left and two timeouts. Dobbs quickly moved the Cards to the DAL44 in 4 plays and as the half expired, Prater tied his own franchise record with a 62-yard FG. The line-drive boot put Arizona up 21-10 at intermission.

Dallas opened the third quarter by driving to the AZ8 before the Cardinals defense forced them to settle for a 27-yard Aubrey FG. It was the first of four straight second half possessions that saw Dallas advance inside the Arizona 10 but they resulted in just six total points (two field goals, turnover on downs and an INT). The following Dallas drive reached the 4 but on 4th-n-3 from there, the Cards forced an incomplection to halt the threat. The Cowboys then advanced to the Arizona 8 but no further and Aubrey's 26-yard FG cut the Cardinals lead to five (21-16) with 9:33 remaining in the 4th quarter. On the very next play from scrimmage, however, Dobbs found rookie WR Michael Wilson wide open downfield and that 69-yard catch-n-run quickly set the offense up at the Dallas 7. Two plays later, Hollywood Brown hauled in a 2-yard TD pass from Dobbs on 3rd-n-goal and the Cards were up 28-16 with 7:22 left. The Cowboys responded by moving to Arizona 5 but Prescott's 3rd-n-goal pass into the middle of the end zone was intercepted by LB Kyzir White. The turnover was Dallas' first of the season and gave the ball back to the Arizona's offense with 3:00 to go. Three Conner runs and a pair of Dobbs QB keepers allowed Arizona to run out the remaining time and secure the upset win.

### SCORING DRIVES

TEAM	QTR	TIME	SCORING PLAY	DAL	ARI
Cardinals	1	12:31	M.Prater 39 yd. Field Goal (6-54, 2:29)	0	3
Cardinals	1	06:12	J.Conner 5 yd. run (run failed) (7-82, 3:49)	0	9
Cowboys	1	01:48	B.Aubrey 49 yd. Field Goal (10-44, 4:24)	3	9
Cardinals	2	12:31	R.Moore 45 yd. run (pass failed) (7-75, 4:17)	3	15
Cowboys	2	05:32	R.Dowdle 15 yd. pass from D.Prescott (B.Aubrey kick) (13-75, 6:59)	10	15
Cardinals	2	01:28	M.Prater 43 yd. Field Goal (10-50, 4:04)	10	18
Cardinals	2	00:00	M.Prater 62 yd. Field Goal (5-27, 0:25)	10	21
Cowboys	3	09:27	B.Aubrey 27 yd. Field Goal (13-67, 5:33)	13	21
Cowboys	4	09:33	B.Aubrey 26 yd. Field Goal (12-56, 5:20)	16	21
Cardinals	4	07:22	M.Brown 2 yd. pass from J.Dobbs (M.Prater kick) (4-76, 2:11)	16	28

### Team Statistics

	Cowboys	Cardinals
First Downs	26	20
3rd-Down Eff. (Made/Att/Pct)	9/16/56%	5/10/50%
4th-Down Eff. (Made/Att/Pct)	0/1/0%	0/0/0%
Total Net Yards	416	400
Total Plays	75	53
Yards Per Play	5.5	7.5
Rushes/Net Yards	33/185	30/222
Net Passing	231	178
Pass Attempts/Completions	40/25	21/17
Had Intercepted	1	0
Sacked/Yards Lost	2/18	2/11
Punts/Average	2/51.0	2/47.0
Penalties/Yards	13/107	8/69
Fumbles/Lost	0/0	0/0
Possession Time	34:33	25:27

### DALLAS COWBOYS

PASSING	ATT	CP	YDS	SK/YD	TD	LG	INT	RTG
Dak Prescott	40	25	249	2/18	1	32	1	78.0
<b>TOTAL</b>	<b>40</b>	<b>25</b>	<b>249</b>	<b>2/18</b>	<b>1</b>	<b>32</b>	<b>1</b>	<b>78.0</b>

RUSHING	ATT	YDS	AVG	LG	TD
Tony Pollard	23	122	5.3	31	0
Dak Prescott	3	24	8.0	13	0
Rico Dowdle	4	21	5.3	10	0
CeeDee Lamb	2	9	4.5	9	0
Hunter Luepke	1	9	9.0	9	0
<b>TOTAL</b>	<b>33</b>	<b>185</b>	<b>5.6</b>	<b>31</b>	<b>0</b>

RECEIVING	NO	YDS	AVG	LG	TD
Michael Gallup	6	92	15.3	27	0
Jake Ferguson	5	48	9.6	12	0
CeeDee Lamb	4	53	13.3	32	0
Rico Dowdle	3	25	8.3	15t	1
Tony Pollard	3	-1	-0.3	2	0
Brandin Cooks	2	17	8.5	12	0
Hunter Luepke	1	12	12.0	12	0
Peyton Hendershot	1	3	3.0	3	0
<b>TOTAL</b>	<b>25</b>	<b>249</b>	<b>10.0</b>	<b>32</b>	<b>1</b>

TOP DEFENSE	TOT	SOLO	AST	SCK	YDS	INT
Damone Clark	9	6	3	0.0	0.0	0
Jayron Kearse	6	6	0	0.0	0.0	0
DaRon Bland	6	5	1	0.0	0.0	0

FIELD GOALS	FGM/FGA	PERCENT	RESULTS
Brandon Aubrey	3-3	100.0	49G, 27G, 26G
<b>TOTAL</b>	<b>3-3</b>	<b>100.0</b>	

### ARIZONA CARDINALS

PASSING	ATT	CP	YDS	SK/YD	TD	LG	INT	RTG
Joshua Dobbs	21	17	189	2/11	1	69	0	120.0
<b>TOTAL</b>	<b>21</b>	<b>17</b>	<b>189</b>	<b>2/11</b>	<b>1</b>	<b>69</b>	<b>0</b>	<b>120.0</b>

RUSHING	ATT	YDS	AVG	LG	TD
James Conner	14	98	7.0	26	1
Joshua Dobbs	6	55	9.2	44	0
Rondale Moore	3	54	18.0	45t	1
Keaontay Ingram	5	13	2.6	8	0
Emari Demercado	2	2	1.0	2	0
<b>TOTAL</b>	<b>30</b>	<b>222</b>	<b>7.4</b>	<b>45T</b>	<b>2</b>

RECEIVING	NO	YDS	AVG	LG	TD
Marquise Brown	5	61	12.2	23	1
Rondale Moore	4	8	2.0	8	0
Michael Wilson	2	86	43.0	69	0
James Conner	2	18	9.0	10	0
Zach Ertz	2	6	3.0	5	0
Keaontay Ingram	1	8	8.0	8	0
Trey McBride	1	2	2.0	2	0
<b>TOTAL</b>	<b>17</b>	<b>189</b>	<b>11.1</b>	<b>69</b>	<b>1</b>

TOP DEFENSE	TOT	SOLO	AST	SCK	YDS	INT
Kyzir White	14	8	6	0.0	0.0	1
Kei'Trel Clark	10	8	2	0.0	0.0	0
Jalen Thompson	8	5	3	0.0	0.0	0

FIELD GOALS	FGM/FGA	PERCENT	RESULTS
Matt Prater	3-3	100.0	39G, 43G, 62G
<b>TOTAL</b>	<b>3-3</b>	<b>100.0</b>	

# CARDINALS GAME SUMMARIES



## WEEK 4

Arizona Cardinals 16, San Francisco 49ers 35  
71,521 ■ Levi's Stadium ■ Oct 1, 2023



Arizona Cardinals .....	0	10	6	0	—	16
San Francisco 49ers .....	7	14	0	14	—	35

On a sunny week 4 afternoon in the Bay Area, the Cardinals faced an undefeated Niners team that was averaging 30 points a game on offense and allowing just 14 on defense. The hosts jumped out early and took a 21-3 lead with 5:22 to play in the second quarter. Arizona would battle back to trim the deficit to 5 at 21-16 late in the third quarter but would pull no closer. The 49ers held just a 33-yard advantage in total net yards (395 to 362), 19 yards in net rushing (124 to 105) and 14 yards in net passing (271 to 257). But San Francisco RB Christian McCaffrey scored four TDs (three on the ground) while QB Brock Purdy completed 20 of 21 passes and recorded both a passing and rushing touchdown. It added up to a 35-16 Niners win that was their 14th consecutive in the regular season. Arizona was led by QB Joshua Dobbs who passed for 265 yards with two TDs and no interceptions. Rookie WR Michael Wilson finished with 76 yards on 7 catches and recorded his first two career TD receptions.

San Francisco claimed a 14-0 lead with McCaffrey TDs on its first two possessions. The first was a 1-yard run that capped an 8-play, 62-yard drive; the other drive went 75 yards in 9 plays and McCaffrey ended by hauling in a backwards pass from Purdy and taking it 18 yards to the end zone. Arizona would draw to within 14-3 when its next drive ended with Matt Prater's 38-yard FG; the key play was Dobbs' 8-yard first down run when the Cards went for it on 4th-n-7 at their own 45. The next series saw San Fran WR Brandon Aiyuk haul in a 42-yard pass between two defenders and that set-up a 6-yard Purdy-to-McCaffrey TD pass that made it 21-3. Just before the half, the Cards moved 87 yards in 13 plays and pulled to within 21-10 when Dobbs and Wilson connected on a 16-yard TD pass with 0:23 left in the second quarter. The drive included another key 4th down conversion, this one on a fake punt on 4th-n-2 at the AZ21 when up-man Ezekiel Turner took a direct snap and picked up the first down.

After forcing a 49ers punt on the opening drive of the third quarter, the Cards took over inside their own 1-yard line. But Dobbs completed 4 of 4 passes for 61 yards and ran twice for 10 yards and capped the 99-yard drive with another TD pass to Wilson, this one from 8 yards away. After the two-point try was unsuccessful, San Fran's lead was just 5 with 4:12 to go in the third. The Niners would produce long TD drives on their next two possessions that combined to chew more than 12 minutes off the clock. Arizona's two fourth quarter drives would penetrate 49ers territory but neither produced points and the Cards fell by a final score of 35-16.

### SCORING DRIVES

TEAM	QTR	TIME	SCORING PLAY	ARI	SF
49ers	1	09:07	C.McCaffrey 1 yd. run (J.Moody kick) (8-62, 4:16)	0	7
49ers	2	14:14	C.McCaffrey 18 yd. run (J.Moody kick) (9-75, 5:09)	0	14
Cardinals	2	08:14	M.Prater 38 yd. Field Goal (13-40, 6:00)	3	14
49ers	2	05:22	C.McCaffrey 6 yd. pass from B.Purdy (J.Moody kick) (5-75, 2:52)	3	21
Cardinals	2	00:23	Mi.Wilson 16 yd. pass from J.Dobbs (M.Prater kick) (13-87, 4:59)	10	21
Cardinals	3	04:12	Mi.Wilson 8 yd. pass from J.Dobbs (run failed) (11-99, 6:25)	16	21
49ers	4	14:22	C.McCaffrey 2 yd. run (J.Moody kick) (8-75, 4:50)	16	28
49ers	4	01:59	B.Purdy 1 yd. run (J.Moody kick) (14-77, 7:14)	16	34

### Team Statistics

	Cardinals	49ers
First Downs	23	30
3rd-Down Eff. (Made/Att/Pct)	8/15/53%	3/5/60%
4th-Down Eff. (Made/Att/Pct)	2/3/67%	1/1/100%
Total Net Yards	362	395
Total Plays	67	53
Yards Per Play	5.4	7.5
Rushes/Net Yards	25/105	31/124
Net Passing	257	271
Pass Attempts/Completions	41/28	21/20
Had Intercepted	0	0
Sacked/Yards Lost	1/8	1/12
Punts/Average	3/39.0	1/45.0
Penalties/Yards	9/55	4/21
Fumbles/Lost	1/0	0/0
Possession Time	30:46	29:14

### ARIZONA CARDINALS

PASSING	ATT	CP	YDS	SK/YD	TD	LG	INT	RTG
Joshua Dobbs	41	28	265	1/8	2	41	0	102.2
<b>TOTAL</b>	<b>41</b>	<b>28</b>	<b>265</b>	<b>1/8</b>	<b>2</b>	<b>41</b>	<b>0</b>	<b>102.2</b>

RUSHING	ATT	YDS	AVG	LG	TD
James Conner	11	52	4.7	11	0
Joshua Dobbs	12	48	4.0	12	0
Emari Demercado	1	3	3.0	3	0
Ezekiel Turner	1	2	2.0	2	0
<b>TOTAL</b>	<b>25</b>	<b>105</b>	<b>4.2</b>	<b>12</b>	<b>0</b>

RECEIVING	NO	YDS	AVG	LG	TD
Marquise Brown	7	96	13.7	41	0
Michael Wilson	7	76	10.9	33	2
Zach Ertz	6	53	8.8	15	0
Emari Demercado	3	21	7.0	13	0
Zach Pascal	3	10	3.3	9	0
Trey McBride	1	5	5.0	5	0
James Conner	1	4	4.0	4	0
<b>TOTAL</b>	<b>28</b>	<b>265</b>	<b>9.5</b>	<b>41</b>	<b>2</b>

TOP DEFENSE	TOT	SOLO	AST	SCK	YDS	INT
Ezekiel Turner	9	4	5	0.0	0.0	0
K'Von Wallace	8	4	4	0.0	0.0	0
Kyzir White	7	3	4	0.0	0.0	0

FIELD GOALS	FGM/FGA	PERCENT	RESULTS
Matt Prater	1-1	100.0	38G
<b>TOTAL</b>	<b>1-1</b>	<b>100.0</b>	

### SAN FRANCISCO 49ERS

PASSING	ATT	CP	YDS	SK/YD	TD	LG	INT	RTG
Brock Purdy	21	20	283	1/12	1	42	0	134.6
<b>TOTAL</b>	<b>21</b>	<b>20</b>	<b>283</b>	<b>1/12</b>	<b>1</b>	<b>42</b>	<b>0</b>	<b>134.6</b>

RUSHING	ATT	YDS	AVG	LG	TD
Christian McCaffrey	20	106	5.3	18t	3
Jordan Mason	3	10	3.3	4	0
Deebo Samuel	3	6	2.0	5	0
Kyle Juszczyk	2	3	1.5	3	0
Brock Purdy	2	0	0.0	1t	1
Sam Darnold	1	-1	-1.0	-1	0
<b>TOTAL</b>	<b>31</b>	<b>124</b>	<b>4.0</b>	<b>18T</b>	<b>4</b>

RECEIVING	NO	YDS	AVG	LG	TD
Christian McCaffrey	7	71	10.1	13	1
Brandon Aiyuk	6	148	24.7	42	0
Ray-Ray McCloud III	2	22	11.0	14	0
Jordan Mason	1	13	13.0	13	0
George Kittle	1	9	9.0	9	0
Willie Snead IV	1	9	9.0	9	0
Ronnie Bell	1	7	7.0	7	0
Kyle Juszczyk	1	4	4.0	4	0
<b>TOTAL</b>	<b>20</b>	<b>283</b>	<b>14.2</b>	<b>42</b>	<b>1</b>

TOP DEFENSE	TOT	SOLO	AST	SCK	YDS	INT
Dre Greenlaw	10	8	2	0.0	0.0	0
Fred Warner	10	8	2	0.0	0.0	0
Talanoa Hufanga	5	4	1	0.0	0.0	0



# CARDINALS 2023 TEAM STATS



## WON 1, LOST 3

09/10	L	16-20	at Washington	64,693
09/17	L	28-31	N.Y. Giants	62,080
09/24	W	28-16	Dallas	62,915
10/01	L	16-35	at San Francisco	71,521

## 2023 TEAM STATISTICS

	ARI	OPP.
<b>FIRST DOWNS</b>	<b>80</b>	<b>103</b>
Rushing	29	39
Passing	41	53
Penalty	10	11
Third Down-Made/Att	21/49	23/45
Third Down Efficiency	42.9%	51.1%
Fourth Down-Made/Att	2/4	2/3
Fourth Down Efficiency	50.0%	66.7%
<b>TOTAL NET YARDS</b>	<b>1,351</b>	<b>1,498</b>
Avg. Per Game	337.8	374.5
Total Plays	238	260
Avg. Per Play	5.7	5.8
<b>NET YARDS RUSHING</b>	<b>574</b>	<b>528</b>
Avg. Per Game	143.5	132.0
Total Rushes	109	119
Avg. Per Rush	5.3	4.4
<b>NET YARDS PASSING</b>	<b>777</b>	<b>970</b>
Avg. Per Game	194.3	242.5
Sacked/Yards Lost	6/37	12/85
Gross Yards	814	1,055
Attempts/Completions	123/87	129/90
Pct. of Completion	70.7%	69.8%
Had Intercepted	0	3
<b>PUNTS/AVERAGE</b>	<b>13/45.5</b>	<b>12/43.7</b>
Net Punting Average	40.3	40.1
<b>PUNT RETURN/AVG.</b>	<b>7/6.1</b>	<b>7/6.9</b>
<b>KICKOFF RETURN/AVG.</b>	<b>3/20.0</b>	<b>2/19.5</b>
<b>INTERCEPTION RETURN/AVG.</b>	<b>3/12.0</b>	<b>0/0.0</b>
<b>PENALTIES/YARDS</b>	<b>34/303</b>	<b>34/273</b>
<b>FUMBLES/BALL LOST</b>	<b>4/2</b>	<b>2/2</b>
<b>TOUCHDOWNS</b>	<b>9</b>	<b>12</b>
Rushing	4	7
Passing	4	5
Returns	1	0
<b>EXTRA POINTS/ATTEMPTS</b>	<b>5/5</b>	<b>12/12</b>
<b>TWO POINT CONVERSION/ATT.</b>	<b>1/4</b>	<b>0/0</b>
<b>FIELD GOALS/ATTEMPTS</b>	<b>9/10</b>	<b>6/6</b>
<b>AVG. TIME OF POSSESSION</b>	<b>28:52</b>	<b>31:08</b>

SCORE BY PERIODS	Q1	Q2	Q3	Q4	OT	PTS
TEAM	19	45	17	7	0	88
OPPONENTS	17	24	17	44	0	102

SCORING	TD	RU	PA	RT	K-PAT	FG	2PT	S	PTS
M. Prater	0	0	0	0	5/5	9/10	0	0	32
M. Brown	2	0	2	0	0/0	0/0	0	0	12
J. Conner	2	2	0	0	0/0	0/0	0	0	12
M. Wilson	2	0	2	0	0/0	0/0	0	0	12
J. Dobbs	1	1	0	0	0/0	0/0	1	0	8
R. Moore	1	1	0	0	0/0	0/0	0	0	6
C. Thomas	1	0	0	1	0/0	0/0	0	0	6
<b>TEAM</b>	<b>9</b>	<b>4</b>	<b>4</b>	<b>1</b>	<b>5/5</b>	<b>9/10</b>	<b>1</b>	<b>0</b>	<b>88</b>
<b>OPPONENTS</b>	<b>12</b>	<b>7</b>	<b>5</b>	<b>0</b>	<b>12/12</b>	<b>6/6</b>	<b>0</b>	<b>0</b>	<b>102</b>

**SACKS:** D. Gardeck 4.0, V. Dimukeje 2.5, Z. Collins 1.5, C. Watkins 1.0, J. Ledbetter 1.0, K. White 1.0, L. Fotu 1.0, **TM** 12.0, **OPP** 6.0 **FUM/LOST:** J. Dobbs 4/2, **TM** 4/2, **OPP** 2/2

PASSING	ATT	CMP	YDS	CMP%	YDS/ATT	TD	TD%	INT	INT%	LONG	SACK	LOST	RATING
J. Dobbs	123	87	814	70.7	6.6	4	3.3	0	0.0	69	6	37	99.4
<b>TEAM</b>	<b>123</b>	<b>87</b>	<b>814</b>	<b>70.7</b>	<b>6.6</b>	<b>4</b>	<b>3.3</b>	<b>0</b>	<b>0.0</b>	<b>69</b>	<b>6.0</b>	<b>37</b>	<b>99.4</b>
<b>OPPONENTS</b>	<b>129</b>	<b>90</b>	<b>1,055</b>	<b>69.8</b>	<b>8.2</b>	<b>5</b>	<b>3.9</b>	<b>3</b>	<b>2.3</b>	<b>58</b>	<b>12.0</b>	<b>85</b>	<b>97.5</b>

RUSHING	NO.	YDS	AVG	LONG	TD
J. Conner	62	318	5.1	26	2
J. Dobbs	24	141	5.9	44	1
R. Moore	5	66	13.2	45t	1
M. Brown	1	29	29.0	29	0
K. Ingram	12	15	1.3	8	0
E. Demercado	4	3	0.8	3	0
E. Turner	1	2	2.0	2	0
<b>TEAM</b>	<b>109</b>	<b>574</b>	<b>5.3</b>	<b>45t</b>	<b>4</b>
<b>OPPONENTS</b>	<b>119</b>	<b>528</b>	<b>4.4</b>	<b>31</b>	<b>7</b>

RECEIVING	TAR	NO.	YDS	AVG	LONG	TD
M. Brown	32	21	239	11.4	41	2
Z. Ertz	30	20	136	6.8	17	0
M. Wilson	16	14	237	16.9	69	2
R. Moore	12	8	55	6.9	31	0
J. Conner	10	8	30	3.8	11	0
T. McBride	7	6	62	10.3	23	0
E. Demercado	6	5	28	5.6	13	0
Z. Pascal	6	4	19	4.8	9	0
K. Ingram	1	1	8	8.0	8	0
G. Swaim	1	0	0	0.0	0	0
<b>TEAM</b>	<b>121</b>	<b>87</b>	<b>814</b>	<b>9.4</b>	<b>69</b>	<b>4</b>
<b>OPPONENTS</b>	<b>122</b>	<b>90</b>	<b>1,055</b>	<b>11.7</b>	<b>58</b>	<b>5</b>

INTERCEPTIONS	NO.	YDS	AVG	LONG	TD
J. Thompson	1	35	35.0	35	0
Z. Collins	1	1	1.0	1	0
K. White	1	0	0.0	0	0
<b>TEAM</b>	<b>3</b>	<b>36</b>	<b>12.0</b>	<b>35</b>	<b>0</b>

FUMBLES	FUM	LST	FF	REC	TD
J. Dobbs	4	2	0	2	0
<b>TEAM</b>	<b>4</b>	<b>2</b>	<b>0</b>	<b>2</b>	<b>0</b>
<b>OPPONENTS</b>	<b>2</b>	<b>2</b>	<b>0</b>	<b>0</b>	<b>0</b>

PUNTING	NO.	YDS	AVG	NET	TB	IN	LG	B
N. Cooney	13	592	45.5	40.3	1	2	56	0
<b>TEAM</b>	<b>13</b>	<b>592</b>	<b>45.5</b>	<b>40.3</b>	<b>1</b>	<b>2</b>	<b>56</b>	<b>0</b>
<b>OPPONENTS</b>	<b>12</b>	<b>524</b>	<b>43.7</b>	<b>40.1</b>	<b>0</b>	<b>5</b>	<b>59</b>	<b>0</b>

PUNT RETURNS	RET	FC	YDS	AVG	LONG	TD
G. Dortch	7	3	43	6.1	19	0
<b>TEAM</b>	<b>7</b>	<b>3</b>	<b>43</b>	<b>6.1</b>	<b>19</b>	<b>0</b>
<b>OPPONENTS</b>	<b>7</b>	<b>3</b>	<b>48</b>	<b>6.9</b>	<b>15</b>	<b>0</b>

KICKOFF RETURNS	NO.	YDS	AVG	LONG	TD
G. Dortch	3	60	20.0	28	0
<b>TEAM</b>	<b>3</b>	<b>60</b>	<b>20.0</b>	<b>28</b>	<b>0</b>
<b>OPPONENTS</b>	<b>2</b>	<b>39</b>	<b>19.5</b>	<b>21</b>	<b>0</b>

FIELD GOALS	1-19	20-29	30-39	40-49	50+
M. Prater	0/0	1/1	4/4	2/2	2/3
<b>TEAM</b>	<b>0/0</b>	<b>1/1</b>	<b>4/4</b>	<b>2/2</b>	<b>2/3</b>
<b>OPPONENTS</b>	<b>0/0</b>	<b>2/2</b>	<b>3/3</b>	<b>1/1</b>	<b>0/0</b>

**2-Pt Conv:** J. Dobbs 1, J. Conner 0, **TM** 1-4, **OPP** 0-0



# CARDINALS 2023 DEFENSIVE STATS

POS.	PLAYER	TKL.	AST.	COMB	TFL	SACKS/SK. YDS.	QH	FR	FF	INT./YDS.	PD
LB	White, Kyzir	21	16	37	3	1.0/3.0	1	0	0	1/0	1
S	Wallace, K'Von	16	14	30	0	0.0/0.0	0	0	0	0/0	3
CB	Clark, Kei'Trel	21	2	23	1	0.0/0.0	0	0	0	0/0	4
S	Thompson, Jalen	16	7	23	1	0.0/0.0	0	0	0	1/35	2
CB	Wilson, Marco	15	3	18	0	0.0/0.0	0	0	0	0/0	3
LB	Barnes, Kryz	13	3	16	1	0.0/0.0	0	0	0	0/0	3
LB	Gardeck, Dennis	11	3	14	5	4.0/45.0	6	0	1	0/0	0
DL	Ledbetter, Jonathan	8	4	12	0	1.0/0.0	1	0	0	0/0	0
LB	Collins, Zaven	8	3	11	1	1.5/13.5	2	1	0	1/1	1
LB	Turner, Ezekiel	4	6	10	0	0.0/0.0	0	0	0	0/0	0
LB	Dimukeje, Victor	5	3	8	2	2.5/16.5	4	0	1	0/0	0
DL	Strong, Kevin	4	4	8	1	0.0/0.0	0	0	0	0/0	1
DL	Watkins, Carlos	4	3	7	1	1.0/6.0	1	0	0	0/0	1
DL	Fotu, Leki	3	3	6	1	1.0/1.0	0	0	0	0/0	0
LB	Thomas, Cameron	4	1	5	2	0.0/0.0	0	1	0	0/0	1
S	Baker, Budda	3	2	5	0	0.0/0.0	0	0	0	0/0	0
DL	Stille, Ben	4	0	4	0	0.0/0.0	0	0	0	0/0	0
S	Chachere, Andre	3	1	4	0	0.0/0.0	0	0	0	0/0	2
LB	Luketa, Jesse	3	1	4	0	0.0/0.0	1	0	0	0/0	0
DL	Stills, Dante	1	3	4	0	0.0/0.0	0	0	0	0/0	0
DL	Lopez, Roy	1	2	3	0	0.0/0.0	0	0	0	0/0	0
DL	Banks, Eric	2	0	2	0	0.0/0.0	0	0	0	0/0	0
DL	Collier, L.J.	2	0	2	0	0.0/0.0	0	0	0	0/0	0
LB	Ojulari, BJ	0	1	1	0	0.0/0.0	0	0	0	0/0	0
LB	Woods, Josh	0	1	1	0	0.0/0.0	0	0	0	0/0	1
<b>TOTALS</b>		<b>172</b>	<b>86</b>	<b>258</b>	<b>19</b>	<b>12.0/85.0</b>	<b>16</b>	<b>2</b>	<b>2</b>	<b>3/36</b>	<b>23</b>

POS.	PLAYER	TKL.	AST.	COMB.
WR	Pascal, Zach	4	1	5
LB	Turner, Ezekiel	0	3	3
CB	Boyd, Kris	1	0	1
LB	Dimukeje, Victor	1	0	1
CB	Hamilton Sr., Antonio	1	0	1
CB	Matthew, Christian	1	0	1
TE	McBride, Trey	1	0	1
LB	Luketa, Jesse	0	1	1
<b>TOTALS</b>		<b>9</b>	<b>5</b>	<b>14</b>

**DEFENSIVE SCORES**

INT (0)  
FR (1) (1:02) (Shotgun) S.Howell sacked at WAS 12 for -14 yards (D.Gardeck).  
FUMBLES (D.Gardeck) [D.Gardeck], RECOVERED by ARZ-C.Thomas at WAS 2. C.Thomas for 2 yards. @ WAS (09/10/23)

Safety (0)

**SPECIAL TEAMS BIG PLAYS**

FR (0)

# CARDINALS GAME-BY-GAME OFFENSE



## 2023 REGULAR SEASON CARDINALS GAME-BY-GAME OFFENSE

	09/10	09/17	09/24	10/01	10/08	10/15	10/22	10/29	11/05	11/12	11/19	11/26	12/03	12/17	12/24	12/31	01/07	Totals
	@	vs.	vs.	@	vs.	@	@	vs.	@	vs.	@	vs.	@	vs.	@	@	vs.	
	WAS	NYG	DAL	SF	CIN	LAR	SEA	BAL	CLE	ATL	HOU	LAR	PIT	SF	CHI	PHI	SEA	
<b>FIRST DOWNS</b>																		
Total	13	24	20	23														80
Rushing	4	10	8	7														29
Passing	9	11	8	13														41
Penalty	0	3	4	3														10
<b>THIRD DOWNS</b>																		
Attempts	14	10	10	15														49
Converted	4	4	5	8														21
Percentage	28.6%	40.0%	50.0%	53.3%														42.9%
<b>FOURTH DOWNS</b>																		
Attempts	1	0	0	3														4
Converted	0	0	0	2														2
Percentage	0.0%	0	0	66.7%														50.0%
<b>TOT. OFFENSE</b>																		
Net Yards	210	379	400	362														1,351
Plays	58	60	53	67														238
Avg./Play	3.6	6.3	7.5	5.4														5.7
<b>RUSHING</b>																		
Net Yards	96	151	222	105														574
Rush. Att.	25	29	30	25														109
Avg./Att.	3.8	5.2	7.4	4.2														5.3
<b>PASSING</b>																		
Net Yards	114	228	178	257														777
Attempts	30	31	21	41														123
Completions	21	21	17	28														87
Intercepted	0	0	0	0														0
Gross Yards	132	228	189	265														814
Sacked	3.0	0.0	2.0	1.0														6.0
Yards Lost	18	0	11	8														37
<b>ADVANCES</b>																		
Rushes	25	29	30	25														109
Completions	21	21	17	28														87
Totals	46	50	47	53														196
Total Drives	11	10	9	7														37
<b>PENALTIES</b>																		
Number	9	8	8	9														34
Yards	122	57	69	55														303
<b>FUMBLES</b>																		
Number	3	0	0	1														4
Lost	2	0	0	0														2
<b>PUNTING</b>																		
Yards	235	146	94	117														592
Punts	5	3	2	3														13
Net Avg.	45.0	37.3	47.0	31.0														40.3
Gross Avg.	47.0	48.7	47.0	39.0														45.5
<b>SCORING</b>																		
Points	16	28	28	16														88
Q1	3	7	9	0														19
Q2	10	13	12	10														45
Q3	3	8	0	6														17
Q4	0	0	7	0														7
OT	0	0	0	0														0
TD Rushing	0	2	2	0														4
TD Passing	0	1	1	2														4
TD KO Returns	0	0	0	0														0
TD Punt Returns	0	0	0	0														0
TD Sp. Teams	0	0	0	0														0
TD Def. Returns	1	0	0	0														1
FG Attempts	3	3	3	1														10
FG Made	3	2	3	1														9
Safety	0	0	0	0														0
2-Pt Attempts	0	1	2	1														4
2-Pt Made	0	1	0	0														1
Time of Possession	28:36	30:37	25:27	30:46														28:51



# CARDINALS GAME-BY-GAME DEFENSE

## 2023 REGULAR SEASON CARDINALS GAME-BY-GAME DEFENSE

	09/10	09/17	09/24	10/01	10/08	10/15	10/22	10/29	11/05	11/12	11/19	11/26	12/03	12/17	12/24	12/31	01/07	Totals
	@	vs.	vs.	@	vs.	@	@	vs.	@	vs.	@	vs.	@	vs.	@	@	vs.	
	WAS	NYG	DAL	SF	CIN	LAR	SEA	BAL	CLE	ATL	HOU	LAR	PIT	SF	CHI	PHI	SEA	
<b>FIRST DOWNS</b>																		
Total	21	26	26	30														103
Rushing	7	10	12	10														39
Passing	10	15	11	17														53
Penalty	4	1	3	3														11
<b>THIRD DOWNS</b>																		
Attempts	12	12	16	5														45
Converted	4	7	9	3														23
Percentage	33.3%	58.3%	56.3%	60.0%														51.1%
<b>FOURTH DOWNS</b>																		
Attempts	0	1	1	1														3
Converted	0	1	0	1														2
Percentage	0	100.0%	0.0%	100.0%														66.7%
<b>TOT. OFFENSE</b>																		
Net Yards	248	439	416	395														1,498
Plays	65	67	75	53														260
Avg./Play	3.8	6.6	5.5	7.5														5.8
<b>RUSHING</b>																		
Net Yards	92	127	185	124														528
Rush. Att.	28	27	33	31														119
Avg./Att.	3.3	4.7	5.6	4.0														4.4
<b>PASSING</b>																		
Net Yards	156	312	231	271														970
Attempts	31	37	40	21														129
Completions	19	26	25	20														90
Intercepted	1	1	1	0														3
Gross Yards	202	321	249	283														1,055
Sacked	6.0	3.0	2.0	1.0														12.0
Yards Lost	46	9	18	12														85
<b>ADVANCES</b>																		
Rushes	28	27	33	31														119
Completions	19	26	25	20														90
Totals	47	53	58	51														209
Total Drives	13	10	8	8														39
<b>PENALTIES</b>																		
Number	8	9	13	4														34
Yards	70	75	107	21														273
<b>FUMBLES</b>																		
Number	2	0	0	0														2
Lost	2	0	0	0														2
<b>PUNTING</b>																		
Yards	266	111	102	45														524
Punts	6	3	2	1														12
Net Avg.	40.3	37.0	41.5	45.0														40.1
Gross Avg.	44.3	37.0	51.0	45.0														43.7
<b>SCORING</b>																		
Points	20	31	16	35														102
Q1	7	0	3	7														17
Q2	3	0	7	14														24
Q3	0	14	3	0														17
Q4	10	17	3	14														44
OT	0	0	0	0														0
TD Rushing	1	2	0	4														7
TD Passing	1	2	1	1														5
TD KO Returns	0	0	0	0														0
TD Punt Returns	0	0	0	0														0
TD Sp. Teams	0	0	0	0														0
TD Def. Returns	0	0	0	0														0
FG Attempts	2	1	3	0														6
FG Made	2	1	3	0														6
Safety	0	0	0	0														0
2-Pt Attempts	0	0	0	0														0
2-Pt Made	0	0	0	0														0
Time of Possession	31:24	29:23	34:33	29:14														31:08



## RUSHING

### 200 Yards Rushing

By Cardinals: 228, Beanie Wells at St. Louis, Nov. 27, 2011 (27 att., 1 TD)  
By Opponent: 228, Clinton Portis at Denver, Dec. 29, 2002 (24 att., 2 TD)

### 150 Yards Rushing

By Cardinals: 164, Kenyan Drake at Dallas, Oct. 19, 2020 (20 att., 2 TD)  
By Opponent: 190, Rashaad Penny vs. Seattle, Jan. 9, 2022 (23 att., 1 TD)

### 100 Yards Rushing

By Cardinals: 106, James Conner vs. NY Giants, Sep. 17, 2023 (23 att., 1 TD)  
By Opponent: 106, Christian McCaffrey at San Francisco, Oct. 1, 2023 (20 att., 3 TD)

### Two 100-Yard Rushers

By Cardinals: 126 yards, Ottis Anderson/102 yards, Wayne Morris at New Orleans, Oct. 5, 1980  
By Opponent: 128 yards, Marshawn Lynch/108 yards, Robert Turbin at Seattle, Dec. 9, 2012

### Four Rushing Touchdowns

By Cardinals: Kenyan Drake vs. Cleveland, Dec. 15, 2019 (5, 1, 1, 17 yards)  
By Opponent: Shaun Alexander at Seattle, Sep. 25, 2005 (25, 1, 1, 1 yards)

### Three Rushing Touchdowns

By Cardinals: Kenyan Drake (4) vs. Cleveland, Dec. 15, 2019 (5, 1, 1, 17 yards)  
By Opponent: Christian McCaffrey at San Francisco, Oct. 1, 2023 (1, 18, 2 yards)

### Two Rushing Touchdowns

By Cardinals: James Conner at LA Rams, Nov. 13, 2022 (4, 9 yards)  
By Opponent: Christian McCaffrey at San Francisco, Oct. 1, 2023 (1, 18, 2 yards)

## PASSING

### 500 Yards Passing

By Cardinals: 522, Boomer Esiason at Washington, Nov. 10, 1996-OT (35 comp., 59 att.)  
By Opponent: Never happened

### 400 Yards Passing

By Cardinals: 400, Kyler Murray vs. Minnesota, Sep. 19, 2021 (29 comp., 36 att.)  
By Opponent: 424, Jared Goff vs. LA Rams, Dec. 1, 2019 (32 comp., 43 att.)

### 300 Yards Passing

By Cardinals: 326, Kyler Murray at Minnesota, Oct. 30, 2022 (31 comp., 44 att.)  
By Opponent: 321, Daniel Jones vs. NY Giants, Sep. 17, 2023 (26 comp., 37 att.)

### Six Touchdown Passes

By Cardinals: Charley Johnson vs. New Orleans, Nov. 2, 1969 (32, 14, 28, 31, 26, 14 yards)  
By Opponent: Brett Favre at NY Jets, Sep. 28, 2008 (12, 34, 2, 17, 40, 24 yards)

### Five Touchdown Passes

By Cardinals: Kurt Warner at Chicago, Nov. 8, 2009 (11, 6, 17, 15, 4 yards)  
By Opponent: Patrick Mahomes vs. Kansas City, Sep. 11, 2022 (9, 3, 4, 1, 2 yards)

### Four Touchdown Passes

By Cardinals: Kyler Murray at Cleveland, Oct. 17, 2021 (21, 13, 9, 14 yards)  
By Opponent: Jimmy Garoppolo vs. San Francisco, Nov. 21, 2022 (7, 39, 13, 32 yards)

### Three Touchdown Passes

By Cardinals: Kyler Murray at Minnesota, Oct. 30, 2022 (6, 8, 38 yards)  
By Opponent: Brock Purdy at San Francisco, Jan. 8 2023 (21, 4, 1 yards)

## RECEIVING

### 200 Yards Receiving

By Cardinals: 217, Anquan Boldin at Detroit, Sep. 7, 2003 (10 rec., 2 TD)  
By Opponent: 200, Tyler Lockett vs. Seattle, Oct. 25, 2020 (15 rec., 3 TD)

### 150 Yards Receiving

By Cardinals: 159, DeAndre Hopkins at Minnesota, Oct. 30, 2022 (12 rec., 1 TD)  
By Opponent: 200, Tyler Lockett vs. Seattle, Oct. 25, 2020 (15 rec., 3 TD)

### 100 Yards Receiving

By Cardinals: 103, Greg Dortch vs. San Francisco, Nov. 21, 2022 (12 rec., 1 TD)  
By Opponent: 148, Brandon Aiyuk at San Francisco, Oct. 1, 2023 (6 rec.)

### Two 100-Yard Receivers

By Cardinals: 112, A.J. Green (5 rec.), 104, Christian Kirk (7 rec.) at Jacksonville, Sep. 26, 2021  
By Opponent: 172, Robert Woods (13 rec.), 107, Tyler Higbee (7 rec., 1 TD) vs. LA Rams, Dec. 1, 2019

### Four Receiving Touchdowns

By Cardinals: Roy Green vs. Seattle, Nov. 13, 1983 (15, 23, 7, 63 yards)  
By Opponent: Earnest Gray vs. NY Giants, Sep. 7, 1980 (10, 37, 42, 20 yards)

### Three Receiving Touchdowns

By Cardinals: Christian Kirk at Tampa Bay, Nov. 10, 2019 (33, 69, 15 yards)  
By Opponent: Tyler Lockett vs. Seattle, Oct. 25, 2020 (3, 47, 3 yards)

### Two Receiving Touchdowns

By Cardinals: Michael Wilson at San Francisco Jan. 2, 2022 (16, 8 yards)  
By Opponent: George Kittle at San Francisco, Jan. 8, 2023 (4,1 yards)

### 10 or More Receptions in a Game

By Cardinals: Greg Dortch (10 for 98 yards) vs. Tampa Bay, Dec. 25, 2022  
By Opponent: Austin Ekeler (11 for 60 yards) vs. LA Chargers, Nov. 27, 2022

## COMBOS

### 100-Yard Rusher/100-Yard Receiver

By Cardinals: Kenyan Drake, 100 rushing yards/DeAndre Hopkins, 127 receiving yards vs. Buffalo, Nov. 15, 2020  
By Opponent: Christian McCaffrey, 106 rushing yards/Brandon Aiyuk, 148 receiving yards at San Francisco, Oct. 1, 2023

### 100-Yard Rusher/Two 100-Yard Receivers

By Cardinals: Johnny Johnson, 103 rushing yards/Ernie Jones, 117 receiving yards/Roy Green, 120 receiving yards vs. Green Bay, Nov. 18, 1990  
By Opponent: Marshawn Lynch, 113 rushing yards/Luke Willson, 139 receiving yards/Doug Baldwin, 113 receiving yards vs. Seattle, Dec. 21, 2014

### 100-Yard Rusher/100-Yard Receiver/300-Yard Passer

By Cardinals: Chris Johnson, 109 rushing yards/Michael Floyd, 106 receiving yards/Carson Palmer 374 passing yards at Cleveland, Nov. 1, 2015  
By Opponent: Latavius Murray, 102 rushing yards/Michael Thomas, 112 receiving yards/Drew Brees, 373 passing yards at New Orleans, Oct. 27, 2019

### Two 100-Yard Receivers/300-Yard Passer

By Cardinals: A.J. Green, 112; Christian Kirk, 104; Kyler Murray, 316, at Jacksonville, Sep. 26, 2021  
By Opponent: Robert Woods, 172; Tyler Higbee, 107; Jared Goff, 424 vs. LA Rams, Dec. 1, 2019

## SCORING

### Four Total Touchdowns

By Cardinals: Kenyan Drake vs. Cleveland, Dec. 15, 2019 (4 rush)  
By Opponent: Christian McCaffrey at San Francisco, Oct. 1, 2023 (3 rush, 1 rec.)

### Three Total Touchdowns

By Cardinals: James Conner at San Francisco, Nov. 7, 2021 (2 rush, 1 rec.)  
By Opponent: Christian McCaffrey at San Francisco, Oct. 1, 2023 (3 rush, 1 rec.)

### Two-Point Conversion

By Cardinals: Joshua Dobbs run vs. NY Giants, Sep. 17, 2023  
By Opponent: Austin Ekeler reception vs. LA Chargers, Nov. 27, 2022

### Multiple Two-Point Conversions

By Cardinals: Eno Benjamin run; Zach Ertz reception vs. New Orleans, Oct. 20, 2022  
By Opponent: Todd Gurley run (2x); Malcolm Brown reception vs. LA Rams Sep. 16, 2018

### Safety

By Cardinals: Intentional grounding by Jalen Hurts in end zone vs. Philadelphia, Dec. 20, 2020  
By Opponent: Intentional grounding by Kyler Murray in end zone vs. Indianapolis, Dec. 25, 2021

## KICKING

### Six Field Goals

By Cardinals: Phil Rackers vs. San Francisco, Oct. 2, 2005 (40, 45, 48, 23, 43, 24 yards)  
By Opponent: Never happened

### Five Field Goals

By Cardinals: Phil Dawson at Washington, Dec. 17, 2017 (40, 35, 19, 34, 32 yards)  
By Opponent: Robbie Gould vs. San Francisco, Oct. 1, 2017 (49, 39, 47, 48, 23 yards)

### Four Field Goals

By Cardinals: Matt Prater at Atlanta, Jan. 1, 2023 (38, 36, 36, 57 yards)  
By Opponent: Ryan Succop vs. Tampa Bay, Dec. 25, 2022 (38, 35, 42, 40 yards)

### Three Field Goals

By Cardinals: Matt Prater vs. Sept. 24, 2023 (39, 43, 62 yards)  
By Opponent: Brandon Aubrey vs. Dallas, Sep. 24, 2023 (49, 27, 26 yards)



# THE LAST TIME - REGULAR SEASON

## Missed Point-After-Touchdown

By Cardinals: Rodrigo Blankenship vs. New Orleans, Oct. 20, 2022 (wide left)  
By Opponent: Greg Joseph at Minnesota, Oct 30, 2022 (hit left upright)

## Blocked Punt

By Cardinals: Ezekiel Turner vs. Philadelphia, Dec. 20, 2020 (Cameron Johnston punt)  
By Opponent: Richie Grant at Atlanta, Jan. 1, 2023 (Andy Lee Punt)

## Blocked Punt Return For Touchdown

By Cardinals: Dennis Gardeck (Cameron Malveaux block) at Seattle, Dec. 30, 2018, 0 yards (Michael Dickson punt)  
By Opponent: Elijahaa Penny (Michael Thomas block) at NY Giants, Oct. 20, 2019, 0 yards (Andy Lee punt)

## Blocked Field Goal Attempt

By Cardinals: Leki Fotu at Minnesota, Oct. 30, 2022 (Greg Joseph 45-yard attempt)  
By Opponent: A'Shawn Robinson at LA Rams, Jan. 3, 2021 (Mike Nugent 37-yard attempt)

## Blocked Field Goal Attempt For Touchdown

By Cardinals: Justin Bethel (Adrian Wilson block) vs. Chicago, Dec. 23, 2012, 82 yards (Olindo Mare kick)  
By Opponent: Mike Bass (Verlon Biggs block) at Washington, Sep. 24, 1972, 32 yards (Jim Bakken kick)

## RETURNS

### Punt Return For Touchdown

By Cardinals: Ted Ginn, Jr. at NY Giants, Sep. 14, 2014, 71 yards (Steve Weatherford punt)  
By Opponent: Dontae Johnson vs. Pittsburgh, Dec. 8, 2019, 85 yards (Andy Lee punt)

### Kickoff Return For Touchdown

By Cardinals: David Johnson at Chicago, Sep. 20, 2015, 108 yards (Robbie Gould kickoff)  
By Opponent: Tyler Lockett at Seattle, Dec. 31, 2017, 99 yards (Phil Dawson kickoff)

### Interception Return For Touchdown

By Cardinals: Zaven Collins vs. Seattle, Nov. 6, 2022 (30 yards, Geno Smith pass)  
By Opponent: Frankie Luvu at Carolina, Oct. 2, 2022 (33 yards, Kyle Murray pass)

### Fumble Return For Touchdown

By Cardinals: Cam Thomas at Washington, Sep. 10, 2023, 2 yards (Sam Howell fumble)  
By Opponent: Raekwon McMillan vs. New England, Dec. 12, 2022, 23 yards (De'Andre Hopkins fumble)

## DEFENSE

### Four Interceptions

By Cardinals: Kwamie Lassiter vs. San Diego, Dec. 27, 1998  
By Opponent: Never happened

### Three Interceptions

By Cardinals: Antrel Rolle at Cincinnati, Nov. 18, 2007  
By Opponent: Marcus Trufant at Seattle, Dec. 9, 2007

### Two Interceptions

By Cardinals: Marco Wilson vs. Tampa Bay, Dec. 25, 2022  
By Opponent: Tashaun Gipson Sr. at San Francisco, Jan. 8, 2023

### Two Interceptions By Teammates

By Cardinals: At Washington, Oct. 16, 1994 (Aeneas Williams and James Williams)  
By Opponent: At Seattle, Dec. 9, 2012 (Richard Sherman and Bobby Wagner)

### Four Quarterback Sacks

By Cardinals: Chandler Jones (5.0) at Tennessee, Sep. 12, 2021  
By Opponent: Cameron Wake (4.5) vs. Miami, Sep. 30, 2012

### Three Quarterback Sacks

By Cardinals: J.J. Watt at Denver, Dec. 18, 2022  
By Opponent: Josh Uche vs. New England, Dec. 12, 2022

### Two Quarterback Sacks By Teammates

By Cardinals: at Cleveland, Oct. 17, 2021 (Markus Golden 2.0, Jordan Hicks 2.0)  
By Opponent: vs. Carolina, Sep. 22, 2019 (Mario Addison 3.0, Christian Miller 2.0)

### Two Opponent Fumble Recoveries

By Cardinals: Jordan Hicks at San Francisco, Nov. 7, 2021  
By Opponent: J.J. Watt vs. Houston, Nov. 10, 2013

## TEAM SCORING

### 50 Points Scored By Team

By Cardinals: St. Louis 56 at Minnesota 14, Oct. 6, 1963  
By Opponent: Arizona 0 at Seattle 58, Dec. 9, 2012

### 40 Points Scored By Team

By Cardinals: Arizona 42, vs. New Orleans 34, Oct. 20, 2022  
By Opponent: Arizona 21, vs. Kansas City 44, Sep. 11, 2022

### 20 First-Quarter Points

By Cardinals: 21 vs. San Francisco, Sep. 10, 2006  
By Opponent: 21 vs. Denver, Oct. 18, 2018

### 20 Second-Quarter Points

By Cardinals: 21 vs. NY Giants, Sep. 17, 2023  
By Opponent: 20 vs. Philadelphia, Dec. 20, 2020

### 20 Third-Quarter Points

By Cardinals: 21 vs. Green Bay, Dec. 27, 2015  
By Opponent: 21 at San Francisco, Jan. 2, 2011

### 20 Fourth-Quarter Points

By Cardinals: 20 at Seattle, Dec. 24, 2016  
By Opponent: 21 vs. LA Rams, Dec. 6, 2020

### 30 One-Half Points

By Cardinals: 31 in first half vs. San Francisco, Sep. 27, 2015  
By Opponent: 31 in second half vs. NY Giants, Sep. 17, 2023

### Score Touchdown In Each Quarter

By Cardinals: at Cleveland, Oct. 17, 2021 (7, 16, 7, 7 points)  
By Opponent: at Minnesota, Oct. 30 2022 (7, 7, 14, 6 points)

## OFFENSE

### 500 Yards Total Offense

By Cardinals: 503 vs. Minnesota, Sep. 19, 2021  
By Opponent: 572 vs. Seattle, Oct. 25, 2020

### No Sacks/No Interceptions Allowed

By Cardinals: vs. NY Giants, Sep. 17, 2023  
By Opponent: vs. San Francisco, Nov. 21, 2022

## DEFENSE

### Shutout

By Cardinals: Arizona 23, vs. NY Giants 0, Dec. 24, 2017 (State Farm Stadium)  
By Opponent: Arizona 0, at LA Rams 34, Sep. 16, 2018 (Los Angeles Memorial Coliseum)

### Shutout At Home

By Cardinals: Arizona 23, vs. NY Giants 0, Dec. 24, 2017 (State Farm Stadium)  
By Opponent: Arizona 0, vs. Seattle 38, Sep. 14, 2003 (Sun Devil Stadium)

### Shutout On The Road

By Cardinals: Arizona 38, at Dallas 0, Nov. 16, 1970 (Cotton Bowl)  
By Opponent: Arizona 0, at LA Rams 34, Sep. 16, 2018 (Los Angeles Memorial Coliseum)

## MISCELLANEOUS

### Overtime Win At Home

By Cardinals: vs. Seattle, Oct. 25, 2020, 37-34 (State Farm Stadium)  
By Opponent: Dec. 25 2022 vs. Tampa Bay, 19-16 (State Farm Stadium)

### Overtime Win On The Road

By Cardinals: Sep. 18, 2022 at Las Vegas, 29-23 (Allegiant Stadium)  
By Opponent: Nov. 7, 2010 at Minnesota, 27-24 (Metrodome)

### 10 Or More Penalties

By Cardinals: 10, at LA Rams Nov. 13 2022 (67 yards)  
By Opponent: 13, vs. Dallas, Sep. 24, 2023 (107 yards)

### Tie Game

By Cardinals: Sep. 8, 2019 vs. Detroit, 27-27

### Over 40:00 Time of Possession (Non-OT)

By Cardinals: 40:22 at Seattle, Nov. 21, 2021  
By Opponent: 40:12 at San Francisco, Oct. 7, 2018

# CARDINALS MISCELLANEOUS STATS



Season Record.....	1-3	At Home.....	1-1	When won coin toss.....	0-1
In NFC West Games.....	0-1	On the Road.....	0-2	When lost coin toss.....	1-2
In NFC East Games.....	1-2	Outdoors.....	0-2	When scored first.....	1-1
In NFC North Games.....	0-0	Indoors.....	1-1	When opponent scores first.....	0-2
In NFC South Games.....	0-0	On Natural Grass.....	1-3	In overtime games.....	0-0
In September.....	1-2	When Cards out-rushed opponent.....	1-2	When Cards out-passed opponent.....	0-0
In October.....	0-1	While wearing white jersey/white pants.....	0-1	While wearing red jersey/red pants.....	1-2
In November.....	0-0	While wearing alternate black uniform.....	0-0	When playing in the Eastern Time Zone.....	0-1
In December.....	0-0	With roof open at State Farm Stadium.....	0-0	When Tied at Halftime.....	0-0
In January.....	0-0	With roof closed at State Farm Stadium.....	1-1	When Led at the End of 3 <sup>rd</sup> Quarter.....	1-2
When Yielding 20 Points or Less.....	1-0	When Trailing at Halftime.....	0-1	When Trailing at the End of 3 <sup>rd</sup> Quarter.....	0-1
When Scoring 20 Points or More.....	1-1	When Arizona had a 100-yd rusher.....	0-1	When Tied at the End of 3 <sup>rd</sup> Quarter.....	0-0
When Led at Halftime.....	1-2	When opp. had a 100-yd rusher.....	1-1	When Arizona had a 300-yard passer.....	0-0
When Trailing at Halftime.....	0-1	When Arizona had a 100-yd receiver.....	0-0	When opponent had a 300-yard passer.....	0-1
When Arizona had a 100-yd rusher.....	0-1	When opp. had a 100-yd receiver.....	0-1	When Arizona won turnover margin.....	1-2
When opp. had a 100-yd rusher.....	1-1			When opponent won turnover margin.....	0-0
When Arizona had a 100-yd receiver.....	0-0				
When opp. had a 100-yd receiver.....	0-1				

## Booth Initiated Reviews

Date	Opp	Explanation	Result
10-1	@ SF	Reviewed the short of the line to gain ruling for ARZ RB Joshua Dobbs-(first down)	Reversed

## Arizona Instant Replay Challenges (0-0)

Date	Opp	Explanation	Result
------	-----	-------------	--------

## Opponent Instant Replay Challenges (0-2)

Date	Opp	Explanation	Result
9-10	@ WAS	Challenged the runner was short of the line to gain ruling for WAS RB Antonio Gibson	Upheld
9-17	vs. NYG	Challenged the pass completion ruling for AZ WR Rondale Moore	Upheld

## Overtime Scoring Plays (0-0)

Date	Opp	Play
------	-----	------

## Arizona Defensive Touchdowns

Date	Opp	Play
9-10	@ WAS	LB Cameron Thomas two-yard fumble return for a touchdown

## Arizona Kick/Punt Return Touchdowns

Date	Opp	Play
------	-----	------

## Arizona Two-Point Conversion Attempts (1-4)

Date	Opp	Play
9-17	vs. NYG	Run by QB Joshua Dobbs is successful
9-24	vs. DAL	Run by RB James Conner fails
		Pass attempt from QB Joshua Dobbs to WR Marquise Brown is incomplete
10-1	@ SF	Run by RB James Conner fails

## Arizona Onside Kick Attempts/Recoveries (0-0)

Date	Opp	Play
------	-----	------



# CARDINALS SCORING DRIVES

## CARDINALS 2023 REGULAR SEASON SCORING DRIVES

DATE	OPPONENT	ACQUIRED	DRIVE				FIRST		SCORING PLAY	ARI	OPP
			START	PLAYS	YARDS	Q	TIME	DOWNS			
09/10	at Washington	Kickoff	ARI 25	8	64	Q1	3:22	2	M. Prater: 28-yard FG	3	7
		Interception	WAS 37	4	1	Q2	1:20	0	M. Prater: 54-yard FG	6	7
		Kickoff	ARI 25	11	56	Q3	4:51	4	M. Prater: 37-yard FG	16	10
09/17	N.Y. Giants	Punt	ARI 14	9	86	Q1	4:41	6	J. Conner: 4-yard run	7	0
		Punt	ARI 20	7	80	Q1	3:27	4	Q2: J. Dobbs: 23-yard run	14	0
		Punt	ARI 27	9	54	Q2	5:02	3	M. Prater: 37-yard FG	17	0
		Interception	NYG 34	6	8	Q2	3:11	1	M. Prater: 44-yard FG	20	0
		Kickoff	ARI 25	8	75	Q3	4:09	5	M. Brown: 3-yard pass from J. Dobbs	28	7
09/24	Dallas	Kickoff	ARI 25	6	54	Q1	2:29	1	M. Prater: 39-yard FG	3	0
		Punt	ARI 18	7	82	Q1	3:49	5	J. Conner: 5-yard run	9	0
		Kickoff	ARI 25	7	75	Q1	4:17	3	Q2: R. Moore: 45-yard run	15	3
		Kickoff	ARI 25	10	50	Q2	4:04	3	M. Prater: 43-yard FG	18	10
		Punt	ARI 29	5	27	Q2	0:25	2	M. Prater: 62-yard FG	21	10
		Kickoff	ARI 24	4	76	Q4	2:11	2	M. Brown: 2-yard pass from J. Dobbs	28	16
10/01	at San Francisco	Kickoff	ARI 40	13	40	Q2	6:00	3	M. Prater: 38-yard FG	3	14
		Kickoff	ARI 13	13	87	Q2	4:59	5	M. Wilson: 16-yard pass from J. Dobbs	10	21
		Punt	ARI 1	11	99	Q3	6:25	6	M. Wilson: 8-yard pass from J. Dobbs	16	21
10/08	--	--	--	--	--	--	--	--	--	--	
10/15	--	--	--	--	--	--	--	--	--	--	
10/22	--	--	--	--	--	--	--	--	--	--	
10/29	--	--	--	--	--	--	--	--	--	--	
11/05	--	--	--	--	--	--	--	--	--	--	
11/12	--	--	--	--	--	--	--	--	--	--	
11/19	--	--	--	--	--	--	--	--	--	--	
11/26	--	--	--	--	--	--	--	--	--	--	
12/03	--	--	--	--	--	--	--	--	--	--	
12/17	--	--	--	--	--	--	--	--	--	--	
12/24	--	--	--	--	--	--	--	--	--	--	
12/31	--	--	--	--	--	--	--	--	--	--	
01/07	--	--	--	--	--	--	--	--	--	--	
<b>AVG</b>				<b>8.1</b>	<b>59.6</b>		<b>3:48</b>	<b>3.2</b>			



# CARDINALS DEFENSIVE SUMMARIES



SEPTEMBER 10, 2023  
CARDINALS @ WASHINGTON COMMANDERS  
L 20-16

TOP TACKLERS		SACKS		INTS		FORCED FUMBLES		RECOVERED FUMBLES	
PLAYER	NO.	PLAYER	NO.	PLAYER	NO.	PLAYER	NO.	PLAYER	NO.
K. White	9	D. Gardeck	2.0	Z. Collins	1	V. Dimukeje	1	Z. Collins	1
K. Wallace	7	V. Dimukeje	1.0			D. Gardeck	1	C. Thomas	1
J. Ledbetter	6	L. Fotu	1.0						
M. Wilson	6	J. Ledbetter	1.0						
B. Baker	5	C. Watkins	1.0						

SEPTEMBER 17, 2023  
CARDINALS VS. NEW YORK GIANTS  
L 31-28

TOP TACKLERS		SACKS		INTS		FORCED FUMBLES		RECOVERED FUMBLES	
PLAYER	NO.	PLAYER	NO.	PLAYER	NO.	PLAYER	NO.	PLAYER	NO.
K. Wallace	8	D. Gardeck	1.0	J. Thompson	1				
K. Barnes	7	K. White	1.0						
J. Thompson	7	Z. Collins	0.5						
K. White	7	V. Dimukeje	0.5						
K. Clark	5								

SEPTEMBER 24, 2023  
CARDINALS VS. DALLAS COWBOYS  
W 28-16

TOP TACKLERS		SACKS		INTS		FORCED FUMBLES		RECOVERED FUMBLES	
PLAYER	NO.	PLAYER	NO.	PLAYER	NO.	PLAYER	NO.	PLAYER	NO.
K. White	14	Z. Collins	1.0	K. White	1				
K. Clark	10	V. Dimukeje	1.0						
J. Thompson	8								
K. Barnes	7								
K. Wallace	7								

OCTOBER 1, 2023  
CARDINALS @ SAN FRANCISCO 49ERS  
L 35-16

TOP TACKLERS		SACKS		INTS		FORCED FUMBLES		RECOVERED FUMBLES	
PLAYER	NO.	PLAYER	NO.	PLAYER	NO.	PLAYER	NO.	PLAYER	NO.
E. Turner	9	D. Gardeck	1.0						
K. Wallace	8								
K. White	7								
K. Clark	5								
Z. Collins	4								



# CARDINALS TURNOVER ANALYSIS

## 2023 REGULAR SEASON - DEFENSIVE TAKEAWAYS

DATE	OPPONENT	TAKEAWAY	QTR.	SCORE	YD-LINE	RESULT
09/10	at Washington	Z. Collins INT (S. Howell)	2	3-7	WAS-38	FG
		Z. Collins FR (V. Dimukeje FF)	2	6-7	ARZ-16	Punt
		C. Thomas FR (D. Gardeck FF)	2	13-7	WAS-2	TD
09/17	N.Y. Giants	J. Thompson INT (D. Jones)	2	17-0	ARZ-31	FG
09/24	Dallas	K. White INT (D. Prescott: touchback)	4	28-16	ARZ-(-4)	EOG
10/01	at San Francisco	None				
10/08		--	--	--	--	--
10/15		--	--	--	--	--
10/22		--	--	--	--	--
10/29		--	--	--	--	--
11/05		--	--	--	--	--
11/12		--	--	--	--	--
11/19		--	--	--	--	--
11/26		--	--	--	--	--
12/03		--	--	--	--	--
12/17		--	--	--	--	--
12/24		--	--	--	--	--
12/31		--	--	--	--	--
01/07		--	--	--	--	--

## 2023 REGULAR SEASON - OFFENSIVE GIVEAWAYS

DATE	OPPONENT	TAKEAWAY	QTR.	SCORE	YD-LINE	RESULT
09/10	at Washington	J. Dobbs fumble (M. Sweat FF; D. Payne FR)	3	16-10	ARZ-29	TD
		J. Dobbs fumble (M. Sweat FF; A. Anderson FR)	4	16-17	ARZ-37	FG
09/17	N.Y. Giants	None				
09/24	Dallas	None				
10/01	at San Francisco	None				
10/08		--	--	--	--	--
10/15		--	--	--	--	--
10/22		--	--	--	--	--
10/29		--	--	--	--	--
11/05		--	--	--	--	--
11/12		--	--	--	--	--
11/19		--	--	--	--	--
11/26		--	--	--	--	--
12/03		--	--	--	--	--
12/17		--	--	--	--	--
12/24		--	--	--	--	--
12/31		--	--	--	--	--
01/07		--	--	--	--	--

## 2023 REGULAR SEASON - TURNOVERS

<b>Offense:</b>	2 Giveaways 10 Points (1 TD, 1 FG)	<b>Ratio</b> +3 (5 takeaways, 2 giveaways)
<b>Defense:</b>	5 Takeaways 13 Points (1 TD, 2 FG)	
<b>Special Teams:</b>	0 Giveaways 0 Points (0 TD, 0 FG)	<b>Points Off Turnovers Ratio</b> +3 (13 scored, 10 allowed)
	0 Takeaways 0 Points (0 TD, 0 FG)	

# CARDINALS BIG PLAYS



DATE	OPPONENT	RUSHES				RECEPTIONS				RETURNS			
		GAIN	PLAYER	QTR	RESULT	GAIN	PLAYER	QTR	RESULT	GAIN	PLAYER	QTR	RESULT
09/10	at Washington	29	Marquise Brown	1	FG	31	Rondale Moore	1	FG				
		12	James Conner	3	Punt								
09/17	N.Y. Giants	17	James Conner	1	Miss FG	21	Michael Wilson	1	TD	35	Jalen Thompson (INT)	2	INT
		13	Joshua Dobbs	1	TD	23	Trey McBride	1	TD				
		23t	Joshua Dobbs	2	TD	22	Marquise Brown	2	FG				
		22	James Conner	3'	TD								
		10	James Conner	3'	TD								
		21	James Conner	3	TD								
09/24	Dallas	44	Joshua Dobbs	1	FG	23	Marquise Brown	3	Punt				
		20	James Conner	1	TD	69	Michael Wilson	4	TD				
		45t	Rondale Moore	2	TD								
		26	James Conner	2'	FG								
		12	James Conner	2	FG								
10/01	at San Francisco	11	James Conner	3	TD	33	Michael Wilson	2	TD				
		12	Joshua Dobbs	4	Punt	41	Marquise Brown	3	TD				
10/08	Cincinnati	--	--	--	--	--	--	--	--	--	--	--	--
10/15	at L.A. Rams	--	--	--	--	--	--	--	--	--	--	--	--
10/22	at Seattle	--	--	--	--	--	--	--	--	--	--	--	--
10/29	Baltimore	--	--	--	--	--	--	--	--	--	--	--	--
11/05	at Cleveland	--	--	--	--	--	--	--	--	--	--	--	--
11/12	Atlanta	--	--	--	--	--	--	--	--	--	--	--	--
11/19	at Houston	--	--	--	--	--	--	--	--	--	--	--	--
11/26	L.A. Rams	--	--	--	--	--	--	--	--	--	--	--	--
12/03	at Pittsburgh	--	--	--	--	--	--	--	--	--	--	--	--
12/17	San Francisco	--	--	--	--	--	--	--	--	--	--	--	--
12/24	at Chicago	--	--	--	--	--	--	--	--	--	--	--	--
12/31	at Philadelphia	--	--	--	--	--	--	--	--	--	--	--	--
TBD	Seattle	--	--	--	--	--	--	--	--	--	--	--	--

' - result within the same drive



# OPPONENT BIG PLAYS

DATE	OPPONENT	RUSHES				RECEPTIONS				RETURNS			
		GAIN	PLAYER	QTR	RESULT	GAIN	PLAYER	QTR	RESULT	GAIN	PLAYER	QTR	RESULT
09/10	at Washington					32	Curtis Samuel	2	FG				
09/17	N.Y. Giants	14t	Daniel Jones	3	TD	58	Jalin Hyatt	3	TD				
		13	Daniel Jones	3	TD	29	Darius Slayton	3	TD				
		15	Daniel Jones	4	TD	25	Darren Waller	4	TD				
		10	Saquon Barkley	4'	FG	31	Jalin Hyatt	4	TD				
		16	Saquon Barkley	4	FG								
09/24	Dallas	10	Dak Prescott	2	TD	32	CeeDee Lamb	3	FG				
		13	Dak Prescott	3	FG	27	Michael Gallup	3	Downs				
		31	Tony Pollard	3	Downs	21	Michael Gallup	4	INT				
		10	Rico Dowdle	4	FG								
10/01	at San Francisco	12	Christian McCaffrey	1'	TD	42	Brandon Aiyuk	2	TD				
		18t	Christian McCaffrey	2'	TD	25	Brandon Aiyuk	3	Punt				
		10	Christian McCaffrey	3	Punt	34	Brandon Aiyuk	3	TD				
		10	Christian McCaffrey	3	TD	20	Brandon Aiyuk	4	TD				
		16	Christian McCaffrey	4	TD								
10/08	Cincinnati	--	--	--	--	--	--	--	--	--	--	--	
10/15	at L.A. Rams	--	--	--	--	--	--	--	--	--	--	--	
10/22	at Seattle	--	--	--	--	--	--	--	--	--	--	--	
10/29	Baltimore	--	--	--	--	--	--	--	--	--	--	--	
11/05	at Cleveland	--	--	--	--	--	--	--	--	--	--	--	
11/12	Atlanta	--	--	--	--	--	--	--	--	--	--	--	
11/19	at Houston	--	--	--	--	--	--	--	--	--	--	--	
11/26	L.A. Rams	--	--	--	--	--	--	--	--	--	--	--	
12/03	at Pittsburgh	--	--	--	--	--	--	--	--	--	--	--	
12/17	San Francisco	--	--	--	--	--	--	--	--	--	--	--	
12/24	at Chicago	--	--	--	--	--	--	--	--	--	--	--	
12/31	at Philadelphia	--	--	--	--	--	--	--	--	--	--	--	
TBD	Seattle	--	--	--	--	--	--	--	--	--	--	--	

# CARDINALS SCORING AND TAKEAWAY CHART



DATE	OPPONENT	W/L/T	CARDINALS						OPPONENTS						POINT	OVERALL
			1ST	2ND	3RD	4TH	OT	TOTAL	1ST	2ND	3RD	4TH	OT	TOTAL	DIFF	RECORD
09/10	at Washington	L	3	10	3	0	--	16	7	3	0	10	--	20	-4	0-1
09/17	N.Y. Giants	L	7	13	8	0	--	28	0	0	14	17	--	31	-3	0-2
09/24	Dallas	W	9	12	0	7	--	28	3	7	3	3	--	16	+12	1-2
10/01	at San Francisco	L	0	10	6	0	--	16	7	14	0	14	--	35	-19	1-3
<b>2023 TOTALS</b>		<b>1-3</b>	<b>19</b>	<b>45</b>	<b>17</b>	<b>7</b>	<b>--</b>	<b>88</b>	<b>17</b>	<b>24</b>	<b>17</b>	<b>44</b>	<b>--</b>	<b>102</b>	<b>-14</b>	<b>1-3</b>
<b>AVG/GAME</b>			<b>4.8</b>	<b>11.3</b>	<b>4.3</b>	<b>1.8</b>	<b>--</b>	<b>22.0</b>	<b>4.3</b>	<b>6.0</b>	<b>4.3</b>	<b>11.0</b>	<b>--</b>	<b>25.5</b>	<b>-3.5</b>	

## 2023 REGULAR SEASON TAKEAWAY/GIVEAWAY CHART

DATE	OPPONENT	ARI +/- RATIO	ARI TAKEAWAYS	POINTS OFF TAKEAWAYS	ARI GIVEAWAYS	POINTS OFF GIVEAWAYS	POINTS OFF TO RATIO
09/10	at Washington	+1	3 (2 FUM, 1 INT)	10	2 (2 FUM, 0 INT)	10	0
09/17	N.Y. Giants	+1	1 (0 FUM, 1 INT)	3	0 (0 FUM, 0 INT)	0	+3
09/24	Dallas	+1	1 (0 FUM, 1 INT)	0	0 (0 FUM, 0 INT)	0	0
10/01	at San Francisco	0	0 (0 FUM, 0 INT)	0	0 (0 FUM, 0 INT)	0	0
10/08		--	--	--	--	--	--
10/15		--	--	--	--	--	--
10/22		--	--	--	--	--	--
10/29		--	--	--	--	--	--
11/05		--	--	--	--	--	--
11/12		--	--	--	--	--	--
11/19		--	--	--	--	--	--
11/26		--	--	--	--	--	--
12/03		--	--	--	--	--	--
12/17		--	--	--	--	--	--
12/24		--	--	--	--	--	--
12/31		--	--	--	--	--	--
TBD		--	--	--	--	--	--
<b>TOTALS</b>		<b>+3</b>	<b>5 (2 FUM, 3 INT)</b>	<b>13</b>	<b>2 (2 FUM, 0 INT)</b>	<b>10</b>	<b>+3</b>



# POSSESSION BREAKDOWN

DATE	OPPONENT	STARTING QB	POSS	TD	PAT	2-PT	M-2PT	FG	FGA	FGM	BK-FG	PUNT	INT	FUM	SAF	DWNS	HF	GM	PTS	TD%	SCORE%	PTS/POSS
9/10	at Washington	J. Dobbs	11	0	1	0	0	3	3	0	0	5	0	2	0	1	0	0	9	0.0	27.3	0.82
9/17	N.Y. Giants	J. Dobbs	10	3	3	1	1	2	3	1	0	3	0	0	0	0	0	1	28	30.0	50.0	2.80
9/24	Dallas	J. Dobbs	9	3	1	2	0	3	3	0	0	2	0	0	0	0	0	1	28	33.3	66.7	3.11
10/1	at San Francisco	J. Dobbs	7	2	1	1	0	1	1	0	0	3	0	0	0	1	0	0	16	28.6	42.9	2.29
10/8	Cincinnati	--	--	--	--	--	--	--	--	--	--	--	--	--	--	--	--	--	--	--	--	--
10/15	at L.A. Rams	--	--	--	--	--	--	--	--	--	--	--	--	--	--	--	--	--	--	--	--	--
10/22	at Seattle	--	--	--	--	--	--	--	--	--	--	--	--	--	--	--	--	--	--	--	--	--
10/29	Baltimore	--	--	--	--	--	--	--	--	--	--	--	--	--	--	--	--	--	--	--	--	--
11/5	at Cleveland	--	--	--	--	--	--	--	--	--	--	--	--	--	--	--	--	--	--	--	--	--
11/12	Atlanta	--	--	--	--	--	--	--	--	--	--	--	--	--	--	--	--	--	--	--	--	--
11/19	at Houston	--	--	--	--	--	--	--	--	--	--	--	--	--	--	--	--	--	--	--	--	--
11/26	L.A. Rams	--	--	--	--	--	--	--	--	--	--	--	--	--	--	--	--	--	--	--	--	--
12/3	at Pittsburgh	--	--	--	--	--	--	--	--	--	--	--	--	--	--	--	--	--	--	--	--	--
12/17	San Francisco	--	--	--	--	--	--	--	--	--	--	--	--	--	--	--	--	--	--	--	--	--
12/24	at Chicago	--	--	--	--	--	--	--	--	--	--	--	--	--	--	--	--	--	--	--	--	--
12/31	at Philadelphia	--	--	--	--	--	--	--	--	--	--	--	--	--	--	--	--	--	--	--	--	--
1/7	Seattle	--	--	--	--	--	--	--	--	--	--	--	--	--	--	--	--	--	--	--	--	--
<b>2023 TOTALS</b>			<b>37</b>	<b>8</b>	<b>6</b>	<b>4</b>	<b>1</b>	<b>9</b>	<b>10</b>	<b>1</b>	<b>0</b>	<b>13</b>	<b>0</b>	<b>2</b>	<b>0</b>	<b>2</b>	<b>0</b>	<b>2</b>	<b>81</b>	<b>21.6</b>	<b>45.9</b>	<b>2.19</b>

DATE	OPPONENT	STARTING QB	POSS	TD	PAT	2-PT	M-2PT	FG	FGA	FGM	BK-FG	PUNT	INT	FUM	SAF	DWNS	HF	GM	PTS	TD%	SCORE%	PTS/POSS
9/10	at Washington	S. Howell	13	2	2	0	0	2	2	0	0	6	1	2	0	0	0	0	20	15.4	30.8	1.54
9/17	N.Y. Giants	D. Jones	10	4	4	0	0	1	1	0	0	3	1	0	0	0	1	0	31	40.0	50.0	3.10
9/24	Dallas	D. Prescott	8	1	1	0	0	3	3	0	0	2	1	0	0	1	0	0	16	12.5	50.0	2.00
10/1	at San Francisco	B. Purdy	8	5	5	0	0	0	0	0	0	1	0	0	0	0	1	1	35	62.5	62.5	4.38
10/8	Cincinnati	--	--	--	--	--	--	--	--	--	--	--	--	--	--	--	--	--	--	--	--	--
10/15	at L.A. Rams	--	--	--	--	--	--	--	--	--	--	--	--	--	--	--	--	--	--	--	--	--
10/22	at Seattle	--	--	--	--	--	--	--	--	--	--	--	--	--	--	--	--	--	--	--	--	--
10/29	Baltimore	--	--	--	--	--	--	--	--	--	--	--	--	--	--	--	--	--	--	--	--	--
11/5	at Cleveland	--	--	--	--	--	--	--	--	--	--	--	--	--	--	--	--	--	--	--	--	--
11/12	Atlanta	--	--	--	--	--	--	--	--	--	--	--	--	--	--	--	--	--	--	--	--	--
11/19	at Houston	--	--	--	--	--	--	--	--	--	--	--	--	--	--	--	--	--	--	--	--	--
11/26	L.A. Rams	--	--	--	--	--	--	--	--	--	--	--	--	--	--	--	--	--	--	--	--	--
12/3	at Pittsburgh	--	--	--	--	--	--	--	--	--	--	--	--	--	--	--	--	--	--	--	--	--
12/17	San Francisco	--	--	--	--	--	--	--	--	--	--	--	--	--	--	--	--	--	--	--	--	--
12/24	at Chicago	--	--	--	--	--	--	--	--	--	--	--	--	--	--	--	--	--	--	--	--	--
12/31	at Philadelphia	--	--	--	--	--	--	--	--	--	--	--	--	--	--	--	--	--	--	--	--	--
1/7	Seattle	--	--	--	--	--	--	--	--	--	--	--	--	--	--	--	--	--	--	--	--	--
<b>2023 TOTALS</b>			<b>39</b>	<b>12</b>	<b>12</b>	<b>0</b>	<b>0</b>	<b>6</b>	<b>6</b>	<b>0</b>	<b>0</b>	<b>12</b>	<b>3</b>	<b>2</b>	<b>0</b>	<b>1</b>	<b>2</b>	<b>1</b>	<b>102</b>	<b>30.8</b>	<b>46.2</b>	<b>2.62</b>

# THIRD DOWN EFFICIENCY ANALYSIS



## CARDINALS 2023 REGULAR SEASON THIRD DOWN EFFICIENCY

### CARDINALS

Date	Opponent	3rd & 1	3rd & 2	3rd & 3	3rd & 4	3rd & 5	3rd & 6	3rd & 7	3rd & 8	3rd & 9	3rd & 10+	Total
09/10	at Washington	0 / 0	1 / 1	0 / 0	0 / 0	2 / 2	0 / 0	1 / 2	0 / 1	0 / 2	0 / 6	4 / 14
09/17	N.Y. Giants	1 / 1	0 / 0	0 / 0	0 / 0	1 / 1	0 / 1	1 / 1	0 / 0	0 / 1	1 / 5	4 / 10
09/24	Dallas	1 / 1	2 / 2	0 / 1	1 / 2	0 / 0	0 / 0	0 / 1	1 / 2	0 / 0	0 / 1	5 / 10
10/01	at San Francisco	1 / 1	1 / 3	1 / 1	0 / 0	1 / 2	1 / 2	1 / 1	1 / 2	1 / 1	0 / 2	8 / 15
10/08	Cincinnati	--	--	--	--	--	--	--	--	--	--	--
10/15	at L.A. Rams	--	--	--	--	--	--	--	--	--	--	--
10/22	at Seattle	--	--	--	--	--	--	--	--	--	--	--
10/29	Baltimore	--	--	--	--	--	--	--	--	--	--	--
11/05	at Cleveland	--	--	--	--	--	--	--	--	--	--	--
11/12	Atlanta	--	--	--	--	--	--	--	--	--	--	--
11/19	at Houston	--	--	--	--	--	--	--	--	--	--	--
11/26	L.A. Rams	--	--	--	--	--	--	--	--	--	--	--
12/03	at Pittsburgh	--	--	--	--	--	--	--	--	--	--	--
12/17	San Francisco	--	--	--	--	--	--	--	--	--	--	--
12/24	at Chicago	--	--	--	--	--	--	--	--	--	--	--
12/31	at Philadelphia	--	--	--	--	--	--	--	--	--	--	--
01/07	Seattle	--	--	--	--	--	--	--	--	--	--	--
<b>TOTALS</b>		<b>3 / 3</b>	<b>4 / 6</b>	<b>1 / 2</b>	<b>1 / 2</b>	<b>4 / 5</b>	<b>1 / 3</b>	<b>3 / 5</b>	<b>2 / 5</b>	<b>1 / 4</b>	<b>1 / 14</b>	<b>21 / 49</b>
		<b>100.0%</b>	<b>66.7%</b>	<b>50.0%</b>	<b>50.0%</b>	<b>80.0%</b>	<b>33.3%</b>	<b>60.0%</b>	<b>40.0%</b>	<b>25.0%</b>	<b>7.1%</b>	<b>42.9%</b>
		<b>3RD &amp; 1-3: 8 / 11 = 72.7%</b>			<b>3RD &amp; 4-6: 6 / 10 = 60.0%</b>			<b>3RD &amp; 7-10+: 7 / 28 = 25.0%</b>				

## OPPONENT 2023 REGULAR SEASON THIRD DOWN EFFICIENCY

### OPPONENT

Date	Opponent	3rd & 1	3rd & 2	3rd & 3	3rd & 4	3rd & 5	3rd & 6	3rd & 7	3rd & 8	3rd & 9	3rd & 10+	Total
09/10	at Washington	2 / 2	1 / 1	0 / 0	0 / 0	0 / 0	1 / 2	0 / 0	0 / 0	0 / 1	0 / 6	4 / 12
09/17	N.Y. Giants	4 / 4	0 / 1	0 / 0	0 / 1	0 / 0	0 / 0	0 / 1	0 / 0	1 / 1	2 / 4	7 / 12
09/24	Dallas	5 / 5	0 / 0	0 / 0	2 / 3	0 / 0	0 / 1	1 / 2	0 / 1	0 / 0	1 / 4	9 / 16
10/01	at San Francisco	1 / 1	0 / 0	0 / 0	1 / 2	0 / 0	0 / 0	1 / 1	0 / 0	0 / 0	0 / 1	3 / 5
10/08	Cincinnati	--	--	--	--	--	--	--	--	--	--	--
10/15	at L.A. Rams	--	--	--	--	--	--	--	--	--	--	--
10/22	at Seattle	--	--	--	--	--	--	--	--	--	--	--
10/29	Baltimore	--	--	--	--	--	--	--	--	--	--	--
11/05	at Cleveland	--	--	--	--	--	--	--	--	--	--	--
11/12	Atlanta	--	--	--	--	--	--	--	--	--	--	--
11/19	at Houston	--	--	--	--	--	--	--	--	--	--	--
11/26	L.A. Rams	--	--	--	--	--	--	--	--	--	--	--
12/03	at Pittsburgh	--	--	--	--	--	--	--	--	--	--	--
12/17	San Francisco	--	--	--	--	--	--	--	--	--	--	--
12/24	at Chicago	--	--	--	--	--	--	--	--	--	--	--
12/31	at Philadelphia	--	--	--	--	--	--	--	--	--	--	--
01/07	Seattle	--	--	--	--	--	--	--	--	--	--	--
<b>TOTALS</b>		<b>12 / 12</b>	<b>1 / 2</b>	<b>0 / 0</b>	<b>3 / 6</b>	<b>0 / 0</b>	<b>1 / 3</b>	<b>2 / 4</b>	<b>0 / 1</b>	<b>1 / 2</b>	<b>3 / 15</b>	<b>23 / 45</b>
		<b>100.0%</b>	<b>50.0%</b>	<b>0.0%</b>	<b>50.0%</b>	<b>0.0%</b>	<b>33.3%</b>	<b>50.0%</b>	<b>0.0%</b>	<b>50.0%</b>	<b>20.0%</b>	<b>51.1%</b>
		<b>3RD &amp; 1-3: 13 / 14 = 92.9%</b>			<b>3RD &amp; 4-6: 4 / 9 = 44.4%</b>			<b>3RD &amp; 7-10+: 6 / 22 = 27.3%</b>				



# RED ZONE BREAKDOWN

## CARDINALS

Date	Opponent	Pos	TD	PAT	2-Pt.	Miss		Blk/				Drive Ends				Score		
						PAT	FG	FGA	MFG	INT	Fum	Dwns	Half	Game	Pts	TD%	Pct.	Pts/Poss
09/10	at Washington	2	0	0	0	0	2	2	0	0	0	0	0	0	6	0.0	100.0	3.0
09/17	N.Y. Giants	3	2	1	1	0	1	1	0	0	0	0	0	0	18	66.7	100.0	6.0
09/24	Dallas	2	2	1	0	0	0	0	0	0	0	0	0	0	13	100.0	100.0	6.5
10/01	at San Francisco	3	2	1	0	0	0	0	0	0	0	1	0	0	13	66.7	66.7	4.3
10/08	Cincinnati	--	--	--	--	--	--	--	--	--	--	--	--	--	--	--	--	--
10/15	at L.A. Rams	--	--	--	--	--	--	--	--	--	--	--	--	--	--	--	--	--
10/22	at Seattle	--	--	--	--	--	--	--	--	--	--	--	--	--	--	--	--	--
10/29	Baltimore	--	--	--	--	--	--	--	--	--	--	--	--	--	--	--	--	--
11/05	at Cleveland	--	--	--	--	--	--	--	--	--	--	--	--	--	--	--	--	--
11/12	Atlanta	--	--	--	--	--	--	--	--	--	--	--	--	--	--	--	--	--
11/19	at Houston	--	--	--	--	--	--	--	--	--	--	--	--	--	--	--	--	--
11/26	L.A. Rams	--	--	--	--	--	--	--	--	--	--	--	--	--	--	--	--	--
12/03	at Pittsburgh	--	--	--	--	--	--	--	--	--	--	--	--	--	--	--	--	--
12/17	San Francisco	--	--	--	--	--	--	--	--	--	--	--	--	--	--	--	--	--
12/24	at Chicago	--	--	--	--	--	--	--	--	--	--	--	--	--	--	--	--	--
12/31	at Philadelphia	--	--	--	--	--	--	--	--	--	--	--	--	--	--	--	--	--
01/07	Seattle	--	--	--	--	--	--	--	--	--	--	--	--	--	--	--	--	--
<b>TOTALS</b>		<b>10</b>	<b>6</b>	<b>3</b>	<b>1</b>	<b>0</b>	<b>3</b>	<b>3</b>	<b>0</b>	<b>0</b>	<b>0</b>	<b>1</b>	<b>0</b>	<b>0</b>	<b>50</b>	<b>60.0</b>	<b>90.0</b>	<b>5.0</b>

## OPPONENT

Date	Opponent	Pos	TD	PAT	2-Pt.	Miss		Blk/				Drive Ends				Score		
						PAT	FG	FGA	MFG	INT	Fum	Dwns	Half	Game	Pts	TD%	Pct.	Pts/Poss
09/10	at Washington	5	2	2	0	0	2	2	0	0	1	0	0	0	20	40.0	80.0	4.0
09/17	N.Y. Giants	5	4	4	0	0	1	1	0	0	0	0	0	0	31	80.0	100.0	6.2
09/24	Dallas	5	1	1	0	0	2	2	0	1	0	1	0	0	13	20.0	60.0	2.6
10/01	at San Francisco	5	5	5	0	0	0	0	0	0	0	0	0	0	35	100.0	100.0	7.0
10/08	Cincinnati	--	--	--	--	--	--	--	--	--	--	--	--	--	--	--	--	--
10/15	at L.A. Rams	--	--	--	--	--	--	--	--	--	--	--	--	--	--	--	--	--
10/22	at Seattle	--	--	--	--	--	--	--	--	--	--	--	--	--	--	--	--	--
10/29	Baltimore	--	--	--	--	--	--	--	--	--	--	--	--	--	--	--	--	--
11/05	at Cleveland	--	--	--	--	--	--	--	--	--	--	--	--	--	--	--	--	--
11/12	Atlanta	--	--	--	--	--	--	--	--	--	--	--	--	--	--	--	--	--
11/19	at Houston	--	--	--	--	--	--	--	--	--	--	--	--	--	--	--	--	--
11/26	L.A. Rams	--	--	--	--	--	--	--	--	--	--	--	--	--	--	--	--	--
12/03	at Pittsburgh	--	--	--	--	--	--	--	--	--	--	--	--	--	--	--	--	--
12/17	San Francisco	--	--	--	--	--	--	--	--	--	--	--	--	--	--	--	--	--
12/24	at Chicago	--	--	--	--	--	--	--	--	--	--	--	--	--	--	--	--	--
12/31	at Philadelphia	--	--	--	--	--	--	--	--	--	--	--	--	--	--	--	--	--
01/07	Seattle	--	--	--	--	--	--	--	--	--	--	--	--	--	--	--	--	--
<b>TOTALS</b>		<b>20</b>	<b>12</b>	<b>12</b>	<b>0</b>	<b>0</b>	<b>5</b>	<b>5</b>	<b>0</b>	<b>1</b>	<b>1</b>	<b>1</b>	<b>0</b>	<b>0</b>	<b>99</b>	<b>60.0</b>	<b>85.0</b>	<b>5.0</b>



# CARDINALS HIGHS AND LOWS



HIGH	DATE	OPPONENT	OFFENSIVE CATEGORY	OPPONENT	DATE	LOW
28	9/17	vs. N.Y. Giants	Points	at Washington	9/10	16
	9/24	vs. Dallas		at San Francisco	10/1	
13	9/17	vs. N.Y. Giants	Points in a Quarter	at Washington	9/10	0
				vs. N.Y. Giants	9/17	
				vs. Dallas	9/24	
				at San Francisco	10/1	
21	9/24	vs. Dallas	Points in a Half	at Washington	9/10	3
3	9/17	vs. N.Y. Giants	Total Touchdowns	at Washington	9/10	1
	9/24	vs. Dallas				
67	10/1	at San Francisco	Total Plays	vs. Dallas	9/24	53
400	9/24	vs. Dallas	Total Net Yards	at Washington	9/10	210
24	9/17	vs. N.Y. Giants	Total First Downs	at Washington	9/10	13
10	9/17	vs. N.Y. Giants	First Downs Rushing	at Washington	9/10	4
13	10/1	at San Francisco	First Downs Passing	vs. Dallas	9/24	8
4	9/24	vs. Dallas	First Down Penalties	at Washington	9/10	0
53.3%	10/1	at San Francisco	Third Down Efficiency	at Washington	9/10	28.6%
7.5	9/24	vs. Dallas	Average Yards Per Play	at Washington	9/10	3.6
222	9/24	vs. Dallas	Total Net Yards Rushing	at Washington	9/10	96
30	9/24	vs. Dallas	Rushing Attempts	at Washington	9/10	25
				at San Francisco	10/1	
7.4	9/24	vs. Dallas	Rushing Average Yards	at Washington	9/10	3.8
2	9/17	vs. N.Y. Giants	Rushing Touchdowns	at Washington	9/10	0
	9/24	vs. Dallas		at San Francisco	10/1	
257	10/1	at San Francisco	Total Net Yards Passing	at Washington	9/10	114
41	10/1	at San Francisco	Passing Attempts	vs. Dallas	9/24	21
28	10/1	at San Francisco	Passing Completions	vs. Dallas	9/24	17
2	10/1	at San Francisco	Passing Touchdowns	at Washington	9/10	0
7.7	9/24	vs. Dallas	Passing Yards Average	at Washington	9/10	3.5
0	9/10	at Washington	Passes Thrown for Interception	at Washington	9/10	0
	9/17	vs. N.Y. Giants		vs. N.Y. Giants	9/17	
	9/24	vs. Dallas		vs. Dallas	9/24	
	10/1	at San Francisco		at San Francisco	10/1	
3	9/10	at Washington	Times Sacked	vs. N.Y. Giants	9/17	0
3	9/10	at Washington	QB Sacks	vs. N.Y. Giants	9/17	0
18	9/10	at Washington	Sack Yards Lost	vs. N.Y. Giants	9/17	0
5	9/10	at Washington	Total Punts	vs. Dallas	9/24	2
235	9/10	at Washington	Total Punt Yards	vs. Dallas	9/24	94
48.7	9/17	vs. N.Y. Giants	Punt Gross Average Yards	at San Francisco	10/1	39
47	9/24	vs. Dallas	Punt Net Average Yards	at San Francisco	10/1	31
4	9/10	at Washington	Punt Returns	at San Francisco	10/1	0
24	9/10	at Washington	Punt Return Yards	vs. N.Y. Giants	9/17	0
				at San Francisco	10/1	
9.5	9/24	vs. Dallas	Punt Return Yards Average	vs. N.Y. Giants	9/17	0.0
				at San Francisco	10/1	
1	9/17	vs. N.Y. Giants	Kickoff Returns	at Washington	9/10	0
	9/24	vs. Dallas				
	10/1	at San Francisco				
28	9/24	vs. Dallas	Kickoff Return Yards	at Washington	9/10	0
9	9/10	at Washington	Total Penalties	vs. N.Y. Giants	9/17	8
	10/1	at San Francisco		vs. Dallas	9/24	
122	9/10	at Washington	Penalty Yards	at San Francisco	10/1	55
3	9/10	at Washington	Total Fumbles	vs. N.Y. Giants	9/17	0
				vs. Dallas	9/24	
2	9/10	at Washington	Fumbles Lost	vs. N.Y. Giants	9/17	0
				vs. Dallas	9/24	
				at San Francisco	10/1	
30:46	10/1	at San Francisco	Time of Possession	vs. Dallas	9/24	25:27
2	9/10	at Washington	Turnovers	vs. N.Y. Giants	9/17	0
				vs. Dallas	9/24	
				at San Francisco	10/1	



# CARDINALS HIGHS AND LOWS

HIGH	DATE	OPPONENT	DEFENSIVE CATEGORY	OPPONENT	DATE	LOW
35	10/1	at San Francisco	Points	vs. Dallas	9/24	16
17	9/17	vs. N.Y. Giants	Points in a Quarter	at Washington	9/10	0
				vs. N.Y. Giants	9/17	
				at San Francisco	10/1	
31	9/17	vs. N.Y. Giants	Points in a Half	vs. N.Y. Giants	9/17	0
5	10/1	at San Francisco	Total Touchdowns	vs. Dallas	9/24	1
75	9/24	vs. Dallas	Total Plays	at San Francisco	10/1	53
439	9/17	vs. N.Y. Giants	Total Net Yards	at Washington	9/10	248
30	10/1	at San Francisco	Total First Downs	at Washington	9/10	21
12	9/24	vs. Dallas	First Downs Rushing	at Washington	9/10	7
17	10/1	at San Francisco	First Downs Passing	at Washington	9/10	10
4	9/10	at Washington	First Down Penalties	vs. N.Y. Giants	9/17	1
60.0%	10/1	at San Francisco	Third Down Efficiency	at Washington	9/10	33.3%
7.5	10/1	at San Francisco	Average Yards Per Play	at Washington	9/10	3.8
185	9/24	vs. Dallas	Total Net Yards Rushing	at Washington	9/10	92
33	9/24	vs. Dallas	Rushing Attempts	vs. N.Y. Giants	9/17	27
5.6	9/24	vs. Dallas	Rushing Average Yards	at Washington	9/10	3.3
4	10/1	at San Francisco	Rushing Touchdowns	vs. Dallas	9/24	0
312	9/17	vs. N.Y. Giants	Total Net Yards Passing	at Washington	9/10	156
40	9/24	vs. Dallas	Passing Attempts	at San Francisco	10/1	21
26	9/17	vs. N.Y. Giants	Passing Completions	at Washington	9/10	19
2	9/17	vs. N.Y. Giants	Passing Touchdowns	at Washington	9/10	1
				vs. Dallas	9/24	
				at San Francisco	10/1	
12.3	10/1	at San Francisco	Passing Yards Average	at Washington	9/10	4.2
1	9/10	at Washington	Passes Thrown for Interception	at San Francisco	10/1	0
6	9/10	at Washington	Times Sacked	at San Francisco	10/1	1
6	9/10	at Washington	QB Sacks	at San Francisco	10/1	1
46	9/10	at Washington	Sack Yards Lost	vs. N.Y. Giants	9/17	9
6	9/10	at Washington	Total Punts	at San Francisco	10/1	1
266	9/10	at Washington	Total Punt Yards	at San Francisco	10/1	45
51	9/24	vs. Dallas	Punt Gross Average Yards	vs. N.Y. Giants	9/17	37
45	10/1	at San Francisco	Punt Net Average Yards	vs. N.Y. Giants	9/17	37
3	9/10	at Washington	Punt Returns	vs. N.Y. Giants	9/17	1
				vs. Dallas	9/24	
24	10/1	at San Francisco	Punt Return Yards	vs. Dallas	9/24	0
14.0	9/17	vs. N.Y. Giants	Punt Return Yards Average	vs. Dallas	9/24	0.0
1	9/10	at Washington	Kickoff Returns	vs. N.Y. Giants	9/17	0
				vs. Dallas	9/24	
21	9/10	at Washington	Kickoff Return Yards	vs. N.Y. Giants	9/17	0
				vs. Dallas	9/24	
13	9/24	vs. Dallas	Total Penalties	at San Francisco	10/1	4
107	9/24	vs. Dallas	Penalty Yards	at San Francisco	10/1	21
2	9/10	at Washington	Total Fumbles	vs. N.Y. Giants	9/17	0
				vs. Dallas	9/24	
				at San Francisco	10/1	
2	9/10	at Washington	Fumbles Lost	vs. N.Y. Giants	9/17	0
				vs. Dallas	9/24	
				at San Francisco	10/1	
34:33	9/24	vs. Dallas	Time of Possession	at San Francisco	10/1	29:14
3	9/10	at Washington	Turnovers	at San Francisco	10/1	0



## 2023 REGULAR SEASON CARDINALS INDIVIDUAL SINGLE-GAME HIGHS

			OPPONENT	DATE
Touchdowns	2	Michael Wilson	at San Francisco 49ers	10/01
Passes Attempted	41	Joshua Dobbs	at San Francisco 49ers	10/01
Passes Completed	28	Joshua Dobbs	at San Francisco 49ers	10/01
Completion Percentage	80.9	Joshua Dobbs	vs. Dallas Cowboys	09/24
Passing Yards	265	Joshua Dobbs	at San Francisco 49ers	10/01
Yards Per Attempt	9.0	Joshua Dobbs	vs. Dallas Cowboys	09/24
Touchdown Passes	2	Joshua Dobbs	at San Francisco 49ers	10/01
Pass Receptions	7	Marquise Brown	at San Francisco 49ers	10/01
		Michael Wilson	at San Francisco 49ers	10/01
Receiving Yards	96	Marquise Brown	at San Francisco 49ers	10/01
Touchdown Receptions	2	Michael Wilson	at San Francisco 49ers	10/01
Rushing Yards	106	James Conner	vs. New York Giants	09/17
Rushing Attempts	23	James Conner	vs. New York Giants	09/17
Rushing Average	9.2	Joshua Dobbs	vs. Dallas Cowboys	09/24
Rushing Touchdowns	1	James Conner	vs. Dallas Cowboys	09/24
		Rondale Moore	vs. Dallas Cowboys	09/24
		James Conner	vs. New York Giants	09/17
		Joshua Dobbs	vs. New York Giants	09/17
Yards From Scrimmage	116	James Conner	vs. Dallas Cowboys	09/24
Combined Net Yards	116	James Conner	vs. Dallas Cowboys	09/24
Interceptions Made	1	Kyzir White	vs. Dallas Cowboys	09/24
		Jalen Thompson	vs. New York Giants	09/17
		Zaven Collins	at Washington Commanders	09/10
INT Return Yards	35	Jalen Thompson	vs. New York Giants	09/17
Tackles	14	Kyzir White	vs. Dallas Cowboys	09/24
Sacks	2.0	Dennis Gardeck	at Washington Commanders	09/10
Punts	5	Nolan Cooney	at Washington Commanders	09/10
Punts Inside the 20	2	Nolan Cooney	at Washington Commanders	09/10
Punting Average	48.7	Nolan Cooney	vs. New York Giants	09/17
Punt Returns	4	Greg Dortch	at Washington Commanders	09/10
Punt Return Yards	24	Greg Dortch	at Washington Commanders	09/10
Kickoff Returns	1	Greg Dortch	at San Francisco 49ers	10/01
		Greg Dortch	vs. Dallas Cowboys	09/24
		Greg Dortch	vs. New York Giants	09/17
Kickoff Return Yards	28	Greg Dortch	vs. Dallas Cowboys	09/24
Field Goals Attempted	3	Matt Prater	vs. Dallas Cowboys	09/24
		Matt Prater	vs. New York Giants	09/17
		Matt Prater	at Washington Commanders	09/10
Field Goals Made	3	Matt Prater	vs. Dallas Cowboys	09/24
		Matt Prater	at Washington Commanders	09/10

## 2023 REGULAR SEASON CARDINALS LONGEST PLAYS

			OPPONENT	DATE
Run From Scrimmage	45	Rondale Moore	vs. Dallas Cowboys	09/24
Touchdown Run	45	Rondale Moore	vs. Dallas Cowboys	09/24
Passing Long	69	Joshua Dobbs	vs. Dallas Cowboys	09/24
Touchdown Pass Long	16	Joshua Dobbs	at San Francisco 49ers	10/01
Pass Reception	69	Michael Wilson	vs. Dallas Cowboys	09/24
Touchdown Reception	16	Michael Wilson	at San Francisco 49ers	10/01
Interception Return	35	Jalen Thompson	vs. New York Giants	09/17
Longest Opponent's Fumble Return	2	Cameron Thomas	at Washington Commanders	09/10
Punt Return	19	Greg Dortch	vs. Dallas Cowboys	09/24
Kickoff Return	28	Greg Dortch	vs. Dallas Cowboys	09/24
Punt	56	Nolan Cooney	at Washington Commanders	09/10
Field Goal	62	Matt Prater	vs. Dallas Cowboys	09/24
Field Goal Attempt	62	Matt Prater	vs. Dallas Cowboys	09/24



# OPPONENT SUPERLATIVES

## 2023 REGULAR SEASON OPPONENTS INDIVIDUAL SINGLE-GAME HIGHS

			OPPONENT	DATE
Touchdowns	4	Christian McCaffrey	at 49ers	10/01
Passes Attempted	40	Dak Prescott	vs. Cowboys	09/24
Passes Completed	26	Daniel Jones	vs. Giants	09/17
Completion Percentage	95.2	Brock Purdy	at 49ers	10/01
Passing Yards	321	Daniel Jones	vs. Giants	09/17
Yards Per Attempt	13.5	Brock Purdy	at 49ers	10/01
Touchdown Passes	2	Daniel Jones	vs. Giants	09/17
Pass Receptions	7	Christian McCaffrey	at 49ers	10/01
Receiving Yards	148	Brandon Aiyuk	at 49ers	10/01
Touchdown Receptions	1	Christian McCaffrey	at 49ers	10/01
		Rico Dowdle	vs. Cowboys	09/24
		Saquon Barkley	vs. Giants	09/17
		Isaiah Hodgins	vs. Giants	09/17
		Brian Robinson Jr.	at Commanders	09/10
Rushing Yards	122	Tony Pollard	vs. Cowboys	09/24
Rushing Attempts	23	Tony Pollard	vs. Cowboys	09/24
Rushing Average	6.6	Daniel Jones	vs. Giants	09/17
Rushing Touchdowns	3	Christian McCaffrey	at 49ers	10/01
Yards From Scrimmage	177	Christian McCaffrey	at 49ers	10/01
Combined Net Yards	177	Christian McCaffrey	at 49ers	10/01
Interceptions Thrown	1	Dak Prescott	vs. Cowboys	09/24
		Daniel Jones	vs. Giants	09/17
		Sam Howell	at Commanders	09/10
Tackles	13	Jason Pinnock	vs. Giants	09/17
Sacks	1.5	Montez Sweat	at Commanders	09/10
Punts	6	Tress Way	at Commanders	09/10
Punts Inside the 20	3	Tress Way	at Commanders	09/10
Punting Average	51.0	Bryan Anger	vs. Cowboys	09/24
Punt Returns	3	Jamison Crowder	at Commanders	09/10
Punt Return Yards	24	Ray-Ray McCloud III	at 49ers	10/01
Kickoff Returns	1	Ray-Ray McCloud III	at 49ers	10/01
		Antonio Gibson	at Commanders	09/10
Kickoff Return Yards	21	Antonio Gibson	at Commanders	09/10
Field Goals Attempted	3	Brandon Aubrey	vs. Cowboys	09/24
Field Goals Made	3	Brandon Aubrey	vs. Cowboys	09/24

## 2023 REGULAR SEASON OPPONENTS LONGEST PLAYS

			OPPONENT	DATE
Run From Scrimmage	31	Tony Pollard	vs. Cowboys	09/24
Touchdown Run	18	Christian McCaffrey	at 49ers	10/01
Passing Long	58	Daniel Jones	vs. Giants	09/17
Touchdown Pass Long	15	Dak Prescott	vs. Cowboys	09/24
Pass Reception	58	Jalin Hyatt	vs. Giants	09/17
Touchdown Reception	15	Rico Dowdle	vs. Cowboys	09/24
Punt Return	15	Ray-Ray McCloud III	at 49ers	10/01
Kickoff Return	21	Antonio Gibson	at Commanders	09/10
Punt	59	Tress Way	at Commanders	09/10
Field Goal	49	Brandon Aubrey	vs. Cowboys	09/24
Field Goal Attempt	49	Brandon Aubrey	vs. Cowboys	09/24

# CARDINALS TRANSACTIONS



DATE	POS.	NAME	TRANSACTION	DATE	POS.	NAME	TRANSACTION
1/11	P	Nolan Cooney	Signed to a reserve/ future contract	8/28	OL	Pat Elflein	Placed on Injured Reserve
1/11	OL	Julien Davenport	Signed a reserve/future contract	8/28	CB	Nate Hairston	Released
1/11	LS	Joe Fortunato	Signed to a reserve/ future contract	8/28	QB	Colt McCoy	Released
1/11	K	Elliott Fry	Signed to a reserve/ future contract	8/29	LB	David Anenih	Released
1/11	CB	Nate Hairston	Signed to a reserve/future contract	8/29	WR	Andre Baccellia	Released
1/11	S	Juju Hughes	Signed to a reserve/ future contract	8/29	DL	Eric Banks	Released
1/11	LB	Blake Lynch	Signed to a reserve/ future contract	8/29	OL	Jackson Barton	Released
1/11	TE	Chris Pierce Jr.	Signed to a reserve/ future contract	8/29	QB	David Blough	Released
1/11	TE	Bernhard Seikovits	Signed to a reserve/ future contract	8/29	LS	Aaron Brewer	Released
1/11	WR	Auden Tate	Signed to a reserve/ future contract	8/29	S	Kendell Brooks	Released
1/11	CB	Josh Thomas	Signed to a reserve/ future contract	8/29	OL	Cohl Cabral	Released
1/11	OL	Badara Traore	Signed to a reserve/ future contract	8/29	S	Andre Chachere	Released
1/11	WR	Javon Wims	Signed to a reserve/ future contract	8/29	RB	Corey Clement	Released
3/6	OL	Hayden Howerton	Claimed off waivers from the New England Patriots	8/29	WR	Brian Cobbs	Released
3/8	WR	Robbie Anderson	Released	8/29	WR	Davion Davis	Released
3/10	WR	Greg Dortch	Signed one-year contract	8/29	WR	Kaden Davis	Released
3/10	LB	Markus Golden	Released	8/29	QB	Jeff Driskel	Released
3/14	OL	Kelvin Beachum	Signed to two-year contract	8/29	OL	Jon Gaines II	Placed on Injured Reserve
3/14	RB	Corey Clement	Signed to one-year contract	8/29	TE	Joel Honigford	Released
3/14	K	Matt Prater	Signed to two-year contract	8/29	OL	Hayden Howerton	Released
3/15	OL	Will Hernandez	Signed to two-year contract	8/29	S	Juju Hughes	Released
3/15	LB	Ezekiel Turner	Signed to one-year contract	8/29	OL	Braylon Jones	Released
3/15	OL	Hjalte Froholdt	Signed to two-year contract	8/29	DL	Rashard Lawrence	Released
3/15	LB	Kyzir White	Signed to two-year contract	8/29	LB	Zach McCloud	Released
3/20	QB	David Blough	Signed to one-year contract	8/29	CB	Kyler McMichael	Waived/injured
3/20	WR	Zach Pascal	Signed to two-year contract	8/29	QB	Kyler Murray	Placed on Reserve/Physically Unable to Perform list
3/21	DL	L.J. Collier	Signed to one-year contract	8/29	CB	Bobby Price	Released
3/21	CB	Antonio Hamilton Sr.	Signed one-year contract	8/29	RB	Stevie Scott	Released
3/21	DL	Jonathan Ledbetter	Resigned to one-year contract	8/29	TE	Bernhard Seikovits	Released
3/21	OL	Dennis Daley	Signed to two-year contract	8/29	DL	Jacob Slade	Released
3/23	LB	Josh Woods	Signed to one-year contract	8/29	WR	Brandon Smith	Released
3/25	LB	Krys Barnes	Signed to one-year contract	8/29	OL	Lecitus Smith	Released
3/30	CB	Rashad Fenton	Signed to one-year contract	8/29	LB	Kyle Soelle	Released
3/30	DL	Carlos Watkins	Signed to one-year contract	8/29	TE	Noah Togiai	Released
4/10	CB	Kris Boyd	Signed to one-year contract	8/29	OL	Badara Traore	Released
4/14	OL	Jackson Barton	Signed to one-year contract	8/29	CB	Quavian White	Released
4/17	QB	Jeff Driskel	Signed to one-year contract	8/29	CB	Garrett Williams	Placed on Reserve/Non-Football Injury list
4/17	S	Jovante Moffatt	Claimed off waivers from the Atlanta Falcons	8/29	RB	Ty'Son Williams	Released
5/9	S	Andre Chachere	Claimed off waivers from the Philadelphia Eagles	8/30	WR	Daniel Arias	Released
5/10	DL	Ben Stille	Claimed off waivers from the Cleveland Browns	8/30	OL	Trystan Colon	Acquired via waivers from the New York Jets
5/11	OL	Jon Gaines II	Signed to a four-year contract	8/30	OL	Marquis Hayes	Released
5/11	OL	Paris Johnson Jr.	Signed to a four-year contract	8/30	TE	Elijah Higgins	Acquired via waivers from the Miami Dolphins
5/11	LB	Owen Pappoe	Signed to a four-year contract	8/30	OL	Keith Ismael	Acquired via waivers from the San Francisco 49ers
5/11	DL	Dante Stills	Signed to a four-year contract	8/30	OL	Ilm Manning	Acquired via waivers from the San Francisco 49ers
5/11	QB	Clayton Tune	Signed to a four-year contract	8/30	S	Jovante Moffatt	Released
5/11	WR	Michael Wilson	Signed to a four-year contract	8/30	DL	Ben Stille	Released
5/12	CB	Kei'Trel Clark	Signed to a four-year contract	8/30	CB	Starling Thomas V	Acquired via waivers from the Detroit Lions
5/15	K	Elliott Fry	Released	8/30	S	K'Von Wallace	Acquired via waivers from the Philadelphia Eagles.
5/15	P	Matt Haack	Signed	8/31	OL	Dennis Daley	Placed on Injured Reserve
5/15	DL	Manny Jones	Released	8/31	OL	Carter O'Donnell	Acquired via waivers from the Indianapolis Colts
5/15	LB	Blake Lynch	Released	8/31	LB	Myjai Sanders	Placed on Injured Reserve
5/18	CB	Garrett Williams	Signed to a four-year contract	8/31	TE	Blake Whiteheart	Released
5/26	WR	DeAndre Hopkins	Released	9/4	LS	Aaron Brewer	Re-signed to active roster
6/5	CB	Dylan Mabin	Signed	9/4	CB	Andre Chachere	Signed to the practice squad
6/5	CB	Bobby Price	Signed	9/4	RB	Corey Clement	Signed to the practice squad
6/6	LS	Joe Fortunato	Released	9/4	WR	Kaden Davis	Signed to the practice squad
6/8	CB	Kyler McMichael	Claimed off waivers from the Buffalo Bills	9/4	QB	Jeff Driskel	Signed to the practice squad
6/8	LB	Marvin Pierre	Released	9/4	OL	Marquis Hayes	Signed to the practice squad
6/12	WR	Brandon Smith	Signed	9/4	OL	Hayden Howerton	Signed to the practice squad
6/12	WR	Auden Tate	Released	9/4	S	Jovante Moffatt	Signed to the practice squad
6/14	OL	Julien Davenport	Released	9/4	CB	Bobby Price	Signed to the practice squad
6/14	CB	Josh Thomas	Released	9/4	TE	Bernhard Seikovits	International Player practice squad exemption
6/15	WR	Javon Wims	Released	9/4	DL	Ben Stille	Signed to the practice squad
7/24	LB	BJ Ojulari	Signed to a four-year contract	9/4	CB	Quavian White	Signed to the practice squad
7/25	LS	Jack Coco	Signed to one-year contract	9/4	TE	Blake Whiteheart	Signed to the practice squad
7/25	WR	Davion Davis	Signed to one-year contract	9/9	OL	Jackson Barton	Elevated to the active roster from the practice squad
7/25	WR	Kaden Davis	Signed to one-year contract	9/9	S	Andre Chachere	Elevated to the active roster from the practice squad
7/25	OL	Pat Elflein	Signed to one-year contract	9/13	LB	Tyreek Maddox-Williams	Signed to the practice squad
7/25	LS	Matt Hembrrough	Placed on injured reserve	9/13	S	Jovante Moffatt	Placed on practice squad/injured reserve list
7/25	TE	Chris Pierce Jr.	Released	9/16	DL	Eric Banks	Elevated to the active roster from the practice squad
7/25	TE	Geoff Swaim	Signed to one-year contract	9/16	S	Andre Chachere	Signed to active roster from practice squad
7/26	TE	Zach Ertz	Placed on Active/Physically Unable to Perform list	9/16	DL	L.J. Collier	Placed on injured reserve
7/26	QB	Kyler Murray	Placed on Active/Physically Unable to Perform list	9/16	CB	Quavian White	Elevated to the active roster from the practice squad
7/26	LB	BJ Ojulari	Placed on Active/Physically Unable to Perform list	9/18	S	Budda Baker	Placed on injured reserve
7/26	CB	Garrett Williams	Placed on Non-Football Injury List	9/18	S	Joey Blount	Signed to the practice squad
7/29	LB	David Anenih	Signed	9/18	OL	Hayden Howerton	Placed on practice squad injured reserve list
7/29	CB	Dylan Mabin	Released	9/18	S	Quwantrezz Knight	Signed to the active roster from San Francisco's practice squad
8/4	LS	Jack Coco	Released	9/19	WR	Daniel Arias	Released from the practice squad
8/4	RB	Marlon Mack	Signed	9/19	DL	Jacob Slade	Signed to the practice squad
8/9	RB	Marlon Mack	Placed on injured reserve	9/20	WR	Jeff Smith	Signed to the practice squad
8/9	RB	Stevie Scott	Signed	9/23	DL	Roy Lopez	Signed to the practice squad
8/14	CB	Rashad Fenton	Placed on injured reserve	9/23	DL	Jacob Slade	Released from the practice squad
8/14	RB	Stevie Scott	Released	9/23	DL	Carlos Watkins	Placed on injured reserve
8/15	S	Sean Chandler	Signed	9/26	DL	Roy Lopez	Signed to the active roster from the practice squad
8/15	TE	Zach Ertz	Activated from Physically Unable to Perform List	9/26	DL	Jacob Slade	Signed to the practice squad
8/18	OL	Braylon Jones	Signed	9/26	LB	Davion Taylor	Signed to the practice squad
8/21	P	Matt Haack	Released	9/26	CB	Quavian White	Released from the practice squad
8/21	RB	Stevie Scott	Signed	9/30	DL	Eric Banks	Elevated to the active roster from the practice squad
8/21	OL	Lachavious Simmons	Waived	9/30	RB	Corey Clement	Elevated to the active roster from the practice squad
8/22	LB	Zach McCloud	Signed	10/2	CB	Kris Boyd	Released
8/24	S	Isaiah Simmons	Traded to the New York Giants for a seventh round pick in the 2024 NFL Draft	10/2	OL	Ilm Manning	Released
8/24	OL	Josh Jones	Traded to the Texans for a fifth round pick in the 2024 NFL Draft	10/2	CB	Christian Matthew	Released
8/24	QB	Joshua Dobbs	Acquired via trade from the Cleveland Browns for a fifth round pick in the 2024 NFL Draft in exchange for a seventh round pick in the 2024 NFL Draft.	10/2	DL	Jacob Slade	Released from the practice squad
8/25	OL	Cohl Cabral	Signed	10/3	S	Joey Blount	Signed to active roster from practice squad
8/28	CB	Sean Chandler	Released	10/3	P	Nolan Cooney	Released
				10/3	P	Blake Gillikin	Signed to the active roster
				10/3	DL	Phil Hoskins	Signed to the practice squad

# CARDINALS PARTICIPATION

## 2023 REGULAR SEASON ARIZONA CARDINALS PLAYER PARTICIPATION

PLAYERS	1	2	3	4	5	6	7	8	9	10	11	12	13	14	15	16	17	2023			
	AT WAS	NYG	DAL	AT SF	10/8	10/15	10/22	10/29	11/5	11/12	11/19	11/26	12/3	12/17	12/24	12/31	1/7	GP	GS	DNP	IN
Daniel Arias	PS	PS	-	-	-	-	-	-	-	-	-	-	-	-	-	-	-	0	0	0	0
Andre Baccellia	PS	PS	PS	PS	-	-	-	-	-	-	-	-	-	-	-	-	-	0	0	0	0
Budda Baker	S	IAJ	IR	IR	-	-	-	-	-	-	-	-	-	-	-	-	-	1	1	0	1
Eric Banks	PS	P	PS	P	-	-	-	-	-	-	-	-	-	-	-	-	-	2	0	0	0
Krys Barnes	P	ILB	ILB	P	-	-	-	-	-	-	-	-	-	-	-	-	-	4	2	0	0
Jackson Barton	P	PS	PS	PS	-	-	-	-	-	-	-	-	-	-	-	-	-	1	0	0	0
Kelvin Beachum	IAJ	DNP	DNP	DNP	-	-	-	-	-	-	-	-	-	-	-	-	-	0	0	3	1
Joey Blount	-	-	PS	PS	-	-	-	-	-	-	-	-	-	-	-	-	-	0	0	0	0
Kris Boyd	P	P	P	P	-	-	-	-	-	-	-	-	-	-	-	-	-	4	0	0	0
Aaron Brewer	P	P	P	P	-	-	-	-	-	-	-	-	-	-	-	-	-	4	0	0	0
Marquise Brown	WR	WR	WR	WR	-	-	-	-	-	-	-	-	-	-	-	-	-	4	4	0	0
Andre Chachere	P	S	P	P	-	-	-	-	-	-	-	-	-	-	-	-	-	4	1	0	0
Kei'Trel Clark	CB	CB	CB	CB	-	-	-	-	-	-	-	-	-	-	-	-	-	4	4	0	0
Corey Clement	PS	PS	PS	P	-	-	-	-	-	-	-	-	-	-	-	-	-	1	0	0	0
L.J. Collier	DE	IR	IR	IR	-	-	-	-	-	-	-	-	-	-	-	-	-	1	1	0	0
Zaven Collins	OLB	OLB	OLB	OLB	-	-	-	-	-	-	-	-	-	-	-	-	-	4	4	0	0
Trystan Colon	P	P	P	P	-	-	-	-	-	-	-	-	-	-	-	-	-	4	0	0	0
James Conner	RB	RB	RB	RB	-	-	-	-	-	-	-	-	-	-	-	-	-	4	4	0	0
Nolan Cooney	P	P	P	P	-	-	-	-	-	-	-	-	-	-	-	-	-	4	0	0	0
Dennis Daley	IR	IR	IR	IR	-	-	-	-	-	-	-	-	-	-	-	-	-	0	0	0	0
Kaden Davis	PS	PS	PS	PS	-	-	-	-	-	-	-	-	-	-	-	-	-	0	0	0	0
Emari Demercado	P	P	P	P	-	-	-	-	-	-	-	-	-	-	-	-	-	4	0	0	0
Victor Dimukeje	OLB	P	OLB	OLB	-	-	-	-	-	-	-	-	-	-	-	-	-	4	3	0	0
Joshua Dobbs	QB	QB	QB	QB	-	-	-	-	-	-	-	-	-	-	-	-	-	4	4	0	0
Greg Dortch	P	P	P	P	-	-	-	-	-	-	-	-	-	-	-	-	-	4	0	0	0
Jeff Driskel	PS	PS	PS	PS	-	-	-	-	-	-	-	-	-	-	-	-	-	0	0	0	0
Pat Elflein	IR	IR	IR	IR	-	-	-	-	-	-	-	-	-	-	-	-	-	0	0	0	0
Zach Ertz	TE	TE	TE	TE	-	-	-	-	-	-	-	-	-	-	-	-	-	4	4	0	0
Rashad Fenton	IR	IR	IR	IR	-	-	-	-	-	-	-	-	-	-	-	-	-	0	0	0	0
Leki Fotu	NT	IAJ	NT	NT	-	-	-	-	-	-	-	-	-	-	-	-	-	3	3	0	1
Hjalte Froholdt	C	C	C	C	-	-	-	-	-	-	-	-	-	-	-	-	-	4	4	0	0
Jon Gaines II	IR	IR	IR	IR	-	-	-	-	-	-	-	-	-	-	-	-	-	0	0	0	0
Dennis Gardeck	P	P	P	P	-	-	-	-	-	-	-	-	-	-	-	-	-	4	0	0	0
Antonio Hamilton Sr.	P	P	P	P	-	-	-	-	-	-	-	-	-	-	-	-	-	4	0	0	0
Marquis Hayes	PS	PS	PS	PS	-	-	-	-	-	-	-	-	-	-	-	-	-	0	0	0	0
Matt Hembrough	IR	IR	IR	IR	-	-	-	-	-	-	-	-	-	-	-	-	-	0	0	0	0
Will Hernandez	RG	RG	RG	RG	-	-	-	-	-	-	-	-	-	-	-	-	-	4	4	0	0
Elijah Higgins	IA	IA	IA	IA	-	-	-	-	-	-	-	-	-	-	-	-	-	0	0	0	4
Hayden Howerton	PS	PS/IR	PS/IR	PS/IR	-	-	-	-	-	-	-	-	-	-	-	-	-	0	0	0	0
D.J. Humphries	LT	LT	LT	LT	-	-	-	-	-	-	-	-	-	-	-	-	-	4	4	0	0
Keaontay Ingram	P	P	P	IAJ	-	-	-	-	-	-	-	-	-	-	-	-	-	3	0	0	1
Keith Ismael	DNP	P	P	P	-	-	-	-	-	-	-	-	-	-	-	-	-	3	0	1	0
Paris Johnson Jr.	RT	RT	RT	RT	-	-	-	-	-	-	-	-	-	-	-	-	-	4	4	0	0
Qwuantrezz Knight	-	-	P	P	-	-	-	-	-	-	-	-	-	-	-	-	-	2	0	0	0
Jonathan Ledbetter	DE	DE	DE	IAJ	-	-	-	-	-	-	-	-	-	-	-	-	-	3	3	0	1
Roy Lopez	-	-	PS	P	-	-	-	-	-	-	-	-	-	-	-	-	-	1	0	0	0
Jesse Luketa	P	P	P	P	-	-	-	-	-	-	-	-	-	-	-	-	-	4	0	0	0
Marlon Mack	IR	IR	IR	IR	-	-	-	-	-	-	-	-	-	-	-	-	-	0	0	0	0
Tyreek Maddox-Williams	-	PS	PS	PS	-	-	-	-	-	-	-	-	-	-	-	-	-	0	0	0	0
Ilm Manning	IA	IA	IA	IA	-	-	-	-	-	-	-	-	-	-	-	-	-	0	0	0	4
Christian Matthew	P	P	P	P	-	-	-	-	-	-	-	-	-	-	-	-	-	4	0	0	0
Trey McBride	P	TE	TE	P	-	-	-	-	-	-	-	-	-	-	-	-	-	4	2	0	0
Jovante Moffatt	PS	PS/IR	-	-	-	-	-	-	-	-	-	-	-	-	-	-	-	0	0	0	0
Rondale Moore	WR	P	P	WR	-	-	-	-	-	-	-	-	-	-	-	-	-	4	2	0	0
Kyler Murray	PUP	PUP	PUP	PUP	-	-	-	-	-	-	-	-	-	-	-	-	-	0	0	0	0
Carter O'Donnell	IA	IA	IA	IA	-	-	-	-	-	-	-	-	-	-	-	-	-	0	0	0	4
BJ Ojulari	P	P	P	P	-	-	-	-	-	-	-	-	-	-	-	-	-	4	0	0	0
Owen Pappoe	IA	P	P	P	-	-	-	-	-	-	-	-	-	-	-	-	-	3	0	0	1
Zach Pascal	P	P	P	P	-	-	-	-	-	-	-	-	-	-	-	-	-	4	0	0	0
Matt Prater	P	P	P	P	-	-	-	-	-	-	-	-	-	-	-	-	-	4	0	0	0
Bobby Price	PS	PS	PS	PS	-	-	-	-	-	-	-	-	-	-	-	-	-	0	0	0	0
Myjai Sanders	IR	IR	IR	IR	-	-	-	-	-	-	-	-	-	-	-	-	-	0	0	0	0
Bernhard Seikovits	IPP	IPP	IPP	IPP	-	-	-	-	-	-	-	-	-	-	-	-	-	0	0	0	0
Jacob Slade	-	-	-	PS	-	-	-	-	-	-	-	-	-	-	-	-	-	0	0	0	0
Ben Stille	PS	PS	P	PS	-	-	-	-	-	-	-	-	-	-	-	-	-	1	0	0	0
Dante Stills	IA	P	P	DE	-	-	-	-	-	-	-	-	-	-	-	-	-	3	1	0	1
Kevin Strong	P	P	NT	DE	-	-	-	-	-	-	-	-	-	-	-	-	-	4	2	0	0
Geoff Swaim	P	P	P	P	-	-	-	-	-	-	-	-	-	-	-	-	-	4	0	0	0
Cameron Thomas	P	OLB	P	P	-	-	-	-	-	-	-	-	-	-	-	-	-	4	1	0	0
Starling Thomas V	IA	IA	IA	IA	-	-	-	-	-	-	-	-	-	-	-	-	-	0	0	0	4
Jalen Thompson	S	S	S	S	-	-	-	-	-	-	-	-	-	-	-	-	-	4	4	0	0
Clayton Tune	DNP	DNP	DNP	DNP	-	-	-	-	-	-	-	-	-	-	-	-	-	0	0	4	0
Ezekiel Turner	P	P	P	ILB	-	-	-	-	-	-	-	-	-	-	-	-	-	4	1	0	0
K'Von Wallace	P	S	S	S	-	-	-	-	-	-	-	-	-	-	-	-	-	4	3	0	0
Carlos Watkins	P	DE	IR	IR	-	-	-	-	-	-	-	-	-	-	-	-	-	2	1	0	0
Blake Whiteheart	PS	PS	PS	PS	-	-	-	-	-	-	-	-	-	-	-	-	-	0	0	0	0
Kyzir White	ILB	ILB	ILB	ILB	-	-	-	-	-	-	-	-	-	-	-	-	-	4	4	0	0
Quavian White	PS	DNP	PS	-	-	-	-	-	-	-	-	-	-	-	-	-	-	0	0	1	0
Elijah Wilkinson	LG	LG	LG	LG	-	-	-	-	-	-	-	-	-	-	-	-	-	4	4	0	0
Garrett Williams	NFI	NFI	NFI	NFI	-	-	-	-	-	-	-	-	-	-	-	-	-	0	0	0	0
Divaad Wilson	PS	PS	PS	PS	-	-	-	-	-	-	-	-	-	-	-	-	-	0	0	0	0
Marco Wilson	CB	CB	CB	CB	-	-	-	-	-	-	-	-	-	-	-	-	-	4	4	0	0
Michael Wilson	WR	WR	WR	WR	-	-	-	-	-	-	-	-	-	-	-	-	-	4	4	0	0
Josh Woods	ILB	IAJ	IAJ	IAJ	-	-	-	-	-	-	-	-	-	-	-	-	-	1	1	0	3

**LEGEND:** Position=Started, P=Played, DNP=Did Not Play, IA=On Inactive List, IAJ=Inactive/Injured, PS=Practice Squad, IR=Injured Reserve, PS/IR=Practice Squad/Injured Reserve, NFI=Reserve/Non-Football Injury, PUP=Reserved/Physically Unable to Perform, IPP=International Player Pathway/PS Exemption, -=With Other Team/Not on Roster

# CARDINALS STARTERS AND INACTIVES



## OFFENSE

DATE	OPPONENT	WR	LT	LG	C	RG	RT	TE	QB	RB
9/10	at Washington	M. Wilson/ M. Brown/ R. Moore	D. Humphries	E. Wilkinson	H. Froholdt	W. Hernandez	P. Johnson Jr.	Z. Ertz	J. Dobbs	J. Conner
9/17	N.Y. Giants	M. Wilson/ M. Brown	D. Humphries	E. Wilkinson	H. Froholdt	W. Hernandez	P. Johnson Jr.	T. McBride/ Z. Ertz	J. Dobbs	J. Conner
9/24	Dallas	M. Wilson/ M. Brown	D. Humphries	E. Wilkinson	H. Froholdt	W. Hernandez	P. Johnson Jr.	T. McBride/ Z. Ertz	J. Dobbs	J. Conner
10/1	at San Francisco	M. Wilson/ M. Brown/ R. Moore	D. Humphries	E. Wilkinson	H. Froholdt	W. Hernandez	P. Johnson Jr.	Z. Ertz	J. Dobbs	J. Conner
10/8	Cincinnati	--	--	--	--	--	--	--	--	--
10/15	at L.A. Rams	--	--	--	--	--	--	--	--	--
10/22	at Seattle	--	--	--	--	--	--	--	--	--
10/29	Baltimore	--	--	--	--	--	--	--	--	--
11/5	at Cleveland	--	--	--	--	--	--	--	--	--
11/12	Atlanta	--	--	--	--	--	--	--	--	--
11/19	at Houston	--	--	--	--	--	--	--	--	--
11/26	L.A. Rams	--	--	--	--	--	--	--	--	--
12/3	at Pittsburgh	--	--	--	--	--	--	--	--	--
12/17	San Francisco	--	--	--	--	--	--	--	--	--
12/24	at Chicago	--	--	--	--	--	--	--	--	--
12/31	at Philadelphia	--	--	--	--	--	--	--	--	--
1/7	Seattle	--	--	--	--	--	--	--	--	--

## DEFENSE

DATE	OPPONENT	DE	NT	DE	OLB	ILB	ILB	OLB	CB	S	DB
9/10	at Washington	L. Collier	L. Fotu	J. Ledbetter	V. Dimukeje	K. White	J. Woods	Z. Collins	M. Wilson/ K. Clark	B. Baker/ J. Thompson	--
9/17	N.Y. Giants	C. Watkins	--	J. Ledbetter	C. Thomas	K. White	K. Barnes	Z. Collins	K. Clark/ M. Wilson	J. Thompson/ K. Wallace	A. Chachere
9/24	Dallas	K. Strong	L. Fotu	J. Ledbetter	V. Dimukeje	K. White	K. Barnes	Z. Collins	K. Clark/ M. Wilson	J. Thompson/ K. Wallace	--
10/1	at San Francisco	K. Strong	L. Fotu	D. Stills	V. Dimukeje	K. White	E. Turner	Z. Collins	K. Clark/ M. Wilson	J. Thompson/ K. Wallace	--
10/8	Cincinnati	--	--	--	--	--	--	--	--	--	--
10/15	at L.A. Rams	--	--	--	--	--	--	--	--	--	--
10/22	at Seattle	--	--	--	--	--	--	--	--	--	--
10/29	Baltimore	--	--	--	--	--	--	--	--	--	--
11/5	at Cleveland	--	--	--	--	--	--	--	--	--	--
11/12	Atlanta	--	--	--	--	--	--	--	--	--	--
11/19	at Houston	--	--	--	--	--	--	--	--	--	--
11/26	L.A. Rams	--	--	--	--	--	--	--	--	--	--
12/3	at Pittsburgh	--	--	--	--	--	--	--	--	--	--
12/17	San Francisco	--	--	--	--	--	--	--	--	--	--
12/24	at Chicago	--	--	--	--	--	--	--	--	--	--
12/31	at Philadelphia	--	--	--	--	--	--	--	--	--	--
1/7	Seattle	--	--	--	--	--	--	--	--	--	--

## 2023 REGULAR SEASON INACTIVES

DATE	OPPONENT	1	2	3	4	5	6	7
09/10	at Washington	OL Kelvin Beachum	TE Elijah Higgins	OL Ilm Manning	OL Carter O'Donnell	LB Owen Pappoe	DL Dante Stills	CB Starling Thomas V
09/17	N.Y. Giants	S Budda Baker	DL Leki Fotu	TE Elijah Higgins	OL Ilm Manning	OL Carter O'Donnell	CB Starling Thomas V	LB Josh Woods
09/24	Dallas	TE Elijah Higgins	OL Ilm Manning	OL Carter O'Donnell	CB Starling Thomas V	LB Josh Woods	--	--
10/01	at San Francisco	TE Elijah Higgins	RB Keaontay Ingram	DL Jonathan Ledbetter	OL Ilm Manning	OL Carter O'Donnell	CB Starling Thomas V	LB Josh Woods
10/08	Cincinnati	--	--	--	--	--	--	--
10/15	at L.A. Rams	--	--	--	--	--	--	--
10/22	at Seattle	--	--	--	--	--	--	--
10/29	Baltimore	--	--	--	--	--	--	--
11/05	at Cleveland	--	--	--	--	--	--	--
11/12	Atlanta	--	--	--	--	--	--	--
11/19	at Houston	--	--	--	--	--	--	--
11/26	L.A. Rams	--	--	--	--	--	--	--
12/03	at Pittsburgh	--	--	--	--	--	--	--
12/17	San Francisco	--	--	--	--	--	--	--
12/24	at Chicago	--	--	--	--	--	--	--
12/31	at Philadelphia	--	--	--	--	--	--	--
01/07	Seattle	--	--	--	--	--	--	--



# CARDINALS ROSTER BY POSITION

NO.	NAME	POS.	HT.	WT.	AGE	EXP.	COLLEGE	HOMETOWN	HOW ACQ.
<b>QUARTERBACKS (2)</b>									
9	Dobbs, Joshua	QB	6-3	220	28	4	Tennessee	Alpharetta, GA	TR-23 (Cle)
15	Tune, Clayton	QB	6-3	220	24	R	Houston	Carrollton, TX	D5a-23
<b>RUNNING BACKS (3)</b>									
6	Conner, James	RB	6-1	233	28	7	Pittsburgh	Erie, PA	UFA-21 (Pit)
30	Ingram, Keaontay	RB	6-0	221	23	2	USC	Carthage, TX	D6a-22
31	Demercado, Emari	RB	5-9	215	24	R	Texas Christian	Inglewood, CA	FA-23
<b>WIDE RECEIVERS (5)</b>									
0	Pascal, Zach	WR	6-2	215	28	6	Old Dominion	Upper Marlboro, MD	UFA-23 (Phi)
2	Brown, Marquise	WR	5-9	180	26	5	Oklahoma	Hollywood, FL	TR-22 (Bal)
4	Moore, Rondale	WR	5-7	181	23	3	Purdue	New Albany, IN	D2-21
14	Wilson, Michael	WR	6-2	213	23	R	Stanford	Simi Valley, CA	D3b-23
83	Dortch, Greg	WR	5-7	175	25	3	Wake Forest	Highland Springs, VA	FA-21
<b>TIGHT ENDS (4)</b>									
84	Higgins, Elijah	TE	6-3	235	22	R	Stanford	Austin, TX	WV-23 (Mia)
85	McBride, Trey	TE	6-4	246	23	2	Colorado State	Fort Morgan, CO	D2-22
86	Ertz, Zach	TE	6-5	250	32	11	Stanford	Danville, CA	TR-21 (Phi)
87	Swaim, Geoff	TE	6-4	260	30	9	Texas	Chico, CA	FA-23
<b>OFFENSIVE LINE (9)</b>									
60	Ismael, Keith	OL	6-3	310	25	3	San Diego State	Oakland, CA	WV-23 (SF)
61	O'Donnell, Carter	OL	6-5	313	24	1	Alberta	Calgary, Alberta	WV-23 (Ind)
63	Colon, Trystan	OL	6-3	320	25	4	Missouri	Webb City, MO	WV-23 (NYJ)
65	Wilkinson, Elijah	OL	6-6	314	28	7	Massachusetts	Downingtown, PA	UFA-23 (Atl)
68	Beachum, Kelvin	OL	6-3	308	34	12	SMU	Mexia, TX	FA-20
70	Johnson Jr., Paris	OL	6-6	313	22	R	Ohio State	Cincinnati, Ohio	D1-23
72	Froholdt, Hjalte	OL	6-5	310	27	4	Arkansas	Svendborg, Denmark	UFA-23 (Cle)
74	Humphries, D.J.	OL	6-5	307	29	8	Florida	Union, SC	D1-15
76	Hernandez, Will	OL	6-3	332	28	6	UTEP	Las Vegas, NV	UFA-22 (NYG)
<b>LINEBACKERS (11)</b>									
7	White, Kyzir	LB	6-2	234	27	6	West Virginia	Emmaus, PA	UFA-23 (Phi)
10	Woods, Josh	LB	6-1	236	27	5	Maryland	Baltimore, MD	UFA-23 (Det)
18	Ojulari, BJ	LB	6-2	248	21	R	LSU	Marietta, GA	D2-23
25	Collins, Zaven	LB	6-4	260	24	3	Tulsa	Hominy, OK	D1-21
43	Luketa, Jesse	LB	6-3	253	24	2	Penn State	Ottawa, Ontario	D7b-22
44	Pappoe, Owen	LB	6-0	225	23	R	Auburn	Lawrenceville, GA	D5b-23
45	Gardeck, Dennis	LB	6-0	232	29	6	Sioux Falls	Lake in the Hills, IL	FA-18
47	Turner, Ezekiel	LB	6-2	214	27	6	Washington	Pasadena, MD	FA-18
51	Barnes, Krys	LB	6-2	229	25	4	UCLA	Bakersfield, CA	UFA-23 (GB)
52	Dimukeje, Victor	LB	6-2	262	23	3	Duke	Baltimore, MD	D6a-21
97	Thomas, Cameron	LB	6-4	267	23	2	San Diego State	Carlsbad, CA	D3a-22
<b>DEFENSIVE BACKS (9)</b>									
13	Clark, Kei'Trel	CB	5-10	181	22	R	Louisville	Richmond, VA	D6a-23
20	Wilson, Marco	CB	6-0	191	24	3	Florida	Fort Lauderdale, FL	D4-21
22	Wallace, K'Von	S	5-11	205	26	4	Clemson	Highland Springs, VA	WV-23 (Phi)
24	Thomas V, Starling	CB	5-10	194	23	R	Alabama-Birmingham	Birmingham, AL	WV-23 (Det)
28	Knight, Qwuantrezz	S	6-0	199	25	1	UCLA	Gretna, FL	FA-23
32	Blount, Joey	S	6-1	201	24	2	Virginia	Atlanta, GA	FA-23
33	Hamilton Sr., Antonio	CB	6-0	195	30	8	South Carolina State	Johnston, SC	FA-21
34	Thompson, Jalen	S	5-11	190	25	5	Washington State	Downey, CA	SD5-19
36	Chachere, Andre	S	6-0	197	27	3	San Jose State	Fresno, CA	WV-23 (Phi)
<b>DEFENSIVE LINE (5)</b>									
55	Stills, Dante	DL	6-4	286	23	R	West Virginia	Fairmont, WV	D6b-23
92	Strong, Kevin	DL	6-4	295	27	5	Texas-San Antonio	Cleveland, TX	UFA-23 (Ten)
93	Ledbetter, Jonathan	DL	6-4	282	26	2	Georgia	Tucker, GA	FA-21
95	Fotu, Leki	DL	6-5	334	25	4	Utah	West Valley City, UT	D4a-20
98	Lopez, Roy	DL	6-2	318	26	3	Arizona	Tempe, AZ	FA-23
<b>SPECIALISTS (3)</b>									
5	Prater, Matt	K	5-10	201	39	17	Central Florida	Estero, FL	UFA-21 (Det)
12	Gillikin, Blake	P	6-2	196	25	3	Penn State	Atlanta, GA	FA-23
46	Brewer, Aaron	LS	6-5	232	33	12	San Diego State	Fullerton, CA	FA-16



# CARDINALS HOW THEY WERE BUILT



YEAR	DRAFTEES (17)	FREE AGENTS (23)	TRADES (3)	WAIVERS (7)	SUP. DRAFT (1)
2015	OL D.J. Humphries (1)				
2016		LS Aaron Brewer (FA-16)			
2018		LB Dennis Gardeck (FA-18)			
		LB Ezekiel Turner (FA-18)			
2019					S Jalen Thompson (SD5-19)
2020	DL Leki Fotu (4)	OL Kelvin Beachum (FA-20)			
2021	LB Zaven Collins (1)	RB James Conner (UFA-21 Pit)	TE Zach Ertz (TR-21 Phi)		
	WR Rondale Moore (2)	WR Greg Dortch (FA-21)			
	CB Marco Wilson (4)	CB Antonio Hamilton Sr. (FA-21)			
	LB Victor Dimukeje (6a)	DL Jonathan Ledbetter (FA-21)			
		K Matt Prater (UFA-21 Det)			
2022	TE Trey McBride (2)	OL Will Hernandez (UFA-22 NYG)	WR Marquise Brown (TR-22 Bal)		
	LB Cameron Thomas (3a)				
	RB Keaontay Ingram (6a)				
	LB Jesse Luketa (7b)				
2023	OL Paris Johnson Jr. (1)	LB Krys Barnes (UFA-23 GB)	QB Joshua Dobbs (TR-23 Cle)	S Andre Chachere (WV-23 Phi)	
	LB BJ Ojulari (2)	S Joey Blount (FA-23)		OL Trystan Colon (WV-23 NYJ)	
	WR Michael Wilson (3)	RB Emari Demercado (FA-23)		TE Elijah Higgins (WV-23 Mia)	
	LB Owen Pappoe (5a)	OL Hjalte Froholdt (UFA-23 Cle)		OL Keith Ismael (WV-23 SF)	
	QB Clayton Tune (5b)	P Blake Gillikin (FA-23)		OL Carter O'Donnell (WV-23 Ind)	
	CB Kei'Trel Clark (6a)	S Qwuantrezz Knight (FA-23)		CB Starling Thomas V (WV-23 Det)	
	DL Dante Stills (6b)	DL Roy Lopez (FA-23)		S K'Von Wallace (WV-23 Phi)	
		WR Zach Pascal (UFA-23 Phi)			
		DL Kevin Strong (UFA-23 Ten)			
		TE Geoff Swaim (FA-23)			
		LB Kyzir White (UFA-23 Phi)			
		OL Elijah Wilkinson (UFA-23 Atl)			
		LB Josh Woods (UFA-23 Det)			



# CARDINALS DEPTH CHART

(As of October 3, 2023)

As Prepared by Team's Media Relations Department

## OFFENSE

<b>WR</b>	2 Marquise Brown			
<b>LT</b>	74 D.J. Humphries	61 Carter O'Donnell		
<b>LG</b>	65 Elijah Wilkinson	63 Trystan Colon		
<b>C</b>	72 Hjalte Froholdt	63 Trystan Colon		
<b>RG</b>	76 Will Hernandez	60 Keith Ismael		
<b>RT</b>	<u>70 Paris Johnson Jr.</u>	68 Kelvin Beachum		
<b>TE</b>	86 Zach Ertz	85 Trey McBride	87 Geoff Swaim	<u>84 Elijah Higgins</u>
<b>WR</b>	4 Rondale Moore	83 Greg Dortch		
<b>WR</b>	<u>14 Michael Wilson</u>	0 Zach Pascal		
<b>QB</b>	9 Joshua Dobbs	<u>15 Clayton Tune</u>		
<b>RB</b>	6 James Conner	30 Keontay Ingram	<u>31 Emari Demercado</u>	

## DEFENSE

<b>DE</b>	92 Kevin Strong	<u>55 Dante Stills</u>		
<b>NT</b>	95 Leki Fotu	98 Roy Lopez		
<b>DE</b>	93 Jonathan Ledbetter			
<b>OLB</b>	45 Dennis Gardeck	52 Victor Dimukeje	43 Jesse Luketa	
<b>ILB</b>	7 Kyzir White	51 Krys Barnes		
<b>ILB</b>	10 Josh Woods	47 Ezekiel Turner	<u>44 Owen Pappoe</u>	
<b>OLB</b>	25 Zaven Collins	97 Cameron Thomas	<u>18 BJ Ojulari</u>	
<b>CB</b>	<u>13 Kei'Trel Clark</u>	33 Antonio Hamilton Sr.		
<b>CB</b>	20 Marco Wilson	<u>24 Starling Thomas V</u>		
<b>S</b>	34 Jalen Thompson	32 Joey Blount	28 Qwuantrezz Knight	
<b>S</b>	22 K'Von Wallace	36 Andre Chachere		

## SPECIALISTS

<b>K</b>	5 Matt Prater
<b>P</b>	12 Blake Gillikin
<b>LS</b>	46 Aaron Brewer
<b>H</b>	12 Blake Gillikin
<b>KR</b>	83 Greg Dortch
<b>PR</b>	83 Greg Dortch

## PRONUNCIATION GUIDE

Joey Blount .....	Blunt	Keith Ismael .....	ish-MALE
Andre Chachere .....	SASH-er-ay	Qwuantrezz Knight .....	KWAN-trez
Kei'Trel Clark .....	KEY-trell	Jesse Luketa .....	loo-KETT-uh
Emari Demercado .....	ee-MAR-ee / dee-mer-CAH-doe	BJ Ojulari .....	oh-joo-LARR-ee
Victor Dimukeje .....	dee-moo-KAY-g	Owen Pappoe .....	PAPP-oh
Leki Fotu .....	LECK-ee / FOH-too	K'Von Wallace .....	KAY-von
Hjalte Froholdt .....	YELL-duh / FRO-holt	Kyzir White .....	KY-zeer

NOTE: Rookies are underlined

# CARDINALS ALPHABETICAL ROSTER



NO.	NAME	POS	HT	WT	DOB	EXP	COLLEGE	HOMETOWN	HOW ACQ
51	Barnes, Krys	LB	6-2	229	4/2/1998	4	UCLA	Bakersfield, CA	UFA-23 (GB)
68	Beachum, Kelvin	OL	6-3	308	6/8/1989	12	SMU	Mexia, TX	FA-20
32	Blount, Joey	S	6-1	201	11/16/1998	2	Virginia	Atlanta, GA	FA-23
46	Brewer, Aaron	LS	6-5	232	7/5/1990	12	San Diego State	Fullerton, CA	FA-16
2	Brown, Marquise	WR	5-9	180	6/4/1997	5	Oklahoma	Hollywood, FL	TR-22 (Bal)
36	Chachere, Andre	S	6-0	197	2/10/1996	3	San Jose State	Fresno, CA	WV-23 (Phi)
13	Clark, Kei'Trel	CB	5-10	181	3/19/2001	R	Louisville	Richmond, VA	D6a-23
25	Collins, Zaven	LB	6-4	260	5/19/1999	3	Tulsa	Hominy, OK	D1-21
63	Colon, Trystan	OL	6-3	320	3/23/1998	4	Missouri	Webb City, MO	WV-23 (NYJ)
6	Conner, James	RB	6-1	233	5/5/1995	7	Pittsburgh	Erie, PA	UFA-21 (Pit)
31	Demercado, Emari	RB	5-9	215	1/20/1999	R	Texas Christian	Inglewood, CA	FA-23
52	Dimukeje, Victor	LB	6-2	262	11/18/1999	3	Duke	Baltimore, MD	D6a-21
9	Dobbs, Joshua	QB	6-3	220	1/26/1995	4	Tennessee	Alpharetta, GA	TR-23 (Cle)
83	Dortch, Greg	WR	5-7	175	5/29/1998	3	Wake Forest	Highland Springs, VA	FA-21
86	Ertz, Zach	TE	6-5	250	11/10/1990	11	Stanford	Danville, CA	TR-21 (Phi)
95	Fotu, Leki	DL	6-5	334	8/23/1998	4	Utah	West Valley City, UT	D4a-20
72	Froholdt, Hjalte	OL	6-5	310	8/20/1996	4	Arkansas	Svendborg, Denmark	UFA-23 (Cle)
45	Gardeck, Dennis	LB	6-0	232	8/9/1994	6	Sioux Falls	Lake in the Hills, IL	FA-18
12	Gillikin, Blake	P	6-2	196	1/21/1998	3	Penn State	Atlanta, GA	FA-23
33	Hamilton Sr., Antonio	CB	6-0	195	1/24/1993	8	South Carolina State	Johnston, SC	FA-21
76	Hernandez, Will	OL	6-3	332	9/2/1995	6	UTEP	Las Vegas, NV	UFA-22 (NYG)
84	Higgins, Elijah	TE	6-3	235	10/27/2000	R	Stanford	Austin, TX	WV-23 (Mia)
74	Humphries, D.J.	OL	6-5	307	12/28/1993	8	Florida	Union, SC	D1-15
30	Ingram, Keaontay	RB	6-0	221	10/26/1999	2	USC	Carthage, TX	D6a-22
60	Ismael, Keith	OL	6-3	310	7/25/1998	3	San Diego State	Oakland, CA	WV-23 (SF)
70	Johnson Jr., Paris	OL	6-6	313	7/3/2001	R	Ohio State	Cincinnati, Ohio	D1-23
28	Knight, Qwuantrizz	S	6-0	199	10/10/1997	1	UCLA	Gretna, FL	FA-23
93	Ledbetter, Jonathan	DL	6-4	282	9/12/1997	2	Georgia	Tucker, GA	FA-21
98	Lopez, Roy	DL	6-2	318	8/7/1997	3	Arizona	Tempe, AZ	FA-23
43	Luketa, Jesse	LB	6-3	253	1/15/1999	2	Penn State	Ottawa, Ontario	D7b-22
85	McBride, Trey	TE	6-4	246	11/22/1999	2	Colorado State	Fort Morgan, CO	D2-22
4	Moore, Rondale	WR	5-7	181	6/9/2000	3	Purdue	New Albany, IN	D2-21
61	O'Donnell, Carter	OL	6-5	313	12/23/1998	1	Alberta	Calgary, Alberta	WV-23 (Ind)
18	Ojulari, BJ	LB	6-2	248	4/5/2002	R	LSU	Marietta, GA	D2-23
44	Pappoe, Owen	LB	6-0	225	9/29/2000	R	Auburn	Lawrenceville, GA	D5b-23
0	Pascal, Zach	WR	6-2	215	12/18/1994	6	Old Dominion	Upper Marlboro, MD	UFA-23 (Phi)
5	Prater, Matt	K	5-10	201	8/10/1984	17	Central Florida	Estero, FL	UFA-21 (Det)
55	Stills, Dante	DL	6-4	286	12/14/1999	R	West Virginia	Fairmont, WV	D6b-23
92	Strong, Kevin	DL	6-4	295	8/5/1996	5	Texas-San Antonio	Cleveland, TX	UFA-23 (Ten)
87	Swaim, Geoff	TE	6-4	260	9/16/1993	9	Texas	Chico, CA	FA-23
97	Thomas, Cameron	LB	6-4	267	7/1/2000	2	San Diego State	Carlsbad, CA	D3a-22
24	Thomas V, Starling	CB	5-10	194	1/25/2000	R	Alabama-Birmingham	Birmingham, AL	WV-23 (Det)
34	Thompson, Jalen	S	5-11	190	7/18/1998	5	Washington State	Downey, CA	SD5-19
15	Tune, Clayton	QB	6-3	220	3/23/1999	R	Houston	Carrollton, TX	D5a-23
47	Turner, Ezekiel	LB	6-2	214	6/9/1996	6	Washington	Pasadena, MD	FA-18
22	Wallace, K'Von	S	5-11	205	7/25/1997	4	Clemson	Highland Springs, VA	WV-23 (Phi)
7	White, Kyzir	LB	6-2	234	3/24/1996	6	West Virginia	Emmaus, PA	UFA-23 (Phi)
65	Wilkinson, Elijah	OL	6-6	314	2/10/1995	7	Massachusetts	Downingtown, PA	UFA-23 (Atl)
20	Wilson, Marco	CB	6-0	191	3/3/1999	3	Florida	Fort Lauderdale, FL	D4-21
14	Wilson, Michael	WR	6-2	213	2/23/2000	R	Stanford	Simi Valley, CA	D3b-23
10	Woods, Josh	LB	6-1	236	7/1/1996	5	Maryland	Baltimore, MD	UFA-23 (Det)
<b>Injured Reserve (10)</b>									
3	Baker, Budda	S	5-10	195	1/10/1996	7	Washington	Bellevue, WA	D2-17
91	Collier, L.J.	DL	6-2	291	9/12/1995	5	TCU	Munday, Texas	UFA-23 (Sea)
71	Daley, Dennis	OL	6-6	326	8/7/1996	5	South Carolina	Columbia, S.C.	UFA-23 (Ten)
50	Elflein, Pat	OL	6-3	305	7/6/1994	7	Ohio State	Pickerington, OH	FA-23
24	Fenton, Rashad	CB	5-11	193	2/17/1997	5	South Carolina	Miami, FL	UFA-23 (Atl)
59	Gaines II, Jon	OL	6-4	303	5/24/1999	R	UCLA	Wauwatosa, WI	D4-23
39	Hembrough, Matt	LS	6-3	236	5/17/1999	R	Oklahoma State	Lisle, IL	FA-23
32	Mack, Marlon	RB	5-11	210	3/7/1996	7	South Florida	Sarasota, Fla	FA-23
41	Sanders, Myjai	LB	6-5	248	7/12/1998	2	Cincinnati	Jacksonville, FL	D3b-22
94	Watkins, Carlos	DL	6-3	305	12/5/1993	7	Clemson	Forest City, NC	UFA-23 (Dal)
<b>Practice Squad (15)</b>									
82	Baccellia, Andre	WR	5-10	175	1/7/1997	2	Washington	Thousand Oaks, CA	FA-21
96	Banks, Eric	DL	6-5	274	1/30/1998	2	Texas-San Antonio	Memphis, TN	FA-22
66	Barton, Jackson	OL	6-7	302	8/8/1995	3	Utah	Park City, UT	UFA-23 (LV)
23	Clement, Corey	RB	5-10	220	11/2/1994	7	Wisconsin	Glassboro, NJ	FA-22
17	Davis, Kaden	WR	6-1	190	9/25/1998	1	Northwest Missouri State	Ellsworth, KS	FA-23
19	Driskel, Jeff	QB	6-4	235	4/23/1993	6	Louisiana Tech	Oviedo, FL	UFA-23 (Hou)
78	Hayes, Marquis	OL	6-5	318	2/14/1999	1	Oklahoma	St. Louis, MO	D7-22
79	Hoskins, Phil	DL	6-5	315	1/2/1997	3	Kentucky	Toledo, Ohio	FA-23
58	Maddox-Williams, Tyreek	LB	6-0	228	10/28/1997	1	Rutgers	Philadelphia, PA	FA-23
26	Price, Bobby	CB	6-3	208	4/25/1998	3	Norfolk State	Virginia Beach, VA	FA-23
81	Smith, Jeff	WR	6-1	195	4/21/1997	5	Boston College	St. Petersburg, Fla.	FA-23
90	Stille, Ben	DL	6-4	296	11/12/1997	2	Nebraska	Ashland, NE	WV-23 (Cle)
54	Taylor, Davion	LB	6-1	230	8/5/1998	3	Colorado	Magnolia, MS	FA-23
89	Whiteheart, Blake	TE	6-4	247	3/22/2000	R	Wake Forest	Winston-Salem, NC	FA-23
27	Wilson, Divaad	CB	6-0	195	1/26/2000	R	Central Florida	Miami, Fla.	FA-23
<b>International Player Pathway/PS Exemption (1)</b>									
80	Seikovits, Bernhard	TE	6-5	262	7/24/1997	1	No College	Vienna, Austria	FA-21
<b>Practice Squad/Injured Reserve (1)</b>									
75	Howerton, Hayden	OL	6-3	300	2/11/1999	1	Southern Methodist	Katy, TX	WV-23 (NE)
<b>Reserve/Non-Football Injury (1)</b>									
21	Williams, Garrett	DB	5-10	192	6/1/2001	R	Syracuse	Harrisburg, NC	D3a-23
<b>Reserved/Physically Unable to Perform (1)</b>									
1	Murray, Kyler	QB	5-10	207	8/7/1997	5	Oklahoma	Allen, TX	D1-19



# CARDINALS NUMERICAL ROSTER

NO.	NAME	POS	HT	WT	DOB	EXP	COLLEGE	HOW ACQ
0	Zach Pascal	WR	6-2	215	12/18/1994	6	Old Dominion	UFA-23 (Phi)
2	Marquise Brown	WR	5-9	180	6/4/1997	5	Oklahoma	TR-22 (Bal)
4	Rondale Moore	WR	5-7	181	6/9/2000	3	Purdue	D2-21
5	Matt Prater	K	5-10	201	8/10/1984	17	Central Florida	UFA-21 (Det)
6	James Conner	RB	6-1	233	5/5/1995	7	Pittsburgh	UFA-21 (Pit)
7	Kyzir White	LB	6-2	234	3/24/1996	6	West Virginia	UFA-23 (Phi)
9	Joshua Dobbs	QB	6-3	220	1/26/1995	4	Tennessee	TR-23 (Cle)
10	Josh Woods	LB	6-1	236	7/1/1996	5	Maryland	UFA-23 (Det)
12	Blake Gillikin	P	6-2	196	1/21/1998	3	Penn State	FA-23
13	Kei'Trel Clark	CB	5-10	181	3/19/2001	R	Louisville	D6a-23
14	Michael Wilson	WR	6-2	213	2/23/2000	R	Stanford	D3b-23
15	Clayton Tune	QB	6-3	220	3/23/1999	R	Houston	D5a-23
18	BJ Ojulari	LB	6-2	248	4/5/2002	R	LSU	D2-23
20	Marco Wilson	CB	6-0	191	3/3/1999	3	Florida	D4-21
22	K'Von Wallace	S	5-11	205	7/25/1997	4	Clemson	WV-23 (Phi)
24	Starling Thomas V	CB	5-10	194	1/25/2000	R	Alabama-Birmingham	WV-23 (Det)
25	Zaven Collins	LB	6-4	260	5/19/1999	3	Tulsa	D1-21
28	Qwuantrezz Knight	S	6-0	199	10/10/1997	1	UCLA	FA-23
30	Keaontay Ingram	RB	6-0	221	10/26/1999	2	USC	D6a-22
31	Emari Demercado	RB	5-9	215	1/20/1999	R	Texas Christian	FA-23
32	Joey Blount	S	6-1	201	11/16/1998	2	Virginia	FA-23
33	Antonio Hamilton Sr.	CB	6-0	195	1/24/1993	8	South Carolina State	FA-21
34	Jalen Thompson	S	5-11	190	7/18/1998	5	Washington State	SD5-19
36	Andre Chachere	S	6-0	197	2/10/1996	3	San Jose State	WV-23 (Phi)
43	Jesse Luketa	LB	6-3	253	1/15/1999	2	Penn State	D7b-22
44	Owen Pappoe	LB	6-0	225	9/29/2000	R	Auburn	D5b-23
45	Dennis Gardeck	LB	6-0	232	8/9/1994	6	Sioux Falls	FA-18
46	Aaron Brewer	LS	6-5	232	7/5/1990	12	San Diego State	FA-16
47	Ezekiel Turner	LB	6-2	214	6/9/1996	6	Washington	FA-18
51	Krys Barnes	LB	6-2	229	4/2/1998	4	UCLA	UFA-23 (GB)
52	Victor Dimukeje	LB	6-2	262	11/18/1999	3	Duke	D6a-21
55	Dante Stills	DL	6-4	286	12/14/1999	R	West Virginia	D6b-23
60	Keith Ismael	OL	6-3	310	7/25/1998	3	San Diego State	WV-23 (SF)
61	Carter O'Donnell	OL	6-5	313	12/23/1998	1	Alberta	WV-23 (Ind)
63	Trystan Colon	OL	6-3	320	3/23/1998	4	Missouri	WV-23 (NYJ)
65	Elijah Wilkinson	OL	6-6	314	2/10/1995	7	Massachusetts	UFA-23 (Atl)
68	Kelvin Beachum	OL	6-3	308	6/8/1989	12	SMU	FA-20
70	Paris Johnson Jr.	OL	6-6	313	7/3/2001	R	Ohio State	D1-23
72	Hjalte Froholdt	OL	6-5	310	8/20/1996	4	Arkansas	UFA-23 (Cle)
74	D.J. Humphries	OL	6-5	307	12/28/1993	8	Florida	D1-15
76	Will Hernandez	OL	6-3	332	9/2/1995	6	UTEP	UFA-22 (NYG)
83	Greg Dortch	WR	5-7	175	5/29/1998	3	Wake Forest	FA-21
84	Elijah Higgins	TE	6-3	235	10/27/2000	R	Stanford	WV-23 (Mia)
85	Trey McBride	TE	6-4	246	11/22/1999	2	Colorado State	D2-22
86	Zach Ertz	TE	6-5	250	11/10/1990	11	Stanford	TR-21 (Phi)
87	Geoff Swaim	TE	6-4	260	9/16/1993	9	Texas	FA-23
92	Kevin Strong	DL	6-4	295	8/5/1996	5	Texas-San Antonio	UFA-23 (Ten)
93	Jonathan Ledbetter	DL	6-4	282	9/12/1997	2	Georgia	FA-21
95	Leki Fotu	DL	6-5	334	8/23/1998	4	Utah	D4a-20
97	Cameron Thomas	LB	6-4	267	7/1/2000	2	San Diego State	D3a-22
98	Roy Lopez	DL	6-2	318	8/7/1997	3	Arizona	FA-23

### Reserved/Physically Unable to Perform (1)

1	Kyler Murray	QB	5-10	207	8/7/1997	5	Oklahoma	D1-19
---	--------------	----	------	-----	----------	---	----------	-------

### Reserve/Non-Football Injury (1)

21	Garrett Williams	DB	5-10	192	6/1/2001	R	Syracuse	D3a-23
----	------------------	----	------	-----	----------	---	----------	--------

### COACHING STAFF

**HEAD COACH:** Jonathan Gannon

**ASSISTANTS:**

Jeff Rodgers (Asst. Head Coach/Special Teams Coordinator), Drew Petzing (Offensive Coordinator), Nick Rallis (Defensive Coordinator), Drew Terrell (Passing Game Coordinator/Wide Receivers), Klayton Adams (Offensive Line), Kenny Bell (Director, Football Strategy), Jason Benguche (Asst. Strength & Conditioning), Ronald Booker (Defensive Quality Control), Chris Cook (Asst. Offensive Line), Autry Denson (Running Backs), Everett Gathron (Asst. Strength & Conditioning), Blaine Gautier (Bill Bidwill Fellowship), Derrick LeBlanc (Defensive Line), Evan Marcus (Head Strength & Conditioning), Buddy Morris (Senior Conditioning Coordinator), Mark Naylor (Asst. Strength & Conditioning), William Peagler (Asst. Defensive Line), Jay Razzano (Coaching Asst.), Rob Rodriguez (Outside Linebackers), Kyle Sammons (Sports Science Coordinator/Asst. Strength & Conditioning), Brandon Schwab (Asst. to the Head Coach), Connor Senger (Offensive Quality Control), Sam Sewell (Asst. Special Teams), Sam Siefkes (Linebackers), Ryan Smith (Cornerbacks), Ben Steele (Tight Ends), Shea Thompson (Director, Football Performance), Patrick Toney (Defensive Backs), Spencer Whipple (Pass Game Specialist), Israel Woolfork (Quarterbacks)

# 2023 NFL STANDINGS AND SCHEDULE

	W	L	T	Div	Conf	Wk 1	Wk 2	Wk 3	Wk 4	Wk 5	Wk 6	Wk 7	Wk 8	Wk 9	Wk 10	Wk 11	Wk 12	Wk 13	Wk 14	Wk 15	Wk 16	Wk 17	Wk 18	
<b>NFC EAST</b>																								
Philadelphia	4	0	0	1-0	3-0	at NE	MIN	at TB	WSH	at LAR	at NYJ	MIA	at WSH	DAL	BYE	at KC	BUF	SF	at DAL	at SEA	NYG	ARI	at NYG	
Dallas	3	1	0	1-0	1-1	at NYG	NYJ	at ARI	NE	at SF	at LAC	BYE	LAR	at PHI	NYG	at CAR	WSH	SEA	PHI	at BUF	at MIA	DET	at WSH	
Washington	2	2	0	0-1	1-1	ARI	at DEN	BUF	at PHI	CHI	at ATL	at NYG	PHI	at NE	at SEA	NYG	at DAL	MIA	BYE	at LAR	at NYJ	SF	DAL	
NY Giants	1	3	0	0-1	1-3	DAL	at ARI	at SF	SEA	at MIA	at BUF	WSH	NYJ	at LV	at DAL	at WSH	NE	BYE	GB	at NO	at PHI	LAR	PHI	
<b>NFC NORTH</b>																								
Detroit	3	1	0	1-0	2-1	at KC	SEA	ATL	at GB	CAR	at TB	at BAL	LV	BYE	at LAC	CHI	GB	at NO	at CHI	DEN	at MIN	at DAL	MIN	
Green Bay	2	2	0	1-1	2-2	at CHI	at ATL	NO	DET	at LV	BYE	at DEN	MIN	LAR	at PIT	LAC	at DET	KC	at NYG	TB	at CAR	at MIN	CHI	
Minnesota	1	3	0	0-0	1-2	TB	at PHI	LAC	at CAR	KC	at CHI	SF	at GB	at ATL	NO	at DEN	CHI	BYE	at LV	at CIN	DET	GB	at DET	
Chicago	0	4	0	0-1	0-2	GB	at TB	at KC	DEN	at WSH	MIN	LV	at LAC	at NO	CAR	at DET	at MIN	BYE	DET	at CLE	ARI	ATL	at GB	
<b>NFC SOUTH</b>																								
Tampa Bay	3	1	0	0-0	2-1	at MIN	CHI	PHI	at NO	BYE	DET	ATL	at BUF	at HOU	TEN	at SF	at IND	CAR	at ATL	at GB	JAX	NO	at CAR	
Atlanta	2	2	0	1-0	2-1	CAR	GB	at DET	at JAX	HOU	WSH	at TB	at TEN	MIN	at ARI	BYE	NO	at NYJ	TB	at CAR	IND	at CHI	at NO	
New Orleans	2	2	0	1-1	1-2	TEN	at CAR	at GB	TB	at NE	at HOU	JAX	at IND	CHI	at MIN	BYE	at ATL	DET	CAR	NYG	at LAR	at TB	ATL	
Carolina	0	4	0	0-2	0-4	at ATL	NO	at SEA	MIN	at DET	at MIA	BYE	HOU	IND	at CHI	DAL	at TEN	at TB	at NO	ATL	GB	at JAX	TB	
<b>NFC WEST</b>																								
San Francisco	4	0	0	2-0	3-0	at PIT	at LAR	NYG	ARI	DAL	at CLE	at MIN	CIN	BYE	at JAX	TB	at SEA	at PHI	SEA	at ARI	BAL	at WSH	LAR	
Seattle	3	1	0	0-1	3-1	LAR	at DET	CAR	at NYG	BYE	at CIN	ARI	CLE	at BAL	WSH	at LAR	SF	at DAL	at SF	PHI	at TEN	PIT	at AR	
LA Rams	2	2	0	1-1	1-1	at SEA	SF	at CIN	at IND	PHI	ARI	PIT	at DAL	at GB	BYE	SEA	at ARI	CLE	at BAL	WSH	NO	at NYG	at SF	
Arizona	1	3	0	0-1	1-3	at WSH	NYG	DAL	at SF	CIN	at LAR	at SEA	BAL	at CLE	ATL	at HOU	LAR	at PIT	BYE	SF	at CHI	at PHI	SEA	
<b>AFC EAST</b>																								
Buffalo	3	1	0	1-1	2-1	at NYJ	LV	at WSH	MIA	JAX	NYG	at NE	TB	at CIN	DEN	NYJ	at PHI	BYE	at KC	DAL	at LAC	NE	at MIA	
Miami	3	1	0	1-1	3-1	at LAC	at NE	DEN	at BUF	NYG	CAR	at PHI	NE	at KC	BYE	LV	at NYJ	at WSH	TEN	NYJ	DAL	at BAL	BUF	
New England	1	3	0	1-1	1-1	PHI	MIA	at NYJ	at DAL	NO	at LV	BUF	at MIA	WSH	IND	BYE	at NYG	LAC	at PIT	KC	at DEN	at BUF	NYJ	
NY Jets	1	3	0	1-1	1-2	BUF	at DAL	NE	KC	at DEN	PHI	BYE	at NYG	LAC	at LV	at BUF	MIA	ATL	HOU	at MIA	WSH	at CLE	at NE	
<b>AFC NORTH</b>																								
Baltimore	3	1	0	2-0	3-1	HOU	at CIN	IND	at CLE	at PIT	at TEN	DET	at ARI	SEA	CLE	CIN	at LAC	BYE	LAR	at JAX	at SF	MIA	PIT	
Pittsburgh	2	2	0	1-0	2-1	SF	CLE	at LV	at HOU	BAL	BYE	at LAR	JAX	TEN	GB	at CLE	at CIN	ARI	NE	at IND	CIN	at SEA	at BAL	
Cleveland	2	2	0	1-2	2-2	CIN	at PIT	TEN	BAL	BYE	SF	at IND	at SEA	ARI	at BAL	PIT	at DEN	at LAR	JAX	CHI	at HOU	NYJ	at CIN	
Cincinnati	1	3	0	0-2	0-3	at CLE	BAL	LAR	at TEN	at ARI	SEA	BYE	at SF	BUF	HOU	at BAL	PIT	at JAX	IND	MIN	at PIT	at KC	CLE	
<b>AFC SOUTH</b>																								
Indianapolis	2	2	0	1-1	2-1	JAX	at HOU	at BAL	Wk 4	TEN	at JAX	CLE	NO	at CAR	at NE	BYE	TB	at TEN	at CIN	PIT	at ATL	Wk 16	Wk 18	
Houston	2	2	0	1-1	2-2	at BAL	IND	at JAX	PIT	at ATL	NO	BYE	at CAR	TB	at CIN	ARI	JAX	DEN	at NYJ	at TEN	CLE	TEN	at IND	
Tennessee	2	2	0	0-0	2-1	at NO	LAC	at CLE	CIN	at IND	BAL	BYE	ATL	at PIT	at TB	at JAX	CAR	IND	at MIA	HOU	SEA	at HOU	JAX	
Jacksonville	2	2	0	1-1	1-2	at IND	KC	HOU	ATL	at BUF	IND	at NO	at PIT	BYE	SF	TEN	at HOU	CIN	at CLE	BAL	at TB	CAR	at TEN	
<b>AFC WEST</b>																								
Kansas City	3	1	0	0-0	2-0	DET	at JAX	CHI	at NYJ	at MIN	DEN	LAC	at DEN	MIA	BYE	PHI	at LV	at GB	BUF	at NE	LV	CIN	at LAC	
LA Chargers	2	2	0	1-0	1-2	MIA	at TEN	at MIN	LV	BYE	DAL	at KC	CHI	at NYJ	DET	at GB	BAL	at NE	DEN	at LV	BUF	at DEN	KC	
Las Vegas	1	3	0	1-1	1-3	at DEN	at BUF	PIT	at LAC	GB	NE	at CHI	at DET	NYG	NYJ	at MIA	KC	BYE	MIN	LAC	at KC	at IND	DEN	
Denver	1	3	0	0-1	0-2	LV	WSH	at MIA	at CHI	NYJ	at KC	GB	KC	BYE	at BUF	MIN	CLE	at HOU	at LAC	at DET	NE	LAC	at LV	

Bolded and Underlined Opponent - win *Italics - Tie* \*Clinched Playoff Berth \*\*Clinched Division Title \*\*\*Clinched First-Round Bye