

# ARIZONA CARDINALS

WEEK 16  
GAME RELEASE  
#TBvsAZ

Mark Dalton - Sr. Vice President, Media Relations  
Mike Helm - Sr. Manager, Media Relations

Chris Melvin - Sr. Director, Media Relations  
Imani Suber - Media Relations Coordinator



## TAMPA BAY BUCCANEERS (6-8) VS. ARIZONA CARDINALS (4-10)

State Farm Stadium | December 25, 2022 | 6:20 PM



### THIS WEEK'S PREVIEW

For the second-consecutive year Christmas Day football will be played in the desert as the Cardinals host the Tampa Bay Buccaneers on Sunday Night Football in Week 16.

Sunday's game marks the 22<sup>nd</sup> all-time meeting between the Cardinals and Buccaneers in a series that dates back to 1977. Arizona enters this week's contest with a slight 11-10 advantage in the all-time series. Much of that is due to the Cardinals success at home vs. the Buccaneers. Arizona is 6-2 at home vs. Tampa Bay, having won four of the last five on its own turf. The Cardinals are 2-0 at home vs. the Buccaneers since beginning play at State Farm Stadium.



An injury-depleted Cardinals squad is looking for a win despite losing several key players in recent weeks. That includes a season-ending knee injury to Pro Bowl QB **Kyler Murray** in Week 14 and a concussion to backup QB **Colt McCoy** last week in Denver that leaves his availability in doubt for Sunday's game against the NFC South-leading Buccaneers.

If McCoy is unable to play, third-string signal-caller **Trace McSorley** would be called upon to make his first career start. It would come in a primetime game vs. future Hall of Famer Tom Brady - a seven-time Super Bowl winner and the most decorated QB in NFL history - who will be making his 331<sup>st</sup> career start.

Sunday's game is a pivotal one for Brady and the Buccaneers. At 6-8 they hold a one-game lead over Carolina in the NFC South. Looking to spoil the Bucs holiday visit to Arizona will be DE **J.J. Watt** and the Cards defense. Watt has been outstanding of late, posting 7.0 sacks, 15 QB hits, 8 tackles for loss, 3 passes defended, a forced fumble and fumble recovery in the last seven games. He had his best game in a Cards uniform last week in Denver with 3.0 sacks, 3 tackles for loss, 3 QB hits, a forced fumble and a pass defended.

This week's game will also see four of the NFL's top WRs of the last decade on the field at State Farm Stadium: Arizona's **DeAndre Hopkins** and **A.J. Green** and Tampa Bay's Julio Jones and Mike Evans. The highly-accomplished group has 23 Pro Bowls selections, 3,145 receptions and 45,503 receiving yards between them.

Sunday's matchup marks the Cardinals final home game of the season. Arizona wraps up the 2022 campaign with road trips to Atlanta (Week 17) and San Francisco (Week 18).

### GAME RELEASE INDEX

Page	Contents
2-3	Cardinals-Buccaneers Matchup Notes / Cardinals on Christmas
4	By The Numbers / What To Look For / Week 16 NFL Schedule
5-9	Season Highlights / Injuries Hamper Cardinals
10	<b>Michael Bidwill</b> / <b>Violet Bidwill</b> / <b>Bill Bidwill</b> Ring of Honor
11-12	<b>DeAndre Hopkins</b> Highlights
13	<b>A.J. Green</b> Highlights
14	<b>Marquise Brown</b> / <b>Robbie Anderson</b>
15-16	<b>J.J. Watt</b> Highlights
17	Special Teams Highlights / <b>Matt Prater</b> / <b>Andy Lee</b>
18-66	2022 Statistics / Rosters / Depth Chart / 2022 NFL Standings

### ARIZONA CARDINALS - 2022 SCHEDULE

Date	Opponent	Regular Season Location	AZ Time
Sep. 11	KANSAS CITY	State Farm Stadium	L, 21-44
Sep. 18	@ Las Vegas	Allegiant Stadium	W, 29-23 (OT)
Sep. 25	L.A. RAMS	State Farm Stadium	L, 12-20
Oct. 2	@ Carolina	Bank of America Stadium	W, 26-16
Oct. 9	PHILADELPHIA	State Farm Stadium	L, 17-20
Oct. 16	@ Seattle	Lumen Field	L, 9-19
Oct. 20	<b>NEW ORLEANS#</b>	State Farm Stadium	W, 42-34
Oct. 30	@ Minnesota	U.S. Bank Stadium	L, 26-34
Nov. 6	SEATTLE	State Farm Stadium	L, 21-31
Nov. 13	@ L.A. Rams	SoFi Stadium	W, 27-17
Nov. 21	SAN FRANCISCO^	Estadio Azteca (Mexico City)	L, 10-38
Nov. 27	L.A. CHARGERS	State Farm Stadium	L, 24-25
	-BYE-		
Dec. 12	NEW ENGLAND^	State Farm Stadium	L, 13-27
Dec. 18	@ Denver	Empower Field at Mile High	L, 15-24
Dec. 25	TAMPA BAY>	State Farm Stadium	6:20 PM
Jan. 1	@ Atlanta	Mercedes-Benz Stadium	11:00 AM
TBD	@ San Francisco*	Levi's Stadium	TBD

# Prime Video Thursday Night Football  
^ ESPN Monday Night Football  
> NBC Sunday Night Football  
\* Subject to flexible scheduling decisions

### THIS WEEK'S HIGHLIGHTS

- The Cardinals take on the Tampa Bay Buccaneers on Christmas night in Week 16 as the Bucs make their third-ever visit to State Farm Stadium.
- Arizona will be playing its fourth-ever Christmas Day game (1995, 2010, 2021) while Tampa Bay is making its Christmas debut on Sunday.
- Of the 332 regular season games Buccaneers QB **Tom Brady** has played, just two have come against the Cardinals. **Brady has made at least four regular season starts against 30 of the 32 current NFL franchises - with the exceptions being New England (1) and Arizona (2). Brady has played in two Super Bowls at State Farm Stadium but never a regular season game.**
- On Sunday the Cardinals will face their former defensive coordinator **Todd Bowles**, for the second time as a head coach. Arizona previously faced a Jets team led by Bowles on Monday Night Football in 2016.
- **DE J.J. Watt is the only player in the NFL this season with 9.0+ sacks and 6+ pass defended. Among D-Linemen in 2022, Watt is tied for eighth in sacks and is tied for fourth in passes defended.**
- After connecting on FGs of 50 and 55 yards last week in Denver, K **Matt Prater** has now made 68 FGs of 50+ yards in his career. That is easily the highest total in NFL history (next closest is Sebastian Janikowski with 58).
- **In the last five games, RB James Conner has rushed for 379 yards and five TDs on 91 carries (4.2 avg.).**
- Last week in Denver, S **Budda Baker** eclipsed 100 tackles in 2022. **Dating back to 2018, he is the only NFL DB with four seasons of 100+ tackles.**

### BROADCAST INFORMATION

National Broadcast: NBC / Play-By-Play: Mike Tirico Analyst: Cris Collinsworth Sideline: Melissa Stark

National Radio: Westwood One Sports / Play-By-Play: Ryan Radtke Analyst: Mike Golic

Cardinals Radio: Arizona Sports 98.7 FM / Play-By-Play: Paul Calvisi Analyst: Ron Wolfley Sideline: Dani Sureck

Cardinals Spanish Radio: KHOV 105.1 FM / Play-By-Play: Luis Hernandez Analyst: Jose Romero



## FORMER CARDS IN THE FRONT OFFICE

Buccaneers GM **Jason Licht** spent three seasons (2008, 2012-13) in the Cardinals personnel department.

He was originally hired by Arizona as a personnel executive in 2008 and after a three-year stint with New England, returned to the Cardinals in 2012 as Director, Player Personnel. He was promoted to VP, Player Personnel in 2013 before being hired by Tampa Bay.

Former Cardinals head coach **Bruce Arians** is in his first season as Senior Advisor to the GM after three seasons (2019-21) as the Bucs head coach.

Arians had a record-setting run in his five seasons (2013-17) as the Cardinals head coach. The team won more games (50) than in any other five-year span in franchise history. Arians announced his retirement following the 2017 season and left as the winningest head coach in team history.



## CARDS-BUCS CONNECTIONS

### BUCCANEERS CONNECTIONS

Cardinals CB **Antonio Hamilton** spent training camp and the preseason with the Buccaneers in 2021.

Cardinals Assistant Strength and Conditioning coach **Mark Naylor** was a training camp assistant with Tampa Bay's strength and conditioning staff in 2001.

### CARDINALS CONNECTIONS

Buccaneers QB **Blaine Gabbert** played one season with the Cardinals in 2017, starting all five games he appeared in and completing 95-of-171 pass attempts for 1,086 yards and 6 TDs.

### FLORIDA CONNECTIONS

Cardinals CB **Marco Wilson** played at Florida from 2017-2020 and started in 35 of 36 games, amassing 103 total tackles and three INTs. Wilson was one of only four true freshmen in program history to start on opening day and was selected to the Coaches Freshman All-SEC Team in 2017.

Cardinals OL **Max Garcia** played at Florida from 2012-14, starting 37-of-39 games at LT, LG, and center. In his final season he earned all-SEC 2<sup>nd</sup> Team honors and was a two-time SEC Offensive Lineman of the Week selection.

Cardinals Offensive Assistant/Asst. QBs coach **Cam Turner** was the QBs/WRs coach at Florida International from 2013-14.

### ARIZONA CONNECTIONS

Buccaneers RB **Rachaad White** played two seasons (2020-21) at Arizona State, appearing in 15 games and totaling 1,420 yards and 20 TDs on 224 carries (6.3 avg.). He also added 51 receptions for 607 yards and two TDs. As a senior in 2021, he posted 1,998 all-purpose yards and 21 total TDs.

Buccaneers Assistant Secondary coach **Tim Atkins** was the Asst. DBs coach at Hamilton (Chandler, AZ) High School from 2001-03.

Buccaneers O-Line coach **Joe Gilbert** coached the offensive line at the University of Arizona in 2018.

Buccaneers Assistant to the Head Coach **Mike Chiurco** was the head coach at Seton Catholic (Chandler, AZ) High School in 2018.

Buccaneers Director of Performance Nutrition **Stephanie Koloff-O'Neill** graduated from Arizona State University.

### PRO/COLLEGE CONNECTIONS

Cardinals Head Coach **Kliff Kingsbury** and Buccaneers O-Line coach **Joe Gilbert** were both on the coaching staff at the University of Houston in 2008.

Cardinals Cardinals OL **Kelvin Beachum** (2012-15) was teammates with Buccaneers Pass Game Coordinator/ILBs coach **Larry Foote** (2010-13) and Offensive Coordinator **Byron Leftwich** (2010-2012) with the Steelers when Foote and Leftwich were players.

Buccaneers DL **Vita Vea** (2014-17) and LB **Joe Tryon-Shoyinka** (2017-20) played at University of Washington with Cardinals S **Budda Baker** (2014-16), CB **Byron Murphy** (2017-18) and LB **Ezekiel Turner** (2015-17).

Cardinals WR **A.J. Green** (2011-20) and Buccaneers RB **Giovani Bernard** (2013-20) were teammates with the Bengals.

Buccaneers S **Logan Ryan** and Cardinals QB **Colt McCoy** were teammates for a season in 2020 with the Giants.

Cardinals OL **Max Garcia** (2012-14) played with Buccaneers WR **Keanu Neal** (2013-15) at the University of Florida.

Cardinals LB **Ben Niemann** (2014-17) played with Buccaneers LB **Anthony Nelson** (2015-18) and OL **Tristan Wirfs** (2017-19) at Iowa.

Cardinals CB **Marco Wilson** (2017-20) and Buccaneers QB **Kyle Trask** (2016-20) played together at the University of Florida.

Cardinals QB **Trace McSorley** and Buccaneers WR **Chris Godwin** were teammates at Penn State from 2015-16. Bucs OLB **Carl Nassib** was teammates with McSorley and Godwin in 2015.

Cardinals D-Line Coach **Matt Burke** (2019-20) coached Buccaneers LB **Gerald Avery** (2019-21) in Philadelphia.

## A RARE AZ VS. BRADY SHOWDOWN

Of the 332 regular season games Buccaneers QB **Tom Brady** has played in his career, just two have come against the Cardinals. **Brady has made at least four regular season starts against 30 of the 32 current NFL franchises - with the exceptions being New England (1) and Arizona (2).**

**On Sunday, the Cardinals will face Brady for the first time since Week 2 of the 2012 season - when Arizona went to New England and upset the Patriots 20-18, handing Brady (at the time) just his second-ever home loss.**

### Facts about Brady and the Cardinals:

- Brady will be making his first-ever regular season start at State Farm Stadium. He started for the Patriots in both Super Bowls played at the venue: **Super Bowl XLII vs. the N.Y. Giants and Super Bowl XLIX vs. Seattle.**
- Arizona's two games against Brady came at home in 2004 (Sun Devil Stadium) and at New England in 2012 (Gillette Stadium). **The Cardinals are 1-1 vs. the future Hall of Famer, who completed 43-of-72 pass attempts (59.7%) for 535 yards, 3 TDs, 3 INTs and a 79.3 passer rating in those two contests.**
- **The Cardinals (79.3) and Patriots (70.8) are the only NFL teams against whom Brady has a career passer rating below 80.0.**
- During Brady's 20 seasons (2000-19) in New England, the Cardinals faced the Patriots four times. The two games in which Brady did not start came in 2008 (knee injury) and 2016 (suspension).

### THE KINGSBURY-BRADY CONNECTION

When the Cards host Tampa Bay on Christmas night, Arizona head coach **Kliff Kingsbury** will face his former teammate Brady for the first time.

Nearly two decades ago, the Patriots drafted Kingsbury in the sixth round (201<sup>st</sup> overall) of the 2003 NFL Draft.

**That was two years after New England took Brady in nearly the identical spot (6<sup>th</sup> round and 199<sup>th</sup> overall). They remain the only two QBs selected by the Patriots in the sixth round of the NFL Draft.** An injury forced Kingsbury to spend his lone season in New England on injured reserve, but the two remain good friends after Kingsbury spent the year helping Brady and the coaches break down game film.



## BUCS STAFF HEAVY ON FORMER CARDINALS

On Christmas night at State Farm Stadium the Cardinals will face their former defensive coordinator, **Todd Bowles**, for the second time as a head coach. Arizona previously faced a Jets team led by Bowles on Monday Night Football in 2016.

Bowles is in his first year as the Buccaneers head coach after spending three seasons (2019-21) as the team's defensive coordinator. **He had a highly-successful two-year (2013-14) run as the Cardinals defensive coordinator under then head coach Bruce Arians - before being hired as the head coach of the Jets in 2015.**

In two seasons under Bowles, Arizona's defense allowed just 19.5 points per game, the fifth-best total in the NFL. **In 2014 Bowles was named NFL Assistant Coach of the Year.**

### A LOT OF FAMILIAR FACES ON BOWLES' STAFF

Asst. Head Coach/Run Game Coordinator **Harold Goodwin** served as the Cardinals offensive coordinator for five seasons (2013-17).

Offensive Coordinator **Byron Leftwich** was a QBs coach for Arizona in 2017 before serving as QBs coach/offensive coordinator in 2018.

Assistant Coach **Tom Moore** was the Assistant Head Coach/Offense for the Cardinals from 2013-17.

In four seasons (2015-18) on the Cardinals coaching staff, Bucs Pass Game Coordinator/ILBs coach **Larry Foote** served as the ILBs coach (2015-17) and LBs coach (2018). Foote also played for Arizona in 2014, posting a team-high 104 tackles.

WRs coach **Kevin Garver** spent six seasons (2013-18) with Arizona as offensive asst./WRs (2013-17) and WRs coach (2018).

Safeties coach **Nick Rapone** was the Cardinals DBs coach from 2013-17.

CBs coach **Kevin Ross** held the same title with the Cardinals from 2013-17.


Senior Offensive Assistant **Rick Christophel** was Arizona's TEs coach from 2013-17.

Outside LBs coach **Bob Sanders** was the Cardinals LBs coach from 2015-17.

Head Strength and Conditioning coach **Anthony Piroli** was the assistant strength and conditioning coach in Arizona from 2015-17.

Assistant to the Head Coach **Mike Chiurco** spent five seasons (2013-17) with Arizona, serving as the defensive asst./asst. DBs coach from 2015-17.

Defensive Assistant **Rashad Johnson** was drafted by the Cardinals in the third round (95<sup>th</sup> overall) of the 2009 NFL Draft and played seven seasons (2009-15) as a safety in Arizona. He appeared in 100 games (51 starts), totaling 252 tackles, 15 INTs (3 returned for TDs), 30 passes defensed, 2 forced fumbles and 4 fumble recoveries.





## CHRISTMAS RETURNS TO THE DESERT

For the second straight season the Cardinals will play host on Christmas night. This year it is the Tampa Bay Buccaneers coming to town.

The Cardinals and Buccaneers will meet in the 27<sup>th</sup> NFL game ever played on Christmas Day. It will be the third of three Christmas Day games in 2022: Packers @ Dolphins at 1:00 PM (MST) and Broncos @ Rams at 4:30 PM (MST).

**Arizona will be playing its fourth-ever Christmas Day game (1995, 2010, 2021) while Tampa Bay is making its Christmas debut on Sunday.**



### FACTS ABOUT CHRISTMAS DAY GAMES IN THE NFL

• The Cardinals and Packers are both playing on Christmas Day for the second consecutive season. The Buccaneers and Rams are making their Christmas debut. The Broncos are playing on Christmas Day for the first time since 2016 and the Dolphins for the first time since 2006.

• The Cardinals and Packers will join the Cowboys (5), Vikings (4), Titans (4), Broncos (4) and Dolphins (4) as the only NFL franchises to appear in at least four Christmas Day games.

• On Christmas Day in 2020, Alvin Kamara tied the NFL record with 6 rushing TDs. He shares the mark set by Cardinal HB **Ernie Nevers** on Thanksgiving Day vs. the Bears 92 years ago (11/28/29). In the Cardinals 40-6 win over Bears, Nevers scored all 40 points (6 TDs-4 PATs) which is the oldest record in the NFL.

• The 2022 season marks the eighth time (2022, 2021, 2017, 2016, 2006, 2005, 2004, 1971) NFL has played multiple games on Christmas Day - **and the first time the league has held three games on Christmas Day.**

• The first season in which the NFL featured Christmas Day games was in 1971, when Dallas faced Minnesota and Miami faced Kansas City in Divisional Round playoff games. The game between Miami and KC was decided in double-OT and remains the longest game in NFL history (82 minutes, 40 seconds).

• Following the 1971 postseason, the NFL did not schedule another game on Christmas until 1989, when the first regular season game on Christmas Day was played between Minnesota and Cincinnati.

• All but seven of the NFL's Christmas Day games have come since 2000.

• The two postseason games played in 1971 featured 32 future Hall of Famers, including three coaches (Bud Grant, Tom Landry and Hank Stram) and Chiefs owner Lamar Hunt.

## 4 RECEIVERS & 23 PRO BOWL SELECTIONS

Sunday's game between the Cardinals and Buccaneers will feature four of the NFL's most accomplished WRs in Arizona's **DeAndre Hopkins** and **A.J. Green** and Tampa Bay's **Mike Evans** and **Julio Jones**.

Between the four of them, they have combined for:

- 23** - Pro Bowl selections
- 5** - 1<sup>st</sup>-Team All-Pro Selections
- 587** - Games played
- 3,145** - Receptions
- 45,503** - Receiving Yards
- 281** - Touchdown Receptions
- 165** - 100-Yard Receiving Games
- 27** - 1,000-Yard Seasons
- 11** - Seasons of 10+ TD Catches
- 2,249** - 1<sup>st</sup> Down Receptions



**All four are among the top-5 active leaders in career receiving yards.**

### Active NFL Leaders – Receiving Yards (Career)

Rnk	Player (Current Team)	Yds
1	Julio Jones (TB)	13,614
2	DeAndre Hopkins (AZ)	11,294
3	DeSean Jackson (Bal)	11,244
4	A.J. Green (AZ)	10,406
5	Mike Evans (TB)	10,189

They are also among the:

**6 active players with at least six career 1,000-yard receiving seasons**

**7 active players with 60+ career receiving TDs**

**9 active players with 30+ career 100-yard receiving games**

**9 active WRs with 4+ Pro Bowl selections**

**10 active players with 650+ career receptions**

## A PAIR OF 40-YEAR OLDS STILL AT IT

Two of the four active 40-year olds still playing in the NFL will be on the field Sunday at State Farm Stadium. **Cardinals P Andy Lee turned 40 in August and he joins Buccaneers QB Tom Brady (45), Cowboys OL Jason Peters (40) and 49ers K Robbie Gould (40) as the only active players currently playing in their 40s.**

**Lee is in his 19<sup>th</sup> NFL season in 2022. Among all active players, only Brady (23<sup>rd</sup> NFL season in 2022) has played more seasons.**

**Brady and Lee also rank #1 and #2 - respectively - in career games played among active players.**

### Active Players Career Games Played (Regular Season)

Rnk	Player (Team)	Games
1	QB Tom Brady (TB)	332
2	P Andy Lee (AZ)	294
3	K Robbie Gould (SF)	263
4	K Mason Crosby (GB)	255
5	TE Mercedes Lewis (GB)	248



## THE CARDINALS, CHRISTMAS AND JERRY MAGUIRE

The film footage for the Cardinals-Cowboys game featured at the end of the movie **Jerry Maguire** was from the 1995 Christmas Day game between the two teams.

Directed by Cameron Crowe and starring Tom Cruise, Cuba Gooding, Jr. and Renee Zellweger - the film chronicled the relationship between fictional Cardinals WR Rod Tidwell and agent Jerry Maguire. It was nominated for five Oscars, including Best Picture, and Gooding Jr. took home a Best Supporting Actor Oscar for his portrayal of Tidwell.



The film's production crew filmed numerous scenes from the movie throughout the day of the actual game - including the famous TD scene that was filmed in the south end zone of Sun Devil Stadium during halftime.

Tidwell's character wore #85 in the film based off his resemblance to then-Cardinals WR Rob Moore, whose real-life highlights were used in the movie.

## BEHIND THE SCENES WITH HARD KNOCKS

"Hard Knocks In Season: The Arizona Cardinals" made its debut on Wednesday, Nov. 9 on HBO and HBO Max.

The first five episodes gave fans a behind the scenes look at what has transpired so far this season, both on and off the field.

The Emmy-winning weekly series delivers its signature all-access coverage to document - in real time - the Cardinals as they navigate the challenges of an NFL season.

**HOW TO WATCH:** Episodes will air each Wednesday at 8:00 PM (MST) on HBO and HBO Max through the end of the Cardinals' season.



## 2022 SEASON STATISTICS AND RANKINGS

Statistic	AZ	Rank	TB	Rank
Points Scored/Game	20.9	18	17.6	28
Points Allowed/Game	26.6	32	20.6	t-10
TDs Scored	33	t-15	25	27
TDs Allowed	44	t-30	34	t-15
Rushing TDs	13	t-12	4	32
Passing TDs	15	t-21	20	t-16
Return TDs	5	2	1	t-18
Rushing TDs Allowed	17	t-27	10	t-9
Passing TDs Allowed	25	t-29	24	t-26
Return TDs Allowed	2	t-12	0	t-1
Sacked/Yards Lost	40/299	t-24	19/139	t-1
Fumbles/Lost	22/5	t-5	15/10	t-26
Field Goals Made	21/24	t-22	25/30	t-10
Total Yards/Game	327.1	21	342.7	18
Opp. Total Yards/Game	351.9	20	314.7	7
Rushing Yards/Game	111.8	20	74.3	32
Opp. Rushing Yards/Game	114.3	13	120.2	17
Passing Yards/Game	215.4	18	268.4	4
Opp. Passing Yards/Game	237.6	23	194.5	t-5
Turnover Ratio	-1	t-16	-5	t-28
Average Time of Possession	30:35	10	28:52	28

## BY THE NUMBERS

**2003**

Year that Cardinals head coach Kliff Kingsbury and Buccaneers QB Tom Brady were teammates in New England. Kingsbury (6<sup>th</sup> round, 201<sup>st</sup> overall in 2003) and Brady (6<sup>th</sup> round, 199<sup>th</sup> overall in 2000) were both selected by the Patriots in the sixth round of the NFL Draft.

**23**

Combined Pro Bowl selections for Arizona WRs DeAndre Hopkins and A.J. Green and Buccaneers WRs Julio Jones and Mike Evans. All four will be on the field at State Farm Stadium on Sunday.

**2**

Games Tampa Bay QB Tom Brady has played against Arizona in his career. The only team he has faced fewer times is New England (10), the team he played 20 seasons for prior to signing with the Buccaneers.

**626**

Career games played for Brady (332) and Cardinals K Andy Lee (294). They rank #1 and #2 - respectively - in career games played among active players.

**197**

Total games missed due to injury for 34 different Cardinals players so far this season. Last week in Denver DT Zach Allen and CB Marco Wilson both missed their first game of the season.

**78**

Different players who have appeared in at least one game for Arizona in 2022. Only Tennessee (80) has had more players appear in a game this season.

**10**

Different starting O-Line combinations for the Cardinals this season. Arizona has started seven different combinations along the O-Line in the last eight games.

**9.5**

Sacks for DE J.J. Watt this season. He has nearly as many sacks in 13 games in 2022 (9.5) as he had in the previous three seasons (2019-21) combined (10.0).

**7.0**

Sacks for Watt in the last seven games. That is twice as many as he had in his first 13 games with the Cardinals (3.5).

**111.5**

Career sacks for Watt. Among active players, only Von Miller (123.5), Cameron Jordan (112.5) and Chandler Jones (112.0) have more.

**562**

Times that Bucs QB Tom Brady has been sacked during the regular season. None of those have come via Watt. With a sack this week, Brady would become the 48<sup>th</sup> different QB Watt has sacked during the regular season.

**144**

Consecutive games in which WR DeAndre Hopkins has at least one reception, the longest active streak in the NFL. In the Super Bowl era, only three players had a longer streak than Hopkins to open their career.

**465**

Tackles for S Budda Baker in the last four seasons (2019-22). That is 99 more than any other DB in the NFL during that span.

**102**

Tackles for Baker this season. It the fourth time in his career Baker has recorded 100+ tackles in a season: 100 in 2018, 147 in 2019, 118 in 2020. Dating back to his first season as a starter in 2018, Baker is the only DB in the NFL with at least four seasons of 100+ tackles.

**63**

Receptions for WR DeAndre Hopkins in eight games played this season. Dating back to Week 7, only Vikings WR Justin Jefferson (65) has more receptions.

**5**

Return TDs for the Cardinals this season (3 INT Return, 2 FR). Arizona's five return TDs rank second in the NFL behind only New England (6).

**25**

Total TDs for RB James Conner in 26 games with the Cardinals. That is tied with David Johnson for the most in franchise history in a player's first 26 games with the team.

**21**

Rushing TDs for Conner in 26 games with the Cardinals. That is a franchise record in a player's first 26 games with the team.

**161**

Combined tackles for LBs Zaven Collins and Isaiah Simmons in 2022. The duo have also combined for 5.0 sacks, 3 INTs (2 returned for TDs), 13 tackles for loss, 10 passes defended, 7 QB hits, 3 forced fumbles and 1 fumble recovery this season.

**9**

FGs of 50+ yards for K Matt Prater in 27 games games with the Cardinals. In franchise history, only Neil Rackers (16 in 100 games) had more FGs of 50+ yards.

## WHAT TO LOOK FOR IN WEEK 16

### WITH A WIN...

- The Cardinals would improve to 7-3 at home all-time vs. the Buccaneers. Arizona would also improve to 5-1 in its last six home games vs. Tampa Bay.
- The Cardinals would improve to 12-10 all-time vs. the Buccaneers overall.
- Arizona would improve to 2-2 all-time playing on Christmas Day.

### MILESTONES WITHIN REACH

#### DE J.J. Watt

- With a half-sack, Watt would have 10.0 sacks in 2022. It would mark his sixth career season with double-digit sacks and second (16.0 in 2018) in the last seven years.
- A sack of Buccaneers QB Tom Brady would make him the 48th different QB Watt has sacked during the regular season.
- With 1.0 sack, Watt would have 10.5 sacks in 2022. He would have more sacks in 14 games played this season (10.5) than he had in the previous three seasons (2019-21) combined (10.0).

#### RB James Conner

- With 1 TD (of any kind), Conner would have at least one TD in six consecutive games. That would tie for the third-longest streak in franchise history behind: Conner (7 straight in 2021), John David Crow (7 straight in 1959-60).
- With 1 TD (of any kind), Conner would have 26 TDs in 27 games with the Cardinals. That would tie David Johnson for the most in franchise history in a player's first 27 games with the team.

#### WR DeAndre Hopkins

- With 1 reception, Hopkins would have at least one catch in 145 consecutive games. That would extend the longest active streak in the NFL.
- With 10 receptions, Hopkins would have 10+ catches in four of nine games played this season. He would join Larry Fitzgerald (4 in 2017) as the only players in franchise history with at least four games of 10+ receptions in a season.

#### S Budda Baker

- With an INT, Baker would have three INTs in 2022. That would tie his career high for a single season (3 in 2021). It would also give Baker an INT in back-to-back games for just the second time in his career (Games 6-7 in 2020).

#### WR A.J. Green

- With a TD catch, Green would have 70 TD receptions in his career. He would join Davante Adams (85), Mike Evans (78) and teammate DeAndre Hopkins (71) as the only active players with 70+ career TD receptions.

## WEEK 16 AROUND THE NFL

### Thursday, December 22

Jacksonville Jaguars at New York Jets - 6:15 PM (Prime Video)

### Saturday, December 24

Atlanta Falcons at Baltimore Ravens - 11:00 AM (FOX)  
Detroit Lions at Carolina Panthers - 11:00 AM (FOX)  
Buffalo Bills at Chicago Bears - 11:00 AM (CBS)  
New Orleans Saints at Cleveland Browns - 11:00 AM (CBS)  
Seattle Seahawks at Kansas City Chiefs - 11:00 AM (FOX)  
New York Giants at Minnesota Vikings - 11:00 AM (FOX)  
Cincinnati Bengals at New England Patriots - 11:00 AM (CBS)  
Houston Texans at Tennessee Titans - 11:00 AM (CBS)  
Washington Commanders at San Francisco 49ers - 2:05 PM (CBS)  
Philadelphia Eagles at Dallas Cowboys - 2:25 PM (FOX)  
Las Vegas Raiders at Pittsburgh Steelers - 6:15 PM (NFLN)

### Sunday, December 25

Green Bay Packers at Miami Dolphins - 11:00 AM (FOX)  
Denver Broncos at Los Angeles Rams - 2:30 PM (CBS/Nick)  
**Tampa Bay Buccaneers at Arizona Cardinals - 6:20 PM (NBC)**

### Monday, December 26

Los Angeles Chargers at Indianapolis Colts - 6:15 PM (ESPN)

## KEEPING UP WITH THE CARDINALS

The Cardinals 2022 media guide can be found at the team's media site on NFL Online Media Guide ([www.NFLOMG.com](http://www.NFLOMG.com)).

The all-encompassing media resource is updated continuously and will include the following:

- Traditional media guide information
- Player bios that feature career and seasons stats updated in real-time.
- Official league statistics from NFL GSIS
- Tweet-ready charts and stat grids that update in real time
- Customizable in-game reports
- Final game books and statistics
- Records and milestones tracked live
- Postgame quotes





## INJURIES CONTINUE TO PLAGUE ARIZONA

The Cardinals have spent the entire 2022 season missing key pieces on both offense and defense. **Arizona has already had 78 different players see action so far this season. Only Tennessee (80) has had more.**

### 2022 NFL Leaders

#### Most Players to Appear in a Game

Rnk	Team	Players
1	Tennessee	80
2	Arizona	78
3	L.A. Rams	76
4t	Denver	74
4t	Detroit	74
4t	N.Y. Giants	74



The last two games has seen the situation get significantly worse. In Week 14 vs. New England on Monday Night Football starting QB **Kyler Murray** (knee), DT **Zach Allen** (hand) and CB **Marco Wilson** (stinger) were all lost due to injury.

That left Arizona going into last week's game at Denver without:

- Starting QB (**Kyler Murray**)
- Starting WR (**Rondale Moore**)
- Starting TE (**Zach Ertz**)
- 3 Starting O-Linemen (**D.J. Humphries, Rodney Hudson, Justin Pugh**)
- 3 Backup O-Linemen (**Rashaad Coward, Marquis Hayes, Josh Miles**)
- Top 3 Corners (**Byron Murphy Jr., Marco Wilson, Antonio Hamilton**)
- Starting DT (**Zach Allen**)
- Starting NT (**Rashard Lawrence**)
- Starting LB (**Nick Vigil**)

**With all those players already missing, more injuries hit in Denver - including backup QB Colt McCoy, who was forced out of the game due to a concussion.**

**With Zach Allen and Marco Wilson missing their first games last week in Denver, the Cardinals have now had 34 different players miss a combined 197 games due to injury this season.**

#### Players Missing Games Due to Injury in 2022

Player	Gms
OL Marquis Hayes (IR)	14
OL Josh Miles (IR)	14
WR Antoine Wesley (IR)	14
S Tae Daley*	12
S Charles Washington	11
OL Rodney Hudson (IR)	10
LB Nick Vigil (IR)	10
DL Rashard Lawrence (IR)	9
OL Justin Pugh (IR)	9
RB Darrel Williams (IR)	8
OL Cody Ford	6
RB Jonathan Ward*	6
OL D.J. Humphries (IR)	6
WR Rondale Moore (IR)	6
QB Colt McCoy	5
WR Marquise Brown	5
OL Max Garcia	5
CB Antonio Hamilton	5
CB Byron Murphy, Jr.	5
CB Trayvon Mullen, Jr.	5
TE Zach Ertz (IR)	4
OL Will Hernandez	4
K Matt Prater	4
RB James Conner	3
LB Dennis Gardeck	3
QB Kyler Murray (IR)	3
CB Christian Matthew	2
LB Ezekiel Turner	2
OL Rashaad Coward	2
DT Zach Allen	1
WR Greg Dortch	1
WR A.J. Green	1
DL J.J. Watt	1
CB Marco Wilson	1

\*Released from IR

**NOTES ON THE INJURIES**

- **Arizona has had 34 different players see action on offense and 34 different players see action on defense.**
- **Of the 14 players currently on injured reserve for the Cardinals, 11 are offensive players.**
- **The Cardinals have had 14 different starting lineups on offense. That is tied for the most in the NFL.**
- **The Cardinals have had 12 different starting lineups on defense.**
- **On offense, 11 different starters have missed a combined 48 games due to injury.**
- **OL Kelvin Beachum is the only offensive player to start every game for the Cardinals this season.**
- **Just 15 players who have appeared in every game this season.**
- **Three of the Cardinals five starting O-Linemen to the begin the season are on IR.**

## CARDS UP TO 10 DIFFERENT O-LINE COMBOS

With a starting line of LT **Josh Jones**, LG **Max Garcia**, C **Billy Price**, RG **Will Hernandez** and RT **Kelvin Beachum** last week in Denver, **the Cardinals had their 10<sup>th</sup> different starting O-Line combination this season.**

Along the O-Line, Arizona has had:

- 8 different starting O-Line combinations in the last 10 games
- 7 different starting O-Line combinations in the last 8 games
- 4 different starting O-Line combinations in the last 4 games
- 12 different players start at least one game on the O-Line (2<sup>nd</sup> most in NFL behind Rams-14)
- 5 O-Linemen currently on IR (Rams lead NFL with 6)
- Of the five starting O-Linemen to begin the season, 4 (Humphries, Hudson, Pugh, Hernandez) have missed a combined 29 games.

## WATT BACK IN PRO BOWL FORM IN 2022

DE **J.J. Watt** has been one of the NFL's most dominant defenders over the past decade-plus and in 2022 has been putting up the type of numbers that made him a perennial All-Pro and Pro Bowler during his time in Houston.



Watt has 27 tackles, **a team-high 9.5 sacks, 19 QB hits, and team-high 12 tackles for loss, 6 passes defended, a forced fumble and a fumble recovery in 13 games played in 2022.**

Watt now has:

- **Nearly as many sacks in 13 games in 2022 (9.5) as he had in his previous three seasons (2019-21) combined (10.0)**
- **Twice as many sacks in the last 7 games (7.0) as he had in his first 13 games with the Cardinals (3.5).**

### NEARLY UNSTOPPABLE THE LAST TWO MONTHS

**Watt has been on a remarkable run in the last seven games, posting 7.0 sacks, 15 QB hits, eight tackles for loss, three passes defended, a forced fumble and a fumble recovery in that stretch.**

*That culminated last week at Denver in his best performance of the season when he finished with five tackles, 3.0 sacks, three tackles for loss, three QB hits, a forced fumble and a pass defended.*

### WATT NOW IN ELITE COMPANY

**Watt is the only player in the NFL this season with 9.0+ sacks and 6+ pass defended. Among D-Linemen in 2022, Watt is tied for eighth in sacks and is tied for fourth in passes defended.**

#### 2022 Sack Leaders (D-Line)

Rnk	Player (Team)	Sacks
1	Nick Bosa (SF)	15.5
2	Myles Garrett (Cle)	13.5
3	Maxx Crosby (LV)	11.5
4t	Quinnen Williams (NYJ)	11.0
4t	Chris Jones (KC)	11.0
6	Brian Burns (Car)	10.5
7	Javon Hargrave (Phi)	10.0
8t	J.J. Watt (AZ)	9.5
8t	Yannick Ngakoue (Ind)	9.5
8t	Josh Sweat (Phi)	9.5

#### 2022 Pass Defensed Leaders (D-Line)

Rnk	Player (Team)	PD
1	Zach Allen (AZ)	8
2t	Drake Jackson (SF)	7
2t	Jeffery Simmons (Ten)	7
4t	J.J. Watt (AZ)	6
4t	Derrick Brown (Car)	6
4t	Carlos Dunlap II (KC)	6
4t	D.J. Jones (Den)	6
4t	George Karlaftis (KC)	6

## 111.5 SACKS AND CLIMBING

**After tying his career high with 3.0 sacks in Denver last week, Watt has now 111.5 career sacks. Only three active players have more.**

#### Active NFL Leaders - Career Sacks

Rnk	Player (1st Year)	Sacks
1	Von Miller (2011)	123.5
2	Cameron Jordan (2011)	112.5
3	Chandler Jones (2012)	112.0
4	J.J. Watt (2011)	111.5
5	Justin Houston (2011)	111.0

**Watt has also moved into 26<sup>th</sup> place on the NFL's all-time sacks list.**

#### NFL History - Career Sacks (All-Time)

Rnk	Player	Sacks	Years
1	Bruce Smith+	200.0	1985-2003
2	Reggie White+	198.0	1985-2000
3	Kevin Greene+	160.0	1985-1999
4	Julius Peppers	159.5	2002-2018
5	Chris Doleman+	150.5	1985-1999
6	Michael Strahan+	141.5	1993-2007
7	Jason Taylor+	139.5	1997-2011
8	Terrell Suggs	139.0	2003-2019
9	DeMarcus Ware	138.5	2005-2016
10t	John Randle+	137.5	1990-2003
10t	Richard Dent+	137.5	1983-1997
12	Jared Allen	136.0	2004-2015
13	John Abraham	133.5	2000-2014
14t	Leslie O'Neal	132.5	1986-1999
14t	Lawrence Taylor+	132.5	1981-1993
16	Rickey Jackson+	128.0	1981-1995
17	Derrick Thomas+	126.5	1989-1999
18	Dwight Freeney	125.5	2002-2017
19	Von Miller#	123.5	2011-
20	Robert Mathis	123.0	2003-2016
21	Simeon Rice	122.0	1996-2007
22	Clyde Simmons	121.5	1986-2000
23	Sean Jones	113.0	1984-1996
24	Cameron Jordan#	112.5	2011-
25	Chandler Jones#	112.0	2012-
26	J.J. Watt#	111.5	2011-
+Hall of Fame Inductee	#Active Player		



## 25 TDs IN 26 GAMES WITH ARIZONA

After scoring one TD in his first six games played this season, RB James Conner has six TDs in his last five games (missed Weeks 6-8 due to injury).

Against the Broncos last week, Conner scored his sixth rushing TD of the season on a one-yard run in the fourth quarter.

**The TD run vs. the Broncos gives Conner 25 total TDs in 26 regular season games with the Cardinals. That is tied for the most in franchise history in a player's first 26 games with the team.**

Franchise Record – TDs in 1st 26 Games w/ Team		
Rnk	Player (Years)	TDs
1t	RB James Conner (2021-22)	25
1t	RB David Johnson (2015-16)	25
3	HB John David Crow (1958-60)	21
4	HB Ernie Nevers (1929-30)	20
5t	HB Ollie Matson (1952, 54-55)	19
5t	RB Donny Anderson (1972-73)	19



Conner has 21 rushing TDs and four receiving TDs since joining the Cardinals last season. **His 21 rushing TDs are also the most in franchise history in a player's first 26 games with the team.**

Franchise Record – Rushing TDs in 1st 26 Games w/ Team		
Rnk	Player (Years)	TDs
1	James Conner (2021-22)	21
2	Ernie Nevers (1929-30)	20
3t	Kenyan Drake (2019-20)	18
3t	David Johnson (2015-16)	18
5t	Tim Hightower (2008-09)	15
5t	Johnny Roland (1966-67)	15

### ALL HE HAS DONE IS SCORE SINCE SIGNING WITH ARIZONA

Conner signed with the Cardinals as a free agent last season and he has 25 TDs since then. **Only Chargers RB Austin Ekeler (34) has more TDs over the last two seasons (2021-22).**

NFL Leaders - Total TDs (2021-22)				
Rnk	Player (Team)	TDs	Rush	Rec
1	RB Austin Ekeler (LAC)	34	21	13
2	RB James Conner (AZ)	25	21	4
3t	RB Joe Mixon (Cin)	24	19	5
3t	RB Jonathan Taylor (Ind)	24	22	2
5t	WR Davante Adams (LV)	23	0	23
5t	WR Cooper Kupp (LAR)	23	1	22
5t	QB Jalen Hurts (Phi)	23	23	0

### CONNER SCORES A LOT AGAINST DIVISION OPPONENTS

Since joining the Cardinals last season, Conner has played 10 games against NFC West opponents. **He has 14 TDs in those contests. No other player in the NFL has more than 10 TDs in division games over the last two seasons.**

NFL Leaders – TDs vs. Division Opponents (2021-22)			
Rnk	Player (Team)	TDs	Division
1	RB James Conner (AZ)	14	NFC West
2	WR Davante Adams (LV)	12	NFC North/AFC West
3t	RB Austin Ekeler (LAC)	10	AFC West
3t	TE Travis Kelce (KC)	10	AFC West
3t	RB Ezekiel Elliott (Dal)	10	NFC East

### SIX GAMES WITH MORE THAN ONE

The Cardinals Week 10 win over the Rams was Conner's 13<sup>th</sup> career outing with multiple TDs. **It was also the 11<sup>th</sup> time in his career Conner rushed for multiple TDs in a game - and the sixth time he has done so as a member of the Cardinals.**

**Despite having played just 26 games with Arizona, only four players in franchise history had more games with multiple rushing TDs than Conner (6).**

Franchise Record – Games w/ 2+ Rushing TDs (Career)			
Rnk	Player (Years)	Gms	Gms Played
1	David Johnson (2015-19)	8	62
2t	Stump Mitchell (1981-89)	7	116
2t	Johnny Roland (1966-72)	7	96
2t	Ernie Nevers (1929-31)	7	31
5t	James Conner (2021-22)	6	26
5t	Ottis Anderson (1979-86)	6	99
5t	John David Crow (1958-64)	6	69

## YARDS PILING UP FOR CONNER AS WELL

Touchdowns are the only thing coming at a quicker pace for Conner this season. **He has also posted his four best rushing yardage totals of the season in the last five games.**

**In that stretch, Conner has rushed for 379 yards and five TDs on 91 carries (4.2 avg.).**

In Week 12 against the Chargers, Conner rushed for 120 yards on 25 carries (4.8 avg.). **It was his first 100-yard outing as a member of the Cardinals and his first since 2020 as a member of the Steelers.**

After posting 80+ rushing yards just once in his first 23 games with the Cardinals, Conner has 85+ rushing yards in two of the last three contests.



## YOUNG GUYS IN THE MIDDLE

In the middle of the Cardinals defense is a pair of young linebackers that the team selected in the first round in consecutive drafts: 23-year old second-year LB Zaven Collins and 24-year old third-year LB Isaiah Simmons.

Collins was taken 16<sup>th</sup> overall in the 2021 NFL Draft out of Tulsa and Simmons was taken 8<sup>th</sup> overall in 2020 out of Clemson. The duo have been standouts on the Cardinals defense in 2022.

Through 14 games this season, the duo has combined for:

- 161 Tackles
- 5.0 Sacks
- 3 INTs
- 2 INT Return TDs
- 13 Tackles for Loss
- 10 Passes Defensed
- 7 QB hits
- 3 Forced Fumbles
- 1 Fumble Recovery



## SIMMONS A PLAYMAKER FOR CARDS "D"

LB Isaiah Simmons has been one of the Cardinals top defensive playmakers over the last two months.

**In his last eight games, Simmons has 50 tackles, two INTs (one returned for a TD), 3.0 sacks, a forced fumble, a fumble recovery and six passes defensed.**

**Simmons has posted either a sack or an INT in five of the last eight games this season.**

Simmons' stat sheet this season highlights - yet again - his ability to make plays all over the field, whether it be in the opponents backfield or in the secondary.

**He has 74 tackles, 3.0 sacks, 4 tackles for loss, 3 QB hits, 2 INTs, 6 passes defensed, 2 forced fumbles and a fumble recovery in 2022.**




Simmons is having yet another solid season following a breakout campaign in 2021 when he totaled 103 tackles, 7 passes defensed, an INT, 4 forced fumbles, 4 tackles for loss, 4 QB hits and 1.5 sacks. **He joined Colts All-Pro LB Darius Leonard as the only players in the NFL last season with 100+ tackles, 4+ forced fumbles and 7+ passes defensed.**

## COLLINS BLOSSOMS IN YEAR TWO

**Through 14 games, LB Zaven Collins ranks second on the team with 87 tackles (52 solo) while adding 2.0 sacks, an INT (returned for a TD), nine tackles for loss, four QB hits, a forced fumble and four passes defensed.**

A look at what he has accomplished in 14 games this season vs. his stats in 17 games as a rookie:

Statistic	2022	2021
Games	14	17
Starts	14	6
Total Tackles	87	25
Solo Tackles	52	13
Sacks	2.0	0.0
INTs	1	0
Tackles for Loss	9	1
Forced Fumbles	1	0
Passes Defensed	4	4



**Collins is one of five players in the NFL this season with 85+ tackles, 2.0+ sacks and 9+ tackles for loss this season.**

NFL Players w/ 85+ Tackles, 2.0+ Sacks, 9+ TFL (2022)

Player (Team)	Tkl	Sack	TFL
Nick Bolton (KC)	137	2.0	9
Roquan Smith (Bal)	130	4.5	9
Demario Davis (NO)	89	6.5	9
Zaven Collins (AZ)	87	2.0	9
Frankie Luvu (Car)	86	6.0	13

**Last week in Denver, Collins recorded eight tackles and a tackle for loss. It was his fifth game this season with at least eight tackles.** As a rookie in 2021, Collins never posted more than four tackles in a game. He had eight total tackles over the last 10 games last season.




## HOPKINS EXCELS IN FIRST EIGHT GAMES

In his first eight games played this season, WR DeAndre Hopkins leads the Cardinals in receptions (63) and receiving yards (713) while adding three TD receptions.

Dating back to his first appearance of the season in Week 7, Hopkins ranks second in the the NFL in receptions and fourth in receiving yards.

### NFL Leaders - Receptions (Since Week 7)

Rnk	Player (Team)	Rec	Gms
1	Justin Jefferson (Min)	65	8
2	<b>DeAndre Hopkins (AZ)</b>	<b>63</b>	<b>8</b>
3	Amon-Ra St. Brown (Det)	62	9
4t	Chris Godwin (TB)	59	8
4t	Tyreek Hill (Mia)	59	8



### NFL Leaders - Receiving Yards (Since Week 7)

Rnk	Player (Team)	Rec	Gms
1	Justin Jefferson (Min)	969	8
2	Davante Adams (LV)	861	9
3	Tyreek Hill (Mia)	828	8
4	<b>DeAndre Hopkins (AZ)</b>	<b>713</b>	<b>8</b>
5	Amon-Ra St. Brown (Det)	703	9

Despite missing the first six games this season, Hopkins is currently on pace for 87 receptions and 980 receiving yards in 2022.

In his first eight games played, Hopkins has:

- **3 games w/ 10+ receptions**
- **4 games w/ 9+ receptions**
- **2 games w/ 100+ receiving yards**
- **6 games w/ 75+ receiving yards**

In franchise history, only Larry Fitzgerald (4 in 2017) had more games with 10+ receptions in an entire season than Hopkins has in his eight games played in 2022 (3).

### Franchise History

#### Games w/ 10+ Receptions (Season)

Rnk	Player (Year)	Gms
1	Larry Fitzgerald (2017)	4
2t	<b>DeAndre Hopkins (2022)</b>	<b>3</b>
2t	DeAndre Hopkins (2020)	3
2t	Larry Fitzgerald (2016)	3
2t	Anquan Boldin (2008)	3
2t	Anquan Boldin (2005)	3
2t	Frank Sanders (1998)	3
2t	Larry Centers (1996)	3
2t	J.T. Smith (1987)	3

Only Tyreek Hill (4) and Justin Jefferson (4) have more games with 10+ receptions this season than Hopkins (3).

### 2022 NFL Leaders – Games w/ 10+ Receptions

Rnk	Player (Team)	10+	Games Played
1	Justin Jefferson (Min)	5	14
2	Tyreek Hill (Mia)	4	14
3t	<b>DeAndre Hopkins (AZ)</b>	<b>3</b>	<b>8</b>
3t	Cooper Kupp (LAR)	3	9
3t	Stefon Diggs (Buf)	3	14
3t	Austin Ekeler (LAC)	3	14

In his first two games played this season, Hopkins joined Anquan Boldin (2005) as the only players in franchise history to have 10+ receptions and 100+ receiving yards in back-to-back contests.

## WITH MURRAY OUT, MCCOY IS QB 1

With starting QB Kyler Murray out for the remainder of the 2022 season with a torn ACL, backup Colt McCoy is the starter.

McCoy has gotten significant playing time as Murray's backup over the last two seasons. Below are some highlights of his time in Arizona so far:

- Has appeared in more games in two seasons (2021-22) with the Cardinals (12) than he did in the previous six seasons (2015-20) combined with the Commanders and Giants (11).
- Has more starts in two seasons with the Cardinals (6) than he did in the previous six seasons combined (5).

• In his 12 appearances with Arizona, McCoy has completed 164-of-231 pass attempts (71.0%) for 1,520 yards, 4 TDs, 4 INTs and an 87.2 passer rating.

• In 6 starts with the Cardinals, McCoy has posted a 3-3 record. In those contests he has completed 131-of-182 pass attempts (72.0%) for 1,218 yards, 4 TDs, 3 INTs and a 90.4 passer rating. McCoy is credited with a loss last week in Denver despite Arizona leading 6-3 when he left in the 3<sup>rd</sup> quarter due to a concussion.

• McCoy has more wins in six games as a starter with the Cardinals (3) than he had in his previous nine seasons (2012-20) combined (2) with the Browns, 49ers, Commanders and Giants.



## BAKER REACHES 100 FOR THE FOURTH TIME

After finishing with seven tackles in Denver last week, S Budda Baker now has 102 tackles this season. That total ranks fifth among all NFL DBs in 2022.

### 2022 NFL Leaders - Total Tackles (DBs)

Rnk	Player (Team)	Tkl
1	Jalen Pitre (Hou)	117
2	Jonathan Owens (Hou)	109
3t	Derwin James, Jr. (LAC)	106
3t	Julian Love (NYG)	106
5	<b>Budda Baker (AZ)</b>	<b>102</b>

The 2022 season is Baker's fourth with 100+ tackles: 102 in 2018, 147 in 2019 and 118 in 2020.

Dating back to his first season as a starter in 2018, Baker is the only defensive back in the NFL with at least four seasons of 100+ tackles.

### NFL Leaders

#### Seasons w/ 100+ Tackles by DB (2018-22)

Rnk	Player (Team)	100+
1	<b>Budda Baker (AZ)</b>	<b>4</b>
2t	Derwin James III (LAC)	3
2t	Jessie Bates (Cin)	3
2t	Jordan Poyer (Buf)	3
4t	5 players tied	2

### SETTING THE STANDARD AT SAFETY

A four-time Pro Bowl selection and three-time All-Pro, Baker has been been piling up tackles at a remarkable clip in recent years.

Over the last four seasons (2019-22), Baker leads all NFL DBs in total (465) and solo (326) tackles - and leads by a wide margin.

The next-closest players - Kevin Byard and Jordan Poyer - are 99 total tackles behind Baker.

### NFL Leaders – Total Tackles by a DB (2019-22)

Rnk	Player (Team)	Tackles	Solo	GP
1	<b>Budda Baker (AZ)</b>	<b>465</b>	<b>326</b>	<b>62</b>
2t	Kevin Byard (Ten)	366	249	63
2t	Jordan Poyer (Buf)	366	253	58
4	Harrison Smith (Min)	365	264	58
5	Vonn Bell (Cin)	364	242	59

### BAKER STEALS SECOND OF THE SEASON IN DENVER

Baker recorded his second INT of the season when he picked off a Brett Rypien pass at the AZ 1-yard line late in the third quarter last week in Denver.

After going without an INT in his first 50 career games, Baker now has seven INTs in his last 42 games played.



## ALLEN CONTINUES HIS RAPID ASCENT

Following a promising 2021 campaign, fourth-year DL Zach Allen is having a breakout season for the Cardinals in 2022.

In 13 games played this season (missed last week due to a hand injury) Allen has established career highs for sacks (5.5), QB hits (20), passes defended (8) and tackles for loss (10) while adding 47 tackles.

Allen's eight passes defended lead all NFL D-Linemen this season.

### 2022 NFL Leaders

#### Passes Defensed (D-Linemen)

Rnk	Player (Team)	PD
1	<b>Zach Allen (AZ)</b>	<b>8</b>
2t	Drake Jackson (SF)	7
2t	Jeffery Simmons (Ten)	7
4t	<b>J.J. Watt (AZ)</b>	<b>6</b>
4t	Derrick Brown (Car)	6
4t	Carlos Dunlap II (KC)	6
4t	D.J. Jones (Den)	6
4t	George Karlaftis (KC)	6



### ALLEN ALL ALONE - AND OTHER QUICK FACTS

- Allen is the only player in the NFL this season with 5.0+ sacks and 8+ passes defended.
- Of his 42 career QB hits, 28 have come in his last 18 games played.
- Has 9 passes defended in last 15 games, compared to 6 in his first 30 games.
- Has at least a partial sack in four of his last five games played.

### Allen Comparison

#### First 21 Career Games vs. Last 24 Games

Statistic	1st 21	Last 24
Sacks	2.0	9.5
QB Hits	10	31
Passes Defensed	3	12
Tackles for Loss	6	14

## CARDS AMONG THE NFL'S BEST ON THE ROAD

The Cardinals - who tied the NFL single-season record with eight road wins in 2021 - have been one of the NFL's best road teams over the last few seasons.

**Dating back to 2021, only the Eagles (.813) have a better winning percentage on the road than the Cardinals (.733).**

### NFL Leaders

#### Road Winning Percentage (2021-22)

Rnk	Team	Win%	W	L
1	Philadelphia	.813	13	3
2	<b>Arizona</b>	<b>.733</b>	<b>11</b>	<b>4</b>
3	Kansas City	.688	11	5
4t	Buffalo	.667	10	5
4t	Dallas	.667	10	5

**The Cardinals also hold a 15-8 road record over the last three seasons (2020-22). In that span, only Kansas City (.783) and Buffalo (.696) have a higher road winning percentage than Arizona (.682).**

#### NFL Leaders - Road Winning Percentage (2020-22)

Rnk	Team	Win%	W	L
1	Kansas City	.792	19	5
2	Buffalo	.696	16	7
3	<b>Arizona</b>	<b>.652</b>	<b>15</b>	<b>8</b>
4t	San Francisco	.625	15	9
4t	Tennessee	.625	15	9

**Of the Cardinals 15 road wins over the last three seasons (2020-22), an NFL-high 12 have come by 10+ points. The next closest team has 10.**

#### NFL Leaders - Road Wins of 10+ Points (2020-22)

Rnk	Team	Wins
1	<b>Arizona</b>	<b>12</b>
2	Buffalo	10
3t	Tampa Bay	8
3t	Kansas City	8
3t	Baltimore	8
3t	San Francisco	8

#### WHERE AZ RANKS ON THE ROAD (2021-22)

The Cardinals 11-4 road record dating back to last season is one of the best in the NFL. Below is a look at where the Cardinals rank on the road in a number of statistical categories during that span.

Statistic	Total	NFL Rnk
Turnover Margin	+18	1 <sup>st</sup>
Forced Fumbles	20	1 <sup>st</sup>
Fumble Recoveries	17	1 <sup>st</sup>
Fewest Turnovers	13	1 <sup>st</sup>
Time of Possession	32:52	1 <sup>st</sup>
Points Off Turnovers	122	2 <sup>nd</sup>
Wins	11	t-2 <sup>nd</sup>
Takeaways	31	t-2 <sup>nd</sup>
Sacks by Defense	50	3 <sup>rd</sup>
Rushing TDs	18	t-3 <sup>rd</sup>
Point Differential	+96	4 <sup>th</sup>
Total TDs	46	t-5 <sup>th</sup>
Interceptions	14	t-5 <sup>th</sup>
Points Scored	399	6 <sup>th</sup>



## CARDS HOST INSPIRE CHANGE GAME IN WEEK 16

For the second consecutive year, the NFL and its 32 clubs are highlighting their commitment to social justice with their *Inspire Change* games in Weeks 15-16. Arizona's matchup vs. the Buccaneers is the Cardinals *Inspire Change* game.



Through *Inspire Change*, the NFL supports player-led efforts to engage with team owners, public officials, law enforcement, academic institutions, community partners and others to identify meaningful ways to strengthen local communities and the greater society.

Working with the Players Coalition, NFL teams and the league continue to support programs and initiatives that reduce barriers to opportunity. *Inspire Change* focuses on four priority areas: Education / Economic Advancement / Police & Community Relations - Criminal justice reform

### BIDWILL AND BEACHUM PLAY PROMINENT ROLES

During the 2017 season, the NFL formed a joint player-owner Social Justice Working Group to take the lead on the league's efforts to promote change.

The Working Group includes team owners **Michael Bidwill** (Cardinals), **Gayle Benson** (Saints), **Arthur Blank** (Falcons), **Dee Haslam** (Browns), and **Shahid Khan** (Jaguars). The player representatives include Cardinals RT **Kelvin Beachum**, Saints LB **Demario Davis** and NFL Legends **Anquan Boldin**, **Aeneas Williams** and **Josh Norman**.

## ARIZONA SCORING ON TAKEAWAYS IN 2022

**Arizona ranks second in the NFL with five return TDs in 2022. Four of those return TDs have come in the last eight games.**

#### 2022 NFL Leaders - Return TDs

Rnk	Team	TDs
1	New England	6
2	<b>Arizona</b>	<b>5</b>
3t	Atlanta	4
3t	Cleveland	4
3t	Miami	4

**Arizona's five total return TDs in 2022 are the most for the team in a single season since 2015 (7).**

#### Cardinals Return TDs in 2022

Player	Touchdown	Opponent
LB Zaven Collins	30-yard INT Return	11/6 vs. Seattle
LB Isaiah Simmons	58-yard INT Return	10/20 vs. New Orleans
CB Marco Wilson	38-yard INT Return	10/20 vs. New Orleans
S Chris Banjo	Fumble Recovery in End Zone	10/16 @ Seattle
CB Byron Murphy, Jr.	59-yard Fumble Return (OT)	9/18 @ Las Vegas



**Arizona has scored 68 points off turnovers this season, which ranks fifth in the NFL in 2022.**

#### 2022 NFL Leaders - Points Off Takeaways

Rnk	Team	Pts
1	New England	99
2	Jacksonville	91
3	Dallas	90
4	Philadelphia	80
5	<b>Arizona</b>	<b>68</b>

## HIGHLY PRODUCTIVE ON THE GROUND

**In 63 games under head coach Kliff Kingsbury, Arizona has rushed for 7,868 yards and 76 TDs on 1,731 attempts (4.55 avg.).**

**The Cardinals are one of just six teams in the NFL with 7,500+ rushing yards and 75+ rushing TDs in the last four seasons (2019-22).**

#### Teams w/ 7,500+ Rushing Yards & 75+ Rushing TDs (2019-22)

Team	Yards	TDs	Att	Avg.
Baltimore	11,152	76	2,105	5.30
Tennessee	9,020	84	1,910	4.72
Philadelphia	8,901	87	1,873	4.75
Cleveland	8,832	74	1,819	4.86
San Francisco	8,228	78	1,848	4.45
<b>Arizona</b>	<b>7,868</b>	<b>76</b>	<b>1,731</b>	<b>4.55</b>

**Arizona has 100+ rushing yards in 44 games under Kingsbury (2019-22). In that span, only six teams have more games with 100+ rushing yards.**

#### NFL Leaders - Games w/ 100+ Rushing Yards (2019-22)

Rnk	Team	Gms
1	Baltimore	59
2	Philadelphia	49
3	Buffalo	47
4	Cleveland	46
5t	San Francisco	45
5t	Tennessee	45
7	<b>Arizona</b>	<b>44</b>



## ARIZONA IS HISTORICALLY GOOD IN OVERTIME

**AZ's Week 2 win over the Raiders was the Cardinals 28<sup>th</sup> all-time OT win. That is tied with Denver for the most in NFL history.**

#### NFL History - Total OT Victories

Rnk	Team	Wins
1t	<b>Arizona</b>	<b>28</b>
1t	Denver	28
3	Minnesota	27
4	Las Vegas	26
5t	Washington	25
5t	Chicago	25
5t	NY Jets	25
5t	San Francisco	25
5t	Pittsburgh	25



**Arizona is 28-16-4 in OT games all time.**

**The team's .625 winning percentage in OT games is the best in NFL history.**

#### NFL History - Overtime Winning Percentage

Rnk	Team	Win%	Record
1	<b>Arizona</b>	<b>.625</b>	<b>28-16-4</b>
2	Washington	.589	25-17-3
3	NY Giants	.583	23-16-3
4	Las Vegas	.578	26-19-0
5	Pittsburgh	.574	25-18-4

**Dating back to 2007, the Cardinals are 12-2-2 in their last 16 OT games. Arizona is 5-0-2 in OT games dating back to 2013.**



## ERTZ NAMED CARDS MAN OF THE YEAR

**Earlier in December, TE Zach Ertz was named the 2022 "Arizona Cardinals/Walter Payton NFL Man of the Year."**

The award is in recognition of outstanding community service activities off the field as well as excellence on the field. As a nominee, Ertz will receive a donation of up to \$40,000 in his name to a charity of his choice.

"As outstanding as he's been on the field throughout his career, Zach's commitment to giving back is even more exceptional and makes him such a fitting selection for this award," said Cardinals owner Michael Bidwill. "Whether in Philadelphia or now in Arizona, Zach and Julie Ertz are making a meaningful difference in so many areas. Among the most notable is their passionate commitment to fighting hunger and food insecurity, a cause they championed almost immediately upon arriving in Arizona last year. We appreciate them and all of our players who go above and beyond to get involved in our communities to make them better."



Ertz is one of 32 NFL "Man of the Year" recipients to qualify for the league's national 2022 "Walter Payton NFL Man of the Year" award. For the fifth consecutive year, all 32 team winners will be highlighted as finalists and recognized for their important work during the week leading up to Super Bowl LVII. The 2022 "Walter Payton NFL Man of the Year" will be announced during NFL Honors, an awards special to air on NBC the Thursday before Super Bowl LVII. The winner will receive a \$250,000 donation to the charity of his choice.

All "Man of the Year" nominees will wear a helmet decal beginning this weekend through the end of the season to recognize their accomplishments on and off the field. Cardinals defensive lineman J.J. Watt and the two other current NFL players (Calais Campbell and Russell Wilson) who have previously been named the national "Man of the Year" will continue wear a jersey patch to recognize their outstanding contributions to the game and community.

## BAKER IS SPORTSMANSHIP AWARD NOMINEE

The 32 player nominees for the 9<sup>th</sup> annual **Art Rooney Sportsmanship Award** were announced last month, and S Budda Baker was named the Cardinals nominee. Created in 2014 in honor of late Steelers Hall of Fame owner Art Rooney Sr., the award recognizes players who exemplify outstanding sportsmanship on the field.

As aggressive on the field as any player in the league, Baker has always balanced his relentless and physical playing style with a respect for the game and his opponents. The best illustration is how rare it is for Baker to be penalized for his on-field play.



• Over the last four seasons (2019-22), Baker leads all NFL DBs with 465 total tackles. Despite that production and playing 4,049 total defensive snaps in that span, he has been penalized just four times in the last four seasons.

• In the last two seasons (2021-22), Baker has played 1,924 snaps and has been called for just one penalty for 5 yards (defensive offsides).

• In 887 defensive snaps in 2022, Baker ranks 5<sup>th</sup> among NFL DBs with 102 total tackles and has not been called for a single penalty.

## BEACHUM NAMED NFLPA COMMUNITY MVP

Cardinals RT Kelvin Beachum was selected as the **Week 10 NFLPA Community MVP** after donating \$5,000 to the United Food Bank so he and his fellow offensive linemen could host a drive-thru food distribution event that fed 200 families in need at Eisenhower Center for Innovation in Mesa, AZ earlier last month.

It was the fifth time that Beachum has been named a NFLPA Community MVP since the NFLPA launched the program in 2014, the most for any player since the award's inception.

In recognition of the work they do in communities across the country, each week during the regular season, the NFLPA #CommunityMVP program honors one player who has made a positive impact in his hometown or team city.



## SUPER BOWL RETURNS TO AZ

**Valley Will Host 4th Super Bowl in February**

The final game of the 2022 NFL season will take place in Arizona when State Farm Stadium plays host to Super Bowl LVIII on Sunday, February 12, 2023.



It will be the fourth Super Bowl played in the state of Arizona and the third time the nation's most popular sporting event will be played at State Farm Stadium. The Cardinals home venue last staged the mega event when it hosted Super Bowl XLIX following the 2014 season.

Arizona joins South Florida, New Orleans, Los Angeles and Tampa Bay as the only sites selected to host the Super Bowl at least four times.

### Past Super Bowls in Arizona

Super Bowl	Site	Date	Result
XLIX (49)	State Farm Stadium	Feb. 1, 2015	Patriots 28, Seahawks 24
XLII (42)	State Farm Stadium	Feb. 3, 2008	Giants 17, Patriots 14
XXX (30)	Sun Devil Stadium	Jan. 28, 1996	Cowboys 27, Steelers 17

**ECONOMIC IMPACT:** The last time the game was staged in Arizona, it produced a record economic impact for the state. A 2015 study by the Seidman Research Institute, W.P. Carey School of Business at Arizona State University determined that Super Bowl XLIX, the 2015 Pro Bowl and related events produced a gross economic impact of \$719.4 million for the region. That was the largest economic impact of any special event ever held in Arizona. In addition to the games played in Glendale, more than 1 million people visited Verizon Super Bowl Central in downtown Phoenix and more than 500,000 people enjoyed events in downtown Scottsdale.

In a span of just over 26 months in 2015-17, State Farm Stadium hosted a Pro Bowl, Super Bowl, College Football National Championship Game and the NCAA Men's Final Four. It was an unprecedented stretch for a stadium that generated \$1.3 billion in economic impact for the state during that 26-month span.

## 17TH SEASON AT STATE FARM STADIUM

The Cardinals wrap up their 17<sup>th</sup> season at State Farm Stadium on Sunday when they host the Tampa Bay Buccaneers in the final home game of the season.



### A PLACE THE CARDS CALL HOME

State Farm Stadium has been a catalyst for the Cardinals success since it opened in 2006.

Below is a look at the Cardinals results in their first 16+ years at State Farm Stadium compared to their 18 seasons at Sun Devil Stadium.

### Overall Comparison

Statistic	16+ seasons at State Farm Stadium	18 seasons at Sun Devil Stadium
Sellouts	160 (excluding 2020)	12
Regular Season Home Record	72-60-2	64-80
Home Win %	.550	.444
Postseason Record	5-4	1-1
Postseason Home Record	4-0	0-0
Seasons with Winning Record	6	1
Postseason Berths	5	1
Division Titles	3	0
Conference Championship Games	2	0
Super Bowl Appearances	1	0

### IT GETS LOUD IN THERE

The home crowd at State Farm Stadium has given the Cardinals one of the best home-field advantages in the NFL.

Dating back to the inaugural year at State Farm Stadium in 2006, Cardinals opponents have accumulated 206 accepted false start penalties in the regular season. That is the most for any home team in the NFL during that span.

### NFL Leaders - Opponent False Start Penalties (2006-2022)

Rnk	Home Team	FS	Stadium
1	Cardinals	206	State Farm Stadium
2	Titans	197	Nissan Stadium
3	Seahawks	196	Lumen Field
4t	Eagles	178	Lincoln Financial Field
4t	Falcons	178	Mercedes Benz Stadium



## ELEVATING A FRANCHISE

The 2022 season is the 16<sup>th</sup> with owner **Michael Bidwill** steering the organization. His leadership during that time has been instrumental in transforming the franchise both on and off the field.

### Highlights of Bidwill's tenure:

- Michael continues a tradition of Bidwill ownership of the Cardinals that dates back to his grandfather, Hall of Famer Charles Bidwill, who purchased the team in 1933.
- Of the franchise's seven all-time postseason wins, five have come during Michael's tenure leading the organization. Arizona has played in 10 postseason contests over the last 15 seasons, after having appeared in just seven total playoff games prior.
- Arizona has appeared in the NFC Championship Game twice since 2008 including a victory in the 2008 conference title game that led to the franchise's first-ever Super Bowl appearance (Super Bowl XLIII).
- With an 11-6 record in 2021, the Cardinals reached 11+ wins in a season for the sixth time in franchise history. Three of those six 11-win campaigns came with Michael leading the team: 13 in 2015, 11 in 2014, 11 in 2021.
- Among Bidwill's most substantial accomplishments with the Cardinals is the creation of State Farm Stadium. The world-class venue has proved a critical turning point for the franchise, an economic engine for the state of Arizona, and a crucial resource in the battle against the COVID-19 pandemic.
- At the conclusion of the 2022 season, State Farm Stadium will host Super Bowl LVII – the third Super Bowl held at the venue since it opened in 2006. State Farm Stadium also hosted Super Bowls XLII (following 2007 season) and XLIX (following 2014 season).
- In addition to his role in helping Arizona land three Super Bowls, Michael was also instrumental in getting the 2015 Pro Bowl moved to State Farm Stadium; played a week before Super Bowl XLIX, the two events combined to deliver a record economic impact of \$720 million to the region.
- Since State Farm Stadium opened in 2006, the Cardinals have sold out 161 games at the venue (every non-pandemic game played there).
- The Cardinals are making their first-ever appearance on *Hard Knocks*, television's most acclaimed sports reality franchise. Arizona is the second team to be featured on *Hard Knocks In Season*, which is documenting the second half of the Cardinals 2022 campaign in real time.
- In January of 2016, the National Football Foundation (NFF) and College Hall of Fame inducted Bidwill and Governor Doug Ducey into the NFF Leadership Hall of Fame.

### Cardinals Under Michael Bidwill (2007-Present)

Statistic	Totals
Overall Record (RS + Post)	130-133-2
Overall Win Pct.	.494
Postseason Record	5-5
Regular Season Home Record	69-56-2
Postseason Home Record	4-0
Overall Home Record (RS + Post)	73-56-2
Seasons with .500 Record or Better	10
Seasons with 10+ Wins	5
Postseason Berths	5
Best Regular Season Record	13-3
Division Titles	3
Conference Championship Games	2
Super Bowl Appearances	1



## AN INFLUENTIAL OWNER

**Within the National Football League, Bidwill's considerable influence is illustrated by his appointment to a number of notable league committees, including his inclusion on the prestigious Management Council Executive Committee.**

In 2021, the league announced that Bidwill would replace Bengals owner Mike Brown on the Management Council Executive Committee that deals with the NFLPA on labor issues.

The full list of league committees that Bidwill serves or has served on while running the Cardinals:

- Management Council Executive Committee
- Compensation Committee
- Legislative Committee
- Stadium Security & Fan Behavior (Chairman)
- Business Ventures Committee
- Conduct Committee (Chairman)
- NFL Foundation
- Diversity, Equity & Inclusion Committee
- Social Justice Working Group
- Health & Safety Advisory Committee



## REMEMBERING VIOLET BIDWILL

The 2022 season marks the 75<sup>th</sup> anniversary of the Cardinals historic 1947 season. It was a year in which **Violet Bidwill** made league history and one that ultimately ended in the team winning an NFL Championship over the Philadelphia Eagles.

The Cardinals suffered a big loss when team owner **Charles W. Bidwill** - having just recently assembled his "Dream Backfield" with the unprecedented signing of All-American running back Charley Trippi - passed away in April. He had run the franchise since purchasing it in 1933 and was credited with pulling the team - and on a larger scale the NFL - through the Great Depression.

### THE NFL'S FIRST FEMALE OWNER

**With the passing of Charles, his wife, Violet Bidwill - while raising the couple's two teenage sons Stormy (18) and William (16) - took over as team owner. It was a historic moment, as she became the first female owner in NFL history and one of the first females to serve as a primary owner in professional sports.**

"She was a wonderful person and was in a tough situation with losing her husband at a young age," Violet's grandson, current Cardinals owner **Michael Bidwill**, said. "She decided she would take over the family businesses."

"Things worked out well," then-team president Ray Benningson said of the front office under Violet. "I ran the business end of it, (head coach) Jimmy (Conzelman) ran the team on the field and we both appreciated Vi's (Violet) counsel. I'll tell you one thing. She knew her football and she was a shrewd businesswoman."

"She didn't suffer fools, and she was right there in the meetings with the rest of the owners and held her own," said Michael Bidwill.

**Violet Bidwill's first year of ownership saw the franchise win the NFL Championship after defeating the Philadelphia Eagles 28-21 in the Championship Game.**



## "MR. B" ENTERS RING OF HONOR

In a halftime ceremony during the season-opener vs. the Chiefs, the Cardinals inducted former owner **Bill Bidwill** into the team's Ring of Honor.

Bidwill, who passed away in October of 2019 at the age of 88, had a life-long association with the Cardinals which spanned eight decades. After his father, Hall of Fame owner Charles W. Bidwill, Sr. purchased the team, Bill worked as a ball boy when he was a child. Upon graduating from Georgetown University and serving proudly in the United States Navy, Bidwill took on a full-time role with the Cardinals in 1960.

While well-known for his understated nature and a preference for staying out of the spotlight, "Mr. B" was recognized often for his contributions and accomplishments as Cardinals owner. In 2017, he was enshrined in the Arizona Sports Hall of Fame which honors those who have made significant contributions to the state's athletics community. In 2010, Bidwill was inducted into the Sports Faith Hall of Fame in Lake Forest, IL. At its December 2010 commencement exercises, Northern Arizona University awarded Bidwill an honorary doctor of humane letters degree for "his contributions to the university, his community and his profession."

During his time as owner, Bidwill was also at the forefront of diversity in employment practices, which was evidenced by the hiring of the NFL's first African American female executive (Adele Harris), first African American contract negotiator (Bob Wallace) and first African American head coach/GM tandem (Dennis Green and Rod Graves).

In 2015, the team established the Bill Bidwill Coaching Fellowship to increase diversity and provide opportunities to gain NFL coaching experience. At the 2010 annual NFL Combine in Indianapolis, Bidwill was honored with the Paul "Tank" Younger Award from the Fritz Pollard Alliance, whose purpose is to promote diversity and equality of job opportunity in the NFL.

Bidwill became the 19<sup>th</sup> individual inducted into the Cardinals Ring of Honor. Created in 2006 to coincide with the opening of State Farm Stadium, the Ring of Honor also includes **Charles W. Bidwill, Sr.** (Owner), **Jimmy Conzelman** (Coach), **T Dan Dierdorf**, **HB John "Paddy" Driscoll**, **HB/DB Marshall Goldberg**, **WR Roy Green**, **QB Jim Hart**, **CB Dick "Night Train" Lane**, **HB Ollie Matson**, **HB Ernie Nevers**, **QB Carson Palmer**, **S Pat Tillman**, **HB Charley Trippi**, **QB Kurt Warner**, **CB Roger Wehrli**, **CB Aeneas Williams**, **S Adrian Wilson** and **S Larry Wilson**.





## DEANDRE HOPKINS - AT A GLANCE

- Five-time Pro Bowl (2015; 2017-20) and four-time All-Pro selection. Named 1<sup>st</sup>-team All-Pro in three straight seasons (2017-19) and 2<sup>nd</sup>-team All-Pro in 2020 in his first season with Arizona.
- Has surpassed 100 receptions four times in his career, has six seasons of 1,000+ receiving yards, three seasons with 10+ TDs and has posted 100+ receiving yards in a game 39 times in the regular season.
- In 2019, had 104 receptions for 1,165 yards and seven TDs while being named to the Pro Bowl for the third consecutive year and being named 1<sup>st</sup>-team All-Pro for the third straight season.



### NFL LEADER

- Since entering the NFL in 2013, ranks first in receptions (852), first in 1st down receptions (594), second in receiving yards (11,294) and third in TD receptions (71).
- Among all active players, ranks second in career receptions, second in receiving yards, third in TD receptions, second in 1st down receptions and is tied for second in 100-yard receiving games (39).
- Has at least one reception in all 144 career games played during the regular season. That represents the longest active streak in the NFL and is the 4<sup>th</sup>-longest in the Super Bowl era to begin a career.
- Has finished a season ranked in the NFL's top-3 in receptions four times and receiving yards three times.
- Was the only NFL player to have 100+ receptions every season between 2018-20.
- Is the only active NFL player with at least 100 receptions, 1,500 receiving yards and 11 TD receptions in multiple seasons (2015; 2018).

### NFL HISTORY

- Has 852 career receptions. In Week 8 at Minnesota earlier this season, Hopkins - at 30 years, 146 days old - became the third-youngest player in NFL history to reach 800 career receptions.
- Against the 49ers in Week 11 of 2022, surpassed 11,000 receiving yards for his career. At 30 years, 168 days old, he became the fourth-youngest player in NFL history to reach the milestone.
- In the 2020 finale against the Rams, surpassed 10,000 career receiving yards. At 28 years, 211 days old, he became the youngest player in NFL history to reach 10,000 career receiving yards.
- One of four players in history with 750+ receptions, 10,500+ receiving yards and 65+ TDs in his first nine seasons.

### FRANCHISE HISTORY

- Established a single-season franchise record with a career-high-tying 115 receptions during his first season with the Cardinals in 2020.
- Has hauled in three game-winning TD receptions in two seasons with Arizona (2020-21), including a 43-yard "Hail Murray" game-winner vs. Buffalo in Week 10 of 2020 that won the 2021 ESPY for "Best Play."

## WHERE HE RANKS SINCE 2013

A look at where Hopkins ranks since entering the league in 2013.

### NFL Leaders – Receptions (2013-)

Rnk	Player (Current Team)	Rec
1	DeAndre Hopkins (AZ)	852
2	Travis Kelce (KC)	795
3	Antonio Brown (FA)	777
4	Keenan Allen (LAC)	772
5	Julio Jones (TB)	768

### NFL Leaders – Receiving Yards (2013-)

Rnk	Player (Current Team)	Yds
1	Julio Jones (TB)	11,457
2	DeAndre Hopkins (AZ)	11,294
3	Antonio Brown (FA)	10,229
4	Mike Evans (TB)	10,189
5	Travis Kelce (KC)	10,150

### NFL Leaders – Receiving Touchdowns (2013-)

Rnk	Player (Current Team)	TD
1	Davante Adams (LV)	85
2	Mike Evans (TB)	78
3	Antonio Brown (FA)	76
4	DeAndre Hopkins (AZ)	71
5	Travis Kelce (KC)	69



## 144 AND COUNTING FOR HOPKINS

WR DeAndre Hopkins caught seven passes against the Broncos last week, giving him at least one reception in all 144 games played in his career. That is the longest active streak in the NFL.



### NFL Leaders

#### Consecutive Games w/ Reception (Active)

Rnk	Player (Team)	Gms
1	DeAndre Hopkins (AZ)	144
2	Travis Kelce (KC)	140
3	Stefon Diggs (Buf)	117
4	Zach Ertz (AZ)	116
5	Davante Adams (LV)	111

In the Super Bowl era, only three players had a longer streak than Hopkins to open their career.

#### Consecutive Games w/ Reception to Start Career (Super Bowl Era)

Rnk	Player	Team(s)	Gms	Start	End
1	WR Marvin Harrison	Ind	190	9/1/96	12/28/08
2	WR Keyshawn Johnson	NYJ, TB, Dal, Car	167	9/1/96	12/31/06
3	RB Marshall Faulk	Ind, StL	158	9/4/94	12/19/04
4	WR DeAndre Hopkins	Hou, AZ	144	9/9/13	Active
5	TE Jeremy Shockey	NYG, NO, Car	136	9/5/02	1/1/12

## HOPKINS - INSIDE THE NUMBERS

### CAREER RECEPTION/RECEIVING YARDAGE SPLITS

Rec	By Opponent	Yds	By Opponent
89	Tennessee	1,396	Tennessee
82	Jacksonville	1,053	Indianapolis
77	Indianapolis	951	Jacksonville
50	San Francisco	549	San Francisco
41	LA Rams	537	New England
41	New England	464	LA Rams
32	Kansas City	441	Seattle
30	Denver	419	NY Jets
29	Seattle	394	Kansas City
25	Baltimore	388	Philadelphia
24	Philadelphia	342	Buffalo
23	New Orleans	338	NY Giants
22	Buffalo	329	Denver
21	Minnesota	303	Baltimore
21	NY Giants	290	LA Chargers
21	NY Jets	287	Dallas
20	Cincinnati	259	Minnesota
20	LA Chargers	250	New Orleans
20	Las Vegas	245	Atlanta
17	Carolina	245	Cleveland
17	Dallas	213	Washington
17	Washington	212	Cincinnati
16	Atlanta	196	Las Vegas
16	Cleveland	181	Detroit
15	Miami	173	Pittsburgh
14	Detroit	162	Miami
13	Tampa Bay	145	Arizona
10	Arizona	135	Carolina
10	Pittsburgh	124	Green Bay
7	Houston	124	Tampa Bay
7	Chicago	86	Chicago
5	Green Bay	53	Houston



### CAREER TOUCHDOWN SPLITS

By Opponent	By Quarterback	By Season
9 TDs	25 TDs	13 TDs
7 Tennessee	25 Deshaun Watson	11 2017
7 Kansas City	17 Tyler Murray	11 2018
6 Indianapolis	7 T.J. Yates	11 2015
6 Jacksonville	6 Ryan Fitzpatrick	8 2021
5 NY Jets	5 Brian Hoyer	7 2019
4 Buffalo	5 Brock Osweiler	6 2020
3 Cleveland	2 Ryan Mallett	6 2014
3 Minnesota	2 Tom Savage	4 2016
3 San Francisco	1 Case Keenum	3 2022
3 Seattle	1 Matt Schaub	2 2013
3 Washington	1 Brandon Weeden	
2 Chicago		By Day
2 Denver		61 TDs
2 Miami		5 Day
2 New Orleans		4 Monday
2 Philadelphia		4 Thursday
2 Arizona	By Distance	2 Saturday
1 Cincinnati	18 TDs	
1 Green Bay	18 4-9 yards	
1 Houston	18 30 or more yards	
1 LA Chargers	14 20-29 yards	
1 LA Rams	12 10-19 yards	
1 Las Vegas	9 3 or fewer yards	
1 Pittsburgh		By Quarter
1 Tampa Bay		24 TDs
		4 4 <sup>th</sup> Quarter
		19 2 <sup>nd</sup> Quarter
		14 3 <sup>rd</sup> Quarter
		13 1 <sup>st</sup> Quarter
		1 OT

## A LOT ACCOMPLISHED AT SUCH A YOUNG AGE

### 11,000 RECEIVING YARDS

After hauling in nine passes for 91 yards against the 49ers in Week 11, **Hopkins surpassed 11,000 receiving yards for his career. At 30 years, 168 days old, he became the fourth-youngest player in NFL history to reach the milestone.**



#### NFL History

##### Youngest Players to 11,000 Receiving Yards

Rnk	Player	Age
1	Calvin Johnson	30 years, 33 days
2	Larry Fitzgerald	30 years, 85 days
3	Antonio Brown	30 years, 159 days
<b>4</b>	<b>DeAndre Hopkins</b>	<b>30 years, 168 days</b>
5	Randy Moss	30 years, 222 days

**Hopkins joins Julio Jones and DeSean Jackson as the only active players with 11,000+ receiving yards in their career.**

#### Active NFL Leaders – Receiving Yards (Career)

Rnk	Player (Team)	Yards
1	Julio Jones (TB)	13,614
<b>2</b>	<b>DeAndre Hopkins (AZ)</b>	<b>11,294</b>
3	DeSean Jackson (Bal)	11,244
<b>4</b>	<b>A.J. Green (AZ)</b>	<b>10,406</b>
5	Mike Evans (TB)	10,189

### 800 CAREER RECEPTIONS

**Hopkins' first catch vs. the Vikings in Week 8 was the 800<sup>th</sup> of his career. Only two players in NFL history reached 800 receptions at a younger age than Hopkins (30 years, 146 days).**

#### NFL History

##### Youngest Players to 800 Career Receptions

Rnk	Player	Age
1	Larry Fitzgerald	30 years, 57 days
2	Antonio Brown	30 years, 138 days
<b>3</b>	<b>DeAndre Hopkins</b>	<b>30 years, 146 days</b>
4	Jason Witten	30 years, 238 days
5	Andre Johnson	31 years, 165 days

**The game against the Vikings was the 138<sup>th</sup> of Hopkins' career. Only four players in NFL history reached 800 career receptions in fewer games.**

#### NFL History – Fewest Games to 800 Career Receptions

Rnk	Player	Games
1	Antonio Brown	126
2	Julio Jones	127
3	Marvin Harrison	131
4	Andre Johnson	137
<b>5</b>	<b>DeAndre Hopkins</b>	<b>138</b>

### NFL RECORD FOR RECEPTIONS BEFORE TURNING 30

In the Week 5 win vs. San Francisco last season, **Hopkins reached 770 receptions in his career, the most in NFL history prior to a player's 30<sup>th</sup> birthday.** The previous NFL mark was held by former Cardinals WR Larry Fitzgerald (764).

Hopkins - who turned 30 on June 6, 2022 - continued to add to his record. He finished the 2021 season with 789 career receptions.

#### NFL History – Receptions Prior to Turning 30

Rnk	Player (Years)	Rec
<b>1</b>	<b>DeAndre Hopkins (2012-21)</b>	<b>789</b>
2	Larry Fitzgerald (2004-12)	764
3	Antonio Brown (2010-17)	733
4	Keenan Allen (2013-21)	730
5	Brandon Marshall (2006-13)	712

### YOUNGEST EVER TO 10,000 RECEIVING YARDS

In the Cardinals 2020 regular season finale against the Rams, **Hopkins surpassed 10,000 receiving yards for his career. At 28 years, 211 days old he became the youngest player in NFL history to reach the milestone.**

#### NFL History - Youngest to Reach 10,000 Receiving Yards

Rnk	Player (Years)	Age
<b>1</b>	<b>DeAndre Hopkins (2013-20)</b>	<b>28 years, 211 days</b>
2	Randy Moss (1998-05)	28 years, 314 days
3	Larry Fitzgerald (2004-12)	29 years, 44 days
4	Calvin Johnson (2007-14)	29 years, 59 days
5	Julio Jones (2011-18)	29 years, 276 days

**Hopkins became just the seventh player in NFL history with 10,000+ receiving yards in his first eight seasons.**

#### Players w/ 10,000+ Receiving Yards in 1st 8 Seasons

Rnk	Player (Years)	Yds
1	Julio Jones (2011-18)	10,731
2	Torry Holt (1999-06)	10,675
3	Calvin Johnson (2007-14)	10,405
4	Jerry Rice (1985-92)+	10,273
5	Randy Moss (1998-05)+	10,147
6	Marvin Harrison (1996-03)+	10,072
<b>7</b>	<b>DeAndre Hopkins (2013-20)</b>	<b>10,009</b>

+Hall of Fame Inductee

## HOPKINS WITH 39 CAREER 100-YARD GAMES

**Hopkins had a season-high 159 receiving yards against the Vikings in Week 8. It was Hopkins' 39<sup>th</sup> career 100-yard outing.**

**That is tied for the second-highest total in the NFL among active players.**

#### Active NFL Leaders

Rnk	Player (Team)	Gms
1	Julio Jones (TB)	59
<b>2t</b>	<b>DeAndre Hopkins (AZ)</b>	<b>39</b>
2t	DeSean Jackson (Bal)	39
4	Davante Adams (LV)	38
<b>5</b>	<b>A.J. Green (AZ)</b>	<b>35</b>



## THREE GAME-WINNERS SO FAR IN ARIZONA

Hopkins has six career game-winning TD receptions in the 4<sup>th</sup> quarter/OT, including three with Arizona.

He has as many game-winners in his last 25 games played with the Cardinals (3) as he had in 110 games with the Texans.

His "Hail Murray" grab against the Bills in 2020 - which won the 2021 ESPY for "Best Play" - was the only one to come with under a minute remaining on the clock.

#### Career Game-Winning TD Catches (4th Qtr/OT)

Opponent	Qtr	Dist	Time Remaining
10/10/21 vs. SF	4	9	5:13
12/20/20 vs. Phi	4	20	7:24
11/15/20 vs. Buf	4	43	0:02
11/21/19 vs. Ind	4	4	12:34
11/16/15 @ Cin	4	22	14:20
9/15/13 vs. Ten	OT	3	10:32



## AN EXPLOSIVE TALENT

Hopkins has 10 career games with 150+ receiving yards, 15 games with 10+ receptions and 12 games with multiple TD catches.

#### Hopkins Career Games w/10+ Receptions

Opponent	Rec	Yds
<b>9/13/20 @ San Francisco</b>	<b>14</b>	<b>151</b>
<b>10/30/22 @ Minnesota</b>	<b>12</b>	<b>159</b>
12/30/18 vs. Jacksonville	12	147
10/27/19 vs. Oakland	11	109
12/10/17 vs. San Francisco	11	149
10/8/15 vs. Indianapolis	11	169
<b>11/13/22 @ L.A. Rams</b>	<b>10</b>	<b>98</b>
<b>10/20/22 vs. New Orleans</b>	<b>10</b>	<b>103</b>
<b>10/25/20 vs. Seattle</b>	<b>10</b>	<b>103</b>
<b>9/27/20 vs. Detroit</b>	<b>10</b>	<b>137</b>
12/15/18 @ NY Jets	10	170
11/4/18 @ Denver	10	105
9/30/18 @ Indianapolis	10	169
10/1/17 vs. Tennessee	10	107
10/18/15 @ Jacksonville	10	148

#### Hopkins Career Games w/150+ Receiving Yards

Opponent	Yds	Rec	Avg
11/30/14 vs. Tennessee	238	9	26.4
10/29/17 @ Seattle	224	8	28.0
12/15/18 @ NY Jets	170	10	17.0
<b>12/20/20 vs. Philadelphia</b>	<b>169</b>	<b>9</b>	<b>18.8</b>
10/8/15 vs. Indianapolis	169	11	15.4
9/30/18 @ Indianapolis	169	10	16.9
<b>10/30/22 @ Minnesota</b>	<b>159</b>	<b>12</b>	<b>13.3</b>
10/4/15 @ Atlanta	157	9	17.4
<b>9/13/20 @ San Francisco</b>	<b>151</b>	<b>14</b>	<b>10.8</b>
10/7/18 vs. Dallas	151	9	16.8



## INJURIES STALL A HIGH-SCORING SEASON

Injuries were the only thing stopping Hopkins from scoring in 2021. **He recorded eight TD receptions in just 10 games played, marking the fourth-best single-season total of his career.**

#### Hopkins Career Highs – TD Receptions

Rnk	Year	TDs	Team	Gms
1	2017	13	Houston	15
2t	2018	11	Houston	16
2t	2015	11	Houston	16
<b>4</b>	<b>2021</b>	<b>8</b>	<b>Arizona</b>	<b>10</b>
5	2019	7	Houston	15





## A.J. GREEN - AT A GLANCE



- Seven-time Pro Bowl selection (2011-17) and two-time 2<sup>nd</sup>-team All-Pro honoree (2012-13). First WR in NFL history to be named to the Pro Bowl in each of his first seven seasons.

- Has appeared in 155 games (142 starts) with 722 receptions for 10,406 yards and 69 TDs during the regular season. One of three active NFL players – DeAndre Hopkins and Julio Jones – with 700+ receptions and 10,000+ receiving yards.

- Has 35 career games with 100+ receiving yards and six 1,000-yard receiving seasons.

- Among all active players, ranks 4<sup>th</sup> in the NFL in receiving yards, 6<sup>th</sup> in receptions, t-4<sup>th</sup> in TD receptions, 5<sup>th</sup> in 100-yard receiving games and 10<sup>th</sup> in receiving yards per game.

- Joins teammate DeAndre Hopkins (6), Brandin Cooks (6), Travis Kelce (7), Julio Jones (7), Antonio Brown (7) and Mike Evans (8) as the only players in the NFL with at least six seasons of 1,000+ receiving yards dating back to 2011.

- In 2021, playing in his 11<sup>th</sup> NFL season at the age of 33 years old, Green's 15.7-yard receiving average was the second-highest of his career (16.3 as a rookie in 2011 at 23 years old).

- Had 10 games of 150+ receiving yards in his first 10 seasons in the league. Only nine other players in NFL history, including six Hall of Famers, had at least 10 games of 150+ receiving yards in their first 10 career seasons.

- Has ranked in the top-10 in the NFL in receptions twice (2012-13), receiving yards three times (2012-13, 2015), receiving TDs four times (2012-13, 2015, 2017) and receiving yards per game four times (2012-13, 2015-16).

- Of Green's 69 career TD receptions, 18 covered at least 40 yards and 13 went for 50+ yards. His 13 TD catches of 50+ yards trail only DeSean Jackson (21) and Tyreek Hill (15) dating back to 2011.

## WHERE GREEN RANKS AMONG ACTIVE PLAYERS

Among all active players, Green ranks 4<sup>th</sup> in the NFL in receiving yards, 6<sup>th</sup> in receptions, tied for 4<sup>th</sup> in TD catches, 6<sup>th</sup> in receptions of 25+ yards and 5<sup>th</sup> in 100-yard receiving games.

### Active NFL Leaders – Receiving Yards

Rnk	Player (Current Team)	Yds
1	Julio Jones (TB)	13,614
2	DeAndre Hopkins (AZ)	11,294
3	DeSean Jackson (Bal)	11,244
4	A.J. Green (AZ)	10,406
5	Mike Evans (TB)	10,189

### Active NFL Leaders – Receptions

Rnk	Player (Current Team)	Rec
1	Julio Jones (TB)	901
2	DeAndre Hopkins (AZ)	852
3	Travis Kelce (KC)	795
4	Keenan Allen (LAC)	772
5	Davante Adams (LV)	755
6	A.J. Green (AZ)	722

### Active NFL Leaders – TD Receptions

Rnk	Player (Current Team)	TDs
1	Davante Adams (LV)	85
2	Mike Evans (TB)	78
3	DeAndre Hopkins (AZ)	71
4t	A.J. Green (AZ)	69
4t	Travis Kelce (KC)	69

### Active NFL Leaders – Receptions of 25+ Yards

Rnk	Player (Current Team)	25+
1	DeSean Jackson (Bal)	138
2	Julio Jones (TB)	125
3	T.Y. Hilton (Dal)	108
4	DeAndre Hopkins (AZ)	102
5	Mike Evans (TB)	96
6t	A.J. Green (AZ)	88
6t	Tyreek Hill (Mia)	88

### Active NFL Leaders – 100-Yard Receiving Games

Rnk	Player (Current Team)	Gms
1	Julio Jones (TB)	59
2t	DeAndre Hopkins (AZ)	39
2t	DeSean Jackson (Bal)	39
4	Davante Adams (LV)	38
5	A.J. Green (AZ)	35



## GREEN MUCH BETTER THAN AVERAGE IN 2021

*In his first season with the Cardinals in 2021, WR A.J. Green had 54 receptions for 848 yards (15.7 avg.) and three TDs.*

*He easily exceeded his totals from his final season with the Bengals in 2020 when he had 47 catches for 523 yards (11.1 avg.) and two TDs.*

*Among players with at least 50 receptions in 2021, Green's 15.7 receiving average ranked fifth in the NFL.*

### 2021 NFL Leaders - Receiving Avg. (Min. 50 Receptions)

Rnk	Player (Team)	Avg	Yds	Rec
1	Deebo Samuel (SF)	18.2	77	1,405
2	Ja'Marr Chase (Cin)	18.0	81	1,455
3	Tyler Lockett (Sea)	16.1	73	1,175
4	Van Jefferson (LAR)	16.0	50	802
5	A.J. Green (AZ)	15.7	54	848

*Playing in his 11<sup>th</sup> NFL season at the age of 33 years old, Green's 15.7-yard receiving average was the second-highest of his career. He established his career high of 16.3 yards per reception in his rookie season when he was 23 years old.*

*Green had 11 receptions of 25+ yards during the regular season. Only three times in his career - in his first three NFL seasons: 14 in 2011; 12 in 2012; 12 in 2013 - did Green have more receptions of 25+ yards.*



## INSIDE THE NUMBERS

### CAREER RECEPTION/RECEIVING YARDAGE SPLITS

#### Rec By Opponent (31)

Rec	Opponent	Yds
90	Pittsburgh	1,218
77	Cleveland	1,143
53	Baltimore	886
36	Miami	478
35	Denver	446
34	Houston	444
29	Indianapolis	414
26	LA Rams	372
22	Kansas City	371
23	LA Chargers	355
22	Tennessee	345
22	Washington	344
21	Buffalo	303
21	Jacksonville	300
20	Seattle	295
19	Green Bay	269
17	New England	249
16	Dallas	240
16	Detroit	237
15	Chicago	230
15	NY Jets	207
14	NY Giants	190
14	Philadelphia	171
12	Minnesota	153
11	Las Vegas	133
11	San Francisco	129
9	Tampa Bay	127
6	Arizona	113
6	New Orleans	104
6	Carolina	78
4	Atlanta	62

#### Rec Yds By Opponent (31)

Opponent	Yds
Pittsburgh	1,218
Cleveland	1,143
Baltimore	886
Miami	478
Buffalo	446
Houston	444
Denver	414
Jacksonville	372
Indianapolis	371
LA Rams	355
Washington	345
Tennessee	344
Kansas City	303
Detroit	300
NY Jets	295
LA Chargers	269
Seattle	249
Chicago	240
New England	237
Dallas	230
Green Bay	207
Las Vegas	190
Minnesota	171
NY Giants	153
Tampa Bay	133
San Francisco	129
New Orleans	127
Philadelphia	113
Arizona	104
Atlanta	78
Carolina	62



### CAREER TOUCHDOWN SPLITS

#### By Opponent (26)

TDs	Opponent
9	Baltimore
8	Cleveland
8	Pittsburgh
4	Denver
4	Indianapolis
4	LA Rams
3	Jacksonville
3	Minnesota
2	Buffalo
2	Chicago
2	Green Bay
2	LA Chargers
2	Miami
2	NY Giants
2	Tampa Bay
2	Washington
1	Atlanta
1	Dallas
1	Detroit
1	Kansas City
1	New England
1	New Orleans
1	NY Jets
1	Philadelphia
1	Seattle
1	Tennessee

#### By Quarterback (8)

TDs	Quarterback
58	Andy Dalton
3	Kyler Murray
3	A.J. McCarron
1	Colt McCoy
1	Joe Burrow
1	Mohamed Sanu
1	Brandon Allen
1	Bruce Gradkowski

#### By Distance

TDs	Distance
22	30 or more yards
20	4-9 yards
19	10-19 yards
5	20-29 yards
3	3 or fewer yards

#### By Season

TDs	Season
11	2013
11	2012
10	2015
8	2017
7	2011
6	2018
6	2014
4	2016
3	2021
2	2020
1	2022

By Day	TDs	Day
60	Sunday	
5	Thursday	
4	Monday	

## ARIZONA TRADES FOR ANDERSON

On October 17, the Cardinals acquired WR **Robbie Anderson** in a trade with the Carolina Panthers.

### ANDERSON FACT SHEET:

- Is in his seventh NFL season in 2022 and has played in 109 games (85 starts) with Panthers (2020-22), Jets (2016-19) and Cardinals (2022).
- **Has 374 receptions for 4,943 yards and 29 TDs since entering the league in 2016 with the Jets as an undrafted rookie free agent.**
- **Among players who entered the NFL as undrafted free agents, became just the third to begin his career with six consecutive seasons of 40+ receptions and 500+ receiving yards. He joined Wayne Chrebet (1995-2000) and Charley Hennigan (1960-65) as the only players to accomplish the feat.**
- **One of 10 NFL WRs - and the only one on the list who entered the league undrafted - who had at least 50 receptions and 750 receiving yards in each of the last four seasons (2018-21).**

### ADDING (ANOTHER) ONE OF NFL'S TOP DEEP THREATS

With WR **Marquise Brown** out due to a foot injury, Arizona temporarily lost one of the NFL's top deep threats - while replacing him with another. **Dating back to his rookie season in 2016, Anderson has 11 TD catches of 40+ yards. Only two players have more such TDs during that span.**

### NFL Leaders - TD Receptions of 40+ Yds (2016-22)

Rnk	Player (Team)	TDs
1	Tyreek Hill (Mia)	25
2	Tyler Lockett (Sea)	13
<b>3t</b>	<b>Robbie Anderson (AZ)</b>	<b>11</b>
3t	DeSean Jackson (Bal)	11
3t	Brandin Cooks (Hou)	11



## HOLLYWOOD BROWN RETURNS

WR **Marquise Brown** was off to the best start of his career in 2022 before suffering a foot injury at Seattle in Week 6 that forced him to IR. He missed five games before returning in Week 12 vs. the Chargers.

**In his first six games played this season prior to the injury, Brown led the team in receptions (43), receiving yards (485) and TD receptions (3).**

**Only two players in franchise history had more receptions through the first six games of a season than Brown had in 2022 (43).**

Franchise Record  
Receptions Thru 1<sup>st</sup> 6 Games (Season)

Rnk	Player (Year)	Rec
1t	DeAndre Hopkins (2020)	47
1t	J.T. Smith (1989)	47
<b>3t</b>	<b>Marquise Brown (2022)</b>	<b>43</b>
3t	Larry Fitzgerald (2015)	43
3t	Larry Centers (1996)	43

**At the time of his injury, Brown's 43 receptions ranked fifth in the NFL and his 485 receiving yards ranked seventh.**

**In Week 3 vs. the Rams, Brown had a career-high 14 receptions for 140 yards. In addition to setting a career high for the fourth year pro, it also tied for the second-highest single-game total in franchise history.**

### Franchise Record - Receptions (Single-Game)

Rnk	Player	Rec	Opponent
1	Sonny Randle	16	11/4/62 at NYG
<b>2t</b>	<b>Marquise Brown</b>	<b>14</b>	<b>9/25/22 vs. LAR</b>
2t	DeAndre Hopkins	14	9/13/20 at SF
2t	Anquan Boldin	14	9/23/07 at Bal
5t	7 times	13	Last - Larry Fitzgerald, 9/25/17 vs. Dal



## CONNER IN PRO BOWL FORM IN 2021

**Signed to a one-year contract as a free agent, RB James Conner had perhaps the best season of his NFL career en route to his second career Pro Bowl selection in 2021.**

**In his first season with the Cardinals, Conner totaled 1,127 scrimmage yards (752 rushing, 375 receiving) and 18 TDs (15 rushing; 3 receiving).**

### Conner in 2021

- 1,127 scrimmage yards was a team-high
- 752 rushing yards was a team-high
- 18 total TDs were a team & career-high
- 15 rushing TDs were a team & career-high

**Conner's 18 total TDs during the regular season marked the second-highest single-season total in franchise history.**

### Franchise Record - Touchdowns (Season)

Rnk	Player (Year)	TDs	Rush/Rec
1	David Johnson (2016)	20	16/4
<b>2</b>	<b>James Conner (2021)</b>	<b>18</b>	<b>15/3</b>
3	John David Crow (1962)	17	14/3
4t	Sonny Randle (1960)	15	0/15
4t	Mal Kutner (1948)	15	1/14

**His 18 TDs also ranked third in the NFL in 2021.**

### 2021 NFL Leaders - Scrimmage TDs

Rnk	Player (Team)	TDs
1t	RB Jonathan Taylor (Ind)	20
1t	RB Austin Ekeler (LAC)	20
<b>3</b>	<b>RB James Conner (AZ)</b>	<b>18</b>
4t	RB Joe Mixon (Cin)	16
4t	WR Cooper Kupp (LAR)	16

**Conner's 15 rushing TDs in 2021 marked the second-highest single-season total in franchise history.**

### Franchise Record - Rushing TDs (Season)

Rnk	Player (Year)	TDs
1	David Johnson (2016)	16
<b>2</b>	<b>James Conner (2021)</b>	<b>15</b>
3	John David Crow (1962)	14
4	Ernie Nevers (1929)	12
5t	Kyler Murray (2020)	11
5t	MacArthur Lane (1970)	11

**His 15 rushing TDs also tied for second in the NFL in 2021.**

### 2021 NFL Leaders - Rushing TDs

Rnk	Player (Team)	TD
1	Jonathan Taylor (Ind)	18
<b>2t</b>	<b>James Conner (AZ)</b>	<b>15</b>
2t	Damien Harris (NE)	15
4	Joe Mixon (Cin)	13
5	Austin Ekeler (LAC)	12



## AZ ACQUIRED DEEP THREAT IN HOLLYWOOD

On the first day of the 2022 NFL Draft, the Cardinals sent their first-round pick (#23 overall) to the Baltimore Ravens in exchange for WR **Marquise "Hollywood" Brown** and the Ravens' 22 third-round pick (#100 overall).

Baltimore's first round pick (25<sup>th</sup> overall) in the 2019 NFL Draft, **Brown has 252 receptions for 2,945 yards and 24 TDs in 55 games (50 starts) in his career. The 25-year old set career highs with 91 receptions for 1,008 yards last season while starting all 16 games in which he played.**

Has also played in three postseason games and totaled 18 receptions for 322 yards.

**Since he entered the league in 2019, only four players in the NFL have more TD receptions of 20+ yards than Brown (13). Only four have more TD catches and 40+ yards than Brown (7).**

### NFL Leaders TD Catches of 20+ Yds (2019-22)

Rnk	Player (Team)	TDs
1	Tyreek Hill (Mia)	20
2t	Davante Adams (LV)	16
2t	A.J. Brown (Phi)	16
3	Tyler Lockett (Sea)	14
<b>5t</b>	<b>Marquise Brown (AZ)</b>	<b>13</b>
5t	Mike Evans (TB)	13
7t	D.K. Metcalf (Sea)	12
7t	Darius Slayton (NYG)	12

### NFL Leaders TD Catches of 40+ Yds (2019-22)

Rnk	Player (Team)	TDs
1	Tyreek Hill (Mia)	15
2	A.J. Brown (Phi)	9
3t	Tyler Lockett (Sea)	8
3t	Ja'Marr Chase (Cin)	8
<b>5t</b>	<b>Marquise Brown (AZ)</b>	<b>7</b>
5t	Marquez V-Scantling (KC)	7
5t	Mike Williams (LAC)	7
5t	Stefon Diggs (Buf)	7



### THE RELATIONSHIP RUNS DEEP

WR **Marquise Brown** received his nickname "Hollywood" during his time at the University of Oklahoma. It was with the Sooners that Brown met - and became best friends with - Cardinals QB **Kyler Murray**.

**Brown and Murray played together with the Sooners for two seasons (2017-18), including in 2018 when Brown had 75 receptions for 1,318 yards and 10 TDs. That season, Brown led the nation in receptions of 40+ yards (11), 50+ yards (7) and 60+ yards (4) and Murray won the Heisman Trophy.**



They were both selected in the first round of the 2019 NFL Draft - Murray #1 overall to Arizona and Brown #25 overall to Baltimore. Even though they were not playing together, the two continued to work out together in the offseason.

"In college you go through more with your quarterback than in the NFL," Brown said of the tight bond. "Me and Kyler, we got in together, we were on the 'B' squad against the starting defense (at Oklahoma) to all the way to both of us playing."



## J.J. WATT - AT A GLANCE

- After spending his first 10 seasons with the Texans - who selected Watt in the first round (11<sup>th</sup> overall) in the 2011 NFL Draft - signed a two-year contract with the Cardinals on 3/2/21 as a free agent.

- A five-time 1<sup>st</sup>-team All-Pro and five-time Pro Bowl selection, was also named the 2017 Walter Payton NFL Man of the Year.

- Has been named NFL Defensive Player of the Year three times (2012, '14-15), tied with Rams DT Aaron Donald and Giants LB Lawrence Taylor for the most in NFL history.

- In 148 career games, has totaled 111.5 sacks, 27 forced fumbles, 17 fumble recoveries, 311 QB hits, 189 tackles for loss, 574 tackles (440 solo), two INTs. Also has 6.0 sacks, 10 tackles for loss, 6 passes defended and an INT in eight playoff contests.

- Has scored seven career TDs (6 regular season, 1 postseason): 3 career receiving TDs, 3 INT return TDs and a fumble return TD.

### NFL LEADER

- His 189 tackles for loss, 311 QB hits, 52 games with multiple tackles for loss and 28 games with 2.0+ sacks lead the NFL since he entered the league in 2011.

- Has 111.5 career sacks. Among active players, only Von Miller (123.5), Cameron Jordan (112.5) and Chandler Jones (112.0) have more.

- Led the NFL in sacks with 20.5 in 2012 and 17.5 in 2015 and finished second in the league with 20.5 in 2014 and 16.0 in 2018.

- Has 69 passes defended in his career. Among active NFL defensive linemen, only Kansas City's Carlos Dunlap (75) has more.

- Played 1,016 total snaps in 2020, which led all NFL defensive linemen. Has played 1,000+ snaps in a season six times.

### NFL HISTORY

- Only player in NFL history to have multiple seasons of 20.0 or more sacks (2012, '14) and joins Hall of Famer Reggie White as the only players in NFL history to post three or more seasons with at least 17.5 sacks (2012, '14-15).

- Ranks fifth in NFL history (min. 75 games played) in sacks per game (.753), trailing only brother T.J. Watt (.905), Reggie White (.853), DeMarcus Ware (.778) and Von Miller (.767).

- Became just the fourth player in NFL history to record at least 100.0 career sacks in his first 120 games (Reggie White, Bruce Smith, DeMarcus Ware).

- In the 17 years (2006-22) Pro Football Reference has tracked QB hits, owns the NFL's four highest single-season totals: 51 in 2014, 50 in 2015, 46 in 2013 and 43 in 2012.

- His six AFC Defensive Player of the Month awards are tied for the most by any defensive player in NFL history (Bruce Smith) while his seven AFC Defensive Player of the Week awards rank second (Aaron Donald-8) for the most among any active players in the league.

### OFF THE FIELD

- Wife, Kealia, plays for the Chicago Red Stars of the NWSL and his brothers, Derek (FB) and T.J. (LB), play for the Pittsburgh Steelers.

- In response to the devastation in Houston as the result of Hurricane Harvey in 2017, organized what would become the largest crowd-sourced fundraiser in history. Originally set a goal of \$200,000 but within 19 days, more than 200,000 individuals collectively donated \$37 million to the cause. Contributions continued, and the final tally reached \$41.6 million.



## INSIDE WATT'S SACK TOTALS

*In Week 2 at Las Vegas, Watt took down Raiders QB Derek Carr in the first quarter. Carr became the 42<sup>nd</sup> different QB Watt has sacked in his career.*

*In Week 3, Watt took down QB Matthew Stafford for his first career sack against the Rams.*

*In Week 5 vs. Philadelphia, Eagles QB Jalen Hurts became the 43<sup>rd</sup> different QB Watt has sacked in his career.*

*In Week 8 at Minnesota, Vikings QB Kirk Cousins became the 44<sup>th</sup> different QB Watt has sacked in his career.*

*In Week 10 at Los Angeles, Rams QB John Wolford became the 45<sup>th</sup> different QB Watt has sacked in his career.*

*In Week 12, Chargers QB Justin Herbert became the 46<sup>th</sup> different QB Watt has sacked in his career.*

*In Week 15, Broncos QB Brett Rypien became the 47<sup>th</sup> different QB Watt has sacked in his career.*



### Sacks By Quarterback (47)

Sacks	Quarterback
11.0	Andrew Luck
10.5	Blake Bortles
6.5	Zach Mettenberger
5.0	Jake Locker
4.5	Alex Smith
4.0	Ryan Fitzpatrick
4.0	Eli Manning
4.0	Matthew Stafford
3.5	Blaine Gabbert
3.5	Ryan Tannehill
3.0	Drew Brees
3.0	Matt Hasselbeck
3.0	Philip Rivers
3.0	Brett Rypien
2.5	Peyton Manning
2.5	Mark Sanchez
2.0	Kirk Cousins
2.0	Sam Darnold
2.0	Joe Flacco
2.0	Chad Henne
2.0	Lamar Jackson
2.0	Matt McGloin
2.0	Aaron Rodgers
2.0	Matt Ryan
1.5	Marcus Mariota
1.0	Josh Allen
1.0	Kyle Allen
1.0	Derek Carr
1.0	Andy Dalton
1.0	Robert Griffin III
1.0	Justin Herbert
1.0	Brian Hoyer
1.0	Case Keenum
1.0	Jake Luton
1.0	Baker Mayfield
1.0	Colt McCoy
1.0	Cam Newton
1.0	Dan Orlovsky
1.0	Brock Osweiler
1.0	Carson Palmer
1.0	Christian Ponder
1.0	Dak Prescott
1.0	Ben Roethlisberger
1.0	John Wolford
0.5	Jalen Hurts
0.5	Josh Freeman
0.5	Russell Wilson

### Sacks By Opponent

Watt has at least a partial sack against 28 different teams.

### Sacks By Opponent (28)

Sacks	Opponent
18.0	Tennessee
17.0	Jacksonville
13.0	Indianapolis
6.5	Denver
5.0	NY Jets
4.5	Kansas City
4.0	Baltimore
	NY Giants
3.5	Miami
3.0	Detroit
	LA Chargers
	Las Vegas
	Minnesota
	New Orleans
2.0	Atlanta
	Buffalo
	Carolina
	Cleveland
	Green Bay
	L.A. Rams
	Philadelphia
1.0	Washington
1.0	Arizona
	Cincinnati
	Dallas
0.5	Pittsburgh
	Seattle
	<b>Tampa Bay</b>

### Teams w/ no sacks against:

Chicago  
Houston  
New England  
San Francisco

## 148 GAMES AND 111.5 SACKS

*After recording 3.0 sacks vs. Denver last week, Watt now has 111.5 in 148 career games.*

*Only eight players in NFL history had more sacks in their first 148 career games.*

### NFL History - Sacks Thru 1<sup>st</sup> 148 Career Games

Rnk	Player	Sacks	Seasons
1	Reggie White+	143.0	1985-94
2	DeMarcus Ware	124.0	2005-14
3	Jared Allen	121.5	2004-13
4	Bruce Smith+	119.0	1985-95
5	Derrick Thomas+	116.5	1989-98
6	Lawrence Taylor+	115.5	1982-91
7t	Von Miller	112.5	2011-21
7t	Leslie O'Neal	112.5	1986-96
9	<b>J.J. Watt</b>	<b>111.5</b>	<b>2011-22</b>
10	Richard Dent+	110.0	1983-92
	+Hall of Fame Inductee		



## A SCORING THREAT ON DEFENSE

One of the NFL's top pass rushers, **Watt** has also proved to be a scoring threat, both on offense and defense. Including postseason, Watt has scored seven TDs in his career (6 regular season, 1 postseason).


He has three career receiving TDs, three INT return TDs and a fumble return TD.

His most recent TD came in Week 12 of 2020 when he picked off a Matthew Stafford pass and returned it 19 yards for a TD in a win vs. Detroit.

### Watt's Career Touchdowns

Type	Dist. (Yds)	Opponent
INT Return	19	11/26/20 @ Detroit (QB Matthew Stafford)
Receiving	1	11/30/14 vs. Tennessee
Receiving	2	11/16/14 @ Cleveland
Fumble Return	45	10/9/14 vs. Indianapolis
INT Return	80	9/28/14 vs. Buffalo (QB E.J. Manuel)
Receiving	1	9/14/14 @ Oakland
INT Return	29	1/7/12 vs. Cincinnati (QB Andy Dalton)*

\*2011 Postseason



## MAKING PLAYS ON THE BALL

Throughout his career, **Watt** has shown a remarkable ability to both force and recover fumbles. Since his rookie season in 2011, he has 27 forced fumbles and 17 fumble recoveries in the regular season.

Watt's 17 fumble recoveries rank second among active players while only two active defenders have more forced fumbles.

### Active NFL Leaders – Fumble Recoveries

Rnk	Player (Team)	FR
1	Lavonte David (TB)	18
2	<b>J.J. Watt (AZ)</b>	17
3	Justin Houston (Bal)	14
4t	Fletcher Cox (Phi)	13
4t	Chandler Jones (LV)	13



### Active NFL Leaders – Forced Fumbles

Rnk	Player (Team)	FF
1	Chandler Jones (LV)	34
2	Robert Quinn (Phi)	31
3t	<b>J.J. Watt (AZ)</b>	27
3t	Von Miller (Buf)	27
3t	Lavonte David (TB)	27

### KNOCKING IT DOWN AT THE LINE

Watt also has 69 passes defended in his career. Among active NFL defensive linemen, only Kansas City's Carlos Dunlap (75) has more.

### Active NFL Leaders - Passes Defended (D-Linemen)

Rnk	Player (Team)	PD
1	Carlos Dunlap (KC)	75
2	<b>J.J. Watt (AZ)</b>	69
3	Cameron Jordan (NO)	58
4	Calais Campbell (Bal)	57
5	Cameron Heyward (Pit)	44

## A WATT OF ACCOMPLISHMENTS

In his first 11 NFL seasons, **Watt** accumulated 547 tackles, 102.0 sacks, 26 forced fumbles, 16 fumble recoveries, 292 QB hits, 177 tackles for loss, 63 passes defended and two INTs during the regular season.

His list of accomplishments is long. Those accolades include being one of just three players in league history to be named AP NFL Defensive Player of the Year at least three times.

There have been eight players in league history that have earned multiple DPOY Awards. Six are enshrined in the Pro Football Hall of Fame. The other two are Watt and Rams DT Aaron Donald.

### Players w/ Multiple AP NFL DPOY Awards

Player	DPOY	Years
<b>J.J. Watt</b>	3	2012, 2014-15
Aaron Donald	3	2017-18, 2020
Lawrence Taylor+	3	1981-82, 1986
Reggie White+	2	1987, 1998
Ray Lewis+	2	2000, 2003
Joe Greene+	2	1972, 1974
Mike Singletary+	2	1985, 1988
Bruce Smith+	2	1990, 1996

### WATT'S CAREER SNAPSHOT

NFL Defensive Player of the Year (3x): 2012, 2014, 2015

Walter Payton NFL Man of the Year: 2017

Pro Bowl (5x): 2012, 2013, 2014, 2015, 2018

1<sup>st</sup>-Team All-Pro (5x): 2012, 2013, 2014, 2015, 2018

NFL Sack Leader (2x): 2012 (20.5), 2015 (17.5)

AFC Defensive Player of the Month: 6 times

AFC Defensive Player of the Week: 7 times



## PRESSURE GOES FAR BEYOND SACKS

In addition to his 111.5 career sacks, **Watt** also has 311 QB hits since entering the league in 2011. That is far and away the highest total among active players according to ProFootballReference.com.

Active NFL Leaders - QB Hits		
Rnk	Player (Team)	QBH
1	<b>J.J. Watt (AZ)</b>	311
2	Carlos Dunlap (KC)	263
3	Von Miller (Buf)	245
4t	Aaron Donald (LAR)	237
4t	Calais Campbell (Bal)	237



In the 17 years (2006-22) the site has tracked QB hits, **Watt** owns the NFL's four highest single-season totals.

### NFL Single-Season Leaders - QB Hits (2006-20)

Rnk	Player	QBH	Season
1	<b>J.J. Watt</b>	51	2014
2	<b>J.J. Watt</b>	50	2015
3	<b>J.J. Watt</b>	46	2013
4	<b>J.J. Watt</b>	43	2012
5t	Aaron Donald	41	2018
5t	T.J. Watt	41	2020

**Watt** has 189 tackles for loss in his career, leading all active NFL defenders.

### Active NFL Leaders - Tackles for Loss

Rnk	Player (Team)	TFL
1	<b>J.J. Watt (AZ)</b>	189
2	Calais Campbell (Bal)	165
3	Von Miller (Buf)	164
4	Aaron Donald (LAR)	160
5	Cameron Jordan (NO)	146

In the last 12 seasons (2011-22), a player has recorded at least 28 tackles for loss in a season five times. **Watt** accounts for three of those five seasons.

### NFL Players w/ 28+ Tackles For Loss in a Season (2011-22)

Rnk	Player (Year)	TFL
1	<b>J.J. Watt (2012)</b>	39
2t	<b>J.J. Watt (2014)</b>	29
2t	<b>J.J. Watt (2015)</b>	29
4t	Chandler Jones (2017)	28
4t	Von Miller (2012)	28

## A CONSTANT SOURCE OF PRESSURE

Both by the season, and by the game, **Watt's** sacks have come in bunches. **He is the only active player in the NFL with at least three seasons of 17.0+ sacks.**

### Active NFL Leaders – Seasons w/ 17+ Sacks


Rnk	Player (Current Team)	17+	Years (Sacks)
1	<b>J.J. Watt (AZ)</b>	3	2012 (20.5), 2014 (20.5), 2015 (17.5)
2t	Chandler Jones (LV)	2	2017 (17.0), 2019 (19.0)
2t	Robert Quinn (Chi)	2	2013 (19.0), 2021 (18.5)
4t	T.J. Watt (Pit)	1	2021 (22.5)
4t	Shaquil Barrett (TB)	1	2019 (19.5)
4t	Aaron Donald (LAR)	1	2018 (20.5)
4t	Justin Houston (Bal)	1	2014 (22.0)
4t	Von Miller (Buf)	1	2012 (18.5)
4t	Aldon Smith (FA)	1	2012 (19.5)

**Watt** has 33 career multi-sack (1.5+) performances, the most among all active NFL defenders.

### Active NFL Leaders – Games w/ Multiple Sacks (1.5+)

Rnk	Player (Current Team)	Games
1	<b>J.J. Watt (AZ)</b>	33
2t	Von Miller (Buf)	28
2t	Justin Houston (Bal)	28
4	Chandler Jones (LV)	27
5	Cameron Jordan (NO)	26

**Watt** has had at least 2.0 sacks in a game 28 times in his career. That total also leads all active NFL defenders.



### Active NFL Leaders – Games w/ 2.0+ Sacks

Rnk	Player (Current Team)	Games
1	<b>J.J. Watt (AZ)</b>	28
2t	Cameron Jordan (NO)	23
2t	Justin Houston (Bal)	23
2t	Chandler Jones (LV)	23
5	Von Miller (Buf)	22

Watt has seven career games with 3.0+ sacks. Among active players, only Justin Houston (8) has more games with 3.0+ sacks than Watt (6).

### Active NFL Leaders – Games w/ 3.0+ Sacks

Rnk	Player (Current Team)	Games
1	Justin Houston (Bal)	8
2	<b>J.J. Watt (AZ)</b>	7
3t	Robert Quinn (Phi)	6
3t	Aaron Donald (LAR)	6
3t	T.J. Watt (Pit)	6



## PRATER KICKS PAST 1,600 POINTS

After connecting on all four of his FG attempts in Week 3 vs. the Rams, K Matt Prater became just the 24<sup>th</sup> player in NFL history - and one of just three active players - with at least 1,600 career points.

Active NFL Leaders – Career Points		
Rnk	Player (Team)	Points
1	Robbie Gould (SF)	1,927
2	Mason Crosby (GB)	1,877
3	<b>Matt Prater (AZ)</b>	<b>1,650</b>
4	Nick Folk (NE)	1,507
5	Justin Tucker (Bal)	1,476

During his first season with the Cardinals, Prater accumulated 137 points (30 FG, 47 PAT) in 2021. That tied for the second-highest single-season total in franchise history.

### Franchise Record – Points (Season)

Rnk	Player (Year)	Points (Type)
1	Neil Rackers (2005)	140 (40 FG, 20 PAT)
2t	<b>Matt Prater (2021)</b>	<b>137 (30 FG, 47 PAT)</b>
2t	Chandler Catanzaro (2015)	137 (28 FG, 53 PAT)
4t	Zane Gonzalez (2019)	127 (31 FG, 34 PAT)
4t	Jay Feely (2013)	127 (30 FG, 37 PAT)

The 2021 season marked Prater's 11<sup>th</sup> with 100+ points in his career. It was also his seventh consecutive season (2015-21) scoring 100+ points.



## LEE AMONG THE ALL-TIME GREATS

K Andy Lee is in his sixth season with the Cardinals - and his 19<sup>th</sup> season in the NFL - in 2022. Among all active players, only Tampa Bay QB Tom Brady (23<sup>rd</sup> NFL season in 2022) has played more seasons than Lee.

### Active Players with Most Seasons Played (2022 Included)

Rnk	Player (Team)	Seasons	1 <sup>st</sup> Year
1	QB Tom Brady (TB)	23	2000
2t	<b>P Andy Lee (AZ)</b>	<b>19</b>	<b>2004</b>
2t	OL Jason Peters (Dal)	19	2004
4t	QB Aaron Rodgers (GB)	18	2005
4t	K Robbie Gould (SF)	18	2005

Lee has been one of the league's top punters for nearly two decades now, finishing in the top-10 in punting average in 15 of his first 18 NFL seasons.

That includes ranking 7<sup>th</sup> (2017), 1<sup>st</sup> (2018), 2<sup>nd</sup> (2019) and 3<sup>rd</sup> (2021) during his five seasons with the Cardinals.

Lee's 46.7-yard career punting average is tied for the seventh-best total in NFL history.

### NFL History – Career Punting Average (Career)

Rnk	Player (Seasons)	Avg.
1	Michael Dickson (2018-)*	47.7
2	Shane Lechler (2000-17)	47.6
3	Cameron Johnston (2018-)*	47.3
4	Logan Cooke (2018-)*	47.1
5	Tress Way (2014-)*	47.0
6	Johnny Hekker (2012-)*	46.9
7t	<b>Andy Lee (2004-)*</b>	<b>46.7</b>
7t	Marquette King (2013-18)	46.7
7t	Brandon Fields (2007-15)	46.7
10	Bryan Anger (2012-)*	46.6

\*Active Player

His 471 career punts inside the 20-yard line rank third in NFL history.

### NFL History – Punts Inside the 20 (Career)

Rnk	Player (Seasons)	In20
1	Jeff Feagles (1988-2009)	554
2	Dustin Colquitt (2005-21)	483
3	<b>Andy Lee (2004-)*</b>	<b>471</b>
4	Shane Lechler (2000-17)	469
5	Sam Koch (2006-21)	453

\*Active Player



## ONE OF THE BEST EVER FROM LONG DISTANCE

Prater is the NFL's all-time leader with 68 career FGs of 50+ yards.

NFL History - Field Goals Made of 50+ Yards				
Rnk	Player	Made	Att.	Pct.
1	<b>Matt Prater</b>	<b>68</b>	<b>92</b>	<b>73.9</b>
2	Sebastian Janikowski	58	105	55.2
3	Justin Tucker	55	77	71.4
3	Jason Hanson	52	93	55.9
5	Adam Vinatieri	45	72	62.5

Prater has made 68-of-92 FG attempts from 50+ yards in his career. His 73.9% success rate is the second-best in NFL history (min. 30 attempts).

### NFL History - FG Percentage From 50+ Yards

Rnk	Player	Pct.	Made	Att.
1	Stephen Gostkowski	74.4	32	43
2	<b>Matt Prater</b>	<b>73.9</b>	<b>68</b>	<b>92</b>
3	Jeff Wilkins	72.2	26	36
4	Justin Tucker	71.4	55	77
5	Robbie Gould	70.6	36	51

Prater tied his career high and established a Cardinals single-season record with seven made FGs of 50+ yards in 2021.

### Franchise Record – FGs of 50+ Yards (Season)

Rnk	Player (Year)	50+
1	<b>Matt Prater (2021)</b>	<b>7</b>
2	Neil Rackers (2005)	6
3	Neil Rackers (2004)	5
4t	Phil Dawson (2017)	4
4t	Greg Davis (1993)	4

### PRATER (REALLY) GOOD FROM 60+

In Week 2 vs. Minnesota in 2021 - in just his second game with the Cardinals - Prater set a franchise record with a 62-yard FG.

### Franchise Record – Longest Field Goal

Rnk	Player	Dist	Opponent
1	<b>Matt Prater</b>	<b>62</b>	<b>9/19/21 vs. Minnesota</b>
2	Jay Feely	61	10/14/12 vs. Buffalo
3	Chandler Catanzaro	60	9/25/16 at Buffalo
4t	Zane Gonzalez	57	9/13/20 at San Francisco
4t	Phil Dawson	57	11/26/17 vs. Jacksonville

There have been just 14 made FGs of at least 62 yards. Prater - who owns the second-longest FG in NFL history (64 yards) - has two of those. He joins Brett Maher (3) as the only kickers in league history with multiple FGs of 62 yards or longer.

### NFL History - Longest Made Field Goal

Rnk	Player (Team)	Dist	Opponent
1	Justin Tucker (Bal)	66	9/26/21 at Detroit
2	<b>Matt Prater (Den)</b>	<b>64</b>	<b>12/8/13 vs. Tennessee</b>
3t	Brett Maher (Dal)	63	10/20/19 vs. Philadelphia
3t	Graham Gano (Car)	63	10/7/18 vs. NY Giants
3t	David Akers (SF)	63	9/9/12 at Green Bay
3t	Sebastian Janikowski (Oak)	63	9/12/11 at Denver
3t	Jason Elam (Den)	63	10/25/98 vs. Jacksonville
3t	Tom Dempsey (NO)	63	11/8/70 vs. Detroit
9t	<b>Matt Prater (AZ)</b>	<b>62</b>	<b>9/19/21 vs. Minnesota</b>
9t	Harrison Butker (KC)	62	10/16/22 vs. Buffalo
9t	Brett Maher (Dal)	62	10/13/19 at N.Y. Jets
9t	Brett Maher (Dal)	62	12/9/18 vs. Philadelphia
9t	Stephen Gostkowski (NE)	62	11/19/17 at Oakland
9t	Matt Bryant (TB)	62	10/22/06 vs. Philadelphia

Prater owns franchise records for the longest FG with Denver (64 yards), Arizona (62 yards) and Detroit (59 yards, twice).

## A RECORD-SETTING RUN IN ARIZONA

Lee's success has not diminished with age. He has been one of the NFL's top punters since joining the Cardinals in 2017. During that time (2017-22) Lee's 47.5-yard punting average is tied for second in the NFL.

### NFL Leaders – Punting Average (2017-22)

Rnk	Player (Team)	Punts	Avg.
1	Michael Dickson (Sea)	348	47.7
2t	<b>Andy Lee (AZ)</b>	<b>408</b>	<b>47.5</b>
2t	A.J. Cole (LV)	225	47.5
4t	Tress Way (Was)	444	47.3
4t	Cameron Johnston (Hou)	364	47.3

Lee's five full seasons in Arizona have resulted in the four highest single-season punting averages in franchise history. His 49.0-yard punting average in 2021 broke his own franchise record set in 2018 - when he led the NFL with a 48.6-yard average.

### Franchise Record – Punting Average (Season)

Rnk	Player (Season)	Avg.
1	<b>Andy Lee (2021)</b>	<b>49.0</b>
2	<b>Andy Lee (2018)</b>	<b>48.6</b>
3	<b>Andy Lee (2019)</b>	<b>47.8</b>
4	<b>Andy Lee (2017)</b>	<b>47.3</b>
5	Ben Graham (2009)	47.0

It also marked the third-best average in the NFL last season.


### NFL Leaders – Punting Avg. (2021)

Rnk	Player (Team)	Gross
1	A.J. Cole (LV)	50.0
2	Jack Fox (Det)	49.2
3	<b>Andy Lee (AZ)</b>	<b>49.0</b>
4t	Bryan Anger (Dal)	48.4
4t	Tress Way (Was)	48.4

A look at where Lee's punting averages have ranked in the NFL during his five full seasons with Arizona:

### Lee NFL Rank for Punting Average (2017-21)

Year	Avg.	NFL Rank
2021	49.0	3 <sup>rd</sup>
2020	44.8	22 <sup>nd</sup>
2019	47.8	2 <sup>nd</sup>
2018	48.6	1 <sup>st</sup>
2017	47.3	7 <sup>th</sup>





# CARDINALS PLAYER NOTES (OFFENSE/SPECIAL TEAMS)

## QUARTERBACKS

**David Blough** – Originally entered the NFL as a rookie free agent with Cleveland in 2019 and spent three seasons (2019-21) with the Lions. Played in 7 games (5 starts) with Detroit, completing 100-of-184 pass attempts for 1,033 yards and 4 TDs. Signed off Vikings practice squad last week.

**Colt McCoy** – Has thrown for 7,975 yards and 34 TDs while completing 764-of-1,220 passes (62.6%) in 56 games (36 starts) for Cleveland (2010-12), San Francisco (2013), Washington (2014-19), Giants (2020) and Arizona (2021-22). Posted his 3rd win for the Cardinals in Week 11 at Los Angeles, completing 26-of-37 passes (70.3%) for 238 yards and a TD.

**Trace McSorley** – Baltimore's 2019 sixth-round pick (197th overall) out of Penn State. Has appeared in seven career NFL games, including a career-high four games with the Cardinals this season. Had career highs in pass attempts (15) and completions (7) last week in Denver.

## RUNNING BACKS

**Corey Clement** – Undrafted, the six-year veteran has appeared in 65 games for the Eagles (2017-2020), Cowboys (2021) and Cardinals (2022).

**James Conner** – Two-time Pro Bowler who signed with Arizona in 2021 after four seasons (2017-20) with Pittsburgh, where he played 50 games (33 starts). Has scored 25 TDs in 26 games with the Cards which is tied for the most TDs through a player's first 26 games with the team.

**Keontay Ingram** – Cardinals sixth-round pick (201st overall) in the 2022 NFL Draft out of USC. Scored his first career TD (3-yard run) in Arizona's Week 7 win vs. New Orleans.

## TIGHT ENDS

**Stephen Anderson** – Entered the NFL as an undrafted free agent with the Texans and was signed by Arizona this summer after spending the last three seasons with the Chargers.

**Trey McBride** – Cardinals 2nd round pick (55th overall) in the 2022 NFL draft out of Colorado State. Winner of the 2021 John Mackey Award as nation's top tight end. Has appeared in 13 games with 10 starts as a rookie.

**Maxx Williams** – Now in his 8th NFL season, has appeared in 80 games (44 starts) with the Ravens (2015-18) and Cardinals (2019-22). A knee injury limited him to five games last season and eight games played in 2022.

## WIDE RECEIVERS

**Robbie Anderson** – Originally an undrafted rookie free agent, has played in 105 games (85 starts) with the Cardinals (2022), Panthers (2020-22), Jets (2016-19). Had best game as a Cardinals in Week 14 vs. NE with 4 catches for 50 yards.

**Marquise Brown** – Played three seasons (2019-21) in Baltimore where he appeared in 46 games and totaled 195 receptions for 2,361 yards and 21 TDs. Acquired by Arizona in a draft-day trade in 2022 and has 57 receptions for 584 yards and three TDs in nine games played in 2022.

**Greg Dortch** – Originally signed with the Jets as an undrafted rookie free agent in 2019, recorded a career-high 103 yards receiving on nine receptions vs. SF in Week 11.

**A.J. Green** – Seven-time Pro Bowl selection (2011-17) and two-time 2nd-team All-Pro (2012-13). First WR in history to be named to the Pro Bowl in each of his first seven seasons. Hauled in his first TD catch of the season in Week 11 at LAR.

**DeAndre Hopkins** – Five-time Pro Bowler (2015; 2017-20) and four-time All-Pro (2017-20) became the third-youngest player in history to reach 800 career receptions at Minnesota in Week 8. Since his '22 debut in Week 7, ranks second in the NFL with 63 receptions and ranks 4th with 713 receiving yards.

## OFFENSIVE LINE

**Kelvin Beachum** – Selected by Pittsburgh in the seventh round (248th overall) of the 2012 NFL Draft and has started 143 of 148 games played with the Steelers (2012-15), Jaguars (2016), Jets (2017-19) and Cardinals (2020-22). Only player to start every game on offense for Arizona in '22.

**Rashaad Coward** – Entered the NFL as an undrafted rookie defensive lineman with Chicago in 2017 and played in one game. Switched to O-Line in 2018 and has appeared in 37 games (18 starts).

**Wyatt Davis** – A 3rd round (86th overall) draft pick by the Vikings in 2021 out of Ohio State, has appeared in eight games in his career.

**Cody Ford** – Made his Cardinals debut in the win over New Orleans in Week 7, seeing action at LG. Played his first three seasons (2019-21) with Buffalo, playing in 38 games (29 starts).

**Max Garcia** – Has played 102 games (56 starts) with Denver (2015-18) and Arizona (2019-2022). Has started four games, for AZ in 2022, with two starts at RG and two at LG.

**Sean Harlow** – Atlanta's fourth round (136th overall) selection of the 2017 NFL Draft and has appeared in 28 games (eight starts) for the Falcons (2019) and Cardinals (2021-2022).

**Will Hernandez** – A second-round pick by the Giants in 2018, signed with Arizona as a free agent in the offseason. Has started all 10 games played at RG for the Cards in 2022.

**Josh Jones** – Arizona's 2020 third-round pick (72nd overall) out of Houston where he started all 45 games he played at LT in four seasons (2016-19) for the Cougars. Has played 42 games (18 starts) for the Cardinals during his first three NFL seasons.

**Billy Price** – Cincinnati's first-round pick (21st overall) in the 2018 NFL Draft out of Ohio State, started 42 of 67 games played in his career with the Cardinals, Giants and Bengals.

**Lecitus Smith** – Arizona's second pick in the sixth-round (215th overall) of the 2022 NFL Draft out of Virginia Tech, where he appeared in 45 games at guard and left tackle. Made his first NFL start at RG in Week 11 at Los Angeles.

## SPECIALISTS

**Aaron Brewer** – Entered the league with the Broncos as a rookie free agent and has played 161 regular season and eight playoff games with Denver (2012-15) and Arizona (2016-22).

**Andy Lee** – The four-time All-Pro joined Arizona in 2017 after playing for the 49ers (2004-14), Browns (2015) and Panthers (2016). Ranks third in NFL history in career punting yards (67,895).

**Matt Prater** – Two-time Pro Bowler (2013, '16) and NFL record-holder for FGs of 50+ yards (68). Joined Arizona in 2021 after 14 seasons with the Lions, Broncos and Falcons.





## DEFENSIVE LINE

**Zach Allen** – Cardinals third-round pick (65th overall) in the 2019 NFL Draft out of Boston College. Has established career highs for sacks (5.5), QB hits (20), passes defended (8) and tackles for loss (10) in 2022.

**Leki Fotu** – Cardinals first pick in the fourth round (114th overall) of the 2020 NFL Draft. Has appeared in 49 games (9 starts) for AZ. Family hails from the island of Tonga.

**Trysten Hill** – Cowboys second round pick (58th overall) of the 2019 NFL Draft. Has appeared in 30 games (6 starts) in his NFL career. Had first career sack last week in Denver.

**Jonathan Ledbetter** – Originally signed with Miami as an undrafted free agent in 2019, has played in 14 NFL games with the Dolphins and Cardinals. Has played in 12 games (2 start) with Arizona in 2022.

**J.J. Watt** – Five-time first-team All-Pro, five-time Pro Bowl selection, three-time NFL Defensive Player of the Year and 2017 Walter Payton NFL Man of the Year. Has 7.0 sacks in the last seven games and 9.5 sacks in 2022. Tied career-high with 3.0 sacks last week in Denver.

## LINEBACKERS

**Zaven Collins** – Selected by the Cardinals in the first round (16th overall) of the 2021 NFL Draft out of Tulsa. Has 87 tackles, 2.0 sacks, 9 tackles for loss, a forced fumble, an INT and four passes defended in 2022.

**Victor Dimukeje** – Selected by Arizona with their first pick of the sixth round (210th overall) of the 2021 NFL Draft out of Duke. Has played in 23 game (2 starts) in first two NFL seasons.

**Dennis Gardeck** – Named a Pro Bowl alternate on special teams in 2019 and selected as a team captain each of the last three seasons (2020-22). Signed by Arizona as a rookie free agent out of Sioux Falls in 2018.

**Markus Golden** – Arizona's 2015 second-round pick (58th overall) out of Missouri has appeared in 108 games for the Cardinals (2015-18; 2020-22) and Giants (2019-20). Led the Arizona defense with 11.0 total sacks during the 2021 season.

**Kamu Grugier-Hill** – Seven-year NFL veteran who posted a career-best 106 tackles season with the Texans in 2021.

**Jesse Luketa** – Selected by AZ in the seventh round (256th overall) of the 2022 NFL Draft out of Penn State. A native of Ottawa, Ontario, played four seasons (2018-21) at Penn State.

**Ben Niemann** – Undrafted free agent out of Iowa, signed with Kansas City in 2018 and appeared in 76 games with the Chiefs (2018-21) and Cardinals (2022). Has started seven of 14 games with Arizona this season.

**Myjai Sanders** – Selected by Arizona in the third round (100th overall) of the 2022 NFL Draft out of Cincinnati. Had a career-high five tackles, his second career sack, his first career forced fumble, a tackle for loss and his first career pass defended in Week 11 at Los Angeles.

**Isaiah Simmons** – Named to the 2020 PFWA All-Rookie team after being selected eighth by the Cardinals out of Clemson. In the last eight games this season, has 50 tackles, two INTs (one returned for a TD), 3.0 sacks, a forced fumble, a fumble recovery and six passes defended.

**Cameron Thomas** – Arizona's first pick in the third-round (87th overall) of the 2022 NFL Draft out of San Diego State. Like fellow third-round pick Myjai Sanders, recorded his second career sack when he took down Chargers QB Justin Herbert in Week 12.

**Ezekiel Turner** – Signed with Arizona as an undrafted rookie free agent out of Washington in 2018. Has blocked two punts and has 47 special teams tackles in 60 career games.

**Tanner Vallejo** – Buffalo's 2017 sixth-round (195th overall) pick out of Boise State has played 79 games with Buffalo (2017), Cleveland (2018), Washington (2019) and Arizona (2019-22).

## DEFENSIVE BACKS

**Budda Baker** – Arizona's 2017 second-round pick (36th overall) out of Washington is a four-time Pro Bowler (2017, '19-21), three-time team captain (2020-22) and a 2020 first-team All-Pro honors. Leads the team and ranks fifth among NFL DBs with 102 tackles this season.

**Chris Banjo** – A former undrafted rookie out of SMU, is in his 10th NFL season in 2022. Has played 129 career games with the Packers (2013-16), Saints (2016-18) and Cardinals (2019-22).

**Antonio Hamilton** – Seven-year NFL veteran has appeared in 80 games (8 starts) with the Raiders (2016-17), Giants (2018-19), Chiefs (2020) and Cardinals (2021-22). Hauled in his first career NFL INT in Week 7. Has made a career-high four starts so far this season.

**Christian Matthew** – Arizona's first pick in the seventh-round (244th overall) of the 2022 NFL Draft out of Valdosta State becoming the sixth player to be drafted in school history. Has played in 11 games as a rookie, with his first career start last week in Denver.

**Byron Murphy Jr.** – Scottsdale native and Arizona's 2019 second-round pick (33rd overall) out of Washington. Has recorded 227 tackles, five INTs and 34 passes defended in 55 games (47 starts) during his first four NFL seasons. Has missed the last five games due to a back injury.

**Jalen Thompson** – Selected by Arizona in the fifth-round of the 2019 NFL Supplemental Draft out of Washington State. Signed a three-year contract extension in September 2022.

**Charles Washington** – Since entered the league as an undrafted rookie in 2016 with Detroit, has appeared in 66 career games with the Lions (2018-19) and Cardinals (2019-22). Injuries have limited him to three games played in '22.

**Jace Whittaker** – Since entered the league as an undrafted rookie out of the University of Arizona in 2020, has appeared in 10 games (2 starts) with the Cardinals. Has played in four games this season, making his first two career starts.

**Marco Wilson** – Selected by Arizona in the fourth-round (136th overall) of the 2021 NFL Draft out of Florida. Has started 26 of 27 games played so far in his NFL career. Posted his first career INT and first career TD in Week 6 vs. New Orleans when he picked off a tipped pass at the Saints 38-yard line and returned it for the score. Missed his first game of the season last week in Denver due to injury.

# CARDINALS GAME SUMMARIES



## WEEK 1

**Kansas City Chiefs 44, Arizona Cardinals 21**  
**63,697** ■ **State Farm Stadium** ■ **Sep 11, 2022**



<b>Kansas City Chiefs</b> .....	<b>14</b>	<b>9</b>	<b>14</b>	<b>7</b>	<b>—</b>	<b>44</b>
<b>Arizona Cardinals</b> .....	<b>0</b>	<b>7</b>	<b>0</b>	<b>14</b>	<b>—</b>	<b>21</b>

The Cardinals opened the 2022 regular season against the Kansas City Chiefs at State Farm Stadium. The contest reunited AZ head coach Kliff Kingsbury with KC quarterback Patrick Mahomes, whom he recruited to Texas Tech and coached for three seasons there. On this particular afternoon, it was the pupil who led his team to victory with an impressive passing effort. The 2018 league MVP threw for 360 yards and 5 touchdowns with no INTs in steering the Chiefs to a 44-21 win. Kansas City jumped out early with TDs on their first three drives and never looked back. Playing without several regular starters – including DE JJ Watt, WR DeAndre Hopkins, G Justin Pugh – the Cards battled and late in the first half had opportunities to make it a one score game but could not take advantage of them. The victory gave the Chiefs their eight consecutive season with a week 1 win while the Cardinals fell in the regular season opener for the first time in four seasons under Kingsbury and QB Kyle Murray.

Kansas City received the opening kickoff and proceeded to move 75 yards in 11 plays as Mahomes capped the drive with a 9-yard TD pass to TE Travis Kelce. The next Chiefs drive was equally effective, covering 86 yards in 7 plays. It ended on a Mahomes shovel pass to RB Clyde Edwards-Helaire for a 3-yard score that made it 14-0 late in the opening quarter. The Cards desperately needed a scoring drive and Murray delivered. He completed 4 of 5 pass attempts on the ensuing series, the biggest of which was a 24-yarder to WR Greg Dortch that moved it to the KC35. Shortly thereafter, Kyle scampered 21 yards up the middle to the 2, setting up James Conner's TD run that cut the lead in half at 14-7 two minutes into the second quarter. The next drive saw the Chiefs move 71 yards in 10 plays before facing a 4th-n-2 at the 4; KC went for it and Edwards-Helaire's 4-yard completion from Mahomes made it 20-7 after the PAT failed. With 1:05 to go in the half, the Chiefs continued to lead by 13 and took over at their own 20. On the first play from scrimmage, Mahomes connected with WR Juju Smith-Schuster before LB Dennis Gardeck forced a fumble that CB Byron Murphy recovered at the KC43 with :58 left. AZ soon faced a 4th-n-2 at the 34 but turned it over on downs when Murray's pass attempt was incomplete. The Chiefs quickly moved into position for a 54-yard FG try from Harrison Butker, who returned to action after exiting the game via cart in the first quarter. The kick was good and Kansas City took a 23-7 lead into the halftime locker room.

Kansas City's opening possession of the second half also resulted in a TD, this one a 1-yard pass from Mahomes to TE Jody Fortson. The Chiefs increased their lead to 37-7 late in the third on Mahomes' fifth TD pass of the day, this one a 2-yarder to WR Mecole Hardman. Early in the fourth, Murray's 2-yard TD pass to new Cardinals WR – and Murray's former Oklahoma teammate – Marquise Brown was followed by a successful two-point toss to TE Zach Ertz that made it 37-15. After a TD run by Chiefs RB Isiah Pacheco capped the next KC possession, Ertz's 6-yard TD catch from Murray provided the game's final score with 5:11 remaining.

### SCORING DRIVES

TEAM	QTR	TIME	SCORING PLAY	KC	ARI
Chiefs	1	09:37	T.Kelce 9 yd. pass from P.Mahomes (H.Butker kick) (11-75, 5:23)	7	0
Chiefs	1	03:20	C.Edwards-Helaire 3 yd. pass from P.Mahomes (J.Reid kick) (7-86, 4:23)	14	0
Cardinals	2	13:05	J.Conner 2 yd. run (M.Prater kick) (11-75, 5:15)	14	7
Chiefs	2	07:32	C.Edwards-Helaire 4 yd. pass from P.Mahomes (kick failed, wr) (11-75, 5:33)	20	7
Chiefs	2	00:02	H.Butker 54 yd. Field Goal (6-30, 0:33)	23	7
Chiefs	3	09:55	J.Fortson 1 yd. pass from P.Mahomes (H.Butker kick) (4-75, 2:12)	30	7
Chiefs	3	03:56	M.Hardman 2 yd. pass from P.Mahomes (H.Butker kick) (8-66, 4:53)	37	7
Cardinals	4	12:52	M.Brown 6 yd. pass from K.Murray (K.Murray-Z.Ertz pass) (14-75, 6:04)	37	15
Chiefs	4	07:39	I.Pacheco 3 yd. run (H.Butker kick) (9-66, 5:13)	44	15
Cardinals	4	05:11	Z.Ertz 6 yd. pass from K.Murray (pass failed) (6-48, 2:28)	44	21

### Team Statistics

	Chiefs	Cardinals
First Downs	33	18
3rd-Down Eff. (Made/Att/Pct)	5/8/63%	3/12/25%
4th-Down Eff. (Made/Att/Pct)	1/1/100%	3/4/75%
Total Net Yards	488	282
Total Plays	66	63
Yards Per Play	7.4	4.5
Rushes/Net Yards	27/128	22/103
Net Passing	360	179
Pass Attempts/Completions	39/30	38/24
Had Intercepted	0	0
Sacked/Yards Lost	0/0	3/26
Punts/Average	2/54.0	5/51.0
Penalties/Yards	3/25	5/49
Fumbles/Lost	5/1	3/0
Possession Time	34:42	25:18

### KANSAS CITY CHIEFS

PASSING	ATT	CP	YDS	SK/YD	TD	LG	INT	RTG
Patrick Mahomes	39	30	360	0/0	5	35	0	144.2
<b>TOTAL</b>	<b>39</b>	<b>30</b>	<b>360</b>	<b>0/0</b>	<b>5</b>	<b>35</b>	<b>0</b>	<b>144.2</b>

RUSHING	ATT	YDS	AVG	LG	TD
Isiah Pacheco	12	62	5.2	22	1
Clyde Edwards-Helaire	7	42	6.0	18	0
Jerick McKinnon	4	22	5.5	18	0
Patrick Mahomes	3	5	1.7	4	0
Marquez Valdes-Scantling	1	-3	-3.0	-3	0
<b>TOTAL</b>	<b>27</b>	<b>128</b>	<b>4.7</b>	<b>22</b>	<b>1</b>

RECEIVING	NO	YDS	AVG	LG	TD
Travis Kelce	8	121	15.1	35	1
JuJu Smith-Schuster	6	79	13.2	20	0
Marquez Valdes-Scantling	4	44	11.0	17	0
Clyde Edwards-Helaire	3	32	10.7	25	2
Jerick McKinnon	3	27	9.0	18	0
Mecole Hardman	3	16	5.3	8	1
Sky Moore	1	30	30.0	30	0
Noah Gray	1	10	10.0	10	0
Jody Fortson	1	1	1.0	1t	1
<b>TOTAL</b>	<b>30</b>	<b>360</b>	<b>12.0</b>	<b>35</b>	<b>5</b>

TOP DEFENSE	TOT	SOLO	AST	SCK	YDS	INT
Nick Bolton	10	8	2	0.0	0.0	0
L'Jarius Sneed	8	8	0	1.0	7.0	0
Rashad Fenton	5	4	1	0.0	0.0	0

FIELD GOALS	FGM/FGA	PERCENT	RESULTS
Harrison Butker	1-1	100.0	54G
<b>TOTAL</b>	<b>1-1</b>	<b>100.0</b>	

### ARIZONA CARDINALS

PASSING	ATT	CP	YDS	SK/YD	TD	LG	INT	RTG
Kyler Murray	34	22	193	2/18	2	26	0	99.3
Trace McSorley	4	2	12	1/8	0	10	0	56.2
<b>TOTAL</b>	<b>38</b>	<b>24</b>	<b>205</b>	<b>3/26</b>	<b>2</b>	<b>26</b>	<b>0</b>	<b>94.7</b>

RUSHING	ATT	YDS	AVG	LG	TD
Kyler Murray	5	29	5.8	21	0
Eno Benjamin	4	28	7.0	16	0
James Conner	10	26	2.6	8	1
Trace McSorley	3	20	6.7	14	0
<b>TOTAL</b>	<b>22</b>	<b>103</b>	<b>4.7</b>	<b>21</b>	<b>1</b>

RECEIVING	NO	YDS	AVG	LG	TD
Greg Dortch	7	63	9.0	24	0
James Conner	5	29	5.8	11	0
Marquise Brown	4	43	10.8	26	1
Eno Benjamin	3	33	11.0	22	0
Zach Ertz	2	14	7.0	8	1
A.J. Green	2	13	6.5	8	0
Andy Isabella	1	10	10.0	10	0
<b>TOTAL</b>	<b>24</b>	<b>205</b>	<b>8.5</b>	<b>26</b>	<b>2</b>

TOP DEFENSE	TOT	SOLO	AST	SCK	YDS	INT
Budda Baker	13	7	6	0.0	0.0	0
Jalen Thompson	9	9	0	0.0	0.0	0
Zaven Collins	7	4	3	0.0	0.0	0

FIELD GOALS	FGM/FGA	PERCENT	RESULTS
	No Field Goals		



# CARDINALS GAME SUMMARIES



## WEEK 2

Arizona Cardinals 29, Las Vegas Raiders 23 (OT)  
61,707 Allegiant Stadium Sep 18, 2022



Arizona Cardinals	0	0	7	16	6	—	29
Las Vegas Raiders	7	13	3	0	0	—	23

The Cardinals made their first-ever appearance at Allegiant Field for a week 2 showdown with the Raiders and it was one for the ages. Vegas jumped out to a 20-0 halftime lead and led 23-7 after 3 quarters. But the gritty Cardinals battled back. And QB Kyle Murray engineered one of the greatest and most improbable comebacks in franchise history. Arizona would score the game's final 22 points, send the contest to overtime with a TD and 2-point conversion as regulation expired, and win it in the extra period with the longest OT return of a fumble in NFL history. It was the franchise's biggest comeback since 1999 and 5th largest ever; it was also the greatest comeback ever against the Raiders.

While the game ended in thrilling fashion for Arizona, its beginning was inauspicious. The Raiders took the opening kickoff, moved 75 yards in 15 plays and Derek Carr's 1-yard TD pass to WR Davante Adams made it 7-0. The next Vegas drive reached the AZ12 in 8 plays before Daniel Carlson's 32-yard FG made it 10-0. The Raiders increased it to 17-0 on their next possession when Carr capped a 7-play, 59-yard drive with his 3-yard scoring pass to TE Darren Waller. With just over 2 minutes to go in the first half, the Cards faced a 3rd-n-2 at the LV42 when Murray's pass attempt to Hollywood Brown was intercepted by CB Amik Robertson. The return set Vegas up at its own 27 with 1:51 to go. That was enough time to move into position for a 55-yard Carlson FG as the half expired that made it 20-0 at intermission. In their history, the Cardinals were 0-88-1 in games they trailed by 20+ points at halftime.

The AZ comeback began on its 2nd offensive series of the 3rd quarter. Murray completed 5 of 7 passes for 66 yards and ended the 79-yard drive with a scoring pass to WR Greg Dortch, a 5-yarder that was his first NFL TD catch. A 47-yard pass interference penalty on the ensuing Vegas possession led to a 25-yard Carlson FG that made it 23-7 late in the 3rd quarter. Two minutes into the 4th, the Cards trailed by 16 but were at the LV11 when they went for it on 4th-n-1. It ended there, though, as Murray's pass was just beyond the reach of TE Zach Ertz. However, 3 straight incompletions led to a punt and more importantly took just 9 seconds off the clock. An 18-yard Dortch punt return set AZ up at its own 46 with 12:07 to play. Murray marched the Cards to the LV25 where they faced a 4th-n-4 midway thru the 4th and down 16. They went for it and converted when Brown made a spectacular 1-handed grab at the 1. A play later, RB Darrel Williams punched it in and the Cards went for 2. What happened on that try was unforgettable and vintage Murray; the QB kept the pass play alive for 20 seconds, snaking around in the backfield for almost 85 total yards before finally outracing the defense to the pylon for a successful conversion. After another Vegas punt, the Cards took over at their own 27, down 8 with 4:43 to play. Needing to cover 73 yards and another 2-point conversion to force OT, AZ soon faced a 4th-n-1 at the LV43. A Murray scramble picked it up. With :30 left it was 4th-n-4 at the 6 when a defensive holding foul kept the drive going. It set up a 1st-n-goal at the 3 but after 3 incompletions it was 4th-n-goal from there with time for one more shot. Murray again delivered, scrambling to his left and into the end zone to cap the incredible 18-play drive. AZ still needed a 2-point conversion to send the game to OT and a delay penalty pushed the try back to the 7. It didn't matter. Murray fired a dart to WR AJ Green in the back of the end zone and the game was tied.

AZ won the OT coin toss and advanced to the LV37. They went for it on 4th-n-1 from there but Brown could not hold onto a Murray pass down the left side and the Raiders took over. On the edge of FG range, they faced 2nd-n-10 at the AZ39 when Carr hit WR Hunter Renfrow with a short pass but LB Isaiah Simmons dislodged the ball with a devastating hit. CB Byron Murphy scooped the loose ball and returned it 59 yards down the sideline to clinch the amazing comeback victory.

### SCORING DRIVES

TEAM	QTR	TIME	SCORING PLAY	ARI	LV
Raiders	1	05:22	D.Adams 1 yd. pass from D.Carr (D.Carlson kick) (15-75, 9:38)	0	7
Raiders	2	11:40	D.Carlson 32 yd. Field Goal (9-66, 4:41)	0	10
Raiders	2	07:00	D.Waller 3 yd. pass from D.Carr (D.Carlson kick) (7-59, 2:02)	0	17
Raiders	2	00:00	D.Carlson 55 yd. Field Goal (9-36, 1:51)	0	20
Cardinals	3	06:03	G.Dortch 5 yd. pass from K.Murray (M.Prater kick) (11-79, 5:27)	7	20
Raiders	3	01:38	D.Carlson 25 yd. Field Goal (8-68, 4:25)	7	23
Cardinals	4	08:13	D.Williams 1 yd. run (K.Murray run) (9-54, 3:54)	15	23
Cardinals	4	00:00	K.Murray 3 yd. run (K.Murray-A.Green pass) (18-73, 4:43)	21	23
Cardinals	OT	03:51	B.Murphy 59 yd. fumble return	29	23

### Team Statistics

	Cardinals	Raiders
First Downs	28	20
3rd-Down Eff. (Made/Att/Pct)	3/13/23%	6/11/55%
4th-Down Eff. (Made/Att/Pct)	3/5/60%	0/0/0%
Total Net Yards	413	324
Total Plays	78	61
Yards Per Play	5.3	5.3
Rushes/Net Yards	28/143	21/80
Net Passing	270	244
Pass Attempts/Completions	49/31	39/25
Had Intercepted	1	0
Sacked/Yards Lost	1/7	1/8
Punts/Average	3/45.3	3/53.7
Penalties/Yards	12/120	10/68
Fumbles/Lost	0/0	2/1
Possession Time	36:22	29:47

### ARIZONA CARDINALS

PASSING	ATT	CP	YDS	SK/YD	TD	LG	INT	RTG
Kyle Murray	49	31	277	1/7	1	29	1	76.7
<b>TOTAL</b>	<b>49</b>	<b>31</b>	<b>277</b>	<b>1/7</b>	<b>1</b>	<b>29</b>	<b>1</b>	<b>76.7</b>

RUSHING	ATT	YDS	AVG	LG	TD
Darrel Williams	8	59	7.4	30	1
Eno Benjamin	8	31	3.9	7	0
Kyle Murray	5	28	5.6	10	1
James Conner	7	25	3.6	6	0
<b>TOTAL</b>	<b>28</b>	<b>143</b>	<b>5.1</b>	<b>30</b>	<b>2</b>

RECEIVING	NO	YDS	AVG	LG	TD
Zach Ertz	8	75	9.4	16	0
Marquise Brown	6	68	11.3	24	0
Greg Dortch	4	55	13.8	29	1
Eno Benjamin	3	20	6.7	9	0
A.J. Green	3	16	5.3	10	0
James Conner	2	26	13.0	21	0
Andre Baccellia	2	12	6.0	11	0
Darrel Williams	2	3	1.5	2	0
Stephen Anderson	1	2	2.0	2	0
<b>TOTAL</b>	<b>31</b>	<b>277</b>	<b>8.9</b>	<b>29</b>	<b>1</b>

TOP DEFENSE	TOT	SOLO	AST	SCK	YDS	INT
Jalen Thompson	10	7	3	0.0	0.0	0
Zaven Collins	8	5	3	0.0	0.0	0
Budda Baker	6	5	1	0.0	0.0	0

### LAS VEGAS RAIDERS

PASSING	ATT	CP	YDS	SK/YD	TD	LG	INT	RTG
Derek Carr	39	25	252	1/8	2	23	0	99.5
<b>TOTAL</b>	<b>39</b>	<b>25</b>	<b>252</b>	<b>1/8</b>	<b>2</b>	<b>23</b>	<b>0</b>	<b>99.5</b>

RUSHING	ATT	YDS	AVG	LG	TD
Josh Jacobs	19	69	3.6	13	0
Derek Carr	1	9	9.0	9	0
Zamir White	1	2	2.0	2	0
<b>TOTAL</b>	<b>21</b>	<b>80</b>	<b>3.8</b>	<b>13</b>	<b>0</b>

RECEIVING	NO	YDS	AVG	LG	TD
Hunter Renfrow	7	59	8.4	20	0
Darren Waller	6	50	8.3	19	1
Mack Hollins	5	66	13.2	23	0
Foster Moreau	3	30	10.0	19	0
Davante Adams	2	12	6.0	11	1
Ameer Abdullah	1	23	23.0	23	0
Josh Jacobs	1	12	12.0	12	0
<b>TOTAL</b>	<b>25</b>	<b>252</b>	<b>10.1</b>	<b>23</b>	<b>2</b>

TOP DEFENSE	TOT	SOLO	AST	SCK	YDS	INT
Divine Deablo	16	6	10	0.0	0.0	0
Jayon Brown	12	8	4	0.0	0.0	0
Nate Hobbs	11	9	2	0.0	0.0	0

FIELD GOALS	FGM/FGA	PERCENT	RESULTS
	No Field Goals		

FIELD GOALS	FGM/FGA	PERCENT	RESULTS
Daniel Carlson	3-3	100.0	32G, 55G, 25G
<b>TOTAL</b>	<b>3-3</b>	<b>100.0</b>	

# CARDINALS GAME SUMMARIES



## WEEK 3

Los Angeles Rams 20, Arizona Cardinals 12  
63,243 ■ State Farm Stadium ■ Sep 25, 2022



Los Angeles Rams .....	10	3	7	0	—	20
Arizona Cardinals .....	0	6	3	3	—	12

In a match-up of 1-1 teams, the defending Super Bowl champion Rams came to State Farm Stadium and jumped out to an early 13-0 lead, thanks to a pair of field goals and a TD. The Cardinals would respond with the game's next three scores. They were lengthy drives of 19, 17 and 16 plays that produced FGs rather than TDs but it still got AZ to within 4 points late in the third quarter. However, LA's second TD of the day made it 20-9 and the Cards would only be able to close to within 8 before running out of time. QB Kyle Murray set career highs in completions (37) and attempts (58) and his favorite target was Marquise Brown. The WR racked up 140 yards on a career-best 14 receptions, a total that tied the 2nd most in franchise history.

The Rams forced a punt on the Cardinals' game opening drive and LA's Michael Hoecht got a hand on it to set the visitors up at the AZ35. Arizona's defense rose to the challenge and limited the Rams to a 22-yard Matt Gay FG that made it 3-0. Following a 3-n-out from the AZ offense, the Rams took over their own 42. Six plays later they had it at the AZ20 when WR Cooper Kupp went in motion, took a handoff from QB Matthew Stafford and raced around the left end for 20 yards and a TD that made it 10-0. Gay's 40-yard FG capped LA's next drive and put the Rams up 13-0 early in the 2nd quarter. With 11:21 left in the half, AZ took over at its own 30 and down 13-0. The Cards would move 65 yards in 19 plays, converting a pair of 4th downs on a much-needed drive. It would reach the 5 but no further and Matt Prater's 23-yard FG made it 13-3 with 1:51 before halftime. After forcing another 3-n-out by the LA offense, the Cards took over at their own 28 with :48 left in the first half. Murray moved them 47 yards, the biggest chunk of which came on a 30-yard completion to WR Greg Dortch on the last play before Prater's 45-yard FG made it 13-65 at intermission.

Arizona opened the 2nd half by forcing a 3-n-out that included a JJ Watt sack of Stafford. The Cards offense then took over at its own 11 and soon faced a 4th-n-1 at the 20; they went for it and RB James Conner converted. The drive would reach the LA31 and Prater's 3rd straight FG – this one from 49 – made it a 4-point game with 5:10 to go in the 3rd quarter. On the ensuing LA possession, the Rams soon faced a 3rd-n-11 from their own 24 when Stafford escaped a sack from LB Zaven Collins and hit Cupp for 11 and the first down. A screen to TE Tyler Higbee picked up 26 yards and Cam Akers' 14-yard TD run ended the drive to put LA up 20-9 with 16 minutes to play. With 11:30 remaining, the Cards had reached the LA26 where they went for it on 4th-n-4 but Murray's pass attempt to Brown was batted away. Up 11 with 7 minutes to go, the Rams advanced to AZ1 and poised to put the game away; however, S Budda Baker forced an Akers fumble that Jalen Thompson recovered to keep it a 2-possession game. Murray would move AZ to the LA13 in 16 plays – the longest of which was 14 yards – and Prater's 31-yard FG with 1:07 pulled the Cards to within 8. They would need an onside kick recovery to keep their hopes alive but the Rams dashed them by successfully corraling the kick.

### SCORING DRIVES

TEAM	QTR	TIME	SCORING PLAY	LAR	ARI
Rams	1	09:45	M.Gay 22 yd. Field Goal (8-31, 3:49)	3	0
Rams	1	04:00	C.Kupp 20 yd. run (M.Gay kick) (7-58, 4:50)	10	0
Rams	2	13:23	M.Gay 40 yd. Field Goal (6-58, 3:08)	13	0
Cardinals	2	01:51	M.Prater 23 yd. Field Goal (19-65, 9:30)	13	3
Cardinals	2	00:02	M.Prater 43 yd. Field Goal (8-47, 0:46)	13	6
Cardinals	3	05:10	M.Prater 49 yd. Field Goal (16-58, 7:47)	13	9
Rams	3	01:00	C.Akers 14 yd. run (M.Gay kick) (8-75, 4:10)	20	9
Cardinals	4	01:07	M.Prater 31 yd. Field Goal (17-84, 5:32)	20	12

### Team Statistics

	Rams	Cardinals
First Downs	15	23
3rd-Down Eff. (Made/Att/Pct)	3/8/38%	6/18/33%
4th-Down Eff. (Made/Att/Pct)	0/0/0%	4/5/80%
Total Net Yards	339	365
Total Plays	46	81
Yards Per Play	7.4	4.5
Rushes/Net Yards	20/100	21/70
Net Passing	239	295
Pass Attempts/Completions	25/18	58/37
Had Intercepted	0	0
Sacked/Yards Lost	1/10	2/19
Punts/Average	3/45.0	4/40.0
Penalties/Yards	6/35	6/50
Fumbles/Lost	1/1	1/0
Possession Time	26:04	33:56

### LOS ANGELES RAMS

PASSING	ATT	CP	YDS	SK/YD	TD	LG	INT	RTG
Matthew Stafford	25	18	249	1/10	0	32	0	103.6
<b>TOTAL</b>	<b>25</b>	<b>18</b>	<b>249</b>	<b>1/10</b>	<b>0</b>	<b>32</b>	<b>0</b>	<b>103.6</b>

RUSHING	ATT	YDS	AVG	LG	TD
Cam Akers	12	61	5.1	14t	1
Cooper Kupp	1	20	20.0	20t	1
Darrell Henderson Jr.	4	17	4.3	7	0
Matthew Stafford	3	2	0.7	4	0
<b>TOTAL</b>	<b>20</b>	<b>100</b>	<b>5.0</b>	<b>20T</b>	<b>2</b>

RECEIVING	NO	YDS	AVG	LG	TD
Ben Skowronek	4	66	16.5	32	0
Tyler Higbee	4	61	15.3	26	0
Cooper Kupp	4	44	11.0	14	0
Brandon Powell	3	27	9.0	16	0
Allen Robinson II	2	23	11.5	15	0
Kendall Blanton	1	28	28.0	28	0
<b>TOTAL</b>	<b>18</b>	<b>249</b>	<b>13.8</b>	<b>32</b>	<b>0</b>

TOP DEFENSE	TOT	SOLO	AST	SCK	YDS	INT
Derion Kendrick	9	9	0	0.0	0.0	0
Bobby Wagner	9	6	3	0.0	0.0	0
Jalen Ramsey	8	8	0	0.0	0.0	0

FIELD GOALS	FGM/FGA	PERCENT	RESULTS
Matt Gay	2-2	100.0	22G, 40G
<b>TOTAL</b>	<b>2-2</b>	<b>100.0</b>	

### ARIZONA CARDINALS

PASSING	ATT	CP	YDS	SK/YD	TD	LG	INT	RTG
Kyle Murray	58	37	314	2/19	0	30	0	77.8
<b>TOTAL</b>	<b>58</b>	<b>37</b>	<b>314</b>	<b>2/19</b>	<b>0</b>	<b>30</b>	<b>0</b>	<b>77.8</b>

RUSHING	ATT	YDS	AVG	LG	TD
James Conner	13	39	3.0	10	0
Eno Benjamin	5	16	3.2	9	0
Kyle Murray	2	8	4.0	6	0
Darrell Williams	1	7	7.0	7	0
<b>TOTAL</b>	<b>21</b>	<b>70</b>	<b>3.3</b>	<b>10</b>	<b>0</b>

RECEIVING	NO	YDS	AVG	LG	TD
Marquise Brown	14	140	10.0	20	0
Greg Dortch	9	80	8.9	30	0
Zach Ertz	6	45	7.5	12	0
James Conner	3	18	6.0	7	0
Andre Baccellia	2	13	6.5	10	0
Eno Benjamin	2	7	3.5	6	0
Andy Isabella	1	11	11.0	11	0
<b>TOTAL</b>	<b>37</b>	<b>314</b>	<b>8.5</b>	<b>30</b>	<b>0</b>

TOP DEFENSE	TOT	SOLO	AST	SCK	YDS	INT
Budda Baker	8	5	3	0.0	0.0	0
Jalen Thompson	7	5	2	0.0	0.0	0
Zaven Collins	4	4	0	0.0	0.0	0

FIELD GOALS	FGM/FGA	PERCENT	RESULTS
Matt Prater	4-4	100.0	23G, 43G, 49G, 31G
<b>TOTAL</b>	<b>4-4</b>	<b>100.0</b>	



# CARDINALS GAME SUMMARIES



## WEEK 4

### Arizona Cardinals 26, Carolina Panthers 16

69,810 ■ Bank of America Stadium ■ Oct 2, 2022



Arizona Cardinals .....	0	3	7	16	—	26
Carolina Panthers .....	0	10	0	6	—	16

The Cardinals traveled to Carolina for a week 4 match-up of teams desperately trying to even their record at 2-2. Arizona had not won a regular season game there since 2002 and the Panthers had won 6 straight in the series. Through two quarters, it looked like they were on their way to making it 7 and took a 10-3 lead into halftime. But the Cards ran off 23 points in the second half as Kyle Murray threw two TDs and ran for another. The AZ defense, meanwhile, was exceptional throughout; it created three takeaways and generally harassed Panthers QB Baker Mayfield all afternoon while limiting RB Christian McCaffrey to 27 rushing yards on 8 attempts. Leading that effort was DE Zach Allen who had a career-day; he finished with 6 tackles, a sack, three knockdowns, two QB hits and a tackle for loss. All of it added up to a 26-16 win that continued Arizona's success on the road with 10 wins in its last 11 opportunities.

On their first possession of the game, the Panthers were stopped on a 3rd-n-1 Mayfield QB sneak and went for it on 4th-n-inches from their own 39; led by LB Zaven Collins, the Cards D stopped McCaffrey and the offense took over. The Cards reached the Carolina 10 where they faced a 4th-n-1 themselves but WR Rondale Moore was tackled behind the line of scrimmage and the threat was extinguished. The game remained scoreless into the 2nd quarter before the Panthers defense created its first points. On 3rd-n-6 from the AZ31, LB Frankie Luvu intercepted a Murray pass intended for Hollywood Brown and returned it 33 yards for a TD. The next series saw the Cards go for it again on 4th-n-1 - this time from their own 42 - but turned it over on downs when the snap went over Murray's head. That gave it back to the Panthers at the AZ42 with 9:02 to go before halftime but they would soon return it. A fumbled exchange between Mayfield and WR Rashard Higgins was recovered by Arizona LB Ben Niemann at the AZ35. The Cards offense then went 50 yards in 8 plays and pull to within 7-3 on Matt Prater's 33-yard FG with 3:34 left in the 2nd quarter. S Jalen Thompson's INT gave the offense the ball back at the AZ18 with 1:05 to go in the half. After a 3-n-out, Carolina took over at its own 35 with :21 left and advanced to the AZ36 on 4 completions before Eddy Pineiro's 54-yard FG as the half expired made it 10-3.

Carolina got the ball to start the 2nd half but on its 3rd play from scrimmage, Allen's 9-yard sack of Mayfield forced a punt. The Cards would then tie the game with a 9-play, 89-yard TD drive. Key plays were a 22-yard reception by TE Zach Ertz and a 37-yard defensive pass interference penalty drawn by WR Marquise Brown. Ertz ended it with a TD pass from Murray on 3rd-n-goal from the 2. After again forcing a Panther punt, the Cards embarked on another long drive, this one consuming 9:26 and extending into the 4th quarter. Matt Prater capped it with his 39-yard FG that gave AZ its first lead at 13-10. On the next play from scrimmage, DE J.J. Watt deflected a Mayfield pass into the air where LB Dennis Gardeck caught it and returned his first career INT 24 yards to the Carolina 5. A play later, Murray ran it in around the right side for a 4-yard TD that made it 20-10 with 10:26 left in the game. Carolina's ensuing series ended when Allen knocked down another Mayfield pass, this time on 4th-n-1 at the CAR 31. Two plays later on 3rd-n-3 from the 23, Murray hit Brown with an over-the-shoulder throw and the WR artfully tapped his toes just inside the end zone. The connection put AZ up 26-10 with 7:37 to play and the game's only other score came on a Mayfield-to-McCaffrey TD pass of 13 yards.

### SCORING DRIVES

TEAM	QTR	TIME	SCORING PLAY	ARI	CAR
Panthers	2	12:13	F.Luvu 33 yd. interception return (E.Pineiro kick)	0	7
Cardinals	2	03:34	M.Prater 33 yd. Field Goal (8-50, 3:19)	3	7
Panthers	2	00:00	E.Pineiro 54 yd. Field Goal (5-29, 0:21)	3	10
Cardinals	3	07:42	Z.Ertz 2 yd. pass from K.Murray (M.Prater kick) (9-89, 5:08)	10	10
Cardinals	4	11:22	M.Prater 39 yd. Field Goal (15-57, 9:26)	13	10
Cardinals	4	10:26	K.Murray 4 yd. run (M.Prater kick) (2-5, 0:42)	20	10
Cardinals	4	07:37	M.Brown 23 yd. pass from K.Murray (pass failed) (3-31, 1:36)	26	10
Panthers	4	04:47	C.McCaffrey 13 yd. pass from B.Mayfield (pass failed) (9-74, 2:50)	26	16

### Team Statistics

	Cardinals	Panthers
First Downs	20	11
3rd-Down Eff. (Made/Att/Pct)	6/15/40%	2/10/20%
4th-Down Eff. (Made/Att/Pct)	0/2/0%	1/3/33%
Total Net Yards	338	220
Total Plays	70	51
Yards Per Play	4.8	4.3
Rushes/Net Yards	37/132	13/40
Net Passing	206	180
Pass Attempts/Completions	32/23	36/22
Had Intercepted	1	2
Sacked/Yards Lost	1/1	2/17
Punts/Average	3/56.7	4/52.3
Penalties/Yards	7/61	6/76
Fumbles/Lost	2/0	2/1
Possession Time	38:35	21:25

### ARIZONA CARDINALS

PASSING	ATT	CP	YDS	SK/YD	TD	LG	INT	RTG
Kyler Murray	32	23	207	1/1	2	23t	1	96.7
<b>TOTAL</b>	<b>32</b>	<b>23</b>	<b>207</b>	<b>1/1</b>	<b>2</b>	<b>23T</b>	<b>1</b>	<b>96.7</b>

RUSHING	ATT	YDS	AVG	LG	TD
James Conner	15	55	3.7	8	0
Eno Benjamin	5	36	7.2	15	0
Kyler Murray	12	26	2.2	10	1
Darrel Williams	4	19	4.8	13	0
Rondale Moore	1	-4	-4.0	-4	0
<b>TOTAL</b>	<b>37</b>	<b>132</b>	<b>3.6</b>	<b>15</b>	<b>1</b>

RECEIVING	NO	YDS	AVG	LG	TD
Marquise Brown	6	88	14.7	23t	1
Zach Ertz	6	47	7.8	23	1
Trey McBride	3	24	8.0	11	0
James Conner	3	22	7.3	14	0
Rondale Moore	3	11	3.7	7	0
Eno Benjamin	1	9	9.0	9	0
Greg Dortch	1	6	6.0	6	0
<b>TOTAL</b>	<b>23</b>	<b>207</b>	<b>9.0</b>	<b>23T</b>	<b>2</b>

TOP DEFENSE	TOT	SOLO	AST	SCK	YDS	INT
Zaven Collins	8	6	2	0.0	0.0	0
Zach Allen	6	3	3	1.0	9.0	0
Budda Baker	5	2	3	0.0	0.0	0

FIELD GOALS	FGM/FGA	PERCENT	RESULTS
Matt Prater	2-2	100.0	33G, 39G
<b>TOTAL</b>	<b>2-2</b>	<b>100.0</b>	

### CAROLINA PANTHERS

PASSING	ATT	CP	YDS	SK/YD	TD	LG	INT	RTG
Baker Mayfield	36	22	197	2/17	1	34	2	61.9
<b>TOTAL</b>	<b>36</b>	<b>22</b>	<b>197</b>	<b>2/17</b>	<b>1</b>	<b>34</b>	<b>2</b>	<b>61.9</b>

RUSHING	ATT	YDS	AVG	LG	TD
Christian McCaffrey	8	27	3.4	10	0
DJ Moore	1	11	11.0	11	0
D'Onta Foreman	1	2	2.0	2	0
Baker Mayfield	2	0	0.0	0	0
Laviska Shenault Jr.	1	0	0.0	0	0
<b>TOTAL</b>	<b>13</b>	<b>40</b>	<b>3.1</b>	<b>11</b>	<b>0</b>

RECEIVING	NO	YDS	AVG	LG	TD
Christian McCaffrey	9	81	9.0	34	1
DJ Moore	6	50	8.3	16	0
Tommy Tremble	3	34	11.3	16	0
Robbie Anderson	3	26	8.7	13	0
Ian Thomas	1	6	6.0	6	0
<b>TOTAL</b>	<b>22</b>	<b>197</b>	<b>9.0</b>	<b>34</b>	<b>1</b>

TOP DEFENSE	TOT	SOLO	AST	SCK	YDS	INT
Frankie Luvu	11	6	5	0.0	0.0	1
Shaq Thompson	8	3	5	0.0	0.0	0
Brian Burns	7	4	3	1.0	1.0	0

FIELD GOALS	FGM/FGA	PERCENT	RESULTS
Eddy Pineiro	1-1	100.0	54G
<b>TOTAL</b>	<b>1-1</b>	<b>100.0</b>	

# CARDINALS GAME SUMMARIES



## WEEK 5

Philadelphia Eagles 20, Arizona Cardinals 17  
63,919 ■ State Farm Stadium ■ Oct 9, 2022



Philadelphia Eagles	7	7	3	3	—	20
Arizona Cardinals	0	10	0	7	—	17

In week 5, the NFL's only remaining undefeated team came to State Farm Stadium when the 2-2 Cardinals hosted the 4-0 Philadelphia Eagles. The visitors took an early 14-0 but the Cards battled back to tie it at 17 in the 4th. After Philly went up 3 on a go-ahead FG with 1:45 to play, Arizona had a chance to send the game into OT but a 43-yard FG try in the closing seconds was wide right. The Cardinals defense was exceptional holding Philadelphia to a season-low 20 points and just 6 in the second half. Marquise Brown led the Cards with 78 receiving yards on 8 catches with a TD.

The Eagles drew first blood with a TD on their opening offensive possession. Completions of 14 & 10 yards to TE Dallas Goedert were followed by two to WR AJ Brown (15 & 11) that kept the 11-play, 64-yard drive going. QB Jalen Hurts capped it with his 1-yard QB keeper and Philly led 7-0. On the next play from scrimmage, Tyler Murray's pass down the deep middle intended for Brown was intercepted by S CJ Gardner-Johnson, setting the Eagles up at their own 35. However, they would not capitalize as Arizona's defense sent them 3-n-out. Late in the opening quarter, Philly faced a 3rd-n-12 at its own 11 but Hurts found DeVonta Smith for 22 to the 33. A 20-yard connection between those 2 followed and the 16-play, 87-yard drive ultimately concluded with another 1-yard TD sneak. AZ seemed to seize some momentum on the opening play of the next Philly drive when S Jalen Thompson picked a Hurts pass across the middle but replay overturned it. The Cards still sent the Eagles 3-n-out and following the punt took over at their own 43 for their best field position of the day. A 13-yard James Conner run moved it to the 44 and was followed by a 14-yard Brown catch to the PHI32. On 3rd-n-2 from the 25, Murray found Brown in the middle of the field and the speedy WR slipped a tackle before racing into the end zone. AZ forced another Eagles punt and took over at its own 7 with 3:22 to go in the half. Stopped on 3rd down at their own 28, the Cards lined up to punt but ran a fake instead; the snap went to the up-back, RB Darrell Williams, who ran for 7 and picked up the first down. The very lengthy drive (16 plays, 91 yards) took 9:38 off the clock and Matt Amendola's 20-yard FG as the half expired trimmed Philly's lead to 14-10. Amendola was signed during the week as a replacement for the team's regular kicker, Matt Prater (hip).

Philly increased its lead to 17-10 on the opening drive of the 3rd quarter when Cameron Dicker's 42-yard FG capped a 10-play, 51-yard drive. After the teams traded punts, AZ took over at its own 10 in the final minute of the 3rd quarter. Injuries to starting RB James Conner as well as back-ups Darrell Williams and Jonathan Ward, left Eno Benjamin as the Cardinals only available RB. Thanks largely to Murray completing all 6 of his pass attempts on the drive (for 58 yards), AZ reached the PHI11 in 11 plays; from there Benjamin ran it in to tie the game with 9:43 to go in the game. Hurts then led the Eagles into AZ territory and with 4:28 left, they faced 3rd-n-12 at the Cards 36; they picked it up thanks to a 16-yard Hurts-to-Goedert completion. The drive would reach the AZ5 and Dicker's 23-yard FG put Philly up 20-17. After the kickoff, the Cards took over at their own 25 with 1:45 to go and no timeouts. A 15-yard Murray run and 4 completions covered 31 yards, taking the Cards to the PHI34 with :36 left. A Murray burst up the middle appeared to gain 10+ yards on 2nd-n-10 and the Cards stopped the clock with a spike with :22 left. However, officials spotted it as just a 9-yard gain and after the spike it was 4th-n-1 at the 25. AZ sent out the FG unit to tie it but Amendola's 43-yard attempt sailed right.

### SCORING DRIVES

TEAM	QTR	TIME	SCORING PLAY	PHI	ARI
Eagles	1	08:02	J.Hurts 1 yd. run (C.Dicker kick) (11-64, 4:13)	7	0
Eagles	2	10:11	J.Hurts 1 yd. run (C.Dicker kick) (16-87, 7:20)	14	0
Cardinals	2	05:24	M.Brown 25 yd. pass from K.Murray (M.Ammendola kick) (6-57, 2:16)	14	7
Cardinals	2	00:00	M.Ammendola 20 yd. Field Goal (16-91, 3:22)	14	10
Eagles	3	09:57	C.Dicker 42 yd. Field Goal (10-51, 5:03)	17	10
Cardinals	4	09:43	E.Benjamin 11 yd. run (M.Ammendola kick) (12-90, 5:37)	17	17
Eagles	4	01:45	C.Dicker 23 yd. Field Goal (17-70, 7:58)	20	17

### Team Statistics

	Eagles	Cardinals
First Downs	24	23
3rd-Down Eff. (Made/Att/Pct)	6/13/46%	8/14/57%
4th-Down Eff. (Made/Att/Pct)	1/1/100%	1/1/100%
Total Net Yards	357	363
Total Plays	71	69
Yards Per Play	5.0	5.3
Rushes/Net Yards	33/139	26/124
Net Passing	218	239
Pass Attempts/Completions	36/26	42/28
Had Intercepted	0	1
Sacked/Yards Lost	2/21	1/11
Punts/Average	4/46.0	4/49.0
Penalties/Yards	3/30	2/15
Fumbles/Lost	1/0	0/0
Possession Time	34:39	25:21

### PHILADELPHIA EAGLES

PASSING	ATT	CP	YDS	SK/YD	TD	LG	INT	RTG
Jalen Hurts	36	26	239	2/21	0	31	0	89.9
<b>TOTAL</b>	<b>36</b>	<b>26</b>	<b>239</b>	<b>2/21</b>	<b>0</b>	<b>31</b>	<b>0</b>	<b>89.9</b>

RUSHING	ATT	YDS	AVG	LG	TD
Jalen Hurts	15	61	4.1	17	2
Miles Sanders	15	58	3.9	12	0
Kenneth Gainwell	3	20	6.7	11	0
<b>TOTAL</b>	<b>33</b>	<b>139</b>	<b>4.2</b>	<b>17</b>	<b>2</b>

RECEIVING	NO	YDS	AVG	LG	TD
DeVonta Smith	10	87	8.7	22	0
Dallas Goedert	8	95	11.9	31	0
A.J. Brown	3	32	10.7	15	0
Quez Watkins	3	19	6.3	7	0
Miles Sanders	2	6	3.0	8	0
<b>TOTAL</b>	<b>26</b>	<b>239</b>	<b>9.2</b>	<b>31</b>	<b>0</b>

TOP DEFENSE	TOT	SOLO	AST	SCK	YDS	INT
C.J. Gardner-Johnson	10	10	0	0.0	0.0	1
Darius Slay	9	7	2	0.0	0.0	0
T.J. Edwards	8	5	3	0.0	0.0	0

FIELD GOALS	FGM/FGA	PERCENT	RESULTS
Cameron Dicker	2-2	100.0	42G, 23G
<b>TOTAL</b>	<b>2-2</b>	<b>100.0</b>	

### ARIZONA CARDINALS

PASSING	ATT	CP	YDS	SK/YD	TD	LG	INT	RTG
Kyler Murray	42	28	250	1/11	1	28	1	80.5
<b>TOTAL</b>	<b>42</b>	<b>28</b>	<b>250</b>	<b>1/11</b>	<b>1</b>	<b>28</b>	<b>1</b>	<b>80.5</b>

RUSHING	ATT	YDS	AVG	LG	TD
James Conner	9	55	6.1	17	0
Kyler Murray	4	42	10.5	15	0
Eno Benjamin	8	25	3.1	11t	1
Darrel Williams	3	9	3.0	7	0
Rondale Moore	2	-7	-3.5	-2	0
<b>TOTAL</b>	<b>26</b>	<b>124</b>	<b>4.8</b>	<b>17</b>	<b>1</b>

RECEIVING	NO	YDS	AVG	LG	TD
Marquise Brown	8	78	9.8	25t	1
Rondale Moore	7	68	9.7	28	0
Zach Ertz	6	48	8.0	11	0
Eno Benjamin	3	28	9.3	16	0
A.J. Green	3	20	6.7	9	0
James Conner	1	8	8.0	8	0
<b>TOTAL</b>	<b>28</b>	<b>250</b>	<b>8.9</b>	<b>28</b>	<b>1</b>

TOP DEFENSE	TOT	SOLO	AST	SCK	YDS	INT
Isaiah Simmons	13	8	5	0.0	0.0	0
Byron Murphy Jr.	9	7	2	0.5	5.0	0
Marco Wilson	8	7	1	0.0	0.0	0

FIELD GOALS	FGM/FGA	PERCENT	RESULTS
Matt Amendola	1-2	50.0	20G, 43WR
<b>TOTAL</b>	<b>1-2</b>	<b>50.0</b>	



# CARDINALS GAME SUMMARIES



## WEEK 6

Arizona Cardinals 9, Seattle Seahawks 19  
68,867 ■ Lumen Field ■ Oct 16, 2022



Arizona Cardinals	3	0	6	0	—	9
Seattle Seahawks	3	6	3	7	—	19

On a warm, sunny week 6 afternoon in Seattle, the Cardinals faced the Seahawks in a match-up of 2-3 teams that were playing for a share of the division lead. Each team would produce just one touchdown but Seattle complemented theirs with 4 Jason Myers FGs while the Cardinals turned it over on downs 3 times when going for it on 4th-n-short situations inside the SEA 30. After losing 3 RBs to injury the week before, the Cardinals offense started the game without C Rodney Hudson and soon lost G Justin Pugh to injury. Arizona's defense was again exceptional, limiting Seattle to 19 points and just one touchdown. But that one TD and the 4 FGs were enough for Seattle to secure a 19-9 win on this day to secure the win.

Arizona opened the game by taking the opening kickoff and marching deep into Seattle territory thanks to a pair of big gains on 3rd down. The first came when Kyle Murray converted a 3rd-n-4 from the AZ25 with his 42-yard run to the SEA33. Then on 3rd-6 from the SEA26, a 23-yard catch-and-run by WR Rondale Moore took it to the 3. That set-up Matt Amendola's 23-yard FG that gave Arizona a 3-0 lead and its first opening quarter points of the season. Seattle responded with a FG drive of its own and Jason Myers' 39-yard kick tied the game with 6:41 left in the first quarter; 47 of the drive's 54 yards came on consecutive Kenneth Walker runs of 17 and 34 yards. On the first play of the 2nd quarter, the Cards went for it on 4th-n-4 from the SEA20 but turned it over on downs when Murray's pass was incomplete. Midway thru the 2nd quarter, Seattle marched to the AZ7 and faced a 3rd-n-2. DT Rashard Lawrence tackled Walker in the backfield for a 2-yard loss and Myers' 27-yard FG put the Seahawks up 6-3. With 0:55 left in the first half, Seattle took over at its own 32 with one timeout. A 22-yard Marquise Goodwin reception on the drive's first play was followed by Smith's 24-yard scramble to the AZ22. The Seahawks would reach the 15 but no further and Myers' 3rd FG of the game – this one a 34-yarder – made it 9-3 at intermission.

After forcing a Seattle 3-n-out to open the 3rd quarter, Arizona again advanced deep into Seahawks territory. The biggest plays were a 14-yard Moore reception and a 15-yard Murray run. The Cards faced 4th-n-2 at the 27 and again went for it but under pressure, Murray was forced into an incompleteness. Seattle took over from there and received the benefit of a roughing the passer call as well as a defensive holding flag that wiped out a 3rd down stop. Myers' 4th FG of the day (32 yards) would end the drive and put the Seahawks up 12-3 with 4:11 left in the 3rd quarter. On the first play of the next drive, Murray hit Zach Ertz for a 21-yard gain to the SEA43. On 3rd-n-6 from the SEA39, Murray scrambled for the first down but fumbled at the end of the run and Seattle recovered at its own 19. AZ's defense sent the Seahawks 3-n-out, including a sack by rookie LB Myjai Sanders that backed it up to the 10 and forced a Seattle punt from its own end zone. On a frenetic play, LB Ezekiel Turner hit punter Michael Dickson forcing a fumble that S Chris Banjo recovered for a TD. After the PAT kick failed, the Cards trailed 12-9 in the final minute of the 3rd quarter. The Seahawks responded by moving 75 yards in 7 plays and capped it with their first and only TD of the day, an 11-yard Walker run around the left end. Trailing by 10 early in the 4th, the Cards would again advance deep into Seattle territory and again went for it on a 4th-n-short; this time it was 4th-n-2 at the 23 and SEA ended the threat with a sack. The AZ defense would force 3-n-outs on the next two Seattle possessions but the offense could not take advantage and the game ended in a 19-9 Seahawks win.

### SCORING DRIVES

TEAM	QTR	TIME	SCORING PLAY	ARI	SEA
Cardinals	1	10:20	M.Amendola 23 yd. Field Goal (10-76, 4:40)	3	0
Seahawks	1	06:41	J.Myers 39 yd. Field Goal (8-54, 3:39)	3	3
Seahawks	2	06:05	J.Myers 27 yd. Field Goal (10-51, 4:44)	3	6
Seahawks	2	00:00	J.Myers 34 yd. Field Goal (7-53, 0:55)	3	9
Seahawks	3	04:11	J.Myers 32 yd. Field Goal (9-58, 5:00)	3	12
Cardinals	3	00:54	C.Banjo fumble recovery in end zone (kick failed, wl)	9	12
Seahawks	4	13:24	K.Walker 11 yd. run (J.Myers kick) (7-75, 2:30)	9	19

### Team Statistics

	Cardinals	Seahawks
First Downs	15	19
3rd-Down Eff. (Made/Att/Pct)	4/16/25%	4/14/29%
4th-Down Eff. (Made/Att/Pct)	1/5/20%	0/1/0%
Total Net Yards	315	296
Total Plays	71	66
Yards Per Play	4.4	4.5
Rushes/Net Yards	28/144	30/136
Net Passing	171	160
Pass Attempts/Completions	37/23	31/20
Had Intercepted	1	0
Sacked/Yards Lost	6/51	5/37
Punts/Average	4/40.5	6/48.8
Penalties/Yards	6/53	6/44
Fumbles/Lost	3/1	2/1
Possession Time	30:44	29:16

### ARIZONA CARDINALS

PASSING								
	ATT	CP	YDS	SK/YD	TD	LG	INT	RTG
Kyler Murray	37	23	222	6/51	0	32	1	67.6
<b>TOTAL</b>	<b>37</b>	<b>23</b>	<b>222</b>	<b>6/51</b>	<b>0</b>	<b>32</b>	<b>1</b>	<b>67.6</b>
RUSHING								
	ATT	YDS	AVG	LG	TD			
Kyler Murray	10	100	10.0	42	0			
Eno Benjamin	15	37	2.5	6	0			
Keaontay Ingram	3	7	2.3	7	0			
<b>TOTAL</b>	<b>28</b>	<b>144</b>	<b>5.1</b>	<b>42</b>	<b>0</b>			
RECEIVING								
	NO	YDS	AVG	LG	TD			
Zach Ertz	7	70	10.0	32	0			
Rondale Moore	6	49	8.2	26	0			
Marquise Brown	5	68	13.6	26	0			
Eno Benjamin	3	28	9.3	12	0			
A.J. Green	2	7	3.5	5	0			
<b>TOTAL</b>	<b>23</b>	<b>222</b>	<b>9.7</b>	<b>32</b>	<b>0</b>			
TOP DEFENSE								
	TOT	SOLO	AST	SCK	YDS	INT		
Zaven Collins	8	4	4	2.0	18.0	0		
Markus Golden	8	4	4	1.0	6.0	0		
Jalen Thompson	7	5	2	0.0	0.0	0		
FIELD GOALS								
	FGM/FGA	PERCENT	RESULTS					
Matt Amendola	1-1	100.0	23G					
<b>TOTAL</b>	<b>1-1</b>	<b>100.0</b>						

### SEATTLE SEAHAWKS

PASSING								
	ATT	CP	YDS	SK/YD	TD	LG	INT	RTG
Geno Smith	31	20	197	5/37	0	22	0	82.3
<b>TOTAL</b>	<b>31</b>	<b>20</b>	<b>197</b>	<b>5/37</b>	<b>0</b>	<b>22</b>	<b>0</b>	<b>82.3</b>
RUSHING								
	ATT	YDS	AVG	LG	TD			
Kenneth Walker III	21	97	4.6	34	1			
Geno Smith	6	48	8.0	24	0			
DeeJay Dallas	2	1	0.5	2	0			
Michael Dickson	1	-10	-10.0	-10	0			
<b>TOTAL</b>	<b>30</b>	<b>136</b>	<b>4.5</b>	<b>34</b>	<b>1</b>			
RECEIVING								
	NO	YDS	AVG	LG	TD			
Noah Fant	6	45	7.5	15	0			
Dee Eskridge	3	39	13.0	16	0			
DK Metcalf	2	34	17.0	17	0			
Marquise Goodwin	2	26	13.0	22	0			
Tyler Lockett	2	17	8.5	10	0			
Kenneth Walker III	2	13	6.5	7	0			
Colby Parkinson	2	11	5.5	7	0			
Will Dissly	1	12	12.0	12	0			
<b>TOTAL</b>	<b>20</b>	<b>197</b>	<b>9.9</b>	<b>22</b>	<b>0</b>			
TOP DEFENSE								
	TOT	SOLO	AST	SCK	YDS	INT		
Jordyn Brooks	11	6	5	0.0	0.0	0		
Coby Bryant	8	5	3	0.0	0.0	0		
Ryan Neal	7	6	1	1.0	6.0	0		
FIELD GOALS								
	FGM/FGA	PERCENT	RESULTS					
Jason Myers	4-4	100.0	39G, 27G, 34G, 32G					
<b>TOTAL</b>	<b>4-4</b>	<b>100.0</b>						

# CARDINALS GAME SUMMARIES



## WEEK 7

**New Orleans Saints 34, Arizona Cardinals 42**  
**63,290** ■ **State Farm Stadium** ■ **Oct 20, 2022**



New Orleans Saints	7	7	3	17	—	34
Arizona Cardinals	3	25	7	7	—	42

In a Thursday night match-up vs. New Orleans, the Cardinals improved to 3-4 on the season with a 42-34 victory. They trailed 14-6 with 2:30 to play in the 2nd quarter but exploded for 22 points before halftime in a frenetic, game-changing sequence. Two of the three scores came 62 seconds apart on INT return TDs off Andy Dalton, first by CB Marco Wilson and then by LB Isaiah Simmons. Overall the Cards enjoyed a 3-0 advantage in turnovers. The team was also bolstered tremendously by the return of WR DeAndre Hopkins who had 10 receptions for 103 yards in his first action after missing the first 6 games due to suspension. RB Eno Benjamin had the best game of his career, rushing 12 times for 92 yards with a TD as well as a 2-point conversion. QB Kyle Murray was 20-10 passing for 204 yards and ran for 30 yards on 7 carries while playing turnover-free football.

The high-scoring game's point production began early. On the 4th play from scrimmage, Dalton connected down the deep middle with WR Rashid Shaheed for a 53-yard TD. On the ensuing AZ drive, a 31-yard completion to WR Rondale Moore moved it to the NO37. That set-up a 50-yard FG by Rodrigo Blankenship in his first attempt while filling in for the injured Matt Prater. Leading 7-3, the Saints advanced to the AZ10 on their next drive but on 3rd-n-8 from there, Dalton's pass was picked off in the end zone by CB Antonio Hamilton. A 17-yard Murray run was followed by a 45-yarder from Benjamin, setting up Blankenship's 28-yard FG that made it 7-6 early in the 2nd quarter. The Saints responded with a drive that ended on a 3-yard Dalton TD pass to Taysom Hill; it was set-up by a 64-yard catch-n-run from WR Kevin White. Thanks to 6-for-6 passing by Murray, the Cards would move deep into Saints territory on their next drive and went for it on 4th-n-1 at the 4. Murray ran for 2 to the 2 and a play later, rookie RB Keontay Ingram punched it in; that score and Benjamin's run on the 2-point try tied the game at 14 with 2:28 left in the half. On the 2nd play of the ensuing series, Dalton's pass across the middle deflected off the hands WR Marquez Callaway and into the arms of Wilson who raced 38 yards before a leaping dive into the end zone. Now trailing 20-14, the Saints faced a 3rd-n-10 at their own 47. Dalton was pressured by rookie LB Cameron Thomas and his pass down the middle of the field was snared with one hand by Simmons. He returned it 56 yards down the right sideline to complete the pick 6 and the Cards led 28-14 at intermission.

The Saints cut the lead to 28-17 with Will Lutz's FG (25) on their opening possession of the 2nd half. Later in the quarter, the Cards moved 85 yards in 12 plays and took 6:31 off the clock; Murray was 7-8 for 85 yards on the drive and ended it with his 5-yard TD pass to WR Greg Dortch. After Juwan Johnson's 17-yard TD catch from Dalton made it 35-24 with 11:14 to go, the Cards produced another TD drive. The key play was a 15-yard run from Benjamin on 3rd-n-8 from the NO20 and set-up his own 5-yard TD run that made it 42-24 with 6:22 remaining. The Saints would add a late TD and FG but AZ recovered two on-side attempts to seal the win.

### SCORING DRIVES

TEAM	QTR	TIME	SCORING PLAY	NO	ARI
Saints	1	12:53	R.Shaheed 53 yd. pass from A.Dalton (W.Lutz kick) (4-75, 2:07)	7	0
Cardinals	1	10:54	R.Blankenship 50 yd. Field Goal (6-43, 1:59)	7	3
Cardinals	2	13:15	R.Blankenship 28 yd. Field Goal (9-70, 3:51)	7	6
Saints	2	10:29	T.Hill 3 yd. pass from A.Dalton (W.Lutz kick) (5-75, 2:46)	14	6
Cardinals	2	02:28	K.Ingram 2 yd. run (E.Benjamin run) (13-75, 8:01)	14	12
Cardinals	2	01:50	M.Wilson 38 yd. interception return (kick failed, wl)	14	20
Cardinals	2	00:46	I.Simmons 56 yd. interception return (K.Murray-Z.Ertz pass)	14	28
Saints	3	09:44	W.Lutz 25 yd. Field Goal (9-54, 4:16)	17	28
Cardinals	3	00:29	G.Dortch 5 yd. pass from K.Murray (R.Blankenship kick) (12-85, 6:31)	17	35
Saints	4	11:14	J.Johnson 17 yd. pass from A.Dalton (W.Lutz kick) (5-46, 1:40)	24	35
Cardinals	4	06:22	E.Benjamin 5 yd. run (R.Blankenship kick) (8-64, 4:52)	24	42
Saints	4	03:07	J.Johnson 1 yd. pass from A.Dalton (W.Lutz kick) (11-75, 3:15)	31	42
Saints	4	00:43	W.Lutz 45 yd. Field Goal (10-53, 1:57)	34	42

### Team Statistics

	Saints	Cardinals
First Downs	25	21
3rd-Down Eff. (Made/Att/Pct)	6/13/46%	3/10/30%
4th-Down Eff. (Made/Att/Pct)	1/1/100%	1/1/100%
Total Net Yards	494	326
Total Plays	71	60
Yards Per Play	7.0	5.4
Rushes/Net Yards	22/85	29/137
Net Passing	409	189
Pass Attempts/Completions	49/32	29/20
Had Intercepted	3	0
Sacked/Yards Lost	0/0	2/15
Punts/Average	2/47.0	4/44.3
Penalties/Yards	8/49	4/20
Fumbles/Lost	0/0	2/0
Possession Time	29:02	30:58

### NEW ORLEANS SAINTS

PASSING	ATT	CP	YDS	SK/YD	TD	LG	INT	RTG
Andy Dalton	47	30	361	0/0	4	64	3	89.1
Taysom Hill	2	2	48	0/0	0	41	0	118.8
<b>TOTAL</b>	<b>49</b>	<b>32</b>	<b>409</b>	<b>0/0</b>	<b>4</b>	<b>64</b>	<b>3</b>	<b>93.0</b>

RUSHING	ATT	YDS	AVG	LG	TD
Alvin Kamara	11	49	4.5	17	0
Andy Dalton	4	21	5.3	14	0
Taysom Hill	3	9	3.0	3	0
Mark Ingram II	4	6	1.5	5	0
<b>TOTAL</b>	<b>22</b>	<b>85</b>	<b>3.9</b>	<b>17</b>	<b>0</b>

RECEIVING	NO	YDS	AVG	LG	TD
Chris Olave	7	106	15.1	41	0
Alvin Kamara	7	56	8.0	12	0
TreQuan Smith	5	59	11.8	20	0
Juwan Johnson	5	32	6.4	17t	2
Mark Ingram II	3	16	5.3	11	0
Marquez Callaway	2	20	10.0	12	0
Kevin White	1	64	64.0	64	0
Rashid Shaheed	1	53	53.0	53t	1
Taysom Hill	1	3	3.0	3t	1
<b>TOTAL</b>	<b>32</b>	<b>409</b>	<b>12.8</b>	<b>64</b>	<b>4</b>

TOP DEFENSE	TOT	SOLO	AST	SCK	YDS	INT
Pete Werner	7	3	4	0.0	0.0	0
Chris Harris	6	5	1	0.0	0.0	0
Cameron Jordan	6	4	2	1.0	9.0	0

FIELD GOALS	FGM/FGA	PERCENT	RESULTS
Wil Lutz	2-2	100.0	25G, 45G
<b>TOTAL</b>	<b>2-2</b>	<b>100.0</b>	

### ARIZONA CARDINALS

PASSING	ATT	CP	YDS	SK/YD	TD	LG	INT	RTG
Kyle Murray	29	20	204	2/15	1	31	0	100.4
<b>TOTAL</b>	<b>29</b>	<b>20</b>	<b>204</b>	<b>2/15</b>	<b>1</b>	<b>31</b>	<b>0</b>	<b>100.4</b>

RUSHING	ATT	YDS	AVG	LG	TD
Eno Benjamin	12	92	7.7	45	1
Kyle Murray	7	30	4.3	17	0
Keaontay Ingram	9	14	1.6	11	1
Greg Dortch	1	1	1.0	1	0
<b>TOTAL</b>	<b>29</b>	<b>137</b>	<b>4.7</b>	<b>45</b>	<b>2</b>

RECEIVING	NO	YDS	AVG	LG	TD
DeAndre Hopkins	10	103	10.3	18	0
Eno Benjamin	4	21	5.3	16	0
Keaontay Ingram	2	23	11.5	24	0
Zach Ertz	2	21	10.5	15	0
Rondale Moore	1	31	31.0	31	0
Greg Dortch	1	5	5.0	5t	1
<b>TOTAL</b>	<b>20</b>	<b>204</b>	<b>10.2</b>	<b>31</b>	<b>1</b>

TOP DEFENSE	TOT	SOLO	AST	SCK	YDS	INT
Zaven Collins	9	6	3	0.0	0.0	0
Antonio Hamilton	6	6	0	0.0	0.0	1
Byron Murphy Jr.	5	5	0	0.0	0.0	0

FIELD GOALS	FGM/FGA	PERCENT	RESULTS
Rodrigo Blankenship	2-2	100.0	50G, 28G
<b>TOTAL</b>	<b>2-2</b>	<b>100.0</b>	



# CARDINALS GAME SUMMARIES



## WEEK 8

Arizona Cardinals 26, Minnesota Vikings 34  
66,742 U.S. Bank Stadium Oct 30, 2022



Arizona Cardinals .....	3	7	13	3	—	26
Minnesota Vikings .....	7	7	14	6	—	34

The 3-4 Cardinals traveled to the Twin Cities to face a 5-1 Vikings team that had won 4 straight and sat comfortably atop the NFC North. Despite at least five key players missing the game with injuries and spotting the hosts an early lead, Arizona came back to take the lead in the second half. However, three turnovers proved costly and the Vikings would emerge with a 34-26 win. WR DeAndre Hopkins was again outstanding, with 12 catches for 159 yards and a remarkable 1-handed TD catch. QB Kyler Murray threw for 326 yards and 3 TDs while WR Rondale Moore gained 92 yards on his 7 receptions that included a 38-yard TD catch. Minnesota was led by RB Dalvin Cook's 111 rushing yards and QB Kirk Cousins threw for a pair of TDs and ran for one.

The Vikings opened the scoring on the game's first drive, marching to the AZ17. On 3rd-n-4 from here, Cousins eluded the rush and scrambled 17 yards for a TD that put the Vikings up 7-0. The Cards quickly made it 7-3 on the next series when Matt Prater's 44-yard FG capped an 8-play, 49-yard drive. The ensuing possession saw Minnesota advance to the AZ38 where they faced a 4rd-n-2; the Vikes went for it but turned it over on downs with an incomplection. They did, however, go up 14-3 the next time they got the ball on an 83-yard drive that Cousins ended with his 1-yard TD pass to TE Johnny Mundt. Down 11 with 3:39 to go in the half, the Cards took over at their own 28 and in 9 plays moved to the MIN6. On 3rd-n-2 from there, Murray fired to Hopkins in the end zone and the all-pro WR snared it with just his left hand to make it 14-10 with :47 left in the half. Minnesota would advance to the AZ38 where Greg Joseph attempted a 56-yard FG as time expired but it was blocked by Cards DT Leki Fotu.

On its second series of the 3rd quarter, AZ's offense took over at its own 48 following a Vikings 3-n-out. A 33-yard Hopkins completion from Murray moved it to the 8 and from there a Zach Ertz TD catch-n-run would put the Cards up 17-14 with 9:01 left in the third quarter. The Vikings responded with an 8-play, 75-yard TD drive and went ahead 21-17 following Alexander Mattison's 7-yard scoring run. On the next play from scrimmage, Murray's pass down the deep middle was INT'd by S Harrison Smith, setting MIN up at the AZ31. Four plays later, Cook's 4-yard TD run made it 28-17 with 4:07 to go in the third. Murray then completed 4 of 4 passes on the next drive for 70 yards; the biggest play was the final one, a 38-yard catch-n-run by Moore pulled the Cards to within 5 at 28-23 after the 2-point try failed. Three plays later, the Vikings forced a 3rd-n-5 from their own 30 when LB Isaiah Simmons stripped Cousins and recovered the fumble himself. That led to a 34-yard Prater FG early in the 4th that pulled AZ to within 2. The Cards D again forced a Vikings punt on the ensuing possession but returner Greg Dortch muffed it and MIN recovered at the AZ25. On 3rd-n-2 from the AZ5, Cousins hit WR KJ Osborn with a TD pass that made it 34-26 with 8:36 left after the PAT kick failed. Down 8, the Cards would possess the ball three more times. On the first, they reached the MIN44 but Murray's pass attempt to Ertz was INT'd by S Camryn Bynum. The next also reached the MIN44 before turning it over on downs. And the final one reached the MIN37 in the final minute but a pair of sacks ended the comeback hopes.

### SCORING DRIVES

TEAM	QTR	TIME	SCORING PLAY	ARI	MIN
Vikings	1	10:12	K.Cousins 17 yd. run (G.Joseph kick) (10-75, 4:48)	0	7
Cardinals	1	06:04	M.Prater 44 yd. Field Goal (8-49, 4:08)	3	7
Vikings	2	09:54	J.Mundt 1 yd. pass from K.Cousins (G.Joseph kick) (9-83, 5:00)	3	14
Cardinals	2	00:47	D.Hopkins 6 yd. pass from K.Murray (M.Prater kick) (10-72, 2:52)	10	14
Cardinals	3	09:01	Z.Ertz 8 yd. pass from K.Murray (M.Prater kick) (5-52, 2:14)	17	14
Vikings	3	05:47	A.Mattison 7 yd. run (G.Joseph kick) (8-75, 3:14)	17	21
Vikings	3	04:07	D.Cook 4 yd. run (G.Joseph kick) (4-31, 1:20)	17	28
Cardinals	3	02:27	R.Moore 38 yd. pass from K.Murray (pass failed) (4-70, 1:40)	23	28
Cardinals	4	12:32	M.Prater 34 yd. Field Goal (7-8, 3:27)	26	28
Vikings	4	08:36	K.Osborn 5 yd. pass from K.Cousins (kick failed, hlu) (4-25, 1:58)	26	34

### Team Statistics

	Cardinals	Vikings
First Downs	25	25
3rd-Down Eff. (Made/Att/Pct)	4/11/36%	6/13/46%
4th-Down Eff. (Made/Att/Pct)	0/1/0%	0/1/0%
Total Net Yards	375	381
Total Plays	70	68
Yards Per Play	5.4	5.6
Rushes/Net Yards	22/78	29/173
Net Passing	297	208
Pass Attempts/Completions	44/31	36/24
Had Intercepted	2	0
Sacked/Yards Lost	4/29	3/24
Punts/Average	3/46.3	5/46.6
Penalties/Yards	10/67	10/86
Fumbles/Lost	2/1	1/1
Possession Time	30:33	29:27

### ARIZONA CARDINALS

PASSING	ATT	CP	YDS	SK/YD	TD	LG	INT	RTG
Kyler Murray	44	31	326	4/29	3	38T	2	95.5
<b>TOTAL</b>	<b>44</b>	<b>31</b>	<b>326</b>	<b>4/29</b>	<b>3</b>	<b>38T</b>	<b>2</b>	<b>95.5</b>

RUSHING	ATT	YDS	AVG	LG	TD
Kyler Murray	6	36	6.0	8	0
Eno Benjamin	9	22	2.4	7	0
Rondale Moore	2	12	6.0	9	0
Darrel Williams	5	8	1.6	5	0
<b>TOTAL</b>	<b>22</b>	<b>78</b>	<b>3.5</b>	<b>9</b>	<b>0</b>

RECEIVING	NO	YDS	AVG	LG	TD
DeAndre Hopkins	12	159	13.3	33	1
Rondale Moore	7	92	13.1	38T	1
Zach Ertz	4	34	8.5	13	1
Eno Benjamin	4	23	5.8	15	0
Greg Dortch	2	12	6.0	8	0
Darrel Williams	2	6	3.0	6	0
<b>TOTAL</b>	<b>31</b>	<b>326</b>	<b>10.5</b>	<b>38T</b>	<b>3</b>

TOP DEFENSE	TOT	SOLO	AST	SCK	YDS	INT
Budda Baker	10	8	2	0.0	0.0	0
Jalen Thompson	6	5	1	0.0	0.0	0
Isaiah Simmons	5	5	0	1.0	6.0	0

FIELD GOALS	FGM/FGA	PERCENT	RESULTS
Matt Prater	2-2	100.0	44G, 34G
<b>TOTAL</b>	<b>2-2</b>	<b>100.0</b>	

### MINNESOTA VIKINGS

PASSING	ATT	CP	YDS	SK/YD	TD	LG	INT	RTG
Kirk Cousins	36	24	232	3/24	2	29	0	103.0
<b>TOTAL</b>	<b>36</b>	<b>24</b>	<b>232</b>	<b>3/24</b>	<b>2</b>	<b>29</b>	<b>0</b>	<b>103.0</b>

RUSHING	ATT	YDS	AVG	LG	TD
Dalvin Cook	20	111	5.6	30	1
Alexander Mattison	5	40	8.0	15	1
Kirk Cousins	4	22	5.5	17t	1
<b>TOTAL</b>	<b>29</b>	<b>173</b>	<b>6.0</b>	<b>30</b>	<b>3</b>

RECEIVING	NO	YDS	AVG	LG	TD
Justin Jefferson	6	98	16.3	29	0
Adam Thielen	6	67	11.2	18	0
Dalvin Cook	5	30	6.0	11	0
Irv Smith Jr.	4	28	7.0	11	0
K.J. Osborn	2	8	4.0	5t	1
Johnny Mundt	1	1	1.0	1t	1
<b>TOTAL</b>	<b>24</b>	<b>232</b>	<b>9.7</b>	<b>29</b>	<b>2</b>

TOP DEFENSE	TOT	SOLO	AST	SCK	YDS	INT
Cameron Dantzler Sr.	9	9	0	0.0	0.0	0
Za'Darius Smith	7	7	0	3.0	22.0	0
Eric Kendricks	7	6	1	0.0	0.0	0

FIELD GOALS	FGM/FGA	PERCENT	RESULTS
Greg Joseph	0-1	0.0	56B
<b>TOTAL</b>	<b>0-1</b>	<b>0.0</b>	

# CARDINALS GAME SUMMARIES



## WEEK 9

Seattle Seahawks 31, Arizona Cardinals 21  
63,982 ■ State Farm Stadium ■ Nov 6, 2022



Seattle Seahawks	3	7	7	14	—	31
Arizona Cardinals	7	0	7	7	—	21

The NFC West-leading Seahawks (5-3) came to Arizona for a showdown with the Cardinals (3-5), who were playing the first of 3 straight division games. It was a back-and-forth contest but after surrendering a pick-6 that put AZ up by 4 in the 3rd quarter, the Seahawks scored TDs on each of their final 3 possessions. That finish allowed them to leave town with a 31-21 victory, their 4th straight victory on the season.

Seattle got on the board on the game's first series when Jason Myers' 49-yard FG capped an 8-play, 34-yard drive. The Cardinals answered with their first 1st quarter TD of the season; Tyler Murray ran for 21 on 3rd-n-5 and completed 4 of 4 passes, the last of which was a 22-yard TD completion to WR DeAndre Hopkins down the right sideline. The teams exchanged 3-n-outs before Seattle re-claimed the lead at 10-7 when DK Metcalf's 4-yard TD catch from Geno Smith ended a 12-play, 79-yard possession. The next time the Seahawks got the ball, they advanced to the AZ36 where they went for it on 4th-n-2; there DT Zach Allen sniffed out a Seattle shovel pass and snuffed out the play for a 4-yard loss. Down 3 late in the half, the Cards were threatening at the SEA40 and they went for it on 4th-n-4. Murray scrambled up the middle for 9 but the Seahawks forced the ball out at the end of the run and they recovered at the SEA23. The takeaway allowed Seattle to head to the halftime locker room with a 10-7 lead.

On their 2nd drive of the 3rd quarter, Seattle took over at its own 40. On the first play of that drive, Smith tried to loop a pass into the flat over AZ's Zaven Collins. However, the 2nd year LB stabbed it from the air and returned his first NFL interception 30 yards for a score that put the Cards up 14-10 with 9:18 left in the 3rd. Seattle responded with a 13-play, 75-yard drive and went back ahead when Smith's 3rd-n-6 pass from the 9 found WR Tyler Lockett in the end zone. After forcing an AZ punt, the Seahawks produced another 13-play drive, this one covering 81 yards and ending on Kenneth Walker's 1-yard TD run that made it 24-14 midway through the 4th. The Cards needed a scoring drive and they got it, moving 75 yards in 14 plays. Murray's 6-yard TD pass to TE Zach Ertz made it a 3-point game with 3:32 left. After the kickoff, Seattle took over at its own 15 up 3 with 3:30 to play and AZ holding 3 timeouts. On the first play, though, Smith rolled to his right and found TE Noah Fant with a short pass that he took 51 yards to the AZ31. Four plays later, Walker's 5-yard touchdown run made it 31-21 and effectively put the game out of reach.

### SCORING DRIVES

TEAM	QTR	TIME	SCORING PLAY	SEA	ARI
Seahawks	1	10:50	J.Myers 49 yd. Field Goal (8-34, 4:10)	3	0
Cardinals	1	06:17	D.Hopkins 22 yd. pass from K.Murray (M.Prater kick) (9-83, 4:33)	3	7
Seahawks	2	11:59	D.Metcalf 4 yd. pass from G.Smith (J.Myers kick) (12-79, 6:08)	10	7
Cardinals	3	09:18	Z.Collins 30 yd. interception return (M.Prater kick)	10	14
Seahawks	3	02:43	T.Lockett 9 yd. pass from G.Smith (J.Myers kick) (13-75, 6:35)	17	14
Seahawks	4	07:32	K.Walker 1 yd. run (J.Myers kick) (13-81, 6:46)	24	14
Cardinals	4	03:32	Z.Ertz 6 yd. pass from K.Murray (M.Prater kick) (14-75, 4:00)	24	21
Seahawks	4	02:14	K.Walker 5 yd. run (J.Myers kick) (5-85, 1:18)	31	21

### Team Statistics

	Seahawks	Cardinals
First Downs	27	15
3rd-Down Eff. (Made/Att/Pct)	10/15/67%	6/14/43%
4th-Down Eff. (Made/Att/Pct)	0/1/0%	0/2/0%
Total Net Yards	421	262
Total Plays	70	61
Yards Per Play	6.0	4.3
Rushes/Net Yards	34/158	21/122
Net Passing	263	140
Pass Attempts/Completions	34/26	35/25
Had Intercepted	1	0
Sacked/Yards Lost	2/12	5/35
Punts/Average	3/53.3	6/48.0
Penalties/Yards	6/34	12/77
Fumbles/Lost	1/0	3/1
Possession Time	34:31	25:29

### SEATTLE SEAHAWKS

PASSING	ATT	CP	YDS	SK/YD	TD	LG	INT	RTG
Geno Smith	34	26	275	2/12	2	51	1	106.9
<b>TOTAL</b>	<b>34</b>	<b>26</b>	<b>275</b>	<b>2/12</b>	<b>2</b>	<b>51</b>	<b>1</b>	<b>106.9</b>

RUSHING	ATT	YDS	AVG	LG	TD
Kenneth Walker III	26	109	4.2	15	2
Geno Smith	6	38	6.3	18	0
Travis Homer	1	7	7.0	7	0
DeeJay Dallas	1	4	4.0	4	0
<b>TOTAL</b>	<b>34</b>	<b>158</b>	<b>4.6</b>	<b>18</b>	<b>2</b>

RECEIVING	NO	YDS	AVG	LG	TD
Noah Fant	5	96	19.2	51	0
Tyler Lockett	5	67	13.4	30	1
DK Metcalf	5	37	7.4	9	1
Travis Homer	3	25	8.3	22	0
Will Dissly	3	24	8.0	13	0
Kenneth Walker III	3	20	6.7	13	0
Colby Parkinson	2	6	3.0	10	0
<b>TOTAL</b>	<b>26</b>	<b>275</b>	<b>10.6</b>	<b>51</b>	<b>2</b>

TOP DEFENSE	TOT	SOLO	AST	SCK	YDS	INT
Jordyn Brooks	12	11	1	0.0	0.0	0
Coby Bryant	6	6	0	0.0	0.0	0
Michael Jackson	6	5	1	0.0	0.0	0

FIELD GOALS	FGM/FGA	PERCENT	RESULTS
Jason Myers	1-1	100.0	49G
<b>TOTAL</b>	<b>1-1</b>	<b>100.0</b>	

### ARIZONA CARDINALS

PASSING	ATT	CP	YDS	SK/YD	TD	LG	INT	RTG
Kyler Murray	35	25	175	5/35	2	22t	0	101.5
<b>TOTAL</b>	<b>35</b>	<b>25</b>	<b>175</b>	<b>5/35</b>	<b>2</b>	<b>22T</b>	<b>0</b>	<b>101.5</b>

RUSHING	ATT	YDS	AVG	LG	TD
Kyler Murray	8	60	7.5	21	0
James Conner	7	45	6.4	14	0
Eno Benjamin	4	12	3.0	5	0
Greg Dortch	1	3	3.0	3	0
Keaontay Ingram	1	2	2.0	2	0
<b>TOTAL</b>	<b>21</b>	<b>122</b>	<b>5.8</b>	<b>21</b>	<b>0</b>

RECEIVING	NO	YDS	AVG	LG	TD
Rondale Moore	8	69	8.6	18	0
Zach Ertz	5	40	8.0	14	1
James Conner	5	19	3.8	8	0
DeAndre Hopkins	4	36	9.0	22t	1
Eno Benjamin	1	15	15.0	15	0
Greg Dortch	1	0	0.0	0	0
Robbie Anderson	1	-4	-4.0	-4	0
<b>TOTAL</b>	<b>25</b>	<b>175</b>	<b>7.0</b>	<b>22T</b>	<b>2</b>

TOP DEFENSE	TOT	SOLO	AST	SCK	YDS	INT
Budda Baker	11	7	4	0.0	0.0	0
Isaiah Simmons	8	6	2	1.0	7.0	0
Zaven Collins	7	4	3	0.0	0.0	1

FIELD GOALS	FGM/FGA	PERCENT	RESULTS
	No Field Goals		



# CARDINALS GAME SUMMARIES



## WEEK 10

Arizona Cardinals 27, Los Angeles Rams 17

71,752 ■ SoFi Stadium ■ Nov 13, 2022



Arizona Cardinals .....	3	14	0	10	—	27
Los Angeles Rams .....	3	0	7	7	—	17

In a week 10 divisional match-up of banged-up squads in LA, the 3-6 Cardinals took on the 3-5 Rams. Both teams were without their starting QBs – Kyle Murray (hamstring) and Matthew Stafford (concussion) – and Arizona was also without several key other contributors like CB Byron Murphy and K Matt Prater. The absence of LT DJ Humphries meant the Cards also fielded an offensive line with just one starter remaining from its original unit. Back-up Colt McCoy filled in more than capably at QB, completing 26 of 37 passes for 238 yards with a TD and no INTs. His top two receivers were DeAndre Hopkins (10-98) and Rondale Moore (9-94) while RB James Conner ran for 2 TDs, amassing for 86 total yards (21-69 rushing). S Budda Baker was expected to miss the game with an ankle injury suffered the week before but played and contributed to a stellar overall defensive effort, clinching the game with a key 4th quarter INT. Arizona also neutralized two Rams who rank among the NFL's best players: DT Aaron Donald recorded to just one QB hit and no sacks while WR Cooper Kupp was limited to minus-1 yard on 3 catches before exiting in the 4th quarter (ankle).

Each offense produced 36-yard FGs on their opening possessions after identical 14-play, 57-yard drives. First it was LA's Matt Gay on the Rams' initial series that gave them a 3-0 lead. But Arizona responded when it got the ball, passing on the drive's first 11 plays. The Cards converted a 4th-n-2 at the LA37 on an AJ Green completion from McCoy. They also converted on a pair of key 3rd downs, the second of which was a 12-yard completion to TE Zach Ertz on 3rd-n-4 at the LA 37; unfortunately Ertz exited the game with a knee injury suffered on the play. The pick-up did extend the drive that culminated with a game-tying FG from kicker Tristan Vizcaino, who was signed the day before to fill in for the ill Prater.

After that game-opening FG, the AZ defense forced three consecutive 3-n-outs and the offense took over at its own 36 with 8:27 left in the 2nd quarter. McCoy completed 4 straight passes to Hopkins covering 38 yards and the Cards reached the LA6 where they faced a 4th-n-1. They went for it and McCoy picked it up with a 2-yard run to the 4. One play later, RB James Conner ran straight up the middle and AZ led 10-3 with 1:56 left before halftime. About 20 seconds later on 2nd-n-10 at the LA44, LB Myjai Sanders got to QB John Wolford, forcing a loose ball that DE JJ Watt scooped and was taking to the end zone but referee Clete Blakeman blew it dead as an incompletion rather than a sack/fumble. Replay review was able to correct the mistake by giving AZ possession at the 30 but the officiating error denied Watt's TD. However, a 5-yard Conner run sandwiched between Moore catches of 13 and 6 yards soon made it 1st-n-goal at the 6 with :39 left. Two plays later, WR AJ Green made a toe-tapping catch of a McCoy pass in the back corner of the end zone to put AZ up 17-3 going into intermission.

With 4:24 left in the 3rd quarter, Rams RB Darrell Henderson's 4-yard TD run cut Arizona's lead 17-10 and it remained that was into the 4th. With 8:45 left, AZ went for it on 4th-n-3 at the LA41 in one of the game's pivotal plays. McCoy lofted it deep down the left sideline where Moore made an amazing grab that covered 26 yards to the LA15. Two plays later, Conner ran it from 9 yards around the left end and the Cards led 24-10 with 7:41 remaining. A couple minutes later, Wolford's pass down the deep middle was deflected by LB Isaiah Simmons and INT'd by Baker who returned it 53 yards to the LA25. That set-up a 46-yard Vizcaino FG that made it 27-10 and the only remaining score was a Rams TD with :07 left.

### SCORING DRIVES

TEAM	QTR	TIME	SCORING PLAY	ARI	LAR
Rams	1	06:16	M.Gay 36 yd. Field Goal (14-57, 8:44)	0	3
Cardinals	1	00:13	T.Vizcaino 36 yd. Field Goal (14-57, 6:03)	3	3
Cardinals	2	01:56	J.Conner 4 yd. run (T.Vizcaino kick) (13-66, 6:31)	9	3
Cardinals	2	00:24	A.Green 6 yd. pass from C.McCoy (T.Vizcaino kick) (5-30, 1:10)	17	3
Rams	3	04:24	D.Henderson 4 yd. run (M.Gay kick) (7-59, 3:07)	17	10
Cardinals	4	07:41	J.Conner 9 yd. run (T.Vizcaino kick) (9-60, 5:03)	24	10
Cardinals	4	03:44	T.Vizcaino 46 yd. Field Goal (4--3, 1:49)	27	10
Rams	4	00:07	V.Jefferson 3 yd. pass from J.Wolford (M.Gay kick) (11-75, 3:37)	27	17

### Team Statistics

	Cardinals	Rams
First Downs	18	18
3rd-Down Eff. (Made/Att/Pct)	5/15/33%	3/11/27%
4th-Down Eff. (Made/Att/Pct)	3/3/100%	2/2/100%
Total Net Yards	298	256
Total Plays	65	60
Yards Per Play	4.6	4.3
Rushes/Net Yards	26/78	20/66
Net Passing	220	190
Pass Attempts/Completions	37/26	37/25
Had Intercepted	0	1
Sacked/Yards Lost	2/18	3/19
Punts/Average	5/47.4	5/50.4
Penalties/Yards	10/67	5/29
Fumbles/Lost	2/0	2/1
Possession Time	32:01	27:59

### ARIZONA CARDINALS

PASSING	ATT	CP	YDS	SK/YD	TD	LG	INT	RTG
Colt McCoy	37	26	238	2/18	1	26	0	96.5
<b>TOTAL</b>	<b>37</b>	<b>26</b>	<b>238</b>	<b>2/18</b>	<b>1</b>	<b>26</b>	<b>0</b>	<b>96.5</b>

RUSHING	ATT	YDS	AVG	LG	TD
James Conner	21	69	3.3	9t	2
Keaontay Ingram	1	5	5.0	5	0
Colt McCoy	4	4	1.0	3	0
<b>TOTAL</b>	<b>26</b>	<b>78</b>	<b>3.0</b>	<b>9T</b>	<b>2</b>

RECEIVING	NO	YDS	AVG	LG	TD
DeAndre Hopkins	10	98	9.8	25	0
Rondale Moore	9	94	10.4	26	0
James Conner	3	17	5.7	8	0
A.J. Green	2	10	5.0	6t	1
Zach Ertz	1	12	12.0	12	0
Trey McBride	1	7	7.0	7	0
<b>TOTAL</b>	<b>26</b>	<b>238</b>	<b>9.2</b>	<b>26</b>	<b>1</b>

TOP DEFENSE	TOT	SOLO	AST	SCK	YDS	INT
Antonio Hamilton	12	10	2	0.0	0.0	0
Isaiah Simmons	7	6	1	0.0	0.0	0
Ben Niemann	6	3	3	0.0	0.0	0

FIELD GOALS	FGM/FGA	PERCENT	RESULTS
Tristan Vizcaino	2-2	100.0	36G, 46G
<b>TOTAL</b>	<b>2-2</b>	<b>100.0</b>	

### LOS ANGELES RAMS

PASSING	ATT	CP	YDS	SK/YD	TD	LG	INT	RTG
John Wolford	36	24	212	3/19	1	25	1	79.9
Bryce Perkins	1	1	-3	0/0	0	-3	0	79.2
<b>TOTAL</b>	<b>37</b>	<b>25</b>	<b>209</b>	<b>3/19</b>	<b>1</b>	<b>25</b>	<b>1</b>	<b>79.7</b>

RUSHING	ATT	YDS	AVG	LG	TD
Cam Akers	6	22	3.7	10	0
Darrell Henderson Jr.	6	21	3.5	6	1
Kyren Williams	1	9	9.0	9	0
Brandon Powell	1	7	7.0	7	0
Bryce Perkins	3	4	1.3	8	0
John Wolford	3	3	1.0	4	0
<b>TOTAL</b>	<b>20</b>	<b>66</b>	<b>3.3</b>	<b>10</b>	<b>1</b>

RECEIVING	NO	YDS	AVG	LG	TD
Tyler Higbee	8	73	9.1	25	0
Allen Robinson II	4	44	11.0	14	0
Kyren Williams	3	30	10.0	14	0
Van Jefferson	3	27	9.0	19	1
Cooper Kupp	3	-1	-0.3	2	0
Ben Skowronek	2	14	7.0	8	0
Darrell Henderson Jr.	1	11	11.0	11	0
Brycen Hopkins	1	11	11.0	11	0
<b>TOTAL</b>	<b>25</b>	<b>209</b>	<b>8.4</b>	<b>25</b>	<b>1</b>

TOP DEFENSE	TOT	SOLO	AST	SCK	YDS	INT
Ernest Jones	10	6	4	0.0	0.0	0
Nick Scott	9	8	1	0.0	0.0	0
Bobby Wagner	9	3	6	1.0	9.0	0

FIELD GOALS	FGM/FGA	PERCENT	RESULTS
Matt Gay	1-1	100.0	36G
<b>TOTAL</b>	<b>1-1</b>	<b>100.0</b>	

# CARDINALS GAME SUMMARIES



## WEEK 11

**San Francisco 49ers 38, Arizona Cardinals 10**  
**78,427 ■ Azteca Stadium ■ Nov 21, 2022**



San Francisco 49ers .....	0	17	14	7	—	38
Arizona Cardinals .....	3	7	0	0	—	10

In week 11, the Cardinals (4-6) took on the 49ers (5-4) on Monday Night Football at Estadio Azteca in Mexico City. It was the NFL's fifth all-time regular season game in Mexico and a reprise of the first one played between the same two teams in 2005. A close game throughout the first half, the Niners led by 7 after two quarters. However, they pulled away after halftime by scoring 21 unanswered and earning the 38-10 victory. QB Colt McCoy started his second straight game for the Cardinals in place of the injured Tyler Murray (hamstring) and completed nine passes each to WRs DeAndre Hopkins (91 yards) and Greg Dortch (103). The latter was pressed into extensive action when starter Rondale Moore was lost for the game on its first series with a groin injury.

After the teams traded 3-n-outs to start the game, Arizona produced the first points with a 40-yard Matt Prater FG. Instrumental on that 11-play, 58-yard drive were a pair of 17-yard completions to Hopkins. Early in the 2nd quarter, San Francisco went ahead thanks to a 9-play, 82-yard drive that ended on a 7-yard completion on 3rd-n-5 from Jimmy Garoppolo to WR Brandon Aiyuk. On the ensuing drive, the Cardinals reached SF territory but were backed up. On 2nd-n-11 at the AZ 44, McCoy's pass glanced off the hands of RB James Conner and was intercepted by DB Jimmie Ward. Two snaps after taking over at the AZ44, the 49ers faced a 3rd-n-3 and Garoppolo tossed it over the middle to TE George Kittle who took it 39 yards for a TD. Down 14-3, the Cards needed a jolt and got it from Dortch. On 3rd-n-6 at the AZ 40, McCoy found him on a free play and that catch-n-run covered 47 yards to the SF 13. Conner ended the drive with a 2-yard TD run that cut the deficit to 14-10 with 4:19 to go in the half. San Francisco would respond by driving to the AZ21 in 9 plays but had to settle for a 39-yard Robbie Gould FG that made it 17-10 at intermission.

The Niners doubled their lead on the opening drive of the 3rd quarter. They moved to the AZ39 in 7 plays before WR Deebo Samuel took an end around 39 yards for a TD that made it 24-10. Arizona responded by advancing to the SF41 and faced a 4th-n-3 from there. The Cards came away empty, however, when McCoy's pass attempt to Dortch was incomplete. Late in the 3rd quarter, the Niners benefitted from a short field after taking over at the AZ47 following a punt. Six plays later, Aiyuk caught his 2nd TD of the night on a 13-yard pass from Garoppolo that made it 31-10 with :28 remaining in the 3rd. On the next drive the Cards faced 4th-n-4 at midfield and went for it but an incompletion again turned it over on downs. Kittle's second TD of the night – this one a 32-yarder from Garoppolo with 10:08 remaining – provided the game's final points.

### SCORING DRIVES

TEAM	QTR	TIME	SCORING PLAY	SF	ARI
Cardinals	1	08:00	M.Prater 40 yd. Field Goal (11-58, 4:38)	0	3
49ers	2	13:35	B.Aiyuk 7 yd. pass from J.Garoppolo (R.Gould kick) (9-82, 4:06)	7	3
49ers	2	08:42	G.Kittle 39 yd. pass from J.Garoppolo (R.Gould kick) (3-46, 0:55)	14	3
Cardinals	2	04:19	J.Conner 2 yd. run (M.Prater kick) (9-75, 4:23)	14	10
49ers	2	00:43	R.Gould 39 yd. Field Goal (10-54, 3:36)	17	10
49ers	3	10:34	D.Samuel 39 yd. run (R.Gould kick) (8-75, 4:26)	24	10
49ers	3	00:28	B.Aiyuk 13 yd. pass from J.Garoppolo (R.Gould kick) (6-47, 3:57)	31	10
49ers	4	10:08	G.Kittle 32 yd. pass from J.Garoppolo (R.Gould kick) (5-50, 3:02)	38	10

### Team Statistics

	49ers	Cardinals
First Downs	21	19
3rd-Down Eff. (Made/Att/Pct)	6/11/55%	8/16/50%
4th-Down Eff. (Made/Att/Pct)	0/0/0%	0/2/0%
Total Net Yards	387	314
Total Plays	57	71
Yards Per Play	6.8	4.4
Rushes/Net Yards	28/159	24/67
Net Passing	228	247
Pass Attempts/Completions	29/20	44/30
Had Intercepted	0	2
Sacked/Yards Lost	0/0	3/30
Punts/Average	4/53.8	4/45.3
Penalties/Yards	3/30	5/50
Fumbles/Lost	0/0	1/0
Possession Time	29:09	30:51

### SAN FRANCISCO 49ERS

PASSING	ATT	CP	YDS	SK/YD	TD	LG	INT	RTG
Jimmy Garoppolo	29	20	228	0/0	4	39t	0	131.9
<b>TOTAL</b>	<b>29</b>	<b>20</b>	<b>228</b>	<b>0/0</b>	<b>4</b>	<b>39T</b>	<b>0</b>	<b>131.9</b>

RUSHING	ATT	YDS	AVG	LG	TD
Elijah Mitchell	9	59	6.6	19	0
Christian McCaffrey	7	39	5.6	20	0
Deebo Samuel	3	37	12.3	39t	1
Jordan Mason	4	14	3.5	8	0
Kyle Juszczyk	1	4	4.0	4	0
Brock Purdy	3	3	1.0	5	0
Jimmy Garoppolo	1	3	3.0	3	0
<b>TOTAL</b>	<b>28</b>	<b>159</b>	<b>5.7</b>	<b>39T</b>	<b>1</b>

RECEIVING	NO	YDS	AVG	LG	TD
Christian McCaffrey	7	67	9.6	14	0
Deebo Samuel	7	57	8.1	19	0
George Kittle	4	84	21.0	39t	2
Brandon Aiyuk	2	20	10.0	13t	2
<b>TOTAL</b>	<b>20</b>	<b>228</b>	<b>11.4</b>	<b>39T</b>	<b>4</b>

TOP DEFENSE	TOT	SOLO	AST	SCK	YDS	INT
Charvarius Ward	10	9	1	0.0	0.0	0
Dre Greenlaw	9	8	1	0.0	0.0	0
Talanoa Hufanga	6	5	1	0.0	0.0	0

FIELD GOALS	FGM/FGA	PERCENT	RESULTS
Robbie Gould	1-1	100.0	39G
<b>TOTAL</b>	<b>1-1</b>	<b>100.0</b>	

### ARIZONA CARDINALS

PASSING	ATT	CP	YDS	SK/YD	TD	LG	INT	RTG
Colt McCoy	34	24	218	3/30	0	47	1	75.4
Trace McSorley	10	6	59	0/0	0	18	1	37.1
<b>TOTAL</b>	<b>44</b>	<b>30</b>	<b>277</b>	<b>3/30</b>	<b>0</b>	<b>47</b>	<b>2</b>	<b>66.2</b>

RUSHING	ATT	YDS	AVG	LG	TD
James Conner	14	42	3.0	14	1
Keaontay Ingram	5	19	3.8	13	0
Colt McCoy	3	6	2.0	4	0
Trace McSorley	1	6	6.0	6	0
Rondale Moore	1	-6	-6.0	-6	0
<b>TOTAL</b>	<b>24</b>	<b>67</b>	<b>2.8</b>	<b>14</b>	<b>1</b>

RECEIVING	NO	YDS	AVG	LG	TD
Greg Dortch	9	103	11.4	47	0
DeAndre Hopkins	9	91	10.1	17	0
A.J. Green	5	50	10.0	18	0
Trey McBride	4	14	3.5	6	0
James Conner	2	12	6.0	7	0
Maxx Williams	1	7	7.0	7	0
<b>TOTAL</b>	<b>30</b>	<b>277</b>	<b>9.2</b>	<b>47</b>	<b>0</b>

TOP DEFENSE	TOT	SOLO	AST	SCK	YDS	INT
Budda Baker	10	8	2	0.0	0.0	0
Zaven Collins	7	2	5	0.0	0.0	0
Ben Niemann	7	2	5	0.0	0.0	0

FIELD GOALS	FGM/FGA	PERCENT	RESULTS
Matt Prater	1-1	100.0	40G
<b>TOTAL</b>	<b>1-1</b>	<b>100.0</b>	



# CARDINALS GAME SUMMARIES



## WEEK 12 Los Angeles Chargers 25, Arizona Cardinals 24 63,628 ■ State Farm Stadium ■ Nov 27, 2022

Los Angeles Chargers	0	14	3	8	—	25
Arizona Cardinals	7	10	0	7	—	24

In a back-and-forth week 12 game, the host Cardinals led the Chargers early by 10 points and late by 7. But the visitors from Los Angeles delivered the Hollywood ending with a TD in the closing seconds followed by a successful two-point conversion that handed the Cards a heartbreaking 25-24 defeat. QB Kyle Murray returned from a two-game absence (hamstring) and threw for a pair of TDs while running for another. RB James Conner topped the century mark for the first time as a Cardinal, finishing with 120 rushing yards on 25 carries. But Arizona was snake-bitten by two replay reversals of key takeaways and could not salt the game away after taking the lead in the fourth quarter. The defeat dropped the Cards to 4-8 while LA improved to 6-5.

DE JJ Watt ended the game's opening drive with his 3rd-n-7 sack of Justin Herbert that forced a Chargers punt. The Cardinals first 2 offensive plays from scrimmage were an 11-yard Marquise Brown catch and 18-yard run by Conner. On the next play, though, a Conner fumble turned it over to LA at the AZ47. But the Cards defense rose to the challenge, sending the Chargers 3-n-out thanks to rookie OLB Cameron Thomas' sack on 3rd-n-4 from the AZ41. After the punt, Arizona took over at its own 18 and was backed up by a holding penalty on the first snap. After that, Murray completed 5 of 5 passes for 60 yards and ran twice for 18 yards in leading the Cards on a 10-play, 82-yard TD drive. It ended when DeAndre Hopkins hauled in a 3rd-n-5 pass at the 20 before spinning out of a tackle there and completing the 33-yard scoring play. Up 7-0, the Cards defense forced another 3-n-out and after a 15-yard return of the ensuing punt by Pharoah Cooper, the offense took over at the LA44. Seven plays later, Matt Prater's 43-yard FG put the Cards up 10-0. AZ's defense appeared to get the ball back for the offense on the 5th play of the next possession when CB Trayvon Mullen forced a Joshua Palmer fumble and it was ruled that he recovered it himself at the AZ38. However, replay reversed it to a Chargers recovery and they maintained possession. Six plays later, Herbert and Keenan Allen connected on a 2-yard TD pass that cut AZ's lead to 10-7. On the next series, Arizona faced a 4th-n-1 at its own 34 and went for it but Murray's pass down the left sideline was intercepted by S Derwin James. LA took over at its own 44. Five plays later, Herbert found WR DeAndre Carter down the left sideline for a 33-yard TD that would put the Chargers up 14-10 with 4:28 to go in the second quarter. Arizona closed the half and re-claimed the lead with a 14-play, 75-yard TD drive on which Murray was again clutch. He completed 4 of 6 passes and ran 3 times for 20 yards. Six of those yards came on 3rd-n-6 from the 28 with :40 left and three plays later he zipped into the end zone on 2nd-n-3 from the 5 to give AZ a 17-10 lead with :12 remaining in the half.

The Cards got the ball first after intermission and advanced to the LA37 but came away empty when Prater's 49-yard FG try was wide left. From there the Chargers moved to the AZ8 in 13 plays and Cameron Dicker's 26-yard FG tied the game at 17 with 4:28 to go in the third quarter. The next play from scrimmage saw Murray hit Hopkins for 29 yards to the LA46 and 10 plays later he hit Conner with a TD pass on 2nd-n-goal from the 6. That score gave Arizona a 24-17 with 13:31 to play. With 7:35 left, on-field officials ruled LB Zaven Collins made a diving interception of Herbert at the LA35 but administrators in New York again reversed the takeaway. The Cards would still get the ball back via punt but could not pick up a first down and booted it back to the Chargers who took over at their own 22 with 6:07 left. A key third down sack by LB Isaiah Simmons forced another LA punt but after another Cards three-n-out, punt and penalty, the Chargers got the ball at the AZ38 with 1:48 left. Herbert would move them to the 1 in 6 plays before hitting Austin Ekeler with a 1-yard touchdown with :15 to play, pulling LA to within 1. They chose to go for 2 and took the lead when Gerald Everett hauled in the conversion.

### SCORING DRIVES

TEAM	QTR	TIME	SCORING PLAY	LAC	ARI
Cardinals	1	02:33	D.Hopkins 33 yd. pass from K.Murray (M.Prater kick) (10-82, 6:32)	0	7
Cardinals	2	14:03	M.Prater 43 yd. Field Goal (7-19, 2:48)	0	10
Chargers	2	08:51	K.Allen 2 yd. pass from J.Herbert (C.Dicker kick) (11-75, 5:12)	7	10
Chargers	2	04:28	D.Carter 33 yd. pass from J.Herbert (C.Dicker kick) (5-56, 2:35)	14	10
Cardinals	2	00:12	K.Murray 5 yd. run (M.Prater kick) (14-75, 4:16)	14	17
Chargers	3	04:28	C.Dicker 26 yd. Field Goal (14-53, 6:33)	17	17
Cardinals	4	13:31	J.Conner 6 yd. pass from K.Murray (M.Prater kick) (11-75, 5:57)	17	24
Chargers	4	00:15	A.Ekeler 1 yd. pass from J.Herbert (J.Herbert-G.Everett pass) (7-38, 1:33)	25	24

### Team Statistics

	Chargers	Cardinals
First Downs	22	20
3rd-Down Eff. (Made/Att/Pct)	6/13/46%	7/13/54%
4th-Down Eff. (Made/Att/Pct)	0/0/0%	0/1/0%
Total Net Yards	311	366
Total Plays	64	64
Yards Per Play	4.9	5.7
Rushes/Net Yards	13/65	34/181
Net Passing	246	185
Pass Attempts/Completions	47/35	29/18
Had Intercepted	0	1
Sacked/Yards Lost	4/28	1/6
Punts/Average	6/39.0	3/50.0
Penalties/Yards	4/30	3/19
Fumbles/Lost	1/0	1/1
Possession Time	29:25	30:35

### LOS ANGELES CHARGERS

PASSING	ATT	CP	YDS	SK/YD	TD	LG	INT	RTG
Justin Herbert	47	35	274	4/28	3	33t	0	109.7
<b>TOTAL</b>	<b>47</b>	<b>35</b>	<b>274</b>	<b>4/28</b>	<b>3</b>	<b>33T</b>	<b>0</b>	<b>109.7</b>

RUSHING	ATT	YDS	AVG	LG	TD
Justin Herbert	4	38	9.5	23	0
Austin Ekeler	5	20	4.0	9	0
Joshua Kelley	2	4	2.0	4	0
Isaiah Spiller	2	3	1.5	3	0
<b>TOTAL</b>	<b>13</b>	<b>65</b>	<b>5.0</b>	<b>23</b>	<b>0</b>

RECEIVING	NO	YDS	AVG	LG	TD
Austin Ekeler	11	60	5.5	12	1
DeAndre Carter	7	73	10.4	33t	1
Joshua Palmer	5	56	11.2	18	0
Keenan Allen	5	49	9.8	16	1
Gerald Everett	4	18	4.5	10	0
Joshua Kelley	2	16	8.0	11	0
Isaiah Spiller	1	2	2.0	2	0
<b>TOTAL</b>	<b>35</b>	<b>274</b>	<b>7.8</b>	<b>33T</b>	<b>3</b>

TOP DEFENSE	TOT	SOLO	AST	SCK	YDS	INT
Alohi Gilman	10	5	5	0.0	0.0	0
Drue Tranquill	9	7	2	0.0	0.0	0
Derwin James Jr.	8	5	3	0.0	0.0	1

FIELD GOALS	FGM/FGA	PERCENT	RESULTS
Cameron Dicker	1-1	100.0	26G
<b>TOTAL</b>	<b>1-1</b>	<b>100.0</b>	

### ARIZONA CARDINALS

PASSING	ATT	CP	YDS	SK/YD	TD	LG	INT	RTG
Kyle Murray	29	18	191	1/6	2	33t	1	89.9
<b>TOTAL</b>	<b>29</b>	<b>18</b>	<b>191</b>	<b>1/6</b>	<b>2</b>	<b>33T</b>	<b>1</b>	<b>89.9</b>

RUSHING	ATT	YDS	AVG	LG	TD
James Conner	25	120	4.8	20	0
Kyle Murray	7	56	8.0	18	1
Keaontay Ingram	2	5	2.5	4	0
<b>TOTAL</b>	<b>34</b>	<b>181</b>	<b>5.3</b>	<b>20</b>	<b>1</b>

RECEIVING	NO	YDS	AVG	LG	TD
Marquise Brown	6	46	7.7	13	0
DeAndre Hopkins	4	87	21.8	33t	1
James Conner	3	20	6.7	9	1
Robbie Anderson	1	17	17.0	17	0
Corey Clement	1	8	8.0	8	0
Andre Baccellia	1	7	7.0	7	0
A.J. Green	1	5	5.0	5	0
Trey McBride	1	1	1.0	1	0
<b>TOTAL</b>	<b>18</b>	<b>191</b>	<b>10.6</b>	<b>33T</b>	<b>2</b>

TOP DEFENSE	TOT	SOLO	AST	SCK	YDS	INT
Isaiah Simmons	8	8	0	1.0	13.0	0
Marco Wilson	8	7	1	0.0	0.0	0
Antonio Hamilton	5	5	0	0.0	0.0	0

FIELD GOALS	FGM/FGA	PERCENT	RESULTS
Matt Prater	1-2	50.0	43G, 49WL
<b>TOTAL</b>	<b>1-2</b>	<b>50.0</b>	

# CARDINALS GAME SUMMARIES



## WEEK 13

New England Patriots 27, Arizona Cardinals 13  
63,251 ■ State Farm Stadium ■ Dec 12, 2022



New England Patriots .....	0	10	10	7	—	27
Arizona Cardinals .....	0	13	0	0	—	13

The Cardinals returned from their bye week with a 4-8 record and hosted the New England Patriots (6-6) on Monday Night Football. On the 3rd play from scrimmage, a pall was cast over the evening when Arizona starting QB Kyle Murray left the game with a serious knee injury. Veteran back-up Colt McCoy took over and helped the Cards build a 13-7 lead with just under three minutes to go in the first half. But untimely mistakes, penalties and turnovers would contribute to New England scoring 20 unanswered points and emerging with the victory. RB James Conner had a game-high 85 rushing yards and a TD for Arizona and McCoy completed 27 of 40 passes for 246 yards in the effort.

The game-opening drive on which Murray was injured reached the NE31 but the Cards came away without points when Matt Prater's 50-yard FG try was just wide left. Later in the first quarter, the defense got the ball back with a takeaway. Rookie OLB Cameron Thomas hit the arm of QB Mac Jones, sending the ball into the air and LB Isaiah Simmons snatched it for an INT at the NE36. That led to a 33-yard Prater FG that made it 3-0 eight seconds into the second quarter. The Pats responded by moving 75 yards in 8 plays and went up 7-3 on Kevin Harris' 14-yard touchdown run. The ensuing Cardinals possession was aided by a 39-yard defensive pass interference that moved it to the NE27 and led to a 32-yard Prater FG. That kick pulled AZ to within 7-6 with 9:35 to go in the half and after a NE punt, the Cards took over at their own 37. McCoy completed 5 of 5 passes for 51 yards and RB James Conner put AZ up 13-7 with his 10-yard TD run. Zach Allen's 3rd down sack of Jones resulted in a quick 3-n-out by NE after which the Cards took over at the NE41 with 1:42 before halftime. They soon faced a 4th-n-1 at the 32 but turned it over on downs when McCoy's pass to TE Trey McBride was tipped incomplete. The Pats took over at that spot with 0:32 left and moved into position for a 51-yard FG from Nick Folk that pulled NE to within 13-10 at halftime.

The Pats tied the game at 13 on the opening drive of the 3rd quarter on Folk's 23-yard FG that capped an 8-play, 71-yard drive. The big play was a 44-yard Pierre Strong run to the AZ12. Arizona's next possession again reached NE territory where they went for it on 4th-n-5 at the 40; but Marquis Brown could not come up with a diving catch of a McCoy pass and the Patriots took over on downs. The next Cardinals' next possession came after a NE punt and they took over at their own 6. On the 3rd play, DeAndre Hopkins fumbled at the end of a pass play and LB Raekwon McMillan returned it 23 yards for a TD. That defensive score put NE up 20-13 with 5:32 to go in the 3rd quarter. The Cards next drive had them at the NE40 but on 2nd-n-13 from there, McCoy was hit while passing leading to an INT by CB Marcus Jones. The next play from scrimmage saw Cards LB Zaven Collins come up with what was initially ruled as an INT returned for a TD but subsequently reversed to an incompletion. A short time later, Jones hit TE Hunter Henry down the seam with a 39-yard completion to the AZ3. A play later, Pierre Strong punched it in for a TD that made it 27-13 with 14:09 to play. The Cards offense would get the ball back three more times but never found its way into New England territory.

### SCORING DRIVES

TEAM	QTR	TIME	SCORING PLAY	NE	ARI
Cardinals	2	14:52	M.Prater 33 yd. Field Goal (7-21, 2:16)	0	3
Patriots	2	11:25	K.Harris 14 yd. run (N.Folk kick) (8-75, 3:27)	7	3
Cardinals	2	09:35	M.Prater 32 yd. Field Goal (6-56, 1:50)	7	6
Cardinals	2	02:59	J.Conner 10 yd. run (M.Prater kick) (7-63, 3:54)	7	13
Patriots	2	00:00	N.Folk 51 yd. Field Goal (6-35, 0:32)	10	13
Patriots	3	10:15	N.Folk 23 yd. Field Goal (8-71, 4:45)	13	13
Patriots	3	05:32	R.McMillan 23 yd. fumble return (N.Folk kick)	20	13
Patriots	4	14:09	P.Strong 3 yd. run (N.Folk kick) (5-63, 1:58)	27	13

### Team Statistics

	Patriots	Cardinals
First Downs	18	19
3rd-Down Eff. (Made/Att/Pct)	3/11/27%	4/14/29%
4th-Down Eff. (Made/Att/Pct)	0/0/0%	1/5/20%
Total Net Yards	328	323
Total Plays	57	69
Yards Per Play	5.8	4.7
Rushes/Net Yards	21/103	22/113
Net Passing	225	210
Pass Attempts/Completions	35/24	41/28
Had Intercepted	1	1
Sacked/Yards Lost	1/10	6/45
Punts/Average	6/42.2	2/48.5
Penalties/Yards	8/80	8/48
Fumbles/Lost	1/0	2/1
Possession Time	26:29	33:31

### NEW ENGLAND PATRIOTS

PASSING	ATT	CP	YDS	SK/YD	TD	LG	INT	RTG
Mac Jones	35	24	235	1/10	0	39	1	75.3
<b>TOTAL</b>	<b>35</b>	<b>24</b>	<b>235</b>	<b>1/10</b>	<b>0</b>	<b>39</b>	<b>1</b>	<b>75.3</b>

RUSHING	ATT	YDS	AVG	LG	TD
Pierre Strong Jr.	5	70	14.0	44	1
Kevin Harris	8	26	3.3	14t	1
Rhamondre Stevenson	3	8	2.7	4	0
Mac Jones	5	-1	-0.2	2	0
<b>TOTAL</b>	<b>21</b>	<b>103</b>	<b>4.9</b>	<b>44</b>	<b>2</b>

RECEIVING	NO	YDS	AVG	LG	TD
Kendrick Bourne	5	47	9.4	16	0
Nelson Agholor	5	32	6.4	13	0
Tyquan Thornton	4	28	7.0	12	0
Hunter Henry	3	70	23.3	39	0
DeVante Parker	2	24	12.0	14	0
Pierre Strong Jr.	2	20	10.0	16	0
Rhamondre Stevenson	2	2	1.0	4	0
Marcus Jones	1	12	12.0	12	0
<b>TOTAL</b>	<b>24</b>	<b>235</b>	<b>9.8</b>	<b>39</b>	<b>0</b>

TOP DEFENSE	TOT	SOLO	AST	SCK	YDS	INT
Ja'Whaun Bentley	10	3	7	0.0	0.0	0
Kyle Dugger	8	7	1	0.0	0.0	0
Marcus Jones	7	6	1	0.0	0.0	1

FIELD GOALS	FGM/FGA	PERCENT	RESULTS
Nick Folk	2-2	100.0	51G, 23G
<b>TOTAL</b>	<b>2-2</b>	<b>100.0</b>	

### ARIZONA CARDINALS

PASSING	ATT	CP	YDS	SK/YD	TD	LG	INT	RTG
Colt McCoy	40	27	246	6/45	0	23	1	73.5
Kyler Murray	1	1	9	0/0	0	9	0	104.2
<b>TOTAL</b>	<b>41</b>	<b>28</b>	<b>255</b>	<b>6/45</b>	<b>0</b>	<b>23</b>	<b>1</b>	<b>74.7</b>

RUSHING	ATT	YDS	AVG	LG	TD
James Conner	15	85	5.7	23	1
Colt McCoy	5	24	4.8	9	0
Kyler Murray	1	3	3.0	3	0
Keaontay Ingram	1	1	1.0	1	0
<b>TOTAL</b>	<b>22</b>	<b>113</b>	<b>5.1</b>	<b>23</b>	<b>1</b>

RECEIVING	NO	YDS	AVG	LG	TD
DeAndre Hopkins	7	79	11.3	23	0
James Conner	6	29	4.8	9	0
Robbie Anderson	4	50	12.5	21	0
Marquise Brown	4	34	8.5	16	0
Trey McBride	3	28	9.3	15	0
Stephen Anderson	2	7	3.5	6	0
Corey Clement	1	21	21.0	21	0
A.J. Green	1	7	7.0	7	0
<b>TOTAL</b>	<b>28</b>	<b>255</b>	<b>9.1</b>	<b>23</b>	<b>0</b>

TOP DEFENSE	TOT	SOLO	AST	SCK	YDS	INT
Trayvon Mullen Jr.	6	4	2	0.0	0.0	0
Jalen Thompson	6	3	3	0.0	0.0	0
Isaiah Simmons	6	2	4	0.0	0.0	1

FIELD GOALS	FGM/FGA	PERCENT	RESULTS
Matt Prater	2-3	66.7	50WL, 33G, 32G
<b>TOTAL</b>	<b>2-3</b>	<b>66.0</b>	



# CARDINALS GAME SUMMARIES



## WEEK 14

### Arizona Cardinals 15, Denver Broncos 24

75,179 ■ Empower Field at Mile High ■ Dec 18, 2022



Arizona Cardinals .....	0	6	3	6	—	15
Denver Broncos .....	3	0	7	14	—	24

The Cardinals traveled to play the Broncos in week looking for their first-ever win in Denver. Both teams were without their starting QBs who suffered injuries the week before. For Denver, Brett Rypien started in place of Russell Wilson (concussion) while Arizona's Colt McCoy stepped in for Kyle Murray who was lost for the season with a knee injury six days earlier. Despite missing their top 3 cornerbacks due to injury, the Cards defense dominated the first half, holding Denver to 126 total yards (55 rushing, 71 passing) and recording 6.0 sacks, including 3.0 from defensive lineman J.J. Watt. As a result, Arizona led 6-3 at halftime and 9-3 after the opening drive of the third quarter. But on that same series, the Cards lost McCoy for the rest of the game with a concussion and the Broncos scored touchdowns on three of their next four possessions on their way to a 24-15 win.

The Broncos struck first in the game when Brandon McManus' 52-yard FG capped a game-opening drive of 10 plays and 41 yards. Their next possession reached Arizona's 44-yard line but were then forced to punt thanks to two sacks in three plays, first by Watt and then by fellow D-lineman Trysten Hill. On the ensuing series, the Cards offense faced a 3rd-n-5 at their own 27 when McCoy's pass down the middle was intercepted by S Justin Simmons and returned 20 yards to the AZ24. The Cards defense rose to the occasion, allowing just 4 yards in 3 plays and forcing a 38-yard McManus FG attempt that missed to the left. McCoy then engineered an 11-play, 45-yard drive that former Bronco Matt Prater ended with a 45-yard FG that tied the game at 3 early in the second quarter. The defenses stiffened and the next 6 possessions ended in punts before Denver took over at its own 25 with 1:22 left in the half. Watt ended that one when he stripped Rypien and rookie LB Myjai Sanders recovered at the AZ49 with 0:38 left. That takeaway led to Prater's 50-yard FG as the half expired and Arizona led 6-3 at intermission.

On the 3rd play of the 3rd quarter, injury misfortune again hit the Cardinals when McCoy suffered a concussion after rushing for a first down on 3rd-n-1. Trace McSorley came in at QB and got the offense in position for another long Prater FG; this one was successful from 55 yards and put the Cardinals up 9-3. On the next snap from scrimmage, Latavius Murray raced 35 yards to the AZ45 and 6 plays later fellow RB Marlon Mack punched it in from 3 yards out. Now up 10-9, the Broncos subsequent possession saw them with a 1st-n-10 at the AZ25 when S Budda Baker intercepted Rypien's pass at the goal-line to halt the threat on the final play of the 3rd quarter. Following an Arizona 3-n-out, Denver took over at its own 44 and moved 56 yards in 6 plays; Murray's 10-yard TD run and the ensuing PAT made it 17-9 with 11:00 to play. The next series saw Simmons record his second INT of the game, after which the Broncos offense took over at the AZ5. Two plays later, Rypien found TE Eric Tomlinson in the end zone for a TD that made it 24-9 with 9:29 remaining. McSorley then completed 4 of 5 passes for 68 yards which set up a 1-yard TD run by James Conner. The Cards went for 2 but came away empty when officials didn't call defensive pass interference on a pass to WR DeAndre Hopkins. That score made it 24-15 and proved to be the game's final margin as Arizona's last possession ended on a Patrick Surtain INT. Both teams moved to 4-10 based on the outcome.

### SCORING DRIVES

TEAM	QTR	TIME	SCORING PLAY	ARI	DEN
Broncos	1	10:27	B.McManus 52 yd. Field Goal (10-41, 4:33)	0	3
Cardinals	2	10:35	M.Prater 45 yd. Field Goal (11-45, 4:57)	3	3
Cardinals	2	00:00	M.Prater 50 yd. Field Goal (4-19, 0:38)	6	3
Cardinals	3	08:55	M.Prater 55 yd. Field Goal (11-38, 6:05)	9	3
Broncos	3	05:58	M.Mack 3 yd. run (B.McManus kick) (7-80, 2:57)	9	10
Broncos	4	11:00	L.Murray 10 yd. run (B.McManus kick) (6-56, 2:55)	9	17
Broncos	4	09:29	E.Tomlinson 3 yd. pass from B.Rypien (B.McManus kick) (2-5, 0:41)	9	24
Cardinals	4	06:01	J.Conner 1 yd. run (pass failed) (7-78, 3:28)	15	24

### Team Statistics

	Cardinals	Broncos
First Downs	13	23
3rd-Down Eff. (Made/Att/Pct)	2/12/17%	4/11/36%
4th-Down Eff. (Made/Att/Pct)	0/0/0%	0/0/0%
Total Net Yards	240	324
Total Plays	59	67
Yards Per Play	4.1	4.8
Rushes/Net Yards	20/73	34/168
Net Passing	167	156
Pass Attempts/Completions	36/20	26/21
Had Intercepted	3	1
Sacked/Yards Lost	3/6	7/41
Punts/Average	6/49.8	5/44.8
Penalties/Yards	7/46	4/31
Fumbles/Lost	0/0	3/1
Possession Time	27:02	32:58

### ARIZONA CARDINALS

PASSING	ATT	CP	YDS	SK/YD	TD	LG	INT	RTG
Trace McSorley	15	7	95	1/2	0	29	2	27.8
Colt McCoy	21	13	78	2/4	0	16	1	49.3
<b>TOTAL</b>	<b>36</b>	<b>20</b>	<b>173</b>	<b>3/6</b>	<b>0</b>	<b>29</b>	<b>3</b>	<b>33.7</b>

RUSHING	ATT	YDS	AVG	LG	TD
James Conner	16	63	3.9	14	1
Trace McSorley	1	8	8.0	8	0
Colt McCoy	2	2	1.0	1	0
Keaontay Ingram	1	0	0.0	0	0
<b>TOTAL</b>	<b>20</b>	<b>73</b>	<b>3.7</b>	<b>14</b>	<b>1</b>

RECEIVING	NO	YDS	AVG	LG	TD
DeAndre Hopkins	7	60	8.6	18	0
Trey McBride	4	55	13.8	29	0
Marquise Brown	4	19	4.8	9	0
James Conner	3	28	9.3	16	0
Maxx Williams	2	11	5.5	6	0
<b>TOTAL</b>	<b>20</b>	<b>173</b>	<b>8.7</b>	<b>29</b>	<b>0</b>

TOP DEFENSE	TOT	SOLO	AST	SCK	YDS	INT
Jalen Thompson	9	3	6	0.0	0.0	0
Isaiah Simmons	8	5	3	0.0	0.0	0
Zaven Collins	8	2	6	0.0	0.0	0

FIELD GOALS	FGM/FGA	PERCENT	RESULTS
Matt Prater	3-3	100.0	45G, 50G, 55G
<b>TOTAL</b>	<b>3-3</b>	<b>100.0</b>	

### DENVER BRONCOS

PASSING	ATT	CP	YDS	SK/YD	TD	LG	INT	RTG
Brett Rypien	26	21	197	7/41	1	19	1	95.0
<b>TOTAL</b>	<b>26</b>	<b>21</b>	<b>197</b>	<b>7/41</b>	<b>1</b>	<b>19</b>	<b>1</b>	<b>95.0</b>

RUSHING	ATT	YDS	AVG	LG	TD
Latavius Murray	24	130	5.4	35	1
Marlon Mack	5	37	7.4	17	1
Devine Ozigbo	2	2	1.0	4	0
Andrew Beck	1	1	1.0	1	0
Brett Rypien	2	-2	-1.0	-1	0
<b>TOTAL</b>	<b>34</b>	<b>168</b>	<b>4.9</b>	<b>35</b>	<b>2</b>

RECEIVING	NO	YDS	AVG	LG	TD
Jerry Jeudy	7	76	10.9	19	0
Marlon Mack	4	26	6.5	10	0
Brandon Johnson	3	30	10.0	12	0
Eric Tomlinson	3	28	9.3	18	1
Latavius Murray	1	12	12.0	12	0
Greg Dulcich	1	11	11.0	11	0
Freddie Swain	1	9	9.0	9	0
Eric Saubert	1	5	5.0	5	0
<b>TOTAL</b>	<b>21</b>	<b>197</b>	<b>9.4</b>	<b>19</b>	<b>1</b>

TOP DEFENSE	TOT	SOLO	AST	SCK	YDS	INT
Josey Jewell	10	5	5	0.0	0.0	0
Alex Singleton	8	5	3	0.0	0.0	0
Pat Surtain II	6	4	2	0.0	0.0	1

FIELD GOALS	FGM/FGA	PERCENT	RESULTS
Brandon McManus	1-2	50.0	52G, 38WR
<b>TOTAL</b>	<b>1-2</b>	<b>50.0</b>	



# CARDINALS 2022 TEAM STATS

## WON 4, LOST 10

09/11	L	21-44	Kansas City	63,697
09/18	W	29-23 (OT)	at Las Vegas	61,707
09/25	L	12-20	L.A. Rams	63,243
10/02	W	26-16	at Carolina	69,810
10/09	L	17-20	Philadelphia	63,919
10/16	L	9-19	at Seattle	68,867
10/20	W	42-34	New Orleans	63,290
10/30	L	26-34	at Minnesota	66,742
11/06	L	21-31	Seattle	63,982
11/13	W	27-17	at L.A. Rams	71,752
11/21	L	10-38	San Francisco	78,427
11/27	L	24-25	L.A. Chargers	63,628
12/12	L	13-27	New England	63,251
12/18	L	15-24	at Denver	75,179

## 2022 TEAM STATISTICS

	ARI	OPP.
<b>FIRST DOWNS</b>	<b>277</b>	<b>301</b>
Rushing	94	99
Passing	162	184
Penalty	21	18
Third Down-Made/Att	69/193	70/162
Third Down Efficiency	35.8%	43.2%
Fourth Down-Made/Att	17/37	6/11
Fourth Down Efficiency	45.9%	54.5%
<b>TOTAL NET YARDS</b>	<b>4,580</b>	<b>4,926</b>
Avg. Per Game	327.1	351.9
Total Plays	951	875
Avg. Per Play	4.8	5.6
<b>NET YARDS RUSHING</b>	<b>1,565</b>	<b>1,600</b>
Avg. Per Game	111.8	114.3
Total Rushes	360	345
Avg. Per Rush	4.3	4.6
<b>NET YARDS PASSING</b>	<b>3,015</b>	<b>3,326</b>
Avg. Per Game	215.4	237.6
Sacked/Yards Lost	40/299	31/227
Gross Yards	3,314	3,553
Attempts/Completions	551/364	499/348
Pct. of Completion	66.1%	69.7%
Had Intercepted	13	9
<b>PUNTS/AVERAGE</b>	<b>56/47.3</b>	<b>58/47.5</b>
Net Punting Average	40.5	42.2
<b>PUNT RETURN/AVG.</b>	<b>27/6.9</b>	<b>34/8.9</b>
<b>KICKOFF RETURN/AVG.</b>	<b>25/22.0</b>	<b>15/20.0</b>
<b>INTERCEPTION RETURN/AVG.</b>	<b>9/23.0</b>	<b>13/9.6</b>
<b>PENALTIES/YARDS</b>	<b>97/742</b>	<b>82/647</b>
<b>FUMBLES/BALL LOST</b>	<b>22/5</b>	<b>22/8</b>
<b>TOUCHDOWNS</b>	<b>33</b>	<b>44</b>
Rushing	13	17
Passing	15	25
Returns	5	2
<b>EXTRA POINTS/ATTEMPTS</b>	<b>21/23</b>	<b>40/42</b>
<b>TWO POINT CONVERSION/ATT.</b>	<b>5/9</b>	<b>1/2</b>
<b>FIELD GOALS/ATTEMPTS</b>	<b>21/24</b>	<b>22/24</b>
<b>AVG. TIME OF POSSESSION</b>	<b>30:34</b>	<b>29:26</b>

SCORE BY PERIODS	Q1	Q2	Q3	Q4	OT	PTS
TEAM	29	108	53	96	6	292
OPPONENTS	64	110	95	103	0	372

SCORING	TD	RU	PA	RT	K-PAT	FG	2PT	S	PTS
M. Prater	0	0	0	0	14/14	15/17	0	0	59
J. Conner	7	6	1	0	0/0	0/0	0	0	42
Z. Ertz	4	0	4	0	0/0	0/0	2	0	28
K. Murray	3	3	0	0	0/0	0/0	1	0	20
M. Brown	3	0	3	0	0/0	0/0	0	0	18
D. Hopkins	3	0	3	0	0/0	0/0	0	0	18
E. Benjamin	2	2	0	0	0/0	0/0	1	0	14
G. Dortch	2	0	2	0	0/0	0/0	0	0	12
T. Vizcaino	0	0	0	0	3/3	2/2	0	0	9
M. Ammendola	0	0	0	0	2/3	2/3	0	0	8
R. Blankenship	0	0	0	0	2/3	2/2	0	0	8
A. Green	1	0	1	0	0/0	0/0	1	0	8
C. Banjo	1	0	0	1	0/0	0/0	0	0	6
Z. Collins	1	0	0	1	0/0	0/0	0	0	6
K. Ingram	1	1	0	0	0/0	0/0	0	0	6
R. Moore	1	0	1	0	0/0	0/0	0	0	6
B. Murphy Jr.	1	0	0	1	0/0	0/0	0	0	6
I. Simmons	1	0	0	1	0/0	0/0	0	0	6
D. Williams	1	1	0	0	0/0	0/0	0	0	6
M. Wilson	1	0	0	1	0/0	0/0	0	0	6
TEAM	33	13	15	5	21/23	21/24	5	0	292
OPPONENTS	44	17	25	2	40/42	22/24	1	0	372

**SACKS:** J. Watt 9.5, Z. Allen 5.5, I. Simmons 3.0, M. Sanders 3.0, M. Golden 2.5, C. Thomas 2.0, Z. Collins 2.0, J. Ledbetter 1.0, T. Hill 1.0, D. Gardeck 1.0, B. Murphy Jr. 0.5, **TM** 31.0, **OPP** 39.0  
**FUM/LOST:** K. Murray 8/2, J. Conner 3/1, D. Hopkins 2/1, C. McCoy 2/0, R. Hudson 2/0, G. Dortch 1/1, S. Harlow 1/0, T. McBride 1/0, M. Brown 1/0, B. Price 1/0, **TM** 22/5, **OPP** 22/8

PASSING	ATT	CMP	YDS	CMP%	YDS/ATT	TD	TD%	INT	INT%	LONG	SACK	LOST	RATING
K. Murray	390	259	2,368	66.4	6.1	14	3.6	7	1.8	38t	25	192	87.2
C. McCoy	132	90	780	68.2	5.9	1	0.8	3	2.3	47	13	97	76.6
T. McSorley	29	15	166	51.7	5.7	0	0.0	3	10.3	29	2	10	29.5
TEAM	551	364	3,314	66.1	6.0	15	2.7	13	2.4	47	40.0	299	81.4
OPPONENTS	499	348	3,553	69.7	7.1	25	5.0	9	1.8	64	31.0	227	99.1

RUSHING	NO.	YDS	AVG	LONG	TD
J. Conner	152	624	4.1	23	6
K. Murray	67	418	6.2	42	3
E. Benjamin	70	299	4.3	45	2
D. Williams	21	102	4.9	30	1
K. Ingram	23	53	2.3	13	1
C. McCoy	14	36	2.6	9	0
T. McSorley	5	34	6.8	14	0
G. Dortch	2	4	2.0	3	0
R. Moore	6	-5	-0.8	9	0
TEAM	360	1,565	4.3	45	13
OPPONENTS	345	1,600	4.6	44	17

RECEIVING	TAR	NO.	YDS	AVG	LONG	TD
M. Brown	88	57	584	10.2	26	3
D. Hopkins	86	63	713	11.3	33t	3
Z. Ertz	69	47	406	8.6	32	4
R. Moore	56	41	414	10.1	38t	1
J. Conner	47	36	228	6.3	21	1
A. Green	40	19	128	6.7	18	1
G. Dortch	39	34	324	9.5	47	2
E. Benjamin	33	24	184	7.7	22	0
T. McBride	22	16	129	8.1	29	0
R. Anderson	16	6	63	10.5	21	0
D. Williams	8	4	9	2.3	6	0
A. Baccellia	7	5	32	6.4	11	0
A. Isabella	5	2	21	10.5	11	0
S. Anderson	5	3	9	3.0	6	0
M. Williams	3	3	18	6.0	7	0
C. Clement	2	2	29	14.5	21	0
K. Ingram	2	2	23	11.5	24	0
TEAM	528	364	3,314	9.1	47	15
OPPONENTS	484	348	3,553	10.2	64	25

INTERCEPTIONS	NO.	YDS	AVG	LONG	TD
I. Simmons	2	61	30.5	56t	1
B. Baker	2	54	27.0	53	0
Z. Collins	2	40	20.0	30t	1
J. Thompson	2	-1	-0.5	0	0
M. Wilson	1	38	38.0	38t	1
D. Gardeck	1	24	24.0	24	0
A. Hamilton	1	0	0.0	0	0
TEAM	11	216	19.6	56	3
OPPONENTS	13	125	9.6	33	1

FUMBLES	FUM	LST	FF	REC	TD
K. Murray	8	2	0	6	0
G. Dortch	1	1	0	0	0
J. Conner	3	1	0	4	0
D. Hopkins	2	1	0	1	0
C. McCoy	2	0	0	0	0
B. Price	1	0	0	0	0
M. Brown	1	0	0	0	0
R. Hudson	2	0	0	0	0
K. Beachum	0	0	0	1	0
T. McBride	1	0	0	1	0
S. Harlow	1	0	0	0	0
T. McSorley	0	0	0	1	0
TEAM	22	5	0	14	0
OPPONENTS	22	8	0	8	0

PUNTING	NO.	YDS	AVG	NET	TB	IN	LG	B
A. Lee	56	2,647	47.3	40.5	4	13	65	0
TEAM	56	2,647	47.3	40.5	4	13	65	0
OPPONENTS	58	2,755	47.5	42.2	6	21	66	0

PUNT RETURNS	RET	FC	YDS	AVG	LONG	TD
G. Dortch	26	5	172	6.6	18	0
P. Cooper	1	3	15	15.0	15	0
TEAM	27	8	187	6.9	18	0
OPPONENTS	34	10	301	8.9	22	0

KICKOFF RETURNS	NO.	YDS	AVG	LONG	TD
G. Dortch	11	218	19.8	31	0
E. Benjamin	8	180	22.5	44	0
P. Cooper	6	153	25.5	30	0
TEAM	25	551	22.0	44	0
OPPONENTS	15	300	20.0	31	0

FIELD GOALS	1-19	20-29	30-39	40-49	50+
M. Prater	0/0	1/1	6/6	6/7	2/3
M. Ammendola	0/0	2/2	0/0	0/1	0/0
R. Blankenship	0/0	1/1	0/0	0/0	1/1
T. Vizcaino	0/0	0/0	1/1	1/1	0/0
TEAM	0/0	4/4	7/7	7/9	3/4
OPPONENTS	0/0	7/7	6/7	4/4	5/6

**2-Pt Conv:** Z. Ertz 2, A. Green 1, K. Murray 1, E. Benjamin 1, **TM** 5-9, **OPP** 1-2



# CARDINALS 2022 DEFENSIVE STATS



POS.	PLAYER	TKL.	AST.	COMB	TFL	SACKS/SK. YDS.	QH	FR	FF	INT./YDS.	PD
S	Baker, Budda	69	33	102	1	0.0/0.0	2	0	1	2/54	6
LB	Collins, Zaven	52	35	87	9	2.0/18.0	4	0	1	1/30	4
S	Thompson, Jalen	56	25	81	0	0.0/0.0	1	1	0	1/0	7
LB	Simmons, Isaiah	54	20	74	4	3.0/26.0	3	1	2	2/61	6
CB	Wilson, Marco	41	13	54	2	0.0/0.0	1	0	1	1/38	8
DL	Allen, Zach	23	24	47	10	5.5/40.5	20	0	0	0/0	8
LB	Niemann, Ben	24	22	46	2	0.0/0.0	1	1	0	0/0	1
LB	Golden, Markus	21	20	41	7	2.5/14.5	19	0	0	0/0	0
CB	Hamilton, Antonio	32	4	36	0	0.0/0.0	0	0	0	1/0	5
CB	Murphy Jr., Byron	29	7	36	3	0.5/5.0	1	2	0	0/0	4
DL	Watt, J.J.	21	6	27	12	9.5/75.0	19	1	1	0/0	6
LB	Vallejo, Tanner	14	11	25	1	0.0/0.0	2	0	0	0/0	1
DL	Fotu, Leki	11	14	25	1	0.0/0.0	2	0	0	0/0	0
LB	Sanders, Myjai	12	3	15	2	3.0/16.0	5	1	1	0/0	2
DL	Dogbe, Michael	8	7	15	0	0.0/0.0	0	0	0	0/0	0
DL	Ledbetter, Jonathan	5	10	15	1	1.0/7.0	1	0	0	0/0	0
LB	Gardeck, Dennis	11	3	14	1	1.0/8.0	3	0	1	1/24	1
LB	Dimukeje, Victor	10	3	13	0	0.0/0.0	1	0	0	0/0	0
LB	Vigil, Nick	7	6	13	1	0.0/0.0	0	0	0	0/0	1
CB	Mullen Jr., Trayvon	9	3	12	0	0.0/0.0	1	0	1	0/0	1
CB	Whittaker, Jace	8	4	12	0	0.0/0.0	0	0	0	0/0	1
LB	Thomas, Cameron	4	7	11	2	2.0/9.0	3	0	0	0/0	1
DL	Lawrence, Rashard	8	2	10	3	0.0/0.0	0	0	1	0/0	0
CB	Matthew, Christian	6	2	8	0	0.0/0.0	0	0	0	0/0	2
DL	Hill, Trysten	4	1	5	3	1.0/8.0	2	0	0	0/0	0
LB	Turner, Ezekiel	4	1	5	1	0.0/0.0	0	0	1	0/0	0
S	Banjo, Chris	3	1	4	0	0.0/0.0	0	1	0	0/0	0
LB	Kennard, Devon	1	2	3	0	0.0/0.0	1	0	0	0/0	0
DL	Woods, Antwaun	2	0	2	1	0.0/0.0	0	0	0	0/0	0
DL	Jones, Manny	0	2	2	0	0.0/0.0	0	0	0	0/0	0
LB	Luketa, Jesse	1	0	1	1	0.0/0.0	0	0	0	0/0	0
CB	Hairston, Nate	0	1	1	0	0.0/0.0	0	0	0	0/0	0
<b>TOTALS</b>		<b>550</b>	<b>292</b>	<b>842</b>	<b>68</b>	<b>31.0/227.0</b>	<b>92</b>	<b>8</b>	<b>11</b>	<b>9/207</b>	<b>65</b>

POS.	PLAYER	TKL.	AST.	COMB.		DEFENSIVE SCORES
TE	Anderson, Stephen	6	4	10	INT (3)	(:57) (Shotgun) A.Dalton pass short middle intended for C.Olave INTERCEPTED by I.Simmons at ARZ 44. I.Simmons for 56 yards. <b>vs. NO (10/20/22)</b>
LB	Gardeck, Dennis	8	0	8		(2:00) (Shotgun) A.Dalton pass short middle intended for M.Callaway INTERCEPTED by M.Wilson at NO 38. M.Wilson for 38 yards. <b>vs. NO (10/20/22)</b>
LB	Turner, Ezekiel	4	3	7		(9:26) (Shotgun) G.Smith pass short right intended for K.Walker INTERCEPTED by Z.Collins at SEA 30. Z.Collins for 30 yards. <b>vs. SEA (11/06/22)</b>
LB	Vallejo, Tanner	3	4	7		(4:05) (Shotgun) D.Carr pass short left to H.Renfrow to ARZ 38 for 1 yard (I.Simmons). FUMBLES (I.Simmons), TOUCHED AT ARZ 39, RECOVERED BY ARZ-B.MURPHY AT ARZ 41. B.MURPHY FOR 59 YARDS. THE REPLAY OFFICIAL REVIEWED THE RUNNER BROKE THE PLANE RULING, AND THE PLAY WAS UPHeld. The ruling on the field stands. <b>@ LV (09/18/22)</b>
CB	Hamilton, Antonio	6	0	6		(:59) (Punt formation) M.Dickson up the middle to SEA -2 for -12 yards (E.Turner). FUMBLES (E.Turner), RECOVERED BY ARZ-C.BANJO AT SEA -4. <b>@ SEA (10/16/22)</b>
LB	Grugier-Hill, Kamu	4	1	5	FR (2)	
LB	Dimukeje, Victor	3	2	5		
S	Banjo, Chris	2	3	5		
CB	Matthew, Christian	1	3	4		
LS	Brewer, Aaron	2	1	3		
LB	Niemann, Ben	2	1	3		
TE	McBride, Trey	2	0	2		
S	Washington, Charles	2	0	2		
RB	Benjamin, Eno	1	0	1		
LB	Luketa, Jesse	1	0	1	Safety (0)	
CB	Mullen Jr., Trayvon	1	0	1		
RB	Ward, Jonathan	1	0	1	FR (1)	(:59) (Punt formation) M.Dickson up the middle to SEA -2 for -12 yards (E.Turner). FUMBLES (E.Turner), RECOVERED BY ARZ-C.BANJO AT SEA -4. <b>@ SEA (10/16/22)</b>
DL	Ledbetter, Jonathan	0	1	1		
<b>TOTALS</b>		<b>49</b>	<b>23</b>	<b>72</b>		<b>SPECIAL TEAMS BIG PLAYS</b>



# CARDINALS GAME-BY-GAME OFFENSE

## 2022 REGULAR SEASON CARDINALS GAME-BY-GAME OFFENSE

	09/11	09/18	09/25	10/02	10/09	10/16	10/20	10/30	11/06	11/13	11/21	11/27	12/12	12/18	12/25	01/01	01/08	Totals
	vs. KC	@ LV	vs. LAR	@ CAR	vs. PHI	@ SEA	vs. NO	@ MIN	vs. SEA	@ LAR	vs. SF	vs. LAC	vs. NE	@ DEN	vs. TB	@ ATL	@ SF	
<b>FIRST DOWNS</b>																		
Total	18	28	23	20	23	15	21	25	15	18	19	20	19	13				277
Rushing	6	11	8	8	7	5	9	5	5	6	6	9	5	4				94
Passing	12	13	15	10	16	10	9	17	8	11	12	10	11	8				162
Penalty	0	4	0	2	0	0	3	3	2	1	1	1	3	1				21
<b>THIRD DOWNS</b>																		
Attempts	12	13	18	15	14	16	10	11	14	15	16	13	14	12				193
Converted	3	3	6	6	8	4	3	4	6	5	8	7	4	2				69
Percentage	25.0%	23.1%	33.3%	40.0%	57.1%	25.0%	30.0%	36.4%	42.9%	33.3%	50.0%	53.8%	28.6%	16.7%				35.8%
<b>FOURTH DOWNS</b>																		
Attempts	4	5	5	2	1	5	1	1	2	3	2	1	5	0				37
Converted	3	3	4	0	1	1	1	0	0	3	0	0	1	0				17
Percentage	75.0%	60.0%	80.0%	0.0%	100.0%	20.0%	100.0%	0.0%	0.0%	100.0%	0.0%	0.0%	20.0%	0				45.9%
<b>TOT. OFFENSE</b>																		
Net Yards	282	413	365	338	363	315	326	375	262	298	314	366	323	240				4,580
Plays	63	78	81	70	69	71	60	70	61	65	71	64	69	59				951
Avg./Play	4.5	5.3	4.5	4.8	5.3	4.4	5.4	5.4	4.3	4.6	4.4	5.7	4.7	4.1				4.8
<b>RUSHING</b>																		
Net Yards	103	143	70	132	124	144	137	78	122	78	67	181	113	73				1,565
Rush. Att.	22	28	21	37	26	28	29	22	21	26	24	34	22	20				360
Avg./Att.	4.7	5.1	3.3	3.6	4.8	5.1	4.7	3.5	5.8	3.0	2.8	5.3	5.1	3.7				4.3
<b>PASSING</b>																		
Net Yards	179	270	295	206	239	171	189	297	140	220	247	185	210	167				3,015
Attempts	38	49	58	32	42	37	29	44	35	37	44	29	41	36				551
Completions	24	31	37	23	28	23	20	31	25	26	30	18	28	20				364
Intercepted	0	1	0	1	1	1	0	2	0	0	2	1	1	3				13
Gross Yards	205	277	314	207	250	222	204	326	175	238	277	191	255	173				3,314
Sacked	3.0	1.0	2.0	1.0	1.0	6.0	2.0	4.0	5.0	2.0	3.0	1.0	6.0	3.0				40.0
Yards Lost	26	7	19	1	11	51	15	29	35	18	30	6	45	6				299
<b>ADVANCES</b>																		
Rushes	22	28	21	37	26	28	29	22	21	26	24	34	22	20				360
Completions	24	31	37	23	28	23	20	31	25	26	30	18	28	20				364
Totals	46	59	58	60	54	51	49	53	46	52	54	52	50	40				724
Total Drives	11	9	9	12	9	11	10	12	10	11	11	11	12	13				151
<b>PENALTIES</b>																		
Number	5	12	6	7	2	6	4	10	12	10	5	3	8	7				97
Yards	49	120	50	61	15	53	20	67	77	67	50	19	48	46				742
<b>FUMBLES</b>																		
Number	3	0	1	2	0	3	2	2	3	2	1	1	2	0				22
Lost	0	0	0	0	0	1	0	1	1	0	0	1	1	0				5
<b>PUNTING</b>																		
Yards	255	136	160	170	196	162	177	139	288	237	181	150	97	299				2,647
Punts	5	3	4	3	4	4	4	3	6	5	4	3	2	6				56
Net Avg.	42.2	38.7	29.0	40.7	43.5	38.5	32.3	44.3	44.2	37.4	42.0	41.7	45.0	46.0				40.5
Gross Avg.	51.0	45.3	40.0	56.7	49.0	40.5	44.3	46.3	48.0	47.4	45.3	50.0	48.5	49.8				47.3
<b>SCORING</b>																		
Points	21	29	12	26	17	9	42	26	21	27	10	24	13	15				292
Q1	0	0	0	0	0	3	3	3	7	3	3	7	0	0				29
Q2	7	0	6	3	10	0	25	7	0	14	7	10	13	6				108
Q3	0	7	3	7	0	6	7	13	7	0	0	0	0	3				53
Q4	14	16	3	16	7	0	7	3	7	10	0	7	0	6				96
OT	0	6	0	0	0	0	0	0	0	0	0	0	0	0				6
TD Rushing	1	2	0	1	1	0	2	0	0	2	1	1	1	1				13
TD Passing	2	1	0	2	1	0	1	3	2	1	0	2	0	0				15
TD KO Returns	0	0	0	0	0	0	0	0	0	0	0	0	0	0				0
TD Punt Returns	0	0	0	0	0	0	0	0	0	0	0	0	0	0				0
TD Sp. Teams	0	0	0	0	0	1	0	0	0	0	0	0	0	0				1
TD Def. Returns	0	1	0	0	0	0	2	0	1	0	0	0	0	0				4
FG Attempts	0	0	4	2	2	1	2	2	0	2	1	2	3	3				24
FG Made	0	0	4	2	1	1	2	2	0	2	1	1	2	3				21
Safety	0	0	0	0	0	0	0	0	0	0	0	0	0	0				0
2-Pt Attempts	2	2	0	1	0	0	2	1	0	0	0	0	0	1				9
2-Pt Made	1	2	0	0	0	0	2	0	0	0	0	0	0	0				5
Time of Possession	25:18	36:22	33:56	38:35	25:21	30:44	30:58	30:33	25:29	32:01	30:51	30:35	33:31	27:02				30:48



# CARDINALS GAME-BY-GAME DEFENSE



## 2022 REGULAR SEASON CARDINALS GAME-BY-GAME DEFENSE

	09/11	09/18	09/25	10/02	10/09	10/16	10/20	10/30	11/06	11/13	11/21	11/27	12/12	12/18	12/25	01/01	01/08	Totals
	vs. KC	@ LV	vs. LAR	@ CAR	vs. PHI	@ SEA	vs. NO	@ MIN	vs. SEA	@ LAR	vs. SF	vs. LAC	vs. NE	@ DEN	vs. TB	@ ATL	@ SF	
<b>FIRST DOWNS</b>																		
Total	33	20	15	11	24	19	25	25	27	18	21	22	18	23				301
Rushing	7	4	5	3	12	7	7	11	10	6	7	4	4	12				99
Passing	22	14	10	8	12	10	17	11	14	12	13	18	13	10				184
Penalty	4	2	0	0	0	2	1	3	3	0	1	0	1	1				18
<b>THIRD DOWNS</b>																		
Attempts	8	11	8	10	13	14	13	13	15	11	11	13	11	11				162
Converted	5	6	3	2	6	4	6	6	10	3	6	6	3	4				70
Percentage	62.5%	54.5%	37.5%	20.0%	46.2%	28.6%	46.2%	46.2%	66.7%	27.3%	54.5%	46.2%	27.3%	36.4%				43.2%
<b>FOURTH DOWNS</b>																		
Attempts	1	0	0	3	1	1	1	1	1	2	0	0	0	0				11
Converted	1	0	0	1	1	0	1	0	0	2	0	0	0	0				6
Percentage	100.0%	0	0	33.3%	100.0%	0.0%	100.0%	0.0%	0.0%	100.0%	0	0	0	0				54.5%
<b>TOT. OFFENSE</b>																		
Net Yards	488	324	339	220	357	296	494	381	421	256	387	311	328	324				4,926
Plays	66	61	46	51	71	66	71	68	70	60	57	64	57	67				875
Avg./Play	7.4	5.3	7.4	4.3	5.0	4.5	7.0	5.6	6.0	4.3	6.8	4.9	5.8	4.8				5.6
<b>RUSHING</b>																		
Net Yards	128	80	100	40	139	136	85	173	158	66	159	65	103	168				1,600
Rush. Att.	27	21	20	13	33	30	22	29	34	20	28	13	21	34				345
Avg./Att.	4.7	3.8	5.0	3.1	4.2	4.5	3.9	6.0	4.6	3.3	5.7	5.0	4.9	4.9				4.6
<b>PASSING</b>																		
Net Yards	360	244	239	180	218	160	409	208	263	190	228	246	225	156				3,326
Attempts	39	39	25	36	36	31	49	36	34	37	29	47	35	26				499
Completions	30	25	18	22	26	20	32	24	26	25	20	35	24	21				348
Intercepted	0	0	0	2	0	0	3	0	1	1	0	0	1	1				9
Gross Yards	360	252	249	197	239	197	409	232	275	209	228	274	235	197				3,553
Sacked	0.0	1.0	1.0	2.0	2.0	5.0	0.0	3.0	2.0	3.0	0.0	4.0	1.0	7.0				31.0
Yards Lost	0	8	10	17	21	37	0	24	12	19	0	28	10	41				227
<b>ADVANCES</b>																		
Rushes	27	21	20	13	33	30	22	29	34	20	28	13	21	34				345
Completions	30	25	18	22	26	20	32	24	26	25	20	35	24	21				348
Totals	57	46	38	35	59	50	54	53	60	45	48	48	45	55				693
Total Drives	10	9	10	11	9	12	12	13	12	11	11	11	12	13				156
<b>PENALTIES</b>																		
Number	3	10	6	6	3	6	8	10	6	5	3	4	8	4				82
Yards	25	68	35	76	30	44	49	86	34	29	30	30	80	31				647
<b>FUMBLES</b>																		
Number	5	2	1	2	1	2	0	1	1	2	0	1	1	3				22
Lost	1	1	1	1	0	1	0	1	0	1	0	0	0	1				8
<b>PUNTING</b>																		
Yards	108	161	135	209	184	293	94	233	160	252	215	234	253	224				2,755
Punts	2	3	3	4	4	6	2	5	3	5	4	6	6	5				58
Net Avg.	44.5	46.7	41.0	49.3	43.5	43.0	47.0	44.0	51.0	38.4	45.0	36.5	32.7	42.6				42.2
Gross Avg.	54.0	53.7	45.0	52.3	46.0	48.8	47.0	46.6	53.3	50.4	53.8	39.0	42.2	44.8				47.5
<b>SCORING</b>																		
Points	44	23	20	16	20	19	34	34	31	17	38	25	27	24				372
Q1	14	7	10	0	7	3	7	7	3	3	0	0	0	3				64
Q2	9	13	3	10	7	6	7	7	7	0	17	14	10	0				110
Q3	14	3	7	0	3	3	3	14	7	7	14	3	10	7				95
Q4	7	0	0	6	3	7	17	6	14	7	7	8	7	14				103
OT	0	0	0	0	0	0	0	0	0	0	0	0	0	0				0
TD Rushing	1	0	2	0	2	1	0	3	2	1	1	0	2	2				17
TD Passing	5	2	0	1	0	0	4	2	2	1	4	3	0	1				25
TD KO Returns	0	0	0	0	0	0	0	0	0	0	0	0	0	0				0
TD Punt Returns	0	0	0	0	0	0	0	0	0	0	0	0	0	0				0
TD Sp. Teams	0	0	0	0	0	0	0	0	0	0	0	0	0	0				0
TD Def. Returns	0	0	0	1	0	0	0	0	0	0	0	0	1	0				2
FG Attempts	1	3	2	1	2	4	2	1	1	1	1	1	2	2				24
FG Made	1	3	2	1	2	4	2	0	1	1	1	1	2	1				22
Safety	0	0	0	0	0	0	0	0	0	0	0	0	0	0				0
2-Pt Attempts	0	0	0	1	0	0	0	0	0	0	0	1	0	0				2
2-Pt Made	0	0	0	0	0	0	0	0	0	0	0	1	0	0				1
Time of Possession	34:42	29:47	26:04	21:25	34:39	29:16	29:02	29:27	34:31	27:59	29:09	29:25	26:29	32:58				29:38



# THE LAST TIME - REGULAR SEASON

## RUSHING

### 200 Yards Rushing

By Cardinals: 228, Beanie Wells at St. Louis, Nov. 27, 2011 (27 att., 1 TD)  
By Opponent: 228, Clinton Portis at Denver, Dec. 29, 2002 (24 att., 2 TD)

### 150 Yards Rushing

By Cardinals: 164, Kenyan Drake at Dallas, Oct. 19, 2020 (20 att., 2 TD)  
By Opponent: 190, Rashaad Penny vs. Seattle, Jan. 9, 2022 (23 att., 1 TD)

### 100 Yards Rushing

By Cardinals: 120, James Conner vs. LA Chargers, Nov. 27, 2022 (25 att., 0 TD)  
By Opponent: 130, Latavius Murray at Denver, Dec. 18, 2022 (24 att., 1 TD)

### Two 100-Yard Rushers

By Cardinals: 126 yards, Ottis Anderson/102 yards, Wayne Morris at New Orleans, Oct. 5, 1980  
By Opponent: 128 yards, Marshawn Lynch/108 yards, Robert Turbin at Seattle, Dec. 9, 2012

### Four Rushing Touchdowns

By Cardinals: Kenyan Drake vs. Cleveland, Dec. 15, 2019 (5, 1, 1, 17 yards)  
By Opponent: Shaun Alexander at Seattle, Sep. 25, 2005 (25, 1, 1, 1 yards)

### Three Rushing Touchdowns

By Cardinals: Kenyan Drake (4) vs. Cleveland, Dec. 15, 2019 (5, 1, 1, 17 yards)  
By Opponent: Todd Gurley at LA Rams, Sep. 16, 2018 (11, 1, 2 yards)

### Two Rushing Touchdowns

By Cardinals: James Conner at LA Rams, Nov. 13, 2022 (4, 9 yards)  
By Opponent: Kenneth Walker III vs. Seattle, Nov. 6, 2022 (1, 5 yards)

## PASSING

### 500 Yards Passing

By Cardinals: 522, Boomer Esiason at Washington, Nov. 10, 1996-OT (35 comp., 59 att.)  
By Opponent: Never happened

### 400 Yards Passing

By Cardinals: 400, Kyler Murray vs. Minnesota, Sep. 19, 2021 (29 comp., 36 att.)  
By Opponent: 424, Jared Goff vs. LA Rams, Dec. 1, 2019 (32 comp., 43 att.)

### 300 Yards Passing

By Cardinals: 326, Kyler Murray at Minnesota, Oct. 30, 2022 (31 comp., 44 att.)  
By Opponent: 361, Andy Dalton vs. New Orleans Oct. 20 2022 (30 comp., 47 att.)

### Six Touchdown Passes

By Cardinals: Charley Johnson vs. New Orleans, Nov. 2, 1969 (32, 14, 28, 31, 26, 14 yards)  
By Opponent: Brett Favre at NY Jets, Sep. 28, 2008 (12, 34, 2, 17, 40, 24 yards)

### Five Touchdown Passes

By Cardinals: Kurt Warner at Chicago, Nov. 8, 2009 (11, 6, 17, 15, 4 yards)  
By Opponent: Patrick Mahomes vs. Kansas City, Sep. 11, 2022 (9, 3, 4, 1, 2 yards)

### Four Touchdown Passes

By Cardinals: Kyler Murray at Cleveland, Oct. 17, 2021 (21, 13, 9, 14 yards)  
By Opponent: Jimmy Garoppolo vs. San Francisco, Nov. 21, 2022 (7, 39, 13, 32 yards)

### Three Touchdown Passes

By Cardinals: Kyler Murray at Minnesota, Oct. 30, 2022 (6, 8, 38 yards)  
By Opponent: Jimmy Garoppolo vs. San Francisco, Nov. 21 2022 (7, 39, 13, 32 yards)

## RECEIVING

### 200 Yards Receiving

By Cardinals: 217, Anquan Boldin at Detroit, Sep. 7, 2003 (10 rec., 2 TD)  
By Opponent: 200, Tyler Lockett vs. Seattle, Oct. 25, 2020 (15 rec., 3 TD)

### 150 Yards Receiving

By Cardinals: 159, DeAndre Hopkins at Minnesota, Oct. 30, 2022 (12 rec., 1 TD)  
By Opponent: 200, Tyler Lockett vs. Seattle, Oct. 25, 2020 (15 rec., 3 TD)

### 100 Yards Receiving

By Cardinals: 103, Greg Dortch vs. San Francisco, Nov. 21, 2022 (12 rec., 1 TD)  
By Opponent: 106, Chris Olave vs. New Orleans, Oct. 20, 2022 (7 rec.)

### Two 100-Yard Receivers

By Cardinals: 112, A.J. Green (5 rec.), 104, Christian Kirk (7 rec.) at Jacksonville, Sep. 26, 2021  
By Opponent: 172, Robert Woods (13 rec.), 107, Tyler Higbee (7 rec., 1 TD) vs. LA Rams, Dec. 1, 2019

### Four Receiving Touchdowns

By Cardinals: Roy Green vs. Seattle, Nov. 13, 1983 (15, 23, 7, 63 yards)  
By Opponent: Earnest Gray vs. NY Giants, Sep. 7, 1980 (10, 37, 42, 20 yards)

### Three Receiving Touchdowns

By Cardinals: Christian Kirk at Tampa Bay, Nov. 10, 2019 (33, 69, 15 yards)  
By Opponent: Tyler Lockett vs. Seattle, Oct. 25, 2020 (3, 47, 3 yards)

### Two Receiving Touchdowns

By Cardinals: Antoine Wesley at Dallas, Jan. 2, 2022 (1, 19 yards)  
By Opponent: Brandon Aiyuk/George Kittle vs. San Francisco, Nov. 22, 2022 (7,13 yards / 39, 32 yards)

### 10 or More Receptions in a Game

By Cardinals: DeAndre Hopkins (10 for 98 yards) at LA Rams, Nov. 13, 2022  
By Opponent: Austin Ekeler (11 for 60 yards) vs. LA Chargers, Nov. 27, 2022

## COMBOS

### 100-Yard Rusher/100-Yard Receiver

By Cardinals: Kenyan Drake, 100 rushing yards/DeAndre Hopkins, 127 receiving yards vs. Buffalo, Nov. 15, 2020  
By Opponent: Latavius Murray, 102 rushing yards/Michael Thomas, 112 receiving yards at New Orleans, Oct. 27, 2019

### 100-Yard Rusher/Two 100-Yard Receivers

By Cardinals: Johnny Johnson, 103 rushing yards/Ernie Jones, 117 receiving yards/Roy Green, 120 receiving yards vs. Green Bay, Nov. 18, 1990  
By Opponent: Marshawn Lynch, 113 rushing yards/Luke Willson, 139 receiving yards/Doug Baldwin, 113 receiving yards vs. Seattle, Dec. 21, 2014

### 100-Yard Rusher/100-Yard Receiver/300-Yard Passer

By Cardinals: Chris Johnson, 109 rushing yards/Michael Floyd, 106 receiving yards/Carson Palmer 374 passing yards at Cleveland, Nov. 1, 2015  
By Opponent: Latavius Murray, 102 rushing yards/Michael Thomas, 112 receiving yards/Drew Brees, 373 passing yards at New Orleans, Oct. 27, 2019

### Two 100-Yard Receivers/300-Yard Passer

By Cardinals: A.J. Green, 112; Christian Kirk, 104; Kyler Murray, 316, at Jacksonville, Sep. 26, 2021  
By Opponent: Robert Woods, 172; Tyler Higbee, 107; Jared Goff, 424 vs. LA Rams, Dec. 1, 2019

## SCORING

### Four Total Touchdowns

By Cardinals: Kenyan Drake vs. Cleveland, Dec. 15, 2019 (4 rush)  
By Opponent: Brian Westbrook at Philadelphia, Nov. 27, 2008 (2 rush, 2 rec.)

### Three Total Touchdowns

By Cardinals: James Conner at San Francisco, Nov. 7, 2021 (2 rush, 1 rec.)  
By Opponent: Tyler Lockett vs. Seattle, Oct. 25, 2020 (3 rec.)

### Two-Point Conversion

By Cardinals: Zach Ertz reception vs. New Orleans, Oct. 20, 2022  
By Opponent: Austin Ekeler reception vs. LA Chargers, Nov. 27, 2022

### Multiple Two-Point Conversions

By Cardinals: Eno Benjamin run; Zach Ertz reception vs. New Orleans, Oct. 20, 2022  
By Opponent: Todd Gurley run (2x); Malcom Brown reception vs. LA Rams Sep. 16, 2018

### Safety

By Cardinals: Intentional grounding by Jalen Hurts in end zone vs. Philadelphia, Dec. 20, 2020  
By Opponent: Intentional grounding by Kyler Murray in end zone vs. Indianapolis, Dec. 25, 2021

## KICKING

### Six Field Goals

By Cardinals: Neil Rackers vs. San Francisco, Oct. 2, 2005 (40, 45, 48, 23, 43, 24 yards)  
By Opponent: Never happened

### Five Field Goals

By Cardinals: Phil Dawson at Washington, Dec. 17, 2017 (40, 35, 19, 34, 32 yards)  
By Opponent: Robbie Gould vs. San Francisco, Oct. 1, 2017 (49, 39, 47, 48, 23 yards)

### Four Field Goals

By Cardinals: Matt Prater vs. LA Rams, Sep. 25, 2022 (23, 43, 49, 31 yards)  
By Opponent: Jason Myers at Seattle, Oct. 16, 2021 (39, 27, 34, 32 yards)

### Three Field Goals

By Cardinals: Matt Prater at Denver, Dec. 18, 2022 (45, 50, 55, yards)  
By Opponent: Jason Myers at Seattle, Oct. 16, 2022 (39, 27, 34, 32 yards)





## Missed Point-After-Touchdown

By Cardinals: Rodrigo Blankenship vs. New Orleans, Oct. 20, 2022 (wide left)  
By Opponent: Greg Joseph at Minnesota, Oct 30, 2022 (hit left upright)

## Blocked Punt

By Cardinals: Ezekiel Turner vs. Philadelphia, Dec. 20, 2020 (Cameron Johnston punt)  
By Opponent: Michael Thomas at NY Giants, Oct. 20, 2019 (Andy Lee Punt)

## Blocked Punt Return For Touchdown

By Cardinals: Dennis Gardeck (Cameron Malveaux block) at Seattle, Dec. 30, 2018, 0 yards (Michael Dickson punt)  
By Opponent: Elijah Penny (Michael Thomas block) at NY Giants, Oct. 20, 2019, 0 yards (Andy Lee punt)

## Blocked Field Goal Attempt

By Cardinals: Leki Fotu at Minnesota, Oct. 30, 2022 (Greg Joseph 45-yard attempt)  
By Opponent: A'Shawn Robinson at LA Rams, Jan. 3, 2021 (Mike Nugent 37-yard attempt)

## Blocked Field Goal Attempt For Touchdown

By Cardinals: Justin Bethel (Adrian Wilson block) vs. Chicago, Dec. 23, 2012, 82 yards (Olindo Mare kick)  
By Opponent: Mike Bass (Verlon Biggs block) at Washington, Sep. 24, 1972, 32 yards (Jim Bakken kick)

## RETURNS

### Punt Return For Touchdown

By Cardinals: Ted Ginn, Jr. at NY Giants, Sep. 14, 2014, 71 yards (Steve Weatherford punt)  
By Opponent: Diontae Johnson vs. Pittsburgh, Dec. 8, 2019, 85 yards (Andy Lee punt)

### Kickoff Return For Touchdown

By Cardinals: David Johnson at Chicago, Sep. 20, 2015, 108 yards (Robbie Gould kickoff)  
By Opponent: Tyler Lockett at Seattle, Dec. 31, 2017, 99 yards (Phil Dawson kickoff)

### Interception Return For Touchdown

By Cardinals: Zaven Collins vs. Seattle, Nov. 6, 2022 (30 yards, Geno Smith pass)  
By Opponent: Frankie Luvu at Carolina, Oct. 2, 2022 (33 yards, Kyler Murray pass)

### Fumble Return For Touchdown

By Cardinals: Chris Banjo at Seattle, Oct. 16, 2022 (fumble recovery in end zone on punt attempt, Matt Dickson fumble)  
By Opponent: Raekwon McMillan vs. New England, Dec. 12, 2022, 23 yards (De'Andre Hopkins fumble)

## DEFENSE

### Four Interceptions

By Cardinals: Kwamie Lassiter vs. San Diego, Dec. 27, 1998  
By Opponent: Never happened

### Three Interceptions

By Cardinals: Antrel Rolle at Cincinnati, Nov. 18, 2007  
By Opponent: Marcus Trufant at Seattle, Dec. 9, 2007

### Two Interceptions

By Cardinals: Byron Murphy Jr. at Jacksonville, Sep. 26, 2021  
By Opponent: Justin Simmons at Denver, Dec. 18, 2022

### Two Interceptions By Teammates

By Cardinals: At Washington, Oct. 16, 1994 (Aeneas Williams and James Williams)  
By Opponent: At Seattle, Dec. 9, 2012 (Richard Sherman and Bobby Wagner)

### Four Quarterback Sacks

By Cardinals: Chandler Jones (5.0) at Tennessee, Sep. 12, 2021  
By Opponent: Cameron Wake (4.5) vs. Miami, Sep. 30, 2012

### Three Quarterback Sacks

By Cardinals: J.J. Watt at Denver, Dec. 18, 2022  
By Opponent: Josh Uche vs. New England, Dec. 12, 2022

### Two Quarterback Sacks By Teammates

By Cardinals: at Cleveland, Oct. 17, 2021 (Markus Golden 2.0, Jordan Hicks 2.0)  
By Opponent: vs. Carolina, Sep. 22, 2019 (Mario Addison 3.0, Christian Miller 2.0)

### Two Opponent Fumble Recoveries

By Cardinals: Jordan Hicks at San Francisco, Nov. 7, 2021  
By Opponent: J.J. Watt vs. Houston, Nov. 10, 2013

## TEAM SCORING

### 50 Points Scored By Team

By Cardinals: St. Louis 56 at Minnesota 14, Oct. 6, 1963  
By Opponent: Arizona 0 at Seattle 58, Dec. 9, 2012

### 40 Points Scored By Team

By Cardinals: Arizona 42, vs. New Orleans 34, Oct. 20, 2022  
By Opponent: Arizona 21, vs. Kansas City 44, Sep. 11, 2022

### 20 First-Quarter Points

By Cardinals: 21 vs. San Francisco, Sep. 10, 2006  
By Opponent: 21 vs. Denver, Oct. 18, 2018

### 20 Second-Quarter Points

By Cardinals: 25 vs. New Orleans, Oct. 20, 2022  
By Opponent: 20 vs. Philadelphia, Dec. 20, 2020

### 20 Third-Quarter Points

By Cardinals: 21 vs. Green Bay, Dec. 27, 2015  
By Opponent: 21 at San Francisco, Jan. 2, 2011

### 20 Fourth-Quarter Points

By Cardinals: 20 at Seattle, Dec. 24, 2016  
By Opponent: 21 vs. LA Rams, Dec. 6, 2020

### 30 One-Half Points

By Cardinals: 31 in first half vs. San Francisco, Sep. 27, 2015  
By Opponent: 35 in first half vs. Denver, Oct. 18, 2018

### Score Touchdown In Each Quarter

By Cardinals: at Cleveland, Oct. 17, 2021 (7, 16, 7, 7 points)  
By Opponent: at Minnesota, Oct. 30, 2022 (7, 7, 14, 6 points)

## OFFENSE

### 500 Yards Total Offense

By Cardinals: 503 vs. Minnesota, Sep. 19, 2021  
By Opponent: 572 vs. Seattle, Oct. 25, 2020

### No Sacks/No Interceptions Allowed

By Cardinals: vs. Indianapolis, Dec. 25, 2021  
By Opponent: vs. San Francisco, Nov. 21, 2022

## DEFENSE

### Shutout

By Cardinals: Arizona 23, vs. NY Giants 0, Dec. 24, 2017 (State Farm Stadium)  
By Opponent: Arizona 0, at LA Rams 34, Sep. 16, 2018 (Los Angeles Memorial Coliseum)

### Shutout At Home

By Cardinals: Arizona 23, vs. NY Giants 0, Dec. 24, 2017 (State Farm Stadium)  
By Opponent: Arizona 0, vs. Seattle 38, Sep. 14, 2003 (Sun Devil Stadium)

### Shutout On The Road

By Cardinals: Arizona 38, at Dallas 0, Nov. 16, 1970 (Cotton Bowl)  
By Opponent: Arizona 0, at LA Rams 34, Sep. 16, 2018 (Los Angeles Memorial Coliseum)

## MISCELLANEOUS

### Overtime Win At Home

By Cardinals: vs. Seattle, Oct. 25, 2020, 37-34 (State Farm Stadium)  
By Opponent: Oct. 14, 2012 vs. Buffalo, 19-16 (State Farm Stadium)

### Overtime Win On The Road

By Cardinals: Sep. 18, 2022 at Las Vegas, 29-23 (Allegiant Stadium)  
By Opponent: Nov. 7, 2010 at Minnesota, 27-24 (Metrodome)

### 10 Or More Penalties

By Cardinals: 10, at LA Rams Nov. 13, 2022 (67 yards)  
By Opponent: 10, at Minnesota, Oct. 30, 2022 (86 yards)

### Tie Game

By Cardinals: Sep. 8, 2019 vs. Detroit, 27-27

### Over 40:00 Time of Possession (Non-OT)

By Cardinals: 40:22 at Seattle, Nov. 21, 2021  
By Opponent: 40:12 at San Francisco, Oct. 7, 2018



# CARDINALS MISCELLANEOUS STATS

Season Record.....	4-10	At Home.....	1-6	When won coin toss.....	3-5
In NFC West Games.....	1-4	On the Road/Neutral Site.....	3-4	When lost coin toss.....	1-5
In NFC East Games.....	0-1	Outdoors.....	2-5	When scored first.....	0-4
In NFC North Games.....	0-1	Indoors.....	2-5	When opp. scores first.....	4-6
In NFC South Games.....	2-0	On Natural Grass.....	2-8	In overtime games.....	1-0
In September.....	1-2	When Cards out-rushed opponent.....	4-3		
In October.....	2-3	When Cards out-passed opponent.....	3-6		
In November.....	1-3	While wearing white jersey/white pants.....	2-2		
In December.....	0-2	While wearing white jersey/red pants.....	0-1		
In January.....	0-0	While wearing red jersey/white pants.....	0-4		
With roof open at State Farm Stadium.....	1-2	While wearing red jersey/red pants.....	1-2		
With roof closed at State Farm Stadium.....	0-4	While wearing black jersey/white-black pants.....	1-1		
When Yielding 20 Points or Less.....	2-3	When Tied at Halftime.....	0-0		
When Scoring 20 Points or More.....	4-4	When Led at the End of 3 <sup>rd</sup> Quarter.....	2-0		
When Led at Halftime.....	2-3	When Trailing at the End of 3 <sup>rd</sup> Quarter.....	1-9		
When Trailing at Halftime.....	2-7	When Tied at the End of 3 <sup>rd</sup> Quarter.....	1-1		
When Arizona had a 100-yd rusher.....	0-2	When Arizona had a 300-yard passer.....	0-2		
When opp. had a 100-yd rusher.....	0-3	When opponent had a 300-yard passer.....	1-1		
When Arizona had a 100-yd receiver.....	1-3	When Arizona won turnover margin.....	3-2		
When opp. had a 100-yd receiver.....	1-1	When opponent won turnover margin.....	0-7		

## Booth Initiated Reviews

Date	Opp	Explanation	Result
9-11	vs. KC	Reviewed the pass completion ruling for ARZ WR Greg Dortch-(Incomplete)	Reversed
9-18	@ LV	Reviewed the runner broke the plane ruling for ARZ WR Marquise Brown-(Short of goal line)	Reversed
		Reviewed the pass completion ruling for ARZ WR A.J. Green-(Incomplete)	Reversed
		Reviewed the pass completion ruling for ARZ WR A.J. Green	Upheld
		Reviewed the runner broke the plane ruling for ARZ CB Byron Murphy Jr.	Upheld
10-9	vs. PHI	Reviewed the interception ruling for ARZ S Jalen Thompson-(Incomplete)	Reversed
10-16	@ SEA	Reviewed the incomplete pass ruling for SEA TE Noah Fant	Upheld
10-20	vs. NO	Reviewed the runner broke the plane ruling for ARZ RB Eno Benjamin on conversion	Upheld
		Reviewed the runner broke the plane ruling for ARZ RB Keaontay Ingram-(Short of goal line)	Reversed
11-6	vs. SEA	Reviewed the pass completion/fumble ruling for ARZ WR Rondale Moore-(Incomplete)	Reversed
11-13	@ LAR	Reviewed the incomplete pass ruling for LAR QB John Wolford-(Fumble)	Reversed
11-27	vs. LAC	Reviewed the loose ball recovery ruling for LAC WR Joshua Palmer-(Recovered by LAC)	Reversed
		Reviewed the interception ruling for ARZ LB Zaven Collins-(Incomplete pass)	Reversed
12-12	vs. NE	Reviewed the interception ruling for ARZ LB Zaven Collins-(Incomplete pass)	Reversed

## Arizona Instant Replay Challenges (0-2)

Date	Opp	Explanation	Result
10-20	vs. NO	Challenged the runner was inbounds ruling for NO WR Kevin White	Upheld
12-12	vs. NE	Challenged the pass completion ruling for NE WR DeVante Parker	Upheld

## Opponent Instant Replay Challenges (0-0)

Date	Opp	Explanation	Result
------	-----	-------------	--------

## Overtime Scoring Plays (1-0)

Date	Opp	Play
9-18	@ LV	CB Byron Murphy Jr. 59-yard fumble return for a touchdown



## Arizona Defensive Touchdowns

Date	Opp	Play
9-18	@ LV	CB Byron Murphy Jr. 59-yard fumble return for a touchdown
10-16	@ SEA	S Chris Banjo recovers fumble by SEA P Michael Dickson in endzone for a touchdown
10-20	vs. NO	CB Marco Wilson 38-yard interception return for a touchdown
		LB Isaiah Simmons 56-yard interception return for a touchdown
11-6	vs. SEA	LB Zaven Collins 30-yard interception return for a touchdown

## Arizona Kick/Punt Return Touchdowns

Date	Opp	Play
------	-----	------

## Arizona Two-Point Conversion Attempts (5-9)

Date	Opp	Play
9-11	vs. KC	Pass attempt from QB Kyler Murray to TE Zach Ertz is successful Pass attempt from QB Kyler Murray to WR A.J. Green is incomplete
9-18	@ LV	Run by QB Kyler Murray is successful Pass attempt from QB Kyler Murray to WR A.J. Green is successful
10-2	@ CAR	QB Kyler Murray is sacked
10-20	vs. NO	Run by RB Eno Benjamin is successful Pass attempt from QB Kyler Murray to TE Zach Ertz is successful
10-30	@ MIN	Pass attempt from QB Kyler Murray to WR DeAndre Hopkins is incomplete
12-18	@ DEN	Pass attempt from QB Trace McSorley to WR DeAndre Hopkins is incomplete

## Arizona Onside Kick Attempts/Recoveries (0-1)

Date	Opp	Play
9-25	vs. LAR	K Matt Prater onside kick is recovered by LAR TE Tyler Higbee





# CARDINALS SCORING DRIVES

## CARDINALS 2022 REGULAR SEASON SCORING DRIVES

DATE	OPPONENT	ACQUIRED	DRIVE START	PLAYS	YARDS	Q	TIME	FIRST DOWNS	SCORING PLAY	ARI	OPP
09/11	Kansas City	Kickoff	ARI 25	11	75	Q1	5:15	6	Q2: J. Conner: 2-yard run	7	14
		Kickoff	ARI 25	14	75	Q3	6:04	5	Q4: M. Brown: 6-yard pass from K. Murray	15	37
		Kickoff	KC 48	6	48	Q4	2:28	3	Z. Ertz: 6-yard pass from K. Murray	21	44
09/18	at Las Vegas	Punt	ARI 21	11	79	Q3	5:27	5	G. Dortch: 5-yard pass from K. Murray	7	20
		Punt	ARI 46	9	54	Q4	3:54	4	Murray	15	23
		Punt	ARI 27	18	73	Q4	4:43	8	D. Williams: 1-yard run K. Murray: 3-yard run	23	23
09/25	L.A. Rams	Punt	ARI 30	19	65	Q2	9:30	5	M. Prater: 23-yard FG	3	13
		Punt	ARI 28	8	47	Q2	0:46	3	M. Prater: 43-yard FG	6	13
		Punt	ARI 11	16	58	Q3	7:47	4	M. Prater: 49-yard FG	9	13
		Fumble	ARI 3	17	84	Q4	5:32	6	M. Prater: 31-yard FG	12	20
10/02	at Carolina	Fumble	ARI 35	8	50	Q2	3:19	2	M. Prater: 33-yard FG	3	7
		Punt	ARI 11	9	89	Q3	5:08	5	Z. Ertz: 2-yard pass from K. Murray	10	10
		Punt	ARI 22	15	57	Q3	9:26	6	Q4: M. Prater: 39-yard FG	13	10
		Interception	CAR 5	2	5	Q4	0:42	1	K. Murray: 4-yard run	20	10
		Downs	CAR	3	31	Q4	1:36	1	M. Brown: 23-yard pass from K. Murray	26	10
10/09	Philadelphia	Punt	ARI 43	6	57	Q2	2:16	3	M. Brown: 25-yard pass from K. Murray	7	14
		Punt	ARI 7	16	91	Q2	3:22	5	Murray	10	14
		Punt	ARI 10	12	90	Q3	5:37	6	M. Ammendola: 20-yard FG Q4: E. Benjamin: 11-yard run	17	17
10/16	at Seattle	Kickoff	ARI 19	10	76	Q1	4:40	2	M. Ammendola: 23-yard FG	3	0
10/20	New Orleans	Kickoff	ARI 25	6	43	Q1	1:59	1	R. Blankenship: 50-yard FG	3	7
		Interception	ARI 20	9	70	Q1	3:51	3	Q2: R. Blankenship: 28-yard FG	6	7
		Kickoff	ARI 25	13	75	Q2	8:01	6	K. Ingram: 2-yard run	14	14
		Punt	ARI 15	12	85	Q3	6:31	6	G. Dortch: 5-yard pass from K. Murray	35	17
		Kickoff	ARI 36	8	64	Q4	4:52	4	E. Benjamin: 5-yard run	42	24
10/30	at Minnesota	Kickoff	ARI 25	8	49	Q1	4:08	3	M. Prater: 44-yard FG	3	7
		Punt	ARI 28	10	72	Q2	2:52	5	D. Hopkins: 6-yard pass from K. Murray	10	14
		Punt	ARI 48	5	52	Q3	2:14	3	Murray	17	14
		Kickoff	ARI 30	4	70	Q3	1:40	2	Z. Ertz: 8-yard pass from K. Murray	23	28
		Fumble	MIN	7	8	Q3	3:27	1	R. Moore: 38-yard pass from K. Murray	26	28
11/06	Seattle	Kickoff	ARI 17	9	83	Q1	4:33	4	D. Hopkins: 22-yard pass from K. Murray	7	3
		Kickoff	ARI 25	14	75	Q4	4:00	6	Z. Ertz: 6-yard pass from K. Murray	21	24
11/13	at L.A. Rams	Kickoff	ARI 25	14	57	Q1	6:03	3	T. Vizcaino: 36-yard FG	3	3
		Punt	ARI 34	13	66	Q2	6:31	6	J. Conner: 4-yard run	10	3
		Fumble	LAR	5	30	Q2	1:10	3	A. Green: 6-yard pass from C. McCoy	17	3
		Punt	30	9	60	Q4	5:03	3	McCoy	24	10
		Interception	ARI 40	4	-3	Q4	1:49	0	J. Conner: 9-yard run T. Vizcaino: 46-yard FG	27	10
11/21	San Francisco	Punt	ARI 20	11	58	Q1	4:38	3	M. Prater: 40-yard FG	3	0
		Kickoff	ARI 25	9	75	Q2	4:23	4	J. Conner: 2-yard run	10	14
11/27	L.A. Chargers	Punt	ARI 18	10	82	Q1	6:32	4	D. Hopkins: 33-yard pass from K. Murray	7	0
		Punt	LAC	7	19	Q1	2:48	1	Murray	10	0
		Kickoff	44	14	75	Q2	4:16	6	Q2: M. Prater: 43-yard FG	17	14
		Kickoff	ARI 25	11	75	Q3	5:57	5	K. Murray: 5-yard run Q4: J. Conner: 6-yard pass from K. Murray	24	17
12/12	New England	Interception	NE 36	7	21	Q1	2:16	1	Q2: M. Prater: 33-yard FG	3	0
		Kickoff	ARI 30	6	56	Q2	1:50	2	M. Prater: 32-yard FG	6	7
		Punt	ARI 37	7	63	Q2	3:54	4	J. Conner: 10-yard run	13	7
12/18	at Denver	Missed FG	ARI 28	11	45	Q1	4:57	3	Q2: M. Prater: 45-yard FG	3	3
		Fumble	ARI 49	4	19	Q2	0:38	1	M. Prater: 50-yard FG	6	3
		Kickoff	ARI 25	11	38	Q3	6:05	3	M. Prater: 55-yard FG	9	3
		Kickoff	ARI 22	7	78	Q4	3:28	4	J. Conner: 1-yard run	15	24
12/25	Tampa Bay	--	--	--	--	--	--	--	--	--	
01/01	at Atlanta	--	--	--	--	--	--	--	--	--	
01/08	at San Francisco	--	--	--	--	--	--	--	--	--	
<b>AVG</b>				<b>9.7</b>	<b>58.4</b>		<b>4:14</b>	<b>3.7</b>			

# CARDINALS DEFENSIVE SUMMARIES



SEPTEMBER 11, 2022  
CARDINALS VS. KANSAS CITY CHIEFS  
L 44-21

TOP TACKLERS		SACKS		INTS		FORCED FUMBLES		RECOVERED FUMBLES	
PLAYER	NO.	PLAYER	NO.	PLAYER	NO.	PLAYER	NO.	PLAYER	NO.
B. Baker	13					D. Gardeck	1	B. Murphy Jr.	1
J. Thompson	9					R. Lawrence	1		
Z. Collins	7					M. Wilson	1		
M. Dogbe	5								
M. Wilson	5								

SEPTEMBER 18, 2022  
CARDINALS @ LAS VEGAS RAIDERS  
W 29-23 (OT)

TOP TACKLERS		SACKS		INTS		FORCED FUMBLES		RECOVERED FUMBLES	
PLAYER	NO.	PLAYER	NO.	PLAYER	NO.	PLAYER	NO.	PLAYER	NO.
J. Thompson	10	J. Watt	1.0			Z. Collins	1	B. Murphy Jr.	1
Z. Collins	8					I. Simmons	1		
B. Baker	6								
N. Vigil	5								
D. Gardeck	4								

SEPTEMBER 25, 2022  
CARDINALS VS. LOS ANGELES RAMS  
L 20-12

TOP TACKLERS		SACKS		INTS		FORCED FUMBLES		RECOVERED FUMBLES	
PLAYER	NO.	PLAYER	NO.	PLAYER	NO.	PLAYER	NO.	PLAYER	NO.
B. Baker	8	J. Watt	1.0			B. Baker	1	J. Thompson	1
J. Thompson	7								
Z. Collins	4								
B. Murphy Jr.	4								
Z. Allen	3								

OCTOBER 2, 2022  
CARDINALS @ CAROLINA PANTHERS  
W 26-16

TOP TACKLERS		SACKS		INTS		FORCED FUMBLES		RECOVERED FUMBLES	
PLAYER	NO.	PLAYER	NO.	PLAYER	NO.	PLAYER	NO.	PLAYER	NO.
Z. Collins	8	Z. Allen	1.0	D. Gardeck	1			B. Niemann	1
Z. Allen	6	D. Gardeck	1.0	J. Thompson	1				
B. Baker	5								
M. Golden	4								
B. Niemann	3								

OCTOBER 9, 2022  
CARDINALS VS. PHILADELPHIA EAGLES  
L 20-17

TOP TACKLERS		SACKS		INTS		FORCED FUMBLES		RECOVERED FUMBLES	
PLAYER	NO.	PLAYER	NO.	PLAYER	NO.	PLAYER	NO.	PLAYER	NO.
I. Simmons	13	Z. Allen	1.0						
B. Murphy Jr.	9	B. Murphy Jr.	0.5						
Z. Allen	8	J. Watt	0.5						
M. Wilson	8								
B. Baker	7								

OCTOBER 16, 2022  
CARDINALS @ SEATTLE SEAHAWKS  
L 19-9

TOP TACKLERS		SACKS		INTS		FORCED FUMBLES		RECOVERED FUMBLES	
PLAYER	NO.	PLAYER	NO.	PLAYER	NO.	PLAYER	NO.	PLAYER	NO.
Z. Collins	8	Z. Collins	2.0			E. Turner	1	C. Banjo	1
M. Golden	8	M. Golden	1.0						
J. Thompson	7	M. Sanders	1.0						
B. Baker	6	C. Thomas	1.0						
M. Wilson	6								



# CARDINALS DEFENSIVE SUMMARIES

## OCTOBER 20, 2022 CARDINALS VS. NEW ORLEANS SAINTS W 42-34

TOP TACKLERS		SACKS		INTS		FORCED FUMBLES		RECOVERED FUMBLES	
PLAYER	NO.	PLAYER	NO.	PLAYER	NO.	PLAYER	NO.	PLAYER	NO.
Z. Collins	9			A. Hamilton	1				
A. Hamilton	6			I. Simmons	1				
B. Baker	5			M. Wilson	1				
B. Murphy Jr.	5								
I. Simmons	5								

## OCTOBER 30, 2022 CARDINALS @ MINNESOTA VIKINGS L 34-26

TOP TACKLERS		SACKS		INTS		FORCED FUMBLES		RECOVERED FUMBLES	
PLAYER	NO.	PLAYER	NO.	PLAYER	NO.	PLAYER	NO.	PLAYER	NO.
B. Baker	10	J. Watt	2.0			I. Simmons	1	I. Simmons	1
J. Thompson	6	I. Simmons	1.0						
Z. Collins	5								
L. Fotu	5								
I. Simmons	5								

## NOVEMBER 6, 2022 CARDINALS VS. SEATTLE SEAHAWKS L 31-21

TOP TACKLERS		SACKS		INTS		FORCED FUMBLES		RECOVERED FUMBLES	
PLAYER	NO.	PLAYER	NO.	PLAYER	NO.	PLAYER	NO.	PLAYER	NO.
B. Baker	11	I. Simmons	1.0	Z. Collins	1				
I. Simmons	8	Z. Allen	0.5						
Z. Collins	7	M. Golden	0.5						
M. Golden	6								
J. Thompson	6								

## NOVEMBER 13, 2022 CARDINALS @ LOS ANGELES RAMS W 27-17

TOP TACKLERS		SACKS		INTS		FORCED FUMBLES		RECOVERED FUMBLES	
PLAYER	NO.	PLAYER	NO.	PLAYER	NO.	PLAYER	NO.	PLAYER	NO.
A. Hamilton	12	Z. Allen	1.0	B. Baker	1	M. Sanders	1	J. Watt	1
I. Simmons	7	M. Sanders	1.0						
B. Niemann	6	J. Watt	1.0						
M. Sanders	5								
Z. Allen	4								

## NOVEMBER 21, 2022 CARDINALS VS. SAN FRANCISCO 49ERS L 38-10

TOP TACKLERS		SACKS		INTS		FORCED FUMBLES		RECOVERED FUMBLES	
PLAYER	NO.	PLAYER	NO.	PLAYER	NO.	PLAYER	NO.	PLAYER	NO.
B. Baker	10								
Z. Collins	7								
B. Niemann	7								
Z. Allen	3								
L. Fotu	3								

## NOVEMBER 27, 2022 CARDINALS VS. LOS ANGELES CHARGERS L 25-24

TOP TACKLERS		SACKS		INTS		FORCED FUMBLES		RECOVERED FUMBLES	
PLAYER	NO.	PLAYER	NO.	PLAYER	NO.	PLAYER	NO.	PLAYER	NO.
I. Simmons	8	Z. Allen	1.0			T. Mullen Jr.	1		
M. Wilson	8	I. Simmons	1.0						
B. Baker	5	C. Thomas	1.0						
A. Hamilton	5	J. Watt	1.0						
B. Niemann	4								



# CARDINALS DEFENSIVE SUMMARIES



DECEMBER 12, 2022  
 CARDINALS VS. NEW ENGLAND PATRIOTS  
 L 27-13

TOP TACKLERS		SACKS		INTS		FORCED FUMBLES		RECOVERED FUMBLES	
PLAYER	NO.	PLAYER	NO.	PLAYER	NO.	PLAYER	NO.	PLAYER	NO.
T. Mullen Jr.	6	Z. Allen	1.0	I. Simmons	1				
I. Simmons	6								
J. Thompson	6								
B. Baker	5								
Z. Collins	5								

DECEMBER 18, 2022  
 CARDINALS @ DENVER BRONCOS  
 L 24-15

TOP TACKLERS		SACKS		INTS		FORCED FUMBLES		RECOVERED FUMBLES	
PLAYER	NO.	PLAYER	NO.	PLAYER	NO.	PLAYER	NO.	PLAYER	NO.
J. Thompson	9	J. Watt	3.0	B. Baker	1	J. Watt	1	M. Sanders	1
Z. Collins	8	M. Golden	1.0						
I. Simmons	8	T. Hill	1.0						
B. Baker	7	J. Ledbetter	1.0						
M. Golden	7	M. Sanders	1.0						



# CARDINALS TURNOVER ANALYSIS

## 2022 REGULAR SEASON - DEFENSIVE TAKEAWAYS

DATE	OPPONENT	TAKEAWAY	QTR.	SCORE	YD-LINE	RESULT
09/11	Kansas City	B. Murphy Jr. FR (D. Gardeck FF)	2	7-20	KC-42	Downs
09/18	at Las Vegas	B. Murphy Jr. FR (I. Simmons FF)	5	29-23	ARZ-41	TD
09/25	L.A. Rams	J. Thompson FR (B. Baker FF)	4	9-20	ARZ-3	FG
10/02	at Carolina	B. Niemann FR (B. Mayfield fumble)	2	0-7	ARZ-35	FG
		J. Thompson INT (B. Mayfield)	2	3-7	ARZ-18	Punt
		D. Gardeck INT (B. Mayfield)	4	13-10	CAR-29	TD
10/09	Philadelphia	None				
10/16	at Seattle	None				
10/20	New Orleans	A. Hamilton INT (A. Dalton: touchback)	1	3-7	ARZ-(-9)	FG
		M. Wilson INT (A. Dalton)	2	20-14	NO-38	TD
		I. Simmons INT (A. Dalton)	2	28-14	ARZ-44	TD
10/30	at Minnesota	I. Simmons FR (I. Simmons FF)	3	23-28	MIN-24	FG
11/06	Seattle	Z. Collins INT (G. Smith)	3	14-10	SEA-30	TD
11/13	at L.A. Rams	J. Watt FR (M. Sanders FF)	2	10-3	LA-30	TD
		B. Baker INT (J. Wolford)	4	24-10	ARZ-22	FG
11/21	San Francisco	None				
11/27	L.A. Chargers	None				
12/12	New England	I. Simmons INT (M. Jones)	1	0-0	NE-41	FG
12/18	at Denver	M. Sanders FR (J. Watt FF)	2	3-3	ARZ-49	FG
		B. Baker INT (B. Rypien)	4	9-10	ARZ-1	Punt
12/25	Tampa Bay	--	--	--	--	--
01/01	at Atlanta	--	--	--	--	--
01/08	at San Francisco	--	--	--	--	--

## 2022 REGULAR SEASON - OFFENSIVE GIVEAWAYS

DATE	OPPONENT	TAKEAWAY	QTR.	SCORE	YD-LINE	RESULT
09/11	Kansas City	None				
09/18	at Las Vegas	K. Murray INT (A. Robertson)	2	0-17	LV-20	FG
09/25	L.A. Rams	None				
10/02	at Carolina	K. Murray INT (F. Luvu)	2	0-7	ARZ-33	TD
10/09	Philadelphia	K. Murray INT (C. Gardner-Johnson)	1	0-7	PHI-35	Punt
10/16	at Seattle	K. Murray fumble (C. Bryant FF; T. Woolen FR)	3	3-12	SEA-19	Fumble
		K. Murray INT (T. Woolen)	4	9-19	SEA-25	Punt
10/20	New Orleans	None				
10/30	at Minnesota	K. Murray INT (H. Smith)	3	17-21	ARZ-46	TD
		K. Murray INT (C. Bynum)	4	26-34	MIN-24	Punt
11/06	Seattle	K. Murray fumble (R. Neal FF; J. Jones FR)	2	7-10	SEA-23	End of Half
11/13	at L.A. Rams	None				
11/21	San Francisco	C. McCoy INT (J. Ward)	2	3-7	ARZ-46	TD
		T. McSorley INT (S. Womack III: touchback)	4	10-38	SF-(-1)	EOG
11/27	L.A. Chargers	J. Conner fumble (D. James Jr. FF; S. Joseph-Day FR)	1	0-0	ARZ-47	Punt
		K. Murray INT (D. James Jr.)	2	10-7	LAC-44	TD
12/12	New England	D. Hopkins fumble (K. Dugger FF; R. McMillan FR)	3	13-20	ARZ-23	TD
		C. McCoy INT (M. Jones)	3	13-20	NE-19	TD
12/18	at Denver	C. McCoy INT (J. Simmons)	1	0-3	ARZ-44	Missed FG
		T. McSorley INT (J. Simmons)	4	9-17	ARZ-33	TD
		T. McSorley INT (P. Surtain II)	4	15-24	ARZ-34	EOG
12/25	Tampa Bay	--	--	--	--	--
01/01	at Atlanta	--	--	--	--	--
01/08	at San Francisco	--	--	--	--	--

## 2022 REGULAR SEASON - SPECIAL TEAMS/MISC TAKEAWAYS

DATE	OPPONENT	TAKEAWAY	QTR.	SCORE	YD-LINE	RESULT
10/16	at Seattle	C. Banjo FR (E. Turner FF)	3	9-12	SEA-(-4)	TD

## 2022 REGULAR SEASON - SPECIAL TEAMS/MISC GIVEAWAYS

DATE	OPPONENT	TAKEAWAY	QTR.	SCORE	YD-LINE	RESULT
10/30	at Minnesota	G. Dortch; T. Dye FR	4	26-28	ARZ-25	TD

## 2022 REGULAR SEASON - TURNOVERS

		Ratio
<b>Offense:</b>	17 Giveaways 52 Points (7 TD, 1 FG)	-1 (17 takeaways, 18 giveaways)
<b>Defense:</b>	16 Takeaways 62 Points (6 TD, 7 FG)	
<b>Special Teams:</b>	1 Giveaway 6 Points (1 TD, 0 FG)	<b>Points Off Turnovers Ratio</b> +10 (68 scored, 58 allowed)
	1 Takeaway 6 Points (1 TD, 0 FG)	

# CARDINALS BIG PLAYS



DATE	OPPONENT	RUSHES				RECEPTIONS				RETURNS			
		GAIN	PLAYER	QTR	RESULT	GAIN	PLAYER	QTR	RESULT	GAIN	PLAYER	QTR	RESULT
09/11	Kansas City	10	Kyler Murray	1	Punt	24	Greg Dortch	1	TD	44t	Eno Benjamin (KR)	4	TD
		21	Kyler Murray	2	TD	26	Marquise Brown	2	Punt				
		16	Eno Benjamin	3	TD	22	Eno Benjamin	4	TD				
		14	Trace McSorley	4	Game								
09/18	at Las Vegas	10	Kyler Murray	3	TD	21	James Conner	2	INT	59t	Byron Murphy Jr. (FR)	5	Fumble
		30	Darrel Williams	4	Downs	29	Greg Dortch	3	TD				
						24	Marquise Brown	4	TD				
09/25	L.A. Rams	10	James Conner	4	FG	20	Marquise Brown	2	FG				
						30	Greg Dortch	2	FG				
10/02	at Carolina	15	Eno Benjamin	1	Downs	21	Marquise Brown	2	FG				
		13	Darrel Williams	3'	FG	23	Zach Ertz	3	TD				
		10	Kyler Murray	3	FG	23t	Marquise Brown	4	TD				
10/09	Philadelphia	13	James Conner	2	TD	25t	Marquise Brown	2	TD				
		17	James Conner	2	FG	28	Rondale Moore	4	TD				
		13	Kyler Murray	4'	TD								
		11t	Eno Benjamin	4'	TD								
		15	Kyler Murray	4	Miss FG								
10/16	at Seattle	42	Kyler Murray	1	FG	26	Rondale Moore	1	FG				
		15	Kyler Murray	3	Downs	24	Marquise Brown	2	Punt				
		15	Kyler Murray	4	INT	32	Zach Ertz	3	Fumble				
						26	Marquise Brown	4	Downs				
10/20	New Orleans	17	Kyler Murray	1'	FG	31	Rondale Moore	1	FG	38t	Marco Wilson (INT)	2	INT
		45	Eno Benjamin	1'	FG	24	Keaontay Ingram	2	TD	56t	Isaiah Simmons (INT)	2	INT
		11	Kyler Murray	2'	FG					31	Greg Dortch (KR)	4	TD
		11	Keaontay Ingram	3	TD								
		15	Eno Benjamin	4	TD								
10/30	at Minnesota					33	DeAndre Hopkins	3	TD				
						27	Rondale Moore	3'	TD				
						38t	Rondale Moore	3'	TD				
						24	DeAndre Hopkins	4	Game				
11/06	Seattle	21	Kyler Murray	1'	TD	22t	DeAndre Hopkins	1	TD	30t	Zaven Collins (INT)	3	INT
		11	James Conner	1'	TD								
		17	Kyler Murray	2	Fumble								
		14	James Conner	4	TD								
11/13	at L.A. Rams					25	DeAndre Hopkins	3	Punt	53	Budda Baker (INT)	4	INT
						26	Rondale Moore	4	TD				
11/21	San Francisco	14	James Conner	3	Downs	47	Greg Dortch	2	TD				
		13	Keaontay Ingram	4	INT								
11/27	L.A. Chargers	18	James Conner	1	Fumble	33t	DeAndre Hopkins	1	TD				
		11	Kyler Murray	1	TD	21	DeAndre Hopkins	2	TD				
		18	Kyler Murray	3'	Miss FG	29	DeAndre Hopkins	3	TD				
		20	James Conner	3	Miss FG								
12/12	New England	23	James Conner	1	Punt	21	Corey Clement	1	Miss FG	30	Pharoh Cooper (KR)	2	FG
		10t	James Conner	2	TD	21	Robbie Anderson	2	TD				
						23	DeAndre Hopkins	3	Downs				
12/18	at Denver	14	James Conner	3	FG	29	Trey McBride	4	TD				
12/25	Tampa Bay	--	--	--	--	--	--	--	--	--	--	--	
01/01	at Atlanta	--	--	--	--	--	--	--	--	--	--	--	
01/08	at San Francisco	--	--	--	--	--	--	--	--	--	--	--	

' - result within the same drive





# OPPONENT BIG PLAYS

DATE	OPPONENT	RUSHES				RECEPTIONS				RETURNS			
		GAIN	PLAYER	QTR	RESULT	GAIN	PLAYER	QTR	RESULT	GAIN	PLAYER	QTR	RESULT
09/11	Kansas City	18	Clyde Edwards-Helaire	1	TD	25	Clyde Edwards-Helaire	1'	TD				
		18	Jerick McKinnon	3	TD	20	Juju Smith-Schuster	1'	TD				
		11	Isiah Pacheco	4'	TD	35	Travis Kelce	3'	TD				
		19	Isiah Pacheco	4'	TD	30	Sky Moore	3'	TD				
		22	Isiah Pacheco	4	Punt	26	Travis Kelce	3	TD				
09/18	at Las Vegas	13	Josh Jacobs	1	TD	20	Mack Hollins	1'	TD				
						23	Mack Hollins	1'	TD				
						20	Hunter Renfrow	2'	TD				
						23	Ameer Abdullah	2	TD				
09/25	L.A. Rams	20t	Cooper Kupp	1	TD	28	Kendall Blanton	1'	FG	31	Brandon Powell (KR)	2	Half
		14	Cam Akers	3'	TD	26	Ben Skowronek	1'	FG				
		14t	Cam Akers	3'	TD	26	Tyler Higbee	3	TD				
		12	Cam Akers	4	Fumble	32	Ben Skowronek	4	Fumble				
10/02	at Carolina	10	Christian McCaffrey	1	Punt	34	Christian McCaffrey	4	TD	33t	Frankie Luvu (INT)	2	INT
		10	Christian McCaffrey	2'	INT								
		11	DJ Moore	2	INT								
10/09	Philadelphia	17	Jalen Hurts	2'	TD	22	DeVonta Smith	1'	TD				
		10	Jalen Hurts	2'	TD	20	DeVonta Smith	1'	TD				
		12	Miles Sanders	3'	FG	31	Dallas Goedert	3	Punt				
		13	Jalen Hurts	3'	FG								
		11	Kenneth Gainwell	4	FG								
10/16	at Seattle	17	Kenneth Walker III	1'	FG	22	Marquise Goodwin	2	FG				
		34	Kenneth Walker III	1'	FG								
		24	Geno Smith	2	FG								
		21	Kenneth Walker III	3	FG								
		11t	Kenneth Walker III	4	TD								
10/20	New Orleans	17	Alvin Kamara	1	TD	53t	Rashid Shaheed	1	TD				
		10	Alvin Kamara	1	INT	64	Kevin White	2	TD				
		10	Alvin Kamara	2	INT	41	Chris Olave	3	FG				
		14	Andy Dalton	2	INT	20	Tre'Quan Smith	4	FG				
10/30	at Minnesota	17t	Kirk Cousins	1	TD	28	Justin Jefferson	1	TD				
		30	Dalvin Cook	1	Downs	29	Justin Jefferson	3	TD				
		19	Dalvin Cook	2'	TD								
		11	Dalvin Cook	2'	TD								
		15	Alexander Mattison	2'	TD								
		11	Alexander Mattison	2	Punt								
11/06	Seattle	12	Dalvin Cook	4	TD								
		15	Kenneth Walker III	2	TD	22	Travis Homer	2'	Half				
		18	Geno Smith	4'	TD	30	Tyler Lockett	2'	Half				
		12	Geno Smith	4'	TD	51	Noah Fant	4	TD				
		12	Kenneth Walker III	4'	TD								
11/13	at L.A. Rams	10	Cam Akers	3	Punt	25	Tyler Higbee	3	TD				
11/21	San Francisco	20	Christian McCaffrey	2	TD	39t	George Kittle	2	TD				
		39t	Deebo Samuel	3	TD	32t	George Kittle	4	TD				
		19	Elijah Mitchell	3	TD								
11/27	L.A. Chargers	15	Justin Herbert	2	TD	33t	DeAndre Carter	2	TD				
		23	Justin Herbert	4	Punt								
12/12	New England	14t	Kevin Harris	2	TD	30	Hunter Henry	2	FG				
		44	Pierre Strong Jr.	3	FG	39	Hunter Henry	4	TD				
		19	Pierre Strong Jr.	4	Game								
12/18	at Denver	21	Latavius Murray	2	Punt								
		35	Latavius Murray	3	TD								
		17	Marlon Mack	4'	TD								
		10t	Latavius Murray	4	TD								
12/25	Tampa Bay	--	--	--	--	--	--	--	--	--	--	--	
01/01	at Atlanta	--	--	--	--	--	--	--	--	--	--	--	
01/08	at San Francisco	--	--	--	--	--	--	--	--	--	--	--	

# CARDINALS SCORING AND TAKEAWAY CHART



DATE	OPPONENT	W/L/T	CARDINALS						OPPONENTS						POINT DIFF	OVERALL RECORD
			1ST	2ND	3RD	4TH	OT	TOTAL	1ST	2ND	3RD	4TH	OT	TOTAL		
9/11	Kansas City	L	0	7	0	14	--	21	14	9	14	7	--	44	-23	0-1
9/18	at Las Vegas	W	0	0	7	16	6	29	7	13	3	0	0	23	+6	1-1
9/25	L.A. Rams	L	0	6	3	3	--	12	10	3	7	0	--	20	-8	1-2
10/2	at Carolina	W	0	3	7	16	--	26	0	10	0	6	--	16	+10	2-2
10/9	Philadelphia	L	0	10	0	7	--	17	7	7	3	3	--	20	-3	2-3
10/16	at Seattle	L	3	0	6	0	--	9	3	6	3	7	--	19	-10	2-4
10/20	New Orleans	W	3	25	7	7	--	42	7	7	3	17	--	34	+8	3-4
10/30	at Minnesota	L	3	7	13	3	--	26	7	7	14	6	--	34	-8	3-5
11/6	Seattle	L	7	0	7	7	--	21	3	7	7	14	--	31	-10	3-6
11/13	at L.A. Rams	W	3	14	0	10	--	27	3	0	7	7	--	17	+10	4-6
11/21	San Francisco	L	3	7	0	0	--	10	0	17	14	7	--	38	-28	4-7
11/27	L.A. Chargers	L	7	10	0	7	--	24	0	14	3	8	--	25	-1	4-8
12/12	New England	L	0	13	0	0	--	13	0	10	10	7	--	27	-14	4-9
12/18	at Denver	L	0	6	3	6	--	15	3	0	7	14	--	24	-9	4-10
12/25	Tampa Bay	--	--	--	--	--	--	--	--	--	--	--	--	--	--	--
1/1	at Atlanta	--	--	--	--	--	--	--	--	--	--	--	--	--	--	--
1/8	at San Francisco	--	--	--	--	--	--	--	--	--	--	--	--	--	--	--
<b>2022 TOTALS</b>		<b>4-10</b>	<b>29</b>	<b>108</b>	<b>53</b>	<b>96</b>	<b>6</b>	<b>292</b>	<b>64</b>	<b>110</b>	<b>95</b>	<b>103</b>	<b>0</b>	<b>372</b>	<b>-80</b>	<b>4-10</b>
<b>AVG/GAME</b>			<b>2.1</b>	<b>7.7</b>	<b>3.8</b>	<b>6.9</b>	<b>6.0</b>	<b>20.9</b>	<b>4.6</b>	<b>7.9</b>	<b>6.8</b>	<b>7.4</b>	<b>0.0</b>	<b>26.6</b>	<b>-5.7</b>	

## 2022 REGULAR SEASON TAKEAWAY/GIVEAWAY CHART

DATE	OPPONENT	ARI +/- RATIO	ARI TAKEAWAYS	POINTS OFF TAKEAWAYS	ARI GIVEAWAYS	POINTS OFF GIVEAWAYS	POINTS OFF TO RATIO
09/11	Kansas City	+1	1 (1 FUM, 0 INT)	0	0 (0 FUM, 0 INT)	0	0
09/18	at Las Vegas	0	1 (1 FUM, 0 INT)	6	1 (0 FUM, 1 INT)	3	+3
09/25	L.A. Rams	+1	1 (1 FUM, 0 INT)	3	0 (0 FUM, 0 INT)	0	+3
10/02	at Carolina	+2	3 (1 FUM, 2 INT)	10	1 (0 FUM, 1 INT)	7	+3
10/09	Philadelphia	-1	0 (0 FUM, 0 INT)	0	1 (0 FUM, 1 INT)	0	0
10/16	at Seattle	-1	1 (1 FUM, 0 INT)	6	2 (1 FUM, 1 INT)	0	+6
10/20	New Orleans	+3	3 (0 FUM, 3 INT)	17	0 (0 FUM, 0 INT)	0	+17
10/30	at Minnesota	-2	1 (1 FUM, 0 INT)	3	3 (1 FUM, 2 INT)	13	-10
11/06	Seattle	0	1 (0 FUM, 1 INT)	7	1 (1 FUM, 0 INT)	0	+7
11/13	at L.A. Rams	+2	2 (1 FUM, 1 INT)	10	0 (0 FUM, 0 INT)	0	+10
11/21	San Francisco	-2	0 (0 FUM, 0 INT)	0	2 (0 FUM, 2 INT)	7	-7
11/27	L.A. Chargers	-2	0 (0 FUM, 0 INT)	0	2 (1 FUM, 1 INT)	7	-7
12/12	New England	-1	1 (0 FUM, 1 INT)	3	2 (1 FUM, 1 INT)	14	-11
12/18	at Denver	-1	2 (1 FUM, 1 INT)	3	3 (0 FUM, 3 INT)	7	-4
12/25	Tampa Bay	--	--	--	--	--	--
01/01	at Atlanta	--	--	--	--	--	--
01/08	at San Francisco	--	--	--	--	--	--
<b>TOTALS</b>		<b>-1</b>	<b>17 (8 FUM, 9 INT)</b>	<b>68</b>	<b>18 (5 FUM, 13 INT)</b>	<b>58</b>	<b>+10</b>



# POSSESSION BREAKDOWN

DATE	OPPONENT	STARTING QB	POSS	TD	PAT	2-PT	M-2PT	FG	FGA	FGM	BK-FG	PUNT	INT	FUM	SAF	DWNS	HF	GM	PTS	TD%	SCORE%	PTS/POSS
9/11	Kansas City	K. Murray	11	3	2	2	1	0	0	0	0	5	0	0	0	1	1	1	21	27.3	27.3	1.91
9/18	at Las Vegas	K. Murray	9	3	3	2	2	0	0	0	0	3	1	0	0	2	0	0	23	33.3	33.3	2.56
9/25	L.A. Rams	K. Murray	9	0	0	0	0	4	4	0	0	4	0	0	0	1	0	0	12	0.0	44.4	1.33
10/2	at Carolina	K. Murray	12	3	2	1	0	2	2	0	0	3	1	0	0	2	0	1	26	25.0	41.7	2.17
10/9	Philadelphia	K. Murray	9	2	2	0	0	1	2	1	0	4	1	0	0	0	0	0	17	22.2	33.3	1.89
10/16	at Seattle	K. Murray	11	0	0	0	0	1	1	0	0	4	1	1	0	3	0	1	3	0.0	9.1	0.27
10/20	New Orleans	K. Murray	10	3	4	2	2	2	2	0	0	4	0	0	0	0	0	1	28	30.0	50.0	2.80
10/30	at Minnesota	K. Murray	12	3	2	1	0	2	2	0	0	3	2	1	0	1	0	1	26	25.0	41.7	2.17
11/6	Seattle	K. Murray	10	2	3	0	0	0	0	0	0	6	0	1	0	1	0	0	14	20.0	20.0	1.40
11/13	at L.A. Rams	C. McCoy	11	3	3	0	0	2	2	0	0	5	0	0	0	0	0	1	27	27.3	45.5	2.45
11/21	San Francisco	C. McCoy	11	1	1	0	0	1	1	0	0	4	2	0	0	2	1	0	10	9.1	18.2	0.91
11/27	L.A. Chargers	K. Murray	11	3	3	0	0	1	2	1	0	3	1	1	0	0	0	1	24	27.3	36.4	2.18
12/12	New England	K. Murray	12	1	1	0	0	2	3	1	0	2	1	1	0	4	0	0	13	8.3	25.0	1.08
12/18	at Denver	C. McCoy	13	1	0	1	0	3	3	0	0	6	3	0	0	0	0	0	15	7.7	30.8	1.15
12/25	Tampa Bay	--	--	--	--	--	--	--	--	--	--	--	--	--	--	--	--	--	--	--	--	--
1/1	at Atlanta	--	--	--	--	--	--	--	--	--	--	--	--	--	--	--	--	--	--	--	--	--
1/8	at San Francisco	--	--	--	--	--	--	--	--	--	--	--	--	--	--	--	--	--	--	--	--	--
<b>2022 TOTALS</b>			<b>151</b>	<b>28</b>	<b>26</b>	<b>9</b>	<b>5</b>	<b>21</b>	<b>24</b>	<b>3</b>	<b>0</b>	<b>56</b>	<b>13</b>	<b>5</b>	<b>0</b>	<b>17</b>	<b>2</b>	<b>7</b>	<b>259</b>	<b>18.5</b>	<b>32.5</b>	<b>1.72</b>

DATE	OPPONENT	STARTING QB	POSS	TD	PAT	2-PT	M-2PT	FG	FGA	FGM	BK-FG	PUNT	INT	FUM	SAF	DWNS	HF	GM	PTS	TD%	SCORE%	PTS/POSS
9/11	Kansas City	P. Mahomes	10	6	5	0	0	1	1	0	0	2	0	1	0	0	0	0	44	60.0	70.0	4.40
9/18	at Las Vegas	D. Carr	9	2	2	0	0	3	3	0	0	3	0	1	0	0	0	0	23	22.2	55.6	2.56
9/25	L.A. Rams	M. Stafford	10	2	2	0	0	2	2	0	0	3	0	1	0	0	1	1	20	20.0	40.0	2.00
10/2	at Carolina	B. Mayfield	11	1	1	1	0	1	1	0	0	4	2	1	0	2	0	0	9	9.1	18.2	0.82
10/9	Philadelphia	J. Hurts	9	2	2	0	0	2	2	0	0	4	0	0	0	0	0	1	20	22.2	44.4	2.22
10/16	at Seattle	G. Smith	12	1	1	0	0	4	4	0	0	6	0	1	0	0	0	0	19	8.3	41.7	1.58
10/20	New Orleans	A. Dalton	12	4	4	0	0	2	2	0	0	2	3	0	0	0	1	0	34	33.3	50.0	2.83
10/30	at Minnesota	K. Cousins	13	5	4	0	0	0	1	1	1	5	0	1	0	1	0	0	34	38.5	38.5	2.62
11/6	Seattle	G. Smith	12	4	4	0	0	1	1	0	0	3	1	0	0	1	1	1	31	33.3	41.7	2.58
11/13	at L.A. Rams	J. Wolford	11	2	2	0	0	1	1	0	0	5	1	1	0	0	1	0	17	18.2	27.3	1.55
11/21	San Francisco	J. Garoppolo	11	5	5	0	0	1	1	0	0	4	0	0	0	0	0	1	38	45.5	54.5	3.45
11/27	L.A. Chargers	J. Herbert	11	3	3	1	1	1	1	0	0	6	0	0	0	0	1	0	25	27.3	36.4	2.27
12/12	New England	M. Jones	12	2	3	0	0	2	2	0	0	6	1	0	0	0	0	1	20	16.7	33.3	1.67
12/18	at Denver	B. Rypien	13	3	3	0	0	1	2	1	0	5	1	1	0	0	0	1	24	23.1	30.8	1.85
12/25	Tampa Bay	--	--	--	--	--	--	--	--	--	--	--	--	--	--	--	--	--	--	--	--	--
1/1	at Atlanta	--	--	--	--	--	--	--	--	--	--	--	--	--	--	--	--	--	--	--	--	--
1/8	at San Francisco	--	--	--	--	--	--	--	--	--	--	--	--	--	--	--	--	--	--	--	--	--
<b>2022 TOTALS</b>			<b>156</b>	<b>42</b>	<b>41</b>	<b>2</b>	<b>1</b>	<b>22</b>	<b>24</b>	<b>2</b>	<b>1</b>	<b>58</b>	<b>9</b>	<b>8</b>	<b>0</b>	<b>4</b>	<b>5</b>	<b>6</b>	<b>358</b>	<b>26.9</b>	<b>41.0</b>	<b>2.29</b>



# THIRD DOWN EFFICIENCY ANALYSIS



## CARDINALS 2022 REGULAR SEASON THIRD DOWN EFFICIENCY

### CARDINALS

Date	Opponent	3rd & 1	3rd & 2	3rd & 3	3rd & 4	3rd & 5	3rd & 6	3rd & 7	3rd & 8	3rd & 9	3rd & 10+	Total
09/11	Kansas City	1 / 2	0 / 0	0 / 1	0 / 1	1 / 4	0 / 1	0 / 0	0 / 0	1 / 1	0 / 2	3 / 12
09/18	at Las Vegas	1 / 3	0 / 1	0 / 1	0 / 2	1 / 2	1 / 1	0 / 0	0 / 0	0 / 1	0 / 2	3 / 13
09/25	L.A. Rams	1 / 3	2 / 3	1 / 1	0 / 1	0 / 1	0 / 0	0 / 0	0 / 1	0 / 1	2 / 7	6 / 18
10/02	at Carolina	3 / 3	2 / 3	1 / 1	0 / 1	0 / 1	0 / 3	0 / 0	0 / 0	0 / 1	0 / 2	6 / 15
10/09	Philadelphia	2 / 3	0 / 0	2 / 2	0 / 1	1 / 1	1 / 1	0 / 1	1 / 1	0 / 1	1 / 3	8 / 14
10/16	at Seattle	0 / 0	0 / 0	0 / 2	1 / 1	0 / 1	2 / 5	1 / 1	0 / 1	0 / 0	0 / 5	4 / 16
10/20	New Orleans	0 / 0	0 / 0	1 / 1	0 / 0	0 / 2	0 / 1	0 / 1	1 / 1	0 / 1	1 / 3	3 / 10
10/30	at Minnesota	1 / 1	1 / 1	0 / 0	1 / 2	0 / 0	0 / 0	0 / 2	0 / 1	0 / 0	1 / 4	4 / 11
11/06	Seattle	0 / 1	2 / 2	0 / 0	0 / 3	2 / 2	0 / 0	0 / 0	1 / 1	0 / 0	1 / 5	6 / 14
11/13	at L.A. Rams	2 / 2	1 / 1	0 / 1	2 / 3	0 / 0	0 / 1	0 / 0	0 / 0	0 / 0	0 / 7	5 / 15
11/21	San Francisco	1 / 1	0 / 0	0 / 2	3 / 3	1 / 1	1 / 3	2 / 2	0 / 0	0 / 0	0 / 4	8 / 16
11/27	L.A. Chargers	1 / 2	1 / 1	0 / 0	1 / 1	2 / 3	1 / 2	1 / 1	0 / 0	0 / 0	0 / 3	7 / 13
12/12	New England	1 / 2	0 / 0	0 / 1	1 / 1	0 / 1	1 / 1	1 / 2	0 / 0	0 / 2	0 / 4	4 / 14
12/18	at Denver	1 / 1	0 / 0	0 / 0	1 / 1	0 / 1	0 / 2	0 / 0	0 / 2	0 / 0	0 / 5	2 / 12
12/25	Tampa Bay	--	--	--	--	--	--	--	--	--	--	--
01/01	at Atlanta	--	--	--	--	--	--	--	--	--	--	--
01/08	at San Francisco	--	--	--	--	--	--	--	--	--	--	--
<b>TOTALS</b>		<b>15 / 24</b>	<b>9 / 12</b>	<b>5 / 13</b>	<b>10 / 21</b>	<b>8 / 20</b>	<b>7 / 21</b>	<b>5 / 10</b>	<b>3 / 8</b>	<b>1 / 8</b>	<b>6 / 56</b>	<b>69 / 193</b>
		<b>62.5%</b>	<b>75.0%</b>	<b>38.5%</b>	<b>47.6%</b>	<b>40.0%</b>	<b>33.3%</b>	<b>50.0%</b>	<b>37.5%</b>	<b>12.5%</b>	<b>10.7%</b>	<b>35.8%</b>
		<b>3RD &amp; 1-3: 29 / 49 = 59.2%</b>			<b>3RD &amp; 4-6: 25 / 62 = 40.3%</b>			<b>3RD &amp; 7-10+: 15 / 82 = 18.3%</b>				

## OPPONENT 2022 REGULAR SEASON THIRD DOWN EFFICIENCY

### OPPONENT

Date	Opponent	3rd & 1	3rd & 2	3rd & 3	3rd & 4	3rd & 5	3rd & 6	3rd & 7	3rd & 8	3rd & 9	3rd & 10+	Total
09/11	Kansas City	0 / 0	2 / 2	0 / 1	0 / 1	0 / 0	1 / 1	1 / 1	0 / 0	0 / 0	1 / 2	5 / 8
09/18	at Las Vegas	1 / 1	0 / 0	1 / 1	0 / 0	0 / 1	1 / 1	0 / 1	0 / 0	0 / 1	3 / 5	6 / 11
09/25	L.A. Rams	1 / 1	0 / 0	1 / 1	0 / 1	0 / 1	0 / 0	0 / 1	0 / 0	0 / 0	1 / 3	3 / 8
10/02	at Carolina	1 / 2	0 / 1	0 / 0	0 / 0	0 / 2	0 / 0	1 / 2	0 / 0	0 / 0	0 / 3	2 / 10
10/09	Philadelphia	3 / 4	0 / 1	1 / 1	0 / 0	0 / 1	0 / 0	0 / 1	0 / 1	0 / 0	2 / 4	6 / 13
10/16	at Seattle	1 / 2	0 / 1	0 / 0	1 / 1	1 / 1	1 / 2	0 / 1	0 / 1	0 / 0	0 / 5	4 / 14
10/20	New Orleans	2 / 2	1 / 1	0 / 1	0 / 0	1 / 1	0 / 0	0 / 2	0 / 1	1 / 2	1 / 3	6 / 13
10/30	at Minnesota	3 / 3	1 / 2	0 / 1	1 / 1	1 / 2	0 / 1	0 / 0	0 / 1	0 / 0	0 / 2	6 / 13
11/06	Seattle	2 / 2	1 / 1	2 / 2	1 / 2	0 / 0	1 / 2	1 / 2	0 / 0	0 / 1	2 / 3	10 / 15
11/13	at L.A. Rams	0 / 1	0 / 0	2 / 2	1 / 1	0 / 0	0 / 1	0 / 0	0 / 2	0 / 1	0 / 3	3 / 11
11/21	San Francisco	1 / 2	1 / 2	1 / 1	0 / 0	2 / 2	1 / 2	0 / 0	0 / 1	0 / 0	0 / 1	6 / 11
11/27	L.A. Chargers	1 / 1	1 / 1	1 / 1	0 / 1	0 / 0	1 / 1	1 / 4	0 / 0	0 / 0	1 / 4	6 / 13
12/12	New England	0 / 0	1 / 1	0 / 0	0 / 0	1 / 1	0 / 1	0 / 1	0 / 0	0 / 0	1 / 7	3 / 11
12/18	at Denver	1 / 1	1 / 1	0 / 0	0 / 0	0 / 0	1 / 2	0 / 1	0 / 2	1 / 1	0 / 3	4 / 11
12/25	Tampa Bay	--	--	--	--	--	--	--	--	--	--	--
01/01	at Atlanta	--	--	--	--	--	--	--	--	--	--	--
01/08	at San Francisco	--	--	--	--	--	--	--	--	--	--	--
<b>TOTALS</b>		<b>17 / 22</b>	<b>9 / 14</b>	<b>9 / 12</b>	<b>4 / 8</b>	<b>6 / 12</b>	<b>7 / 14</b>	<b>4 / 17</b>	<b>0 / 9</b>	<b>2 / 6</b>	<b>12 / 48</b>	<b>70 / 162</b>
		<b>77.3%</b>	<b>64.3%</b>	<b>75.0%</b>	<b>50.0%</b>	<b>50.0%</b>	<b>50.0%</b>	<b>23.5%</b>	<b>0.0%</b>	<b>33.3%</b>	<b>25.0%</b>	<b>43.2%</b>
		<b>3RD &amp; 1-3: 35 / 48 = 72.9%</b>			<b>3RD &amp; 4-6: 17 / 34 = 50.0%</b>			<b>3RD &amp; 7-10+: 18 / 80 = 22.5%</b>				



# RED ZONE BREAKDOWN

## CARDINALS

Date	Opponent	Pos	TD	PAT	2-Pt.	Miss		Blk/				Drive Ends				Score		
						PAT	FG	FGA	MFG	INT	Fum	Dwns	Half	Game	Pts	TD%	Pct.	Pts/Poss
09/11	Kansas City	3	3	1	1	0	0	0	0	0	0	0	0	0	21	100.0	100.0	7.0
09/18	at Las Vegas	4	3	1	2	0	0	0	0	0	0	1	0	0	23	75.0	75.0	5.8
09/25	L.A. Rams	2	0	0	0	0	2	2	0	0	0	0	0	0	6	0.0	100.0	3.0
10/02	at Carolina	5	2	2	0	0	2	2	0	0	0	1	0	0	20	40.0	80.0	4.0
10/09	Philadelphia	2	1	1	0	0	1	1	0	0	0	0	0	0	10	50.0	100.0	5.0
10/16	at Seattle	2	0	0	0	0	1	1	0	0	0	1	0	0	3	0.0	50.0	1.5
10/20	New Orleans	4	3	2	1	0	1	1	0	0	0	0	0	0	25	75.0	100.0	6.3
10/30	at Minnesota	3	2	2	0	0	1	1	0	0	0	0	0	0	17	66.7	100.0	5.7
11/06	Seattle	1	1	1	0	0	0	0	0	0	0	0	0	0	7	100.0	100.0	7.0
11/13	at L.A. Rams	4	3	3	0	0	1	1	0	0	0	0	0	0	24	75.0	100.0	6.0
11/21	San Francisco	2	1	1	0	0	0	0	0	1	0	0	0	0	7	50.0	50.0	3.5
11/27	L.A. Chargers	2	2	2	0	0	0	0	0	0	0	0	0	0	14	100.0	100.0	7.0
12/12	New England	3	1	1	0	0	2	2	0	0	0	0	0	0	13	33.3	100.0	4.3
12/18	at Denver	1	1	0	0	0	0	0	0	0	0	0	0	0	6	100.0	100.0	6.0
12/25	Tampa Bay	--	--	--	--	--	--	--	--	--	--	--	--	--	--	--	--	--
01/01	at Atlanta	--	--	--	--	--	--	--	--	--	--	--	--	--	--	--	--	--
01/08	at San Francisco	--	--	--	--	--	--	--	--	--	--	--	--	--	--	--	--	--
<b>TOTALS</b>		<b>38</b>	<b>23</b>	<b>17</b>	<b>4</b>	<b>0</b>	<b>11</b>	<b>11</b>	<b>0</b>	<b>1</b>	<b>0</b>	<b>3</b>	<b>0</b>	<b>0</b>	<b>196</b>	<b>60.5</b>	<b>89.5</b>	<b>5.2</b>

## OPPONENT

Date	Opponent	Pos	TD	PAT	2-Pt.	Miss		Blk/				Drive Ends				Score		
						PAT	FG	FGA	MFG	INT	Fum	Dwns	Half	Game	Pts	TD%	Pct.	Pts/Poss
09/11	Kansas City	6	6	5	0	1	0	0	0	0	0	0	0	0	41	100.0	100.0	6.8
09/18	at Las Vegas	4	2	2	0	0	2	2	0	0	0	0	0	0	20	50.0	100.0	5.0
09/25	L.A. Rams	3	1	1	0	0	1	1	0	0	1	0	0	0	10	33.3	66.7	3.3
10/02	at Carolina	1	1	0	0	0	0	0	0	0	0	0	0	0	6	100.0	100.0	6.0
10/09	Philadelphia	4	2	2	0	0	2	2	0	0	0	0	0	0	20	50.0	100.0	5.0
10/16	at Seattle	5	1	1	0	0	4	4	0	0	0	0	0	0	19	20.0	100.0	3.8
10/20	New Orleans	5	3	3	0	0	1	1	0	1	0	0	0	0	24	60.0	80.0	4.8
10/30	at Minnesota	5	5	4	0	1	0	0	0	0	0	0	0	0	34	100.0	100.0	6.8
11/06	Seattle	4	4	4	0	0	0	0	0	0	0	0	0	0	28	100.0	100.0	7.0
11/13	at L.A. Rams	3	2	2	0	0	1	1	0	0	0	0	0	0	17	66.7	100.0	5.7
11/21	San Francisco	2	2	2	0	0	0	0	0	0	0	0	0	0	14	100.0	100.0	7.0
11/27	L.A. Chargers	3	2	1	1	0	1	1	0	0	0	0	0	0	18	66.7	100.0	6.0
12/12	New England	4	2	2	0	0	1	1	0	0	0	0	0	1	17	50.0	75.0	4.3
12/18	at Denver	3	3	3	0	0	0	0	0	0	0	0	0	0	21	100.0	100.0	7.0
12/25	Tampa Bay	--	--	--	--	--	--	--	--	--	--	--	--	--	--	--	--	--
01/01	at Atlanta	--	--	--	--	--	--	--	--	--	--	--	--	--	--	--	--	--
01/08	at San Francisco	--	--	--	--	--	--	--	--	--	--	--	--	--	--	--	--	--
<b>TOTALS</b>		<b>52</b>	<b>36</b>	<b>32</b>	<b>1</b>	<b>2</b>	<b>13</b>	<b>13</b>	<b>0</b>	<b>1</b>	<b>1</b>	<b>0</b>	<b>0</b>	<b>1</b>	<b>289</b>	<b>69.2</b>	<b>94.2</b>	<b>5.6</b>

# CARDINALS HIGHS AND LOWS



HIGH	DATE	OPPONENT	OFFENSIVE CATEGORY	OPPONENT	DATE	LOW
42	10/20	vs. New Orleans	Points	at Seattle	10/16	9
25	10/20	vs. New Orleans	Points in a Quarter	vs. Kansas City	9/11	0
				at Las Vegas	9/18	
				vs. L.A. Rams	9/25	
				at Carolina	10/2	
				vs. Philadelphia	10/9	
				at Seattle	10/16	
				vs. Seattle	11/6	
				at L.A. Rams	11/13	
				vs. San Francisco	11/21	
				vs. L.A. Chargers	11/27	
				vs. New England	12/12	
28	10/20	vs. New Orleans	Points in a Half	at Denver	12/18	0
				at Las Vegas	9/18	
				vs. San Francisco	11/21	
				vs. New England	12/12	
5	10/20	vs. New Orleans	Total Touchdowns	vs. L.A. Rams	9/25	0
81	9/25	vs. L.A. Rams	Total Plays	at Denver	12/18	59
413	9/18	at Las Vegas	Total Net Yards	at Denver	12/18	240
28	9/18	at Las Vegas	Total First Downs	at Denver	12/18	13
11	9/18	at Las Vegas	First Downs Rushing	at Denver	12/18	4
17	10/30	at Minnesota	First Downs Passing	vs. Seattle	11/6	8
				at Denver	12/18	
4	9/18	at Las Vegas	First Down Penalties	vs. Kansas City	9/11	0
				vs. L.A. Rams	9/25	
				vs. Philadelphia	10/9	
				at Seattle	10/16	
57.1%	10/9	vs. Philadelphia	Third Down Efficiency	at Denver	12/18	16.7%
5.7	11/27	vs. L.A. Chargers	Average Yards Per Play	at Denver	12/18	4.1
181	11/27	vs. L.A. Chargers	Total Net Yards Rushing	vs. San Francisco	11/21	67
37	10/2	at Carolina	Rushing Attempts	at Denver	12/18	20
5.8	11/6	vs. Seattle	Rushing Average Yards	vs. San Francisco	11/21	2.8
2	9/18	at Las Vegas	Rushing Touchdowns	vs. L.A. Rams	9/25	0
				at Seattle	10/16	
				at Minnesota	10/30	
				vs. Seattle	11/6	
297	10/30	at Minnesota	Total Net Yards Passing	vs. Seattle	11/6	140
58	9/25	vs. L.A. Rams	Passing Attempts	vs. New Orleans	10/20	29
				vs. L.A. Chargers	11/27	
37	9/25	vs. L.A. Rams	Passing Completions	vs. L.A. Chargers	11/27	18
3	10/30	at Minnesota	Passing Touchdowns	vs. L.A. Rams	9/25	0
				at Seattle	10/16	
				vs. San Francisco	11/21	
				vs. New England	12/12	
				at Denver	12/18	
6.2	10/2	at Carolina	Passing Yards Average	vs. Seattle	11/6	3.5
3	10/30	at Minnesota	Passes Thrown for Interception	vs. Kansas City	9/11	0
				vs. L.A. Rams	9/25	
				vs. New Orleans	10/20	
				vs. Seattle	11/6	
				at L.A. Rams	11/13	
6	10/16	at Seattle	Times Sacked	at Las Vegas	9/18	1
				at Carolina	10/2	
				vs. Philadelphia	10/9	
				vs. L.A. Chargers	11/27	
6	10/16	at Seattle	QB Sacks	at Las Vegas	9/18	1
				at Carolina	10/2	
				vs. Philadelphia	10/9	
				vs. L.A. Chargers	11/27	
51	10/16	at Seattle	Sack Yards Lost	at Carolina	10/2	1
6	11/6	vs. Seattle	Total Punts	vs. New England	12/12	2
299	12/18	at Denver	Total Punt Yards	vs. New England	12/12	97
56.7	10/2	at Carolina	Punt Gross Average Yards	vs. L.A. Rams	9/25	40
46	12/18	at Denver	Punt Net Average Yards	vs. L.A. Rams	9/25	29
3	9/25	vs. L.A. Rams	Punt Returns	vs. New Orleans	10/20	0
40	10/16	at Seattle	Punt Return Yards	vs. Kansas City	9/11	-1
15.0	11/13	at L.A. Rams	Punt Return Yards Average	vs. Kansas City	9/11	-1.0
5	11/27	vs. San Francisco	Kickoff Returns	vs. L.A. Rams	9/25	0
				vs. San Francisco	11/21	
				vs. L.A. Rams	9/25	
				vs. San Francisco	11/21	
				vs. Philadelphia	10/9	
134	12/12	vs. New England	Kickoff Return Yards			
12	9/18	at Las Vegas	Total Penalties			
120	11/6	vs. Seattle	Penalty Yards	vs. Philadelphia	10/9	15
3	9/18	at Las Vegas	Total Fumbles	at Las Vegas	9/18	0
				vs. Philadelphia	10/9	
				at Denver	12/18	
1	10/16	at Seattle	Fumbles Lost	vs. Kansas City	9/11	0
				at Las Vegas	9/18	
				vs. L.A. Rams	9/25	
				at Carolina	10/2	
				vs. Philadelphia	10/9	
				vs. New Orleans	10/20	
				at L.A. Rams	11/13	
				vs. San Francisco	11/21	
				at Denver	12/18	
38:35	10/2	at Carolina	Time of Possession	vs. Kansas City	9/11	25:18
3	10/30	at Minnesota	Turnovers	vs. Kansas City	9/11	0
				vs. L.A. Rams	9/25	
				vs. New Orleans	10/20	
				at L.A. Rams	11/13	





# CARDINALS HIGHS AND LOWS

HIGH	DATE	OPPONENT	DEFENSIVE CATEGORY	OPPONENT	DATE	LOW
44	9/11	vs. Kansas City	Points	at Carolina	10/2	16
17	10/20	vs. New Orleans	Points in a Quarter	at Las Vegas	9/18	0
	11/21	vs. San Francisco		vs. L.A. Rams	9/25	
				at Carolina	10/2	
				at L.A. Rams	11/13	
				vs. San Francisco	11/21	
				vs. L.A. Chargers	11/27	
				vs. New England	12/12	
				at Denver	12/18	
23	9/11	vs. Kansas City	Points in a Half	at Las Vegas	9/18	3
				at L.A. Rams	11/13	
				at Denver	12/18	
6	9/11	vs. Kansas City	Total Touchdowns	at Seattle	10/16	1
71	10/9	vs. Philadelphia	Total Plays	vs. L.A. Rams	9/25	46
	10/20	vs. New Orleans				
494	10/20	vs. New Orleans	Total Net Yards	at Carolina	10/2	220
33	9/11	vs. Kansas City	Total First Downs	at Carolina	10/2	11
12	10/9	vs. Philadelphia	First Downs Rushing	at Carolina	10/2	3
	12/18	at Denver				
22	9/11	vs. Kansas City	First Downs Passing	at Carolina	10/2	8
4	9/11	vs. Kansas City	First Down Penalties	vs. L.A. Rams	9/25	0
				at Carolina	10/2	
				vs. Philadelphia	10/9	
				at L.A. Rams	11/13	
				vs. L.A. Chargers	11/27	
66.7%	11/6	vs. Seattle	Third Down Efficiency	at Carolina	10/2	20.0%
7.4	9/11	vs. Kansas City	Average Yards Per Play	at Carolina	10/2	4.3
	9/25	vs. L.A. Rams		at L.A. Rams	11/13	
173	10/30	at Minnesota	Total Net Yards Rushing	at Carolina	10/2	40
34	11/6	vs. Seattle	Rushing Attempts	at Carolina	10/2	13
	12/18	at Denver		vs. L.A. Chargers	11/27	
6	10/30	at Minnesota	Rushing Average Yards	at Carolina	10/2	3.1
3	10/30	at Minnesota	Rushing Touchdowns	at Las Vegas	9/18	0
				at Carolina	10/2	
				vs. New Orleans	10/20	
				vs. L.A. Chargers	11/27	
409	10/20	vs. New Orleans	Total Net Yards Passing	at Denver	12/18	156
49	10/20	vs. New Orleans	Passing Attempts	vs. L.A. Rams	9/25	25
35	11/27	vs. L.A. Chargers	Passing Completions	vs. L.A. Rams	9/25	18
5	9/11	vs. Kansas City	Passing Touchdowns	vs. L.A. Rams	9/25	0
				vs. Philadelphia	10/9	
				at Seattle	10/16	
				vs. New England	12/12	
9.2	9/11	vs. Kansas City	Passing Yards Average	at Seattle	10/16	4.4
	9/25	vs. L.A. Rams				
3	10/20	vs. New Orleans	Passes Thrown for Interception	vs. Kansas City	9/11	0
				at Las Vegas	9/18	
				vs. L.A. Rams	9/25	
				vs. Philadelphia	10/9	
				at Seattle	10/16	
				at Minnesota	10/30	
				vs. San Francisco	11/21	
				vs. L.A. Chargers	11/27	
7	12/18	at Denver	Times Sacked	vs. Kansas City	9/11	0
				vs. New Orleans	10/20	
				vs. San Francisco	11/21	
				vs. Kansas City	9/11	
				vs. New Orleans	10/20	
				vs. San Francisco	11/21	
				vs. Kansas City	9/11	
				vs. New Orleans	10/20	
				vs. San Francisco	11/21	
6	10/16	at Seattle	Total Punts	vs. Kansas City	9/11	2
	11/27	vs. L.A. Chargers		vs. New Orleans	10/20	
	12/12	vs. New England		vs. New Orleans	10/20	
293	10/16	at Seattle	Total Punt Yards	vs. New Orleans	10/20	94
54	9/11	vs. Kansas City	Punt Gross Average Yards	vs. L.A. Chargers	11/27	39
51	11/6	vs. Seattle	Punt Net Average Yards	vs. New England	12/12	32.7
5	9/11	vs. Kansas City	Punt Returns	at Las Vegas	9/18	0
44	9/11	vs. Kansas City	Punt Return Yards	at Las Vegas	9/18	0
	9/25	vs. L.A. Rams				
14.0	10/2	at Carolina	Punt Return Yards Average	at Las Vegas	9/18	0.0
	10/20	vs. New Orleans				
4	10/2	at Carolina	Kickoff Returns	at Las Vegas	9/18	0
				vs. Philadelphia	10/9	
				at Seattle	10/16	
				at Minnesota	10/30	
				vs. San Francisco	11/21	
				vs. L.A. Chargers	11/27	
				at Las Vegas	9/18	
				vs. Philadelphia	10/9	
				at Seattle	10/16	
				at Minnesota	10/30	
				vs. San Francisco	11/21	
				vs. L.A. Chargers	11/27	
10	9/18	at Las Vegas	Total Penalties	vs. Kansas City	9/11	3
	10/30	at Minnesota		vs. Philadelphia	10/9	
				vs. San Francisco	11/21	
86	10/30	at Minnesota	Penalty Yards	vs. Kansas City	9/11	25
5	9/11	vs. Kansas City	Total Fumbles	vs. New Orleans	10/20	0
				vs. San Francisco	11/21	
				vs. Philadelphia	10/9	
				vs. New Orleans	10/20	
				vs. Seattle	11/6	
				vs. San Francisco	11/21	
				vs. L.A. Chargers	11/27	
				vs. New England	12/12	
34:42	9/11	vs. Kansas City	Time of Possession	at Carolina	10/2	21:25
3	10/2	at Carolina	Turnovers	vs. Philadelphia	10/9	0
	10/20	vs. New Orleans		vs. San Francisco	11/21	
				vs. L.A. Chargers	11/27	



## 2022 REGULAR SEASON CARDINALS INDIVIDUAL SINGLE-GAME HIGHS

Touchdowns	2
Passes Attempted	58
Passes Completed	37
Completion Percentage	71.8
Passing Yards	326
Yards Per Attempt	7.4
Touchdown Passes	3
Pass Receptions	14
Receiving Yards	159
Touchdown Receptions	1

Rushing Yards	120
Rushing Attempts	25
Rushing Average	10.0
Rushing Touchdowns	2
Yards From Scrimmage	159
Combined Net Yards	159
Interceptions Made	1

Interceptions Thrown	2
INT Return Yards	56
Tackles	13
Sacks	3.0
Punts	6
Punts Inside the 20	2
Punting Average	56.7
Punt Returns	3
Punt Return Yards	40
Kickoff Returns	5
Kickoff Return Yards	134
Field Goals Attempted	4
Field Goals Made	4

James Conner	at Rams	11/13
Kyler Murray	vs. Rams	09/25
Kyler Murray	vs. Rams	09/25
Kyler Murray	at Panthers	10/02
Kyler Murray	at Vikings	10/30
Kyler Murray	at Vikings	10/30
Kyler Murray	at Vikings	10/30
Marquise Brown	vs. Rams	09/25
DeAndre Hopkins	at Vikings	10/30
James Conner	vs. Chargers	11/27
DeAndre Hopkins	vs. Chargers	11/27
A.J. Green	at Rams	11/13
Zach Ertz	vs. Seahawks	11/06
DeAndre Hopkins	vs. Seahawks	11/06
Zach Ertz	at Vikings	10/30
DeAndre Hopkins	at Vikings	10/30
Rondale Moore	at Vikings	10/30
Greg Dortch	vs. Saints	10/20
Marquise Brown	vs. Eagles	10/09
Marquise Brown	at Panthers	10/02
Zach Ertz	at Panthers	10/02
Greg Dortch	at Raiders	09/18
Marquise Brown	vs. Chiefs	09/11
Zach Ertz	vs. Chiefs	09/11
James Conner	vs. Chargers	11/27
James Conner	vs. Chargers	11/27
Kyler Murray	at Seahawks	10/16
James Conner	at Rams	11/13
DeAndre Hopkins	at Vikings	10/30
DeAndre Hopkins	at Vikings	10/30
Budda Baker	at Broncos	12/18
Isaiah Simmons	vs. Patriots	12/12
Zaven Collins	vs. Chargers	11/27
Budda Baker	at Rams	11/13
Zaven Collins	vs. Seahawks	11/06
Antonio Hamilton	vs. Saints	10/20
Isaiah Simmons	vs. Saints	10/20
Marco Wilson	vs. Saints	10/20
Jalen Thompson	vs. Eagles	10/09
Dennis Gardeck	at Panthers	10/02
Jalen Thompson	at Panthers	10/02
Trace McSorley	at Broncos	12/18
Kyler Murray	at Vikings	10/30
Isaiah Simmons	vs. Saints	10/20
Isaiah Simmons	vs. Eagles	10/09
Budda Baker	vs. Chiefs	09/11
J.J. Watt	at Broncos	12/18
Andy Lee	at Broncos	12/18
Andy Lee	vs. Seahawks	11/06
Andy Lee	at Broncos	12/18
Andy Lee	vs. 49ers	11/21
Andy Lee	at Vikings	10/30
Andy Lee	vs. Eagles	10/09
Andy Lee	at Panthers	10/02
Greg Dortch	at Rams	11/13
Greg Dortch	at Vikings	10/30
Greg Dortch	at Seahawks	10/16
Greg Dortch	at Panthers	10/02
Greg Dortch	vs. Rams	09/25
Greg Dortch	at Rams	11/13
Pharoh Cooper	vs. Patriots	12/12
Pharoh Cooper	vs. Patriots	12/12
Matt Prater	vs. Rams	09/25
Matt Prater	vs. Rams	09/25

## OPPONENT DATE

## 2022 REGULAR SEASON ARIZONA CARDINALS LONGEST PLAYS

Run From Scrimmage	45
Touchdown Run	11
Passing Long	47
Touchdown Pass Long	38
Pass Reception	47
Touchdown Reception	38
Interception Return	56
Longest INT Return for TD	56
Longest Opponent's Fumble Return	59
Punt Return	18
Kickoff Return	44
Punt	65
Field Goal	55
Field Goal Attempt	55

Eno Benjamin	vs. Saints	10/20
Eno Benjamin	vs. Eagles	10/09
Colt McCoy	vs. 49ers	11/21
Kyler Murray	at Vikings	10/30
Greg Dortch	vs. 49ers	11/21
Rondale Moore	at Vikings	10/30
Isaiah Simmons	vs. Saints	10/20
Isaiah Simmons	vs. Saints	10/20
Byron Murphy Jr.	at Raiders	09/18
Greg Dortch	at Raiders	09/18
Eno Benjamin	vs. Chiefs	09/11
Andy Lee	vs. Seahawks	11/06
Matt Prater	at Broncos	12/18
Matt Prater	at Broncos	12/18

## OPPONENT DATE



# OPPONENT SUPERLATIVES

## 2022 REGULAR SEASON OPPONENTS INDIVIDUAL SINGLE-GAME HIGHS

## OPPONENT DATE

<b>Touchdowns</b>	2	Brandon Aiyuk	vs. 49ers	11/21
		George Kittle	vs. 49ers	11/21
		Kenneth Walker III	vs. Seahawks	11/06
		Juwan Johnson	vs. Saints	10/20
		Jalen Hurts	vs. Eagles	10/09
		Clyde Edwards-Helaire	vs. Chiefs	09/11
<b>Passes Attempted</b>	47	Justin Herbert	vs. Chargers	11/27
		Andy Dalton	vs. Saints	10/20
<b>Passes Completed</b>	35	Justin Herbert	vs. Chargers	11/27
<b>Completion Percentage</b>	80.7	Brett Rypien	at Broncos	12/18
<b>Passing Yards</b>	361	Andy Dalton	vs. Saints	10/20
<b>Yards Per Attempt</b>	10.0	Matthew Stafford	vs. Rams	09/25
<b>Touchdown Passes</b>	5	Patrick Mahomes	vs. Chiefs	09/11
<b>Pass Receptions</b>	11	Austin Ekeler	vs. Chargers	11/27
<b>Receiving Yards</b>	121	Travis Kelce	vs. Chiefs	09/11
<b>Touchdown Receptions</b>	2	Brandon Aiyuk	vs. 49ers	11/21
		George Kittle	vs. 49ers	11/21
		Juwan Johnson	vs. Saints	10/20
		Clyde Edwards-Helaire	vs. Chiefs	09/11
<b>Rushing Yards</b>	130	Latavius Murray	at Broncos	12/18
<b>Rushing Attempts</b>	26	Kenneth Walker III	vs. Seahawks	11/06
<b>Rushing Average</b>	14.0	Pierre Strong Jr.	vs. Patriots	12/12
<b>Rushing Touchdowns</b>	2	Kenneth Walker III	vs. Seahawks	11/06
		Jalen Hurts	vs. Eagles	10/09
<b>Yards From Scrimmage</b>	142	Latavius Murray	at Broncos	12/18
<b>Combined Net Yards</b>	142	Latavius Murray	at Broncos	12/18
<b>Interceptions Made</b>	2	Justin Simmons	at Broncos	12/18
<b>Interceptions Thrown</b>	3	Andy Dalton	vs. Saints	10/20
<b>INT Return Yards</b>	43	Justin Simmons	at Broncos	12/18
<b>Tackles</b>	16	Divine Deablo	at Raiders	09/18
<b>Sacks</b>	3.0	Josh Uche	vs. Patriots	12/12
		Za'Darius Smith	at Vikings	10/30
<b>Punts</b>	6	Michael Palardy	vs. Patriots	12/12
		JK Scott	vs. Chargers	11/27
		Michael Dickson	at Seahawks	10/16
<b>Punts Inside the 20</b>	4	JK Scott	vs. Chargers	11/27
<b>Punting Average</b>	54.0	Tommy Townsend	vs. Chiefs	09/11
<b>Punt Returns</b>	4	Montrell Washington	at Broncos	12/18
		Skye Moore	vs. Chiefs	09/11
<b>Punt Return Yards</b>	43	Brandon Powell	vs. Rams	09/25
<b>Kickoff Returns</b>	2	Marcus Jones	vs. Patriots	12/12
		Brandon Powell	at Rams	11/13
		Dee Eskridge	vs. Seahawks	11/06
		Chuba Hubbard	at Panthers	10/02
<b>Kickoff Return Yards</b>	47	Marcus Jones	vs. Patriots	12/12
<b>Field Goals Attempted</b>	4	Jason Myers	at Seahawks	10/16
<b>Field Goals Made</b>	4	Jason Myers	at Seahawks	10/16

## 2022 REGULAR SEASON OPPONENTS LONGEST PLAYS

## OPPONENT DATE

<b>Run From Scrimmage</b>	44	Pierre Strong Jr.	vs. Patriots	12/12
<b>Touchdown Run</b>	39	Deebo Samuel	vs. 49ers	11/21
<b>Passing Long</b>	64	Andy Dalton	vs. Saints	10/20
<b>Touchdown Pass Long</b>	53	Andy Dalton	vs. Saints	10/20
<b>Pass Reception</b>	64	Kevin White	vs. Saints	10/20
<b>Touchdown Reception</b>	53	Rashid Shaheed	vs. Saints	10/20
<b>Interception Return</b>	33	Frankie Luvu	at Panthers	10/02
<b>Longest INT Return for TD</b>	33	Frankie Luvu	at Panthers	10/02
<b>Longest Opponent's Fumble Return</b>	23	Raekwon McMillan	vs. Patriots	12/12
<b>Punt Return</b>	22	Brandon Powell	vs. Rams	09/25
<b>Punt</b>	66	AJ Cole	at Raiders	09/18
<b>Field Goal</b>	55	Daniel Carlson	at Raiders	09/18
<b>Field Goal Attempt</b>	56	Greg Joseph	at Vikings	10/30



# CARDINALS TRANSACTIONS



DATE	POS.	NAME	TRANSACTION
1/16	CB	Breon Borders	Released
1/17	DL	Zach Kerr	Elevated to the active roster from the practice squad as a standard elevation
1/17	CB	Kevin Peterson	Elevated to the active roster from the practice squad as a standard elevation
1/17	LB	Ezekiel Turner	Activated from the injured reserve/designated for return list
1/17	DL	J.J. Watt	Activated from the injured reserve/designated for return list
1/19	G	Eric Smith	Signed a reserve/future contract
1/19	S	Javon Hagan	Signed a reserve/future contract
1/19	TE	Bernhard Seikovits	Signed a reserve/future contract
1/19	ILB	Joe Walker	Signed a reserve/future contract
1/19	WR	Andre Baccellia	Signed a reserve/future contract
1/19	CB	Breon Borders	Signed a reserve/future contract
1/19	CB	Nate Brooks	Signed a reserve/future contract
1/19	DE	Matt Dickerson	Signed a reserve/future contract
1/19	G	Danny Isidora	Signed a reserve/future contract
1/19	G	Koda Martin	Signed a reserve/future contract
1/19	RB	Jaylen Samuels	Signed a reserve/future contract
1/19	TE	David Wells	Signed a reserve/future contract
1/19	CB	Jace Whittaker	Signed a reserve/future contract
1/19	TE	Deon Yelder	Signed a reserve/future contract
1/25	P	Nolan Cooney	Signed a reserve/future contract
2/9	DE	Jonathan Ledbetter	Signed a reserve/future contract
3/9	RB	Jonathan Ward	Signed to a one-year contract
3/9	ILB	Jordan Hicks	Released
3/10	WR	Antoine Wesley	Signed to a one-year contract
3/13	TE	Zach Ertz	Signed to a three-year contract
3/14	QB	Colt McCoy	Signed to a two-year contract
3/14	RB	James Conner	Signed to a three-year contract
3/14	OLB	Dennis Gardeck	Signed to a three-year contract
3/14	DE	Michael Dogbe	Signed to a one-year contract
3/16	CB	Jeff Gladney	Signed to a two-year contract
3/16	TE	Maxx Williams	Signed to a one-year contract
3/17	LS	Aaron Brewer	Signed to a one-year contract
3/17	P	Andy Lee	Signed to a one-year contract
3/18	ILB	Ezekiel Turner	Signed to a one-year contract
3/22	OLB	Nick Vigil	Signed to a one-year contract
3/28	G	Will Hernandez	Signed to a one-year contract
4/4	TE	Stephen Anderson	Signed to a one-year contract
4/14	WR	A.J. Green	Signed to a one-year contract
4/19	OL	Haggai Ndubuisi	Signed to a three-year contract
4/26	OLB	Ron'Dell Carter	Awarded waiver claim (Houston)
4/26	CB	Antonio Hamilton	Re-signed to a one-year contract
4/28	WR	Marquise Brown	Acquired from the Ravens along with a third-round selection in the 2022 NFL Draft for a first-round selection in the 2022 NFL Draft
5/2	S	Charles Washington	Re-signed to a one-year contract
5/12	RB	Keaontay Ingram	Signed to a four-year contract
5/12	LB	Jesse Luketa	Signed to a four-year contract
5/12	OL	Lecitus Smith	Signed to a four-year contract
5/13	DL	Kingsley Keke	Signed to a one-year contract
5/17	LB	Jessie Lemonier	Awarded waiver claim (Detroit)
5/17	OL	Marquis Hayes	Signed to a four-year contract
5/17	CB	Christian Matthew	Signed to a four-year contract
5/17	TE	Trey McBride	Signed to a four-year contract
5/18	DE	Myjai Sanders	Signed to a four-year contract
5/31	RB	Jaylen Samuels	Released
5/31	RB	Darrel Williams	Signed to a one-year contract
6/16	CB	Josh Jackson	Signed to a one-year contract
6/16	LB	Ben Niemann	Signed to a one-year contract
7/21	QB	Kyler Murray	Signed to a five-year contract extension
7/22	TE	Maxx Williams	Placed on PUP
7/22	WR	Victor Bolden Jr.	Signed a one-year contract
7/26	WR	Marquise Brown	Placed on NFI
7/29	DL	Matt Dickerson	Released
7/29	TE	David Wells	Released
7/29	DL	Antwaun Woods	Signed to a one-year contract
7/29	DL	Christian Ringo	Signed to a one-year contract
8/2	WR	Christian Blake	Released
8/2	OL	Rashaad Coward	Signed to a one-year contract
8/2	WR	Marquise Brown	Activated from NFI
8/4	TE	Maxx Williams	Activated from PUP
8/4	OL	Eric Smith	Released
8/4	WR	Marcell Ateman	Signed to a one-year contract
8/9	CB	Nate Brooks	Released
8/9	CB	Cortez Davis	Signed to a one-year contract
8/14	CB	Breon Borders	Released
8/14	DL	Kingsley Keke	Released
8/14	OL	Greg Long	Released
8/14	OL	Haggai Ndubuisi	Released
8/14	RB	Ronnie Rivers	Released
8/17	LB	Jessie Lemonier	Released
8/18	TE	Josh Hokit	Signed a one-year contract
8/19	TE	Deon Yelder	Released
8/19	OL	Greg Long	Re-signed
8/22	WR	Marcell Ateman	Released
8/22	OL	Cody Ford	Acquired from the Bills in exchange for a 2023 fifth round draft choice
8/23	CB	Darrell Baker Jr.	Waived/Injured
8/23	P	Nolan Cooney	Released
8/23	CB	Cortez Davis	Released
8/23	TE	Josh Hokit	Released
8/29	CB	Josh Jackson	Released
8/29	OL	Koda Martin	Released
8/29	LB	Joe Walker	Released
8/30	CB	Trayvon Mullen Jr.	Acquired from Raiders in exchange for an undisclosed 2023 draft pick
8/30	OL	Marquis Hayes	Placed on Injured Reserve
8/30	TE	Stephen Anderson	Released
8/30	WR	Andre Baccellia	Released
8/30	WR	Victor Bolden Jr.	Released
8/30	LS	Aaron Brewer	Released
8/30	OL	Rashaad Coward	Released
8/30	OL	Danny Isidora	Released
8/30	DL	Manny Jones	Released
8/30	LB	Devon Kennard	Released
8/30	WR	Jontre Kirklin	Released
8/30	LB	Jesse Luketa	Released
8/30	QB	Trace McSorley	Released
8/30	WR	JaVonta Payton	Released
8/30	TE	Bernhard Seikovits	Released
8/30	CB	Jace Whittaker	Released
8/30	S	James Wiggins	Released
8/30	DL	Antwaun Woods	Released
8/30	LB	Chandler Wooten	Released
8/30	OL	Justin Murray	Reached injury settlement
8/30	DL	Christian Ringo	Reached injury settlement
8/30	OL	Josh Miles	Waived/Injured
8/30	TE	Chris Pierce Jr.	Waived/Injured
8/30	WR	DeAndre Hopkins	Placed on Reserve/Suspended List
8/31	CB	Christian Matthew	Released
8/31	WR	Andre Baccellia	Signed to practice squad
8/31	WR	Victor Bolden Jr.	Signed to practice squad
8/31	OL	Rashaad Coward	Signed to practice squad
8/31	DL	Danny Isidora	Signed to practice squad
8/31	DL	Manny Jones	Signed to practice squad
8/31	WR	Jontre Kirklin	Signed to practice squad
8/31	LB	Jesse Luketa	Signed to practice squad
8/31	QB	Trace McSorley	Signed to practice squad
8/31	CB	Jace Whittaker	Signed to practice squad
8/31	DL	Antwaun Woods	Signed to practice squad
8/31	LB	Chandler Wooten	Signed to practice squad
8/31	TE	Bernhard Seikovits	International Player Practice Squad Exemption
8/31	CB	Javelin Guidry	Claimed off waivers (NYJ)
8/31	TE	Chris Pierce Jr.	Placed on Injured Reserve
8/31	OL	Josh Miles	Placed on Injured Reserve
9/1	TE	Stephen Anderson	Re-signed to roster
9/1	CB	Christian Matthew	Re-signed to roster
9/1	LS	Aaron Brewer	Re-signed to roster
9/1	CB	Antonio Hamilton	Placed on non-football injury
9/1	S	Charles Washington	Placed on Injured Reserve
9/1	WR	Antoine Wesley	Placed on Injured Reserve
9/1	LB	Devon Kennard	Signed to practice squad
9/1	S	Steven Parker	Signed to practice squad
9/1	S	Josh Thomas	Signed to practice squad
9/1	OL	Badara Traore	Signed to practice squad
9/2	TE	Chris Pierce Jr.	Waived/Injured
9/2	S	Jalen Thompson	Signed to a three-year contract extension
9/2	DT	Andrew Brown	Signed to practice squad
9/7	QB	Colt McCoy	Placed on Injured Reserve
9/7	QB	Trace McSorley	Signed to active roster
9/7	WR	Jontre Kirklin	Released
9/7	CB	Corey Ballentine	Signed to practice squad
9/10	LB	Devon Kennard	Elevated from practice squad to active roster
9/10	CB	Jace Whittaker	Elevated from practice squad to active roster
9/10	CB	Javelin Guidry	Released
9/10	WR	Andre Baccellia	Signed from practice squad to active roster
9/10	OL	Cody Ford	Placed on Injured Reserve
9/10	OL	Max Garcia	Signed from NYG's practice squad to active roster
9/14	WR	Victor Bolden Jr.	Placed on PS-Injured Reserve
9/14	OL	Rashaad Coward	Placed on PS-Injured Reserve
9/14	WR	Jeff Cotton Jr.	Signed to practice squad
9/14	WR	JaVonta Payton	Signed to practice squad
9/14	OL	Koda Martin	Signed to practice squad
9/15	WR	JaVonta Payton	Released
9/15	WR	Javon Wims	Signed to practice squad
9/17	LB	Devon Kennard	Elevated from practice squad to active roster
9/17	CB	Jace Whittaker	Elevated from practice squad to active roster
9/20	WR	Andre Baccellia	Released
9/20	LB	Devon Kennard	Signed to active roster
9/20	OL	Lachavious Simmons	Signed to practice squad
9/20	OL	Koda Martin	Released
9/20	CB	Corey Ballentine	Released
9/20	WR	Jeff Cotton Jr.	Released
9/20	S	Steven Parker	Released
9/21	WR	Andre Baccellia	Signed to practice squad



# CARDINALS TRANSACTIONS

9/24	WR	Andre Baccellia	Elevated from practice squad to active roster
9/24	CB	Jace Whittaker	Elevated from practice squad to active roster
9/27	LB	Jesse Luketa	Signed to the active roster
9/27	S	Deionte Thompson	Released
9/29	S	Chris Banjo	Signed to practice squad
10/1	WR	Andre Baccellia	Elevated from practice squad to active roster
10/1	S	Chris Banjo	Elevated from practice squad to active roster
10/4	OL	Billy Price	Signed from LV's practice squad to active roster
10/4	WR	Andy Isabella	Released
10/4	QB	Jarrett Guarantano	Released
10/4	K	Matt Ammendola	Signed to practice squad
10/5	OL	Koda Martin	Signed to practice squad
10/5	OL	Lachavious Simmons	Placed on practice squad/injured reserve
10/7	TE	Maxx Williams	Released
10/8	LEO	Nick Vigil	Placed on Injured Reserve
10/8	CB	Antonio Hamilton	Activated from the designated to return list
10/8	WR	Andre Baccellia	Signed to the active roster
10/8	K	Matt Ammendola	Elevated from practice squad to active roster
10/8	S	Chris Banjo	Elevated from practice squad to active roster
10/10	TE	Maxx Williams	Signed to practice squad
10/10	WR	C.J. Board	Released
10/11	WR	Andre Baccellia	Released
10/11	OL	Danny Isidora	Released
10/12	K	Matt Ammendola	Signed to active roster from practice squad
10/12	S	Chris Banjo	Signed to active roster from practice squad
10/12	RB	Jonathan Ward	Placed on Injured Reserve
10/12	RB	Corey Clement	Signed to practice squad
10/12	RB	Ty'Son Williams	Signed to practice squad
10/12	WR	Laquon Treadwell	Signed to practice squad
10/12	WR	Andre Baccellia	Signed to practice squad
10/15	LB	Devon Kennard	Released
10/15	QB	Colt McCoy	Activated from injured reserve list
10/17	WR	Robbie Anderson	Acquired from Panthers in exchange for undisclosed draft picks
10/17	K	Matt Ammendola	Released
10/17	WR	DeAndre Hopkins	Activated from Reserve/Suspended list
10/18	OL	Cody Ford	Designated to return from injured list
10/18	WR	Stanley Berryhill	Released
10/18	K	Rodrigo Blankenship	Signed to practice squad
10/20	WR	Marquise Brown	Placed on Injured Reserve
10/20	OL	Justin Pugh	Placed on Injured Reserve
10/20	OL	Cody Ford	Activated from the designated to return list
10/26	DL	Rashard Lawrence	Placed on Injured Reserve
10/26	K	Rodrigo Blankenship	Signed to active roster
10/26	WR	Laquon Treadwell	Released
10/26	OL	Danny Isidora	Signed to practice squad
10/26	OL	Sage Doxtater	Signed to practice squad
11/2	K	Rodrigo Blankenship	Waived/Injured
11/2	LB	Kamu Grugier-Hill	Signed to a one-year contract
11/2	DL	Eric Banks	Signed to practice squad
11/2	OL	Rashaad Coward	Signed to practice squad
11/2	RB	Darrel Williams	Placed on Injured Reserve
11/2	DT	Trysten Hill	Claimed off waivers (DAL)
11/7	P	Nolan Cooney	Signed to practice squad
11/7	OL	Koda Martin	Released
11/9	S	Charles Washington	Designated to return from injured list
11/9	DL	Antwaun Woods	Placed on PS-Injured Reserve
11/9	OL	Koda Martin	Signed to practice squad
11/9	OL	Jean Delance	Signed to practice squad
11/9	OL	Sage Doxtater	Signed to practice squad
11/9	OL	Wyatt Davis	Claimed off waivers (NO)
11/9	OL	Will Hernandez	Placed on Injured Reserve
11/10	DL	Michael Dogbe	Released
11/12	C	Rodney Hudson	Placed on Injured Reserve
11/12	K	Tristan Vizcaino	Signed to active roster
11/12	S	Charles Washington	Activated from the designated to return list
11/14	RB	Eno Benjamin	Released
11/15	K	Tristan Vizcaino	Released
11/15	OL	Sage Doxtater	Released
11/15	LB	Blake Lynch	Released
11/15	OL	Rashaad Coward	Signed to active roster
11/15	DL	Michael Dogbe	Signed to practice squad
11/16	WR	Marquise Brown	Designated to return from injured list
11/16	TE	Chris Pierce Jr.	Signed to practice squad
11/16	OL	Julien Davenport	Signed to practice squad
11/19	RB	Corey Clement	Signed to active roster
11/21	DL	Michael Dogbe	Elevated to active roster from practice squad
11/21	TE	Maxx Williams	Elevated to active roster from practice squad
11/22	RB	Jonathan Ward	Released
11/22	OL	Jean Delance	Released
11/22	DL	Michael Dogbe	Released
11/23	WR	Pharoh Cooper	Signed to practice squad
11/23	S	Juju Hughes	Signed to practice squad
11/26	WR	Andre Baccellia	Signed to active roster from practice squad
11/26	WR	Marquise Brown	Activated from the designated to return list
11/26	WR	Pharoh Cooper	Elevated from practice squad to active roster
11/26	TE	Zach Ertz	Placed on Injured Reserve
11/26	OL	D.J. Humphries	Placed on Injured Reserve
11/26	TE	Maxx Williams	Elevated from practice squad to active roster
11/28	WR	Andre Baccellia	Released
11/30	WR	Andre Baccellia	Signed to practice squad
12/6	DL	Michael Dogbe	Signed to practice squad
12/6	LB	Blake Lynch	Signed to practice squad
12/12	WR	Pharoh Cooper	Elevated from practice squad to active roster
12/12	TE	Maxx Williams	Elevated from practice squad to active roster
12/13	CB	Trayvon Mullen Jr.	Released
12/17	CB	Nate Hairston	Elevated from practice squad to active roster
12/17	OL	Will Hernandez	Activated from the designated to return list
12/17	DL	Manny Jones	Elevated from practice squad to active roster

# CARDINALS PARTICIPATION



2022 REGULAR SEASON ARIZONA CARDINALS PLAYER PARTICIPATION																		2022			
PLAYERS	1 KC	2 @LV	3 LAR	4 @CAR	5 PHI	6 @SEA	7 NO	8 @MIN	9 SEA	10 @LAR	11 SF	12 LAC	13 NE	14 @DEN	15 TB	16 @ATL	17 @SF	GP	GS	DNP	IN
Zach Allen	DT	DT	DT	DT	DT	DT	DT	DT	DT	DT	DT	DT	DT	DT	DT	DT	DT	13	13	0	1
Matt Amendola					P	P												2	0	0	0
Robbie Anderson									WR									8	1	0	0
Stephen Anderson	P	P	P	P	P	P	P	P	P	P	P	P	P	P	P	P	P	14	0	0	0
Andre Baccellia	P	P	P	P	P	PS	PS	PS	PS	PS	PS	PS	PS	PS	PS	PS	PS	6	0	0	0
Budda Baker	S	S	S	S	S	S	S	S	S	S	S	S	S	S	S	S	S	14	14	0	0
Chris Banjo					P	DB	P	P	P	P	P	P	P	P	P	P	P	11	1	0	0
Eric Banks										PS	PS	PS	PS	PS	PS	PS	PS	0	0	0	0
Kelvin Beachum	RT	RT	RT	RT	RT	RT	RT	RT	RT	RT	RT	RT	RT	RT	RT	RT	RT	14	14	0	0
Eno Benjamin	P	P	P	P	P	P	P	P	P	P	P	P	P	P	P	P	P	10	3	0	0
Stanley Berryhill			PS	PS	PS	PS												0	0	0	0
Rodrigo Blankenship							P	P										2	0	0	0
David Blough														IA				0	0	0	1
C.J. Board			PS	PS	PS													0	0	0	0
Victor Bolden Jr.	PS	PS/IR																0	0	0	0
Aaron Brewer	P	P	P	P	P	P	P	P	P	P	P	P	P	P	P	P	P	14	0	0	0
Andrew Brown		PS	PS	PS	PS	PS	PS	PS	PS	PS	PS	PS	PS	PS	PS	PS	PS	0	0	0	0
Marquise Brown		WR	WR	WR	WR	WR	WR	WR	WR	WR	WR	WR	WR	WR	WR	WR	WR	9	9	0	0
Corey Clement	NOTT	NOTT	NOTT	NOTT	NOTT	NOTT	P	P	P	P	P	P	P	P	P	P	P	6	0	0	0
Zaven Collins	ILB	ILB	ILB	ILB	ILB	ILB	ILB	ILB	ILB	ILB	ILB	ILB	ILB	ILB	ILB	ILB	ILB	14	14	0	0
James Conner	RB	RB	RB	RB	RB	RB	IAJ	IAJ	IAJ	IAJ	RB	RB	RB	RB	RB	RB	RB	11	11	0	3
Nolan Cooney																		0	0	0	0
Pharoah Cooper													P	P	PS			2	0	0	0
Jeff Cotton Jr.		PS																0	0	0	0
Rashaad Coward	PS	PS/IR							PS	LG	LG	LG	IAJ	IAJ				3	3	0	2
Tae Daley	IR																	0	0	0	0
Julien Davenport											PS	PS	PS	PS	PS			0	0	0	0
Wyatt Davis										P	DNP	IA	DNP	IA				1	0	2	2
Jean Delance										PS	PS							0	0	0	0
Victor Dimukeje	P	P	P	P	P	P	OLB	OLB	P	P	IA	P	P	P	P	P	P	13	2	0	1
Michael Dogbe	DE	P	P	DE	P	P	P	P	P	P	P	P	PS	PS				10	2	0	0
Greg Dortch	WR	WR	P	P	P	P	P	P	P	P	P	IAJ	P	P				13	2	0	1
Sage Doughter									PS	PS								0	0	0	0
Zach Ertz	TE	TE	TE	TE	TE	TE	TE	TE	TE	TE	IA	IR	IR	IR	IR	IR	IR	10	10	0	1
Cody Ford	IR	IR	IR	IR	IR	IR	IR	IR	LG	LG	P	P	LG	P				8	3	0	0
Leki Fotu	P	P	P	P	NT	P	P	NT	NT	NT	NT	P	P	NT				14	6	0	0
Max Garcia	P	P	P	P	IAJ	P	LG	IAJ	IAJ	IAJ	IAJ	RG	RG	LG				9	4	0	5
Dennis Gardeck	P	OLB	P	P	P	OLB	IAJ	IAJ	IAJ	IAJ	P	P	P	P				11	2	0	3
Markus Golden	OLB	OLB	OLB	OLB	OLB	OLB	P	P	OLB	OLB	P	OLB	OLB	OLB	OLB	OLB	OLB	14	11	0	0
A.J. Green	WR	WR	WR	WR	IAJ	P	DNP	WR	P	P	WR	WR	WR	WR	WR	WR	WR	12	8	1	1
Kamu Grugier-Hill	PS									P	P	P	P	P				6	0	0	0
Jarrett Guarantano		PS	PS	PS	PS													0	0	0	0
Nate Hairston					PS	PS	PS	PS	PS	PS	PS	PS	PS	PS				1	0	0	0
Antonio Hamilton	NFIN	NFIN	NFIN	NFIN	P	P	P	P	P	P	P	P	P	P	IAJ			9	4	0	1
Sean Harlow	IR	P	P	P	C	C	C	P	P	P	P	P	P	P	P			14	3	0	0
Marquis Hayes	IR	IR	IR	IR	IR	IR	IR	IR	IR	IR	IR	IR	IR	IR	IR	IR	IR	0	0	0	0
Will Hernandez	RG	RG	RG	RG	RG	RG	RG	RG	RG	RG	IA	P	P	P	P			10	10	0	0
Tyston Hill																		5	0	0	0
DreAndre Hopkins	SUS	SUS	SUS	SUS	SUS	SUS	WR	WR	WR	WR	WR	WR	WR	WR	WR	WR	WR	8	8	0	0
Rodney Hudson	C	C	C	C	IAJ	IAJ	IAJ	IAJ	IAJ	IAJ	IR	IR	IR	IR	IR	IR	IR	4	4	0	5
Julu Hughes											PS	PS	PS	PS				0	0	0	0
D.J. Humphries	LT	LT	LT	LT	LT	LT	LT	IAJ	LT	IAJ	IAJ	IR	IR	IR	IR			8	8	0	3
Keaontay Ingram	IA	IA	IA	IA	IA	IA	P	P	P	P	P	P	P	P	P			9	0	0	5
Andy Isabella	P	GXGD	P	P	P													3	0	0	1
Danny Isidora	PS	PS	PS	PS	PS				PS									0	0	0	0
Josh Jones	P	P	P	P	P	P	P	LT	P	LT	LT	LT	LT	LT				14	6	0	0
Manny Jones	PS	PS	PS	PS	PS	PS	PS	PS	PS	PS	PS	PS	PS	PS	P			2	0	0	0
Devon Kennard	P	P	P	P	OLB													5	1	0	0
Rashard Lawrence	NT	NT	NT	IAJ	IAJ	NT	NT	IR	IR	IR	IR	IR	IR	IR	IR	IR	IR	5	5	0	2
Jonathan Ledbetter	P	IA	IA	P	P	P	P	P	P	P	DE	P	P	DE				12	2	0	2
Andy Lee	P	P	P	P	P	P	P	P	P	P	P	P	P	P	P			14	0	0	0
Jesse Luketa	PS	PS	PS	IA	IA	P	P	P	P	IA	IA	IA	IA	IA	PS	PS	PS	5	0	0	6
Blake Lynch							PS	PS	PS	PS	PS	PS	PS	PS				0	0	0	0
Koda Martin		PS			PS	PS	PS	PS	PS	PS	PS	PS	PS	PS	PS			0	0	0	0
Christian Matthew	P	P	IA	P	P	P	P	IAJ	IAJ	P	P	P	P	P	P	P	P	11	1	0	3
Trey McBride	IA	P	TE	TE	TE	TE	TE	TE	P	TE	TE	TE	TE	TE	TE			13	10	0	1
Colt McCoy	IR	IR	IR	IR	IR	DNP	DNP	DNP	DNP	QB	QB	DNP	P	QB				4	3	5	0
Trace McSorley	P	DNP	DNP	DNP	DNP	IA	DNP	IA	IA	P	P	IA	IA	IA	IR			4	0	5	5
Josh Miles	IR	IR	IR	IR	IR	IR	IR	IR	IR	IR	IR	IR	IR	IR	IR	IR	IR	0	0	0	0
Rondale Moore	IAJ	IAJ	IAJ	WR	WR	WR	WR	WR	WR	WR	WR	WR	WR	WR	WR	WR	WR	8	8	0	5
Trayvon Mullen Jr.	IAJ	IAJ	P	P	IAJ	IAJ	IAJ	P	P	P	P	P	P	IAJ	IAJ			8	0	0	5
Byron Murray	QB	CB	CB	CB	CB	CB	CB	CB	CB	CB	IAJ	IAJ	IAJ	QB	QB	IAJ		9	9	0	5
Kyler Murray	QB	QB	QB	QB	QB	QB	QB	QB	QB	QB	QB	QB	QB	QB	QB	IR		11	11	0	2
Ben Niemann	P	P	P	ILB	P	P					ILB	P	ILB	ILB				14	7	0	0
Steven Parker	PS	PS																0	0	0	0
Chris Pierce Jr.												PS	PS	PS	PS			0	0	0	0
Matt Prater	P	P	P	P	IAJ	IAJ	IAJ	P	P	IAJ	P	P	P	P	P			10	0	0	4
Billy Price					DNP	DNP	C	C	C	C	C	C	C	C	C			8	8	2	0
Justin Pugh	IAJ	LG	LG	LG	LG	LG	IR	IR	IR	IR	IR	IR	IR	IR	IR	IR	IR	5	5	0	1
Christian Ringo							PS											0	0	0	0
Myjai Sanders	IA	IA	IA	IA	P	P	P	P	P	P	P	P	OLB	OLB	P			10	2	0	4
Bernhard Seikovits	IPP	IPP	IPP	IPP	IPP	IPP	IPP	IPP	IPP	IPP	IPP	IPP	IPP	IPP	IPP	IPP	IPP	0	0	0	0
Isaiah Simmons	ILB	P	P	ILB	P	P	ILB	ILB	ILB	ILB	ILB	ILB	ILB	ILB	ILB	ILB	ILB	14	10	0	0
Lachavious Simmons			PS	PS	PS/IR	PS/IR	PS/IR	PS/IR	PS/IR	PS/IR	PS/IR	PS/IR	PS/IR	PS/IR	PS/IR	PS/IR	PS/IR	0	0	0	0
Lecitus Smith	P	IA	IA	IA	P	IA	IA	DNP	P	LG	LG	P	P	P				8	2	1	5
Carson Strong																		0	0	0	0
Cameron Thomas	P	P	P	P	P	P	P	P	P	P	P	P	P	P	P			14	0	0	0
Josh Thomas	PS	PS	PS	PS	PS	PS	PS	PS	PS	PS	PS	PS	PS	PS	PS			0	0	0	0
Deionte Thompson	P	P	P															3	0	0	0
Jalen Thompson	S	S	S	S	S	S	S	S	S	S	S	S	S	S	S	S	S	14	14	0	0
Badara Traore	PS	PS	PS	PS	PS	PS	PS	P	PS	PS	PS	PS	PS	PS	PS			1	0	0	0
Laquon Treadwell							PS	PS										0	0	0	0
Ezekiel Turner	P	P	IAJ	IAJ	P	P	P	P	P	P	P	P	P	P	P			12	0	0	2
Tanner Vallejo	P	ILB	P	P	ILB	ILB	P	P	P	ILB	P	P	P	P	P			14	5	0	0
Nick Vigil	LB	P	ILB	P	IR	IR	IR	IR	IR	IR	IR	IR	IR	IR	IR	IR	IR	4	2	0	0
Tristan Vizcaino																					





# CARDINALS STARTERS AND INACTIVES

## OFFENSE

DATE	OPPONENT	WR	LT	LG	C	RG	RT	TE	QB	RB
9/11	Kansas City	A. Green/ G. Dortch/ M. Brown	D. Humphries	S. Harlow	R. Hudson	W. Hernandez	K. Beachum	Z. Ertz	K. Murray	J. Conner
9/18	at Las Vegas	A. Green/ G. Dortch/ M. Brown	D. Humphries	J. Pugh	R. Hudson	W. Hernandez	K. Beachum	Z. Ertz	K. Murray	J. Conner
9/25	L.A. Rams	A. Green/ M. Brown	D. Humphries	J. Pugh	R. Hudson	W. Hernandez	K. Beachum	T. McBride/ Z. Ertz	K. Murray	J. Conner
10/2	at Carolina	R. Moore/ M. Brown	D. Humphries	J. Pugh	R. Hudson	W. Hernandez	K. Beachum	T. McBride/ Z. Ertz	K. Murray	J. Conner
10/9	Philadelphia	R. Moore/ M. Brown	D. Humphries	J. Pugh	S. Harlow	W. Hernandez	K. Beachum	T. McBride/ Z. Ertz	K. Murray	J. Conner
10/16	at Seattle	R. Moore/ M. Brown	D. Humphries	J. Pugh	S. Harlow	W. Hernandez	K. Beachum	T. McBride/ Z. Ertz	K. Murray	E. Benjamin
10/20	New Orleans	R. Moore/ D. Hopkins/ M. Brown	D. Humphries	M. Garcia	B. Price	W. Hernandez	K. Beachum	T. McBride/ Z. Ertz	K. Murray	E. Benjamin
10/30	at Minnesota	A. Green/ R. Moore/ D. Hopkins	J. Jones	C. Ford	B. Price	W. Hernandez	K. Beachum	Z. Ertz	K. Murray	E. Benjamin
11/6	Seattle	R. Moore/ D. Hopkins/ R. Anderson	D. Humphries	C. Ford	B. Price	W. Hernandez	K. Beachum	Z. Ertz	K. Murray	J. Conner
11/13	at L.A. Rams	R. Moore/ D. Hopkins	J. Jones	R. Coward	B. Price	L. Smith	K. Beachum	T. McBride/ Z. Ertz	C. McCoy	J. Conner
11/21	San Francisco	A. Green/ R. Moore/ D. Hopkins	J. Jones	R. Coward	B. Price	L. Smith	K. Beachum	T. McBride	C. McCoy	J. Conner
11/27	L.A. Chargers	A. Green/ D. Hopkins/ M. Brown	J. Jones	R. Coward	B. Price	M. Garcia	K. Beachum	T. McBride	K. Murray	J. Conner
12/12	New England	A. Green/ D. Hopkins/ M. Brown	J. Jones	C. Ford	B. Price	M. Garcia	K. Beachum	T. McBride	K. Murray	J. Conner
12/18	at Denver	A. Green/ D. Hopkins/ M. Brown	J. Jones	M. Garcia	B. Price	W. Hernandez	K. Beachum	T. McBride	C. McCoy	J. Conner
12/25	Tampa Bay	--	--	--	--	--	--	--	--	--
1/1	at Atlanta	--	--	--	--	--	--	--	--	--
1/8	at San Francisco	--	--	--	--	--	--	--	--	--

## DEFENSE

DATE	OPPONENT	DE	NT	DT	ILB	ILB	OLB	CB	S	LB	DL
9/11	Kansas City	M. Dogbe	R. Lawrence	Z. Allen	N. Vigil	Z. Collins/ I. Simmons	M. Golden	B. Murphy Jr./ M. Wilson	J. Thompson/ B. Baker	--	--
9/18	at Las Vegas	J. Watt	R. Lawrence	Z. Allen	T. Vallejo	Z. Collins	M. Golden/ D. Gardeck	B. Murphy Jr./ M. Wilson	J. Thompson/ B. Baker	--	--
9/25	L.A. Rams	J. Watt	R. Lawrence	Z. Allen	N. Vigil	Z. Collins	M. Golden	B. Murphy Jr./ M. Wilson	J. Thompson/ B. Baker	J. Whittaker	--
10/2	at Carolina	J. Watt	M. Dogbe	Z. Allen	B. Niemann	Z. Collins/ I. Simmons	M. Golden	B. Murphy Jr./ M. Wilson	J. Thompson/ B. Baker	--	--
10/9	Philadelphia	J. Watt	L. Fotu	Z. Allen	T. Vallejo	Z. Collins	M. Golden/ D. Kennard	B. Murphy Jr.	J. Thompson/ B. Baker	C. Banjo	--
10/16	at Seattle	J. Watt	R. Lawrence	Z. Allen	T. Vallejo	Z. Collins	M. Golden/ D. Gardeck	B. Murphy Jr./ M. Wilson	J. Thompson/ B. Baker	--	--
10/20	New Orleans	J. Watt	R. Lawrence	Z. Allen	I. Simmons	Z. Collins	V. Dimukeje	B. Murphy Jr./ M. Wilson	J. Thompson/ B. Baker	B. Niemann	--
10/30	at Minnesota	J. Watt	L. Fotu	Z. Allen	I. Simmons	Z. Collins	V. Dimukeje	B. Murphy Jr./ M. Wilson	J. Thompson/ B. Baker	B. Niemann	--
11/6	Seattle	J. Watt	L. Fotu	Z. Allen	I. Simmons	Z. Collins	M. Golden	B. Murphy Jr./ M. Wilson	J. Thompson/ B. Baker	T. Vallejo	--
11/13	at L.A. Rams	J. Watt	L. Fotu	Z. Allen	I. Simmons	Z. Collins	M. Golden	A. Hamilton/ M. Wilson/ T. Mullen Jr.	J. Thompson/ B. Baker	B. Niemann	--
11/21	San Francisco	J. Watt/ J. Ledbetter	L. Fotu	Z. Allen	I. Simmons	Z. Collins	--	A. Hamilton/ M. Wilson/ T. Mullen Jr.	J. Thompson/ B. Baker	T. Vallejo	--
11/27	L.A. Chargers	J. Watt	--	Z. Allen	I. Simmons	Z. Collins	M. Golden/ M. Sanders	A. Hamilton/ M. Wilson	J. Thompson/ B. Baker	B. Niemann	--
12/12	New England	J. Watt	--	Z. Allen	I. Simmons	Z. Collins	M. Golden/ M. Sanders	A. Hamilton/ M. Wilson/ T. Mullen Jr.	J. Thompson/ B. Baker	B. Niemann	--
12/18	at Denver	J. Watt	L. Fotu	J. Ledbetter	I. Simmons	Z. Collins	M. Golden	C. Matthew/ J. Whittaker	J. Thompson/ B. Baker	B. Niemann	--
12/25	Tampa Bay	--	--	--	--	--	--	--	--	--	--
1/1	at Atlanta	--	--	--	--	--	--	--	--	--	--
1/8	at San Francisco	--	--	--	--	--	--	--	--	--	--

## 2022 REGULAR SEASON INACTIVES

DATE	OPPONENT	1	2	3	4	5	6	7
09/11	Kansas City	RB Keaontay Ingram	TE Trey McBride	WR Rondale Moore	CB Trayvon Mullen Jr.	OL Justin Pugh	LB Myjai Sanders	DL J.J. Watt
09/18	at Las Vegas	RB Keaontay Ingram	WR Andy Isabella	DL Jonathan Ledbetter	WR Rondale Moore	CB Trayvon Mullen Jr.	LB Myjai Sanders	OL Lecitus Smith
09/25	L.A. Rams	RB Keaontay Ingram	DL Jonathan Ledbetter	CB Christian Matthew	WR Rondale Moore	LB Myjai Sanders	OL Lecitus Smith	LB Ezekiel Turner
10/02	at Carolina	WR A.J. Green	RB Keaontay Ingram	DL Rashard Lawrence	LB Jesse Luketa	LB Myjai Sanders	OL Lecitus Smith	LB Ezekiel Turner
10/09	Philadelphia	OL Max Garcia	OL Rodney Hudson	RB Keaontay Ingram	DL Rashard Lawrence	LB Jesse Luketa	CB Trayvon Mullen Jr.	K Matt Prater
10/16	at Seattle	RB James Conner	OL Rodney Hudson	QB Trace McSorley	CB Trayvon Mullen Jr.	K Matt Prater	OL Lecitus Smith	RB Darrel Williams
10/20	New Orleans	RB James Conner	LB Dennis Gardeck	OL Rodney Hudson	CB Trayvon Mullen Jr.	K Matt Prater	OL Lecitus Smith	RB Darrel Williams
10/30	at Minnesota	RB James Conner	OL Max Garcia	LB Dennis Gardeck	OL Rodney Hudson	OL D.J. Humphries	CB Christian Matthew	QB Trace McSorley
11/06	Seattle	P Nolan Cooney	OL Max Garcia	LB Dennis Gardeck	DT Trysten Hill	OL Rodney Hudson	CB Christian Matthew	QB Trace McSorley
11/13	at L.A. Rams	OL Max Garcia	OL D.J. Humphries	LB Jesse Luketa	CB Byron Murphy Jr.	QB Kyler Murray	K Matt Prater	--
11/21	San Francisco	LB Victor Dimukeje	TE Zach Ertz	OL Max Garcia	OL D.J. Humphries	LB Jesse Luketa	CB Byron Murphy Jr.	QB Kyler Murray
11/27	L.A. Chargers	OL Wyatt Davis	WR Greg Dortch	LB Jesse Luketa	QB Trace McSorley	WR Rondale Moore	CB Byron Murphy Jr.	S Charles Washington
12/12	New England	OL Rashaad Coward	LB Jesse Luketa	QB Trace McSorley	WR Rondale Moore	CB Byron Murphy Jr.	S Charles Washington	--
12/18	at Denver	DL Zach Allen	QB David Blough	OL Rashaad Coward	OL Wyatt Davis	CB Antonio Hamilton	CB Byron Murphy Jr.	CB Marco Wilson
12/25	Tampa Bay	--	--	--	--	--	--	--
01/01	at Atlanta	--	--	--	--	--	--	--
01/08	at San Francisco	--	--	--	--	--	--	--

# CARDINALS ROSTER BY POSITION



NO.	NAME	POS.	HT.	WT.	AGE	EXP.	COLLEGE	HOMETOWN	HOW ACQ.
<b>QUARTERBACKS (3)</b>									
12	McCoy, Colt	QB	6-1	212	36	13	Texas	Hobbs, NM	UFA-21 (NYG)
17	Blough, David	QB	6-1	205	27	4	Purdue	Carrollton, Texas	FA-22
19	McSorley, Trace	QB	6-0	202	27	3	Penn State	Ashburn, VA	FA-21
<b>RUNNING BACKS (3)</b>									
6	Conner, James	RB	6-1	233	27	6	Pittsburgh	Erie, PA	UFA-21 (Pit)
23	Clement, Corey	RB	5-10	227	28	6	Wisconsin	Glassboro, NJ	FA-22
30	Ingram, Keaontay	RB	6-0	221	23	R	USC	Carthage, TX	D6-22
<b>WIDE RECEIVERS (5)</b>									
2	Brown, Marquise	WR	5-9	180	25	4	Oklahoma	Hollywood, FL	TR-22 (Bal)
10	Hopkins, DeAndre	WR	6-1	212	30	10	Clemson	Central, SC	TR-20 (Hou)
18	Green, A.J.	WR	6-4	210	34	12	Georgia	Summerville, SC	UFA-21 (Cin)
81	Anderson, Robbie	WR	6-3	190	29	7	Temple	Fort Lauderdale, Fla.	TR-22 CAR
83	Dortch, Greg	WR	5-7	175	24	3	Wake Forest	Richmond, VA	FA-21
<b>TIGHT ENDS (3)</b>									
85	McBride, Trey	TE	6-4	246	23	R	Colorado State	Fort Morgan, CO	D2-22
87	Williams, Maxx	TE	6-4	252	28	8	Minnesota	Waconia, MN	UFA-19 (Bal)
89	Anderson, Stephen	TE	6-3	230	29	5	California	San Jose, CA	UFA-22 (LAC)
<b>OFFENSIVE LINE (10)</b>									
53	Price, Billy	OL	6-4	310	28	5	Ohio State	Austintown, Ohio	FA-22
54	Smith, Lecitus	OL	6-3	314	24	R	Virginia Tech	Fitzgerald, GA	D6-22
64	Harlow, Sean	OL	6-4	303	27	2	Oregon State	San Clemente, CA	FA-21
65	Coward, Rashaad	OL	6-5	319	28	5	Old Dominion	Brooklyn, NY	FA-22
66	Davis, Wyatt	OL	6-4	315	23	2	Ohio State	Bellflower, CA	WV-22 (NO)
68	Beachum, Kelvin	OL	6-3	308	33	11	SMU	Mexia, TX	FA-20
72	Ford, Cody	OL	6-3	329	25	4	Oklahoma	Pineville, LA	TR-22 (Buf)
75	Garcia, Max	OL	6-4	309	31	8	Florida	Norcross, GA	FA-22
76	Hernandez, Will	OL	6-3	332	27	5	UTEP	Las Vegas, NV	UFA-22 (NYG)
79	Jones, Josh	OL	6-7	310	25	3	Houston	Richmond, TX	D3-20
<b>LINEBACKERS (12)</b>									
9	Simmons, Isaiah	LB	6-4	238	24	3	Clemson	Olathe, KS	D1-20
25	Collins, Zaven	LB	6-4	260	23	2	Tulsa	Hominy, OK	D1-21
41	Sanders, Myjai	LB	6-5	248	24	R	Cincinnati	Jacksonville, FL	D3-22
43	Luketa, Jesse	LB	6-3	253	23	R	Penn State	Ottawa, Ontario	D7-22
44	Golden, Markus	LB	6-3	260	31	8	Missouri	St. Louis, MO	TR-20 (NYG)
45	Gardeck, Dennis	LB	6-0	232	28	5	Sioux Falls	Lake in the Hills, IL	FA-18
47	Turner, Ezekiel	LB	6-2	214	26	5	Washington	Pasadena, MD	FA-18
51	Vallejo, Tanner	LB	6-1	230	28	6	Boise State	Penn Valley, CA	FA-19
52	Dimukeje, Victor	LB	6-2	262	23	2	Duke	Baltimore, MD	D6a-21
56	Niemann, Ben	LB	6-2	235	27	5	Iowa	Sycamore, IL	FA-22
57	Grugier-Hill, Kamu	LB	6-2	230	28	7	Eastern Illinois	Papakolea, Hawaii	FA-22
97	Thomas, Cameron	LB	6-4	267	22	R	San Diego State	Carlsbad, CA	D3-22
<b>DEFENSIVE BACKS (9)</b>									
3	Baker, Budda	S	5-10	195	26	6	Washington	Bellevue, WA	D2-17
7	Murphy Jr., Byron	CB	5-11	190	24	4	Washington	Scottsdale, AZ	D2a-19
20	Wilson, Marco	CB	6-0	191	23	2	Florida	Fort Lauderdale, FL	D4-21
28	Washington, Charles	S	5-10	192	29	6	Fresno State	Inglewood, CA	WV-19 (Det)
31	Banjo, Chris	S	5-10	207	32	10	SMU	Sugar Land, TX	FA-22
33	Hamilton, Antonio	CB	6-0	195	29	7	South Carolina State	Johnston, SC	FA-21
34	Thompson, Jalen	S	5-11	190	24	4	Washington State	Downey, CA	SD5-19
35	Matthew, Christian	CB	6-2	195	26	R	Valdosta State	Columbus, GA	D7-22
39	Whittaker, Jace	CB	5-11	185	27	2	Arizona	Oceanside, CA	FA-20
<b>DEFENSIVE LINE (5)</b>									
93	Ledbetter, Jonathan	DL	6-4	282	25	1	Georgia	Tucker, GA	FA-21
94	Allen, Zach	DL	6-5	285	25	4	Boston College	New Canaan, CT	D3-19
95	Fotu, Leki	DL	6-5	335	24	3	Utah	West Valley City, UT	D4a-20
98	Hill, Trysten	DL	6-3	300	24	4	Central Florida	Lee, Fla.	WV-22 DAL
99	Watt, J.J.	DL	6-5	288	33	12	Wisconsin	Pewaukee, WI	FA-21
<b>SPECIALISTS (3)</b>									
5	Prater, Matt	K	5-10	201	38	16	Central Florida	Estero, FL	UFA-21 (Det)
14	Lee, Andy	P	6-1	185	40	19	Pittsburgh	Westminster, SC	FA-17
46	Brewer, Aaron	LS	6-5	232	32	11	San Diego State	Fullerton, CA	FA-16



# CARDINALS HOW THEY WERE BUILT

YEAR	DRAFTEES (16)	FREE AGENTS (25)	TRADES (5)	WAIVERS (3)	PRACTICE SQUAD (3)	SUP. DRAFT (1)
2016		LS Aaron Brewer (FA-16)				
2017	S Budda Baker (2)	P Andy Lee (FA-17)				
2018		LB Dennis Gardeck (FA-18) LB Ezekiel Turner (FA-18)				
2019	CB Byron Murphy Jr. (2) DL Zach Allen (3)	LB Tanner Vallejo (FA-19) TE Maxx Williams (UFA-19 Bal)		S Charles Washington (WV-19 Det)		S Jalen Thompson (SD5-19)
2020	LB Isaiah Simmons (1) OL Josh Jones (3) DL Leki Fotu (4)	OL Kelvin Beachum (FA-20) CB Jace Whittaker (FA-20)	LB Markus Golden (TR-20 NYG) WR DeAndre Hopkins (TR-20 Hou)			
2021	LB Zaven Collins (1) CB Marco Wilson (4) LB Victor Dimukeje (6a)	RB James Conner (UFA-21 Pit) WR Greg Dortch (FA-21) WR A.J. Green (UFA-21 Cin) CB Antonio Hamilton (FA-21) OL Sean Harlow (FA-21) DL Jonathan Ledbetter (FA-21) QB Colt McCoy (UFA-21 NYG) QB Trace McSorley (FA-21) K Matt Prater (UFA-21 Det) DL J.J. Watt (FA-21)				
2022	TE Trey McBride (2) LB Myjai Sanders (3) LB Cameron Thomas (3) RB Keaontay Ingram (6) OL Lecitus Smith (6) CB Christian Matthew (7a) LB Jesse Luketa (7b)	TE Stephen Anderson (UFA-22 LAC) S Chris Banjo (FA-22) RB Corey Clement (FA-22) OL Rashaad Coward (FA-22) LB Kamu Grugier-Hill (FA-22) OL Will Hernandez (UFA-22 NYG) LB Ben Niemann (FA-22)	WR Robbie Anderson (TR-22 CAR) WR Marquise Brown (TR-22 Bal) OL Cody Ford (TR-22 Buf)	OL Wyatt Davis (WV-22 NO) DL Trysten Hill (WV-22 DAL)	QB David Blough (FA-22) OL Max Garcia (FA-22) OL Billy Price (FA-22)	



# CARDINALS DEPTH CHART



(As of December 20, 2022)

As Prepared by Team's Media Relations Department

## OFFENSE

<b>WR</b>	10 DeAndre Hopkins	81 Robbie Anderson	
<b>LT</b>	79 Josh Jones		
<b>LG</b>	75 Max Garcia	65 Rashaad Coward	72 Cody Ford
<b>C</b>	53 Billy Price	64 Sean Harlow	
<b>RG</b>	76 Will Hernandez	<u>54 Lecitus Smith</u>	66 Wyatt Davis
<b>RT</b>	68 Kelvin Beachum		
<b>TE</b>	<u>85 Trey McBride</u>	89 Stephen Anderson	87 Maxx Williams
<b>WR</b>	18 A.J. Green	83 Greg Dortch	
<b>WR</b>	2 Marquise Brown		
<b>QB</b>	12 Colt McCoy	19 Trace McSorley	17 David Blough
<b>RB</b>	6 James Conner	<u>30 Keaontay Ingram</u>	23 Corey Clement

## DEFENSE

<b>DE</b>	99 J.J. Watt	93 Jonathan Ledbetter	
<b>NT</b>	95 Leki Fotu		
<b>DT</b>	94 Zach Allen	98 Trysten Hill	
<b>OLB</b>	45 Dennis Gardeck	<u>41 Myjai Sanders</u>	52 Victor Dimukeje
<b>ILB</b>	9 Isaiah Simmons	47 Ezekiel Turner	-or- 51 Tanner Vallejo
<b>ILB</b>	25 Zaven Collins	56 Ben Niemann	57 Kamu Grugier-Hill
<b>OLB</b>	44 Markus Golden	<u>97 Cameron Thomas</u>	<u>43 Jesse Luketa</u>
<b>CB</b>	7 Byron Murphy Jr.	<u>35 Christian Matthew</u>	
<b>CB</b>	20 Marco Wilson	33 Antonio Hamilton	39 Jace Whittaker
<b>S</b>	34 Jalen Thompson	31 Chris Banjo	
<b>S</b>	3 Budda Baker	28 Charles Washington	

## SPECIALISTS

<b>K</b>	5 Matt Prater
<b>P</b>	14 Andy Lee
<b>LS</b>	46 Aaron Brewer
<b>H</b>	14 Andy Lee
<b>KR</b>	83 Greg Dortch
<b>PR</b>	83 Greg Dortch

## PRONUNCIATION GUIDE

David Blough .....	BLAU (like Cow)	Kamu Grugier-Hill .....	KAH-moo / GREW-jay HILL
Corey Clement .....	CLEM-int	Jesse Luketa .....	loo-KETT-uh
Rashaad Coward .....	ruh-SHAAD	Myjai Sanders .....	MY-jay
Victor Dimukeje .....	dee-moo-KAY-gee	Lecitus Smith .....	luh-SEET-us
Leki Fotu .....	LECK-ee / FOH-too	Tanner Vallejo .....	vuh-LAY-ho

NOTE: Rookies are underlined

# CARDINALS ALPHABETICAL ROSTER

NO.	NAME	POS	HT	WT	DOB	EXP	COLLEGE	HOMETOWN	HOW ACQ
94	Allen, Zach	DL	6-5	285	8/20/1997	4	Boston College	New Canaan, CT	D3-19
81	Anderson, Robbie	WR	6-3	190	5/9/1993	7	Temple	Fort Lauderdale, Fla.	TR-22 CAR
89	Anderson, Stephen	TE	6-3	230	1/30/1993	5	California	San Jose, CA	UFA-22 (LAC)
3	Baker, Budda	S	5-10	195	1/10/1996	6	Washington	Bellevue, WA	D2-17
31	Banjo, Chris	S	5-10	207	2/26/1990	10	SMU	Sugar Land, TX	FA-22
68	Beachum, Kelvin	OL	6-3	308	6/8/1989	11	SMU	Mexia, TX	FA-20
17	Blough, David	QB	6-1	205	7/31/1995	4	Purdue	Carrollton, Texas	FA-22
46	Brewer, Aaron	LS	6-5	232	7/5/1990	11	San Diego State	Fullerton, CA	FA-16
2	Brown, Marquise	WR	5-9	180	6/4/1997	4	Oklahoma	Hollywood, FL	TR-22 (Bal)
23	Clement, Corey	RB	5-10	227	11/2/1994	6	Wisconsin	Glassboro, NJ	FA-22
25	Collins, Zaven	LB	6-4	260	5/19/1999	2	Tulsa	Hominy, OK	D1-21
6	Conner, James	RB	6-1	233	5/5/1995	6	Pittsburgh	Erie, PA	UFA-21 (Pit)
65	Coward, Rashaad	OL	6-5	319	11/6/1994	5	Old Dominion	Brooklyn, NY	FA-22
66	Davis, Wyatt	OL	6-4	315	2/17/1999	2	Ohio State	Bellflower, CA	WV-22 (NO)
52	Dimukeje, Victor	LB	6-2	262	11/18/1999	2	Duke	Baltimore, MD	D6a-21
83	Dortch, Greg	WR	5-7	175	5/29/1998	3	Wake Forest	Richmond, VA	FA-21
72	Ford, Cody	OL	6-3	329	12/28/1996	4	Oklahoma	Pineville, LA	TR-22 (Buf)
95	Fotu, Leki	DL	6-5	335	8/23/1998	3	Utah	West Valley City, UT	D4a-20
75	Garcia, Max	OL	6-4	309	11/9/1991	8	Florida	Norcross, GA	FA-22
45	Gardeck, Dennis	LB	6-0	232	8/9/1994	5	Sioux Falls	Lake in the Hills, IL	FA-18
44	Golden, Markus	LB	6-3	260	3/13/1991	8	Missouri	St. Louis, MO	TR-20 (NYG)
18	Green, A.J.	WR	6-4	210	7/31/1988	12	Georgia	Summerville, SC	UFA-21 (Cin)
57	Grugier-Hill, Kamu	LB	6-2	230	5/16/1994	7	Eastern Illinois	Papakolea, Hawaii	FA-22
33	Hamilton, Antonio	CB	6-0	195	1/24/1993	7	South Carolina State	Johnston, SC	FA-21
64	Harlow, Sean	OL	6-4	303	3/28/1995	2	Oregon State	San Clemente, CA	FA-21
76	Hernandez, Will	OL	6-3	332	9/2/1995	5	UTEP	Las Vegas, NV	UFA-22 (NYG)
98	Hill, Trysten	DL	6-3	300	3/25/1998	4	Central Florida	Lee, Fla.	WV-22 Dal
10	Hopkins, DeAndre	WR	6-1	212	6/6/1992	10	Clemson	Central, SC	TR-20 (Hou)
30	Ingram, Keaontay	RB	6-0	221	10/26/1999	R	USC	Carthage, TX	D6-22
79	Jones, Josh	OL	6-7	310	6/21/1997	3	Houston	Richmond, TX	D3-20
93	Ledbetter, Jonathan	DL	6-4	282	9/12/1997	1	Georgia	Tucker, GA	FA-21
14	Lee, Andy	P	6-1	185	8/11/1982	19	Pittsburgh	Westminster, SC	FA-17
43	Luketa, Jesse	LB	6-3	253	1/15/1999	R	Penn State	Ottawa, Ontario	D7-22
35	Matthew, Christian	CB	6-2	195	10/26/1996	R	Valdosta State	Columbus, GA	D7-22
85	McBride, Trey	TE	6-4	246	11/22/1999	R	Colorado State	Fort Morgan, CO	D2-22
12	McCoy, Colt	QB	6-1	212	9/5/1986	13	Texas	Hobbs, NM	UFA-21 (NYG)
19	McSorley, Trace	QB	6-0	202	8/23/1995	3	Penn State	Ashburn, VA	FA-21
7	Murphy Jr., Byron	CB	5-11	190	1/18/1998	4	Washington	Scottsdale, AZ	D2a-19
56	Niemann, Ben	LB	6-2	235	7/27/1995	5	Iowa	Sycamore, IL	FA-22
5	Prater, Matt	K	5-10	201	8/10/1984	16	Central Florida	Esterio, FL	UFA-21 (Det)
53	Price, Billy	OL	6-4	310	10/11/1994	5	Ohio State	Austintown, Ohio	FA-22
41	Sanders, Myjai	LB	6-5	248	7/12/1998	R	Cincinnati	Jacksonville, FL	D3-22
9	Simmons, Isaiah	LB	6-4	238	7/26/1998	3	Clemson	Olathe, KS	D1-20
54	Smith, Lecitus	OL	6-3	314	7/13/1998	R	Virginia Tech	Fitzgerald, GA	D6-22
97	Thomas, Cameron	LB	6-4	267	7/1/2000	R	San Diego State	Carlsbad, CA	D3-22
34	Thompson, Jalen	S	5-11	190	7/18/1998	4	Washington State	Downey, CA	SD5-19
47	Turner, Ezekiel	LB	6-2	214	6/9/1996	5	Washington	Pasadena, MD	FA-18
51	Vallejo, Tanner	LB	6-1	230	12/16/1994	6	Boise State	Penn Valley, CA	FA-19
28	Washington, Charles	S	5-10	192	3/10/1993	6	Fresno State	Inglewood, CA	WV-19 (Det)
99	Watt, J.J.	DL	6-5	288	3/22/1989	12	Wisconsin	Pewaukee, WI	FA-21
39	Whittaker, Jace	CB	5-11	185	7/16/1995	2	Arizona	Oceanside, CA	FA-20
87	Williams, Maxx	TE	6-4	252	4/12/1994	8	Minnesota	Waconia, MN	UFA-19 (Bal)
20	Wilson, Marco	CB	6-0	191	3/3/1999	2	Florida	Fort Lauderdale, FL	D4-21
<b>Injured Reserve (12)</b>									
86	Ertz, Zach	TE	6-5	250	11/10/1990	10	Stanford	Danville, CA	TR-21 (Phi)
78	Hayes, Marquis	OL	6-5	318	2/14/1999	R	Oklahoma	St. Louis, MO	D7-22
61	Hudson, Rodney	OL	6-2	315	7/12/1989	12	Florida State	Mobile, AL	TR-21 (LV)
74	Humphries, D.J.	OL	6-5	307	12/28/1993	7	Florida	Union, SC	D1-15
90	Lawrence, Rashard	DL	6-2	308	8/27/1998	3	LSU	Monroe, LA	D4b-20
66	Miles, Josh	OL	6-5	325	1/4/1996	3	Morgan State	Baltimore, MD	D7a-19
4	Moore, Rondale	WR	5-7	181	6/9/2000	2	Purdue	New Albany, IN	D2-21
1	Murray, Kyler	QB	5-10	207	8/7/1997	4	Oklahoma	Allen, TX	D1-19
67	Pugh, Justin	OL	6-5	311	8/15/1990	10	Syracuse	Holland, PA	UFA-18 (NYG)
59	Vigil, Nick	LB	6-2	235	8/20/1993	7	Utah State	Plain City, UT	UFA-22 (Min)
13	Wesley, Antoine	WR	6-4	206	10/22/1997	2	Texas Tech	Cibola, TX	FA-21
24	Williams, Darrel	RB	5-11	219	4/15/1995	5	LSU	Marrero, La.	FA-22
<b>Practice Squad (16)</b>									
82	Baccellia, Andre	WR	5-10	175	1/7/1997	1	Washington	Thousand Oaks, CA	FA-21
69	Banks, Eric	DL	6-5	289	1/30/1998	3	Texas-San Antonio	Memphis, Tenn.	FA-22
15	Cooper, Pharoh	WR	5-11	208	3/7/1995	5	South Carolina	Havelock, NC	FA-19
50	Davenport, Julien	T	6-7	315	1/9/1995	5	Bucknell	Paulsboro, NJ	FA-22
91	Dogbe, Michael	DL	6-3	280	5/5/1996	4	Temple	Morris Plains, NJ	D7b-19
27	Hairston, Nate	CB	6-0	185	6/30/1994	5	Temple	Frederick, MD	FA '22
36	Hughes, Juju	S	5-11	191	7/19/1998	3	Fresno State	Lemoore, Calif.	FA-22
96	Jones, Manny	DL	6-4	290	6/6/1999	R	Colorado State	Cartersville, GA	UDFA-22
55	Lynch, Blake	LB	6-3	233	2/14/1997	3	Baylor	Gilmer, TX	FA-'22
60	Martin, Koda	OL	6-6	304	8/21/1995	1	Syracuse	Manvel, TX	FA-20
49	Pierce Jr., Chris	TE	6-3	230	11/2/1998	R	Vanderbilt	Smithfield, VA	UDFA-22
16	Strong, Carson	QB	6-4	215	9/14/1999	R	Nevada		FA-22
32	Thomas, Josh	S	6-0	205	11/19/1996	2	Appalachian State	Montgomery, AL	
70	Traore, Badara	OL	6-7	327	3/12/1997	3	LSU	Boston, Mass.	UDFA-20
22	Williams, Ty'Son	RB	6-0	220	9/20/1996	3	BYU	Sumter, SC	FA-22
84	Wims, Javon	WR	6-4	222	9/11/1994	5	Georgia	Carol City, Fla.	FA-'22
<b>International Player Pathway/PS Exemption (1)</b>									
80	Seikovits, Bernhard	TE	6-5	262	7/24/1997	1	No College	Vienna, Austria	FA-21
<b>Practice Squad/Injured Reserve (2)</b>									
73	Simmons, Lachavious	OL	6-5	319	9/12/1996	3	Tennessee State	Selma, Ala.	FA-22
92	Woods, Antwaun	DL	6-1	307	1/3/1993	7	USC	Los Angeles, CA	FA-22

# CARDINALS NUMERICAL ROSTER



NO.	NAME	POS	HT	WT	DOB	EXP	COLLEGE	HOW ACQ
2	Marquise Brown	WR	5-9	180	6/4/1997	4	Oklahoma	TR-22 (Bal)
3	Budda Baker	S	5-10	195	1/10/1996	6	Washington	D2-17
5	Matt Prater	K	5-10	201	8/10/1984	16	Central Florida	UFA-21 (Det)
6	James Conner	RB	6-1	233	5/5/1995	6	Pittsburgh	UFA-21 (Pit)
7	Byron Murphy Jr.	CB	5-11	190	1/18/1998	4	Washington	D2a-19
9	Isaiah Simmons	LB	6-4	238	7/26/1998	3	Clemson	D1-20
10	DeAndre Hopkins	WR	6-1	212	6/6/1992	10	Clemson	TR-20 (Hou)
12	Colt McCoy	QB	6-1	212	9/5/1986	13	Texas	UFA-21 (NYG)
14	Andy Lee	P	6-1	185	8/11/1982	19	Pittsburgh	FA-17
17	David Blough	QB	6-1	205	7/31/1995	4	Purdue	FA-22
18	A.J. Green	WR	6-4	210	7/31/1988	12	Georgia	UFA-21 (Cin)
19	Trace McSorley	QB	6-0	202	8/23/1995	3	Penn State	FA-21
20	Marco Wilson	CB	6-0	191	3/3/1999	2	Florida	D4-21
23	Corey Clement	RB	5-10	227	11/2/1994	6	Wisconsin	FA-22
25	Zaven Collins	LB	6-4	260	5/19/1999	2	Tulsa	D1-21
28	Charles Washington	S	5-10	192	3/10/1993	6	Fresno State	WV-19 (Det)
30	Keaontay Ingram	RB	6-0	221	10/26/1999	R	USC	D6-22
31	Chris Banjo	S	5-10	207	2/26/1990	10	SMU	FA-22
33	Antonio Hamilton	CB	6-0	195	1/24/1993	7	South Carolina State	FA-21
34	Jalen Thompson	S	5-11	190	7/18/1998	4	Washington State	SD5-19
35	Christian Matthew	CB	6-2	195	10/26/1996	R	Valdosta State	D7-22
39	Jace Whittaker	CB	5-11	185	7/16/1995	2	Arizona	FA-20
41	Myjai Sanders	LB	6-5	248	7/12/1998	R	Cincinnati	D3-22
43	Jesse Luketa	LB	6-3	253	1/15/1999	R	Penn State	D7-22
44	Markus Golden	LB	6-3	260	3/13/1991	8	Missouri	TR-20 (NYG)
45	Dennis Gardeck	LB	6-0	232	8/9/1994	5	Sioux Falls	FA-18
46	Aaron Brewer	LS	6-5	232	7/5/1990	11	San Diego State	FA-16
47	Ezekiel Turner	LB	6-2	214	6/9/1996	5	Washington	FA-18
51	Tanner Vallejo	LB	6-1	230	12/16/1994	6	Boise State	FA-19
52	Victor Dimukeje	LB	6-2	262	11/18/1999	2	Duke	D6a-21
53	Billy Price	OL	6-4	310	10/11/1994	5	Ohio State	FA-22
54	Lecitus Smith	OL	6-3	314	7/13/1998	R	Virginia Tech	D6-22
56	Ben Niemann	LB	6-2	235	7/27/1995	5	Iowa	FA-22
57	Kamu Grugier-Hill	LB	6-2	230	5/16/1994	7	Eastern Illinois	FA-22
64	Sean Harlow	OL	6-4	303	3/28/1995	2	Oregon State	FA-21
65	Rashaad Coward	OL	6-5	319	11/6/1994	5	Old Dominion	FA-22
66	Wyatt Davis	OL	6-4	315	2/17/1999	2	Ohio State	WV-22 (NO)
68	Kelvin Beachum	OL	6-3	308	6/8/1989	11	SMU	FA-20
72	Cody Ford	OL	6-3	329	12/28/1996	4	Oklahoma	TR-22 (Buf)
75	Max Garcia	OL	6-4	309	11/9/1991	8	Florida	FA-22
76	Will Hernandez	OL	6-3	332	9/2/1995	5	UTEP	UFA-22 (NYG)
79	Josh Jones	OL	6-7	310	6/21/1997	3	Houston	D3-20
81	Robbie Anderson	WR	6-3	190	5/9/1993	7	Temple	TR-22 CAR
83	Greg Dortch	WR	5-7	175	5/29/1998	3	Wake Forest	FA-21
85	Trey McBride	TE	6-4	246	11/22/1999	R	Colorado State	D2-22
87	Maxx Williams	TE	6-4	252	4/12/1994	8	Minnesota	UFA-19 (Bal)
89	Stephen Anderson	TE	6-3	230	1/30/1993	5	California	UFA-22 (LAC)
93	Jonathan Ledbetter	DL	6-4	282	9/12/1997	1	Georgia	FA-21
94	Zach Allen	DL	6-5	285	8/20/1997	4	Boston College	D3-19
95	Leki Fotu	DL	6-5	335	8/23/1998	3	Utah	D4a-20
97	Cameron Thomas	LB	6-4	267	7/1/2000	R	San Diego State	D3-22
98	Trysten Hill	DL	6-3	300	3/25/1998	4	Central Florida	WV-22 DAL
99	J.J. Watt	DL	6-5	288	3/22/1989	12	Wisconsin	FA-21

## COACHING STAFF

**HEAD COACH:** Kliff Kingsbury

### ASSISTANTS:

Assistants: Jeff Rodgers (Asst. Head Coach/Special Teams Coordinator), Shawn Jefferson (Associate Head Coach/Wide Receivers), Vance Joseph (Defensive Coordinator), Cam Turner (Co-Pass Game Coordinator/Quarterbacks), Spencer Whipple (Co-Pass Game Coordinator), Kenny Bell (Chief of Staff/Offensive Asst.), Mike Bercovici (Offensive Asst.), Ronald Booker (Defensive Asst.), Charlie Bullen (Outside Linebackers), Matt Burke (Defensive Line), Bill Davis (Linebackers), Devin Fitzsimmons (Asst. Special Teams), Rob Grosso (Defensive Quality Control), Steve Heiden (Tight Ends), Rusty McKinney (Defensive Asst.), Buddy Morris (Strength & Conditioning), Brian Natkin (Asst. Offensive Line), Mark Naylor (Asst. Strength and Conditioning), Marcus Robertson (Defensive Backs), Connor Senger (Bill Bidwill Fellowship/QBs), Greg Williams (Cornerbacks)

# 2022 NFL STANDINGS AND SCHEDULE

	W	L	T	Div	Conf	Wk 1	Wk 2	Wk 3	Wk 4	Wk 5	Wk 6	Wk 7	Wk 8	Wk 9	Wk 10	Wk 11	Wk 12	Wk 13	Wk 14	Wk 15	Wk 16	Wk 17	Wk 18	
<b>NFC EAST</b>																								
Philadelphia	13	1	0	3-1	8-1	at DET	MIN	at WSH	JAX	at ARI	DAL	BYE	PIT	at HOU	WSH	at IND	GB	TEN	at NYG	at CHI	at DAL	NO	NYG	at NYG
*Dallas	10	4	0	3-1	7-3	TB	CIN	at NYG	WSH	at LAR	at PHI	DET	CHI	BYE	at GB	at MIN	NYG	IND	HOU	at JAX	PHI	at TEN	at TEN	KC
NY Giants	8	5	1	1-3-1	4-5-1	at TEN	CAR	DAL	CHI	at GB	BAL	at JAX	at SEA	BYE	HOU	DET	at DAL	WSH	PHI	at WSH	at MIN	IND	at PHI	at PHI
Washington	7	6	1	1-3-1	4-5-1	JAX	at DET	PHI	at DAL	TEN	at CHI	GB	at IND	MIN	at PHI	at HOU	ATL	at NYG	BYE	NYG	at SF	CLE	DAL	DAL
<b>NFC NORTH</b>																								
**Minnesota	11	3	0	3-1	6-3	GB	at PHI	DET	at NO	CHI	at MIA	BYE	ARI	at WSH	at BUF	DAL	NE	NYJ	at DET	IND	NYG	at GB	at GB	at CHI
Detroit	7	7	0	3-1	5-4	PHI	WSH	at MIN	SEA	at NE	BYE	at DAL	MIA	GB	at CHI	at NYG	BUF	JAX	MIN	at NYJ	at CAR	CHI	at GB	at GB
Green Bay	6	8	0	2-2	5-5	at MIN	CHI	at TB	NE	NYG	NYJ	at WSH	at BUF	at DET	DAL	TEN	at PHI	at CHI	BYE	LAR	at MIA	MIN	DE	DE
Chicago	3	11	0	0-4	1-9	SF	at GB	HOU	at NYG	at MIN	WSH	at NE	at DAL	MIA	DET	at ATL	at NYJ	GB	BYE	PHI	BUF	at DET	MIN	MIN
<b>NFC SOUTH</b>																								
Tampa Bay	6	8	0	3-1	6-3	at DAL	at NO	GB	KC	ATL	at PIT	at CAR	BAL	LAR	SEA	BYE	at CLE	NO	at SF	CIN	DET	CAR	at ATL	at ATL
Carolina	5	9	0	3-1	4-5	CLE	at NYG	NO	ARI	SF	at LAR	TB	at ATL	at CIN	ATL	at BAL	DEN	BYE	at SEA	PIT	DET	at TB	at NO	at NO
New Orleans	5	9	0	2-3	4-6	at ATL	TB	at CAR	MIN	SEA	CIN	at ARI	LV	BAL	at PIT	LAR	at SF	at TB	BYE	ATL	at CLE	at PHI	CAR	CAR
Atlanta	5	9	0	1-4	4-6	NO	at LAR	at SEA	CLE	at TB	SF	at CIN	CAR	LAC	at CAR	CHI	at WSH	PIT	BYE	at NO	at BAL	ARI	TB	TB
<b>NFC WEST</b>																								
**San Francisco	10	4	0	5-0	8-2	at CHI	SEA	at DEN	LAR	at CAR	at ATL	KC	at LAR	BYE	LAC	at ARI	NO	MIA	TB	at SEA	WSH	at LV	ARI	ARI
Seattle	7	7	0	3-2	5-6	DEN	at SF	ATL	at DET	at NO	ARI	at LAC	NYG	at ARI	at TB	BYE	LV	at LAR	CAR	SF	at KC	NYJ	LAR	LAR
Arizona	4	10	0	1-4	3-6	KC	at LV	LAR	at CAR	PHI	at SEA	NO	at MIN	SEA	at LAR	SF	LAC	BYE	NE	at DEN	TB	at ATL	at SF	at SF
LA Rams	4	10	0	1-4	3-8	BUF	ATL	at ARI	at SF	DAL	CAR	BYE	SF	at TB	ARI	at NO	at KC	SEA	LV	at GB	DEN	at LAC	at SE	at SE
<b>AFC EAST</b>																								
*Buffalo	11	3	0	3-2	8-2	at LAR	TEN	at MIA	at BAL	PIT	at KC	BYE	GB	at NYJ	MIN	CLE	at DET	at NE	NYJ	MIA	at CHI	at NE	BUF	BUF
Miami	9	5	0	3-1	6-4	NE	at BAL	BUF	at CIN	at NYJ	MIN	PIT	at DET	at CHI	CLE	BYE	HOU	at SF	at LAC	at BUF	GB	at NE	NY	
New England	7	7	0	2-2	5-4	at MIA	at PIT	BAL	at GB	DET	at CLE	CHI	at NYJ	IND	BYE	NYJ	at MIN	BUF	at ARI	at LV	CIN	MIA	at BU	at BU
NY Jets	7	7	0	2-3	5-5	BAL	at CLE	CIN	at PIT	MIA	at GB	at DEN	NE	BUF	BYE	at NE	CHI	at MIN	at BUF	DET	JAX	at SEA	at MIA	at MIA
<b>AFC NORTH</b>																								
Cincinnati	10	4	0	2-3	6-3	PIT	at DAL	at NYJ	MIA	at BAL	at NO	ATL	at CLE	CAR	BYE	at PIT	at TEN	KC	CLE	at TB	at NE	BUF	BAL	BAL
Baltimore	9	5	0	3-1	6-4	at NYJ	MIA	at NE	BUF	CIN	at NYG	CLE	at TB	at NO	BYE	CAR	at JAX	DEN	DEN	at CLE	ATL	PIT	at CI	at CI
Cleveland	6	8	0	3-2	4-7	at CAR	NYJ	PIT	at ATL	LAC	NE	at BAL	CIN	BYE	at MIA	at BUF	TB	at HOU	at HOU	BAL	NO	at WSH	at PIT	at PIT
Pittsburgh	6	8	0	1-3	2-7	at CIN	NE	at CLE	NYJ	at BUF	TB	at MIA	PHI	BYE	NO	CIN	at IND	at ATL	BAL	at CAR	LV	at BAL	CLE	CLE
<b>AFC SOUTH</b>																								
Tennessee	7	7	0	3-1	5-5	NYG	at BUF	LV	at IND	at WSH	BYE	IND	at HOU	at KC	DEN	at GB	CIN	at PHI	at PHI	at LAC	HOU	DAL	at JA	at JA
Jacksonville	6	8	0	2-2	5-4	at WSH	IND	at LAC	at PHI	HOU	at IND	NYG	DEN	LV	at KC	BYE	BAL	at DET	at TEN	DAL	at NYJ	HOU	TEN	TEN
Indianapolis	4	9	1	1-3-1	4-5-1	CLE	at JAX	KC	TEN	at DEN	JAX	at TEN	WSH	at NE	at LV	PHI	PIT	at DAL	BYE	at MIN	LAC	at NYG	HOU	HOU
Houston	1	12	1	1-1-1	1-7-1	IND	at DEN	at CHI	LAC	at JAX	BYE	at LV	TEN	PHI	at NYG	WSH	at MIA	CLE	at DAL	KC	at TEN	JAX	at IND	at IND
<b>AFC WEST</b>																								
**Kansas City	11	3	0	4-0	7-3	at ARI	LAC	at IND	at TB	LV	BUF	at SF	BYE	TEN	JAX	at LAC	LAR	at CIN	at DEN	at HOU	SEA	DEN	at LV	at LV
LA Chargers	8	6	0	2-3	6-4	at LV	at KC	JAX	at HOU	at CLE	DEN	SEA	BYE	at ATL	at SF	KC	at ARI	at LV	MIA	TEN	at IND	LAR	at DEN	at DEN
Las Vegas	6	8	0	3-2	5-5	at LAC	ARI	at TEN	DEN	at KC	BYE	HOU	at NO	at JAX	IND	at DEN	at SEA	LAC	at LAR	NE	at PIT	SF	KC	KC
Denver	4	10	0	0-4	2-8	at SEA	HOU	SF	at LV	IND	at LAC	NYJ	at JAX	BYE	at TEN	LV	at CAR	at BAL	KC	ARI	at LAR	at KC	LAC	LAC

B Bolded and Underlined Opponent - win *Italics* - Tie *\*Cinched Playoff Berth* *\*\*Cinched Division Title* *\*\*\*Cinched First-Round Bye*