

2020 MEDIA GUIDE



2020 SCHEDULE




WEEK 1 SEP.13 4:25 FOX 	WEEK 2 SEP.20 1:00 FOX 	WEEK 3 SEP.27 4:25 FOX 	WEEK 4 OCT.4 1:00 CBS 
---	---	---	---

WEEK 5 OCT.8 8:20 FOX 	WEEK 6 OCT.18 4:25 FOX 	WEEK 7 OCT.25 8:20 NBC 	WEEK 8 NOV.2 8:15 ESPN 
--	---	---	--

WEEK 9 NOV.8 8:20 NBC 	WEEK 10 NOV.15 1:00 FOX 	WEEK 11 NOV.23 8:15 ESPN 	WEEK 12 NOV.29 4:25 CBS 
--	--	---	---

WEEK 13 BYE	WEEK 14 DEC.13 1:00 FOX 	WEEK 15 DEC.20 1:00 FOX 	WEEK 16 DEC.26-27 TBD 
------------------------------	--	--	---

WEEK 17
JAN.3
1:00 FOX


HOME **AWAY**

ALL TIMES EASTERN
DATES AND TIMES SUBJECT TO CHANGE

TABLE OF CONTENTS

OWNERSHIP

Bryan Glazer	3
Joel Glazer	4
Edward Glazer	5
Darcie Glazer Kasewitz	6
Remembering Malcolm Glazer	8

COMMUNITY

Buccaneers in the Community	10
-----------------------------------	----

FRONT OFFICE & STAFF

Brian Ford	9
Jason Licht	13
Bruce Arians	15
Assistant Coaches	17
All-Time Coaches Roster	38
Football Staff	43
Buccaneers Staff	57
Staff Directory	64

PLAYERS

Veterans	68
Draft Picks	239
First-Year Players & Rookie Free Agents	246

2018 REVIEW

Regular Season Statistics	261
Preseason Statistics	263
Starting Lineups	264
Participation Chart	265
Personnel Log	267
Game-by-Game Team Statistics	269
Game-by-Game Individual Statistics	273
Team Rankings	279
NFL Standings	280

HISTORY

Historical Highlights	281
All-Time Honors	299
Pro Bowl Buccaneers	302
NFC Honors	303
Additional Awards	304
Year-by-Year Scores	305
Preseason Win-Loss Summary	328
Regular Season Win-Loss Summary	329
Postseason Win-Loss Summary	329
Team-by-Team Results	330
All-Time Divisional Standings	334
All-Time Attendance	336
All-Time Roster	337
All-Time Draft	355
Free Agency History	360
Year-by-Year Individual Leaders	364
Year-by-Year Records	373
All-Time Head Coaches Records	374
Home-Away Records	374
Quarterbacks	375
Year-by-Year Team Statistics	377
Franchise Milestones	384
Year-by-Year Season Summaries	385
All-Time Playoff Game Recaps	429
Buccaneers Super Bowl Ring	445

RECORDS

Individual Records	446
Team Records	450
Opponent Individual Records	453
Opponent Team Records	455
Two-Team Records	456
Half-Game Records	456
Rookie Records	457
Miscellaneous Records	457
Career Top Tens	458
Season Top Tens	461
Playoff Records	464
Playoff Leaders	467
Top Buccaneers Performances	468
Top Opponent Performances	477
Longest Plays	486

SIDELINES

Lee Roy Selmon	487
John McKay	488
Jimmie Giles	489
Paul Gruber	490
Warren Sapp	491
Derrick Brooks	492
Mike Alstott	493
Doug Williams	494
John Lynch	495
Malcolm Glazer	496
Jon Gruden	497
Tony Dungy	498
Ronde Barber	499
Monte Kiffin	500
Raymond James Stadium	501
AdventHealth Training Center	502
Super Bowls in Tampa	504
Raymond James Financial	507
Buccaneers Radio Network	509
Buccaneers.com	510
Buccaneers Cheerleaders	511
Media Information	512

CREDITS

2020 TAMPA BAY BUCCANEERS MEDIA GUIDE

EXECUTIVE EDITOR: Nelson Luis

LAYOUT AND ASSOCIATE EDITOR: Andrew Holman

ASSISTANT EDITORS: Danielle Burns, Chris King, Michael Pehanich, Scott Smith and Jake Spitz

DESIGN ASSISTANCE: Jake Manterach, James Pawelczyk, David Sharpsteen, Jason Turner

EDITORIAL ASSISTANCE: Allen Barrett, Tara Battiato, Christi Bedan, Carey Cox, Steve Fidura, Alison Holme, Carly Pehanich and Jeff Ryan

COVER DESIGN: Jake Manterach

PHOTOGRAPHY: Matt May, Mike Carlson, Jason Parkhurst, Tori Richman, Kyle Zedaker, Marcus Smith Photography, Tampa Bay Buccaneers, Associated Press, Getty Images, Pro Football Hall of Fame, Tiffany & Co., Hunt Construction Group.

Research assistance provided by Santo Labombarda from the Elias Sports Bureau and Nick Stamm from Stats, Inc.

Special thanks to all past Buccaneers Communications staff members who have contributed to this publication through the years.

Additional thanks to Paul Stewart of BucPower.com.

ADMINISTRATION
OWNERSHIP &
ADMINISTRATION
OWNERSHIP &
ADMINISTRATION
OWNERSHIP &
ADMINISTRATION
OWNERSHIP &
ADMINISTRATION
OWNERSHIP &

BRYAN GLAZER OWNER/CO-CHAIRMAN



Owner/Co-Chairman Bryan Glazer enters his 26th year with the Buccaneers, working tirelessly to support the Buccaneers franchise and brand. Possessing an acute business sense, Glazer oversees many of the day-to-day operations of the club and has shaped the Buccaneers into one of the most recognizable and successful franchises in the National Football League. Over the past quarter-century, he has also evolved into one of Tampa Bay's top community leaders through his dedicated commitment to a variety of philanthropic endeavors.

On the field, the Buccaneers have posted five playoff wins with seven playoff appearances under Glazer's leadership. Prior to the Glazer family's ownership, the team advanced to the postseason just three times from 1976-94.

Glazer and his entire family were on hand as Tampa Bay claimed its first NFL title with a 48-21 victory over Oakland in Super Bowl XXXVII on January 26, 2003, in San Diego. The Buccaneers, who were making their first appearance in the NFL's championship game, also claimed the first-ever NFC South title in 2002, then the fourth division crown in team history. Tampa Bay also took NFC South titles in 2005 and 2007.

An instrumental figure in his family's purchase of the Buccaneers in 1995, Glazer has been a driving force in improving every aspect of the club's influence, both nationally and in the Tampa Bay region.

His dedication to the Bay area was also highlighted by his leadership in the construction of Raymond James Stadium, which successfully hosted both Super Bowl XXXV in 2001 and Super Bowl XLIII in 2009. Glazer played an integral role in helping to lure the 2009 game to Tampa Bay, speaking to NFL owners on behalf of the team and the community at the NFL League meetings in May 2005. During the 2017 offseason, Glazer once again played a major part in positioning Tampa Bay as the top option to host Super Bowl LV in 2021, when it was decided that Los Angeles would not be able to meet the criteria for hosting the game due to stadium construction delays. At the 2017 Spring League Meeting, Tampa Bay was awarded the game, marking its third selection as a Super Bowl host since the Glazer family's purchase of the team. Glazer is committed to continuing to bring future Super Bowls to the area. Glazer also serves on the NFL's Digital Media Committee, as appointed by NFL Commissioner Roger Goodell.

Glazer's innovative approach to business and penchant for thinking outside the box has resulted in many new developments for the club, including the creation of the Pewter Partners program, which rewards the Buccaneers' corporate partners with superior advertising packages and unprecedented customer service. In 2018, Glazer oversaw the process that eventually resulted in a multi-year naming rights partnership for the team's headquarters, now referred to as the AdventHealth Training Center.

Glazer has also distinguished himself as one of Tampa Bay's top philanthropists and, in the spring of 2016, was honored with induction into the Tampa Bay Business Hall of Fame in recognition of his business achievements and community leadership in and around the region.

In 2010, the Glazer Children's Museum opened in Tampa, in large part due to the Foundation's gift of \$5 million. In addition to serving on the museum's Board of Directors, Glazer is also a member of the Moffitt Cancer Center National Board of Advisors, the Advisory Board for the Outback Bowl, and has served as chairman of the American Heart Association's annual Heart Ball.

He remains connected and active throughout the region through regular community and charitable appearances on behalf of the Glazer Vision Foundation, which was honored as Foundation of the Year by the Tampa Bay Sports Commission in 2011.

In 2015, his \$4 million gift jump-started the development of a new state-of-the-art Jewish Community Center that opened in West Tampa on December 8, 2016. The facility is named the Bryan Glazer Family JCC and serves an important role in the revitalization of the surrounding area, providing a place for families and community to come together.

During the COVID-19 pandemic, the Glazer family provided 5 million meals through a donation to Feeding Tampa Bay, which was the largest single donation of meals to the program at the time. The family also pledged \$100,000 to the One Tampa: Relief Now, Rise Together Fund and another \$100,000 to the City of St. Petersburg's Fighting Chance Fund.

Glazer also serves on the Board of Manchester United, which has captured five Premier League titles (2007, 2008, 2009, 2011 and 2013), as well as the 2008 Champions League title during his tenure.

Glazer earned his bachelor's degree in broadcast communications from American University in 1986, prior to completing his law degree from Whittier College School of Law in 1989. He resides in Tampa with his wife, Shanna, and their two children.

JOEL GLAZER

OWNER/CO-CHAIRMAN



Owner/Co-Chairman Joel Glazer is entering his 26th season overseeing the day-to-day operations of the franchise, along with other members of the Glazer family.

After working alongside his father Malcolm to successfully acquire the Tampa Bay Buccaneers franchise in 1995, Glazer worked tirelessly in conjunction with his brother, Bryan, to build a community consensus for local approval of what would become Raymond James Stadium. The Glazers set out to design a stadium deemed worthy of a first-class organization, thereby creating a winning environment and revolutionizing fan experience and comfort.

Since assuming his current role with the club, the Buccaneers have made seven playoff appearances, including a stretch from 1999-2002 in which Tampa Bay was the only team in the league to appear in the postseason all four years. The organization's signature historical moment occurred at the conclusion of the 2002 season when Tampa Bay claimed its first NFL title with a 48-21 victory over Oakland in Super Bowl XXXVII on January 26, 2003, in San Diego. The Buccaneers, who were making their first appearance in the NFL's championship game, also claimed the first-ever NFC South title in 2002, then the fourth division crown in team history. Tampa Bay also took the NFC South in 2005 and 2007.

On January 8, 2019, the Glazer family hired two-time Associated Press NFL Coach of the Year Bruce Arians as the team's 12th head coach. Arians first earned Coach of the Year honors in 2012 after guiding the Indianapolis Colts to a 9-3 record while filling in for head coach Chuck Pagano. The following year, Arians was hired as the head coach of the Arizona Cardinals where he led the team to three consecutive double-digit win seasons on the way to becoming the franchise's winningest coach with a 49-30-1 record.

Glazer represents the franchise at all league meetings and is very active in a wide range of NFL matters. During the 2019 offseason, Glazer, who has served on the league's International Committee since 2007, was appointed chairman of that committee by NFL Commissioner Roger Goodell. He also continues his responsibilities on the league's Finance and Media committees.

In May of 2017, when it was determined that Los Angeles would not be able to meet the criteria in time for hosting Super Bowl LV, Glazer effectively lobbied to have Tampa Bay named as the host for 2021. It marked the third time during the Glazer family's ownership that the region has been awarded a Super Bowl. Glazer also played an integral role in helping Tampa host Super Bowl XXXV in 2001 and Super Bowl XLIII in 2009.

Glazer has been very active in the Tampa Bay community through the Glazer Family Foundation, which is dedicated to helping children in the Tampa Bay area through charity initiatives. The Foundation donated \$5 million toward the construction of the Glazer Children's Museum, in downtown Tampa, which opened in 2010 and was named one of the Top Ten Family Museums in the country by Women's Day Magazine. For its wide-reaching charitable efforts, the Tampa Bay Sports Commission named the Glazer Family Foundation the Foundation of the Year at the inaugural Sneaker Soiree held in 2011.

Glazer also serves as Co-Chairman of Manchester United, which has captured five Premier League titles (2007, 2008, 2009, 2011 and 2013), one Champions League title (2008), four League Cups (2006, 2009, 2010, 2017), one FA Cup (2016), and one Europa League Championship (2017) during his tenure. His work with the club led to his naming as one of the Top 10 most influential Americans in the United Kingdom by The Telegraph.

Glazer earned his bachelor's degree in interdisciplinary studies from American University in 1989. The Rochester, New York, native is married to Angela, and the couple has two children.

EDWARD GLAZER OWNER/CO-CHAIRMAN



Entering his 26th season with Tampa Bay in 2020, Owner/Co-Chairman Edward Glazer oversees many aspects of the team's day-to-day business operations.

Recognizing that the fans are of the utmost importance to the team's success, Glazer sets the tone for Tampa Bay's commitment to its fan base and the experiences created exclusively for Buccaneers Season Pass Members. Glazer introduced the NFL's first 12-month interest-free payment plan. Under his guidance, the Buccaneers have earned the No. 1 ranking in overall customer satisfaction among all 32 NFL clubs an unprecedented six times in the past eight seasons.

Glazer's dedication to both the fans and the team's success could be seen in the 2020 offseason. The team made one of the most prominent free-agent signings in NFL history with the acquisition of quarterback Tom Brady. A six-time Super Bowl champion, four-time Super Bowl MVP and three-time NFL MVP, Brady has one of the most distinguished careers in league history. During his 20 seasons, Brady has totaled 219 regular-season victories and 30 playoff wins, each the most by a quarterback in NFL history.

Glazer led the design and launch of the Buccaneers new uniforms, which were unveiled in May. The new look, which features the distinctive style that defined the franchise's most successful era and an all-new pewter look, was inspired by feedback from extensive research of the team's fans.

With a focus on continually improving the gameday experience for Buccaneers fans, Glazer was instrumental in the recent \$160 million, multi-phase renovation of Raymond James Stadium. Glazer's fan-centric approach to enhancing the in-stadium experience has also featured many technology-based improvements as part of the renovation project. As a result, the Buccaneers in-stadium technology experience was voted #1 in the NFL by season pass members in 2017 and 2018 while earning the No. 2 spot in 2019.

The multi-phase project included the renovation of all main level concession stands along with a variety of technological improvements that featured the installation of over 31,000 square feet of new, state-of-the-art HD video boards, all new ribbon boards, four HD tower video displays in each corner of the stadium and an all-new surround sound system. Additionally, the team completed a comprehensive transformation of all premium areas that included the redesign of all luxury suites, the introduction of two all-inclusive Hall of Fame Clubs and a completely reimaged West Stadium Club. The most recent additions included an all-new 10,000-square-foot retail store, expansion of the Mercedes Hall of Fame Club, a new home team locker room, a redesigned Hyundai Club, and the debut of Bar 76 - a 10,000-square-foot, full-service premium sports bar.

In addition to the stadium renovations, the Glazer family constructed the state-of-the-art indoor practice facility at the team's headquarters. The 100,000 square-foot facility features more than 3,000 seats for fans to enjoy training camp practices and special events.

Under the Glazers, the Buccaneers have enjoyed their most successful stretch as a franchise, including seven playoff appearances and four division championships - in addition to winning Super Bowl XXXVII, with a 48-21 victory over the Oakland Raiders in San Diego on January 26, 2003.

Prior to the 2019 season, Glazer was part of the process that landed two-time Associated Press NFL Coach of the Year Bruce Arians in Tampa Bay. He first earned Coach of the Year honors in 2012 as the interim head coach of the Indianapolis Colts. The following year, Arians was hired as the head coach of the Arizona Cardinals, where he led the team to three consecutive double-digit win seasons on the way to becoming the franchise's winningest coach with a 49-30-1 record.

Away from the football field, the Glazer family has provided Tampa Bay area residents with millions of dollars in funding for programs, tickets, grants, and in-kind contributions. To that end, the Glazer Children's Museum opened in downtown Tampa to rave reviews, earning recognition by Women's Day Magazine and the LA Times as one of the Top 10 children's museums in the country.

During the spring of 2020, as part of an effort to assist the Tampa Bay region during the COVID-19 pandemic, the Glazer family provided 5 million meals through a donation to Feeding Tampa Bay. The Glazers also pledged \$100,000 to the One Tampa: Relief Now, Rise Together Fund, and another \$100,000 to the City of St. Petersburg's Fighting Chance Fund.

Glazer and his wife, Shari, are committed to providing aid and support to many philanthropic causes thru the Edward and Shari Glazer Charitable Trust. The Trust supports many causes including, but not limited to, the Elton John AIDS Foundation, the Braille Institute, the Crohn's and Colitis Foundation, the Los Angeles Museum of Contemporary Art (MOCA), and the Glazer "B.F.F. Bear Program" which gives away thousands of free teddy bears annually to pediatric patients at Cedars-Sinai Hospital, the UCLA Mattel Children's Hospital and Children's Hospital Los Angeles.

In addition to the Buccaneers, Glazer serves on the board of the family-owned Manchester United Soccer Club - the world's most popular sports team with over 660 million fans worldwide. Manchester United has won twenty English titles and has played in five Champions League final matches, winning three times. In addition, Manchester United is a 12-time winner of the FA Cup. Glazer is also the founder and CEO of US Property Trust and US Auto Trust, which owns real estate holdings and auto dealerships throughout the United States.

A proud Ithaca College alumnus, Glazer opened the Edward and Shari Glazer Arena on the school's campus. Shari and Ed have three daughters.

DARCIE GLAZER KASSEWITZ

OWNER/PRESIDENT TAMPA BAY BUCCANEERS FOUNDATION & GLAZER VISION FOUNDATION



Darcie Glazer Kassewitz has been the driving force behind many of the Tampa Bay Buccaneers' innovative, forward-thinking fan engagement and community outreach initiatives, retail activation, and facility design. She is focused on ensuring that the Buccaneers and the Glazer Vision Foundation create a lasting positive impact on the Tampa Bay community.

In support of the organization's long-standing commitment to education in the Tampa Bay community, in 2018 Kassewitz launched the Jr. Bucs School Program - the single-largest in-school program in team history. Impacting nearly 200,000 students in 300 schools across the Tampa Bay area, the program helps students both on and off the field by expanding the current physical fitness curriculum and supporting youth literacy in the classroom. In elementary schools, students receive equipment and programming to improve their fitness levels by training like NFL athletes in their physical education classes. Middle school students receive an enhanced flag football curriculum with new flag kits, equipment and expert-led instruction to hone their skills. Off the field, the Jr. Bucs Reading Challenge inspires lifelong learners by incentivizing students to read the most minutes through a series of challenges.

In 2018, the Tampa Bay Buccaneers Foundation, in partnership with the City of Tampa Parks and Recreation department, launched the first city-wide, all-girls flag football league in Tampa. Through the Foundation, 24 local recreation centers were outfitted with new equipment, complete with Bucs flag belts and jerseys. In addition, youth athletes and coaches were provided with annual instruction led by industry experts and a chance to develop their craft through NFL-certified clinics and training opportunities at the Buccaneers' AdventHealth Training Center.

Through her relentless pursuit of creating programs that strengthen the community, Kassewitz helped to establish the Social Justice Initiative prior to the 2018 season. The Social Justice Initiative includes monthly events focused on youth empowerment, police relations, criminal justice reform, racial equality and workforce development. The initiative is supported by the Tampa Bay Buccaneers Foundation Social Justice Fund, a campaign driven by the team's players and matching contributions from the organization that will commit more than \$1 million to charitable organizations throughout the region.

Under Kassewitz's leadership, the Buccaneers have also been very active in providing resources and financial assistance for important community causes. In the fall of 2016, the team donated a super-sized Tampa Bay Buccaneers Foundation shade structure to the City of Tampa for hosting community events and providing valuable covered event space in the heart of downtown Tampa. Additionally, the Buccaneers have raised more than \$270,000 in donations towards cancer awareness and patient services benefitting the American Cancer Society, Florida Cancer Specialists Foundation, the AdventHealth Foundation Central Florida and Moffitt Cancer Center.

In recent years, Kassewitz has implemented initiatives designed to strengthen the organization's connection with all segments of its fan base. In 2015, she introduced the Women of Red, a pioneering program focused on enhancing and improving the fan experience. In its highly-anticipated debut season, Women of Red was called "the tipping point for a genuine connection to fans" attracting thousands of women to major events that offered a wide variety of interactive experiences, exclusive behind-the-scenes access, and opportunities to interact with Buccaneers players and legends as well as current executives.

Kassewitz also leads the Glazer Vision Foundation, which is committed to full-treatment vision correction for children in Tampa Bay. In 2009, the foundation launched the Mobile Vision Clinic, a state-of-the-art interactive eyecare vehicle, which provides eye exams and prescription glasses for children in need. Since its inception, the program has performed more than 100,000 free eye screenings and provided more than 20,000 free prescription eye glasses to children who might otherwise not afford them.

Through a lead gift, the foundation has provided the funding necessary to open the world-class Glazer Children's Museum in downtown Tampa as part of its ongoing dedication to children and families. The one-of-a-kind museum opened on September 25, 2010 and instantly became the featured destination for children and families in Tampa Bay, providing 53,000-square feet of space for safe and playful learning.

Since 1999, the foundation has hosted nearly 18,000 children at Raymond James Stadium at all home games through the Buccaneers Gameday For Kids program. As part of the program, participating students are rewarded for academic achievement and positive behavior with complimentary game tickets, food vouchers and an on-field meeting with Kassewitz prior to the game.

Kassewitz uses her creative expertise to leave a large impact on the Buccaneers' world-class headquarters and training facilities at the AdventHealth Training Center as well as Raymond James Stadium. Additionally, she led the planning and design of the Buccaneers' new 100,000-square-foot indoor practice facility, which was completed prior to the start of the 2017 regular season.

Kassewitz also played a major role in the original aesthetic design of the interior of Raymond James Stadium when it opened in 1998. She remains involved in many of the architectural design elements pertaining to premium areas that are part of the Glazer family's multi-stage, \$160-million renovation to Raymond James Stadium. Kassewitz also provided the primary vision and direction used in the design and layout of the Buccaneers Team Store, which debuted during the 2017 season.

One of the signature elements of the AdventHealth Training Center is the Buccaneers Museum which was designed and produced by Kassewitz. The museum brings the Buccaneers' history to life, including in-depth exhibits that tell the story of the franchise. Featured displays explore the creation of the team's uniform and logo; the history of the Tampa Bay Buccaneers Cheerleaders; the establishment of the family's foundation; and a special display of the Lombardi Trophy and Super Bowl ring that celebrates the team's Super Bowl XXXVII victory over the Oakland Raiders. The centerpiece of the lobby display is the spectacular "Moment of Victory" sculpture, which depicts the moment when the Buccaneers were assured of their first World Championship.

In addition to her responsibilities with the foundation and the Buccaneers' charitable endeavors, she has served as Co-Chairwoman of the Make-A-Wish Foundation in Palm Beach. Kassewitz also serves on the Board of Manchester United Soccer Club, which has captured six titles since the Glazer family took over the club: five Premier League titles (2007, 2008, 2009 and 2011 and 2013), as well as the 2008 Champions League title.

Kassewitz graduated cum laude with a Bachelor of Science in Psychology from American University in 1990 and earned her Juris Doctorate from Suffolk Law School in 1993. Kassewitz and her husband, Joel, reside in Tampa.

REMEMBERING MALCOLM GLAZER

AS OWNER OF THE BUCCANEERS, HE REINVENTED A FRANCHISE AND REINVIGORATED A COMMUNITY.

The path that brought Malcolm Glazer to purchase the Tampa Bay Buccaneers in 1995 originated in his father's watch-parts business in Rochester, N.Y., where the younger Glazer started working when he was 15. It is no surprise then, that upon taking over the Buccaneers, he wanted to know exactly what made the organization tick.

Malcolm Glazer passed away on May 28, 2014 at the age of 85. During his nearly two decades as owner and president of the Buccaneers, virtually every facet of the team was closely examined and, where necessary, rebuilt. The result was a stunning turnaround for what had been one of the NFL's long-struggling franchises.

Glazer inherited a team with a .300 winning percentage during its first 19 years of existence, one with just two division titles, a single playoff win and, of course, no championship trophies. In just two years, with a new coach on the sideline and bold new uniforms on the players, a 16-year playoff drought was over. The team would move into a gorgeous new stadium the following year, and win a division title and advance to the conference championship game the year after that. By January 2003, Glazer was triumphantly holding the Lombardi Trophy over his head, grinning from ear to ear while surrounded by a team that had just defeated the Oakland Raiders in Super Bowl XXXVII.

Positive changes continued without interruption. The Buccaneers moved into a new state-of-the-art training facility and headquarters in 2006, the most advanced NFL home in the league. They won three division titles in a seven-year span. In 1997, they started a string of consecutive game sellouts at Raymond James Stadium that would last a dozen years, an unprecedented run in franchise history. Glazer also landed Super Bowls XXXV and XLIII for Tampa, the third and fourth to be played in the city. Through it all, community outreach and customer service became central organizational goals.

But Glazer's desire to understand the Buccaneers' inner gears - and have them work with maximum efficiency - went beyond new buildings and organizational charts. He was keenly interested

in the people of the organization as well. He took great pleasure in greeting each player in the locker room with a handshake before and after games. He fostered a family atmosphere at team headquarters, according to a source no less credible than Hall of Famer Derrick Brooks. Brooks was one of many long-time Buccaneers who considered Mr. Glazer not just the team's owner but a personal friend.

"I'm proud to say - and I'm glad - that he's the only owner I ever played for," said Brooks, who was a first-round draft pick in 1995, the same year Glazer arrived.



Despite the team's decade-and-a-half of struggles, Glazer immediately realized that a passionate fan base existed. The area's obsession with the Buccaneers was ready to be rekindled if the team could show an unwavering commitment to winning.

Glazer and his family did exactly that, and they did it by being pioneers in the industry, creating innovative solutions for issues at all levels of the organization. They also did it by aggressively pursuing the right people to lead the team, and then providing them with the assets they needed to succeed.

And while Glazer restored the community's belief in its team, he also reached out to those who needed help within that community. This was of such importance to him that in 1999 he established the Glazer Family Foundation, which has since donated millions

and reached countless thousands in need. A new stadium and a striking new team facility now grace the region's skyline, but a third building in downtown Tampa is just as much a part of Malcolm Glazer's legacy: The Glazer Children's Museum, which opened its doors in 2010.

Malcolm Glazer left behind his wife, Linda, in addition to six children and 14 grandchildren. His children will continue to own and operate the franchise as they have throughout the family's ownership. They will do so by following the blueprint of a visionary man and a caring leader, a man who gave the franchise a new era of enormous success by caring about how the little details worked.

BRIAN FORD CHIEF OPERATING OFFICER



Brian A. Ford, Jr. enters his 14th year with the organization after joining the Buccaneers in 2006 and in his role, oversees all aspects of the organization's day-to-day business operations and community involvement. He works directly with team ownership to ensure that Buccaneers fans, season pass members and corporate sponsors receive a first- in-class experience. Under Ford's leadership, the Buccaneers have consistently earned top marks among NFL teams for customer service experience, ranking No. 1 in the league's annual Voice of the Fan report six of the past eight seasons.

This past offseason during the coronavirus pandemic, Ford worked closely with local authorities, medical experts and the Tampa Sports Authority to devise a comprehensive plan for ensuring the safety of Buccaneers players, staff, game day employees and fans for the start of the 2020 NFL season.

Previously, Ford oversaw a comprehensive, \$160-million renovation of Raymond James Stadium that completely updated and transformed the fan in-game experience. The multi-phase project included a redesign of all concessions locations; installation of new, state-of-the-art HD video boards in each end zone and four HD tower video displays in each corner of the lower bowl; and a comprehensive new sound system. Additional enhancements have also included the renovation of all luxury suites and a complete redesign of both the west and east stadium clubs; a new, 10,000 square-foot team retail store; introduction of the highly successful, all-inclusive Hall of Fame Club concept; an expansive new home team locker room; and the opening of a new premium sports bar and restaurant named Bar 76.

In addition to the stadium renovation project, Ford also oversaw the planning and construction of the team's new state-of-the-art indoor practice facility which opened prior to the start of the 2017 regular season. The 100,000 square-foot facility features a full-sized FieldTurf playing surface and includes up to 3,500 seats for viewing of select training camp practices.

Prior to joining the Buccaneers, Ford was part of the team that opened Raymond James Stadium as the district manager with Fine Host Corporation in 1998. He remained in that capacity until 2006, when he began his career with the Buccaneers.

An active participant in and around the Tampa Bay area, Ford is a member of the Pediatric Cancer advisory board in addition to serving on the boards of Ronald McDonald House Charities of Tampa Bay, American Cancer Society CEOs Against Cancer - Florida Chapter, Tampa Bay Area Chiefs of Police Foundation and the Dedman School of Hospitality Florida State University Director Council. In addition to serving on the Sports Advisory Council for Special Olympics Florida, he was also appointed as a member of the Board of Directors for the 2022 Special Olympics USA Games that will be hosted in Orlando, Florida in June of 2022. Ford has also been a driving force and participant in the team's annual Cut for a Cure event since its inception in 2012. The event has raised over \$315,000 for the National Pediatric Cancer Foundation to date. Prior to the 2016 season, Ford also became a member of the Honorary Commander 927th Air Refueling Wing, which allows business men and women from the local community an opportunity for an up close and personal experience of the policies, programs and overall mission capability of the United States Air Force.

The native of Miramar, Florida, graduated from Florida State University in 1989 with a B.S. in business administration. In 2018, Ford was named the Alumnus of the Year from Florida State's Dedman School of Hospitality. He is an avid runner and triathlete and competes in numerous events each year, including a marathon each of the past 16 years as well as several 70.3 Half Ironman events over that same period.

He married his high school sweetheart, Judy, in 1989 and the couple lives in Tampa and has two sons, Brian III and Brandon. Judy is also a graduate of Florida State University's College of Education. Both sons also attended FSU, and this past May, Brian III graduated with his master's degree in sports management while Brandon continues work on his master's.

FRONT OFFICE

PLAYERS

2019 REVIEW

HISTORY

RECORDS

SIDELINES

BUCCANEERS IN THE COMMUNITY

The Tampa Bay Buccaneers and the Glazer Family are deeply committed to giving back to the community. Through financial contributions, we support initiatives and organizations in the Tampa Bay area that uplift our community and drive social change.

WE ARE THE CHANGE: SOCIAL JUSTICE INITIATIVE

Launched in 2018 with a \$1,000,000 Social Justice Fund commitment by the Glazer family and directed by Buccaneers players, the Tampa Bay Buccaneers Social Justice Initiative was created to break down barriers to racial and social equality.

Focusing on youth empowerment, police relations, criminal justice reform and workforce development, the initiative supports year-round player efforts dedicated to achieving social justice through purposeful dialogue and impactful programs that effect meaningful, positive change in the community.



OUR CIVIC DUTY

We are united against racism and the hatred which fuels it. We will not accept racial injustice, which has been responsible for the indefensible murders of George Floyd, Breonna Taylor, Ahmaud Arbery and so many others.

Families should not have to worry about the safety of their children because of the color of their skin. Change for the black community must happen now and we must lead by our collective actions.

We remain committed to listening and to effecting meaningful change to end systemic injustice.



LEVELING THE PLAYING FIELD

THE LARGEST GIRLS FLAG FOOTBALL TOURNAMENT IN THE COUNTRY

In February 2020, the Tampa Bay Buccaneers hosted the second annual **Buccaneers Girls Flag Football Preseason Classic** - the largest girls flag football tournament in the country. More than 50 high school flag football teams visited the AdventHealth Training Center for the event, which spanned four days and featured over 1,200 female athletes from across the state of Florida.



In 2019, the Tampa Bay Buccaneers Foundation announced the **Girls In Football Scholarship**, becoming the first NFL team to establish a nationwide academic scholarship program designed to benefit female high school football players pursuing a career in sports. The scholarship was made possible through a \$250,000 commitment from the Foundation.

In addition to rewarding young women for their academic excellence and passion for football, the Buccaneers want to expand and grow the game for young girls and provide opportunities to play flag football in their community. In its second year, the **Tampa Bay Buccaneers Girls Flag Football League** doubled in size for the 2020 season with more than 20 teams and 200 girls between the ages of 6-14 participating.

Taking an active role in the NFL's Careers in Football Forum, Women's Sports Foundation, W.I.S.E. Tampa Bay and the Women's Conference of Florida are just a few of the ways that the team remains dedicated to leveling the playing field and paving the way for female advancement in sports.



COMMUNITY

PLAYERS

2019 REVIEW

HISTORY

RECORDS

SIDELINES

TAMPA BAY BUCCANEERS FOUNDATION

The Tampa Bay Buccaneers Foundation's mission is to uplift our community, inspire our youth and drive social change through programs that enrich the lives of families in our region.



YOUTH PROGRAMS

Through the power of football, the Buccaneers invigorate youth to achieve academic success and lead healthier lives through resources and incentive-based programming throughout the Tampa Bay community.

PLAYER PROGRAMS

The team's far-reaching commitment to making Tampa Bay better today and for generations to come holds true through our players' ongoing service in schools across the Bay and with non-profit organizations on an annual basis.



GAME DAY FOR KIDS

As part of our ongoing commitment to highlight the academic achievements of our youth, the Buccaneers have rewarded more than 20,000 students with tickets and special on-field experiences through the Gameday for Kids program.

SALUTE TO SERVICE

We take pride in supporting, honoring, and celebrating the thousands of military families that call Tampa Bay home through community partnerships and game day experiences.




TREASURE CHESTS 5K & FUN RUN

The Tampa Bay Buccaneers continue to raise awareness in the fight against breast cancer. Through efforts such as the 'Treasure Chests 5K & Fun Run', the Bucs contribute thousands of dollars annually in support of organizations in the Tampa Bay community committed to breast cancer research and patient services.

BUCCANEERS SHADE STRUCTURES

24 Court-sized shade covers called "Buccaneers Fitness Zones" are erected in schools in mostly underserved communities to create additional outdoor educational and recreational opportunities. These open-air structures have become community symbols of the Buccaneers' enduring commitment to education for underserved youth, now and for generations to come.



JASON LICHT GENERAL MANAGER



Jason Licht was named the fifth general manager in franchise history on January 21, 2014. Licht (pronounced LIGHT) owns more than two decades of scouting and player personnel experience with five organizations. In 24 NFL seasons, including one as a coach, the clubs that Licht has worked for have amassed a 198-186 (.517) record, nine playoff appearances, eight division championships, four conference championships and one Super Bowl title.

Despite the offseason challenges brought on by the pandemic, Licht was able to make significant changes to the roster for 2020. Licht spearheaded the Buccaneers first-ever virtual draft by selecting seven picks, including offensive tackle Tristan Wirfs at 13th overall. Licht was able to keep the front seven together by placing the franchise tag on outside linebacker Shaquil Barrett and re-signing defensive tackle Ndamukong Suh and outside linebacker Jason Pierre-Paul. The most significant change came in March after signing six-time Super Bowl-winning quarterback Tom Brady in free agency, and conducting a trade with New England to bring five-time Pro Bowl tight end Rob Gronkowski out of retirement.

The 2019 season saw Mike Evans – Licht's first ever draft selection as general manager – record over 1,000 yards for the sixth consecutive season, joining Randy Moss as the only players in NFL history to do so in each of their first six seasons. Evans' fellow receiver Chris Godwin post his first career 1,000-yard season and earn selection to AP's Second-Team All-Pro. The duo became the first pair of receivers voted to the Pro Bowl since Arizona's Larry Fitzgerald and Anquan Boldin in 2009.

On the defensive side of the ball, outside linebacker Shaquil Barrett was named Second Team All-Pro and earned a Pro Bowl selection after setting a franchise record for single-season sacks with 19.5. Rookie linebacker Devin White – the fifth overall pick in the 2018 NFL draft – was named Defensive Rookie of the Month in both November and December, in addition to making the PFWA All-Rookie Team alongside cornerback Sean Murphy-Bunting. Rookie cornerback Jamal Denard recorded 17 passes defended, tied for the fourth-most in the NFL, while second-year cornerback Carlton Davis recorded 19 passes defended, the second-most in the NFL.

During the 2019 offseason, Licht made a handful of changes to the team's defense, most notably adding free agent defensive lineman Ndamukong Suh, a five-time All-Pro and Pro Bowl selection. Suh – alongside 2018 first-round draft pick Vita Vea – helped anchor a Buccaneers defensive line that held opponents to Licht also brought in outside linebacker Shaquil Barrett while spending the team's first five draft picks on the defensive side of the ball, including linebacker Devin White, selected with the fifth overall pick. In 2018, White was named the Butkus Award winner as the best linebacker in college football.

In 2019 offseason, Licht signed left tackle Donovan Smith to a contract extension, after having done the same with left guard Ali Marpet during the 2018 season. Marpet (61st overall) and Smith (34th overall) entered the league as second-round picks in the 2015 NFL Draft. Since the start of the 2015 season, they have been part of an offense that has recorded the fourth-most yards per game in the NFL (379.8), third-most passing yards per game (276.4) and fifth-highest yards per play (5.78) during that span, while ranking third in third-down conversion rate (43.2 pct.).

In 2018, Mike Evans ranked third in the NFL in receiving yards and set a franchise single season record (1,524) one the way to earning his second career Pro Bowl selection. Prior to the 2018 season, Evans was rewarded with a contract extension.

In the 2018 offseason, Licht transformed the team's defensive line with the addition of Jason Pierre-Paul, Carl Nassib and Vita Vea. Pierre-Paul went on to lead the team in sacks with 12.5 – then the most by any Buccaneers player since 2005 (Simeon Rice, 14.0). Acquired through waivers from Cleveland, Nassib finished the season ranked second on the team in sacks, with 6.5. Vea, whom Licht selected with the 12th overall pick in the 2018 NFL Draft, finished the season strong, ranking second among defensive linemen in tackles over the final six weeks.

In the 2017 NFL Draft, Licht selected six players, with three stepping into starting roles as rookies. The Buccaneers' first-round pick, tight end O.J. Howard, started all 14 games he played in, tying for the team lead with six touchdown receptions – tied for the second-most among NFL rookies and the fourth-most ever by a Buccaneers rookie. Howard had 565 receiving yards and five touchdowns in 10 games in 2018, before missing the final six weeks due to injury.

The Buccaneers also got contributions from wide receiver Chris Godwin, a third-round pick who started the final two games on the season and earned NFC Offensive Player of the Week honors in Week 17 after catching seven passes for 111 yards, including a game-winning 39-yard touchdown. In 2018, Godwin stepped into a more featured role, catching 59 passes for 842 yards and seven touchdowns, prior to his breakout season in 2019.

The Buccaneers finished the 2016 season at 9-7. Mike Evans earned his first career Pro Bowl selection after finishing the year with 96 catches for 1,321 yards and 12 touchdowns. His 12 touchdown catches tied his own franchise record (set in 2014) and were tied for the second-most in the NFL in 2016. His 96 catches were the second-most in Buccaneers history and the sixth-most in the league that season, while his 1,321 yards were then the third-most ever by a Buccaneers player and ranked fourth in the NFL.

Another major contributor to the team's offense was tight end Cameron Brate, who originally joined the team as a college free agent out of Harvard in 2014. After only playing in five games as a rookie, Brate has since become an integral part of the Buccaneers' offense, catching 24 touchdowns over the past four seasons, the fourth-most in the NFL among tight ends during that timeframe. His 27 career touchdown receptions are tied for the fifth-most in franchise history. Brate's production was rewarded with a contract extension during the 2018 offseason.

In 2015, Licht drafted quarterback Jameis Winston with the No. 1 overall pick. During Winston's five seasons with the team, he set franchise records for pass attempts (2,548), completions (1,563), passing yards (19,737) and passing touchdowns (121).

Licht joined the Buccaneers in 2014, on the heels of two seasons with Arizona as the vice president of player personnel, working under general manager Steve Keim, who earned NFL Executive of the Year honors from both Pro Football Talk and Sporting News. Licht's first draft pick with Tampa Bay, wide receiver Mike Evans, was selected seventh overall in the 2014 NFL Draft and went on to have a stellar rookie season, finishing with 68 receptions for 1,051 yards and 12 touchdowns and being named to the PFWA, NFL.com, ESPN.com and SI.com All-Rookie Teams.

Licht first worked for the Cardinals in 2008 as a personnel executive, before leaving to spend three seasons as director of pro personnel with New England. He returned to Arizona in 2012 as director of player personnel before being promoted to the vice president position.

In addition, Licht's career has intersected with some of the NFL's greatest head coaches, including Don Shula, Jimmy Johnson, Bill Belichick and Andy Reid. In all, Licht has worked alongside seven head coaches who have led a team to a Super Bowl (Shula, Johnson, Belichick, Reid, Pete Carroll, Lovie Smith, Ken Whisenhunt) and seven who have won AP Coach of the Year honors in their careers (Shula, Johnson, Belichick, Reid, Smith, Dom Capers and Bruce Arians).

While with Arizona, Licht worked directly with the head coach and general manager on player acquisition and contract negotiations, as well as leading the club's scouting efforts as he oversaw both the college and pro scouting departments. The 2013 season saw the Cardinals improve to 10-6 from a 5-11 campaign the previous year.

In 2008 Arizona won the NFC West and advanced to the Super Bowl. Licht then spent three seasons (2009-11) as director of pro personnel with the New England Patriots, where he was responsible for monitoring every NFL roster with an emphasis on scouting talent of upcoming pro free agents, while also maintaining depth on New England's roster. The Patriots were AFC East champions in each of those three seasons and advanced to the Super Bowl following the 2011 campaign.

Licht spent five years with the Philadelphia Eagles (2003-07), first serving as the club's assistant director of player personnel before being promoted to vice president of player personnel for his final two seasons. The team won three NFC East titles during that span and earned a berth in Super Bowl XXXIX.

Prior to joining Philadelphia, Licht enjoyed his first stint in New England, serving as a scout and assistant director of player personnel from 1999-2002, a stretch that included a victory in Super Bowl XXXVI. He was part of a front office that drafted core pieces of the team that won three Super Bowls in four seasons, such as Damien Woody, Kevin Faulk, Tom Brady, Richard Seymour, Matt Light, and Deion Branch.

Licht began his NFL career with the Miami Dolphins in 1995, where he worked as a scouting department assistant before spending the 1996 season as an offensive assistant/quality control coach. In 1997, he worked for National Football Scouting, a college football scouting service, before joining the Carolina Panthers' scouting staff in 1998.

Licht played linebacker and guard at the University of Nebraska from 1989-91 before transferring to Nebraska-Wesleyan, where he was an all-conference defensive tackle. He and his wife, Blair, have three children: Charlie, Zoe and Theo.

BRUCE ARIANS HEAD COACH



Bruce Arians was named the 12th head coach in franchise history on January 8, 2019.

Arians is a two-time Associated Press NFL Coach of the Year, earning the award in 2012 (Indianapolis Colts) and in 2014 (Arizona Cardinals). He is the only coach in NFL history to earn the award multiple times in a three-year span with different teams and is one of only 12 coaches in NFL history to win the award multiple times.

In his first season with the Buccaneers in 2019, Arians led Tampa Bay to a two-win improvement over the previous season, guiding the team to a 5-3 record over the last eight games to finish 7-9. The team's seven wins were its most since 2016. In addition, the Buccaneers 5-3 record on the road matched the third-best road mark in team history.

Under Arians' direction, Tampa Bay's offense set franchise records for both points scored (458) and touchdowns (54), while leading the league in passing offense at 302.8 yards per game and ranking third in the NFL in total offense at 397.9 yards per game. On the defensive side of the ball, the Buccaneers boasted the NFL's best run defense, limiting opponents to 1,181 rushing yards over 16 games (73.8 avg.), the lowest total allowed in a 16-game season in franchise history.

Shaquill Barrett, Mike Evans and Chris Godwin all earned trips to the 2020 Pro Bowl in their first season under Arians, with Barrett and Godwin also earning AP Second-Team All-Pro honors. Barrett led the NFL with 19.5 sacks, surpassing Warren Sapp (16.5 in 2000) for the single-season franchise record. Evans and Godwin were the best receiving duo in the NFL, combining for 2,490 yards and 17 touchdowns on 153 receptions, while becoming just the second pair of Tampa Bay teammates to each go over 1,000 yards receiving in the same season and the first to each top 1,100 yards. Godwin set career-best marks across the board with his 86 receptions, 1,333 receiving yards and nine touchdowns, finishing third in the NFL in receiving yards and tied for fourth in receiving touchdowns, despite missing the final two games of the season due to injury.

In his first season with Jameis Winston, Arians helped the fifth-year quarterback to the first 5,000-yard passing season in team history. Winston led league with a team record 5,109 passing yards and finished second in the NFL with a team-record 33 passing touchdowns, while maintaining 8.16 yards per attempts, which was the second-highest single-season mark in franchise history and ranked sixth in the NFL this season.

Upon being hired by Tampa Bay, Arians quickly built a staff of qualified assistant coaches, bringing on a collection of coaches with decades of NFL experience. In building his staff, Arians also put together one of the most diverse coaching groups in the NFL. The Buccaneers are the only team in the league to have three coordinator positions, as well as the role of assistant head coach, filled by minority coaches. In addition, Arians' staff made NFL history by becoming the first to have two female coaches in full-time assistant roles.

Prior to arriving in Tampa, Arians spent five seasons as the head coach of the Arizona Cardinals (2013-17) in addition to a 12-game stint as interim head coach for the Indianapolis Colts (2012), compiling a regular season record of 58-33-1. During that 92-game stretch Arians was a head coach, his 58 wins ranked fourth in the NFL, trailing only Bill Belichick (73), Pete Carroll (63) and Mike Tomlin (59).

Throughout his 26-year NFL career, Arians has worked closely with some of the league's top passers including Pro Bowlers Peyton Manning, Ben Roethlisberger, Andrew Luck and Carson Palmer. As an offensive play-caller, Arians has directed top-10 offenses with three different teams (Arizona, Indianapolis and Pittsburgh) over the last nine seasons of his coaching career.

During his time in Arizona, the York, Pennsylvania native compiled a 49-30-1 regular season record (.619 winning percentage). The Cardinals' 49 wins during that span were the seventh-most in the NFL and the third-most in the NFC. Arians won 50 total games in Arizona (49 regular season, one postseason), finishing his time there as the winningest coach in franchise history. His 49 regular season wins are also the most by any coach in Cardinals history.

Arians posted three seasons with double-digit wins as the head coach of the Cardinals, including tying the then-franchise best with 11 in 2014. The following season, Arizona established a new franchise record with 13 wins, which also featured the team's first-ever postseason bye and second-ever appearance in the NFC Championship Game.

Under Arians, the Cardinals offense set several single-season team records, including points scored (489 in 2015), total touchdowns (59 in 2015), total net yards (6,533 in 2015) and first downs (373 in 2015). Arians also helped coach individual players to some of the best seasons of their careers. In 2015, Cardinals quarterback Carson Palmer set franchise records for passing yards (4,671), passing touchdowns (35), yards per attempt (8.70) and passer rating (104.6) en route to a Pro Bowl selection. In 2016, running back David Johnson established new team records for rushing touchdowns (16), total touchdowns (20) and yards from scrimmage (2,118), while leading the NFL in total touchdowns and yards from scrimmage. Wide receiver Larry Fitzgerald posted the top three seasons for receptions in Cardinals history under Arians and ranked third in the NFL in catches during that span.

Arians came to Arizona after spending the 2012 season with Indianapolis. Hired as the team's offensive coordinator, he also served as the team's interim coach for 12 games while head coach Chuck Pagano was treated for leukemia. He led the Colts to a 9-3 record and was selected as the 2012 AP NFL Coach of the Year. Indianapolis' nine-win improvement (2-14 to 11-5) matched the third-largest single-season turnaround in NFL history.

COACHING

PLAYERS

2019 REVIEW

HISTORY

RECORDS

SIDELINES

Arians helped the Colts' offense rank 10th in the NFL in yards (362.4 ypg) and seventh in passing yards (258.0 ypg). Rookie quarterback Andrew Luck – the first overall pick in the 2012 NFL Draft – made the Pro Bowl and set rookie records for passing yards (4,374) and 300-yard passing games (six). He also established the NFL single-game rookie record for passing yards (433, 11/4 vs. Miami). Luck finished with the then-third-most passing touchdowns by a rookie in NFL history, with 23.

Prior to his time with the Colts, Arians spent eight seasons with the Steelers, five as offensive coordinator (2007-11) and three as the wide receivers coach (2004-06). During his tenure as the offensive coordinator, the Steelers had a 55-25 record, tying Green Bay for the second-best mark in the NFL during that span. Pittsburgh won three AFC North Division titles, two AFC Championships and earned a victory in Super Bowl XLIII over the Cardinals. Arians was also part of the Steelers' Super Bowl XL win as the team's wide receivers coach.

Under Arians' guidance, Steelers quarterback Ben Roethlisberger put together some of the best seasons in team history, establishing a then-franchise record with 32 touchdown passes in 2007, recording a then-team record 4,328 passing yards in 2009 and registering a career-high and Steelers-record 104.1 passer rating in 2007. Roethlisberger earned his first career Pro Bowl selection in 2007 under Arians.

In 2009, the Steelers' offense became the first team in NFL history to have a 4,000-yard passer (Roethlisberger), two 1,000-yard receivers (Santonio Holmes, Hines Ward) and a 1,000-yard rusher (Rashard Mendenhall) in the same season.

Before joining the Steelers, Arians spent three seasons as the offensive coordinator for the Cleveland Browns (2001-03). He joined Cleveland after spending three seasons with the Colts as the team's quarterbacks coach. Working with offensive coordinator Tom Moore, Arians helped tutor Peyton Manning during his first three seasons in the league and helped him earn Pro Bowl berths in 1999 and 2000.

Arians' first NFL job was with the Kansas City Chiefs, working as the team's running backs coach for four seasons (1989-92). There he helped Christian Okoye to two Pro Bowl selections (1989, 1991). Arians also spent the 1996 season as the tight ends coach for the New Orleans Saints.

Arians' coaching career began as a graduate assistant at his alma mater, Virginia Tech, in 1975, before being elevated to running backs coach in 1977. He spent 1978-80 with Mississippi State as the school's running backs/wide receivers coach before coaching the running backs at Alabama for two seasons (1981-82) under legendary coach Paul "Bear" Bryant. Arians would later return to Mississippi State (1993-95) and Alabama (1997) to serve as the offensive coordinator for the respective schools. He became one of the youngest head coaches in Division I history when Temple University hired him in 1983 at the age of 30. He spent six seasons coaching the Owls (1983-88).

Born in Paterson, New Jersey, Arians grew up in York, Pennsylvania, and played quarterback at Virginia Tech. He and his wife, Christine, have two children – son, Jake, and daughter, Kristi Anne, as well as granddaughters, Presley and Brylee, and grandsons, Asher and Mills.

ARIANS AT A GLANCE

YEARS	POSITION
1972-74	Virginia Tech, Player
1975-76	Virginia Tech, Graduate Assistant
1977	Virginia Tech, Running Backs
1978-80	Mississippi State, Running Backs/Wide Receivers
1981-82	Alabama, Running Backs
1983-88	Temple, Head Coach
1989-92	Kansas City Chiefs, Running Backs
1993-95	Mississippi State, Offensive Coordinator
1996	New Orleans Saints, Tight Ends
1997	Alabama, Offensive Coordinator
1998-2000	Indianapolis Colts, Quarterbacks
2001-03	Cleveland Browns, Offensive Coordinator
2004-06	Pittsburgh Steelers, Wide Receivers
2007-11	Pittsburgh Steelers, Offensive Coordinator
2012	Indianapolis Colts, Offensive Coordinator/Interim Head Coach
2013-17	Arizona Cardinals, Head Coach
2019-	Tampa Bay Buccaneers, Head Coach

HAROLD GOODWIN

ASSISTANT HEAD COACH/RUN GAME COORDINATOR



Harold Goodwin enters his second season with the Buccaneers in 2020 as Assistant Head Coach and Run Game Coordinator.

In his first season with Tampa Bay, Goodwin coached an offensive line and run game that contributed to the team's 397.9 yards of total offense per game, which ranked third in the NFL last season. In addition to being near the top of the league in total offense, the Buccaneers also ranked first in passing offense (302.8 ypg) and tied for third in points scored (28.6 ppg).

The Buccaneers scored 15 touchdowns on the ground in 2019, which tied for the sixth-most in a single season in team history. Goodwin also helped oversee the development of second-year running back Ronald Jones II, who rushed for a team-high 724 yards and six touchdowns.

Prior to joining the Buccaneers, Goodwin spent 11 seasons coaching under Buccaneers Head Coach Bruce Arians, first working as an offense assistant with the Pittsburgh Steelers (2007-11), before spending a season as the offensive line coach of the Indianapolis Colts (2012) and most recently working as the Arizona Cardinals' offensive coordinator (2013-17).

During his time with the Cardinals, Goodwin helped turn the unit into one of the best in the NFL. The team ranked 32nd in the NFL the season before his arrival and, by the 2015 season, established franchise records for points scored (489), touchdowns (59) touchdown passes (35), total net yards (6,533), first downs (373) and first downs passing (237), while leading the NFL in net yards and ranking second in points scored.

Leading that offense was quarterback Carson Palmer, who set franchise records with 4,671 passing yards, 35 touchdown passes and a 104.6 quarterback rating, en route to earning a Pro Bowl berth and being named second-team Associated Press All-Pro. Palmer was sacked only 27 times on 562 attempts, tied for the fourth-fewest allowed in the NFL. Arizona ranked eighth in the NFL in rushing (119.8 yards per game) and scored 16 rushing touchdowns - tied for the sixth-most in the NFL - despite having three different players start at running back.

In 2016, Arizona scored 418 points, the fourth-most in a season in team history, while ranking ninth in the NFL in net yards (5,868) and sixth in points scored. The offense was led by second-year running back David Johnson, who set franchise records and led the NFL in scrimmage yards (2,118) and touchdowns (20), while being named to the Pro Bowl and earning first-team AP All-Pro honors. Wide receiver Larry Fitzgerald also earned a Pro Bowl berth after leading the NFL in receptions (107).

As the offensive line coach with the Indianapolis Colts, Godwin helped the team's offense finished 10th in the NFL (362.4 yards per game). During his time with the Steelers, Goodwin was part of the team that won Super Bowl XLIII and advanced to Super Bowl XLV. Working with the Pittsburgh offensive line, Goodwin helped Maurkice Pouncey earn Pro Bowl berth in each of their two seasons working together.

Goodwin began his NFL career as an assistant offensive line coach with the Chicago Bears, spending three seasons with the team (2004-06). Prior to joining the Bears, he spent eight seasons in the collegiate ranks, first working as a graduate assistant/student assistant at his alma mater, Michigan (1995-97), before stints with Eastern Michigan (1998-99) and Central Michigan (2000-03).

GOODWIN AT A GLANCE

YEARS	POSITION
1995-97	Michigan, Graduate Assistant
1998-99	Eastern Michigan, Tight Ends/Offensive Tackles/Offensive Line
2000-02	Central Michigan, Offensive Line
2003	Central Michigan, Assistant Head Coach/Offensive Line
2004-06	Chicago Bears, Assistant Offensive Line
2007-11	Pittsburgh Steelers, Offensive Assistant
2012	Indianapolis Colts, Offensive Line
2013-17	Arizona Cardinals, Offensive Coordinator
2019-	Tampa Bay Buccaneers, Assistant Head Coach/Run Game Coordinator

COACHING

PLAYERS

2019 REVIEW

HISTORY

RECORDS

SIDELINES

KEITH ARMSTRONG SPECIAL TEAMS COORDINATOR



Keith Armstrong enters his second season as special teams coordinator with the Tampa Bay Buccaneers in 2020.

Under Armstrong's tutelage, starting field position for Buccaneers opponents following kickoffs was the 24.5 yardline in 2019, the ninth-best mark in the NFL. Individually, punter and kickoff specialist Bradley Pinion set a single-season NFL record with 88 touchbacks (tracked since 1991). His 90.7 touchback percentage was the second-highest mark in the NFL last season. In addition, rookie kicker Matt Gay finished fifth in the NFL, and first among rookies, with 124 kicker points.

Prior to joining the Buccaneers in 2019, Armstrong had spent the past 10 seasons as the special teams coordinator for the Atlanta Falcons (2008-18). During his time with the Falcons, Armstrong boasted one of the top punt coverage units in the NFL, allowing only one punt return for a touchdown during that time, tied for the fewest in the league, and allowed only 8.0 yards per return, the third-lowest mark in the NFL during that span.

Atlanta's field goal units under Armstrong were among the best in the NFL, connecting on 87.7 percent of field goal attempts, the third-highest mark in the league, and 99.1 percent of extra point attempts, the second-highest mark in the NFL. Falcons kickers contributed 1,383 points during Armstrong's time overseeing the unit, the fourth-most among any team.

While with the Falcons, Armstrong coached several players to Pro Bowl appearances, with returner Devin Hester making his final career appearance in 2014, kicker Matt Bryant earning his first career berth in 2016 and special teams player Eric Weems being named a Pro Bowl selection and first-team All-Pro by the Pro Football Writers of America in 2010.

Prior to his tenure in Atlanta, Armstrong served as the special teams coordinator for the Miami Dolphins for seven seasons (2001-07). Similar to his time with Atlanta, the punt coverage units with Miami were some of the best in the NFL, allowing only 6.6 yards per return, the fewest in the league, and they did not allow a punt return for a touchdown, joining the Buffalo Bills as the only teams in the NFL to do so.

Armstrong started his NFL coaching career with the Falcons as the safeties coach in 1994. He held that role for two seasons before being promoted to secondary coach in 1996. Following his first stint with the Falcons, Armstrong spent four seasons with the Chicago Bears (1997-2000).

A native of Fairless Hills, Pennsylvania, Armstrong played collegiately at Temple, under Buccaneers Head Coach Bruce Arians, who held the same role for the Owls. Armstrong began his coaching career as a graduate assistant with Temple (1987), before working with Miami (Fla.) in 1988, Akron in 1989, Oklahoma State from 1990-1992 and Notre Dame in 1993.

ARMSTRONG AT A GLANCE

YEARS	POSITION
1987	Temple, Graduate Assistant
1988	Miami (Fla.), Assistant Defensive Backs/Special Teams
1989	Akron, Wide Receivers
1990-92	Oklahoma State, Secondary
1993	Notre Dame, Linebackers/Special Teams
1994-95	Atlanta Falcons, Safeties
1996	Atlanta Falcons, Secondary
1997-2000	Chicago Bears, Special Teams Coordinator
2001-07	Miami Dolphins, Special Teams Coordinator
2008-18	Atlanta Falcons, Special Teams Coordinator
2019-	Tampa Bay Buccaneers, Special Teams Coordinator

TODD BOWLES DEFENSIVE COORDINATOR



Todd Bowles enters his second season as defensive coordinator with the Tampa Bay Buccaneers in 2020.

In his first season in Tampa Bay, Bowles quickly put an emphasis on stopping the run as he transformed the Buccaneers from the 24th-ranked run defense in 2018 (123.9 rush yards allowed per game) to the top run defense in the NFL in 2019, holding opponents to just 73.8 rushing yards per game and just 3.26 average yards per rush. The 1,181 rushing yards allowed by Tampa Bay in 2019 were the 11th-fewest all-time in a 16-game season. The front seven showed a knack for getting into the opposing backfield, tying for fifth in the NFL in tackles for loss.

The Buccaneers also led the NFL with 96 passes defended on the year, tied for the league lead with six defensive touchdowns, ranked third with 21 forced fumbles and finished fifth with 28 takeaways.

In the secondary, Bowles guided a group of predominantly first and second-year players to a notable second-half turnaround in which the defense reduced its passing yards allowed per game from 293.5 in Games 1-8 to 246.8 in Games 9-16, while lowering its total yards allowed per game mark from 371.6 to 316.3 in that same span. The 316.3 total yards allowed per game was the sixth-best mark of any defense over its final eight games of the season.

Bowles' 2019 defense featured three players who took home end-of-season honors, led by Pro Bowl and AP second-team All-Pro outside linebacker Shaquil Barrett. Barrett set a team record with his league-leading 19.5 sacks in 2019, breaking Pro Football Hall of Famer Warren Sapp's team record of 16.5 set in 2000. The defense also featured two AP All-Rookie Team members: Sean Murphy-Bunting and Devin White. White led all rookies with 7.0 tackles per game and Sean Murphy-Bunting tied for the most interceptions by a rookie with three.

Bowles joined the Buccaneers after spending the previous four seasons as the head coach of the New York Jets (2015-18). Under Bowles, the Jets posted one of the best run defenses in the NFL, holding teams to just 4.00 yards per carry, the sixth-lowest figure in the NFL during that span, and allowing only 44 rushing touchdowns, tied for the eighth-least in that timeframe. Bowles' Jets defense also allowed opposing offenses to convert only 36.0 percent of third downs, the fourth-lowest mark in the league. Opposing passers completed just 60.6 percent of their passes against the Jets under Bowles, the third-lowest mark in the NFL.

Four different defensive players earned Pro Bowl berths under Bowles in New York, with cornerback Darrelle Revis and defensive lineman Muhammad Wilkerson being selected in 2015, defensive lineman Leonard Williams being nominated in 2016 and safety Jamal Adams voted to the game in 2018. This past season also saw Jets return specialist Andre Roberts earn Pro Bowl distinction, along with being named first-team AP All-Pro as a kick returner.

Prior to serving as the head coach of the Jets, Bowles spent two seasons as the defensive coordinator of the Arizona Cardinals (2013-14), including winning Assistant Coach of the Year honors from the Pro Football Writers of America and the Associated Press in 2014. During Bowles' time in Arizona, the Cardinals' defense allowed the third-fewest rushing touchdowns (14), the fifth-fewest points per game (19.5) and the fifth-fewest rushing yards per game (96.6). Bowles' defenses in Arizona also showed a knack for taking the ball away, recording the fifth-most interceptions in the NFL (38) and the most defensive touchdowns in the league, with nine.

While Bowles led the Cardinals' defense, he saw cornerback Patrick Peterson earn first-team AP All-Pro honors in 2013 and earn Pro Bowl honors both years (2013-14). Defensive end John Abraham (2013), cornerback Antonio Cromartie (2014) and defensive end Calais Campbell (2014) each also earned Pro Bowl selections.

Bowles spent one year with the Philadelphia Eagles (2012), serving as the team's secondary coach before being named interim defensive coordinator for the final 10 games of the season. Philadelphia finished ninth in passing yards allowed (216.9 per game) that season.

Before joining the Eagles, Bowles worked as the assistant head coach/secondary coach for the Miami Dolphins for four seasons (2008-11). In the 2011 season, he was named interim head coach for the final three games of the year, going 2-1. Under Bowles' tutelage, Miami's secondary held opposing quarterbacks to a 58.1 completion percentage over that span, the seventh-lowest mark in the NFL.

Prior to his time in Miami, Bowles worked as the defensive backs coach for the Dallas Cowboys (2005-07), coaching three different players to the Pro Bowl (safety Ken Hamlin, cornerback Terence Newman and safety Roy Williams).

Hiss NFL coaching career began in 2000 as the defensive backs coach of the New York Jets, coaching a unit that allowed just 18.3 passing yards per game, the sixth-lowest in the NFL. Following his season in New York, Bowles spent four years with the Cleveland Browns, working as the team's defensive nickel package coach (2001-03) and secondary coach (2004). In 2001, the team set a franchise record with 33 interceptions and in 2004, the Browns allowed the fifth-fewest passing yards in the NFL (181.3 per game).

Before coaching in the NFL, Bowles spent one season as the defensive coordinator at Morehouse College (1997) and two seasons as the defensive coordinator at Grambling State (1998-99).

Bowles played collegiately at Temple and, despite going undrafted in the 1986 NFL Draft, played eight years in the NFL, with the Washington Redskins (1986-90; 1992-93) and the San Francisco 49ers (1991). He was a starter on the 1987 Redskins team that won Super Bowl XXII. Following his retirement as a player, Bowles spent two seasons (1995-96) with the Green Bay Packers player personnel department.

A native of New Jersey, Bowles and his wife, Taneka, have three sons, Todd Jr., Troy and Tyson.

BOWLES AT A GLANCE

YEARS	POSITION
1982-85	Temple, Player
1986-90	Washington Redskins, Player
1991	San Francisco 49ers, Player
1992-93	Washington Redskins, Player
1995-96	Green Bay Packers, College Scouting Assistant
1997	Morehouse College, Defensive Coordinator/Secondary
1998-99	Grambling State, Defensive Coordinator/Defensive Backs
2000	New York Jets, Defensive Backs
2001-03	Cleveland Browns, Defensive Nickel Package
2004	Cleveland Browns, Secondary
2005-07	Dallas Cowboys, Defensive Backs
2008-11	Miami Dolphins, Assistant Head Coach/Secondary
2011	Miami Dolphins, Interim Head Coach
2012	Philadelphia Eagles, Secondary/Interim Defensive Coordinator
2013-14	Arizona Cardinals, Defensive Coordinator
2015-18	New York Jets, Head Coach
2019-	Tampa Bay Buccaneers, Defensive Coordinator

BYRON LEFTWICH OFFENSIVE COORDINATOR



Byron Leftwich begins his second season with the Tampa Bay Buccaneers in 2020, serving as the team's offensive coordinator.

In his first year of play-calling duties for the Buccaneers, Leftwich directed an offense which led the NFL in passing offense (302.8 ypg), and ranked third in total offense (397.9 ypg), while tying for third in the league in scoring at 28.6 points per contest.

As a unit, the team established new franchise records with 458 total points scored and 54 total touchdowns. Tampa Bay totaled 353 first downs on the season, the second-most in team history.

Wide receivers Chris Godwin and Mike Evans were both selected to the Pro Bowl, after becoming the first pair of Buccaneers teammates to each go over 1,100 yards receiving in the same season. Additionally, quarterback Jameis Winston led the league in passing with 5,109 yards and ranked third in the NFL with a franchise-record 33 touchdown passes.

Leftwich played quarterback for 10 seasons in the NFL, spending time with the Jacksonville Jaguars (2003-06), Atlanta Falcons (2007), Pittsburgh Steelers (2008, 2010-12) and Buccaneers (2009). He started 50-of-60 career games, completing 930-of-1,605 passes (57.9 pct.) for 10,532 yards, with 58 touchdowns and 42 interceptions. He earned a Super Bowl ring with the Steelers following the team's victory in Super Bowl XLIII.

In 2016, Leftwich began his coaching career, working as an intern coach with the Arizona Cardinals, before being hired as the team's quarterbacks coach in 2017. The 2017 season saw Arizona become the first team to have three different quarterbacks (Carson Palmer, Blaine Gabbert, Drew Stanton) win multiple starts since 2007. In 2018, Leftwich added the responsibility of offensive coordinator to his duties during the season.

A first-round pick (seventh overall) of the Jaguars in 2003, Leftwich spent four seasons with Jacksonville, including helping the team earn an AFC Wild Card berth in 2005. Leftwich, who played collegiately at Marshall, set Mid-American Conference records for passing yards and total offense during his collegiate career, while twice being named MAC Offensive Player of the Year (2001-02). He finished sixth in voting for the Heisman as a senior in 2002 and was inducted into the Marshall Hall of Fame in 2007.

LEFTWICH AT A GLANCE

YEARS	POSITION
1999-02	Marshall, Player
2003-06	Jacksonville Jaguars, Player
2007	Atlanta Falcons, Player
2008	Pittsburgh Steelers, Player
2009	Tampa Bay Buccaneers, Player
2010-12	Pittsburgh Steelers, Player
2017	Arizona Cardinals, Quarterbacks
2018	Arizona Cardinals, Offensive Coordinator
2019-	Tampa Bay Buccaneers, Offensive Coordinator

TIM ATKINS DEFENSIVE QUALITY CONTROL



Tim Atkins begins his second season with the Tampa Bay Buccaneers in 2020, working as a defensive quality control coach.

In his first year in Tampa Bay, Atkins led quality control efforts for a defense that finished first against the run and fifth in takeaways. In addition, Tampa Bay's defense made a noticeable second-half turnaround as it lowered its yards per game allowed average from 371.6 yards per game through the first eight games to 316.3 over the final eight games, which ranked eighth in the NFL from Weeks 9-17.

Atkins followed Buccaneers Defensive Coordinator Todd Bowles to Tampa Bay, who he worked under for three seasons (2016-18) as defensive quality control coach for the New York Jets. Prior to his time with the Jets, Atkins charted games for the Cleveland Browns for two seasons (2014-15) and served as a Buffalo Bills defensive assistant from 2011-12. That followed a one-season stint with the UFL's Florida Tuskers (2010). Atkins broke into the NFL as a defensive assistant for the Miami Dolphins from 2006-08 before becoming a defensive graduate assistant at Florida Atlantic University (2008-09). He also coached on the collegiate level for Whittier College as wide receivers coach (2005) and safeties coach (2004).

ATKINS AT A GLANCE

YEARS	POSITION
2001-03	Hamilton (Arizona) High School, Assistant Defensive Backs
2004	Whittier College, Safeties/Video Coordinator
2005	Whittier College, Wide Receivers/Video Coordinator
2006	Miami Dolphins, Staff Assistant
2007	Miami Dolphins, Defensive Assistant
2008	Florida Atlantic, Volunteer
2009	Florida Atlantic, Graduate Assistant
2010	Florida Tuskers (UFL), Defensive Quality Control
2011-12	Buffalo Bills, Football Operations Assistant
2014-15	Cleveland Browns, Game Charter
2016-18	New York Jets, Defensive Quality Control
2019-	Tampa Bay Buccaneers, Defensive Quality Control

CORY BICHEY ASSISTANT STRENGTH & CONDITIONING



Cory Bichey begins his first season as assistant strength and conditioning coach with the Tampa Bay Buccaneers in 2020.

Bichey joined the team following two years (2018-2019) at Mississippi State. He began his time with the Bulldogs football program as the assistant strength and conditioning coach under current Buccaneers Head Strength & Conditioning Coach Anthony Piroli in 2018, before being elevated to head strength and conditioning coach for Mississippi State football in 2019, following Piroli's departure to Tampa Bay. Previously, Bichey worked on the strength and conditioning staff at Arkansas from 2013-17, after spending a year as a graduate assistant for Cincinnati (2012-13).

Bichey graduated from Indiana State University with a bachelor's degree in exercise science and minor in strength and conditioning (2012). He was a four-year letterwinner as an offensive lineman for Indiana State from 2008-12.

BICHEY AT A GLANCE

YEARS	POSITION
2008-12	Indiana State University, Player
2012-13	University of Cincinnati, Graduate Assistant
2013-14	University of Arkansas, Assistant Strength & Conditioning
2015-17	University of Arkansas, Associate Strength & Conditioning
2018	Mississippi State University, Assistant Strength & Conditioning
2019	Mississippi State University, Head Strength & Conditioning
2020-	Tampa Bay Buccaneers, Assistant Strength & Conditioning

CHRIS BONIOL SPECIALISTS COACH



Chris Boniol enters his second season as specialists coach with the Tampa Bay Buccaneers in 2020.

Boniol oversaw a specialists unit that included three new arrivals in 2019, including free agents Bradley Pinion, long snapper Zach Triner and 2019 fifth-round kicker, Matt Gay. With Boniol in charge of guiding the rookie through his development, Gay finished fifth among all kickers in total points with 124. Those 124 points tied for the fourth-most in a single season in team history and the most ever by a Buccaneers rookie. Gay also held a share of the league lead by converting on 16 field goals of 40-or-more yards, including tying for the third-longest field goal made in Buccaneers history when he connected on a 58-yarder at Los Angeles on 9/29/19.

Prior to arriving in Tampa Bay in 2019, Boniol had most recently served as a senior special teams advisor at Mississippi State, where he had worked since 2016. In 2017, Bulldogs kicker Jace Christmann was named Freshman All-American by the FWAA and to the SEC All-Freshman Team by the league's coaches. Prior to his time in Starkville, Boniol spent one season as Louisiana College's special teams coordinator and running backs coach.

A former Dallas Cowboys kicker, Boniol began his NFL coaching career with the club in 2010 as the assistant special teams/kickers coach. That season, punter Mat McBriar led the NFL in gross (47.9) and net (41.7) punting average. In 2011, Boniol tutored rookie kicker Dan Bailey, who established an NFL-rookie record by connecting on 26 consecutive field goal attempts. For the season, Bailey converted 32-of-37 (86.5%) of his tries. Bailey continued to flourish under Boniol's guidance, hitting on 29-of-31 (93.5%) attempts in 2012, and 28-of-30 (93.3%) in 2013. During their three seasons together, Bailey's 90.8 success rate and 89 field goals made both ranked third in the NFL.

In 2014, Boniol moved to Oakland where he was the assistant special teams coach. That season, punter Marquette King tied for fourth in the NFL with 31 punts inside the 20, while kicker Sebastian Janikowski connected on 86.4 percent of his field goal attempts.

A native of Alexandria, La., Boniol attended Louisiana Tech before embarking on a six-year NFL playing career. In 1995, he made 27-of-28 field goal attempts, leading the league in field goal accuracy for the Super Bowl Champion Cowboys.

BONIOL AT A GLANCE

YEARS	POSITION
1990-93	Louisiana Tech, Player
1994-96	Dallas Cowboys, Player
1997-98	Philadelphia Eagles, Player
1999	Chicago Bears, Player
2010-13	Dallas Cowboys, Assistant Special Teams
2014	Oakland Raiders, Assistant Special Teams
2015-16	Louisiana College, Special Teams
2017-18	Mississippi State, Special Teams Quality Control
2019-	Tampa Bay Buccaneers, Specialists

MIKE CALDWELL INSIDE LINEBACKERS COACH



Mike Caldwell enters his second season with the Buccaneers in 2020.

He directed an inside linebacker group led by Lavonte David and Devin White. David posted his seventh season with 100-or-more tackles, putting him in a class alone with Pro Football Hall of Famer Ray Lewis as the only two players with 1,000 tackles, 20.0 sacks and 10 interceptions through eight seasons, since sacks became an official statistic in 1982. His rookie counterpart, White, overcame an early-season injury to lead the 2019 rookie class with 7.0 tackles per game and earn NFL Defensive Rookie of the Month honors in both November and December.

Caldwell joined Tampa Bay after having spent the past four seasons working as the assistant head coach/inside linebackers coach with the New York Jets under current Buccaneers Defensive Coordinator Todd Bowles, then the Jets' head coach. During Caldwell's time with the Jets, the team posted one of the best run defenses in the NFL, holding teams to just 4.00 yards per carry, the sixth-lowest figure in the NFL during that span. In Caldwell's first season with the Jets, his unit was part of a defense that set a franchise record with just 83.4 rushing yards allowed per game.

Under Caldwell's guidance, Jets linebackers excelled, posting some of the best statistical seasons of their careers. In 2018, Avery Williamson – a free agent addition to the Jets – led the team in tackles, posting a career-high 120, while chipping in 3.0 sacks to go along with career bests in passes defended (six) and forced fumbles (two). The 2017 season saw Demario Davis post a career-best 135 tackles, while establishing a then-career high with 5.0 sacks.

Before his time with the Jets, Caldwell spent two seasons coaching linebackers for the Arizona Cardinals (2013-14). The Cardinals' 2013 unit led the NFL in run defense (84.4 yards allowed per game) while posting the sixth-best overall defense.

Caldwell began his coaching career with the Philadelphia Eagles, working first as a training camp intern (2007) before spending two seasons as a defensive quality control coach (2008-09). He then spent the 2010 season as the Eagles' assistant linebackers coach before being elevated to linebackers coach, a position he held for two seasons (2011-12).

An 11-year NFL veteran, Caldwell played with the Cleveland Browns (1993-95), Baltimore Ravens (1996), Arizona Cardinals (1997), Philadelphia Eagles (1998-2001), Chicago Bears (2002) and Carolina Panthers (2003).

He and his wife, Sue, have three children – two daughters, Sydney and Saniah, and a son, Simeon. His daughter Sydney is a basketball player at Arizona State University.

CALDWELL AT A GLANCE

YEARS	POSITION
1989-92	Middle Tennessee State, Player
1993-95	Cleveland Browns, Player
1996	Baltimore Ravens, Player
1997	Arizona Cardinals, Player
1998-2001	Philadelphia Eagles, Player
2002	Chicago Bears, Player
2003	Carolina Panthers, Player
2007	Philadelphia Eagles, Training Camp Intern
2008-09	Philadelphia Eagles, Defensive Quality Control
2010	Philadelphia Eagles, Assistant Linebackers
2011-12	Philadelphia Eagles, Linebackers
2013-14	Arizona Cardinals, Linebackers
2015-18	New York Jets, Assistant Head Coach/Inside Linebackers
2019-	Tampa Bay Buccaneers, Inside Linebackers

MIKE CHIURCO ASSISTANT TO THE HEAD COACH



Mike Chiurco enters his second season with the Buccaneers, working as the assistant to the head coach, in 2020.

Chiurco spent 2018 working as the head coach at Seton Catholic High School (Chandler, Ariz.), following five seasons working for the Arizona Cardinals under Buccaneers Head Coach Bruce Arians. Chiurco spent his first two seasons with Arizona as the assistant to the head coach (2013-14), before moving to defensive assistant/assistant defensive backs coach (2015-17).

Prior to his time with the Cardinals, Chiurco was a long-time high school football coach (1992-99, 2003-11) and also served four seasons as a college scout for the for the Indianapolis Colts for four years (1999-2003).

He and his wife, Jocelyn, have one son, Andrew.

CHIURCO AT A GLANCE

YEARS	POSITION
1989-91	Ohio State, Student Assistant
1992-95	Canton South High School, Quarterbacks/Defensive Backs
1995-96	Gateway High School, Offensive Coordinator
1996-97	Tuscarawas High School, Quarterbacks/Defensive Backs
1998-99	New Philadelphia High School, Special Teams Coordinator/Defensive Backs
2003-11	Cuyahoga High School, Defensive Coordinator
2012	Fairfield High School, Pass Game Coordinator
2013-14	Arizona Cardinals, Assistant To The Head Coach
2015-17	Arizona Cardinals, Defensive Assistant/Assistant Defensive Backs
2018	Seton Catholic High School, Head Coach
2019-	Tampa Bay Buccaneers, Assistant to the Head Coach

CLYDE CHRISTENSEN QUARTERBACKS COACH



Clyde Christensen enters his second season as quarterbacks coach with the Tampa Bay Buccaneers in 2020.

Christensen mentored quarterback Jameis Winston, who guided an offense that led the league in passing at 302.8 yards per game and ranked third in total offense at 397.9 yards per contest. Under Christensen's guidance, Winston set franchise records with 5,109 passing yards, 33 touchdowns and 380 completions. In 2019, Winston led the NFL in passing yards, ranked second in the league in passing touchdowns and finished tied for fifth with an 8.2 yards per attempt mark.

Prior to arriving in Tampa Bay, Christensen spent 23 seasons in the NFL with the Buccaneers (1996-2001), Indianapolis Colts (2002-15) and Miami Dolphins (2016-18). His first NFL coaching experience came with Tampa Bay, serving as the team's tight ends coach (1996-98), before becoming the quarterbacks coach (1999-2000). In 2001, Christensen worked as the Buccaneers' offensive coordinator, helping wide receiver Keyshawn Johnson set a franchise record with 106 receptions.

Following his first stint with Tampa Bay, Christensen spent 14 seasons with the Indianapolis Colts, helping the team win Super Bowl XLI. He first worked as the wide receivers coach (2002-07) before adding assistant head coach (2008-09) to his title. During his time coaching the receivers, Christensen tutored Hall of Famer Marvin Harrison and perennial Pro Bowler Reggie Wayne, who rank first and second in nearly every receiving category in Colts history. During that time, Harrison was a two-time first-team AP All-Pro and earned five Pro Bowl berths, while Wayne earned four Pro Bowl berths and a first-team AP All-Pro selection. Wayne also earned Pro Bowl berths in 2009 and 2010, when Christensen was the Colts' offensive coordinator.

Christensen spent two seasons as the Colts' offensive coordinator (2010-11), working with quarterback Peyton Manning in 2010, who set then-career-highs and then-single season franchise records for completions (450), attempts (679) and yards (4,700).

Christensen took over as quarterbacks coach for his final four seasons with the Colts (2012-15), coaching Andrew Luck, the No. 1 overall pick in the 2012 NFL Draft. Luck set NFL rookie records in passing yards (4,374) and 300-yard passing games (six), while breaking the league record for single-game passing yards by a rookie (433, 11/4 vs. Miami). In 2014, Luck set the single-season franchise record for passing yards (4,761) and led the NFL in passing touchdowns, with 40, earning his third consecutive Pro Bowl selection and helping lead the Colts to the AFC Championship Game.

Christensen spent 17 years as a college coach before entering the NFL, working at Clemson (1994-95), Maryland (1992-93), South Carolina (1991), Holy Cross (1989-90), East Carolina (1986-88), Temple (1983-95), East Tennessee State (1980-82) and Mississippi (1979).

A native of Covina, Calif., Christensen played at Fresno City Junior College before finishing his collegiate career at North Carolina (1977-78).

CHRISTENSEN AT A GLANCE

YEARS	POSITION
1979	Mississippi, Graduate Assistant
1980-82	East Tennessee State, Quarterbacks/Wide Receivers
1983-85	Temple, Quarterbacks/Wide Receivers
1986-88	East Carolina, Offensive Coordinator/Running Backs/Quarterbacks
1989	Holy Cross, Receivers/Tight Ends
1990	Holy Cross, Offensive Coordinator
1991	South Carolina, Running Backs
1992-93	Maryland, Quarterbacks
1994-95	Clemson, Co-Offensive Coordinator/Quarterbacks
1996-98	Tampa Bay Buccaneers, Tight Ends
1999-2000	Tampa Bay Buccaneers, Quarterbacks
2001	Tampa Bay Buccaneers, Offensive Coordinator
2002-07	Indianapolis Colts, Wide Receivers
2008-09	Indianapolis Colts, Assistant Head Coach/Wide Receivers
2010-11	Indianapolis Colts, Offensive Coordinator
2012-15	Indianapolis Colts, Quarterbacks
2016-17	Miami Dolphins, Offensive Coordinator
2018	Miami Dolphins, Director Of Football And Player Development
2019-	Tampa Bay Buccaneers, Quarterbacks Coach

RICK CHRISTOPHEL TIGHT ENDS COACH



Rick Christophel begins his second season as tight ends coach for Tampa Bay in 2020.

Under Christophel's watch, the Buccaneers tight end group hauled in 46 receptions for first downs, which ranked ninth in the NFL in 2019. Individually, Cameron Brate had 10 receptions vs. New Orleans, which tied a single-game franchise record for receptions by a tight end. Brate also pushed his career total to 27 touchdown receptions, surpassing Dave Moore (24) for the second-most touchdown catches by a tight end in team history.

Christophel worked most recently with the Arizona Cardinals (2013-17), serving as the team's tight ends coach. In 2017, Christophel helped develop rookie free agent Ricky Seals-Jones – a converted college wide receiver – who caught three touchdown passes, tied for the eighth-most among all rookies. The tight ends group combined for six touchdown receptions and 567 yards in 2015, when the Cardinals posted the No. 1 offense and No. 2 scoring offense in the NFL.

Before joining Arizona, Christophel spent six seasons as the head coach at Austin Peay (2007-12). In his first year, he led the team to seven wins, the most the school had recorded since 1984 and the most by a first-year head coach since 1979.

Prior to being named head coach at Austin Peay, Christophel totaled more than 25 years as an assistant coach at the collegiate level. He spent 12 seasons at Alabama-Birmingham (1995-2006), serving in a variety of roles. He also coached at Mississippi State (1991-94), where he worked alongside Buccaneers Head Coach Bruce Arians, who was the Bulldogs' offensive coordinator from 1993-94.

Christophel began his coaching career at his alma mater, Austin Peay, working as a graduate assistant in 1975, following four years as a starter on the team. After spending three seasons (1976-78) coaching at Highlands High School in Fort Thomas, Kent., he returned to Austin Peay for three seasons (1979-81), before moving on to Southern Arkansas State (1982), Cincinnati (1983), Rice (1984-85) and Vanderbilt (1986-90).

COACHING

PLAYERS

2019 REVIEW

HISTORY

RECORDS

SIDELINES

CHRISTOPHEL AT A GLANCE

YEARS	POSITION
1971-74	Austin Peay, Player
1975	Austin Peay, Graduate Assistant
1976-78	Highlands High School, Assistant Coach
1979-81	Austin Peay, Running Backs
1982	Southern Arkansas State, Offensive Coordinator
1983	Cincinnati, Quarterbacks/Tight Ends
1984-85	Rice, Quarterbacks/Running Backs
1986-90	Vanderbilt, Assistant Head Coach/Defensive Coordinator/ Middle Linebackers/Offensive Backs
1991-94	Mississippi State, Wide Receivers
1995-2001	UAB, Offensive Coordinator/Running Backs/Defensive Coordinator/ Wide Receivers/Tight Ends/Offensive Tackles
2004-06	UAB, Defensive Coordinator/Assistant Head Coach/ Defensive Line/Offensive Line
2007-12	Austin Peay, Head Coach
2013-17	Arizona Cardinals, Tight Ends
2019-	Tampa Bay Buccaneers, Tight Ends

LARRY FOOTE OUTSIDE LINEBACKERS COACH



Larry Foote enters his second season with the Buccaneers in 2020, working as the team's outside linebackers coach.

In Foote's first season in charge of the Buccaneers outside linebackers corps, the position group combined for 35 of the team's 47 sacks. Those 47 takedowns are the second-most by a Tampa Bay unit since sacks became an official statistic in 1982.

Outside linebacker Shaquil Barrett secured his first Pro Bowl appearance in 2019 after registering 19.5 sacks to surpass Warren Sapp (16.5 in 2000) for the single-season franchise record. While Barrett led the league in sacks in his first season under Foote's guidance, Jason Pierre-Paul tacked on 8.5 sacks in just 10 games played. Pierre-Paul's 21.0 sacks from 2018-19 are tied for the ninth-most in the NFL over that span.

Prior to arriving in Tampa Bay, Foote spent the previous four seasons coaching with the Arizona Cardinals (2015-18), first working as the team's inside linebackers coach (2015-17) before being elevated to linebackers coach in 2018. Foote helped oversee the conversion of Deone Bucannon from a college safety to a linebacker, with Bucannon leading the team in tackles in 2015, while adding three sacks and three forced fumbles. The Cardinals defense finished in the top 10 of the NFL in yards allowed for three straight seasons (2015-17) while Foote was a part of the staff.

Before beginning his coaching career, Foote spent 13 years playing in the NFL (2002-14), including 11 seasons with the Pittsburgh Steelers (2002-08, 2010-13). During his time with the Steelers, Foote was a part of two Super Bowl Championships (XL, XLIII). Foote spent his first seven seasons in Pittsburgh, before playing for his hometown Detroit Lions for one season (2009). He then returned to the Steelers for four seasons before finishing his career with the Cardinals in 2014. In his 13 seasons, Foote played in 187 games, with 912 tackles, 25 sacks, 10 forced fumbles, six fumble recoveries and four interceptions. He also played in 17 postseason games.

A Detroit native, Foote played collegiately at Michigan, earning All-American honors as a senior.

FOOTE AT A GLANCE

YEARS	POSITION
1998-2001	Michigan, Player
2002-08	Pittsburgh Steelers, Player
2009	Detroit Lions, Player
2010-13	Pittsburgh Steelers, Player
2014	Arizona Cardinals, Player
2015-18	Arizona Cardinals, Inside Linebackers
2019-	Tampa Bay Buccaneers, Outside Linebackers

KEVIN GARVER WIDE RECEIVERS COACH



Kevin Garver enters his second season with the Tampa Bay Buccaneers in 2020 and as the wide receivers coach.

His first season in Tampa Bay saw wide receivers Mike Evans and Chris Godwin both earn Pro Bowl selections, while Godwin also added AP second-team All-Pro honors to his résumé. The tandem became the first pair of teammates in NFL history to each have three games of 150-or-more receiving yards in a single season, while also becoming the first pair of Buccaneers teammates to each record over 1,100 yards receiving in the same season. Godwin set career highs with 86 receptions for 1,333 yards and nine touchdowns. He had six 100-yard receiving performances, while Evans and Breshad Perriman each added three such games of their own. After the Buccaneers offense lost Evans and Godwin to injury in Weeks 14 and 15, respectively, Perriman stepped right in to fill that void, closing out the season with three-consecutive 100-yard receiving performances in Weeks 15-17.

Before heading to Tampa Bay, Garver spent the six seasons prior (2013-18) with the Arizona Cardinals, first working as an offensive assistant (2013-16), before being elevated to assistant wide receivers coach (2017), then wide receivers coach (2018). While with the Cardinals, Garver worked with wide receiver Larry Fitzgerald, who made four Pro Bowls (2013, 2015-17) during that span and ranked fourth in receptions (539), ninth in receiving yards (5,866) and tied for the 12th-most touchdown catches (39) in that time. Fitzgerald set a franchise record for receptions in 2015, with 109, a mark he matched in 2017. He also led the NFL in receptions in 2016, with 107.

In addition to his work with Fitzgerald, Garver helped develop young receivers with the Cardinals. In 2018, Garver worked with rookie wide receiver Christian Kirk, Arizona's second-round pick in the 2018 NFL Draft. Kirk recorded the third-most receiving yards per game among rookies (49.2). Garver also assisted in the development of former Cardinals receiver John Brown who, in 2015, recorded a 1,000-yard receiving season.

Prior to joining Arizona, Garver spent six seasons working at Alabama (2007-12) under Head Coach Nick Saban. While working with the Crimson Tide, Garver was part of a staff that won three national championships in four years (2009, 2011-12).

GARVER AT A GLANCE

YEARS	POSITION
2007-11	Alabama, Student Assistant
2012	Alabama, Offensive Analyst
2013-16	Arizona Cardinals, Offensive Assistant
2017-18	Arizona Cardinals, Assistant Wide Receivers
2019-	Tampa Bay Buccaneers, Wide Receivers

JOE GILBERT OFFENSIVE LINE COACH



Joe Gilbert begins his second season as offensive line coach with the Tampa Bay Buccaneers in 2020.

Gilbert helped coach an offensive line that aided the Buccaneers in leading the league in pass offense at 302.8 yards per game in 2019. Additionally, Tampa Bay ranked third in the NFL in total offense (397.9 ypg) and tied for third in points scored (28.6 ppg). Gilbert helped develop second-year guard Alex Cappa, who started all 13 games that he was healthy for in 2019, after playing in six games, with zero starts, as a rookie.

Prior to joining the Buccaneers, Gilbert coached the offensive line at the University of Arizona in 2018, where his unit helped the Wildcats lead the Pac-12 in rushing, while allowing the fourth-fewest sacks in the conference.

Prior to his time in Tucson, Gilbert was a member of the Indianapolis Colts' coaching staff for six seasons (2012-17). He was the offensive line coach for three consecutive 11-win seasons (2012-14), during which the Colts ranked eighth in the NFL in points scored and 10th in total offense over that span.

In 2014, despite being forced to use 11 different offensive line starting lineup combinations, Gilbert's unit helped the Colts set franchise records in net yards (6,506) and net passing yards (4,894), while scoring the second-most points (458) in team history.

Before joining the professional ranks, Gilbert spent the previous 25 seasons on the collegiate level, including stops at Albany (1987-88), Pennsylvania (1989-90), Northeastern (1991-93), Maine (1994-99), Mansfield University of Pennsylvania (2000), Toledo (2001-03, 2007), UCF (2004-06), Houston (2008) and Illinois (2009-11). Over that time, he was instrumental in the development of future NFL players such as Nick Kaczur (Toledo), Patrick Brown (UCF), Josh Sitton (UCF), Sebastian Vollmer (Houston), Jon Asamoah (Illinois), and Jeff Allen (Illinois).

A native of Horseheads, N.Y., Gilbert went on to have an All-American playing career at Hamilton (N.Y.) College. He and his wife, Cheryl, have four children – one daughter, Madison, and three sons, Nicholas, Joseph and Timothy.

GILBERT AT A GLANCE

YEARS	POSITION
1987-88	Albany, Graduate Assistant
1989-90	Pennsylvania, Assistant Offensive Line/Recruiting Coordinator
1991-93	Northeastern, Offensive Line/Recruiting Coordinator
1994-95	Maine, Offensive Line
1996-99	Maine, Offensive Coordinator
2000	Mansfield (Pa.), Head Coach
2001-03	Toledo, Offensive Line
2004-06	Central Florida, Offensive Line
2007	Toledo, Tight Ends
2008	Houston, Offensive Line
2009	Illinois, Offensive Line
2010-11	Illinois, Assistant Head Coach/Offensive Line
2012	Indianapolis Colts, Assistant Offensive Line
2013-15	Indianapolis Colts, Offensive Line
2016-17	Indianapolis Colts, Assistant Offensive Line
2019-	Tampa Bay Buccaneers, Offensive Line Coach

CODY GRIMM

DEFENSIVE/SPECIAL TEAMS ASSISTANT



Cody Grimm enters his second season with the Tampa Bay Buccaneers in 2020.

Grimm assisted with a secondary unit composed of predominantly first and second-year players. Tampa Bay's first and second-year defensive players accounted for 68 passes defended and eight interceptions, which both led all NFL teams among players with two-or-fewer years of experience.

Grimm, a former Buccaneers safety, returned to Tampa Bay in a new capacity following four years on the coaching staff at his alma mater, Virginia Tech (2014-17). In 2017, serving as quality control/defense coach, Grimm tutored a defense led by linebacker Tremaine Edmunds, who earned third-team AP All-America honors, and third-team All-ACC safety Terrell Edmunds, who helped guide the Hokies to a 9-4 mark. In 2018, the duo became the first brothers to be selected in the first round of the same NFL draft.

Grimm lettered four years (2006-09) as a linebacker at Virginia Tech, where he joined the team as a walk-on. As a senior, Grimm led the nation with seven forced fumbles and amassed 106 tackles, 12.5 tackles for loss and four sacks, earning first-team All-ACC and third-team AP All-America honors.

Grimm was drafted in the seventh round of the 2010 NFL Draft by the Buccaneers, where he played three seasons at safety. In his career, Grimm appeared in 23 games with 12 starts, totaling 62 tackles, three passes defended, two interceptions and one interception-returned-for-a-touchdown.

GRIMM AT A GLANCE

YEARS	POSITION
2006-09	Virginia Tech, Player
2010-12	Tampa Bay Buccaneers, Player
2015-18	Virginia Tech, Quality Control/Defense
2019-	Tampa Bay Buccaneers, Defensive/Special Teams Assistant

MARAL JAVADIFAR

ASSISTANT STRENGTH & CONDITIONING COACH/ PHYSICAL THERAPIST



Maral Javadifar enters her first season with the Tampa Bay Buccaneers in 2019, where she serves as assistant strength & conditioning coach.

Javadifar recently completed her sports physical therapy residency at Virginia Commonwealth University. Prior to her time at VCU, Javadifar worked as a performance physical therapist in the Virginia/DC area. Her passion lies in the interplay between rehabilitation and training. She believes in an athlete-centered model that is focused on maximizing the potential of each player. She has a background in different forms of manual medicine, load management, physical assessments and motor learning.

A native of Queens, New York, Javadifar played college basketball at Pace University in New York. After receiving a bachelor of science degree in molecular biology from Pace, Javadifar then earned her doctor of physical therapy degree from New York Medical College.

JAVADIFAR AT A GLANCE

YEARS	POSITION
2019-	Tampa Bay Buccaneers, Assistant Strength & Conditioning/Physical Therapist

ROGER KINGDOM

ASSISTANT STRENGTH & CONDITIONING COACH



Roger Kingdom enters his second season as speed & conditioning coach with the Tampa Bay Buccaneers in 2020.

Kingdom is a two-time Olympic Gold Medalist in the 110-meter hurdles in 1984 and 1988. He spent the 2018 season as the Interim Director of Track & Field/Cross Country at UCF. Prior to that, Kingdom worked as an assistant strength and conditioning coach for the Arizona Cardinals for four seasons (2014-17). He joined the Cardinals after 10 years at California University of Pennsylvania, working as an assistant (2004-05) and later the director of the Track & Field/Cross Country teams (2006-13).

A former world and American record holder and one of only two runners to ever win consecutive Olympic titles in the 110-meter hurdles, Kingdom was named the 1989 USA Track and Field Athlete of the Year, the 1989 Jesse Owens International Amateur Athlete of the Year and Track and Field News 1989 Athlete of the Year. A five-time United States outdoor champion (1985, 1988-90, 1995), he won gold medals at the Pan American Games (1983, 1995), the World Cup (1989), the World University Games (1989) and the Goodwill Games (1990). He retired from active competition in 1999.

Kingdom resides in Orlando with his wife, Mary. They have three daughters: Jierra, Cierra and Carina.

KINGDOM AT A GLANCE

YEARS	POSITION
2004-05	California University (PA), Assistant Coach Track & Field/Cross Country
2005-06	California University (PA), Head Coach Track & Field/Cross Country
2006-13	California University (PA), Director Of Track & Field/Cross Country
2014-17	Arizona Cardinals, Assistant Strength and Conditioning
2018	Central Florida, Interim Director of Track & Field/Cross Country
2019-	Tampa Bay Buccaneers, Speed & Conditioning Coach

LORI LOCUST

ASSISTANT DEFENSIVE LINE COACH



Assistant Defensive Line Coach Lori Locust enters her second season with the Tampa Bay Buccaneers in 2020.

Working closely with Defensive Line Coach Kacy Rodgers, the pairing led a defensive line unit that plugged the gaps for the league's top run defense in 2019. Tampa Bay ranked first in the NFL, allowing 73.8 rushing yards per game and 3.26 yards per rush. The defensive line unit also played a critical role in helping the Buccaneers defense post the second highest single-season sack total in franchise history with 47 takedowns.

Locust joined the Buccaneers after working as the assistant defensive line coach for the Birmingham Iron of the Alliance of American Football during the league's inaugural season. In 2018, Locust served as a defensive line coaching intern for the Baltimore Ravens during the team's training camp and, from 2017-18, worked as a defensive line/linebackers coach and co-special teams coordinator of the Lehigh Valley Steelhawks of the National Arena League.

A native of Harrisburg, Pennsylvania, Locust graduated from Susquehanna Township High School, where she worked as an assistant coach from 2010-2018. She also held roles as an assistant coach with the Central Penn Piranha, a semi-professional team in Harrisburg, Pennsylvania, from 2013-16, the DMV Elite semi-professional team from 2016-18 and the Keystone Assault of the Women's Football Alliance from 2008-12 and again from 2017-18. In addition, Locust was the defensive line coach for the East Preps Team America Talent Showcase in 2017-18, coaching in the 2017 and 2018 Globe Bowls as well as the 2017 FCS Bowl.

Locust began her coaching career following four years as a player in women's semi-professional football. She attended Temple University and has two sons, Alex and Bryce.

LOCUST AT A GLANCE

YEARS	POSITION
2004-08	Central Penn Vipers, Player
2015	York Capitals (AIF), Assistant Defensive Line Coach
2016	Central Penn Capitals (NAL), Defensive Line Coach
2017-18	Lehigh Valley Steelhawks (NAL), Defensive Line Coach
2018	Baltimore Ravens, Defensive Coaching Intern
2019	Birmingham Iron, Assistant Defensive Line Coach
2019-	Tampa Bay Buccaneers, Assistant Defensive Line Coach

TODD MCNAIR

RUNNING BACKS COACH



Todd McNair begins his second season as running backs coach with the Tampa Bay Buccaneers in 2020.

In his first season with the Buccaneers, McNair's running back unit rushed for 15 touchdowns, which tied for the sixth-most in a single season in team history. He oversaw the development of second-year rusher Ronald Jones II, who posted his first career 100-yard rushing performance in Week 17 vs. Atlanta and finished the season as the team's leading rusher with 724 yards.

McNair, a former NFL running back and assistant coach, served as running backs coach at the University of Southern California for six seasons (2004-09), while also serving as USC's special teams coordinator for four years (2005-08). Under McNair, Trojans running backs amassed more than 1,000 yards from scrimmage six times and, in 2005, became the first unit in school history to see a pair of runners eclipse 1,000 yards rushing in a season (Reggie Bush and LenDale White). That year, with USC running backs averaging a national-best 6.4 yards per carry, Bush won the Heisman Trophy and Doak Walker Award, was a unanimous All-American, and was voted the Associated Press Player of the Year, the Walter Camp Player of the Year and the Pac-10 Offensive Player of the Year.

Prior to his time at USC, McNair spent three seasons (2001-03) coaching running backs for the Cleveland Browns. McNair began his coaching career as the offensive coordinator at Camden (N.J.) High School from 1998-99 before handling similar duties at Schalick High School in Pittsgrove, N.J., in 2000.

McNair played eight years in the NFL as a running back and special teams standout, first with the Kansas City Chiefs (1989-93), followed by two seasons with the Houston Oilers (1994-95) before returning to Kansas City in 1996. In his NFL career, McNair rushed for 803 yards with three touchdowns and caught 254 passes for 2,435 yards and seven touchdowns.

McNair lettered four years (1985-88) as a running back at Temple, where he was a 1987 All-American honorable mention selection. He completed his college career third on the school's all-time rushing list with 2,383 yards and 16 TDs.

MCNAIR AT A GLANCE

YEARS	POSITION
1985-88	Temple, Player
1989-93	Kansas City Chiefs, Player
1994-95	Houston Oilers, Player
1996	Kansas City Chiefs, Player
1998-99	Camden High School, Offensive Coordinator
2000	Schalick High School, Offensive Coordinator
2004-09	Southern California, Running Backs/Special Teams Coordinator
2019-	Tampa Bay Buccaneers, Running Backs Coach

TOM MOORE

ASSISTANT COACH



Tom Moore enters his second season with the Buccaneers in 2020 and his 41st NFL season overall.

In his first season in Tampa Bay, Moore worked with a Buccaneers offense that led the league in passing yards and ranked third in total offense. Quarterback Jameis Winston threw for 5,109 yards in 2019, marking the third time a quarterback has led the league in passing yards under Moore's guidance.

Moore's coaching career dates to 1961 when he accepted his first coaching position at his alma mater, the University of Iowa. Following 13 seasons at the collegiate level and one year in the World Football League, Moore made the jump to the NFL as a wide receivers coach for the Pittsburgh Steelers in 1977. Over his 39 seasons in the NFL, his teams have earned 24 postseason appearances, 15 division titles and four Super Bowl appearances (three wins). He has coached a multitude of Hall of Fame players including Lynn Swann, John Stallworth, Terry Bradshaw, Franco Harris, Mike Webster, Barry Sanders, Marshall Faulk, Randall McDaniel, Cris Carter, Marvin Harrison and Edgerrin James. Moore has coached alongside three Super Bowl-winning head coaches - Chuck Noll, Mike Ditka, and Tony Dungy - all of whom are enshrined in Canton.

Moore also spent 13 seasons coaching NFL legend Peyton Manning from 1998-2010, during which Manning posted franchise records with 54,828 passing yards, 399 touchdowns, and 4,682 completions. Additionally, Manning won four of his five NFL MVP Awards (2003-04, 2008-09) under Moore's tutelage.

After earning All-American honors as a quarterback at Rochester (Minn.) High School, Moore played at Iowa (1957-60), winning a Big 10 title in 1958 and earning a share of another in 1960. He earned a bachelor's degree in history at Iowa and a master's degree in guidance counseling at Dayton. In 2005, Moore was inducted into the Rochester, Minnesota, Sports Hall of Fame and in 2014, he was inducted into the Pennsylvania Sports Hall of Fame (Western Chapter) in recognition for his 13 seasons as an assistant coach with the Pittsburgh Steelers. In 2015, Moore was honored with the Pro Football Writers of America Paul "Dr. Z" Zimmerman Award for lifetime achievement as assistant coach in the NFL.

Moore and his wife, Emily, have two children, daughter, Terry, and son, Dan.

MOORE AT A GLANCE

YEARS	POSITION
1957-60	University of Iowa, Player
1961-62	University of Iowa, Freshman Coach
1965-68	University of Dayton, Offensive Backfield/Wide Receivers
1969	Wake Forest, Offensive Coordinator
1970-71	Georgia Tech, Offensive Backfield
1972-73	University of Minnesota, Offensive Coordinator
1974	New York Stars (WFL), Offensive Assistant
1975-76	University of Minnesota, Offensive Coordinator
1977-82	Pittsburgh Steelers, Wide Receivers
1983-89	Pittsburgh Steelers, Offensive Coordinator
1990-93	Minnesota Vikings, Assistant Head Coach/Offensive Coordinator
1994-96	Detroit Lions, Offensive Coordinator/Quarterbacks
1997	New Orleans Saints, Running Backs
1998-2008	Indianapolis Colts, Offensive Coordinator
2009-10	Indianapolis Colts, Senior Offensive Coordinator/Consultant
2011	New York Jets, Offensive Consultant
2012	Tennessee Titans, Offensive Consultant
2013-17	Arizona Cardinals, Assistant Head Coach/Offensive Consultant
2019-	Tampa Bay Buccaneers, Assistant Coach

ANTHONY PIROLI

HEAD STRENGTH & CONDITIONING COACH



Anthony Piroli begins his second season as head strength & conditioning coach with the Tampa Bay Buccaneers in 2020.

In his first season at the NFL level, Piroli directed the strength and conditioning aspects of the athlete performance overhaul that took place when the new coaching regime under Head Coach Bruce Arians. Piroli and his staff created and implemented a comprehensive virtual workout program, involving two-way communication, which was used during the 2020 offseason, creating individualized workouts based on equipment availability and positional requirements.

Prior to arriving in Tampa Bay, Piroli spent the 2018 season working as the Head Strength & Conditioning Coach at Mississippi State, after having served as an assistant strength & conditioning coach for the Bulldogs in the 2014 season. Between his stints at Mississippi State, Piroli spent three seasons (2015-17) working as an assistant strength and conditioning coach for the Arizona Cardinals. A native of Aliquippa, Pennsylvania, Piroli began his coaching career at his alma mater, Indiana University of Pennsylvania, in 2007. From there he spent time at the University of Pittsburgh (2008-09) and working at Power Train Sports Institute in Pittsburgh (2009-11). Piroli was the co-owner and Director of Sports Performance at Evolution Sports Institute in Pittsburgh from 2011-14, before joining Mississippi State. He also served as a volunteer strength coach for Ohio State in the summer of 2013.

Piroli resides in Tampa with his wife, Justine.

PIROLI AT A GLANCE

YEARS	POSITION
2007	Indiana University Of Pennsylvania, Strength & Conditioning
2008-09	Pittsburgh, Graduate Assistant Strength & Conditioning
2014	Mississippi State, Assistant Strength & Conditioning
2015-17	Arizona Cardinals, Assistant Strength & Conditioning
2018	Mississippi State, Head Strength & Conditioning
2019-	Tampa Bay Buccaneers, Head Strength & Conditioning

ANTWAAN RANDLE EL

OFFENSIVE ASSISTANT



Antwaan Randle El enters his second season with the Buccaneers as an offensive assistant.

In his first year coaching in the NFL, Randle El was part of an offensive staff that led the league in passing offense (302.8), while ranking third in the NFL in total yards per game (397.9). Randle El worked closely with a receivers unit that produced 12 individual 100-yard receiving performances in 2019, which were the second-most of any team in the league.

Randle El enjoyed a nine-year NFL playing career with the Pittsburgh Steelers (2002-05, 2010) and Washington Redskins (2006-2009) as a wide receiver and kick returner. Known for his versatility, Randle El amassed 4,467 receiving yards and 438 rushing yards from scrimmage, while adding 4,316 yards and six touchdowns on kickoff and punt returns. Randle El also holds the NFL's highest all-time passer rating for any player with more than 10 attempts as he completed 22-of-27 career passes for 323 yards and six touchdowns for a 156.1 rating.

That passing prowess was on full display in Super Bowl XL when Randle El connected with Hines Ward on a 43-yard touchdown in the fourth quarter that gave the Steelers a 21-10 lead and the game's final score.

Randle El entered the NFL as a second-round pick following a historic career as a quarterback at Indiana. He was the 2001 Big Ten Offensive Player of the Year, capping a career that saw him set the NCAA's all-time Division I-A rushing record for a quarterback, become the first player in Division I-A history to account for 7,000 passing yards and 3,500 rushing yards, as well as the first player with 40 passing touchdowns and 40 rushing touchdowns, and finish with the fifth-most total yards in NCAA Division I-A history. The Big Ten's Freshman of the Year Award is named in his honor.

A native of Riverdale, Ill., Randle El was a three-sport star at Thornton High School. He was a 14th-round draft pick of the Chicago Cubs in 1997, but opted to attend Indiana on a football scholarship. At different points in his college career, Randle El was also a member of the Hoosiers' basketball and baseball teams.

RANDLE EL AT A GLANCE

YEARS

1998-2001
2002-05
2006-06
2010
2019-

POSITION

Indiana, Player
Pittsburgh Steelers, Player
Washington Redskins, Player
Pittsburgh Steelers, Player

Tampa Bay Buccaneers, Offensive Assistant

NICK RAPONE SAFETIES COACH



Nick Rapone begins his second season as safeties coach with the Tampa Bay Buccaneers in 2020.

He tutored a safety unit that overcame a slew of injuries to help Tampa Bay's defense shift from the 23rd-ranked defense through eight games to the eighth-best in the NFL over the final eight games (Weeks 10-17). Second-year safety Jordan Whitehead ranked tied for second on the team in run tackles with 25 on the year, helping to lead the NFL's top-ranked run defense.

Rapone was the defensive backs coach for the Arizona Cardinals from 2013-17. While in Arizona, Rapone worked with cornerback Patrick Peterson, a five-time Pro Bowl choice and a two-time first-team AP All-Pro selection (2013, 2015). Rapone also coached safety Tyrann Mathieu, who earned Pro Bowl and first-team AP All-Pro distinction in 2015.

During Rapone's time with Arizona, the team's pass defense was among the best in the NFL, holding opponents to a 61.0 completion percentage, the ninth-lowest mark in the league, and an 83.2 passer rating, the sixth-lowest in the NFL. The Cardinals were also one of the best teams in the NFL at intercepting passes, with the team's 86 interceptions ranking third during that span and their 14 interceptions returned for touchdowns tying for the league best.

Prior to joining the Cardinals, Rapone spent over 30 years as an assistant coach at the collegiate level. From 2006-12, he worked as the defensive coordinator and defensive backs coach at Delaware, earning the 2010 FootballScoop NCAA Division I FCS Coordinator of the Year after the Blue Hens led the FCS in scoring defense and ranking fifth in total defense.

A native of New Castle, Pennsylvania, Rapone played collegiately at Virginia Tech (1974-77). While with the Hokies, he played with Buccaneers Head Coach Bruce Arians in 1974, when Rapone was a freshman and Arians was a senior. Arians then worked as a graduate assistant (1975-76) and running backs coach (1977) while Rapone played.

Rapone began his coaching career as a graduate assistant at the University of Pittsburgh (1979-80), before going on to East Tennessee State (1981-82). Rapone reunited with Arians at Temple, coaching the Owls' secondary for six seasons (1983-88), while also serving as the team's defensive coordinator (1985-88). Following his time under Arians at Temple, Rapone returned to Pittsburgh (1989-92), then spent two seasons at New Castle (Pa.) High School (1993-94), before four seasons at Connecticut (1995-98). Rapone returned to Temple for a second stint in 1999, working as the school's secondary coach until his tenure at Delaware.

RAPONE AT A GLANCE

YEARS

1974-77
1979-80
1981-82
1983-88
1989-92
1993-94
1995-98
1999-2005
2006-12
2013-17
2019-

POSITION

Virginia Tech, Player
Pittsburgh, Graduate Assistant
East Tennessee State, Defensive Backs
Temple, Defensive Coordinator/Secondary
Pittsburgh, Defensive Coordinator/Secondary
New Castle (PA) High School, Head Coach
Connecticut, Defensive Coordinator
Temple, Secondary
Delaware, Defensive Coordinator/Defensive Backs
Arizona Cardinals, Defensive Backs

Tampa Bay Buccaneers, Safeties Coach

KACY RODGERS DEFENSIVE LINE COACH



Kacy Rodgers enters his second season with the Tampa Bay Buccaneers in 2020, where he will coach the team's defensive line.

Under Rodgers' watch, the defensive line set the foundation for the NFL's top run defense, which limited its opponents to 73.8 rushing yards per game and 3.26 yards per carry. In his 10th NFL season, Ndamukong Suh posted single-season career highs with four fumble recoveries (43 return yards) and two defensive touchdowns. His four fumble recoveries tied for the second most in a single season in team history. Suh added 14 quarterback hits in 2019, which ranked seventh among all interior defensive linemen, while Vita Vea ranked 11th with 12 quarterback hits of his own. Additionally, the defensive line helped the Buccaneers defense to 47 sacks in 2019, which was the second highest single-season sack total in team history.

Rodgers has spent the past four seasons serving as the defensive coordinator of the New York Jets (2015-18), working under Buccaneers Defensive Coordinator Todd Bowles, then the Jets' head coach. The Jets defense under Rodgers and Bowles posted one of the best run defenses in the NFL, holding teams to just 4.00 yards per carry, the sixth-lowest figure in the NFL during that span, and allowing only 44 rushing touchdowns, tied for the eighth-least in that timeframe. Rodgers helped defensive lineman Muhammad Wilkerson earn a Pro Bowl berth in 2015, after posting a career-high 12.0 sacks, and helped defensive lineman Leonard Williams - the team's 2015 first-round pick - earn a Pro Bowl berth in 2016. Under Rodgers, Williams posted the fifth-most quarterback hits of any interior defensive lineman (64) from 2015-18.

Prior to his time with the Jets, Rodgers spent seven seasons coaching the defensive line in Miami (2008-14). During his time with the Dolphins, the team posted 287 sacks, the third-highest mark in the NFL, while allowing the eighth-fewest yards per carry (4.02) during that span. Rodgers helped guide defensive tackle Paul Soliai (2012), defensive tackle Randy Starks (2010, 2012) and defensive end Cameron Wake (2010, 2012-14) to Pro Bowl selections. Wake, who also earned three AP All-Pro selections under Rodgers (first team, 2012; second team, 2010 and 2014), ranked third in the NFL in sacks from 2009-14, with 63.0.

Rodgers began his NFL coaching career with the Dallas Cowboys, first working as the team's defensive tackles coach (2003-04) before taking over as the defensive line coach (2005-07). In four of Rodgers' five seasons in Dallas, the team ranked inside the NFL's top 10 for rush defense, notably finishing sixth in the league in 2007.

Prior to his time in the NFL, Rodgers coached collegiately, first working at Tennessee-Martin (1994-97) before going to Louisiana-Monroe (1998), Middle Tennessee State (1999-2001) and Arkansas (2002).

A native of Humboldt, Tennessee, Rodgers played collegiately at Tennessee. He spent training camp with the Pittsburgh Steelers in 1992 and played for the Shreveport Pirates of the Canadian Football League in 1994 before retiring.

RODGERS AT A GLANCE

YEARS	POSITION
1988-91	Tennessee, Player
1992	Pittsburgh Steelers, Player
1994	Shreveport Pirates (CFL), Player
1994-96	Tennessee-Martin, Defensive Line
1997	Tennessee-Martin, Assistant Head Coach/Defensive Line
1998	Louisiana-Monroe, Defensive Line
1999	Middle Tennessee State, Defensive Line
2000-01	Middle Tennessee State, Assistant Head Coach/Defensive Line
2002	Arkansas, Defensive Line
2003-04	Dallas Cowboys, Defensive Tackles
2005-07	Dallas Cowboys, Defensive Line
2008-14	Miami Dolphins, Defensive Line
2015-18	New York Jets, Defensive Coordinator
2019-	Tampa Bay Buccaneers, Defensive Line

KEVIN ROSS CORNERBACKS COACH



Kevin Ross begins second season as cornerbacks coach with the Tampa Bay Buccaneers in 2020.

Mentoring a young cornerback unit, Ross helped guide, Sean Murphy-Bunting, to an AP All-Rookie selection after leading the team with three interceptions (returned for 88 yards and one touchdown), adding eight passes defended, one forced fumble, 1.0 sack and one tackle for loss. His cornerback counterparts, Carlton Davis and Jamel Dean, ranked second and tied for fourth in the league with 19 and 17 passes defended, respectively. As a team, the Buccaneers defense led the NFL with 96 passes defended in 2019.

Ross worked most recently with the Arizona Cardinals (2013-17), serving as the team's cornerbacks coach. During his tenure with the Cardinals, Ross worked with All-Pro cornerback Patrick Peterson, who earned a Pro Bowl berth in all five years under Ross, as well as two first-team AP All-Pro selections (2013, 2015). Ross also coached cornerback Antonio Cromartie to a Pro Bowl berth in 2014.

During Ross' time with Arizona, the team's pass defense was among the best in the NFL, holding opponents to a 61.0 completion percentage, the ninth-lowest mark in the league, and an 83.2 passer rating, the sixth-lowest in the NFL. The Cardinals were also one of the best teams in the NFL at intercepting passes, with the team's 86 interceptions ranking third during that span and their 14 interceptions returned for touchdowns tying for the league best.

Prior to joining Arizona, Ross coached safeties with the Oakland Raiders (2010-11), with safety Tyvon Branch leading the team in tackles both seasons. His time with Oakland followed one season as an assistant for the New York Sentinels of the United Football League (2009). From 2007-08, Ross was an assistant secondary/quality control coach with the San Diego Chargers. In 2007, San Diego led the NFL in interceptions for the first time in franchise history.

Ross began his NFL coaching career with the Minnesota Vikings in 2002 as part of the Bill Walsh NFL Minority Coaching Fellowship. From 2003-05, he worked as the Vikings' assistant secondary coach.

A 14-year NFL veteran and two-time Pro Bowl selection, Ross was a seventh-round (173rd overall) selection of the Kansas City Chiefs in the 1984 NFL Draft. He spent 11 seasons with Kansas City (1984-93, 1997), along with two seasons in Atlanta (1994-95) and one in San Diego (1996). He was inducted into the Chiefs Hall of Fame in 2011.

After his playing career concluded, Ross coached high school football at Camden High School (1999-2000) and Woodrow Wilson High (2001-02) in his native Camden, N.J. A standout at Paulsboro High School (Paulsboro, N.J.), Ross went on to play collegiately at Temple.

ROSS AT A GLANCE

YEARS	POSITION
1980-83	Temple, Player
1984-93	Kansas City Chiefs, Player
1994-95	Atlanta Falcons, Player
1996	San Diego Chargers, Player
1997	Kansas City Chiefs, Player
1999-2000	Camden High School, Assistant
2001-02	Woodrow Wilson High School, Assistant
2003-05	Minnesota Vikings, Secondary
2007-08	San Diego Chargers, Assistant Secondary/Quality Control
2009	New York Sentinels (UFL), Assistant Coach
2010-11	Oakland Raiders, Safeties
2013-17	Arizona Cardinals, Cornerbacks
2019-	Tampa Bay Buccaneers, Cornerbacks

KEITH TANDY DEFENSIVE/SPECIAL TEAMS ASSISTANT



Keith Tandy begins his first season as defensive/special teams assistant with the Tampa Bay Buccaneers in 2020.

Tandy most recently worked at his alma mater, West Virginia, as an intern with the football program, after beginning his coaching career at Bishop McLaughlin Catholic High School in Spring Hill, Florida in 2019.

Prior to entering the coaching ranks, Tandy enjoyed a seven-year NFL career as a safety with the Tampa Bay Buccaneers (2012-17) and Atlanta Falcons (2018). Over 90 career games, including 15 starts, Tandy amassed 179 tackles, 14 passes defended, eight interceptions, two fumble recoveries, one forced fumble and 1.0 sack. Tandy was also played a key role on special teams throughout his career, recording multiple special teams tackles in each of his six seasons with the Buccaneers.

Tandy entered the NFL as a sixth-round pick (174th overall), following his collegiate career as defensive back for West Virginia, in which he recorded 188 tackles (eight for loss), 13 interceptions, 37 passes defended, one forced fumble and one fumble recovery over 45 career games (2008-11) on his way to two first team All-Big East selections. He graduated from West Virginia in 2011 with a bachelor's degree in Biology.

A native of Hopkinsville, Ky., and the youngest of four, Tandy was a three-sport athlete at Christian County High School, playing football, basketball and baseball. He threw a single-season record 32 touchdown passes as a senior in 2007.

He and his wife, Melissa, have two children, Julian and Penelope.

TANDY AT A GLANCE

YEARS	POSITION
2008-11	West Virginia University, Player
2012-17	Tampa Bay Buccaneers, Player
2018	Atlanta Falcons, Player
2019	Bishop McLaughlin Catholic High School, Defensive Coordinator
2019	West Virginia University, Football Intern
2020-	Tampa Bay Buccaneers, Defensive/Special Teams Assistant

JOHN VAN DAM OFFENSIVE QUALITY CONTROL



John Van Dam begins his second season as offensive quality control coach with the Tampa Bay Buccaneers in 2020.

In his first season handling quality control efforts for the Buccaneers, Tampa Bay finished first in the league in passing offense (302.8 ypg), third in total offense (397.9 ypg) and tied for third in points scored per game (28.6 ppg). Van Dam spent a lot of time working closely with the tight end and quarterback groups, where starting quarterback Jameis Winston threw for a franchise record 5,109 yards passing and 33 touchdowns.

Van Dam came to Tampa Bay from Lafayette (Pa.) College, where he served as offensive coordinator and quarterbacks coach in 2018. Prior to that, Van Dam was the offensive coordinator for Southern Illinois for two seasons (2016-17). In 2016, the Salukis led the Missouri Valley Conference in total offense (470.2 yards per game), ranked second in points per game (30.9), and set a school record and led the Missouri Valley Conference in passing yards in a season with 3,660.

Before arriving at Southern Illinois, Van Dam served as offensive quality control assistant and assistant quarterbacks coach at the University of Florida in 2015 and served in a similar role at the University of Michigan in 2014. That followed two seasons at the University of Alabama, where he was an offensive graduate assistant, primarily working with wide receivers and running the offensive and special teams scout teams. During his time with the Crimson Tide, the program won the SEC title in 2012 and the 2013 BCS National Championship. Van Dam was also a graduate assistant and tight ends coach at Augustana (SD) College in 2008 and 2009 before being promoted to wide receivers coach in 2010 and 2011.

A native of East Lansing, Mich., Van Dam played quarterback at Michigan State, where he earned Academic All-Big 10 honors from 2006-08. He and his wife, Heather, have three children - daughters, Vada and Julia, and a son, Joseph.

VAN DAM AT A GLANCE

YEARS	POSITION
2006-08	Michigan State, Player
2008-09	Augustana (SD) College, Graduate Assistant/Tight Ends
2010-11	Augustana (SD) College, Passing Game Coordinator/Wide Receivers
2012-13	Alabama, Offensive Graduate Assistant
2014	Michigan, Offensive Assistant
2015	Florida, Offensive Quality Control/Assistant Quarterbacks
2016-17	Southern Illinois, Offense Coordinator
2018	Lafayette (Pa.) College, Offensive Coordinator/Quarterbacks
2019-	Tampa Bay Buccaneers, Offensive Quality Control

CHAD WADE ASSISTANT STRENGTH & CONDITIONING



Chad Wade begins his seventh season as assistant strength & conditioning coach with the Tampa Bay Buccaneers in 2020.

Wade joined the team following 18 years (1996-2013) at the University of Nebraska. During that time Wade served as the assistant strength coach and strength coach for the men's and women's basketball teams, as well as helped coordinate workouts for the football team.

Wade graduated from Nebraska Wesleyan University with a bachelor's degree in sports management and minor in psychology (1996). He also was a member of the football team for two years (1992-94). Wade earned the designation of Master Strength and Conditioning Coach from the Collegiate Strength and Conditioning Coaches Association in 2013. Wade is married to Amber and the couple has three children, Burgess, William and Jet.

WADE AT A GLANCE

YEARS

1992-94

1996-2013

2014-

POSITION

Nebraska Wesleyan University, Player

University of Nebraska, Assistant Strength and Conditioning Coach

Tampa Bay Buccaneers, Assistant Strength and Conditioning Coach

COACHING

PLAYERS

2019 REVIEW

HISTORY

RECORDS

SIDELINES

ALL-TIME COACHES ROSTER

Brian Angelichio	Tight Ends	2012-13
Bruce Arians	Head Coach	2019-
Keith Armstrong	Special Teams Coordinator	2019-
Marcus Arroyo	Quarterbacks	2014
Mark Asanovich	Strength and Conditioning	1996-01
Tim Atkins	Defensive Quality Control	2019-
Wendell Avery	Offensive Assistant	1999-00
Mike Bajakian	Quarterbacks	2015-18
Joe Baker	Defensive Backs	2009
	Linebackers	2010-11
	Assistant Offensive Line	2015-18
Butch Barry	Linebackers	2001-06, 2009
Joe Barry	Linebackers	1977
Tom Bass	Defensive Coordinator/Linebackers	1978-80
	Defensive Coordinator	1981
Jeremy Bates	Offensive Quality Control	2002-03
	Assistant Quarterbacks	2004
	Defensive Coordinator	2009
Jim Bates	Linebackers	1992-95
Maxie Baughan	Offensive Line	1987-88
Larry Beightol	Head Coach/Vice President	1985-86
Leeman Bennett	Offensive Quality Control	2006-07
Tim Berbenich	Assistant Running Backs	2008
	Assistant Wide Receivers	2009-11
Cory Bichey	Assistant Strength and Conditioning	2020-
Richard Bisaccia	Special Teams	2002-05
	Special Teams Coordinator	2006-07
	Associate Head Coach/Special Teams & Running Backs	2008
	Associate Head Coach/Special Teams Coordinator	2009-10
John Bobo	Offensive Assistant	1987-88
	Offensive Line	1989-90
Chris Boniol	Specialists	2019-
Dave Borgonzi	Defensive Quality Control	2014-17
Bob Bostad	Offensive Line	2012-13
Todd Bowles	Defensive Coordinator	2019-
Casey Bradley	Defensive Quality Control	2006
	Linebackers	2007-08
	Defensive Line	1990
Tommy Brasher	Defensive Assistant	2017-18
Danny Breyer	Offensive Aide	1985-86
Greg Brown	Running Backs	1995
Kippy Brown	Wide Receivers	1976, 1978
Willie Brown	Running Backs	1977
	Assistant Head Coach/Defensive Coordinator	1990
Fred Bruney	Offensive Moderator	1984
John Brunner	Defensive Line	2018
Brentson Buckner	Defensive Backs	2006
Greg Burns	Head Strength and Conditioning	2012-13
Jay Butler	Running Backs	2012-13
Earnest Byner	Cornerbacks	2014-15
Gill Byrd	Quarterbacks	2001
Jim Caldwell	Quarterbacks	2019-
Mike Caldwell	Inside Linebackers	2019-
Louis Campbell	Defensive Assistant	1989
Bob Casullo	Tight Ends	2007-08
George Chaump	Running Backs	1979-81
Clyde Christensen	Tight Ends	1996-98
	Quarterbacks	1999-00
	Offensive Coordinator	2001
	Quarterbacks	2019-
	Assistant Offensive Line/Offensive Quality Control	2002
Michael Christianson	Tight Ends	2019-
Rick Christophel	Tight Ends	2019-
Ken Clarke	Defensive Line	1994-95
Bill Clay	Defensive Assistant	1987
Joel Collier	Offensive Assistant	1990
Ron Cooper	Defensive Backs	2012
Mark Cotney	Defensive Aide	1986

Bryan Cox	Defensive Front Seven	2012
	Pass Rush Specialist	2013
Johnny Cox	Defensive Quality Control	2008
Larry Coyer	Assistant Head Coach/Defensive Line	2007
	Assistant Head Coach	2008
Sylvester Croom	Running Backs	1987-90
Joe Cullen	Defensive Line	2014-15
David Culley	Wide Receivers	1994-95
Joe Diange	Strength and Conditioning	1984-86
Boyd Dowler	Receivers	1980-82
	Quarterbacks	1983-84
	Defensive Line	1987-89
Mike DuBose	Linebackers	2016-18
Mark Duffner	Head Coach	1996-01
Tony Dungy	Strength and Conditioning Assistant	1999-01
Les Ebert	Assistant Head Coach/Defensive Backs	1996-00
Herman Edwards	Special Teams	1982
Frank Emanuel	Kicking Teams	1983
	Tight Ends	2014-16
Jon Embree	Defensive Quality Control	2007-09
Ejiro Evero	Defensive Assistant	1990-92
Jeff Fitzgerald	Defensive/Offensive/Administrative Assistant	1993
	Wide Receivers	2012
P.J. Fleck	Offensive Line	1996-01
Chris Foerster	Secondary	1976-81
Wayne Fontes	Defensive Coordinator/Secondary	1982-83
	Assistant Head Coach/ Defensive Coordinator/Secondary	1984
Larry Foote	Outside Linebackers	2019-
Jethro Franklin	Defensive Line	2006
Bob Fraser	Linebackers	2012
	Assistant Defensive Coordinator	2013
Jerry Frei	Offensive Line	1976-77
Dennis Fryzell	Special Teams	1976-77
Skyler Fulton	Offensive Assistant	2017
	Assistant Wide Receivers	2018
Phil Galiano	Assistant Special Teams	2012-13
John Garrett	Wide Receivers	2013
Kevin Garver	Wide Receivers	2019-
Joe Gibbs	Offensive Coordinator/Offensive Backs	1978
Abe Gibron	Defensive Coordinator/Defensive Line	1976
	Chief Assistant/Defensive Line	1977-80
	Defensive Line	1981-84
	Strength and Conditioning	2003-05
Garrett Giemont		
Joe Gilbert	Offensive Line	2019-
Bob Gilmartin	Assistant Strength and Conditioning	2012-13
Harold Goodwin	Assistant Head Coach/Run Game Coordinator	2019-
Doug Graber	Defensive Coordinator/Secondary	1987-89
Dennis Green	Strength and Conditioning Assistant	1992
Cody Grimm	Defensive/Special Teams Assistant	2019-
Zack Grossi	Offensive Quality Control	2017-18
Jay Gruden	Offensive Assistant	2002-08
Jim Gruden	Running Backs	1982-83
Jon Gruden	Head Coach	2002-08
Nathaniel Hackett	Offensive Quality Control	2006-07
Paul Hackett	Quarterbacks	2005-07
Jeff Hafley	Assistant Defensive Backs	2012
	Safeties	2013
Ray Hamilton	Defensive Line Assistant	1991
Tim Harkness	Receivers	1991
Jay Hayes	Defensive Line	2016-17
Andrew Hayes-Stoker	Wide Receivers	2014-15
Kim Helton	Offensive Line	1983-86
Jon Hoke	Secondary	2016-18
Tim Holt	Offensive Assistant	2010
	Assistant Offensive Line	2011
Skip Husbands	Offensive Line	1976-78
Harold Jackson	Wide Receivers	1992-93
Jeff Jagodzinski	Offensive Coordinator	2009

Maral Javadifar

Bill Johnson
Kent Johnston
Amos Jones
Nate Kaczor
Dave Kennedy
Chris Keenan
Eddie Khayat
Monte Kiffin
Joe Kines

Roger Kingdom

Dirk Koetter

Bill Kollar
Aaron Komarek
Aaron Kromer

Phil Krueger

Hank Kuhlmann
Jimmy Lake

Don Lawrence

Byron Leftwich

Bob Ligashesky
Dale Lindsey

Lori Locust

Steve Logan
Steve Loney
Alan Lowry
Tem Lukabu
Johnnie Lynn
Pete Mangurian
Richard Mann

Joe Marciano
Rod Marinelli

Larry Marmie
Carl Mauck
Brett Maxie
Ben McDaniels
John McKay

Todd McNair

Keith Millard
Ron Middleton
Randy Melvin
Todd Monken

Mike Morris

Pat Morris
Raheem Morris

Chris Mosley

Bill Muir
Mike Mularkey

Chip Myers
Tony Nathan
Stephen Nicholas
Hardy Nickerson

Assistant Strength & Conditioning

Offensive Line
Strength and Conditioning
Assistant Special Teams
Special Teams Coordinator
Head Strength and Conditioning
Assistant Strength and Conditioning
Defensive Line
Defensive Coordinator
Outside Linebackers
Linebackers

Speed & Conditioning

Offensive Coordinator
Head Coach
Kicking Teams
Strength and Conditioning Assistant
Senior Assistant
Senior Assistant/Offensive Line
Offensive Backs
Research and Development
Assistant to the President/Special Teams
Offensive Coordinator/Running Backs
Assistant Defensive Backs
Defensive Backs
Defensive Line

Offensive Coordinator

Special Teams Coordinator
Linebackers

Assistant Defensive Line

Running Backs
Assistant Offensive Line
Special Teams/Tight End
Defensive Assistant
Defensive Backs
Offensive Line
Wide Receivers
Assistant Head Coach/Wide Receivers

Special Teams
Defensive Line
Assistant Head Coach/Defensive Line
Senior Defensive Assistant
Offensive Line
Defensive Backs
Offensive Assistant
Head Coach/Vice President

Running Backs

Defensive Line
Tight Ends/Assistant Special Teams
Defensive Line
Offensive Coordinator/Wide Receivers
Offensive Coordinator
Strength and Conditioning Assistant
Head Strength and Conditioning
Offensive Line
Defensive Quality Control
Defensive Assistant
Assistant Defensive Backs
Defensive Backs
Head Coach

Assistant Offensive Line
Assistant Defensive Line
Offensive Coordinator/Offensive line
Quality Control
Tight End
Receivers
Running Backs
Defensive Quality Control
Linebackers

2019-

1979-82
1987-91
2019
2016-18
2014-18
2009-11
1992-93
1996-2008
1987-88
1989-90

2019-

2015
2016-18
1984
1996-99
2005
2006-07
1976
1977-78
1979-80
1991
2006-07
2010-11
1985-86

2019-

2012
1991

2019-

2009-11
2012-13
1991
2012-13
1994-95
2009-10
2002-08
2009
1996-01
1996-01
2002-05
2014-15
1991
2016-18
2012-13
1976-84

2019-

2011
2004-06
2012-13
2016-17
2018
2002-05
2006-08
2011
2002
2003
2004-05
2007-08
2009-11
2009
2010
2002-08
1994
1995
1983-84
1996-01
2018
2014-15

Robert Nunn	Defensive Line	2009
Bill Nelsen	Quarterback and Receivers	1977, 1979
	Quarterbacks	1978, 1980-82
Kevin O'Dea	Defensive Assistant	1996-00
	Offensive Assistant	2001
	Special Teams Coordinator	2014-15
Tony Oden	Cornerbacks	2013
Ray Oliver	Strength and Conditioning	1992
Greg Olson	Quarterbacks	2008
	Offensive Coordinator/Quarterbacks	2009
	Offensive Coordinator	2010-11
	Strength and Conditioning	2002
Johnny Parker	Quarterbacks	2002-03
Stan Parrish	Inside Linebackers	1987-88
Herb Paterra	Running Backs	1992-94
Willie Peete	Head Coach/V.P.-Football Operations	1987-90*
Ray Perkins	Defensive Coordinator/Defensive Line	1991
Floyd Peters	Defensive Coordinator	1992-94
	Defensive Quality Control	2011
Tyrone Pettaway	Assistant Defensive Line	2014
Mike Phair	Head Strength & Conditioning	2019-
Anthony Piroli	Assistant Special Teams	2014-18
Carlos Polk	Offensive Assistant	1996
Ricky Porter	Defensive Line	1995
Tom Pratt	Offensive Quality Control	2003-04
Jim Pyne	Offensive Assistant	2019-
Antwaan Randle El	Safeties	2019-
Nick Rapone	Running Backs	1985-86
Vic Rapp	Offensive Coordinator/Quarterbacks	1976
John Rauch	Offensive Coordinator/Quarterbacks	1985-86
Jimmy Raye	Senior Offensive Assistant	2012
	Defensive Backs	1985-86
Dick Roach	Tight Ends	2009-11
Alfredo Roberts	Defensive Line	2019-
Kacy Rodgers	Strength and Conditioning	1993-95
Brad Roll	Cornerbacks	2019-
Kevin Ross	Offensive Assistant	1991
Tom Schertz	Head Coach	2012-13
Greg Schiano	Quarterbacks	1992-95
Turk Schonert	Receivers	1985-86
Larry Seiple	Defensive Backs	1991-93
Steve Shafer	Quality Control to the Head Coach	2012-13
Dan Shamash	Offensive Quality Control	2004-05
Kyle Shanahan	Defensive Coordinator	2012-13
Bill Sheridan	Defensive Coordinator/Linebackers	1985
Doug Shively	Quarterbacks	2004
John Shoop	Offensive Assistant	1988-89
Mike Shula	Quarterbacks	1990
	Offensive Coordinator	1996-99
Kurtis Shultz	Assistant Strength and Conditioning	2006-08
	Head Strength and Conditioning	2009-11
	Strength Coach	1976-79
Harry Smith	Linebackers	1996-00
Lovie Smith	Head Coach	2014-15
	Safeties	2014-15
Mikal Smith	Defensive Coordinator	2016-18
Mike Smith	Intern Coach	2014
Miles Smith	Defensive Quality Control	2015
Robb Smith	Linebackers	2013
Tim Spencer	Running Backs	2014-18
Michael Stacchiotti	Assistant Strength & Conditioning	2019
Jim Stanley	Defensive Coordinator	1986
Les Steckel	Offensive Coordinator	2000
Ben Steele	Offensive Quality Control	2014-16
	Tight Ends	2017-18
George Stewart	Special Teams/Tight Ends	1992-94
	Special Teams	1995
Rodney Stokes	Special Teams	1987-90

Byron Storer	Assistant Special Teams	2010-11
Grady Stretz	Defensive Line	2011
Dwayne Stukes	Special Teams Quality Control	2008
	Assistant Defensive Backs	2009-10
	Special Teams Coordinator	2011
Mike Sullivan	Offensive Coordinator	2012-13
Keith Tandy	Defensive/Special Teams Assistant	2020-
Jeff Tedford	Offensive Coordinator	2014
Ricky Thomas	Offensive Assistant	1997-98
	Tight Ends	1999-01
Rusty Tillman	Defensive Coordinator	1995
Howard Tippett	Linebackers/Special Teams	1981, 1985-86
	Linebackers	1982-84
Mike Tomlin	Defensive Backs	2001-05
Marc Trestman	Quarterbacks	1987
Ron Turner	Quarterbacks	2012
Art Valero	Tight Ends	2002-03
	Running Backs	2004-05
	Assistant Head Coach/Running Backs	2006-07
John Van Dam	Offensive Quality Control	2019-
Alex Van Pelt	Quarterbacks	2010-11
Joe Vaughn	Assistant Strength and Conditioning	2012-18
Dick Voris	Linebackers	1976
Dave Wannstedt	Special Teams Coordinator	2013
George Warhop	Offensive Line	2014-18
Todd Wash	Defensive Quality Control	2007
	Defensive Line	2008-10
Morris Watts	Quarterbacks	1991
Andrew Weidinger	Offensive Quality Control	2015
	Assistant Wide Receivers/Game Management	2016-17
	Game Management	2018
Matt Wiegand	Assistant Offensive Line	2014
Chris Wiesehan	Offensive Assistant	2005
Alan Williams	Defensive Assistant	2001
Charlie Williams	Wide Receivers	1996-01
Richard Williamson	Wide Receivers	1987-89
	Assistant Head Coach/Wide Receivers	1990
	Head Coach	1990-91**
Kirby Wilson	Running Backs	2002-03
Richard Wood	Defensive Assistant	1991
Joe Woods	Defensive Quality Control	2004-05
Sam Wyche	Head Coach/Director of Football Operations	1992-95
Bob Wylie	Offensive Line	1992-95
Eric Yarber	Wide Receivers	2010-11
George Yarno	Assistant Offensive Line	2008

* Ray Perkins was head coach for the first 13 games of 1990

** Richard Williamson was named head coach with three games remaining in 1990

^Raheem Morris was named defensive coordinator on December 25, 2008 prior to being promoted to head coach on January 17, 2009

JOHN SPYTEK DIRECTOR OF PLAYER PERSONNEL



John Spytek enters his fifth season with the Buccaneers in 2020 as the Director of Player Personnel.

In his current role, Spytek oversees the day-to-day operations of the college and pro scouting departments for Tampa Bay. He is responsible for administering free agency preparation and evaluating talent throughout the NFL and other professional football leagues. Spytek works closely with Buccaneers General Manager Jason Licht regarding the NFL Draft, key free-agent acquisitions and all other personnel decisions.

In his current role, Spytek oversees the day-to-day operations of the college and pro scouting departments for Tampa Bay and works closely with Buccaneers General Manager Jason Licht in all personnel decisions, most notably the construction of the team's draft board, the execution of draft day strategies & player selections as well as all free-agent acquisitions.

Most recently, Spytek played a key role in acquiring six-time Super Bowl winning quarterback, Tom Brady and four-time All-Pro tight end Rob Gronkowski in 2020, as well as in the 2019 free agent signings of defensive tackle Ndamukong Suh and outside linebacker Shaquil Barrett. Suh started all 16 games and was a vital part of Tampa Bay's No. 1 ranked run defense, while Barrett led the NFL in sacks, with 19.5 – a Buccaneers record – en route to a Pro Bowl berth and a second-team All-Pro selection.

Prior to joining Tampa Bay, Spytek spent three seasons with the Denver Broncos, where he worked as Southwest area scout in 2013, before being elevated to national scout, a position he held for two years (2014-15). The Broncos' 37 regular season and 42 overall wins were the most in the NFL over that three-year span, culminating in a Super Bowl 50 victory on February 7, 2016.

Before joining the Broncos, Spytek spent three seasons (2010-12) as the Cleveland Browns' director of college scouting. While with the Browns, Spytek assisted in drafting six players who earned PF/W PF/A All-Rookie Team honors and five players who were selected to a Pro Bowl.

Spytek began his player personnel career working as an intern with the Philadelphia Eagles in 2005, earning a full-time college scouting assistant position in 2006 and spending three years as a college/pro scout from 2007-09. His first job in the NFL was as an operations intern with the Detroit Lions in 2004.

In his career, Spytek has worked with a number of top-level executives and coaches, including John Elway, Andy Reid, Mike Holmgren, Tom Heckert, John Harbaugh & Gary Kubiak.

John and his wife, Kristen co-founded the National CMV Foundation in 2014 to educate families about congenital CMV, a virus that ultimately claimed the life of their 21-month old daughter, Evelyn, in 2014. The couple is also parents to Jack and Thomas.

A native of Pewaukee, Wisconsin, Spytek played linebacker at the University of Michigan from 1999-2002, earning a bachelor's degree in general studies and a master's in sports management.

MIKE BIEHL DIRECTOR OF COLLEGE SCOUTING



Mike Biehl enters his seventh season with Tampa Bay in 2020, working as the team's director of college scouting, where he is responsible for coordinating and compiling evaluations of all draft-eligible players, while overseeing the entire college scouting staff.

The 2019 NFL Draft produced a total of eight draft picks, with five players seeing starts in Todd Bowles' defense. Devin White, picked fifth overall, started all 13 games he played, recording 91 tackles, recovering four fumbles, and capping his first season with consecutive NFL Defensive Rookie of the Month honors for November and December. Cornerback Sean Murphy-Bunting led the team with three interceptions, tying for the most among NFL rookies. Third-round pick Jamel Dean finished the season with 17 passes defended, tying for fourth in the NFL.

With the 12th overall pick in the 2018 NFL Draft, the Buccaneers selected defensive tackle Vita Vea, who ranked second among NFL defensive linemen over the final six weeks of the season. Fourth-round pick Jordan Whitehead, chosen 117th overall, played in 15 games as a rookie, tallying 76 tackles – the second-most on the team.

Vita Vea and Jordan Whitehead continued to contribute to the Buccaneers defense in 2019. Vea started all 16 games helping bolster the NFL's number one run defense, with Whitehead ranking third on the team with 68 tackles. In his second season, Ronald Jones recorded 1,000 yards from scrimmage and six rushing touchdowns in nine starts. Fellow 2018 draft pick Carlton Davis started all 14 games he played at cornerback and ranked second in the NFL in with 19 passes defended.

PERSONNEL

PLAYERS

2019 REVIEW

HISTORY

RECORDS

SIDELINES

The 2017 NFL Draft saw Biehl, working with General Manager Jason Licht, select six players, with three stepping into starting roles as rookies. The Buccaneers' first-round pick, tight end O.J. Howard, started all 14 games he played in, tying for the team lead with six touchdown receptions - tied for the second-most among NFL rookies and the fourth-most ever by a Buccaneers rookie. Tampa Bay's second-round pick, safety Justin Evans, started the final 11 games he played in, recording three interceptions, which tied for the team lead and was tied for the third-most among NFL rookies. The final rookie starter was linebacker Kendall Beckwith, a third-round selection who served as the team's primary strongside linebacker. The Buccaneers also got contributions from another third-round pick, wide receiver Chris Godwin, who started the final two games on the season and earned NFC Offensive Player of the Week honors in Week 17 after catching seven passes for 111 yards, including a game-winning 39-yard touchdown.

In 2018, the team saw an even bigger role for second-year players Godwin and Howard. Godwin caught 59 passes for 842 yards and seven touchdowns, ranking second on the team in receiving yards and receiving touchdowns on the season. Howard finished the season ranked fourth among NFL tight ends in receiving yards per game (56.5) and his 16.6 yards per catch were the highest among all qualified tight ends, despite missing the final six games of the season. Godwin continued to see success in 2019, recording his first 1,000-yard season and Pro Bowl selection.

Biehl assisted Licht in the 2015 NFL Draft, where the team held the first overall pick, used to select quarterback Jameis Winston, who earned Pepsi NFL Rookie of the Year and a PFWA All-Rookie Team selection, while setting nearly every rookie passing record in Buccaneers history. The 2015 draft also saw Tampa Bay select tackle Donovan Smith (34th overall), guard Ali Marpet (61st overall) and linebacker Kwon Alexander (124th overall), all of whom earned a spot on the PFWA All-Rookie Team alongside Winston. Alexander was selected to the 2017 Pro Bowl.

Both Marpet and Smith have been signed to contract extensions. Since the start of the 2015 season, they have been part of an offense that has recorded the fifth-most yards per game in the NFL (375.3), sixth-most passing yards per game (269.8) and seventh-highest yards per play (5.76) during that span, while ranking third in third-down conversion rate.

Biehl came to the Buccaneers with 16 seasons of NFL experience, including 13 seasons with the San Diego Chargers (2001-13). Biehl worked as the club's assistant director of college scouting for six seasons (2008-13), after being promoted from college scout (2001-07), where he scouted the Midwest region of the country. Over that span, the Chargers had the eighth-most wins in the NFL, won five AFC West division championships and made six playoff appearances.

Prior to his time with the Chargers, Biehl spent three seasons (1998-2000) working in the Buffalo Bills' personnel department, during which time the Bills had the NFL's sixth-best record and qualified for the playoffs twice.

A native of Paxton, Illinois, Biehl attended Illinois State University, where he earned a bachelor's degree in finance and a master's in sports management.

Mike and his wife, Kim, have two children: son Nathan, and daughter Kendall.

MIKE GREENBERG DIRECTOR OF FOOTBALL ADMINISTRATION



Mike Greenberg enters his 11th season with the Buccaneers and eighth as director of football administration, having spent the two previous seasons as the coordinator of football administration, after originally joining the club as player personnel assistant in 2010.

Greenberg works directly with General Manager Jason Licht on all aspects of the salary cap, contract negotiations, compliance with the NFL's Collective Bargaining Agreement, as well as the club's financial and strategic planning. He also oversees budgeting for all football operations, including the coaching, scouting, video, athletic training, equipment, groundskeeping, strength and conditioning and player development departments.

During the 2020 offseason, Greenberg was vital in negotiating six-time Super Bowl winning quarterback, Tom Brady's two-year contract. He also oversaw the re-signings of Jason Pierre-Paul and Ndamukong Suh. He was also listed on *The Athletic's* "NFL 40 Under 40: The rising stars shaping the direction of the NFL."

In his role as Director of Football Administration, Greenberg has overseen long-term contract extensions for linebacker Lavonte David and wide receiver Mike Evans, each of whom have earned Pro Bowl honors during their time with Tampa Bay. Greenberg has also worked on extensions for offensive linemen Ali Marpet and Donovan Smith, both of whom have been starters since joining the team in the 2015 NFL Draft.

Before joining the Buccaneers, Greenberg worked with the New York Jets as a football administration intern in 2008 and 2009. He also spent time working as a law clerk for the National Football League's Management Council and as a summer associate at Jaspán Schlesinger LLP.

Greenberg graduated with honors from Cornell University in 2007 with a Bachelor of Science degree in policy analysis and management, and earned a Juris Doctor from Hofstra University School of Law on a full academic scholarship in 2010. He also was the research editor for the *Hofstra Law Review*.

In 2017, Greenberg was inducted into the John F. Kennedy (Bellmore, New York) High School Hall of Fame. He and his wife, Ilana, have two sons, Hank and Harry. They reside in Tampa.

SHELTON QUARLES DIRECTOR OF FOOTBALL OPERATIONS



After spending 10 seasons (1997-2006) establishing himself as one of the best linebackers in Buccaneers history, Quarles joined Tampa Bay's front office. This season, Quarles enters his seventh year as director of football operations, after spending two seasons as director of pro scouting, a title he earned after two years as coordinator of pro scouting and four years as a pro scout for Tampa Bay.

In his current role, Quarles works directly with the head coach and general manager in organizing day-to-day operations of the team, while assisting with roster management and contract negotiations, advising the pro personnel department on advance scouting and overseeing all player travel and transportation.

While operating as director of pro scouting, Quarles was in charge of handling the team's pro personnel staff and evaluating players. Working as the coordinator of pro scouting, Quarles was responsible for coordinating the advance scouting of the Buccaneers opponents as well as organizing player workouts. During his time as a pro scout, Quarles' responsibilities included the in-season scouting of Buccaneers opponents and all NFL free agents. He also participated in the scouting and evaluation of the Tampa Bay roster. In 2007, his first season in the front office, Quarles helped guide the Buccaneers to the NFC South division title. In 2010, Quarles helped the Buccaneers to a 10-6 record, finding multiple players via free agency and waivers that made significant contributions to the team.

During his 10 seasons on the field, Quarles helped lead the Buccaneers to three division titles (1999, 2002 and 2005) while also earning a world championship following the 2002 season in Super Bowl XXXVII. He also made his first Pro Bowl appearance in 2002 as a member of the top-ranked defensive unit in the NFL. Overall, Quarles was a member of a Buccaneers defense that ranked first in the NFL in total defense on two occasions (2002 and 2004) and finished the season in the Top 10 in eight of his 10 years as a player.

Quarles' decade of service left its mark on the Buccaneers' record book. His 148 career games played and 113 career starts as a Buccaneer rank eighth and 10th, respectively, in team history. He also ranks fourth in team annals with 985 career tackles, including a career-high and team-best 196 tackles in 2005, the third-highest total in a single season in team history. Quarles played all three linebacker positions during his career and is the first and one of only three players in team history to record a touchdown and a safety (also Rondé Barber and Lavonte David) during their career. In 1999, he posted a team-record 31 special teams tackles and in 2001, Quarles recorded the longest play in team history with a 98-yard interception return for a touchdown. He also earned numerous awards during his playing career, including the NFL Unsung Hero Award in 2002, the Buccaneers Man of the Year Award in 2004 and the Ed Block Courage Award in 2006.

Quarles was, and remains, one of the most philanthropic figures in the Tampa Bay area. Since its inception in 2004, the Shelton Quarles' IMPACT Foundation has had the mission of benefitting at-risk children, youth and their families by providing assistance, programs and events designed to build self-esteem, provide unique life changing opportunities and help them to set and achieve their life goals. The IMPACT Foundation has raised over \$500,000 and impacted the lives of over 3,000 at-risk single-parent families in the Tampa Bay Area.

Shelton Quarles' IMPACT Foundation's signature program is the Home Blitz, formerly known as Mothers' Day Miracles. At-risk single-parent families are nominated for the Home Blitz program and once selected, they receive a complete home makeover. This makeover, valued at over \$40,000 for each family, includes furniture, home décor, interior design services, lawn care, supplies, food and more. Each family is sent away on an all-expense paid vacation as their home is being transformed.

Quarles and his IMPACT Foundation host several fundraising events throughout the year. Shelton Quarles' Celebrity Waiter Night gives guests a chance to have their order taken, drinks poured, dinner served and dessert delivered by Quarles and some of Tampa's well-known celebrities and sports figures. Quarles also hosts the Transitions Championship Celebrity Pro-Am, which benefits his IMPACT Foundation. For more information on Shelton Quarles' IMPACT Foundation, please visit www.sheltonquarles.org.

Quarles has also participated in many charitable endeavors through the Buccaneers organization. In the 2011 offseason, along with former Buccaneers Mike Alstott, the late Lee Roy Selmon and Doug Williams, Quarles signed autographs at a local mall to help raise funds and awareness for the earthquake victims in Haiti. Together, the group helped raise over \$125,000 for the Red Cross. In 2007, he walked the runway for the "Fashion Funds the Cure" fashion show to benefit the Pediatric Cancer Foundation and that same year, Quarles traveled with three other NFL players to visit U.S. troops at military bases throughout the Persian Gulf as part of the NFL-USO program.

Upon Quarles' retirement, Florida Governor Charlie Crist named him as chairman of the Tampa Bay Area Regional Transportation Authority, a position in which he served from September 2007 to September 2009. As chairman, Quarles led a seven-county, 15-member board that had a stated goal of building a transportation master plan to tackle the significant transportation issues facing the greater Tampa Bay area. He stepped down from this responsibility in order to dedicate his full time and attention to the Buccaneers. Quarles also served on the Board of Directors for Tampa General Hospital (2009-2016) and also sits on the Celebration of Literacy Committee as an Honorary Host Committee member for Celebration of Reading. He was named the Trailblazer of Our Children's Future by the Hillsborough County Sheriff's Office and won the Tower of Achievement Award for outstanding leadership and contributions by the USF Area Community Civic Associations.

An avid golfer, in the spring of 2009, Quarles was part of the winning foursome in the Transitions Championship Pro-Am at Innisbrook.

Quarles is married to Damaris and the couple resides in Tampa with their daughter, Gabriela Nicole, and sons, Shelton Eugene Jr. and Carlos Antonio.

PERSONNEL

PLAYERS

2019 REVIEW

HISTORY

RECORDS

SIDELINES

JACQUELINE DAVIDSON

DIRECTOR OF FOOTBALL RESEARCH



Jacqueline Davidson enters her first season with the Buccaneers as the Director of Football Research in 2020.

Davidson is responsible for supporting the front office and coaching staff in roster and strategy decisions through research and development of analytical tools and methods. She will also work alongside General Manager Jason Licht and Director of Football Administration Mike Greenberg on player contracts and salary cap decisions.

Before joining the Buccaneers, Davidson spent 11 seasons working in football administration with the New York Jets, spending eight-plus years as the Manager, Football Administration from 2007-15 before being elevated to Director, Football Administration (2015-18).

In her role as Director, Football Administration, Davidson served as the Jets' lead negotiator of player contracts and managed the team's salary cap and player budgets. She was also tasked with adhering to the regulations of the NFL's collective-bargaining agreement and predicting future trends relating to the league's salary cap.

Davidson entered the league as a legal intern with the National Football League's Management Council in 2004, while pursuing her law degree. She also worked as a staff attorney for the United States District Court in Alabama and a judicial law clerk for Judge Virginia Emerson Hopkins prior to earning her position with the Jets in 2007.

After graduating from Davidson College in 2002 with a Bachelor of Arts degree in economics, Davidson earned a Juris Doctor from Cornell University School of Law in 2005. Born in Tuscaloosa, AL, she is a member of the New York State Bar Association.

ROB MCCARTNEY

DIRECTOR OF PRO SCOUTING



Rob McCartney enters his 10th season with the Buccaneers and fifth as director of pro scouting, after being elevated from pro scouting coordinator, a title he held for one season.

As director of pro scouting, McCartney oversees the Buccaneers pro personnel staff and advance reports, along with the evaluation of opponents, pro leagues, free agents and trade prospects. During the 2019 offseason, he scouted outside linebacker Shaquil Barrett and defensive lineman Ndamukong Suh. Barrett went on to have a Pro Bowl year setting the franchise sack record, tallying 19.5 sacks to lead the NFL, while Suh started all 16 games for Tampa Bay, helping the team register the No. 1 rush defense in the NFL.

McCartney spent the 2014 season as a national scout, following two seasons as a pro scout, a title he earned after being elevated from a pro personnel assistant.

While working as a national scout, McCartney was responsible for scouting top college prospects east of the Mississippi River. As a pro scout, McCartney assisted Tampa Bay's pro personnel department, including organizing player workouts.

McCartney came to Tampa Bay after working as a player personnel intern for the Pittsburgh Steelers organization from 2009-10 and as a summer intern in the player personnel department from 2006-08.

McCartney graduated from the University of South Carolina in 2009 with a Bachelor of Science degree in sport and entertainment management. Rob and his wife Kristi reside in Tampa, along with their daughters, Madison and Charlotte.

SHANE SCANNELL

PRO SCOUT



Shane Scannell enters his sixth season with the Buccaneers and his fifth as a pro scout, after spending the 2015 season as a scouting assistant.

Scannell is responsible for the advance scouting of upcoming opponents, evaluating players from all professional leagues, organizing player workouts, and evaluating free agents and college prospects.

In 2015, while working as one of the team's scouting assistants, Scannell helped in player evaluations, organizing, and executing free agent workouts and draft preparations.

Scannell played football collegiately at Wesleyan University and graduated with a bachelor's degree in sociology. A native of Mawah, New Jersey, he played high school football at Don Bosco. He currently resides in Tampa.

ALEX SMITH PRO SCOUT



Alex Smith enters his fourth season as a pro scout with the Tampa Bay Buccaneers in 2020.

In his role, Smith works with Director of Pro Scouting Rob McCartney and is responsible for the advanced scouting of upcoming opponents, evaluating players from all professional leagues, organizing player workouts and assisting with free agency and college evaluations.

After an 11-year playing career, Smith transitioned to the front office. In 2016, he was selected to participate in the Nunn-Wooten Scouting Fellowship where he worked with the Tampa Bay personnel department for training camp.

Smith is a former NFL tight end who was selected by the Buccaneers in the third round (71st overall) of the 2005 NFL Draft. During his 11-year career, he also spent time with Philadelphia (2009), Cleveland (2010-12), Cincinnati (2013-14) and Washington (2015). He finished his career with 124 games played (57 starts), catching 163 passes for 1,473 yards and 13 touchdowns.

A native of Denver, Colorado, Smith played collegiately at Stanford University and graduated with a bachelor's degree in Economics. In 2017, Smith was inducted into the J.K. Mullen (Denver, CO) High School Professional Hall of Fame. His father, Edwin, played defensive end for the Denver Broncos from 1973-76. Smith is married to Angela and they have three boys, Amari, Aiden and Avery.

BYRON KIEFER SENIOR NATIONAL SCOUT



Byron Kiefer enters his 16th season overall with the Buccaneers and third as Senior National Scout, after having worked as a National Scout for the previous three seasons. He is responsible for scouting select prospects east of the Mississippi river. Kiefer spent the previous nine seasons working as an area scout, handling the Southeast region of the country. He has been a part of two NFC South division championships (2005 and 2007) in Tampa Bay.

Previously, Kiefer was the Buccaneers' National Football Scouting representative, in which his focus was scouting players in the Southeast as well as working with the NFL combine, where he helped the NFL select invitees to the annual event.

He began his career with the Buccaneers as a pro personnel assistant in 2005. In this role, Kiefer assisted in daily transactions and coordinated player tryouts. He also assisted in scouting other pro leagues, including NFL Europa, CFL and AFL.

Prior to joining the Buccaneers, Kiefer worked in the University of South Florida football office during the 2003 season, assisting with football operations and recruiting. He also worked as a trade support associate at Raymond James Financial from 2003-05.

Kiefer graduated from Mercer University in 2002, where he was a letterman pitcher on the baseball team. Kiefer and his wife, Mirela, have two sons, Tyson and Nolin. They reside in St. Petersburg, Florida.

ANDY SPEYER NATIONAL SCOUT



Andy Speyer enters his seventh season with the Buccaneers working as a national scout. In his role as national scout, Speyer will be responsible for scouting college prospects west of the Mississippi River.

Speyer joined Tampa Bay after 12 seasons working with the Philadelphia Eagles' player personnel department, including 11 as a college scout, covering the Southwest, Midwest and Northeast regions at various points during that time. While with Philadelphia, Speyer was a member of an organization that won six division titles and one conference championship. Speyer got his start with the Eagles as a training camp intern in 2001 and worked as a pro personnel intern in 2002.

A native of Spring, Texas, Speyer played collegiately at Ricks College (Rexburg, Idaho), before serving a two-year LDS mission in Pocatello, Idaho. Speyer returned to Ricks for one semester before transferring to the University of Utah and earning his undergraduate degree in business management. He also earned a MBA and a master's degree in sports administration from Ohio University.

Speyer and his wife, Lynette, have two sons, Braden and Kahler, and a daughter, Hailey.

DONOVAN COTTON COLLEGE SCOUT



Donovan Cotton enters his seventh season with the Buccaneers and his sixth as an area scout, after spending the 2014 season as a scouting assistant.

In Cotton's current role, he is responsible for evaluating colleges in the Southwest portion of the country. As a scouting assistant, Cotton assisted in player evaluations, organizing and executing free agent workouts and helping in draft preparations.

Prior to joining the Buccaneers, Cotton worked as a player personnel scouting intern for the Seattle Seahawks in 2013, tracking depth charts, completing player reports and monitoring the waiver wire, among other duties. He got his start in the NFL with the Green Bay Packers in 2011, working as a training camp scouting intern.

Cotton played football collegiately at Norfolk State and graduated with a Bachelor of Business Entrepreneurship in 2011. He resides in Tampa.

ANDRE FORDE COLLEGE SCOUT



Andre Forde enters his 12th season with the Buccaneers as an area scout.

Prior to his time with the Buccaneers, Forde served as varsity wide receivers coach for Coral Glades (Fla.) High School, and, after that, was owner of Men of Valor Football and Speed Training, which provided individualized football training with the focus on speed and football development.

Forde graduated with a B.A. in sociology from the University of Buffalo in New York in 2003. He was a four-year letterman at wide receiver and kick returner at the University of Buffalo, where he was a MAC Scholar Athlete every season. Forde played wide receiver for the Tulsa Talons of the AFL in 2006 and 2007, and spent time in the NFL with the Chicago Bears and Indianapolis Colts as well as the Amsterdam Admirals with NFL Europe.

Forde and his wife, Patrice, reside in Little Elm, Texas with their three children: Hannah, Jeremiah and Isaiah.

TONY HARDIE COLLEGE SCOUT



Tony Hardie enters his 10th season with the Buccaneers as an area scout covering the Southeast region.

Hardie began with the Buccaneers working as the team's combine scout covering the Southeast region for National Football Scouting, before scouting the Mountain West, Mid-Atlantic and Midwest regions of the United States.

Prior to joining the Buccaneers, Hardie worked on the football staffs at Northwestern University (2010-11) and at the University of Chicago (2007-09).

Hardie served as the director of defensive quality control and defensive quality control/player personnel assistant with the Wildcats and was the cornerback coach and video coordinator on the Chicago staff.

Hardie graduated from Notre Dame with a Bachelor of Business in finance in 2007. He resides in Charlotte, North Carolina.

TONY KINKELA COLLEGE SCOUT



Tony Kinkela enters his 12th season overall with the Buccaneers and his 10th as an area scout. Kinkela originally joined Tampa Bay as a combine scout, focusing on the NFL combine and working with the NFL in selecting invitees to the annual event.

Prior to joining the Buccaneers, he spent three seasons as the Director of Football Operations for the Tulane Green Wave from 2006-08.

During the 2004 and 2005 campaigns, Kinkela was the assistant director of football operations at Washington State. He also served as the assistant to the recruiting coordinator during the same period, coordinating on campus official and unofficial visits and oversaw the recruiting film system. As a member of the Cougars' staff, Kinkela was a part of Washington State's 2003 Rose Bowl and Holiday Bowl teams, and the 2001 Sun Bowl squad.

As a student at WSU, Kinkela served as a student assistant for the football team from 2001-04, and was a student representative for the NCAA Peer Review Board from 2001-02. A native of Graham, Washington, he received his bachelor's degree in sport management in 2004 and his master's degree in education administration in 2011 from Washington State. Kinkela resides in Boise, Idaho with his wife, Merilee, son Koen and daughter Kenley.

ANTWON MURRAY COLLEGE SCOUT



Antwon Murray enters his fifth season with the Buccaneers and his third as an area scout, after spending the previous two seasons as the team's NFS/Combine Scout. In his current role, Murray will be responsible for scouting the Midwest.

While serving as the NFS/Combine scout, Murray was responsible for evaluating players, gathering information and building reports on behalf of National Football Scouting and the Buccaneers.

Prior to his time with the Buccaneers, Murray worked at his alma mater, Boise State, where he was the director of recruiting for two seasons.

A native of Lakeland, Florida, Murray played defensive back for the Broncos from 2007-11. Once his playing career ended, he spent one season as the director of player personnel at Arkansas State, before returning to Boise.

Murray currently resides in Tampa.

BRIAN MCLAUGHLIN NFS/COMBINE SCOUT



Brian McLaughlin enters his seventh season with the Buccaneers in 2020 and his third as the team's NFS/Combine Scout. He spent the previous two seasons (2016-17) working as a scouting assistant after having been a team operations assistant the prior two years (2014-15).

In his current role, McLaughlin responsible for evaluating players, gathering information and building reports on behalf of National Football Scouting and the Buccaneers. He will also assist with the NFL Combine, Reese's Senior Bowl and the East-West Shrine Game.

As a scouting assistant, McLaughlin was responsible for college and pro player evaluations, database management, as well as assisting with day-to-day operations in the personnel department.

A Buccaneers team operations intern during the 2012 season, McLaughlin spent the 2013 season as the Assistant Director of Football Operations and Recruiting Coordinator at Florida International University. He also served as the Player Personnel Coordinator for the Jacksonville Sharks of the Arena Football League in 2014, before returning to Tampa Bay. McLaughlin also held internships with the Indianapolis Colts (2011) and Cleveland Browns (2010).

A native of Norwalk, Ohio, McLaughlin graduated from the University of Cincinnati with a degree in sports administration. He currently resides in Tampa.

SPENCER DILLE

DIRECTOR OF FOOTBALL TECHNOLOGY



Spencer Dille enters his ninth season with the Buccaneers in 2020 as director of football technology.

Dille is responsible for the development and maintenance of all football-related software and technology. He works closely with the front office, scouting department, trainers and coaching staff in the implementation of the latest technology and football-related applications. Additionally, Dille serves as a liaison between the information technology department and football operations, helping to troubleshoot a variety of technological issues on a continual basis.

During the COVID-19 pandemic, Dille was responsible for developing the technology game plan behind the Buccaneers virtual draft. He played a key role setting up General Manager Jason Licht and Head Coach Bruce Arians' home offices to make selections for the 2020 NFL Draft.

Prior to joining the Buccaneers, he spent seven years (2004-11) with COMANCO Environmental Corporation, managing and developing their operational technology. From 2011-12, he worked with Kobie Marketing, developing their loyalty management software platform. Dille received both his Bachelors of Computer Engineering and Masters of Computer Science degrees from the University of Minnesota.

Dille resides in Lithia with his wife, Deborah, their three children, Amelia, Erik and Josephine.

ANDRES TRESCASTRO

DIRECTOR OF TEAM SECURITY



Andres Trescastro enters his 23rd season with the Tampa Bay Buccaneers and his 21st as the Director of Security. Trescastro handles all of the team's security investigation, working hand-in-hand with all local law enforcement agencies, for the protection and safety of coaches, players and ownership group at the main offices, on the road and at all events.

Trescastro's current responsibilities with the team include providing security for the entire coaching staff and all players, assisting TSA officials in securing buses and charter flights, organizing police escorts and safeguarding hotel facilities while on the road and during training camp.

A veteran security director with more than 34 years of experience, Trescastro is a graduate of the Florida Department of Law Enforcement, as well as the Tampa Police Academy and Hillsborough County Sheriff Reserve Force. Trescastro also owns extensive training in field investigation and foreign and domestic surveillance/advance protocol. He has led high-level security teams for several Presidential visits to the Tampa area, as well as visits from the Royal Family. Additionally, he served as the Security Director for the Buccaneers Super Bowl XXXVII Championship team.

Trescastro has worked to make Raymond James Stadium one of the safest venues in the NFL. He instituted the first protocol for TSA screening at team facilities prior to away game travel in 2000 and brought that same process, which is now used league-wide, to Raymond James Stadium, becoming the first NFL stadium to use it.

Prior to joining the Buccaneers, Trescastro worked at Beneficial Savings and Loan Corporation from 1983-97.

A native of Cuba, Trescastro currently resides in South Tampa. He has three children: daughter Elena, son, Christian and daughter, Danae all of whom attended Plant High School in Tampa before attending Florida State University.

DUKE PRESTON DIRECTOR OF PLAYER ENGAGEMENT



Duke Preston enters his sixth season as the director of player engagement, after joining the Buccaneers prior to the 2015 season.

As director of player engagement, Preston focuses on the personal and professional growth of players through guidance and support, with a focus in five core areas: career development, career transition assistance, continuing education, financial education and player assistance services.

Preston came to Tampa Bay from the University of Notre Dame, where he worked as the football team's Director of Player Development (April 2014-February 2015), following time spent as Director of Student-Athlete Welfare & Development (January 2013-April 2014). Prior to joining Notre Dame, Preston worked as an Area Director/Program Spokesman for the Fellowship of Christian Athletes (July 2010-January 2013).

Preston – a former offensive lineman – played collegiately at the University of Illinois, before being drafted in the fourth round (122nd overall) of the 2005 NFL Draft by the Buffalo Bills. In a five-year NFL career, Preston played in 59 games with 20 starts, spending time with the Bills, the Green Bay Packers and the Dallas Cowboys. While at Illinois, Preston earned a bachelor's degree in speech communication and began work on a master's degree in educational policy studies. Following his playing career, Preston earned a master's degree in Christian education from the Dallas Theological Seminary. Preston is also a dedicated father to his five children.

DR. GREG SKAGGS DIRECTOR OF ATHLETE PERFORMANCE



Greg Skaggs enters his second season with the Buccaneers in 2020 working as the team's Director of Athlete Performance.

In the newly-created role, Skaggs will oversee the team's sports science program, working closely with Director of Performance Science David Hamilton, Head Strength & Conditioning Coach Anthony Piroli and Head Athletic Trainer Bobby Slater to develop best practice policies for player training and recovery.

In addition to his duties as the Director of Athlete Performance, Skaggs was recently named the Buccaneers Infection Control Officer. After the AdventHealth Training Center closed in March due to COVID-19, Skaggs helped set up protocols and implement an IDER (Infectious Disease Emergency Response) plan in order to create a safe and healthy work environment for players, coaches, and staff upon return.

Last year, Skaggs helped develop a program to optimize player performance and safety while collaborating with the medical services team who will implement evidence-based recovery protocols and evaluate factors to help predict and prevent future injuries.

Skaggs came to the Buccaneers from the University of Oregon, where he served as the Director of Athletic Medicine from 2007-20019. Prior to being hired full-time with the Ducks, Skaggs spent 10 years in private practice as a family practice and sports medicine practitioner in Oregon and worked with the University of Oregon Athletic Medicine Department part-time for three years.

A Wisconsin native, Skaggs complete his undergraduate degree at Creighton University before attending the University of Virginia, where he obtained his medical degree and completed his residency.

FRONT OFFICE

PLAYERS

2019 REVIEW

HISTORY

RECORDS

SIDELINES

DAVID HAMILTON

DIRECTOR OF PERFORMANCE SCIENCE



Dave Hamilton enters his second season as the Buccaneers Director of Performance Science in 2020.

Hamilton is tasked with developing a sports science program that promotes athlete health and performance through the collaboration of strength and conditioning, medical treatment and nutrition. The program is designed to build a training environment that is conducive for optimal performance and sustained success for the Tampa Bay Buccaneers. He is also responsible for developing systems and processes that facilitate continued communication and dissemination of knowledge across all performance departments.

Prior to his time in Tampa Bay, Hamilton worked as the assistant athletic director for applied health and performance science at Penn State University. During his stint with the Nittany Lions from 2016-19, Hamilton established and led an applied health and performance science program with the goal of optimizing the performance of Penn State's 800 collegiate athletes.

Hamilton spent three-plus years as the director of performance science for USA Field Hockey (2013-16), in which he earned the Doc Councilman Award from the United States Olympic Committee for his innovative approach to programming and training while working with both men's and women's USA Olympic teams.

As the head of strength and conditioning for Great Britain and England's women's field hockey teams from 2009-13, Hamilton won a pair of Bronze medals at the 2010 World Cup and the 2012 Olympic Games in London.

He received his bachelor's degree in sports science from DeMontfort University in England and went on to earn his master's degree in exercise science from Edith Cowen University in Australia.

Dave is married to Kelly Hamilton, and they have three daughters, Alya, Amber, and Kooper.

JORDAN DUDAS

ASSISTANT DIRECTOR OF PERFORMANCE SCIENCE



Jordan Dudas enters his second season as the Buccaneers Assistant Director of Performance Science in 2020.

Dudas works alongside Director of Performance Science Dave Hamilton to develop a sports science program that promotes athlete health and performance. He assists with managing and analyzing data collected on and off the field using a variety of performance technologies.

Previously, Dudas was a member of Hamilton's three-person staff in the Applied Health and Performance Science Department at Penn State University, working as an applied performance scientist and certified strength and conditioning coach. He primarily assisted with the Nittany Lions football program, but also aided Penn State's basketball and wrestling programs.

Dudas completed his master's degree in musculoskeletal sport science and health at Loughborough University in England. During that time, he worked as the assistant strength and conditioning coach for Loughborough University's American Football Team during the 2016-17 season.

He earned his bachelor's of science degree in kinesiology and movement science at Penn State University, while also playing linebacker and safety for the Nittany Lions football team from 2012-15.

STEPHANIE KOLOFF-O'NEILL DIRECTOR OF PERFORMANCE NUTRITION



Stephanie Koloff O'Neill enters her second season as the Director of Performance Nutrition with the Buccaneers in 2020.

As a Certified Specialist in Sports Dietetics, Koloff O'Neill is responsible for educating players on how to improve their performance and recovery through optimal fueling choices. She is heavily involved within the Performance Team to implement strategies related to player hydration, injury prevention and recovery, and body composition. She coaches players on how and what to eat based on their individual goals and nutritional needs.

Koloff O'Neill came to Tampa Bay from Texas A&M where she worked as the Football Performance Dietitian during the 2018-19 season. She oversaw all performance nutrition needs for Aggie Football, including planning all team meals and snacks and providing nutrition insight for the executive chef and management staff of the athlete dining facility. At Texas A&M, Koloff O'Neill also managed a staff of 14 student workers who assisted with daily nutrition operations.

After earning her master's degree in exercise science from Auburn University in 2016, Koloff O'Neill remained with the Tigers as an Assistant Sports Dietitian working with Auburn's baseball, football, and soccer teams.

Koloff O'Neill graduated from Arizona State University in 2013, earning concurrent Bachelor of Science degrees in Nutrition (Dietetics) and Exercise & Wellness. She then spent the 2013-14 academic year completing her dietetic internship through ASU.

A native of Niles, Michigan, Koloff O'Neill is married to her husband, Casey. They have two dogs, a beagle and boxer. She is an avid runner and completed her first marathon in 2018.

BOBBY SLATER HEAD ATHLETIC TRAINER



Bobby Slater enters his seventh season with the Buccaneers in 2020 working as the team's head athletic trainer.

Slater joined Tampa Bay after 15 years with the Chicago Bears, finishing his time there as the team's assistant head athletic trainer/director of rehabilitation. Slater began his career with Chicago in 1999 as an assistant athletic trainer, before being promoted to director of rehabilitation in 2002. Slater held that position for 10 years before adding assistant head athletic trainer to his title in 2012.

Slater began his career in the NFL with the Bears as a training camp intern in 1994, serving in the same capacity with the Miami Dolphins in 1995 and again with Chicago in 1998.

Before joining the Bears full-time, Slater worked as a graduate assistant athletic trainer from 1997-99 at Mississippi State University. He was also an athletic trainer at Lee Memorial Hospital (1997) and A. Kagan Orthopedics in Ft. Myers, Florida (1995-97).

Slater received a Bachelor of Science degree from Florida Southern College and a Master of Science degree from Mississippi State. Slater and his wife, Bridget, have three daughters - Savannah, Natalie, and Brooke - and a son, Ryan.

BRAD BERLIN

EQUIPMENT DIRECTOR



Brad Berlin enters his fifth season with Tampa Bay after joining the team in 2016.

Berlin came to the Buccaneers after spending the previous two seasons as the Director of Equipment Operations for Michigan (2014-15), overseeing equipment operations for all 31 athletic teams and directing seven full-time equipment managers.

Prior to joining the Wolverines, Berlin spent 13 years with the Washington Redskins (2001-13), serving as the head equipment manager for the team, overseeing all aspects of the equipment and locker rooms at Redskins Park and FedEx Field.

Before entering the NFL, Berlin spent nine years working at the collegiate level, beginning his career as the head equipment manager with Utah State (1992-93). He worked as the head equipment manager at Colorado State (1994-98) and Missouri in the same capacity (1998-99), before becoming the assistant athletic director for equipment at Louisville (2000).

A native of Marshall, Missouri, Berlin earned a bachelor's degree in educational studies and sports management from Missouri in 1989 and later earned a master's of education degree in sports management from Missouri in 1993. He and his wife, Molly, have three children - daughters Hannah and Miranda and son Brady.

BRETT GREENE

VIDEO DIRECTOR



Brett Greene enters his fourth season with the Tampa Bay Buccaneers in 2020, working as the team's video director.

In his current role, Greene is responsible for overseeing the video department and maximizing the football technologies used by coaches, players and football personnel on a day-to-day-basis. He is also in charge of purchasing and maintaining video and digital equipment. During the 2018 offseason, Greene upgraded the Buccaneers' on-field camera operations, purchasing three "mast cams" from 8K Solutions.

Greene helped play a key role during the NFL's first ever virtual draft. Due to the COVID-19 pandemic the Buccaneers had to recreate draft rooms outside of AdventHealth Training Center. Greene was stationed with Head Coach Bruce Arians to help troubleshoot any technical issues and make sure all three days ran smoothly.

Greene came to Tampa Bay from the University of Georgia, where he worked as the Director of Video Operations from 2011-16. With the Bulldogs, Greene oversaw all video software and equipment at the Butts-Mehre football facility, in addition to supervising the filming and editing of the team's practices and games. In 2015, Greene was part of the Georgia video department that earned the Ultimate SAVVY Award and the SAVVY Award in the College Sports Video Association Recruiting category.

Prior to his time at Georgia, Greene spent nine seasons (2002-10) in the video department of the Jacksonville Jaguars, working under head coaches Tom Coughlin and Jack Del Rio, while also working with former Buccaneers Head Coach Dirk Koetter, who served as the Jaguars' offensive coordinator from 2007-11.

A native of Jacksonville, Florida, Brett and his wife Meghan have two sons, Connor and Hudson.

MATT TAYLOR ASSISTANT VIDEO DIRECTOR



Matt Taylor enters his fourth season with the Tampa Bay Buccaneers in 2020, working as the team's assistant video director. In his current role, Taylor works with Video Director Brett Greene to maximize the football technologies used by coaches, players and football personnel on a day-to-day-basis.

Taylor joined the Buccaneers after spending two seasons with XOS Digital, working as a Technical Support Representative. Prior to that, he worked in the video department of the Miami Dolphins, first as an intern (2003), before being elevated to video assistant (2005-08) and assistant video director (2009-13). His final season with the Dolphins, he worked as the team's interim video director (2014).

In addition to his time in Miami, Taylor has worked in the video departments of the Cologne Centurions of NFL Europe, the Chicago Bears, the Buffalo Bills and the Buffalo Destroyers of the Arena Football League.

A native of Albion, New York, Matt and his wife, Lindsay, have two sons, Wesley and Clayton and a daughter, Josie.

ROB JULIAN DIRECTOR OF ATHLETIC FIELDS & GROUNDS



Rob Julian enters his 27th season with the Tampa Bay Buccaneers in 2019, and his third as the team's Director of Athletic Fields & Grounds.

In his role, Rob oversees the team's practice fields at One Buccaneer Place, which he helped design and establish when the facility was built. He was also involved in the planning of the team's indoor facility, helping to determine the turf that will be utilized. Rob will also continue to manage the groundskeeping staff and handle any of the surrounding areas of the team's headquarters that need maintaining.

Julian has been with the organization since 1993, when he was hired as the team's groundskeeper. In addition to his work with the Buccaneers, he is the President-Elect of the Central Florida Sports Turf Managers Association.

Rob, married to Teresa, is an avid golfer and enjoys traveling.


ADDITIONAL FOOTBALL STAFF



John Ames
Asst. Athletic Trainer



Daniel Battles
Asst.
Groundskeeper



Justin Camp
Video Coordinator



Nelson Candelario
Asst. Equipment Manager



Sean Conley
Scouting Assistant



Scott DeGraff
Asst. Athletic Trainer



Will Edmunds
Scouting Assistant




Carly Helfand
Scouting Assistant




Justus Jones
Player Engagement
Coordinator



Andrew Kinch
Asst. Groundskeeper



Joseph Larwa
Football Technology
Assistant



Levi Lewis
Video Assistant



Mike Myrick
Equipment Manager



Cesar Rivera
Scouting Coordinator



Pete Ruby
Physical Therapist



Zach Smith
Scouting Assistant



Alec Wargo
Asst. Equipment

BUCCANEERS SENIOR STAFF - CHIEFS & VICE PRESIDENTS



Deno Anagnost
Vice President of
Ticket Sales



Christi Bedan
Vice President of
Digital & Media



Chris Cook
Vice President of
Guest & Member
Relations



Nikki Donofrio
Vice President of
Marketing, Events &
Entertainment



Joe Fada
Chief Financial
Officer



Kristin Hamwey
Vice President of
Human Resources



Atul Khosla
Chief Corporate
Development &
Brand Officer



Nelson Luis
Vice President of
Communications



Dan Malasky
Chief Legal Counsel



Ben Milsom
Chief Ticketing
Officer



Amy Taylor
Vice President of
Group Sales



Martin Thorson
Vice President of
Concessions & Retail
Services

FRONT OFFICE

PLAYERS

2019 REVIEW

HISTORY

RECORDS

SIDELINES

BUCCANEERS SENIOR STAFF - DIRECTORS



Marc Budine
Director of
Partnership
Marketing



Bill Burch
Director of Facilities



Bobby Carney
Director of Luxury
Sales



Lauren Compton
Director of Luxury
Suite Services



Carey Cox
Director of Marketing
& Brand Strategy



Chris Denner
Director of Accounting/
Controller



Nellie Fidura
Director of Guest & Member
Relations Operations



Steve Fidura
Director of Community
Relations



Sam Hart
Director of Information
Technology



Tim Jarocki
Director of Team
Operations



Matt Kaiser
Director of New
Business Development



Jim Mackes
Director of Events &
Entertainment



Michael Pehanich
Director of
Communications




Caleb Quaid
Director of Business
Administration



Tom Rowan
Director of Facility
Security



Jeff Ryan
Director of Broadcast
Operations



Adam J. Smith
Director of Corporate
Partnership Development



Mike Vanduyn
Director of Sales



Amy Weber
Director of
Ticket Operations

BUCCANEERS STAFF



Allen Barrett
Senior Manager of
Community Public Relations



Tara Battiato
Senior Cheerleading
Manager



Kimberley Beattie
Contracts
Coordinator



Jill Beckman
Social Media
Coordinator



Alex Bohne
Systems
Administrator




Randy Breece
Safety Officer




John Breedlove
Senior Manager of
Insights & Strategy



Max Brodsky
Digital Operations
Manager




Luke Burket
Senior Sales
Manager - Orlando



Mario Canal
Senior Staff
Accountant



Matt Caraballo
Ticket Operations
Manager



Jim Carroll
Member Relations
Supervisor



**Michael
Castronuovo**
Account
Executive



Brittany Cesario
Premium Club
Member Relations
Supervisor



Vince Cesario Jr.
Purchasing
Manager



Bruce Chen
Senior Events
Manager



Casey Cole
Sr. Partnership
Development
Manager



Justin Coppola
Partnership
Development
Manager



Devin Cramer
Premium Account
Executive



Eileen Crawford
Executive Assistant
to Chief Operating
Officer



**Samantha
Crawford**
Receptionist



Stephen Daily
Maintenance
Technician



Kerri Davis
Executive
Assistant to the
Owner



Dana Decherico
Account
Executive -
Sarasota



Mike Dewsnap
Senior BucVision
Producer

FRONT OFFICE

PLAYERS

2019 REVIEW

HISTORY

RECORDS

SIDELINES

BUCCANEERS STAFF



Cuc Do
Back of House



Kris Dolen
Sales Manager



Dunghoa Dong
Back of House



Brooke Dubler
Account Executive



Abigail Durner
Producer



Bill Eagan
Senior Premium Club
Member Relations
Associate




Emily Edwards
Back of House



Sarah Evans
Manager of
Community
Engagement



Zac Fadullon
Events &
Entertainment
Coordinator



Adam Felix
Premium Account
Executive




Rachel Fields
Guest & Member
Relations
Associate



Sue Finzer
Accounts Payable
Coordinator



Chris Forte
Premium Club
Member Relations
Associate



Drew Foster
Premium Account
Executive



Danielle Funari
Events &
Entertainment
Coordinator



Rod Gaerlan
Luxury Suite
Sales Executive



Tracey Gant
Account
Executive




Dianna Garcia
Sales & GMR
Assistant




Jill Gerding
Business Analyst



Trent Gerhart
Luxury Suite
Sales Executive



Kyle Gilliam
Front of House
Supervisor



Brandon Golden
Senior Premium
Account
Executive



Aubrey Grier
Guest & Member
Relations
Associate



Bernice Griffin
Receptionist



Chris Grimm
Guest & Member
Relations
Associate

BUCCANEERS STAFF



Courtney Grovatt
Guest & Member
Relations
Manager



Ryan Halter
Account
Executive



John Hetrick
Luxury Suite
Sales Executive



Danielle Higgins
Sous Chef



Jill Hobbs
Senior Player
Benefits & Alumni
Program Manager



Alison Holme
Sr. Partnership
Marketing
Manager



Taylor Horton
Sr. Partnership
Development
Coordinator




Tiffany Hubert
Marketing
Coordinator



Tray Huffman
Executive
Assistant to the
Owner



Justin Jackson
Premium Account
Executive



Nick John
Copywriter



Mark Johnson
Guest & Member
Relations
Manager



Joey Jones
Network
Engineer/
Information
Security



**Stephanie
Juergens**
Partnership
Marketing
Coordinator



Chris King
Senior
Communications
Manager



**Harrison
Kirschbaum**
Marketing &
Brand Manager



Jessica Lamothe
Guest & Member
Relations
Associate



Damon Lange
Account
Executive



Chloe Laniado
Premium Account
Executive



Emily Lekahal
Legal Counsel



Jim LeRoy
Senior Facilities
Manager



Dave Leutwyler
Sales Manager -
Sarasota



Allie Lewis
Guest & Member
Relations
Associate



Jacquelyn Li
Project
Accountant



Tamara LoBianco
Guest & Member
Relations
Associate

FRONT OFFICE

PLAYERS

2019 REVIEW

HISTORY

RECORDS

SIDELINES

BUCCANEERS STAFF



Zach Lumley
Business
Administration
Manager



Stephen Lynch
Production
Supervisor



**Kavanagh
Malanchuk**
Events &
Entertainment
Coordinator



Jake Mantemach
Graphic Designer



Mike Martin
Safety Officer



Bre Mathews
Purchasing
Coordinator



Justin Matthews
Front of House



Greg Mays
BucVision
Content Manager



Ricky McEwen
Premium Account
Executive



Kristen McMahan
Payroll Manager



Kim Michal
Senior Human
Resources
Generalist



Alex Morgan
Events &
Entertainment
Manager



Drew Morris
Graphic Designer



Mark Mueller
Account
Executive -
Orlando



Marvin Oliva
Email Marketing
Coordinator



Zach Orth
Team Operations
Coordinator



Evita Ortiz
Graphic Designer



Laura Padgett
Executive
Assistant



Bree Parker
Recruiting &
Training Manager



Carly Pehanich
Partnership
Marketing
Manager



Caitlin Peterson
BucVision
Content Producer



Casey Phillips
Team Reporter



Rex Polkinghorne
Executive
Assistant to the
Owner



Steve Radomsky
Assistant
Controller



Joel Ringenberg
Guest & Member
Relations
Associate

BUCCANEERS STAFF



Luis Rivera
Guest & Member
Relations
Associate



David Roberts
Maintenance
Technician



Brian Rocha
A/V Engineer



Daniel Roy
Venue Technology
Manager



Chris Rumore
Maintenance
Manager



Steven Rutkowski
Senior Network
Administrator



Taylor Ryan
Senior Guest &
Member Relations
Associate



**Jean-Christophe
Setin**
Executive Chef



**David
Sharpsteen**
Graphic Designer



Scott Smith
Senior Writer



Tyler Smith
Staff Accountant



Francis Spencer
Premium Club
Member Relations
Associate



Joey Street
Senior Staff
Accountant



Rachel Taback
Guest & Member
Relations
Associate



Jason Turner
Production
Manager



Stuart Vagner
Premium Account
Executive



Carmen Vitali
Staff Writer



Josh Warner
Producer



Skylar Whitman
Account
Executive



Courtney Williams
Senior Luxury
Suite Manager



Susan Wysocki
Guest & Member
Relations
Coordinator



Demery Zachery
Cheerleading
Coordinator



Kyle Zedaker
Team
Photographer

FRONT OFFICE

PLAYERS

2019 REVIEW

HISTORY

RECORDS

SIDELINES

2020 STAFF DIRECTORY

OWNERSHIP

Owner/ Co-Chairman.....	Bryan Glazer
Owner/ Co-Chairman.....	Joel Glazer
Owner/Co-Chairman.....	Edward Glazer
Owner/President Tampa Bay Buccaneers Foundation & Glazer Vision Foundation.....	Darclie Glazer Kasewitz

FRONT OFFICE

General Manager	Jason Licht
Chief Operating Officer.....	Brian Ford
Director of New Business Development	Matt Kaiser
Director of Business Administration.....	Caleb Quid
Business Administration Manager	Zach Lumley
Executive Assistant to the Owner	Kerri Davis
Executive Assistant to the Owner	Tray Huffman
Executive Assistant to the Owner	Jennifer O'Brien
Executive Assistant to the Owner	Rex Polkinghorne
Executive Assistant to the Chief Operating Officer.....	Eileen Crawford

COACHING STAFF

Head Coach	Bruce Arians
Assistant Head Coach/Run Game Coordinator	Harold Goodwin
Offensive Coordinator	Byron Leftwich
Defensive Coordinator.....	Todd Bowles
Special Teams Coordinator	Keith Armstrong
Defensive Quality Control.....	Tim Atkins
Specialists.....	Chris Boniol
Inside Linebackers	Mike Caldwell
Assistant to the Head Coach	Mike Chiurco
Quarterbacks.....	Clyde Christensen
Tight Ends	Rick Christophel
Outside Linebackers.....	Larry Foote
Wide Receivers	Kevin Garver
Offensive Line.....	Joe Gilbert
Defensive/Special Teams Assistant.....	Cody Grimm
Assistant Defensive Line.....	Lori Locust
Running Backs	Todd McNair
Offensive Assistant	Antwaan Randel El
Safeties	Nick Rapone
Defensive Line	Kacy Rodgers
Cornerbacks.....	Kevin Ross
Defensive/Special Teams Assistant.....	Keith Tandy
Offensive Quality Control.....	John Van Dam

FOOTBALL ADMINISTRATION

Director of College Scouting	Mike Bieh
Director of Football Research.....	Jacqueline Davidson
Director of Football Technology	Spencer Dille
Director of Football Administration.....	Mike Greenberg
Director of Pro Scouting	Rob McCartney
Director of Player Development.....	Duke Preston
Director of Football Operations	Shelton Quarles
Director of Player Personnel.....	John Spytek
Director of Team Security	Andres Trescastro
Senior National Scout.....	Byron Kiefer
National Scout	Andy Speyer
Pro Scout	Shane Scannell
Pro Scout	Alex Smith
College Scout.....	Donovan Cotton
College Scout.....	Andre Forde
College Scout.....	Tony Hardie
College Scout.....	Tony Kinkela
College Scout.....	Antwon Murray
NFS/Combine Scout	Brian McLaughlin
Scouting Coordinator	Cesar Rivera
Scouting Assistant.....	Sean Conley
Scouting Assistant.....	Will Edmunds
Scouting Assistant.....	Carly Helfand
Scouting Assistant.....	Zach Smith
Football Technology Assistant	Joseph Larwa

EQUIPMENT

Equipment Director	Brad Berlin
Equipment Manager	Mike Myrick
Assistant Equipment Manager	Nelson Candelario
Assistant Equipment Manager	Alec Wargo

2020 STAFF DIRECTORY

ATHLETE PERFORMANCE

Director of Athlete Performance	Dr. Greg Skaggs
Head Strength & Conditioning Coach	Anthony Piroli
Assistant Strength & Conditioning Coach	Cory Bichey
Assistant Strength & Conditioning Coach/Physical Therapist	Maral Javadifar
Assistant Strength & Conditioning Coach	Roger Kingdom
Assistant Strength & Conditioning Coach	Chad Wade
Director of Performance Science	David Hamilton
Assistant Director of Performance Science	Jordan Dudas
Director of Performance Nutrition	Stephanie Kolloff-O'Neill
Head Athletic Trainer	Bobby Slater
Assistant Athletic Trainer	John Ames
Assistant Athletic Trainer	Scott DeGraff
Assistant Athletic Trainer/Physical Therapist	Pete Ruby

TEAM DOCTORS

Head Orthopedic Surgeon	Dr. Barry Craythorne
Orthopedic Surgeon	Dr. Brian Dombey
Orthopedic Surgeon (Foot & Ankle)	Dr. Sean Lannon
Orthopedic Surgeon	Dr. Dan Murphy
Head Team Physician - Primary Care	Dr. Byron Moran
Primary Care	Dr. Fred Brennan
Primary Care	Dr. Eric Coris

VIDEO

Video Director	Brett Greene
Assistant Video Director	Matt Taylor
Video Coordinator	Justin Camp
Video Assistant	Levi Lewis

ATHLETIC FIELDS & GROUNDS

Director of Athletic Fields & Grounds	Rob Julian
Assistant Groundskeeper	Daniel Battles
Assistant Groundskeeper	Andrew Kinch

ACCOUNTING

Chief Financial Officer	Joe Fada
Director of Accounting/Controller	Chris Denner
Assistant Controller	Steve Radomsky
Senior Staff Accountant	Mario Canal
Senior Staff Accountant	Joey Street
Project Accountant	Jacquelyn Li
Staff Accountant	Tyler Smith
Payroll Manager	Kristen McMahan
Accounts Payable Coordinator	Sue Finzer
Purchasing Manager	Vince Cesario Jr.
Purchasing Coordinator	Bre Mathews
Director of Ticket Operations	Amy Weber
Ticket Operations Manager	Matt Caraballo
Ticket Operations Coordinator	Zoe Federbusch
Ticket Operations Coordinator	Allison Peters

CHEERLEADING

Senior Cheerleading Manager	Tara Battatio
Cheerleading Coordinator	Demery Zachery

COMMUNITY RELATIONS

Director of Community Relations	Steve Fidura
Senior Manager of Community Public Relations	Allen Barrett
Senior Player Relations Manager	Sarah Evans
Senior Coordinator, Youth Relations	Zak Zumbiel
Community Relations Operations Coordinator	Gabriella Thompson

CORPORATE PARTNERSHIPS

Director of Corporate Partnership Development	Adam Smith
Senior Partnership Development Manager	Casey Cole
Senior Partnership Development Manager	Brian Rooney
Partnership Development Manager	Justin Coppola
Senior Partnership Development Coordinator	Taylor Horton
Director of Corporate Partnership Marketing	Marc Budine
Senior Partnership Marketing Manager	Alison Holme
Partnership Marketing Manager	Carly Pehanich
Partnership Marketing Coordinator	Stephanie Juergens
Corporate Partnership Coordinator	Katherine Ross

COMMUNICATIONS

Vice President of Communications	Nelson Luis
Director of Communications	Michael Pehanich
Senior Communications Manager	Chris King
Communications Coordinator	Danielle Burns
Communications Coordinator	Andrew Holman

FRONT OFFICE

PLAYERS

2019 REVIEW

HISTORY

RECORDS

SIDELINES

2020 STAFF DIRECTORY

DIGITAL & MEDIA

Vice President of Digital and Media	Christi Bedan
Director of Broadcast Operations	Jeff Ryan
Senior Writer	Scott Smith
Staff Writer	Carmen Vitali
Team Reporter	Casey Phillips
Team Photographer	Tori Richman
Team Photographer	Kyle Zedaker
Digital Operations Manager	Max Brodsky
Digital and Social Content Manager	Joey Nelson
Production Manager	Jason Turner
Production Supervisor	Stephen Lynch
Producer	Daniel Beeck
Producer	Abigail Durner
Producer	Jake Horan
Producer	Josh Warner
Social Media Coordinator	Jill Beckman

EVENTS & ENTERTAINMENT

Director of Events & Entertainment	Jim Mackes
Senior BucVision Producer	Mike Dewsnap
BucVision Content Manager	Greg Mays
BucVision Content Producer	Caitlin Peterson
Senior Events Manager	Bruce Cohn
Events Manager	Samantha Chalstrom
Events & Entertainment Manager	Alex Morgan
Events & Entertainment Coordinator	Zac Fadullon
Events & Entertainment Coordinator	Danielle Funari
Events & Entertainment Coordinator	Kavanagh Malanchuk

FACILITIES

Director of Facilities	Bill Burch
Senior Facilities Manager	Jim LeRoy
Maintenance Manager	Chris Rumore
Maintenance Technician	Stephen Daily
Maintenance Technician	David Roberts
Shipping & Receiving Technician	Daniel Leddy

FOOD & BEVERAGE

Executive Chef	Christophe Setin
Sous Chef	Danielle Higgins
Front of House Supervisor	Kyle Gilliam
Front of House	Justin Matthews
Front of House	Tara Orr
Back of House	Cuc Do
Back of House	Dunghoa Dong
Back of House	Emily Edwards
Back of House	Adela Fernandez
Back of House	Derita Fisher
Back of House	Emersis Moreno
Vice President of Concessions & Retail Services	Martin Thorson

GUEST & MEMBER RELATIONS

Vice President of Guest & Member Relations	Chris Cook
Director of Luxury Suite Services	Lauren Compton
Director of Guest & Member Relations Operations	Nellie Fidura
Senior Luxury Suite Manager	Courtney Williams
Guest & Member Relations Manager	Courtney Grovatt
Guest & Member Relations Manager	Mark Johnson
Member Relations Supervisor	Jim Carroll
Premium Club Member Relations Supervisor	Brittany Cesario
Premium Club Member Relations Supervisor	Danielle Oppman
Guest & Member Relations Coordinator	Jordan Bender
Guest & Member Relations Coordinator	Susan Wysocki
Senior Premium Club Member Relations Associate	Bill Eagan
Senior Guest & Member Relations Associate	Taylor Ryan
Guest & Member Relations Associate	Rachel Fields
Premium Club Member Relations Associate	Chris Forte
Premium Club Member Relations Associate	Francis Spencer
Guest & Member Relations Associate	Aubrey Grier
Guest & Member Relations Associate	Chris Grimm
Guest & Member Relations Associate	Jessica Lamothe
Guest & Member Relations Associate	Allie Lewis
Guest & Member Relations Associate	Tamara Lobianco
Guest & Member Relations Associate	Luis Rivera
Guest & Member Relations Associate	Joel Ringenberg
Guest & Member Relations Associate	Rachel Taback
Guest & Member Relations Associate	Courtney Young

2020 STAFF DIRECTORY

INFORMATION TECHNOLOGY

Director of Information Technology	Sam Hart
Systems Administrator	Alex Bohne
Network Engineer/Information Security	Joey Jones
A/V Engineer	Brian Rocha
Venue Technology Manager	Dan Roy
Senior Network Administrator	Stephen Rutkowski

HUMAN RESOURCES, LEGAL & FACILITY SECURITY

Chief Legal Counsel	Dan Malasky
Vice President of Human Resources	Kristin Hamwey
Senior Human Resources Generalist	Kimberly Michal
Senior Player Benefits & Alumni Program Manager	Jill Hobbs
Recruiting & Training Manager	Bree Parker
Receptionist	Samantha Crawford
Receptionist	Bernice Griffin
Legal Counsel	Emily Lekahal
Contracts Coordinator	Kimberley Beattie
Director of Facility Security	Tom Rowan
Safety Officer	Randy Breece
Safety Officer	Mike Martin

MARKETING

Chief Corporate Development and Brand Officer	Atul Khosla
Vice President of Marketing, Events & Entertainment	Nikki Donofrio
Director of Marketing & Brand Strategy	Carey Cox
Creative Director	Steve Vollmer
Senior Manager of Insights & Strategy	John Breedlove
Marketing & Brand Manager	Harrison Kirschbaum
Email Marketing Coordinator	Marvin Oliva
Marketing Coordinator	Tiffany Hubert
Business Analyst	Jill Gerding
Business Analyst	Carissa Vance
Copywriter	Nick John
Graphic Designer	Jake Manternach
Graphic Designer	Drew Morris
Graphic Designer	Evita Ortiz
Graphic Designer	David Sharpsteen
Executive Assistant	Laura Padgett

SALES

Chief Ticketing Officer	Ben Milsom
Vice President of Ticket Sales	Deno Anagnost
Vice President of Group Sales	Amy Taylor
Director of Luxury Sales	Bobby Carney
Director of Sales	Michael Vanduyun
Sales Manager	Kris Dolen
Senior Sales Manager - Orlando	Luke Burket
Sales Manager - Sarasota	Dave Leutwyler
Sales & GMR Assistant	Dianna Garcia
Luxury Suite Sales Executive	Rod Gaerlan
Luxury Suite Sales Executive	Trent Gerhart
Luxury Suite Sales Executive	John Hetrick
Senior Premium Account Executive	Brandon Golden
Premium Account Executive	Devin Cramer
Premium Account Executive	Adam Felix
Premium Account Executive	Drew Foster
Premium Account Executive	Justin Jackson
Premium Account Executive	Chloe Laniado
Premium Account Executive	Ricky McEwen
Premium Account Executive	Stuart Vagnier
Account Executive	Michael Castronuovo
Account Executive	Brooke Dubler
Account Executive	Jayme Floyd
Account Executive	Ryan Halter
Account Executive	Damon Lange
Account Executive	Skylar Whitman
Account Executive - Sarasota	Billy Bunting
Account Executive - Sarasota	Dana Decherico
Account Executive - Sarasota	Ashley Ljesevic
Account Executive - Sarasota	Bryson Walker
Account Executive - Orlando	Hannah Boozan
Account Executive - Orlando	Keaton Kovacs
Account Executive - Orlando	Mark Mueller
Account Executive - Orlando	Ryan Sweet

TEAM OPERATIONS

Director of Team Operations	Tim Jarocki
Team Operations Coordinator	Zach Orth

FRONT OFFICE

PLAYERS

2019 REVIEW

HISTORY

RECORDS

SIDELINES

PLAYERS

PLAYERS

PLAYERS

PLAYERS

PLAYERS

#26 ANDREW ADAMS

SAFETY
HT: 5-11 **WT:** 204

DOB: 10/28/92

NFL: 5TH YEAR

ACQ: FA, 2018

COLLEGE: CONNECTICUT


ACQUIRED BY BUCS:

- X Signed by Tampa Bay as a free agent on September 10, 2019.

ORIGINALLY ENTERED NFL:

- X Originally entered the league as a college free agent with the New York Giants on May 6, 2016.

CAREER HIGHLIGHTS:

- X Spent time with the New York Giants from 2016-17 and with the Detroit Lions during the 2019 offseason.
- X Has played in 57 games, with 32 starts, totaling 154 tackles, six interceptions, 19 passes defended, two forced fumbles, and one fumble recovery, while adding seven special teams tackles.
- X Tied a Buccaneers record with three interceptions in a win vs. Carolina (12/2/18). Became the third Tampa Bay player (four times) to record three interceptions in one game and only the second NFL player in seven seasons to do so.
- X Notched first career forced fumble at San Francisco (11/12/17).
- X Tallied a career-high in tackles (nine) vs. Philadelphia (11/6/16), while also recording his first career interception.
- X Recovered first career fumble against Baltimore (10/16/16).
- X Made first career start at Minnesota (10/3/16).

- X Made NFL debut against Washington (9/25/16).

2019 HIGHLIGHTS:

- X Played in 14 games, starting the last 11, and recorded 45 tackles, including three for loss, one forced fumble, one interception and three passes defended. Also added one special teams tackle.
- X Spent the 2019 offseason with the Detroit Lions.
- X Inactive at Carolina (9/12).
- X Made season debut playing on special teams, recording one tackle, vs. New York Giants (9/22).
- X Played on special teams in win at Los Angeles Rams (9/29).
- X Played in a reserve role at New Orleans (10/6).
- X Made first start of season vs. Carolina (10/13) and recorded five tackles, including one for loss.
- X Started at Tennessee (10/27), recording five tackles, one forced fumble (recovered by Buccaneers) and one pass defended.
- X Collected five tackles in start at Seattle (11/3).
- X Registered three tackles in start vs. Arizona (11/10).
- X Notched seven tackles in start vs. New Orleans (11/17).
- X Recorded five tackles and one pass defended in win at Atlanta (11/24).

MOST INTERCEPTIONS IN A SINGLE GAME (TEAM HISTORY)

Name	Date-Opponent	INT
S Andrew Adams	12/2/18 vs. Carolina	3
CB Ronde Barber	12/23/02 vs. New Orleans	3
CB Ronde Barber	12/4/05 at New Orleans	3
CB Aqib Talib	10/4/09 at Washington	3

- X Made one tackle in win at Jacksonville (12/1).
- X Tallied four tackles, including one for loss, in win vs. Indianapolis (12/8).
- X Posted his first interception of the season in win at Detroit (12/15).
- X Registered two tackles vs. Houston (12/21).

- X Collected seven tackles, including one for loss, vs. Atlanta (12/29).

COLLEGE/PERSONAL:

- X Played in 44 games with 33 starts at Connecticut, totaling 263 tackles, 15 passes defended and nine interceptions.
- X A native of Fayetteville, Georgia, he played at Woodward Academy in College Park, Georgia.

ADAMS' CAREER STATISTICS

Year	Team	Tackles						INT				Fumbles			ST Tackles				
		GP	GS	T	S	A	Sk	Yds	No	Yds	Lg	TD	PD	FF	FR	Yds	T	S	A
2016	N.Y. Giants	14	13	45	31	14	0.0	0.0	1	19	19	0	5	1	0	0	1	0	1
2017	N.Y. Giants	16	4	28	28	0	0.0	0.0	0	0	0	0	2	0	0	0	6	6	0
2018	Tampa Bay	13	4	36	27	9	0.0	0.0	4	34	16	0	9	0	0	0	2	2	0
2019	Tampa Bay	14	11	45	41	4	0.0	0.0	1	21	21	0	3	1	0	0	1	0	1
NFL Totals		57	32	154	127	27	0.0	0.0	6	74	21	0	19	2	0	0	10	8	2

PLAYOFFS

Year	Team	Tackles						INT				Fumbles			ST Tackles				
		GP	GS	T	S	A	Sk	Yds	No	Yds	Lg	TD	PD	FF	FR	Yds	T	S	A
2016	N.Y. Giants	1	0	0	0	0	0	0	0	0	0	0	0	0	0	0	0	0	0
Postseason		1	0	0	0	0	0	0	0	0	0	0	0	0	0	0	0	0	0

ADAMS' GAME-BY-GAME STATISTICS

2019

DATE	OPP	TACKLES						INTERCEPTIONS				FUMBLES			ST TACKLES				
		T	S	A	TFL	SK	YDS	QH	NO	YDS	LG	TD	PD	FF	FR	YDS	T	S	A
Sept. 8	SF	Not With Team																	
Sept. 12	@CAR	Inactive																	
Sept. 22	NYG	0	0	0	0	0.0	0.0	0	0	0	0	0	0	0	0	0	1	0	1
Sept. 29	@LAR	0	0	0	0	0.0	0.0	0	0	0	0	0	0	0	0	0	0	0	0
Oct. 6	@NO	0	0	0	0	0.0	0.0	0	0	0	0	0	0	0	0	0	0	0	0
Oct. 13	CAR	5	5	0	1	0.0	0.0	0	0	0	0	0	0	0	0	0	0	0	0
Oct. 27	@TEN	5	4	1	0	0.0	0.0	0	0	0	0	0	1	1	0	0	0	0	0
Nov. 3	@SEA	5	5	0	0	0.0	0.0	0	0	0	0	0	0	0	0	0	0	0	0
Nov. 10	ARI	3	3	0	0	0.0	0.0	0	0	0	0	0	0	0	0	0	0	0	0
Nov. 17	NO	7	7	0	0	0.0	0.0	0	0	0	0	0	0	0	0	0	0	0	0
Nov. 24	@ATL	5	5	0	0	0.0	0.0	0	0	0	0	1	0	0	0	0	0	0	0
Dec. 1	@JAC	1	1	0	0	0.0	0.0	0	0	0	0	0	0	0	0	0	0	0	0
Dec. 8	IND	4	4	0	1	0.0	0.0	0	0	0	0	0	0	0	0	0	0	0	0
Dec. 15	@DET	1	1	0	0	0.0	0.0	0	1	21	21	0	1	0	0	0	0	0	0
Dec. 21	HOU	2	2	0	0	0.0	0.0	0	0	0	0	0	0	0	0	0	0	0	0
Dec. 29	ATL	7	4	3	1	0.0	0.0	0	0	0	0	0	0	0	0	0	0	0	0
TOTALS		45	41	4	2	0.0	0.0	0	1	21	21	0	3	1	0	0	1	0	1

2018

DATE	OPP	TACKLES						INTERCEPTIONS				FUMBLES			ST TACKLES					
		T	S	A	TFL	SK	YDS	QH	NO	YDS	LG	TD	PD	FF	FR	YDS	T	S	A	
Sept. 9	@NO								Not With Team											
Sept. 16	PHI								Not With Team											
Sept. 24	PIT								Not With Team											
Sept. 30	@CHI	0	0	0	0	0.0	0.0	0	0	0	0	0	0	0	0	0	1	1	0	
Oct. 14	@ATL	0	0	0	0	0.0	0.0	0	0	0	0	0	0	0	0	0	0	0	0	
Oct. 21	CLE	0	0	0	0	0.0	0.0	0	0	0	0	0	0	0	0	0	0	0	0	
Oct. 28	@CIN	3	2	1	0	0.0	0.0	0	0	0	0	0	0	1	0	0	0	0	0	
Nov. 4	@CAR	1	1	0	0	0.0	0.0	0	0	0	0	0	0	0	0	0	0	0	0	
Nov. 11	WAS	4	4	0	0	0.0	0.0	0	0	0	0	0	0	1	0	0	0	1	1	0
Nov. 18	@NYG	3	1	2	0	0.0	0.0	0	0	0	0	0	0	0	0	0	0	0	0	0
Nov. 25	SF	1	0	1	0	0.0	0.0	0	0	0	0	0	0	1	0	0	0	0	0	0
Dec. 2	CAR	1	1	0	0	0.0	0.0	0	3	21	16	0	3	0	0	0	0	0	0	0
Dec. 9	NO	5	4	1	0	0.0	0.0	0	0	0	0	0	0	0	0	0	0	0	0	0
Dec. 16	@BAL	7	6	1	0	0.0	0.0	0	0	0	0	0	0	1	0	0	0	0	0	0
Dec. 23	@DAL	7	5	2	0	0.0	0.0	1	0	0	0	0	0	0	0	0	0	0	0	0
Dec. 30	ATL	4	3	1	0	0.0	0.0	0	1	13	13	0	2	0	0	0	0	0	0	0
TOTALS		36	27	9	0	0.0	0.0	1	4	34	16	0	9	0	0	0	2	2	0	

2017 (W/N.Y. GIANTS)

DATE	OPP	TACKLES						INTERCEPTIONS				FUMBLES			ST TACKLES					
		T	S	A	TFL	SK	YDS	QH	NO	YDS	LG	TD	PD	FF	FR	YDS	T	S	A	
Sept. 10	@DAL	0	0	0	0	0	0	0	0	0	0	0	0	0	0	0	0	0	0	0
Sept. 18	DET	0	0	0	0	0	0	0	0	0	0	0	0	0	0	0	0	0	0	0
Sept. 24	@PHI	0	0	0	0	0	0	0	0	0	0	0	0	0	0	0	1	1	0	0
Oct. 1	@TB	0	0	0	0	0	0	0	0	0	0	0	0	0	0	0	0	0	0	0
Oct. 8	LAC	0	0	0	0	0	0	0	0	0	0	0	0	0	0	0	0	0	0	0
Oct. 15	@DEN	0	0	0	0	0	0	0	0	0	0	0	0	0	0	0	0	0	0	0
Oct. 22	SEA	0	0	0	0	0	0	0	0	0	0	0	0	0	0	0	1	1	0	0
Nov. 5	LAR	2	2	0	0	0	0	0	0	0	0	0	0	0	0	0	1	1	0	0
Nov. 12	@SF	2	2	0	0	0	0	0	0	0	0	0	1	1	0	0	0	0	0	0
Nov. 19	KC	5	5	0	0	0	0	0	0	0	0	0	0	0	0	0	0	0	0	0
Nov. 23	@WAS	2	2	0	0	0	0	0	0	0	0	0	0	0	0	0	0	0	0	0
Dec. 3	@OAK	0	0	0	0	0	0	0	0	0	0	0	0	0	0	0	0	0	0	0
Dec. 10	DAL	0	0	0	0	0	0	0	0	0	0	0	0	0	0	0	0	0	0	0
Dec. 17	PHI	6	6	0	0	0	0	0	0	0	0	0	0	0	0	0	0	0	0	0
Dec. 24	@ARI	5	5	0	0	0	0	0	0	0	0	0	0	0	0	0	0	0	0	0
Dec. 31	WAS	6	6	0	1	0	0	1	0	0	0	0	1	0	0	0	1	1	0	0
TOTALS		28	28	0	1	0.0	0.0	1	0	0	0	0	2	1	0	0	4	4	0	

2016 (W/N.Y. GIANTS)

DATE	OPP	TACKLES						INTERCEPTIONS				FUMBLES			ST TACKLES					
		T	S	A	TFL	SK	YDS	QH	NO	YDS	LG	TD	PD	FF	FR	YDS	T	S	A	
Sept. 11	@DAL								N.Y. Giants Practice Squad											
Sept. 18	NO								N.Y. Giants Practice Squad											
Sept. 25	WAS	0	0	0	0	0	0	0	0	0	0	0	0	0	0	0	1	0	1	0
Oct. 3	@MIN	6	2	4	0	0	0	0	0	0	0	0	1	0	0	0	0	0	0	0
Oct. 9	@GB	5	3	2	0	0	0	0	0	0	0	0	1	0	0	0	0	0	0	0
Oct. 16	BAL	4	2	2	0	0	0	1	0	0	0	0	0	0	0	0	0	0	0	0
Oct. 23	@LAR	4	4	0	0	0	0	0	0	0	0	0	0	0	0	0	0	0	0	0
Nov. 6	PHI	9	9	0	0	0	0	0	1	19	19	0	2	0	0	0	0	0	0	0
Nov. 14	CIN	1	0	1	0	0	0	0	0	0	0	0	0	0	0	0	0	0	0	0
Nov. 20	CHI	3	0	3	0	0	0	0	0	0	0	0	0	0	0	0	0	0	0	0
Nov. 27	@CLE	1	1	0	0	0	0	0	0	0	0	0	1	0	0	0	0	0	0	0
Dec. 4	@PIT	4	3	1	0	0	0	0	0	0	0	0	0	0	0	0	0	0	0	0
Dec. 11	DAL	3	3	0	0	0	0	0	0	0	0	0	0	0	0	0	0	0	0	0
Dec. 18	DET	3	3	0	0	0	0	0	0	0	0	0	0	0	0	0	0	0	0	0
Dec. 22	@PHI	1	1	0	1	0	0	0	0	0	0	0	0	0	0	0	0	0	0	0
Jan. 1	@WAS	1	0	1	0	0	0	0	0	0	0	0	0	0	0	0	0	0	0	0
TOTALS		45	31	14	1	0.0	0.0	1	1	19	19	0	5	0	0	0	1	0	1	
PLAYOFFS																				
Jan. 3	@CAR	0	0	0	0	0	0	0	0	0	0	0	0	0	0	0	0	0	0	0
TOTALS		0	0	0	0	0	0	0	0	0	0	0	0	0	0	0	0	0	0	0

#82

ANTONY AUCLAIR

TIGHT END
HT: 6-6 **WT:** 256
DOB: 5/28/93
NFL: 4TH YEAR
ACQ: FA, 2017
COLLEGE: LAVAL



ACQUIRED BY BUCS:

- X Signed by Tampa Bay as a college free agent on May 1, 2017.

CAREER HIGHLIGHTS:

- X Has played in 32 career games, with 18 starts, catching 10 passes for 84 yards.
- X Caught first career pass at Green Bay (12/3/17).
- X Made first career start at Atlanta (11/26/17)
- X Made NFL debut on Thursday Night Football against New England (10/5/17).

2019 HIGHLIGHTS:

- X Played in reserve against San Francisco (9/8).
- X Registered two special teams tackles on Thursday Night Football at Carolina (9/12).
- X Played in a reserve role against N.Y. Giants (9/22), with the team totaling 499 yards, including 144 rushing yards.
- X Started at L.A. Rams (9/29).
- X Recorded a special teams tackle at New Orleans (10/6).
- X Played in a reserve role against Carolina at Tottenham Hotspur Stadium in London (10/13).
- X Started at Tennessee (10/27).
- X Started at Seattle (11/3), catching an 11-yard pass on a Tampa Bay scoring drive.
- X Placed on Injured Reserve on November 6.

COLLEGE:

- X Played in 32 games at Laval (2013-16), recording 55 receptions, 769 yards receiving and four touchdowns.

- X Named Équipe D'Étoiles Offensive in back-to-back seasons (2015-16) by RSEQ.
- X Notched 17 receptions for 229 yards and two touchdowns in eight games played in his final season (2016).
- X Registered 15 receptions for 185 yards as a junior (2015).
- X Hauled in 20 catches for 336 yards receiving and one touchdown as a sophomore (2014).
- X Contributed three receptions for 19 yards and one touchdown in his debut season (2013).
- X Majored in sports intervention.

PERSONAL:

- X Attended Champlain Regional College-Lennoxville (Sherbrooke, Quebec).
- X Born Antony Auclair on May 28, 1993 in Notre-Dame-des-Pins, Quebec.

COMMUNITY:

- X In December 2017, visited Lopez Elementary School in Seffner to present a \$10,000 Fuel Up to Play 60 Hometown Grant, an initiative developed by the NFL to provide grants to support physical activity and nutrition programs in school districts.
- X In December 2017, visited patients battling illness at All Children's Hospital in St. Petersburg to raise their spirits during the holidays.
- X In June 2017, toured MacDill Air Force Base to greet military servicemen and servicewomen and learn about the important role that the base plays in the Tampa community and beyond.
- X In June 2017, went go-karting with first-year members from Tampa Fire Rescue.

AUCLAIR'S CAREER STATISTICS

Year	Team	GP	GS	Receiving				Rushing					
				No	Yds	Avg	Lg	TD	Att	Yds	Avg	Lg	TD
2017	Tampa Bay	8	3	2	25	12.5	14	0	0	0	-	-	0
2018	Tampa Bay	16	10	7	48	6.9	12	0	0	0	-	-	0
2019	Tampa Bay	8	5	1	11	11.0	11	0	0	0	-	-	0
NFL Totals		32	18	10	84	8.4	14	0	0	0	-	-	0

ADDITIONAL STATS

ST Tackles: 6 - 3 in 2019; 1 in 2018;
2 in 2017

Forced Fumbles: 1 - 1 in 2018

#61 ZACK BAILEY

GUARD

HT: 6-5 WT: 299

DOB: 11/8/95

NFL: 2ND YEAR

ACQ: FA, 2019

COLLEGE: SOUTH CAROLINA



ACQUIRED BY BUCS:

- X Signed by Tampa Bay as a college free agent on May 10, 2019.

2019 HIGHLIGHTS:

- X Inactive Weeks 1-5.
- X Placed on Injured Reserve on October 10.

COLLEGE/PERSONAL:

- X Played in 46 games with 38 starts at South Carolina from 2015-18.
- X Selected as second-team All-SEC by both the AP and the coaches in his senior season (2018).
- X Given the Tenacity Award for the offense by his teammates.
- X Named preseason third-team All-SEC by the coaches entering his junior season (2017).
- X Started all 13 games at left guard as a sophomore (2016) and shared the offense's Tenacity Award as selected by his teammates.

- X Earned SEC All-Freshman honors by the coaches in 2015, appearing in all 12 games with five starts.

- X Majored in criminal justice.

- X One of five finalists for South Carolina's Mr. Football Award as senior at Summerville High School (Summerville, South Carolina).

- X Played in the Shrine Bowl of the Carolinas.

COMMUNITY:

- X In November 2019, Bailey participated in the 13th annual Turkey Time with the O-Line, handing out Thanksgiving meals to those in need.

- X To close out the 2019 season, Bailey helped surprised 30 kids with a shopping spree at Target. Their families also received \$100 gift cards to Publix and TECO paid for their energy bills.

- X In June 2019, rookies participated in Tampa's Police Department Citizen's Academy and visited MacDill's Air Force Base.

#58

SHAQUIL BARRETT

OUTSIDE LINEBACKER

HT: 6-2 WT: 250

DOB: 11/17/92

NFL: 7TH YEAR

ACQ: UFA (DEN), 2019

COLLEGE: COLORADO STATE



FRONT OFFICE

VETERANS

2019 REVIEW

HISTORY

RECORDS

SIDELINES



ACQUIRED BY BUCS:

- X Signed by Tampa Bay on March 18, 2019, as an unrestricted free agent from the Denver Broncos.

ORIGINALLY ENTERED NFL:

- X Originally entered the NFL as a college free agent with the Denver Broncos on May 16, 2014.

AWARDS & ACCOLADES:

- X 2019 AP Second-Team All-Pro
- X 2019 Pro Bowl Selection
- X NFC Defensive Player of the Week (Week 2, 2019).
- X NFC Defensive Player of the Month (September, 2019).

CAREER HIGHLIGHTS:

- X Spent his first five seasons with the Denver Broncos (2014-18)
- X Has played in 77 regular season games, with 31 starts, totaling 192 tackles (44 for loss), 33.5 sacks, 13 forced fumbles, one interception, nine passes defensed and three fumble recoveries. Also has 16 career special teams tackles, two blocked extra points and a blocked punt.
- X Earned first career Pro Bowl selection for the 2019 season when he led the NFL in sacks (19.5) and quarterback hits (37), while ranking second in tackles for loss (19) and third in forced fumbles (6).
- X His 19.5 sacks in 2019 set a Tampa Bay single-season franchise record as he became the first Buccaneer to lead the NFL in sacks.
- X Recorded three games with 3+ sacks, tied for the second-most such games in

- a single season in league history, trailing only Lawrence Taylor's four in 1986.
- X His nine sacks in Weeks 1-4 tied an NFL record for the most through four games of a season. He added three forced fumbles and one interception on his way to being named NFC Defensive Player of the Month for September.
- X Tallied a then-career-high three sacks in Thursday Night Football win at Carolina (9/12/19), a performance which earned him NFC Defensive of Player of the Week.
- X Played in three postseason games in 2015, helping the Denver Broncos win Super Bowl 50.
- X Blocked an extra point against Oakland (9/16/18) and vs. San Diego (10/30/16).
- X Blocked a punt vs. Cincinnati (11/19/17).
- X Made first career start at the Cleveland Browns (10/18/15), recording a career-high nine tackles (three for loss) and a career-high 1.5 sacks, to go along with a forced fumble, a fumble recovery and a pass defensed.
- X Made NFL debut against the Baltimore Ravens (9/13/15).

MOST SACKS - SINGLE SEASON (TEAM HISTORY)

Name	Season	Sacks
1 Shaquil Barrett	2019	19.5
2. Warren Sapp	2000	16.5
3. Simeon Rice	2002	15.5
4. Simeon Rice	2003	15.0
5. Simeon Rice	2005	14.0

2019 HIGHLIGHTS:

- X Earned Pro Bowl selection as outside linebacker.
- X Led the NFL in sacks (19.5) and quarterback hits (37), while ranking second in tackles for loss (19) and third in forced fumbles (6).
- X His 19.5 sacks set a single-season franchise record as he became the first Buccaneer to lead the NFL in sacks.
- X Recorded three games with 3+ sacks, tied for the second-most such games in a single season in league history, trailing only Lawrence Taylor's four in 1986.
- X Also totaled 58 tackles, one interception and two passes defended.
- X His nine sacks in Weeks 1-4 tied an NFL record for the most through four games of a season. He added three forced fumbles and one interception on his way to being named NFC Defensive Player of the Month for September.
- X Started season opener and Buccaneers debut vs. San Francisco (9/8) and recorded a sack among his four tackles.
- X Tallied a career-high three sacks in Thursday Night Football win at Carolina (9/12). In doing so, became second Buccaneers player (since at least 1991) to record three sacks in a single quarter, joining Simeon Rice (12/1/02).
- X Set a new career high and tied a franchise record with four sacks vs. New York Giants (9/22), while adding two forced fumbles, both recovered by the Buccaneers, and eight tackles. Became the first Tampa Bay player to record 3+ sacks in consecutive games. First NFL player since Aaron Donald in Week 7 of 2018 to record four sacks in a game.
- X Recorded first career interception (Jared Goff) and recorded one sack, while forcing a fumble, which was recovered by the Buccaneers and returned for a touchdown to seal win at Los Angeles Rams (9/29).
- X Posted two tackles at New Orleans (10/6).
- X Logged one tackle vs. Carolina (10/13).

- X Contributed four tackles, including two for loss, one sack and one forced fumble at Tennessee (10/27).
- X Notched a half-sack, one tackle, and two quarterback hits at Seattle (11/3).
- X Registered a sack of Kyler Murray as part of his three tackles and two tackles for loss in win vs. Arizona (11/10).
- X Tallied a sack-fumble of Matt Ryan as part of his four tackles in win at Atlanta (11/24).
- X Collected two sacks, three tackles, four quarterback hits, and one forced fumble, which was returned by the Buccaneers for a touchdown, in win at Jacksonville (12/1).
- X Posted one sack among his seven tackles, including two for loss, and three quarterback hits in win vs. Indianapolis (12/8).
- X Recorded a sack of David Blough in win at Detroit (12/15) to give him 16.5 on the season, tying a Buccaneers single-season franchise record.
- X Logged two tackles and one quarterback hit vs. Houston (12/21).

COLLEGE/PERSONAL:

- X Played three seasons for Colorado State (2011-13) after transferring from the University of Nebraska-Omaha.
- X Started 35-of-38 games for CSU, totaling 246 tackles (32.5 for loss), 18.0 sacks, seven forced fumbles, six passes defended, four fumble recoveries, three interceptions (returned 101 yards) and three blocked kicks.
- X Named Mountain West Conference Defensive Player of the Year as a senior in 2013, after posting 12.0 sacks (seventh-most in the NCAA) and 20.5 tackles for loss (tied for the sixth-most in the NCAA).
- X Attended Boys Town High School (Boys Town, Nebraska), earning all-state honors as a defensive lineman and being named Athlete of the Year at Boys Town.
- X Born on November 17, 1992, in Baltimore.

COMMUNITY:

- X For My Cause My Cleats, Barrett chose to support foster care by donating proceeds to the Realities of Children foundation.
- X Barrett participated in the Linebackers Light Up the Holidays event as part of the

2019 holiday season, helping surprise a group of children with a shopping spree at Target.

- X As part of Nurses Appreciation Week, Barrett partnered with Eat Right to donate 100 lunches to nurses at Tampa General Hospital.

**2019 NFL SACK LEADERS**

Name (Team)	Sacks
1. Shaquil Barrett (TB)	19.5
2. Chandler Jones (ARI)	19.0
3. Cameron Jordan (NO)	15.5
4. Danieele Hunter (MIN)	14.5
5. T.J. Watt (PIT)	14.5

2019 NFL TACKLE FOR LOSS LEADERS

Name (Team)	TFL
1. Aaron Donald (LAR)	20
2. Shaquil Barrett (TB)	19
3. Joey Bosa (LAC)	18
4. Za'Darius Smith (GB)	17
5. Nick Bosa (SF)	16
5. Maxx Crosby (OAK)	16
5. Bud Dupree (PIT)	16
5. Dante Fowler (LAR)	16

2019 NFL QB HIT LEADERS

Name (Team)	QBH
1. Shaquil Barrett (TB)	37
1. Za'Darius Smith (GB)	37
3. T.J. Watt (PIT)	36
4. Matt Judon (BAL)	33
3. Joey Bosa (LAC)	31

2019 NFL FORCED FUMBLE LEADERS

Name (Team)	FF
1. T.J. Watt (PIT)	8
2. Chandler Jones (ARI)	8
3. Shaquil Barrett (TB)	6
4. Khalil Mack (CHI)	5
5. 10 Tied	

BARRETT'S CAREER STATISTICS

Year	Team	GP	GS	Tackles			Sk	Yds	INT				Fumbles			ST Tackles			
				T	S	A			No	Yds	Lg	TD	PD	FF	FR	Yds	T	S	A
2015	Denver	16	6	41	28	13	5.5	39.0	0	0	0	0	4	4	2	0	8	6	2
2016	Denver	16	0	31	20	11	1.5	14.5	0	0	0	0	2	1	0	0	5	3	2
2017	Denver	16	9	36	30	6	4.0	19.0	0	0	0	0	2	1	0	0	2	2	0
2018	Denver	13	0	26	20	6	3.0	38.0	0	0	0	0	1	0	0	0	1	1	0
2019	Tampa Bay	16	16	58	45	13	19.5	138.5	1	4	4	0	2	6	0	0	0	0	0
NFL Totals		77	31	192	143	49	33.5	249	1	4	4	0	9	13	3	0	16	12	4

PLAYOFFS

Year	Team	GP	GS	Tackles			Sk	Yds	INT				Fumbles			ST Tackles			
				T	S	A			No	Yds	Lg	TD	PD	FF	FR	Yds	T	S	A
2015	Denver	3	0	2	0	2	0	0	0	0	0	0	0	0	0	0	1	1	0
Postseason		3	0	2	0	2	0	0	0	0	0	0	0	0	0	0	1	1	0

SINGLE-GAME HIGHS

Tackles: 9, at Cleveland, 10/18/15 (w/Denver)

Sacks: 4.0, vs. N.Y. Giants, 9/22/18

Interceptions: 1, at L.A. Rams, 9/29/19

Passes Defended: 2, at L.A. Rams, 9/29/19

Forced Fumbles: 2, vs. N.Y. Giants, 9/22/18

Fumble Recoveries: 1, three times, last at Oakland, 11/26/17 (w/Denver)

BARRETT'S GAME-BY-GAME STATISTICS

2019

DATE	OPP	TACKLES							INTERCEPTIONS				FUMBLES			ST TACKLES			
		T	S	A	TFL	SK	YDS	QH	NO	YDS	LG	TD	PD	FF	FR	YDS	T	S	A
Sept. 8	SF	5	3	2	1	1.0	8.0	1	0	0	0	0	0	0	0	0	0	0	0
Sept. 12	@CAR	3	3	0	3	3.0	20.0	4	0	0	0	0	0	0	0	0	0	0	0
Sept. 22	NYG	8	6	2	3	4.0	23.0	4	0	0	0	0	0	2	0	0	0	0	0
Sept. 29	@LAR	4	3	1	0	1.0	17.0	1	1	4	4	0	2	1	0	0	0	0	0
Oct. 6	@NO	2	1	1	0	0.0	0.0	0	0	0	0	0	0	0	0	0	0	0	0
Oct. 13	CAR	1	1	0	0	0.0	0.0	0	0	0	0	0	0	0	0	0	0	0	0
Oct. 27	@TEN	4	4	0	2	1.0	7.0	2	0	0	0	0	0	1	0	0	0	0	0
Nov. 3	@SEA	1	0	1	0	0.5	3.5	2	0	0	0	0	0	0	0	0	0	0	0
Nov. 10	ARI	3	3	0	2	1.0	5.0	2	0	0	0	0	0	0	0	0	0	0	0
Nov. 17	NO	0	0	0	0	0.0	0.0	1	0	0	0	0	0	0	0	0	0	0	0
Nov. 24	@ATL	4	2	2	1	1.0	8.0	5	0	0	0	0	0	1	0	0	0	0	0
Dec. 1	@JAC	3	2	1	1	2.0	17.0	4	0	0	0	0	0	1	0	0	0	0	0
Dec. 8	IND	7	6	1	2	1.0	8.0	3	0	0	0	0	0	0	0	0	0	0	0
Dec. 15	@DET	5	4	1	1	1.0	7.0	2	0	0	0	0	0	0	0	0	0	0	0
Dec. 21	HOU	2	1	1	0	0.0	0.0	1	0	0	0	0	0	0	0	0	0	0	0
Dec. 29	ATL	6	6	0	3	3.0	15.0	5	0	0	0	0	0	0	0	0	0	0	0
TOTALS		58	45	13	19	19.5	138.5	37	1	4	4	0	2	6	0	0	0	0	0

2018 (W/DENVER)

DATE	OPP	TACKLES						INTERCEPTIONS				FUMBLES			ST TACKLES				
		T	S	A	TFL	SK	YDS	QH	NO	YDS	LG	TD	PD	FF	FR	YDS	T	S	A
Sept. 9	SEA	2	2	0	1	1	22	1	0	0	0	0	0	0	0	0	0	0	0
Sept. 16	OAK	3	2	1	0	0	0	0	0	0	0	0	0	0	0	0	0	0	0
Sept. 23	@BAL	4	3	1	1	0	0	0	0	0	0	0	0	0	0	0	0	0	0
Oct. 1	KC	3	2	1	0	0	0	0	0	0	0	0	1	0	0	0	0	0	0
Oct. 7	@NYJ	1	1	0	0	0	0	1	0	0	0	0	0	0	0	0	0	0	0
Oct. 14	LAR	1	1	0	0	0	0	0	0	0	0	0	0	0	0	0	0	0	0
Oct. 18	@ARI	1	1	0	1	1	10	1	0	0	0	0	0	0	0	0	0	0	0
Oct. 28	@KC	2	2	0	1	0	0	2	0	0	0	0	0	0	0	0	2	2	0
Nov. 4	HOU	1	1	0	0	0	0	0	0	0	0	0	0	0	0	0	0	0	0
Nov. 18	@LAC	3	1	2	0	0	0	0	0	0	0	0	0	0	0	0	0	0	0
Nov. 25	PIT	1	1	0	1	1	6	1	0	0	0	0	0	0	0	0	0	0	0
Dec. 2	@CIN								Inactive										
Dec. 9	@SF								Inactive										
Dec. 15	CLE								Inactive										
Dec. 24	@OAK	3	2	1	0	0	0	0	0	0	0	0	0	0	0	0	0	0	0
Dec. 30	LAC	1	1	0	1	0	0	1	0	0	0	0	0	0	0	0	0	0	0
TOTALS		26	20	6	6	3.0	38.0	7	0	0	0	0	1	0	0	0	2	2	0

2017 (W/DENVER)

DATE	OPP	TACKLES						INTERCEPTIONS				FUMBLES			ST TACKLES				
		T	S	A	TFL	SK	YDS	QH	NO	YDS	LG	TD	PD	FF	FR	YDS	T	S	A
Sept. 11	LAC	1	1	0	1	1	7	1	0	0	0	0	0	0	0	0	0	0	0
Sept. 17	DAL	7	4	3	0	0	0	1	0	0	0	0	0	0	0	0	0	0	0
Sept. 24	@BUF	2	2	0	0	0	0	1	0	0	0	0	0	0	0	0	0	0	0
Oct. 1	OAK	2	2	0	1	0	0	0	0	0	0	0	0	0	0	0	0	0	0
Oct. 15	NYG	4	3	1	1	2	1	2	1	0	0	0	0	0	0	0	0	0	0
Oct. 22	@LAC	1	1	0	0	0	0	0	0	0	0	0	0	0	0	0	0	0	0
Oct. 30	@KC	2	2	0	1	1	5	1	0	0	0	0	0	1	0	0	0	0	0
Nov. 5	@PHI	2	2	0	0	0	0	0	0	0	0	0	0	0	0	0	0	0	0
Nov. 12	NE	3	2	1	0	0	0	1	0	0	0	0	0	0	0	0	0	0	0
Nov. 19	CIN	1	1	0	1	0	0	0	0	0	0	0	0	0	0	0	0	0	0
Nov. 26	@OAK	2	2	0	0	1	5	1	0	0	0	0	0	1	1	0	0	0	0
Dec. 3	@MIA	1	1	0	0	0	0	0	0	0	0	0	0	0	0	0	1	1	0
Dec. 10	NYJ	0	0	0	0	0	0	0	0	0	0	0	0	0	0	0	0	0	0
Dec. 14	@IND	0	0	0	0	0	0	0	0	0	0	0	0	0	0	0	0	0	0
Dec. 24	@WAS	5	4	1	1	0	0	2	0	0	0	0	0	0	0	0	0	0	0
Dec. 31	KC	3	3	0	1	0	0	3	0	0	0	0	0	0	0	0	0	0	0
TOTALS		36	30	6	7	4.0	19.0	12	0	0	0	0	0	2	1	0	1	1	0

2016 (W/DENVER)

DATE	OPP	TACKLES						INTERCEPTIONS				FUMBLES			ST TACKLES				
		T	S	A	TFL	SK	YDS	QH	NO	YDS	LG	TD	PD	FF	FR	YDS	T	S	A
Sept. 8	CAR	1	1	0	0	0	0	1	0	0	0	0	1	0	0	0	0	0	0
Sept. 18	IND	1	1	0	0	0	0	0	0	0	0	0	0	0	0	0	0	0	0
Sept. 25	@CIN	1	1	0	0	0	0	0	0	0	0	0	0	0	0	0	1	0	1
Oct. 2	@TB	6	3	3	1	0.5	4.5	1	0	0	0	0	1	0	0	0	0	0	0
Oct. 9	ATL	3	2	1	0	0	0	0	0	0	0	0	0	0	0	0	0	0	0
Oct. 13	@SD	1	1	0	1	0	0	0	0	0	0	0	0	0	0	0	0	0	0
Oct. 24	HOU	1	0	1	0	0	0	0	0	0	0	0	0	0	0	0	0	0	0
Oct. 30	SD	1	0	1	0	0	0	0	0	0	0	0	0	0	0	0	0	0	0
Nov. 6	@OAK	4	3	1	0	0	0	0	0	0	0	0	0	0	0	0	2	1	1
Nov. 13	@NO	1	1	0	1	1	10	1	0	0	0	0	0	0	0	0	0	0	0
Nov. 27	KC	0	0	0	0	0	0	0	0	0	0	0	0	0	0	0	0	0	0
Dec. 4	@JAC	3	3	0	1	0	0	0	0	0	0	0	0	0	0	0	0	0	0
Dec. 11	@TEN	1	0	1	0	0	0	0	0	0	0	0	0	0	0	0	0	0	0
Dec. 18	NE	3	1	2	0	0	0	0	0	0	0	0	0	0	0	0	0	0	0
Dec. 25	@KC	2	1	1	0	0	0	0	0	0	0	0	0	1	0	0	2	2	0
Jan. 1	OAK	2	2	0	0	0	0	1	0	0	0	0	0	0	0	0	0	0	0
TOTALS		31	20	11	4	1.5	14.5	4	0	0	0	0	2	1	0	0	5	3	2

2015 (w/DENVER)

DATE	OPP	TACKLES							INTERCEPTIONS				FUMBLES			ST TACKLES			
		T	S	A	TFL	SK	YDS	QH	NO	YDS	LG	TD	PD	FF	FR	YDS	T	S	A
Sept. 13	BAL	1	0	1	0	0	0	0	0	0	0	0	0	0	0	0	1	1	0
Sept. 17	@KC	1	1	0	1	0	0	0	0	0	0	0	0	0	0	0	0	0	0
Sept. 27	@DET	1	1	0	0	1	7	1	0	0	0	0	1	1	0	0	0	0	0
Oct. 4	MIN	1	1	0	0	0	0	1	0	0	0	0	0	0	0	0	1	0	1
Oct. 11	@OAK	4	2	2	1	1	7	1	0	0	0	0	1	1	0	0	3	3	0
Oct. 18	@CLE	9	6	3	3	1.5	10	2	0	0	0	1	1	1	0	0	0	0	0
Nov. 1	GB	2	1	1	0	0	0	1	0	0	0	0	0	0	0	0	1	0	1
Nov. 8	@IND	5	2	3	0	0	0	1	0	0	0	0	0	0	0	0	0	0	0
Nov. 15	KC	1	0	1	0	0	0	1	0	0	0	1	0	0	0	0	0	0	0
Nov. 22	@CHI	3	3	0	0	0	0	0	0	0	0	1	0	0	0	0	0	0	0
Nov. 29	NE	3	2	1	0	0	0	1	0	0	0	0	0	0	0	0	0	0	0
Dec. 6	@SD	3	3	0	2	1	3	2	0	0	0	1	0	0	0	0	0	0	0
Dec. 13	OAK	3	3	0	1	1	12	1	0	0	0	0	0	0	0	0	1	1	0
Dec. 20	@PIT	1	0	1	0	0	0	0	0	0	0	0	0	0	0	0	0	0	0
Dec. 28	CIN	1	1	0	0	0	0	0	0	0	0	0	0	0	0	0	1	1	0
Jan. 3	SD	2	2	0	0	0	0	0	0	0	0	0	1	1	0	0	0	0	0
TOTALS		41	28	13	8	5.5	39.0	12	0	0	0	4	4	4	0	0	8	6	2
PLAYOFFS																			
Jan. 17	PIT	1	0	1	0	0.0	0.0	0	0	0	0	0	0	0	0	0	0	0	0
Jan. 24	NE	1	0	1	0	0.0	0.0	0	0	0	0	0	0	0	0	0	0	0	0
Feb. 7	CAR	0	0	0	0	0.0	0.0	0	0	0	0	0	0	0	0	0	1	1	0
TOTALS		2	0	2	0	0.0	0.0	0	0	0	0	0	0	0	0	0	1	1	0

#12

TOM BRADY

QUARTERBACK

HT: 6-4 **WT:** 225

DOB: 8/3/77

NFL: 21ST YEAR

ACQ: UFA (NE), 2020

COLLEGE: MICHIGAN



ACQUIRED BY BUCS:

X Signed by Tampa Bay on March 20, 2020, as an unrestricted free agent from the New England Patriots.

ORIGINALLY ENTERED NFL:

X Originally entered the NFL as a sixth-round pick (199th overall) of the New England Patriots in the 2000 NFL Draft.

AWARDS & ACCOLADES:

X 6x Super Bowl Champion (XXXVI, XXXVIII, XXXIX, XLIX, LI, LIII)

X 4x Super Bowl MVP (XXXVI, XXXVIII, XLIX, LI)

X 14x Pro Bowl Selection (2001, 2004-05, 2007, 2009-18)

X 3x Associated Press Most Valuable Player (2007, 2010, 2017)

X 3x Associated Press First-Team All-Pro Selection (2007, 2010, 2017)

X Associated Press Offensive Player of the Year (2010)

X Associated Press Comeback Player of the Year (2009)

X Associated Press Male Athlete of the Year (2007)

X PFWA Most Valuable Player (2017)

X 2x Pro Football Weekly/PFWA Most Valuable Player (2007, 2010)

X 2x Pro Football Weekly/PFWA All-NFL Team Selection (2010, 2017)

X 2x PFWA All-AFC Team Selection (2014, 2016)

X 2x Sports Illustrated Most Valuable Player/NFL Player of the Year (2004, 2017)

X Sporting News NFL Player of the Year (2007)

X 2x Sporting News Sportsman of the Year (2004, 2007)

X 3x Sporting News Offensive Player of the Year (2010, 2016, 2017)

X 3x Sporting News All-Pro Selection (2010, 2016, 2017)

X Peter King's SI.com Most Valuable Player (2010)

X Peter King's SI.com Offensive Player of the Year (2010)

X Peter King's SI.com All-Pro Offensive Team (2010)

X Peter King's SI.com Offensive Player of the Week (Week 13 2006)

X Pro Football Weekly Offensive Player of the Week (Week 5 2005)

X Vic Carucci's All-Vic Team - NFL.com (2005)

X 2007 NFL MVP - USA Today, Dallas Morning News, Fort Worth Star-Telegram, San Francisco Chronicle

X 2003 NFL MVP - Dallas Morning News, SI.com

X USA Today's All-Joe Team (2003)

- X NFL Alumni Quarterback of the Year (2007)
- X AFC Offensive Player of the Year (2007)
- X 10x AFC Offensive Player of the Month (September & October 2007; October 2009; December/January, 2010; November & December 2011; October 2014; September 2015; October 2016; November 2017)
- X 30x AFC Offensive Player of the Week (Weeks 5 & 11, 2001; Weeks 1 & 9, 2002; Weeks 9 & 17, 2003; Week 5, 2005; Weeks 3, 6, 7, 14 & 17, 2007; Weeks 1, 6 & 16, 2009; Weeks 12 & 13, 2010; Weeks 1, 2 & 16, 2011; Weeks 4, 8 & 14, 2012; Week 12, 2013; Week 8, 2015; Weeks 5 & 11, 2016; Weeks 2, 3 & 10, 2017)
- X FedEx Air NFL Player of the Week (Weeks 9 & 17, 2003; Week 8, 2006; Weeks 6, 7, 11 & 17, 2007; Week 14, 2010; Week 1, 2011; Week 4, 2012)
- X Miller Lite NFL Player of the Week (Week 12, 2001).
- X His 219 regular-season wins are also most in NFL history. He passed Brett Favre and Peyton Manning with his 187th career regular season win in the victory at N.Y. Jets (10/15/17).
- X Brady's 121 career regular season win at home and 98 victories on the road are also NFL records.
- X Brady is the first quarterback in NFL history to lead his team to six Super Bowl wins, surpassing Terry Bradshaw (four) and Joe Montana (four).
- X Brady has nine Super Bowl appearances, more than any franchise in the Super Bowl era (Dallas, Denver & Pittsburgh, eight each).
- X Surpassed Charles Haley (five) with his sixth Super Bowl win in 2018 and holds 15 other Super Bowl records.
- X Brady owns four Pete Rozelle Awards as Super Bowl MVP (XXXVI, XXXVIII, XLIX and LI) and is the first player in Super Bowl history to earn four MVP awards, one more than Pro Football Hall of Famer Joe Montana (three).

CAREER HIGHLIGHTS:

- X Played with the New England Patriots (2000-19).
- X 18-time team captain.
- X Three-time NFL MVP (2007, 2010, 2017), tied with Jim Brown, Brett Favre and Johnny Unitas for second-most all-time to Peyton Manning's five. At age 40 in 2007, became the oldest player in NFL history to win the award.
- X Brady's 249 career wins combined in the regular season and playoffs are the most all-time by an NFL player. He surpassed Peyton Manning (200) in New England's win vs. L.A. Rams (12/4/16) to become the NFL's all-time winningest quarterback.
- X Brady is the all-time leader in Super Bowl passing yards (2,838), completions (256), touchdown passes (18) and starts (nine) by a quarterback. His 13 conference game title starts and nine conference championship are the most of any starting quarterback in the Super Bowl era.
- X Brady is 30-11 (.732) in the playoffs, the most playoff wins in NFL history by a starting quarterback. His 41 postseason appearances are also most in NFL history among all NFL players.
- X Holds all-time postseason records for passing yards (11,388), completions (1,025), touchdowns (73), multi-

HIGHEST WINNING PERCENTAGE BY A QB (NFL HISTORY - REGULAR SEASON, MIN. 50 STARTS)

Name (Years)	Pct.
1. Tom Brady (2000-19)	.774
2. Roger Staubach (1969-79)	.746
3. Joe Montana (1979-94)	.713
4. Russell Wilson (2012-19)	.676
5. Ben Roethlisberger (2004-19)	.669

MOST WINS BY AN NFL PLAYER (NFL HISTORY - INCLUDING POSTSEASON)

Name	Wins
1. Tom Brady	249
2. Adam Vinatieri	242
3. George Blanda	218
4. Jerry Rice	211
5. Gary Anderson	210
6. Peyton Manning	200

touchdown passing games (23) and 300-yard passing games (16).

- X The 2019 AFC East title marked Brady's 17th career division title, the most in NFL history. Peyton Manning is second with 12. Brady's 11 consecutive division titles (2009-19) are also an NFL record.
- X His 15 career appearances in a Divisional Playoff game surpassed Jerry Rice's previous record of 13, while his 10 three-touchdown games in the postseason moved him past Joe Montana for the most such games since the 1970 NFL/AFL merger.
- X Brady's touchdown-to-interception ratio (3.02) ranks third in NFL history among all players with 2,000 or more passing attempts.
- X Brady has been elected to the Pro Bowl 14 times in his career, tying Tony Gonzalez (14), Peyton Manning (14), Bruce Matthews (14) and Merlin Olsen (14) as the only NFL players with at least 14 Pro Bowl berths.
- X Won an NFL record 31 consecutive home games from 2006-11.
- X In the Super Bowl era, three quarterbacks have had at least 10 seasons in which the made at least one start and never had a losing season - Tom Brady (19), Jeff Hostetler (10) and Roger Staubach (10).
- X Posted an NFL single-season touchdown-to-interception ratio record of 14.00 in 2016, throwing 28 touchdowns to only two interceptions.
- X Brady has led the league in touchdown passes four times in his career (2002, 2007, 2010, 2015), tied with Drew Brees, Len Dawson, Brett Favre, Peyton Manning, Johnny Unitas and Steve Young for the most seasons leading the league in that category.

PLAYERS WITH MULTIPLE SUPER BOWL MVP AWARDS

Name	MVP
1. Tom Brady	4
2. Joe Montana	3
3. Terry Bradshaw	2
3. Eli Manning	2
3. Bart Starr	2

- X Has amassed 92 300-yard passing games in the regular season, third all-time behind Drew Brees (120) and Peyton Manning (93).
- X Has thrown 541 regular-season career touchdown passes, second all-time in NFL history.
- X Through 2019, has 85,959 total passing yards in his career (regular season and postseason combined), the most in NFL history.
- X Has 614 combined touchdown passes in the regular season and postseason, the most in NFL history.
- X Has amassed eight 50-point games in his career, most in NFL history.
- X Became the fourth player in NFL history to reach 70,000 career regular-season passing yards in 2018.
- X Brady won 76 of his first 100 regular season starts, tying Roger Staubach's mark for most victories by a quarterback in his first 100 starts during the Super Bowl Era (since 1966).
- X Brady is the only quarterback in NFL history to start and win three Super Bowls before his 28th birthday.
- X Brady led a game-winning drive to break a tie or take the lead in the fourth quarter of each of the Patriots six Super Bowl victories, becoming the only quarterback in NFL history to lead six game-winning drives in the Super Bowl.
- X Brady won his first 10 playoff games, setting an NFL record for the most consecutive playoff wins.
- X Brady (24 years, 184 days old) was voted MVP of Super Bowl XXXVI and was the fourth-youngest player to earn the honor (Marcus Allen, 23 years and 302 days at Super Bowl XVIII, Lynn Swann, 23 years, 316 days at Super

QUARTERBACKS WITH THREE OR MORE SUPER BOWL VICTORIES

Name	Wins
1. Tom Brady	6
2. Terry Bradshaw	4
2. Joe Montana	4
4. Tory Aikman	3

Bowl X and Patrick Mahomes, 24 years and 138 days at Super Bowl LIV).

- X Brady threw for 53 yards on the Patriots game-winning drive in Super Bowl XXXVI, completing five of his eight passes. Two of his pass attempts he spiked to kill the game clock. With just 1:21 remaining, he moved the Patriots into field goal range without the benefit of timeouts.
- X Brady completed 13-of-15 passes for 124 yards and two touchdowns in the fourth quarter of Super Bowl XLIX vs. Seattle to rally the Patriots from a 10-point deficit.
- X Brady led New England back from a Super Bowl record 25-point second-half deficit in Super Bowl LI vs. Atlanta, passing for 282 yards on 27-of-36 attempts and two touchdowns in the second half and overtime.
- X With the win in Super Bowl LIII over the L.A. Rams, Brady earned his 237th career victory (regular season and playoffs), passing Adam Vinatieri for most overall wins in NFL history.

SEASONAL HIGHLIGHTS:

- X Extended his NFL record with a 18th-winning season in 2019.
- X Led the NFL in passing yards in 2017 for the third time in his career.
- X In 2016, Brady set a new NFL record for touchdown-to-interception ratio (14.00), throwing only two interceptions on 432 pass attempts in the regular season.
- X Brady set a career high in 2015 with 402 completions and his 36 touchdown passes led the NFL, marking the fourth time he led the league in touchdown passes in his career and making him the second QB in NFL history with four separate seasons of 35 or more touchdown passes.
- X Brady threw his 484th overall touchdown with the Patriots in 2015, the most touchdowns with one team in NFL history.
- X With 32 touchdown passes in 2017, Brady became one of five quarterbacks in NFL history with seven separate seasons of 30 or more touchdown passes.
- X Finished 2011 with 5,235 passing yards and joined Drew Brees (5,208 in 2016, 5,162 in 2013, 5,177 in 2012, 5,476 in 2011 and 5,069 in 2008), Patrick Mahomes (5,097 in 2018), Peyton Manning (5,477 in 2013), Dan Marino (5,084 in 1984), Matthew Stafford (5,038 in 2011) and Jameis Winston (5,109 in 2019), as the only players in NFL history to reach 5,000 passing yards in a single season.
- X In 2010, became the first player in NFL history to be unanimously selected as the Associated Press Most Valuable Player.
- X Threw at least one touchdown pass in 52 straight regular-season games from 2010-2013. Brady's 52 straight games are second all time, behind Drew Brees (54).
- X In 2007, Brady was named the NFL's Most Valuable Player, setting then-NFL records for most touchdown passes in a season (50) and the highest touchdown-interception differential (+42). His marks of most games with three or more touchdown passes (12), most touchdown passes in a month (20 in October 2007), and highest completion percentage in a game (92.9 percent on Jan. 12, 2008) are still NFL records. Brady's 117.2 passer rating in

MOST PASSING TOUCHDOWNS (NFL HISTORY - REGULAR SEASON)

Name (Years)	Yards
1. Drew Brees (2001-Present)	547
2. Tom Brady (2000-Present)	541
3. Peyton Manning (1998-2015)	539
4. Brett Favre (1991-2010)	508
5. Dan Marino (1983-99)	420

MOST PASSING YARDS (NFL HISTORY - REGULAR SEASON)

Name (Years)	Yards
1. Drew Brees (2001-Present)	77,416
2. Tom Brady (2000-Present)	74,571
3. Peyton Manning (1998-2015)	71,941
4. Brett Favre (1991-2010)	71,838
5. Dan Marino (1983-99)	61,361

2007 is the fourth highest of all-time, while his 4,806 passing yards were the third highest single-season total in league history up to that point.

- X In 2007, Brady contributed to the Patriots establishment of several then-NFL single-season team records, including most points scored in a season (589), largest point differential in a season (+315) and most touchdowns in a season (75). The Patriots became the first team in NFL history to complete a 16-0 regular season and tied the league's single-season mark with 18 overall victories.
- X Brady and receiver Randy Moss set an NFL single-season record in 2007 for most touchdown passes between a passer and a receiver (23), with Moss' 23 touchdown catches also setting a league record.
- X Brady completed over 70 percent of his passes in four consecutive games during the 2001 season and joined an exclusive club of quarterbacks who accomplished the feat. He joined Joe Montana (8 games, 1989), Troy Aikman (4, 1995), Steve Young (4, 1993) and Sammy Baugh (4, 1945). He repeated the accomplishment in 2007.

2019 HIGHLIGHTS:

- X Named co-captain for the 18th consecutive season.
- X Started all 16 regular-season games and totaled 4,057 passing yards and 24 touchdowns. Led the team to his 13th 12-win season and became the fourth

MOST PASSING YARDS - SINGLE SEASON (NFL HISTORY)

Name (Year-Team)	Yards
1. Peyton Manning (2013-DEN)	5,477
2. Drew Brees (2011-NO)	5,476
3. Tom Brady (2011-NE)	5,235
4. Drew Brees (2016-NO)	5,208
5. Drew Brees (2012-NO)	5,177
6. Drew Brees (2013-NO)	5,162
7. Ben Roethlisberger (2018-PIT)	5,189
8. Jameis Winston (2019-TB)	5,109
9. Patrick Mahomes (2018-KC)	5,097
10. Dan Marino (1984-MIA)	5,084
11. Drew Brees (2008-NO)	5,069
12. Matthew Stafford (2011-DET)	5,038

quarterback in NFL history with 11 4,000-yard passing seasons.

- X Extended his NFL record by playing in a postseason game for the 17th season of his career and completed 20-of-37 passes for 209 yards in the AFC Wild Card loss vs. Tennessee (1/6).
- X Extended his NFL records by winning an 11th consecutive division title and 17th overall.
- X Started every game for the 16th season, tied with Peyton Manning for second-most for a quarterback, behind Brett Favre (17). Offensive lineman Bruce Matthews also started every game for 17 seasons.
- X Threw 20-plus touchdowns for the 17th time in his career, breaking the NFL record for seasons with 20-plus touchdown passes (Peyton Manning, 16).
- X With 24 touchdown passes, set the record for most in a single season past his 42nd birthday.
- X Moved past Brett Favre and Peyton Manning for most career regular-season passing yards, behind only Drew Brees. Finished the season with 74,571 career passing yards.
- X Eclipsed 300 yards passing five times in the regular season: Week 1 vs. Pittsburgh (341); Week 3 vs. N.Y. Jets (306); Week 5 at Washington (348); Week 6 vs. N.Y. Giants (334); Week 13 at Houston (326)

MOST PASSING TOUCHDOWNS - SINGLE SEASON (NFL HISTORY)

Name (Year-Team)	TD
1. Peyton Manning (2013-DEN)	55
2. Tom Brady (2011-NE)	50
2. Patrick Mahomes (2018-KC)	50
4. Peyton Manning (2004-IND)	49
5. Dan Marino (1984-MIA)	48
6. Drew Brees (2011-NO)	46
7. Aaron Rodgers (2011-GB)	45
8. Dan Marino (1986-MIA)	44
9. Drew Brees (2012-NO)	43
10. Matthew Stafford (2011-DET)	41
10. Kurt Warner (1999-STL)	41

- X Improved to 6-0 at home vs. Pittsburgh, completing 24- of-36 passes for 341 yards with three touchdowns in the opening-night win vs. the Steelers (9/8). The win gave Brady his 14th opening-day victory which moved him past Peyton Manning for the most wins on opening day in the Super Bowl era.
- X Finished 28-of-42 passing for 306 yards and two touchdowns in the win vs. N.Y. Jets (9/22).
- X Completed 18-of-39 passes for 150 yards and earned his 16th career win at Buffalo (9/29), which are the most wins by a quarterback in Buffalo since the 2001 season. It was his 31st win vs. Buffalo, extending his NFL record for most wins against a single opponent.
- X Finished 28-of-42 for 348 yards with three touchdown passes in the win at Washington (10/6). Became one of just three quarterbacks in league history to have 90 300-yard passing games, behind only Drew Brees and Peyton Manning, and moved past Brett Favre (71,838) into third place in all-time passing yards while completing passes to nine different players.
- X Passed Peyton Manning to move into second place all-time for passing yards while also passing Manning to move into third place for all-time completions in the win vs. N.Y. Giants (10/10). Finished 31-of-41 for 334 yards, while also scoring

twice on 1-yard touchdown runs in the second and fourth quarters.

- X Completed 31 passes to eclipse 30 completions in a game for the 38th time in his career, third most all-time, in the win at N.Y. Jets (10/21). His 31 completions marked the fifth time (2019, 2014, 2013, 2007 and 2002) in his career that he recorded 30-plus completions in back-to-back contests. Finished the game 31-45 for 248 yards and one touchdown with one interception.
- X Completed 20-of-36 passes for 259 yards and two touchdowns in the win vs. Cleveland (10/27). With his first quarter 8-yard touchdown pass to Julian Edelman, he threw his 12th touchdown pass of the season and broke the NFL record for most touchdown passes in a season for quarterbacks age 42 or older.
- X Completed 17-of-37 passes for 190 yards and one touchdown in the win vs. Dallas (11/24). His 10-yard first quarter touchdown pass to WR N'Keal Harry extended his NFL record with 75 different career touchdown targets. The win also moved Brady's career record vs. Dallas to 5-0.
- X Completed 24-of-47 passes for 326 yards with three touchdowns in the loss at Houston (12/1). His 24 completions in the game moved him past Brett Favre (6,300) for second-most completions all-time with 6,301 and his 326 passing yards marked the 92nd game that Brady has eclipsed 300 yards passing.
- X Completed 15-of-29 passes for 128 yards with two touchdowns in the win at Cincinnati (12/15). Connected with RB James White on a 23-yard touchdown in the first quarter, throwing his 20th touchdown of the season for the 17th time in his career, breaking the NFL record for seasons with 20-plus touchdown passes (P. Manning, 16).
- X Finished 26-of-33 passing for 271 yards with one touchdown in the win vs. Buffalo (12/21). With his first-quarter touchdown pass, Brady tied Peyton Manning with 539 career regular season touchdown passes, second-most all-time. Brady connected with TE Matt LaCosse on the touchdown, extending his NFL record by throwing touchdown



- passes to 76 different receivers. With the win, Brady extended the NFL record for most 12-win seasons in a career with 13. The Patriots also secured the 2019 AFC East with the victory, extending Brady's NFL record with 17 division titles and 11 consecutive division crowns. Brady also won his 32nd career game against Buffalo, extending his NFL record for most wins over an opponent and remained undefeated when he starts and finishes the game against Buffalo at home, moving his record to 16-0 at home in such games.
- X Started his 16th game of the season, making Brady the oldest player to start all 16 games in the regular season at age 42 in the loss vs. Miami (12/29). Completed 16-of-29 passes for 221 yards and two touchdowns in the game. Brady's first touchdown of the game came in the third quarter when he connected with LB Elandon Roberts on a 38-yard touchdown pass and broke a tie with Peyton Manning for the second-most regular season touchdown passes in NFL history with 540 (extended his mark to 541 on a touchdown to James White in the fourth quarter.) Roberts became the 77th different touchdown target for Brady in his career and the second defensive player to catch a touchdown pass from Brady (Mike Vrabel). Brady's 221 yards in the game saw him eclipse 4,000 yards on the season for the 11th time in his career, joining Drew Brees (14), Peyton Manning (12) and Philip Rivers (11) as the only other quarterbacks in NFL history to reach the mark.
 - X Completed 31-of-56 attempts for 375 yards against Ohio State to establish school single game-records, breaking the old marks of 52 attempts for 372 yards by Scott Dreisbach vs. Virginia in 1995 and 29 completions by Todd Collins vs. Oklahoma State in 1992.
 - X Threw at least one touchdown pass in all 16 Big Ten conference games as a starter.
 - X As a senior in 1999 was named All-Big Ten Conference second-team selection and team MVP after completing 214-of-341 passes (62.8 percent) for 2,586 yards, 20 touchdowns and only six interceptions.
 - X Led Michigan to the Big Ten title as a junior in 1998.
 - X Served as Brian Griese's backup during the Wolverines national championship season, in which they went 12-0 in 1997.
 - X Thomas Brady was born the son of Tom and Galynn Brady on Aug. 3, 1977 in San Mateo, Calif.
 - X Blue Chip Illustrated and Prep Football Report All-American selection at Junipero Serra High in San Mateo, Calif.
 - X Added all-state and All-Far West honors as the team's Most Valuable Player.
 - X Earned two letters in both football and baseball.
 - X Was the starting varsity quarterback for two seasons (1993-94) and completed 236-of-447 passes (52.8 percent) for 3,702 yards and 31 touchdowns during his high school career.
 - X Drafted in the 18th round of the 1995 Major League Baseball draft as a catcher by the Montreal Expos.
 - X Inducted into the Junipero Serra High School Hall of Fame in 2003, joining fellow Serra High graduates Barry Bonds, Lynn Swann, Gregg Jeffries, Jim Fregosi, and his older sister Maureen, among many others.

COLLEGE/PERSONAL:

- X Brady earned three letters at Michigan (1997-99) and recorded a 20-5 record as a two-year starter for the Wolverines.
- X Started all 25 games of his junior and senior seasons, including victories in the 1999 Citrus Bowl and the 2000 Orange Bowl.
- X Led the Wolverines to 15 wins in a 16-game span from 1998-99.
- X Finished his career ranking third in Michigan history with 710 attempts and 442 completions, fourth with 5,351 yards and a 62.3 completion percentage and fifth with 35 touchdown passes.



BRADY'S CAREER PASSING STATISTICS

Year	Team	Passing						Yds	Y/A	TD	Int	Lg	Sk	Yds	
		GP	GS	Att	Cmp	Pct	Lst							RTG	
2000	New England	1	0	3	1	33.3	6	2.0	0	0	6	0	0	42.4	
2001	New England	15	14	413	264	63.9	2,843	6.9	18	12	91	41	216	86.5	
2002	New England	16	16	601	373	62.1	3,764	6.3	28	14	49	31	190	85.7	
2003	New England	16	16	527	317	60.2	3,620	6.9	23	12	82	32	219	85.9	
2004	New England	16	16	474	288	60.8	3,692	7.8	28	14	50	26	162	92.6	
2005	New England	16	16	530	334	63.0	4,110	7.8	26	14	71	26	188	92.3	
2006	New England	16	16	516	319	61.8	3,529	6.8	24	12	62	26	175	87.9	
2007	New England	16	16	578	398	68.9	4,806	8.3	50	8	69	21	128	117.2	
2008	New England	1	1	11	7	63.6	76	6.9	0	0	26	0	0	83.9	
2009	New England	16	16	565	371	65.7	4,398	7.8	28	13	81	16	86	96.2	
2010	New England	16	16	492	324	65.9	3,900	7.9	36	4	79	25	175	111.0	
2011	New England	16	16	611	401	65.6	5,235	8.6	39	12	99	32	173	105.6	
2012	New England	16	16	637	401	63.0	4,827	7.6	34	8	83	27	182	98.7	
2013	New England	16	16	628	380	60.5	4,343	6.9	25	11	81	40	256	87.3	
2014	New England	16	16	582	373	64.1	4,109	7.1	33	9	69	21	134	97.4	
2015	New England	16	16	624	402	64.4	4,770	7.6	36	7	76	38	225	102.2	
2016	New England	16	16	432	291	67.4	3,554	8.2	28	2	79	15	87	112.2	
2017	New England	16	16	581	385	66.3	4,577	7.9	32	8	64	35	201	102.8	
2018	New England	16	16	570	375	65.8	4,355	7.6	29	11	63	21	147	97.7	
2019	New England	16	16	613	373	60.8	4,057	6.6	24	8	59	27	185	88.0	
NFL Totals		285	283	9,988	6,377	63.8	74,571	7.5	541	179	99	500	3,129	97.0	

Playoffs

Year	Team	Passing						Yds	Y/A	TD	Int	Lg	Sk	Yds	
		GP	GS	Att	Cmp	Pct	Lst							RTG	
2001	New England	3	3	97	60	61.9	572	5.9	1	1	29	5	36	77.3	
2003	New England	3	3	126	75	59.5	792	6.3	5	2	52	0	0	84.5	
2004	New England	3	3	81	55	67.9	587	7.2	5	0	60	7	57	109.4	
2005	New England	2	2	63	35	55.6	542	8.6	4	2	73	4	12	92.2	
2006	New England	3	3	119	70	58.5	724	6.1	5	4	49	4	22	76.5	
2007	New England	3	3	109	77	70.6	737	6.8	6	3	53	8	52	96.0	
2009	New England	1	1	42	23	54.8	154	3.7	2	3	24	3	22	49.1	
2010	New England	1	1	45	29	64.4	299	6.6	2	1	37	5	40	89.0	
2011	New England	3	3	111	75	67.6	878	7.9	8	4	61	3	15	100.4	
2012	New England	2	2	94	54	57.4	664	7.1	4	2	47	1	9	84.7	
2013	New England	2	2	63	37	58.7	475	7.5	1	0	53	4	34	87.7	
2014	New England	3	3	135	93	68.9	921	6.8	10	4	46	4	24	100.3	
2015	New England	2	2	98	55	56.1	612	6.2	3	2	42	4	18	76.6	
2016	New England	3	3	142	93	65.5	1,137	8.0	7	3	48	9	42	97.7	
2017	New England	3	3	139	89	64.0	1,132	8.1	8	0	50	4	17	108.6	
2018	New England	3	3	125	85	68.0	953	7.6	2	3	35	1	9	85.8	
2019	New England	1	1	37	20	54.1	209	5.6	0	1	29	0	0	59.4	
NFL Totals		41	41	1,626	1,025	63.0	11,388	7.0	73	35	73	66	409	89.8	

REGULAR SEASON SINGLE-GAME HIGHS

Pass Attempts: 65, vs. San Francisco, 12/16/12 (w/New England)
Pass Completions: 39, twice, last vs. Buffalo, 9/14/09 (w/New England)
Completion Percentage: 88.5, vs. Jacksonville, 12/27/09 (w/New England)
Passing Yards: 517, at Miami, 9/12/11 (w/New England)
Touchdowns: 6, twice, last vs. Tennessee, 10/18/09 (w/New England)
Quarterback Rating: 158.3, twice, last at Detroit, 11/25/10 (w/New England - min. 14 att.)
Long Pass: 99-yard touchdown, at Miami, 9/12/11 (w/New England)

POSTSEASON SINGLE-GAME HIGHS

Pass Attempts: 62, vs. Atlanta, Super Bowl LI, 2/5/17 (w/New England)
Pass Completions: 43, vs. Atlanta, Super Bowl LI, 2/5/17 (w/New England)
Completion Percentage: 92.9, vs. Jacksonville, 1/12/08 (w/New England)
Passing Yards: 505, vs. Philadelphia, Super Bowl LII 2/4/18 (w/New England)
Touchdowns: 6, vs. Denver, 1/14/12 (w/New England)
Quarterback Rating: 141.4, vs. Jacksonville, 1/12/08 (w/New England)
Long Pass: 73-yard pass, at Denver, 1/14/05 (w/New England)

BRADY'S CAREER RUSHING & ADDITIONAL STATISTICS

Rushing						Playoffs Rushing							
Year	Team	Att	Yds	Avg	Lg	TD	Year	Team	Att	Yds	Avg	Lg	TD
2000	New England	0	0	0	0	0	2001	New England	8	22	2.8	6	1
2001	New England	36	43	1.2	12	0	2002	New England	12	18	1.5	12	0
2002	New England	42	110	2.6	15	1	2003	New England	7	3	0.4	3	1
2003	New England	42	63	1.5	11	1	2004	New England	3	8	2.7	7	0
2004	New England	43	28	0.7	10	0	2005	New England	8	18	2.3	12	0
2005	New England	27	89	3.3	15	1	2006	New England	4	-1	-0.3	2	0
2006	New England	49	102	2.1	22	0	2007	New England	0	0	0	0	0
2007	New England	37	98	2.7	19	2	2008	New England	2	2	1.0	3	0
2008	New England	0	0	0	0	0	2009	New England	9	10	1.1	4	1
2009	New England	29	44	1.5	9	1	2010	New England	3	4	1.3	3	0
2010	New England	31	30	1.0	9	1	2011	New England	3	6	2.0	5	1
2011	New England	43	109	2.5	13	3	2012	New England	11	10	0.9	9	1
2012	New England	23	32	1.4	7	4	2013	New England	9	19	2.1	11	1
2013	New England	32	18	0.6	11	0	2014	New England	9	13	1.4	15	0
2014	New England	36	57	1.6	17	0	2015	New England	7	8	1.1	6	0
2015	New England	34	53	1.6	13	3	2016	New England	5	-4	-0.8	0	0
2016	New England	28	64	2.3	15	0	2017	New England	0	0	0	0	0
2017	New England	25	28	1.1	7	0	2018	New England	0	0	0	0	0
2018	New England	23	35	1.5	10	2	2019	New England					
2019	New England	26	34	1.3	17	3	Totals		100	136	1.4	15	6
Totals		606	1,037	1.7	22	22							

ADDITIONAL STATS

Fumbles-Lost: 121-48 - 4-1 in 2019; 4-2 in 2018; 7-3 in 2017; 5-0 in 2016; 6-2 in 2015; 6-3 in 2014; 9-3 in 2013; 2-0 in 2012; 6-2 in 2011; 3-1 in 2010; 4-2 in 2009; 6-4 in 2007; 12-4 in 2006; 4-3 in 2005; 7-5 in 2004; 13-5 in 2003; 11-5 in 2002; 12-3 in 2001;

Misc. Tackles: 13 - 1 in 2019; 1 in 2018; 2 in 2015; 1 in 2014; 2 in 2012; 2 in 2004; 1 in 2002; 3 in 2001

Receiving: 2018: one for six yards - (11/11/18 at Tennessee); 2015: 1 for 36 yards (12/6/15 vs. Philadelphia); 2001: one for 23 yards (12/22/01 vs. Miami)

Punting: 2013: one for 32 yards, fair caught at 22-yard line (12/29/13 vs. Buffalo); 2011: 1 for 48 yards, downed at 10-yard line (1/14/12 vs. Denver); 2003: one for 48 yards, downed at one-yard line (12/7/03 vs. Miami) (12/22/01 vs. Miami)

BRADY'S GAME-BY-GAME STATISTICS

2019 (w/NEW ENGLAND)					PASSING									
DATE	OPP	ATT	CMP	PCT	YDS	YDS/ATT	TD	INT	LG	SK-YDS	RTG			
Sept. 8	PIT	36	24	66.7	341	9.5	3	0	58	1-7	124.9			
Sept. 15	@MIA	28	20	71.4	264	9.4	2	0	32	2-9	124.7			
Sept. 22	NYJ	42	28	66.7	306	7.3	2	0	41	0-0	103.9			
Sept. 29	@BUF	39	18	46.2	150	3.8	0	1	31	0-0	45.9			
Oct. 6	@WAS	42	28	66.7	348	8.3	3	1	31	4-36	106.1			
Oct. 10	NYG	41	31	75.6	334	8.1	0	1	36	3-21	88.9			
Oct. 21	@NYJ	45	31	68.9	249	5.5	1	1	28	0-0	80.7			
Oct. 27	CLE	36	20	55.6	259	7.2	2	0	59	3-20	96.9			
Nov. 30	@BAL	46	30	65.2	285	6.2	1	1	30	2-17	80.4			
Nov. 17	@PHI	47	26	55.3	216	4.6	0	0	30	1-7	67.3			
Nov. 24	DAL	37	17	45.9	190	5.1	1	0	32	2-9	70.8			
Dec. 1	@HOU	47	24	51.1	326	6.9	3	1	44	3-23	85.9			
Dec. 8	KC	36	19	52.8	169	4.7	1	1	37	3-20	63.3			
Dec. 15	@CIN	29	15	51.7	128	4.4	2	0	23	2-12	86.6			
Dec. 21	BUF	33	26	78.8	271	8.2	1	0	31	0-0	111			
Dec. 29	MIA	29	16	55.2	221	7.6	2	1	50	1-4	88.4			
TOTALS		613	373	60.8	4,057	6.6	24	8	59	27-185	88.0			
Playoffs														
DATE	OPP	ATT	CMP	PCT	YDS	YDS/ATT	TD	INT	LG	SK-YDS	RTG			
Sept. 8	PIT	37	20	54.1	209	5.6	0	1	29	0-0	59.4			
TOTALS		37	20	54.1	209	5.6	0	1	29	0-0	59.4			

2018 (W/NEW ENGLAND)

DATE	OPP	ATT	CMP	PCT	PASSING			INT	LG	SK-YDS	RTG
					YDS	YDS/ATT	TD				
Sept. 9	HOU	39	26	66.7	277	7.1	3	1	30	2-10	102.2
Sept. 16	@JAC	35	24	68.6	234	6.7	2	0	29	2-14	106.1
Sept. 23	@DET	26	14	53.8	133	5.1	1	1	19	2-13	65.1
Sept. 30	MIA	35	23	65.7	274	7.8	3	2	55	0-0	94.2
Oct. 4	IND	44	34	77.3	341	7.8	3	2	34	0-0	102.6
Oct. 14	KC	35	24	68.6	340	9.7	1	0	42	2-13	109.2
Oct. 21	@CHI	36	25	69.4	277	7.7	3	1	55	1-4	108.2
Oct. 29	@BUF	45	29	64.4	324	7.2	0	0	29	2-13	85.8
Nov. 4	GB	35	22	62.9	294	8.4	1	0	55	2-21	99.0
Nov. 11	@TEN	41	21	51.2	254	6.2	0	0	44	3-23	70.6
Nov. 25	@NYJ	31	20	64.5	283	9.1	2	0	36	0-0	115.4
Dec. 2	MIN	32	24	75.0	311	9.7	1	1	42	0-0	102.5
Dec. 9	@MIA	43	27	62.8	358	8.3	3	0	37	2-14	112.4
Dec. 16	@PIT	36	25	69.4	279	7.8	1	1	63	1-7	89.9
Dec. 23	BUF	24	13	54.2	126	5.3	1	2	32	1-9	48.3
Dec. 30	NYJ	33	24	72.7	250	7.6	4	0	20	1-6	133.8
TOTALS		570	375	65.8	4,355	7.6	29	11	63	21-147	97.7

Playoffs

DATE	OPP	ATT	CMP	PCT	YDS	YDS/ATT	TD	INT	LG	SK-YDS	RTG
Jan. 13	LAC	44	34	77.3%	343	7.8	1	0	35	0-0	106.5
Jan. 20	@KC	46	30	65.2%	348	7.6	1	2	30	0-0	77.1
Feb. 3	LAR	35	21	60.0%	262	7.5	0	1	29	1-9	71.4
TOTALS		37	20	54.1	209	5.6	0	1	29	0-0	59.4

2017 (W/NEW ENGLAND)

DATE	OPP	ATT	CMP	PCT	PASSING			INT	LG	SK-YDS	RTG
					YDS	YDS/ATT	TD				
Sept. 7	KC	36	16	44.4	267	7.4	0	0	54	3-20	70.0
Sept. 17	@NO	39	30	76.9	447	11.5	3	0	53	2-11	139.6
Sept. 24	HOU	35	25	71.4	378	10.8	5	0	47	5-41	146.2
Oct. 1	CAR	45	32	71.1	307	6.8	2	0	43	3-14	104.6
Oct. 5	@TB	40	30	75.0	303	7.6	1	1	34	3-14	94.1
Oct. 15	@NYJ	38	20	52.6	257	6.8	2	1	42	0-0	80.7
Oct. 22	ATL	29	21	72.4	249	8.6	2	0	30	2-8	121.2
Oct. 29	LAC	47	32	68.1	333	7.1	1	0	27	3-16	95.4
Nov. 12	@DEN	34	25	73.5	266	7.8	3	0	27	1-6	125.4
Nov. 19	@OAK	37	30	81.1	340	9.2	3	0	64	1-8	132.0
Nov. 26	MIA	28	18	64.3	227	8.1	4	1	39	1-6	114.1
Dec. 3	@BUF	30	21	70.0	258	8.6	0	1	30	3-14	82.4
Dec. 11	@MIA	43	24	55.8	233	5.4	1	2	38	2-10	59.5
Dec. 17	@PIT	35	22	62.9	298	8.5	1	1	43	2-15	87.6
Dec. 24	BUF	28	21	75.0	224	8.0	2	1	24	2-6	106.8
Dec. 31	NYJ	37	18	48.6	190	5.1	2	0	37	2-12	82.0
TOTALS		581	385	66.3	4,577	7.9	32	8	64	35-201	102.8

Playoffs

DATE	OPP	ATT	CMP	PCT	YDS	YDS/ATT	TD	INT	LG	SK-YDS	RTG
Jan. 13	TEN	53	35	66.0	337	6.4	3	0	31	0-0	102.5
Jan. 21	JAC	38	26	68.4	290	7.6	2	0	31	3-12	108.4
Feb. 4	PHI	48	28	58.3	505	10.5	3	0	31	1-5	115.4
TOTALS		139	89	64.0	1,132	8.1	8	0	50	4-17	108.6

2016 (W/NEW ENGLAND)

DATE	OPP	ATT	CMP	PCT	PASSING			INT	LG	SK-YDS	RTG
					YDS	YDS/ATT	TD				
Sept. 11	@ARI				Suspended						
Sept. 18	MIA				Suspended						
Sept. 22	HOU				Suspended						
Oct. 2	BUF				Suspended						
Oct. 9	@CLE	40	28	70.0	406	10.2	3	0	63	1-3	127.7
Oct. 16	CIN	35	29	82.9	376	10.7	3	0	39	3-18	140.0
Oct. 23	@PIT	26	19	73.1	222	8.5	2	0	37	0-0	124.2
Oct. 30	@BUF	33	22	66.7	315	9.5	4	0	53	4-22	137.0
Nov. 13	SEA	32	23	71.9	316	9.9	0	1	36	2-12	90.1
Nov. 20	@SF	40	24	60.0	280	7.0	4	0	56	1-7	114.6
Nov. 27	@NYJ	50	30	60.0	286	5.7	2	0	25	0-0	89.3
Dec. 4	LAR	46	33	71.7	269	5.8	1	0	32	0-0	93.5
Dec. 12	BAL	38	25	65.8	406	10.7	3	1	79	1-5	116.8
Dec. 18	@DEN	32	16	50.0	188	5.9	0	0	34	2-11	68.2
Dec. 24	NYJ	27	17	63.0	214	7.9	3	0	35	1-9	124.6
Jan. 1	@MIA	33	25	75.8	276	8.4	3	0	77	0-0	130.4
TOTALS		581	385	66.3	4,577	7.9	32	8	64	35-201	102.8
Playoffs											
DATE	OPP	ATT	CMP	PCT	YDS	YDS/ATT	TD	INT	LG	SK-YDS	RTG
Jan. 14	HOU	38	18	47.4	287	7.6	2	2	48	2-8	68.6
Jan. 22	PIT	42	32	76.2	384	9.1	3	0	41	2-10	127.5
Feb. 5	ATL	62	43	69.4	466	7.5	2	1	28	5-24	95.2
TOTALS		142	93	65.5	1,137	8.0	7	3	48	9-42	97.7

2015 (W/NEW ENGLAND)

DATE	OPP	ATT	CMP	PCT	PASSING			INT	LG	SK-YDS	RTG
					YDS	YDS/ATT	TD				
Sept. 10	PIT	32	25	78.1	288	9.0	4	0	52	2-7	143.8
Sept. 20	@BUF	59	38	64.4	466	7.9	3	0	40	2-15	105.6
Sept. 27	JAC	42	33	78.6	358	8.5	2	0	43	2-12	118.1
Oct. 11	@DAL	27	20	74.1	275	10.2	2	0	59	5-28	130.9
Oct. 18	@IND	37	23	62.2	312	8.4	3	1	39	2-11	104.8
Oct. 25	NYJ	54	34	63.0	355	6.6	2	0	27	3-18	94.3
Oct. 29	MIA	38	26	68.4	356	9.4	4	0	47	2-14	133.2
Nov. 8	WAS	39	26	66.7	299	7.7	2	1	48	0-0	96.0
Nov. 15	@NYG	42	26	61.9	334	8.0	2	1	76	3-5	92.8
Nov. 23	BUF	39	20	51.3	277	7.1	1	1	41	1-6	72.3
Nov. 29	@DEN	42	23	54.8	280	6.7	3	0	63	3-18	99.3
Dec. 6	PHI	56	29	51.8	312	5.6	3	2	30	4-24	71.4
Dec. 13	@HOU	30	22	73.3	226	7.5	2	0	45	3-29	116.8
Dec. 20	TEN	35	23	65.7	267	7.6	2	0	31	2-14	107.7
Dec. 27	@NYJ	31	22	71.0	231	7.5	1	1	30	2-10	89.6
Jan. 3	@MIA	21	12	57.1	134	6.4	0	0	68	2-14	76.3
TOTALS		624	402	64.4	4,770	7.6	36	7	76	38-225	102.2
Playoffs											
DATE	OPP	ATT	CMP	PCT	YDS	YDS/ATT	TD	INT	LG	SK-YDS	RTG
Jan. 16	KC	42	28	66.7	302	7.2	2	0	42	0-0	103.5
Jan. 24	@DEN	56	27	48.2	310	5.5	1	2	40	4-18	56.4
TOTALS		98	55	56.1	612	6.2	3	2	42	4-18	76.6

2014 (W/NEW ENGLAND)

DATE	OPP	ATT	CMP	PCT	PASSING			INT	LG	SK-YDS	RTG
					YDS	YDS/ATT	TD				
Sept. 7	@MIA	56	29	51.8	249	4.4	1	0	44	4-23	69.7
Sept. 14	@MIN	21	14	66.7	149	7.1	1	0	44	1-7	103.1
Sept. 21	OAK	37	24	64.9	234	6.3	1	0	22	2-13	91.5
Sept. 29	@KC	23	14	60.9	159	6.9	1	2	44	2-8	59.9
Oct. 5	CIN	35	23	65.7	292	8.3	2	0	30	1-7	110.7
Oct. 12	@BUF	37	27	73.0	361	9.8	4	0	56	2-15	139.6
Oct. 16	NYJ	37	20	54.1	261	7.1	3	0	49	1-1	103.5
Oct. 26	CHI	35	30	85.7	354	10.1	5	0	46	0-0	148.4
Nov. 2	DEN	53	33	62.3	333	6.3	4	1	26	1-1	97.4
Nov. 16	@IND	30	19	63.3	257	8.6	2	2	39	0-0	85.0
Nov. 23	DET	53	38	71.7	349	6.6	2	1	24	0-0	94.0
Nov. 30	@GB	35	22	62.9	245	7.0	2	0	29	1-9	102.7
Dec. 7	@SD	44	28	63.6	317	7.2	2	1	69	1-7	90.8
Dec. 14	MIA	35	21	60.0	287	8.2	2	1	35	0-0	93.4
Dec. 21	@NYJ	35	23	65.7	182	5.2	1	1	14	4-36	76.1
Dec. 28	BUF	16	8	50.0	80	5.0	0	0	27	1-7	64.6

TOTALS **582** **373** **64.1** **4,109** **7.1** **33** **9** **69** **21-134** **97.4**

Playoffs

DATE	OPP	ATT	CMP	PCT	YDS	YDS/ATT	TD	INT	LG	SK-YDS	RTG
Jan. 10	BAL	50	33	66.0	367	7.3	3	1	46	2-10	99.3
Jan. 18	IND	35	23	65.7	226	6.5	3	1	30	1-6	100.4
Feb. 1	SEA	50	37	74.0	328	6.6	4	2	23	1-8	101.1

TOTALS **135** **93** **68.9** **921** **6.8** **10** **4** **46** **4-24** **100.3**

2013 (W/NEW ENGLAND)

DATE	OPP	ATT	CMP	PCT	PASSING			INT	LG	SK-YDS	RTG
					YDS	YDS/ATT	TD				
Sept. 8	@BUF	52	29	55.8	288	5.5	2	1	35	3-15	76.4
Sept. 12	NYJ	39	19	48.7	185	4.7	1	0	39	1-7	71.0
Sept. 22	TB	36	25	69.4	225	6.3	2	1	20	3-23	92.9
Sept. 29	@ATL	31	20	64.5	316	10.2	2	0	49	0-0	119.8
Oct. 6	@CIN	38	18	47.5	197	5.2	0	1	53	4-31	52.2
Oct. 13	NO	43	25	58.1	269	6.3	1	1	23	5-34	74.7
Oct. 20	@NYJ	46	22	47.8	228	5.0	0	1	30	4-23	53.5
Oct. 27	MIA	22	13	59.1	116	5.3	1	1	26	3-16	69.5
Nov. 3	PIT	33	23	69.7	432	13.1	4	0	81	3-19	151.8
Nov. 18	@CAR	40	29	72.5	296	7.4	1	1	37	2-13	91.3
Nov. 24	DEN	50	34	68.0	344	6.9	3	0	43	3-20	107.4
Dec. 1	@HOU	41	29	70.7	371	9.0	2	1	50	1-6	104.8
Dec. 8	CLE	52	32	61.5	418	8.0	2	1	50	4-21	91.7
Dec. 15	@MIA	55	34	61.8	364	6.6	2	1	30	1-7	85.7
Dec. 22	@BAL	26	14	53.8	172	6.6	1	0	34	2-14	87.3
Dec. 29	BUF	24	14	58.3	122	5.1	1	1	22	1-7	68.4

TOTALS **628** **380** **60.5** **4,343** **6.9** **25** **11** **81** **40-256** **87.3**

Playoffs

DATE	OPP	ATT	CMP	PCT	YDS	YDS/ATT	TD	INT	LG	SK-YDS	RTG
Jan. 11	IND	25	13	52.0	198	7.9	0	0	53	2-13	78.4
Jan. 19	@DEN	38	24	63.2	277	7.3	1	0	27	2-21	93.9

TOTALS **63** **37** **58.7** **475** **7.5** **1** **0** **53** **4-34** **87.7**

2012 (W/NEW ENGLAND)

DATE	OPP	ATT	CMP	PCT	PASSING			INT	LG	SK-YDS	RTG
					YDS	YDS/ATT	TD				
Sept. 9	@TEN	31	23	74.2	236	7.6	2	0	28	1-8	117.1
Sept. 16	ARI	46	28	60.9	316	6.9	1	1	36	4-19	79.6
Sept. 23	@BAL	41	28	68.3	335	8.2	1	0	59	2-16	101.2
Sept. 30	@BUF	36	22	61.1	340	9.4	3	0	41	1-7	120.1
Oct. 7	DEN	31	23	74.2	223	7.2	1	0	25	4-30	104.6
Oct. 14	@SEA	58	36	62.1	395	6.8	2	2	46	1-7	79.3
Oct. 21	NYJ	42	26	61.9	259	6.2	2	0	21	1-9	95.2
Oct. 28	@STL	35	23	65.7	304	8.7	4	0	32	0-0	131.1
Nov. 11	BUF	38	23	60.5	237	6.2	2	0	24	1-7	96.1
Nov. 18	IND	35	24	68.6	331	9.5	3	0	36	0-0	127.2
Nov. 22	@NYJ	27	18	66.7	323	12.0	3	0	83	0-0	144.5
Dec. 2	@MIA	40	24	60.0	238	6.0	1	1	31	4-25	74.8
Dec. 10	HOU	35	21	60.0	296	8.5	4	0	63	1-7	125.4
Dec. 16	SF	65	36	55.4	443	6.8	1	2	53	3-18	68.9
Dec. 23	@JAC	41	24	58.5	267	6.5	2	2	32	3-21	73.9
Dec. 30	MIA	36	22	61.1	284	7.9	2	0	25	1-8	104.4
TOTALS		637	401	63.0	4,827	7.6	34	8	83	27-182	98.7
Playoffs											
DATE	OPP	ATT	CMP	PCT	YDS	YDS/ATT	TD	INT	LG	SK-YDS	RTG
Jan. 13	HOU	40	25	62.5	344	8.6	3	0	47	1-9	115.0
Jan. 20	BAL	54	29	53.7	320	5.9	1	2	36	0-0	63.2
TOTALS		94	54	57.4	664	7.1	4	2	47	1-9	84.7

2011 (W/NEW ENGLAND)

DATE	OPP	ATT	CMP	PCT	PASSING			INT	LG	SK-YDS	RTG
					YDS	YDS/ATT	TD				
Sept. 12	@MIA	48	32	66.7	517	10.8	4	1	99	1-1	121.6
Sept. 18	SD	40	31	77.5	423	10.6	3	0	33	2-13	135.7
Sept. 25	@BUF	45	30	66.7	387	8.6	4	4	33	0-0	86.1
Oct. 2	@OAK	30	16	53.3	226	7.5	2	0	32	1-0	100.1
Oct. 9	NYJ	33	24	72.7	321	9.7	1	1	73	4-27	100.7
Oct. 16	DAL	41	27	65.9	289	7.0	2	2	45	3-19	82.3
Oct. 30	@PIT	35	24	68.6	198	5.7	2	0	23	3-28	101.8
Nov. 6	NYG	49	28	57.1	342	7.0	2	2	28	2-10	75.4
Nov. 13	@NYJ	39	26	66.7	329	8.4	3	0	53	0-0	118.4
Nov. 21	KC	27	15	55.6	234	8.7	2	0	52	3-11	109.2
Nov. 27	@PHI	34	24	70.6	361	10.6	3	0	63	1-8	134.6
Dec. 4	IND	38	29	76.3	289	7.6	2	0	23	1-0	114.9
Dec. 11	@WAS	37	22	59.5	357	9.6	3	1	50	1-5	107.6
Dec. 18	@DEN	34	23	67.6	320	9.4	2	0	46	2-10	117.3
Dec. 24	MIA	46	27	58.7	304	6.6	1	0	42	4-23	85.8
Jan. 1	BUF	35	23	65.7	338	9.7	3	1	53	4-18	113.8
TOTALS		611	401	65.6	5,235	8.6	39	12	99	32-173	105.6
Playoffs											
DATE	OPP	ATT	CMP	PCT	YDS	YDS/ATT	TD	INT	LG	SK-YDS	RTG
Jan. 14	DEN	34	26	76.5	363	10.7	6	1	61	0-0	137.6
Jan. 22	BAL	36	22	61.1	239	6.6	0	2	23	1-5	57.5
Feb. 5	NYG	41	27	65.9	276	6.7	2	1	21	2-10	91.1
TOTALS		111	75	67.6	878	7.9	8	4	61	3-15	100.4

2010 (W/NEW ENGLAND)

DATE	OPP	ATT	CMP	PCT	PASSING			INT	LG	SK-YDS	RTG
					YDS	YDS/ATT	TD				
Sept. 12	CIN	35	25	71.4	258	7.4	3	0	45	0-0	120.9
Sept. 19	@NYJ	36	20	55.6	248	6.9	2	2	46	1-9	72.5
Sept. 26	BUF	27	21	77.8	252	9.3	3	0	35	1-7	142.6
Oct. 4	@MIA	24	19	79.2	153	6.4	1	0	17	3-7	107.1
Oct. 17	BAL	44	27	61.4	292	6.6	1	2	30	3-25	69.5
Oct. 24	@SD	32	19	59.4	159	5.0	1	0	24	4-31	82.7
Oct. 31	MIN	27	16	59.3	240	8.9	1	0	65	0-0	100.8
Nov. 7	@CLE	36	19	52.8	224	6.2	2	0	26	1-9	90.5
Nov. 14	@PIT	43	30	69.8	350	8.1	3	0	45	0-0	117.4
Nov. 21	IND	25	19	76.0	186	7.4	2	0	25	1-8	123.1
Nov. 25	@DET	27	21	77.8	341	12.6	4	0	79	1-3	158.3
Dec. 6	NYJ	29	21	72.4	326	11.2	4	0	50	3-22	148.9
Dec. 12	@CHI	40	27	67.5	369	9.2	2	0	59	3-18	113.4
Dec. 19	GB	24	15	62.5	163	6.8	2	0	35	3-27	110.2
Dec. 26	@BUF	27	15	55.6	140	5.2	3	0	23	1-9	107.0
Jan. 2	MIA	16	10	62.5	199	12.4	2	0	40	0-0	145.6
TOTALS		492	324	65.9	3,900	7.9	36	4	79	25-175	111.0
Playoffs											
DATE	OPP	ATT	CMP	PCT	YDS	YDS/ATT	TD	INT	LG	SK-YDS	RTG
Jan. 16	NYJ	45	29	64.4	299	6.6	2	1	37	5-40	89.0
TOTALS		45	29	64.4	299	6.6	2	1	37	5-40	89.0

2009 (W/NEW ENGLAND)

DATE	OPP	ATT	CMP	PCT	PASSING			INT	LG	SK-YDS	RTG
					YDS	YDS/ATT	TD				
Sept. 14	BUF	53	39	73.6	378	7.1	2	1	31	1-10	97.8
Sept. 20	@NYJ	47	23	48.9	216	4.6	0	1	29	0-0	53.1
Sept. 27	ATL	42	25	59.5	277	6.6	1	0	36	0-0	87.1
Oct. 4	BAL	32	21	65.6	258	8.1	1	0	34	3-24	100.8
Oct. 11	@DEN	33	19	57.6	215	6.5	2	0	36	1-6	97.4
Oct. 18	TEN	34	29	85.3	380	11.2	6	0	48	2-6	152.8
Oct. 25	@TB	32	23	71.9	308	9.6	3	2	54	1-1	107.3
Nov. 8	MIA	37	25	67.6	332	9.0	1	1	71	2-9	93.5
Nov. 15	@IND	42	29	69.0	375	8.9	3	1	63	2-11	110.7
Nov. 22	NYJ	41	28	68.3	310	7.6	1	0	43	2-11	98.6
Nov. 30	@NO	36	21	58.3	237	6.6	0	2	47	1-4	55.0
Dec. 6	@MIA	29	19	65.5	352	12.1	2	2	81	0-0	101.5
Dec. 13	CAR	32	19	59.4	192	6.0	1	1	23	0-0	74.0
Dec. 20	@BUF	23	11	47.8	115	5.0	1	1	16	0-0	59.1
Dec. 27	JAC	26	23	88.5	267	10.3	4	0	29	0-0	149
Jan. 3	@HOU	26	17	65.4	186	7.2	0	1	41	1-4	70.4
TOTALS		565	371	65.7	4,398	7.8	28	13	81	16-86	96.2
Playoffs											
DATE	OPP	ATT	CMP	PCT	YDS	YDS/ATT	TD	INT	LG	SK-YDS	RTG
Jan. 10	BAL	42	23	54.8	154	3.7	2	3	24	3-22	49.1
TOTALS		42	23	54.8	154	3.7	2	3	24	3-22	49.1

2008 (W/NEW ENGLAND)

DATE	OPP	ATT	CMP	PCT	PASSING			INT	LG	SK-YDS	RTG
					YDS	YDS/ATT	TD				
Sept. 7	KC	11	7	63.6	76	6.9	0	0	26	0-0	83.9
Sept. 14	@NYJ				Injured Reserve						
Sept. 21	MIA				Injured Reserve						
Oct. 5	@SF				Injured Reserve						
Oct. 12	@SD				Injured Reserve						
Oct. 20	DEN				Injured Reserve						
Oct. 26	STL				Injured Reserve						
Nov. 2	@IND				Injured Reserve						
Nov. 9	BUF				Injured Reserve						
Nov. 13	NYJ				Injured Reserve						
Nov. 23	@MIA				Injured Reserve						
Nov. 30	PIT				Injured Reserve						
Dec. 7	@SEA				Injured Reserve						
Dec. 14	@OAK				Injured Reserve						
Dec. 21	ARI				Injured Reserve						
Dec. 28	@BUF				Injured Reserve						
TOTALS		11	7	63.6	76	6.9	0	0	26	0-0	83.9

2007 (W/NEW ENGLAND)

DATE	OPP	ATT	CMP	PCT	PASSING			INT	LG	SK-YDS	RTG
					YDS	YDS/ATT	TD				
Sept. 9	@NYJ	28	22	78.6	297	10.6	3	0	51	0-0	146.6
Sept. 16	SD	31	25	80.6	279	9.0	3	1	34	2-16	123
Sept. 23	BUF	29	23	79.3	311	10.7	4	0	45	1-3	150.9
Oct. 1	@CIN	32	25	78.1	231	7.2	3	1	23	0-0	115.0
Oct. 7	CLE	38	22	57.9	265	7.0	3	0	35	0-0	105.7
Oct. 14	@DAL	46	31	67.4	388	8.4	5	0	69	3-15	129.6
Oct. 21	@MIA	25	21	84.0	354	14.2	6	0	50	1-10	158.3
Oct. 28	WAS	38	29	76.3	306	8.1	3	0	35	1-0	125.5
Nov. 4	@IND	32	21	65.6	255	8.0	3	2	55	2-18	95.2
Nov. 18	@BUF	39	31	79.5	373	9.6	5	0	43	0-0	146.1
Nov. 25	PHI	54	34	63.0	380	7.0	1	0	42	3-18	90.0
Dec. 3	@BAL	38	18	47.4	257	6.8	2	1	43	3-21	76.3
Dec. 9	PIT	46	32	69.6	399	8.7	4	0	63	0-0	125.2
Dec. 16	NYJ	27	14	51.9	140	5.2	0	1	46	1-6	51.5
Dec. 23	MIA	33	18	54.5	215	6.5	3	2	48	3-11	79.7
Dec. 29	@NYG	42	32	76.2	356	8.5	2	0	65	1-10	116.8
TOTALS		578	398	68.9	4,806	8.3	50	8	69	21-128	117.2

Playoffs

DATE	OPP	ATT	CMP	PCT	YDS	YDS/ATT	TD	INT	LG	SK-YDS	RTG
Jan. 12	JAC	28	26	92.9	262	9.4	3	0	53	1-4	141.1
Jan. 20	SD	33	22	66.7	209	6.3	2	3	18	2-11	66.4
Feb. 3	NYG	48	29	60.4	266	5.5	1	0	19	5-37	82.5
TOTALS		109	77	70.6	737	6.8	6	3	53	8-52	96.0

2006 (W/NEW ENGLAND)

DATE	OPP	ATT	CMP	PCT	PASSING			INT	LG	SK-YDS	RTG
					YDS	YDS/ATT	TD				
Sept. 10	BUF	23	11	47.8	163	7.1	2	1	34	3-27	82.3
Sept. 17	@NYJ	29	15	51.7	220	7.6	1	1	29	1-9	73.9
Sept. 24	DEN	55	31	56.4	320	5.8	1	0	31	0-0	79.4
Oct. 1	@CIN	26	15	57.7	188	7.2	2	1	35	0-0	89.9
Oct. 8	MIA	29	16	55.2	140	4.8	2	0	15	1-6	91.2
Oct. 22	@BUF	27	18	66.7	195	7.2	2	0	35	4-24	112.4
Oct. 30	@MIN	43	29	67.4	372	8.7	4	1	45	3-27	115.6
Nov. 5	IND	35	20	57.1	201	5.7	0	4	39	0-0	34.0
Nov. 12	NYJ	36	24	66.7	253	7.0	1	1	33	4-21	84.6
Nov. 19	@GB	31	20	64.5	244	7.9	4	0	54	1-4	128.2
Nov. 26	CHI	33	22	66.7	267	8.1	1	2	40	0-0	76.2
Dec. 3	DET	38	27	71.1	305	8.0	0	1	28	2-21	83.8
Dec.10	@MIA	25	12	48.0	78	3.1	0	0	21	4-20	55.1
Dec. 17	HOU	23	16	69.6	109	4.7	2	0	43	1-4	108.8
Dec. 24	@JAC	39	28	71.8	249	6.4	1	0	36	1-7	97.1
Dec. 31	@TEN	24	15	62.5	225	9.4	1	0	62	1-5	107.1
TOTALS		516	319	61.8	3,529	6.8	24	12	62	26-175	87.9

Playoffs

DATE	OPP	ATT	CMP	PCT	YDS	YDS/ATT	TD	INT	LG	SK-YDS	RTG
Jan. 7	NYJ	34	22	64.7	212	6.2	2	0	31	1-12	101.6
Jan. 14	@SD	51	27	52.9	280	5.5	2	3	49	2-4	57.6
Jan. 21	@IND	34	21	61.8	232	6.8	1	1	27	1-6	79.5
TOTALS		119	70	58.8	724	6.1	5	4	49	4-22	76.5

2005 (W/NEW ENGLAND)

DATE	OPP	ATT	CMP	PCT	PASSING			INT	LG	SK-YDS	RTG
					YDS	YDS/ATT	TD				
Sept. 8	OAK	38	24	63.2	306	8.1	2	0	35	0-0	105.8
Sept. 18	@CAR	44	23	52.3	270	6.1	1	1	71	2-21	69.3
Sept. 25	@PIT	41	31	75.6	372	9.1	0	1	30	3-26	92.7
Oct. 2	SD	32	19	59.4	224	7.0	1	1	30	1-8	78.1
Oct. 9	@ATL	27	22	81.5	350	13	3	1	55	1-8	140.4
Oct. 16	@DEN	46	24	52.2	299	6.5	1	0	49	0-0	79.9
Oct. 30	BUF	21	14	66.7	199	9.5	1	0	37	3-19	113.0
Nov. 7	IND	33	22	66.7	265	8.0	3	0	35	1-18	121.4
Nov. 13	@MIA	36	21	58.3	275	7.6	2	2	59	2-1	77.9
Nov. 20	NO	29	15	51.7	222	7.7	3	0	60	3-28	111.6
Nov. 27	@KC	40	22	55.0	248	6.2	1	4	25	3-16	42.5
Dec. 4	NYJ	37	27	73.0	271	7.3	0	0	25	2-20	93.4
Dec. 11	@BUF	38	29	76.3	329	8.7	2	2	40	1-1	97.4
Dec. 17	TB	31	20	64.5	258	8.3	3	0	37	1-5	122.8
Dec. 26	@NYJ	29	18	62.1	185	6.4	2	1	23	3-17	89.0
Jan. 1	MIA	8	3	37.5	37	4.6	1	1	18	0-0	52.6

TOTALS **530** **334** **63.0** **4,110** **7.8** **26** **14** **71** **26-188** **92.3**

Playoffs

DATE	OPP	ATT	CMP	PCT	YDS	YDS/ATT	TD	INT	LG	SK-YDS	RTG
Jan. 7	JAC	27	15	55.6	201	7.4	3	0	63	4-12	116.4
Jan. 14	@DEN	36	20	55.6	341	9.5	1	2	73	0-0	74.0

TOTALS **63** **35** **55.6** **542** **8.6** **4** **2** **73** **4-12** **92.2**

2004 (W/NEW ENGLAND)

DATE	OPP	ATT	CMP	PCT	PASSING			INT	LG	SK-YDS	RTG
					YDS	YDS/ATT	TD				
Sept. 9	IND	38	26	68.4	335	8.8	3	1	29	2-15	111.2
Sept. 19	@ARI	26	15	57.7	219	8.4	2	2	27	2-12	78.8
Oct. 3	@BUF	30	17	56.7	298	9.9	2	0	44	0-0	112.9
Oct. 10	MIA	19	7	36.8	76	4.0	2	1	28	1-7	62.6
Oct. 17	SEA	30	19	63.3	231	7.7	1	1	48	1-7	84.2
Oct. 24	NYJ	29	20	69.0	230	7.9	1	0	42	3-20	104.1
Oct. 31	@PIT	43	25	58.1	271	6.3	2	2	23	4-28	72.9
Nov. 7	@STL	31	18	58.1	234	7.5	2	0	50	2-9	103.4
Nov. 14	BUF	35	19	54.3	233	6.7	2	1	47	2-13	82.2
Nov. 22	@KC	26	17	65.4	315	12.1	1	0	48	1-6	119.9
Nov. 28	BAL	30	15	50.0	172	5.7	0	0	37	1-2	67.6
Dec. 5	@CLE	20	11	55.0	157	7.8	1	1	44	2-14	76.5
Dec. 12	CIN	26	18	69.2	260	10.0	2	0	48	1-3	127.1
Dec. 20	@MIA	29	18	62.1	171	5.9	3	4	31	2-15	73.3
Dec. 26	@NYJ	32	21	63.6	264	8.3	2	0	35	1-6	112.0
Jan. 2	SF	30	22	73.3	226	7.5	2	1	25	1-5	102.9

TOTALS **474** **288** **60.8** **3,692** **7.8** **28** **14** **50** **26-162** **92.6**

Playoffs

DATE	OPP	ATT	CMP	PCT	YDS	YDS/ATT	TD	INT	LG	SK-YDS	RTG
Jan. 16	IND	27	18	66.7	144	5.3	1	0	17	3-29	92.2
Jan. 23	@PIT	21	14	66.7	207	9.9	2	0	60	2-11	130.5
Feb. 6	PHI	33	23	69.7	236	7.2	2	0	27	2-17	110.2

TOTALS **81** **55** **67.9** **587** **7.2** **5** **0** **60** **7-57** **109.4**

2003 (W/NEW ENGLAND)

DATE	OPP	ATT	CMP	PCT	PASSING			INT	LG	SK-YDS	RTG
					YDS	YDS/ATT	TD				
Sept. 7	@BUF	28	14	50.0	123	4.4	0	4	42	2-20	22.5
Sept. 14	@PHI	44	30	68.2	255	5.8	3	0	27	2-7	105.8
Sept. 21	NYJ	25	15	60.0	181	7.2	0	0	31	5-34	82.2
Sept. 28	@WAS	38	25	65.8	289	7.6	2	3	29	1-8	73.2
Oct. 5	TEN	31	17	54.8	219	7.1	1	0	58	3-26	88.0
Oct. 12	NYG	21	8	38.1	112	5.3	0	0	39	2-21	56.1
Oct. 19	@MIA	34	24	70.6	283	8.3	2	0	82	1-10	115.2
Oct. 26	CLE	33	20	60.6	259	7.8	0	0	45	1-6	85.3
Nov. 3	@DEN	35	20	57.1	350	10.0	3	1	66	0-0	108.0
Nov. 16	DAL	34	15	44.1	212	6.2	0	0	57	2-9	64.8
Nov. 23	@HOU	47	29	61.7	368	7.8	2	2	33	4-24	82.6
Nov. 30	@IND	35	26	74.3	236	6.7	2	2	31	2-10	87.3
Dec. 7	MIA	31	16	51.6	163	5.3	0	0	25	3-13	67.0
Dec. 14	JAC	34	22	64.7	228	6.7	2	0	32	2-16	103.6
Dec. 20	@NYJ	25	15	60.0	138	5.5	2	0	35	0-0	101.8
Dec. 27	BUF	32	21	65.6	204	6.4	4	0	30	2-14	122.9

TOTALS **527** **317** **60.2** **3,620** **6.9** **23** **12** **82** **32-219** **85.9**

Playoffs

DATE	OPP	ATT	CMP	PCT	YDS	YDS/ATT	TD	INT	LG	SK-YDS	RTG
Jan. 10	TEN	41	21	51.2	201	4.9	1	0	41	0-0	73.3
Jan. 18	IND	37	22	59.5	237	6.4	1	1	28	0-0	76.1
Feb. 1	CAR	48	32	66.7	354	7.4	3	1	52	0-0	100.5

TOTALS **126** **75** **59.5** **792** **6.3** **5** **2** **52** **0-0** **84.5**

2002 (W/NEW ENGLAND)

DATE	OPP	ATT	CMP	PCT	PASSING			INT	LG	SK-YDS	RTG
					YDS	YDS/ATT	TD				
Sept. 9	PIT	43	29	67.4	294	6.8	3	0	40	2-14	110
Sept. 15	@NYJ	35	25	71.4	269	7.7	2	1	49	0-0	100.8
Sept. 22	KC	54	39	72.2	410	7.6	4	1	38	4-11	110.9
Sept. 29	@SD	53	36	67.9	353	6.7	2	2	26	0-0	83.3
Oct. 6	@MIA	31	17	54.8	240	7.7	2	2	34	3-32	74.7
Oct. 13	GB	44	24	54.5	183	4.2	1	3	18	2-17	44.0
Oct. 27	DEN	29	15	51.7	130	4.5	1	0	17	5-20	75.4
Nov. 3	@BUF	26	22	84.6	265	10.2	3	0	31	1-2	147.6
Nov. 10	@CHI	55	36	65.5	328	6.0	3	1	36	2-13	92.1
Nov. 17	@OAK	30	18	60.0	172	5.7	0	0	33	4-25	76.0
Nov. 24	MIN	34	21	61.8	239	7.0	3	0	27	2-20	112.3
Nov. 28	@DET	30	18	60.0	210	7.0	0	1	28	0-0	67.4
Dec. 8	BUF	27	15	55.6	183	6.8	2	0	41	0-0	101.3
Dec. 16	@TEN	29	14	48.3	134	4.6	0	1	35	3-17	47.2
Dec. 22	NYJ	37	19	51.4	133	3.6	1	1	15	2-14	57.6
Dec. 29	MIA	44	25	56.8	221	5.0	1	1	23	1-5	68.5

TOTALS **601** **373** **62.1** **3,764** **6.3** **28** **14** **49** **31-190** **85.7**

2001 (W/NEW ENGLAND)

DATE	OPP	ATT	CMP	PCT	PASSING			INT	LG	SK-YDS	RTG
					YDS	YDS/ATT	TD				
Sept. 9	@CIN					DNP					
Sept. 23	NYJ	10	5	50.0	46	4.6	0	0	21	0-0	62.9
Sept. 30	IND	23	13	56.5	168	7.3	0	0	38	1-9	79.6
Oct. 7	@MIA	24	12	50.0	86	3.6	0	0	15	4-17	58.7
Oct. 14	SD	54	33	61.1	364	6.7	2	0	26	3-19	93.4
Oct. 21	@IND	20	16	80.0	202	10.1	3	0	91	0-0	148.3
Oct. 28	@DEN	38	25	65.8	203	5.3	2	4	30	2-20	57.1
Nov. 4	@ATL	31	21	67.7	250	8.1	3	0	44	3-14	124.4
Nov. 11	BUF	21	15	71.4	107	5.1	1	1	26	7-36	78.9
Nov. 18	STL	27	19	70.4	185	6.9	1	2	27	2-6	70.8
Nov. 25	NO	26	19	73.1	258	9.9	4	0	41	4-17	143.9
Dec. 2	@NYJ	28	20	71.4	213	7.6	0	0	46	3-22	93.3
Dec. 9	CLE	28	19	67.9	218	7.8	0	2	23	3-9	61.3
Dec. 16	@BUF	35	19	54.3	237	6.8	0	1	40	5-31	63.6
Dec. 22	MIA	19	11	57.9	108	5.7	1	0	23	3-14	91.6
Jan. 6	@CAR	29	17	58.6	198	6.8	1	2	31	1-2	62.1
TOTALS		413	264	63.9	2,843	6.9	18	12	91	41-216	86.5

Playoffs

DATE	OPP	ATT	CMP	PCT	YDS	YDS/ATT	TD	INT	LG	SK-YDS	RTG
Jan. 19	OAK	52	32	61.5	312	6.0	0	1	29	2-15	70.4
Jan. 27	@PIT	18	12	66.7	115	6.4	0	0	28	2-14	84.3
Feb. 3	STL	27	16	59.3	145	5.4	1	0	23	1-7	86.2
TOTALS		97	60	61.9	572	5.9	1	1	29	5-36	77.3

2000 (W/NEW ENGLAND)

DATE	OPP	ATT	CMP	PCT	PASSING			INT	LG	SK-YDS	RTG
					YDS	YDS/ATT	TD				
Sept. 3	TB					DNP					
Sept. 11	@NYJ					DNP					
Sept. 17	MIN					DNP					
Sept. 24	@MIA					DNP					
Oct. 1	@DEN					DNP					
Oct. 8	IND					DNP					
Oct. 15	NYJ					DNP					
Oct. 22	@IND					DNP					
Nov. 5	BUF					DNP					
Nov. 12	@CLE					DNP					
Nov. 19	CIN					DNP					
Nov. 23	@DET	3	1	33.3	6	2.0	0	0	6	0-0	42.4
Dec. 4	KC					DNP					
Dec. 10	@CHI					DNP					
Dec. 17	@BUF					DNP					
Dec. 24	MIA					DNP					
TOTALS		3	1	33.3	6	2.0	0	0	6	0-0	42.4

#84 CAMERON BRATE

TIGHT END
HT: 6-5 **WT:** 245
DOB: 7/3/91
NFL: 6TH YEAR
ACQ: FA, 2019
COLLEGE: HARVARD



ACQUIRED BY BUCS:

- X Signed by Tampa Bay on September 23, 2015 from the New Orleans Saints' practice squad.

CAREER HIGHLIGHTS:

- X Signed to Tampa Bay's active roster on September 23, 2015 following stints on the New Orleans Saints practice squad (Week 2 of 2015) and Buccaneers practice squad (Week 1 of 2015).
- X Has played in 82 games, with 28 starts, catching 195 passes for 2,156 yards and 27 touchdowns.
- X Tied for the fifth-most touchdown receptions in Buccaneers history.
- X Ranks fourth in receptions, fourth in receiving yards and second in receiving touchdowns all-time among Buccaneers tight ends.
- X Since the start of the 2016 season, has 24 touchdown receptions, the fourth-most in the NFL among tight ends in that timeframe.
- X Among undrafted Buccaneers players, ranks second in receptions, second in receiving yards and holds the record for touchdown catches.
- X Since recording his first touchdown in 2015, ranks third in the NFL in total touchdowns among undrafted players.
- X Posted a career-high 10 receptions against New Orleans (11/17/19), tying the single-game franchise record for receptions by a tight end.
- X Caught a pass from QB Ryan Fitzpatrick at Arizona (10/15/17), the first time two Harvard players have done so in the NFL.
- X Registered first career multi-touchdown game vs. Los Angeles (9/25/16).

- X Recorded first career touchdown reception at Atlanta (11/1/2015), a 20-yard scoring catch.
- X Recorded first NFL action at Houston on 9/27/2015 and first NFL start vs. Jacksonville on 10/11/2015.

2019 HIGHLIGHTS:

- X Played in 16 games, with six starts, catching 36 passes for 311 yards and four touchdowns.
- X Caught two passes for eight yards against San Francisco (9/8).
- X At Carolina on Thursday Night Football (9/12), caught two passes for 10 yards, including a five-yard reception on third-and-four, helping set up a Buccaneers touchdown.
- X Against N.Y. Giants (9/22), caught two passes for seven yards.
- X Caught three passes for 36 yards, including a 13-yard touchdown reception, in Tampa Bay's 55-40 victory at L.A. Rams (9/29).
- X Had an 11-yard reception at New Orleans (10/6).
- X Against Carolina at Tottenham Hotspur Stadium in London (10/13), caught two passes for 47 yards, including a 37-yard catch that helped set up a touchdown.
- X Brate's touchdown reception in London was the 25th of his career, surpassing Dave Moore for the second-most touchdown receptions by a tight end in team history and tying Mike Williams for the sixth-most in team history.
- X Started at Tennessee (10/27), catching three passes for 32 yards.
- X Started against Arizona (11/10).
- X Caught 10 passes for 73 yards against New Orleans (11/17). His 10 receptions tied a single-game franchise record for a tight end.

- X At Jacksonville (12/1), started and had a five-yard reception on third-and-two.
- X Started against Indianapolis (12/8), catching four passes for 30 yards and a touchdown. His touchdown reception brought his career total to 26, passing Mike Williams for the sixth-most touchdown receptions in franchise history.
- X Caught three passes for 33 yards at Detroit (12/15).
- X Against Houston (12/21), caught two passes for 17 yards.
- X Caught a two-yard touchdown against Atlanta (12/29).

COLLEGE:

- X Ranks fourth in school history with 18 touchdown receptions.
- X Earned second straight unanimous All-Ivy League first team selection after finishing senior season (2013), starting eight games with 25 receptions for 403 yards, and five touchdowns.
- X Member of the NCAA Football Championship Subdivision Academic All-Star Team.
- X Unanimous first-team All-Ivy League selection after junior season (2012), compiling 41 receptions for 592 yards and six touchdowns in 10 starts.
- X Named to first team Capital One All-America.
- X Voted second-team All-Ivy League after sophomore season (2011), recording 25 catches for 386 yards and seven touchdowns in 10 starts.

- X Was a member of the junior varsity team as a freshman in 2010.

PERSONAL:

- X Attended Naperville Central High School (Naperville, Illinois).
- X Played football, basketball and baseball.
- X Named captain of football team as a senior.
- X Earned All-State special mention by the Chicago Tribune.
- X Born Cameron Brate on July 3, 1991.

COMMUNITY:

- X Brate bought meals from Fresh Kitchen, one of his favorite restaurants, and donated them to Metropolitan Ministries to help local businesses and feed those in need during COVID-19.
- X In December 2017, helped distribute food and toys donated by fans and collected by Raymond James to benefit Feeding Tampa Bay, Metropolitan Ministries and Toys for Tots.
- X In November 2017, visited MacDill Air Force Base to kick off the team's Salute to Service Week participating in a meet and greet, teleconference with service members and tours of their facilities.
- X Hosted a Play 60 celebration for students at Buccaneers Academy Bing Elementary School in May 2017.
- X In October 2016, joined teammates and the entire Buccaneers business operations staff for the team's "Hometown Huddle", helping to refurbish the Sulphur Springs K-8 School and Community Center and interact with students.

MOST RECEIVING TD (TEAM HISTORY)

Name (Years)	Rec. TD
1. WR Mike Evans (2014-Pres.)	48
2. TE Jimmie Giles (1978-86)	34
3. WR Kevin House (1980-86)	31
4. WR Joey Galloway (2004-08)	28
5. TE Cameron Brate (2014-Pres.)	27
5. WR Mark Carrier (1987-92)	27

2016-2019 NFL MOST RECEIVING TD (TIGHT ENDS)

Name (Team)	TD
1. Travis Kelce (KC)	27
2. Zach Ertz (PHI)	26
3. Kyle Rudolph (MIN)	25
4. Cameron Brate (TB)	24
5. Jimmy Graham (CHI)	21
5. Eric Ebron (PIT)	21

- X In September 2016, represented the Buccaneers at the opening of "Glazer Family Field" at the Jackson Heights NFL YET Center.
- X In August 2016, helped host athletes from Special Olympics Florida at training camp, encouraging the athletes and running Play 60 drills.
- X In May 2016, helped dedicate a Buccaneers Academy at Bevis Elementary School, which was awarded a Fitness Zone and also presented with a special assembly and P.E. equipment for winning the 2016 Play 60 Challenge.
- X In December 2014, visited patients battling illness during the holidays at All Children's Hospital in St. Petersburg.
- X In November 2014, congratulated students at Pinellas Park Middle School for winning the Fuel Up to PLAY 60 "Defend Your Turf Challenge" and led students in fitness drills.
- X In September 2014, participated in a Buccaneers Academy ribbon-cutting ceremony and helped build an outdoor class at Sheehy Elementary in Tampa.
- X In September 2014, along with UnitedHealthcare employees and teammates, helped construct 35 Learning Garden boxes/kits to be delivered to schools around Tampa Bay.
- X In June 2014, visited MacDill Air Force Base to greet service members and learn about U.S. military operations headquartered in Tampa.
- X In May 2014, participated in the Buccaneers Academy Fitness Zone ribbon cutting at Graham Elementary and helped lead students through PLAY 60 football drills.

BRATE'S CAREER STATISTICS

Year	Team	Receiving							Rushing					
		GP	GS	No	Yds	Avg	Lg	TD	Att	Yds	Avg	Lg	TD	
2014	Tampa Bay	5	1	1	17	17.0	17	0	0	0	-	-	0	
2015	Tampa Bay	14	4	23	288	12.5	46	3	0	0	-	-	0	
2016	Tampa Bay	15	10	57	660	11.6	38	8	0	0	-	-	0	
2017	Tampa Bay	16	5	48	591	12.3	35	6	0	0	-	-	0	
2018	Tampa Bay	16	2	30	289	9.6	21	6	0	0	-	-	0	
2019	Tampa Bay	16	6	36	311	8.6	37	4	0	0	-	-	0	
NFL Totals		82	28	195	2,156	11.1	46	27	0	0	-	-	0	

SINGLE-GAME HIGHS

Receptions: 10, vs. New Orleans, 11/17/19
Receiving Yards: 86, at San Diego, 12/4/16
Receiving TDs: 2, three time, last vs. New Orleans, 12/9/18

ADDITIONAL STATS

ST Tackles: 2 - 2 in 2016
Misc. Tackles: 5 - 1 in 2018; 2 in 2017; 1 in 2016; 1 in 2015
Fumbles-Lost: 3-1 - 1-1 in 2018; 1-0 in 2017; 1-0 in 2016

BRATE'S GAME-BY-GAME STATISTICS

2019

DATE	OPP	NO	RECEIVING				RUSHING				
			YDS	AVG	LG	TD	ATT	YDS	AVG	LG	TD
Sept. 8	SF	2	8	4.0	7	0	0	0	-	-	0
Sept. 12	@CAR	2	10	5.0	5	0	0	0	-	-	0
Sept. 22	NYG	2	7	3.5	6	0	0	0	-	-	0
Sept. 29	@LAR	3	36	12.0	13t	1	0	0	-	-	0
Oct. 6	@NO	1	11	11.0	11	0	0	0	-	-	0
Oct. 13	CAR	2	47	23.5	37	1	0	0	-	-	0
Oct. 27	@TEN	3	32	10.7	12	0	0	0	-	-	0
Nov. 3	@SEA	0	0	-	-	0	0	0	-	-	0
Nov. 10	ARI	0	0	-	-	0	0	0	-	-	0
Nov. 17	NO	10	73	7.3	12	0	0	0	-	-	0
Nov. 24	@ATL	0	0	-	-	0	0	0	-	-	0
Dec. 1	@JAC	1	5	5.0	5	0	0	0	-	-	0
Dec. 8	IND	4	30	7.5	13	1	0	0	-	-	0
Dec. 15	@DET	3	33	11.0	16	0	0	0	-	-	0
Dec. 21	HOU	2	17	8.5	12	0	0	0	-	-	0
Dec. 29	ATL	1	2	2.0	2t	1	0	0	-	-	0
TOTALS		36	311	8.6	37	4	0	0	-	-	0

2018

DATE	OPP	NO	RECEIVING				RUSHING				
			YDS	AVG	LG	TD	ATT	YDS	AVG	LG	TD
Sept. 9	@NO	0	0	-	-	0	0	0	-	-	0
Sept. 16	PHI	0	0	-	-	0	0	0	-	-	0
Sept. 24	PIT	3	34	11.3	21	1	0	0	-	-	0
Sept. 30	@CHI	3	29	9.7	16t	1	0	0	-	-	0
Oct. 14	@ATL	1	15	15.0	15t	1	0	0	-	-	0
Oct. 21	CLE	3	23	7.7	11	0	0	0	-	-	0
Oct. 28	@CIN	1	13	13.0	13	0	0	0	-	-	0
Nov. 4	@CAR	3	15	5.0	9	0	0	0	-	-	0
Nov. 11	WAS	1	14	14.0	14	0	0	0	-	-	0
Nov. 18	@NYG	2	16	8.0	10	0	0	0	-	-	0
Nov. 25	SF	3	26	8.7	11	1	0	0	-	-	0
Dec. 2	CAR	3	36	12.0	18	0	0	0	-	-	0
Dec. 9	NO	2	12	6.0	11t	2	0	0	-	-	0
Dec. 16	@BAL	1	9	9.0	9	0	0	0	-	-	0
Dec. 23	@DAL	2	8	4.0	4	0	0	0	-	-	0
Dec. 30	ATL	2	39	19.5	21	0	0	0	-	-	0
TOTALS		30	289	9.6	21	6	0	0	-	-	0

2017

DATE	OPP	NO	RECEIVING				RUSHING				
			YDS	AVG	LG	TD	ATT	YDS	AVG	LG	TD
Sept. 17	CHI	2	24	12.0	13	0	0	0	-	-	0
Sept. 24	@MIN	4	33	8.3	18	1	0	0	-	-	0
Oct. 1	NYG	4	80	20.0	35	1	0	0	-	-	0
Oct. 5	NE	5	68	13.6	18t	1	0	0	-	-	0
Oct. 15	@ARI	6	76	12.7	21	1	0	0	-	-	0
Oct. 22	@BUF	6	60	10.0	14	0	0	0	-	-	0
Oct. 29	CAR	4	64	16.0	23	0	0	0	-	-	0
Nov. 5	@NO	1	9	9.0	9	0	0	0	-	-	0
Nov. 12	NYJ	1	10	10.0	10	0	0	0	-	-	1
Nov. 19	@MIA	1	12	12.0	12	0	0	0	-	-	0
Nov. 26	@ATL	1	6	6.0	6	0	0	0	-	-	0
Dec. 3	@GB	2	39	19.5	28t	2	0	0	-	-	0
Dec. 10	DET	1	11	11.0	11	0	0	0	-	-	0
Dec. 18	ATL	4	49	12.3	13	0	0	0	-	-	0
Dec. 24	@CAR	3	13	4.3	8	0	0	0	-	-	0
Dec. 31	NO	3	37	12.3	37	0	0	0	-	-	0
TOTALS		48	591	12.3	37	6	0	0	-	-	0

2016

DATE	OPP	NO	RECEIVING					RUSHING				
			YDS	AVG	LG	TD	ATT	YDS	AVG	LG	TD	
Sept. 11	@ATL	3	30	10.0	17	0	0	0	-	-	0	
Sept. 18	@ARI	3	16	5.3	15	0	0	0	-	-	0	
Sept. 25	LA	5	46	9.2	20	2	0	0	-	-	0	
Oct. 2	DEN	5	67	13.4	19	0	0	0	-	-	0	
Oct. 10	@CAR	1	38	38.0	38	0	0	0	-	-	0	
Oct. 23	@SF	3	29	9.7	17	0	0	0	-	-	0	
Oct. 30	OAK	3	22	7.3	17	1	0	0	-	-	0	
Nov. 3	ATL	5	43	8.6	17	1	0	0	-	-	0	
Nov. 13	CHI	7	84	12.0	16	1	0	0	-	-	0	
Nov. 20	@KC	2	18	9.0	10	0	0	0	-	-	0	
Nov. 27	SEA	4	49	12.3	27	0	0	0	-	-	0	
Dec. 4	@SD	6	86	14.3	38	1	0	0	-	-	0	
Dec. 11	NO	4	47	11.8	18	0	0	0	-	-	0	
Dec. 18	@DAL	5	73	14.6	22	1	0	0	-	-	0	
Dec. 24	@NO	1	12	12.0	12t	1	0	0	-	-	0	
Jan. 1	CAR					Injured Reserve						
TOTALS		57	660	11.6	38	8	0	0	-	-	0	

2015

DATE	OPP	NO	RECEIVING					RUSHING				
			YDS	AVG	LG	TD	ATT	YDS	AVG	LG	TD	
Sept. 13	TEN											
Sept. 20	@NO											
Sept. 27	@HOU	0	0	-	-	0	0	0	-	-	0	
Oct. 4	CAR	1	7	7.0	7	0	0	0	-	-	0	
Oct. 11	JAC	0	0	-	-	0	0	0	-	-	0	
Oct. 25	@WAS	1	6	6.0	6	0	0	0	-	-	0	
Nov. 1	@ATL	2	48	24.0	28	1	0	0	-	-	0	
Nov. 8	NYG	1	17	17.0	17	0	0	0	-	-	0	
Nov. 15	DAL	1	6	6.0	6	0	0	0	-	-	0	
Nov. 22	@PHI	3	47	15.7	23	1	0	0	-	-	0	
Nov. 29	@IND	5	53	10.6	20t	1	0	0	-	-	0	
Dec. 6	ATL	2	12	6.0	7	0	0	0	-	-	0	
Dec. 13	NO	2	16	8.0	11	0	0	0	-	-	0	
Dec. 17	@STL	3	20	6.7	8	0	0	0	-	-	0	
Dec. 27	CHI	1	46	46.0	46	0	0	0	-	-	0	
Jan. 3	@CAR	1	10	10.0	10	0	0	0	-	-	0	
TOTALS		23	288	12.5	46	3	0	0	-	-	0	

#65 ALEX CAPPA

GUARD

HT: 6-6 WT: 305

DOB: 1/27/95

NFL: 3RD YEAR

ACQ: D3, 2018

COLLEGE: HUMBOLDT STATE



ACQUIRED BY BUCS:

- X Selected in the third round (94th overall) of the 2018 NFL Draft by the Buccaneers.

2019 HIGHLIGHTS:

- X Started at right guard in all 13 games he played in, helping guide an offense that averaged 28.6 points per game, the third-highest mark in the league, posting 397.9 yards per game, the third-highest mark in the NFL, with 302.8 passing yards per game, the best mark in the NFL.
- X Made first career start against San Francisco (9/8), helping the team run for 121 yards.
- X Started at right guard on Thursday Night Football at Carolina (9/12).
- X Against N.Y. Giants (9/22), part of an offensive line that helped the team total 499 yards, including 144 rushing yards.
- X Started at right guard at L.A. Rams (9/29), helping the offense total 464 yards and score six touchdowns in the team's 55-40 victory.
- X At New Orleans (10/6), started at right guard.
- X Inactive against Carolina (10/13) and at Tennessee (10/27) with an arm injury (10/13).
- X Returned to action at Seattle (11/3), helping the offense total 418 yards.
- X Against Arizona (11/10), was part of an offense that totaled 457 yards, including 118 rushing yards.
- X Started against New Orleans (11/17).
- X At Atlanta (11/24), started at right guard, helping the offense record 446 yards, including 133 rushing yards, while allowing zero sacks.

- X Started a right guard at Jacksonville (12/1), before exiting with an elbow injury.
- X Inactive against Indianapolis (12/8) with an elbow injury.
- X Returned to action at Detroit (12/15), helping the offense total 495 yards.
- X Against Houston (12/21), started at right guard, helping the team gain 435 yards of offense, including 106 rushing yards.
- X Started at right guard against Atlanta (12/29), with the team recording 136 rushing yards, averaging 6.5 yards per rush.

COLLEGE/PERSONAL:

- X Played in 43 games at Humboldt State (2013-17), earning Great Northwest Athletic Conference Offensive Lineman of the Year all four years he played.
- X As a senior in 2017, was a unanimous first-team All-GNAC selection and was a national finalist for the Gene Upshaw Award, given annually to the best lineman - offensive or defensive - in Division II football.
- X Played in 11 games as a junior (2016), earning first-team All-GNAC honors, being named Division II Conference Commissioners Association first-team All-Region, American Football Coaches Association and Hero Sports first-team All-American, as well as being selected as a representative on the Associated Press Little All-America Second Team.
- X Named a D2CCA second-team All-American as a sophomore (2015), while earning Don Hansen Honorable Mention All-American honors and being selected to the D2CCA All-Region Team and the Don Hansen All-Super Region First Team. Was a unanimous first-team All-GNAC selection.

- X As a redshirt freshman (2014), played in 10 games and earned unanimous first-team All-GNAC honors.
- X Redshirted in 2013.
- X Attended Dublin High School (Dublin, California).
- X Received first-team All-Diablo Foothill Athletic League honors as a defensive lineman in 2011, before moving to offensive line in 2012 and earning first-team all-league honors.
- X Son of James and Loretta Cappa.

COMMUNITY:

- X Cappa participated in the 7th Annual Cut for a Cure with the National Pediatric Cancer Foundation and helped raise \$100,000.

- X In November 2019, Cappa participated in the 13th annual Turkey Time with the O-Line and sat in on bail and probation hearings at the Hillsborough County Courthouse on Tuesday to gain perspective on the criminal justice system.
- X To close out the 2019 holiday season, Cappa helped surprise 30 kids with a shopping spree at Target.
- X Cappa bought meals from Tour de Pizza in St. Pete and donated them to Metropolitan Ministries to help local businesses and feed those in need during COVID-19. General Manager Jason Licht, Head Coach Bruce Arians, and other teammates tagged along to join the mission.

CAPPA'S CAREER STATISTICS

Games/Starts: TB: 2018: 6/0; 2019: 13/13
Career Totals: 19/13

#48
JACK CICHY

INSIDE LINEBACKER
HT: 6-2 **WT:** 238
DOB: 5/5/96
NFL: 3RD YEAR
ACQ: D6, 2018
COLLEGE: WISCONSIN



ACQUIRED BY BUCS:

- X Selected in the sixth round (202nd overall) of the 2018 NFL Draft by the Buccaneers.

CAREER HIGHLIGHTS:

- X Has played in 10 career games, recording one tackle on defense and three on special teams.

2019 HIGHLIGHTS:

- X Played in a reserve role in season opener vs. San Francisco (9/8).

- X Played in a reserve role in win at Carolina (9/12).
- X Saw action on special teams vs. New York Giants (9/22).
- X Played on special teams in win at Los Angeles Rams (9/29) before leaving the game with an elbow injury.
- X Missed games 5-7 with an elbow injury.
- X Placed on Injured Reserve on October 30.

COLLEGE:

- X Played in 24 games, with 11 starts, at Wisconsin (2013-17), totaling 121 tackles (15 for loss), 6.5 sacks, six passes defended and two forced fumbles.
- X Missed the 2017 season due to injury.
- X In 2016, started all seven games he played at linebacker, registering 60 tackles (seven for loss), two passes defended, two forced fumbles and 1.5 sacks.
- X Earned Big Ten Player of the Week honors after recording a career-high 15 tackles and a career-best 3.5 tackles for loss against Ohio State.
- X As a redshirt sophomore in 2015, played in all 13 games, making four starts, finishing the year with 60 tackles (eight for loss), 5.0 sacks and four passes defended.
- X Named Defensive MVP of the Holiday Bowl after recording a team-high nine

tackles, to go along with 3.0 sacks - all in the second half - against USC. All three sacks came on consecutive plays.

- X Redshirted in 2014.
- X Played in four games as a true freshman (2013).
- X Graduated with a degree in economics.

PERSONAL:

- X Attended Hill Murray High School (Somerset, Wisconsin).
- X Named all-conference as a senior and was honorable mention all-state.
- X Sister, Tessa, played basketball at Wisconsin.
- X Son of Lisa and Steve Cichy.
- X Father played football at Notre Dame and in the Canadian Football league, while his mother played basketball at Marquette.

CICHY'S CAREER STATISTICS

Year	Team	GP	GS	Tackles			Sk	Yds	INT				Fumbles				ST Tackles				
				T	S	A			No	Yds	Lg	TD	PD	FF	FR	Yds	T	S	A		
2018	Tampa Bay	6	0	1	1	0	0.0	0.0	0	0	0	0	0	0	0	0	0	0	3	2	1
2019	Tampa Bay	4	0	1	0	1	0.0	0.0	0	0	0	0	0	0	0	0	0	0	0	0	0
NFL Totals		10	0	2	1	1	0.0	0.0	0	0	0	0	0	0	0	0	0	0	3	2	1

#41 KAHZIN DANIELS

OUTSIDE LINEBACKER

HT: 6-4 **WT:** 240

DOB: 10/26/95

NFL: 2ND YEAR

ACQ: FA, 2019

COLLEGE: CHARLESTON (WV)



ACQUIRED BY BUCS:

- X Signed by Tampa Bay as a college free agent on May 10, 2019.

2019 HIGHLIGHTS:

- X Appeared in two games for Buccaneers.
- X Spent the offseason and preseason with Tampa Bay.
- X Signed to the Buccaneers' practice squad on October 17. Promoted to the active roster on November 6.
- X Made NFL debut against the Arizona Cardinals (11/10).
- X Played on special teams vs. New Orleans (11/17).
- X Inactive Weeks 12-17.

COLLEGE/PERSONAL:

- X Played in 40 career games at Charleston (WV) (2015-18).
- X Recorded 161 tackles, 34.5 sacks and three passes defended. Finished his career as the school's all-time sack leader.
- X As a senior (2018), registered 48 tackles, 8.5 sacks and one pass defended.

- X Named Second-Team Division II All-American and First-Team All-Mountain East Conference.

- X Totaled 49 tackles and 12 sacks in his junior season (2017), earning Second-Team All-Mountain East Conference honors.

- X As a sophomore (2016), had 43 tackles, 11 sacks and two passes defended.

- X Recorded 21 tackles as a freshman (2015), to go with three sacks.

- X Played one post-graduate year at Milford Academy (New Berlin, New York).

- X Attended Barringer High School (Newark, New Jersey).

COMMUNITY:

- X In June 2019, rookies participated in Tampa's Police Department Citizen's Academy and visited MacDill's Air Force Base.

- X Daniels participated in the Linebackers Light Up the Holidays event as part of the 2019 holiday season, helping surprise a group of children with a shopping spree at Target.

#54

LAVONTE DAVID

INSIDE LINEBACKER


HT: 6-1 WT: 233

DOB: 1/23/90

NFL: 9TH YEAR

ACQ: D2, 2012

COLLEGE: NEBRASKA



ACQUIRED BY BUCS:

- X Selected by Tampa Bay in the second round (58th overall) of the 2012 NFL Draft.

AWARDS & ACCOLADES:

- X 2015 Pro Bowl Selection.
- X 2013 AP All-Pro First-Team Selection.
- X 2016 AP All-Pro Second-Team Selection
- X NFC Defensive Player of the Week (Week 12, 2013).
- X NFC Defensive Player of the Week (Week 10, 2015).
- X USA Today All-Joe Team (2012, 2013).
- X 2012 PFW/PFWA All-Rookie Team.
- X NFC Defensive Rookie Of The Month (November 2012).

CAREER HIGHLIGHTS:

- X Has started all 121 games that he has played, totaling 1,006 tackles, including 116 for loss, 45 passes defensed, 22.5 sacks, 11 interceptions (2 return TDs), 21 forced fumbles, 14 fumble recoveries (1 return TD) and one safety.
- X Joined Ray Lewis as only players in NFL history to record 1,000 tackles, 20.0 sacks and 10 interceptions through their first eight seasons.
- X Selected to NFL.com's 2010s All-Decade Team.
- X Has served as Buccaneers Captain from 2014-19.
- X Ranks first the NFL in solo tackles (722), third in total tackles (1,006), and third in tackles for loss (116) among all NFL players since entering the league in 2012.

- X Only NFL player with 600+ tackles, 20+ sacks and 10+ interceptions since start of 2012 season.
- X Since 2012, ranks third among NFL linebackers in interceptions with 11 and tied for fifth among linebackers with two interceptions returned for touchdowns. Also during that span, ranks sixth among all players with 21 forced fumbles and first with 14 opponent fumble recoveries.
- X Has scored 20 points (3 TDs, 1 safety) since entering the league in 2012, the ninth-most among all front-seven players. Since start of 2015 season, ranks 10th among all defensive players in return touchdowns with three.
- X Since start of 2015 season, one of two NFL players (Bobby Wagner) to record 500+ tackles, 10+ sacks and 5+ interceptions, while leading the NFL with 12 opponent fumble recoveries and ranking third with 15 forced fumbles.
- X Ranks third behind only Chandler Jones and Khalil Mack for most forced fumbles since 2014 (19).
- X Leads all NFL players in fumble recoveries since 2012 (14), 2013 (14), 2014 (13), 2015 (12), 2016 (10), and 2017 (8).
- X His 14 career fumble recoveries are a Buccaneers franchise record.
- X His 121 starts are the ninth-most in Buccaneers franchise history.
- X His five fumble recoveries in 2017 are a Buccaneers single-season franchise record.
- X Recorded first fumble recovery return touchdown when he stripped Larry

Fitzgerald, scooped the football and continued 21 yards for the score, at Arizona (10/15/17)

- X In 2016, tied for NFL lead, and most among linebackers, with 17 tackles for loss.
- X Garnered Associated Press Second-Team All-Pro honors following the 2016 season.
- X Named to first Pro Bowl following the 2015 season when he ranked third in the league in tackles (147) and added three sacks, three interceptions, two forced fumbles, two fumble recoveries and 13 passes defended (most among NFL linebackers).
- X Named Associated Press All-Pro First-Team following 2013 season when he ranked fifth in the NFL in both tackles (143) tackles and interceptions (5). Added a safety, two forced fumbles, one fumble recovery, and 10 passes defended,
- X Tied for league lead with 14.5 run stuffs in 2013, according to STATS, Inc., and ranked third in the NFL in tackles for loss (20), behind Robert Quinn and J.J. Watt.
- X Ranked by Pro Football Focus as the No. 1 run stuffing outside linebacker and finished with the third-most

quarterback pressures (sacks, QB hits, hurries) at the position.

- X Only NFL player with 125+ tackles and 6+ sacks in 2013.
- X One of only two players since 1982 to record at least 7.0 sacks and five interceptions in the same season (S Dave Duerson).
- X In 2012, led the Buccaneers in tackles as a rookie, posting 139 tackles, tied for the seventh-most in the NFL. Also posted 112 solo tackles, the second-most in the league.
- X Named to USA Today's All-Joe Team in both 2012 & 2013.
- X Selected to PFW/PFWA All-Rookie Team in 2012.
- X Only linebacker in Buccaneers history with two multiple-interception games.
- X Scored first career touchdown on a 20-yard interception return (Mark Sanchez) in win at Philadelphia (11/22/15).
- X Registered his first career interception (Peyton Manning) at Denver (12/2/12).
- X Notched his first career sack vs. Philadelphia (12/9/12).
- X Started in his NFL debut against Carolina (9/9/12).

2012-19 NFL TACKLE LEADERS

Name (Current Team)	Tackles
1. Luke Kuechly (Retired)	1,092
2. Bobby Wagner (SEA)	1,073
3. Lavonte David (TB)	1,006
4. Thomas Davis (LAC)	804
5. Demario Davis (NO)	787
5. K.J. Wright (SEA)	787

2012-19 NFL SOLO TACKLE LEADERS

Name (Current Team)	Solo Tackles
1. Lavonte David (TB)	717
2. Luke Kuechly (Retired)	685
3. Bobby Wagner (SEA)	639
4. Antoine Bethea (Free Agent)	577
5. Reshad Jones (Free Agent)	534

2012-2019 NFL TACKLE FOR LOSS LEADERS

Name (Team)	TFL
1. J.J. Watt (HOU)	145
2. Aaron Donald (LAR)	117
3. Lavonte David (TB)	116
3. Michael Bennett (Free Agent)	116
3. Von Miller (DEN)	116

2012-19 NFL FORCED FUMBLE LEADERS

Name (Current Team)	FF
1. Chandler Jones (ARI)	27
2. Robert Quinn (CHI)	24
3. Von Miller (DEN)	23
3. J.J. Watt (HOU)	23
5. Ryan Kerrigan (WAS)	22
6. Lavonte David (TB)	21
7. Khalil Mack (CHI)	20
7. Carlos Dunlap (CIN)	20

2019 HIGHLIGHTS:

- X Started all 16 games, recording a team-leading 122 tackles, including 10 for loss, one sack, one interception, three forced fumbles, one fumble recovery and seven passes defended.
- X Elected defensive captain by teammates for the sixth consecutive season.
- X Tampa Bay Buccaneers' nominee for the Art Rooney Sportsmanship Award and Bart Starr Award.
- X Started opener vs. San Francisco (9/8) and contributed seven tackles, including one for loss.
- X On Thursday Night Football at Carolina (9/12), tallied seven tackles.
- X Led Buccaneers with nine tackles and added one pass defended vs. New York Giants (9/22).
- X Intercepted Jared Goff and returned it 26 yards to the Rams 9-yard line setting up a Buccaneers touchdown on the next play. Added seven tackles in win at Los Angeles (9/29).
- X Logged five tackles and one quarterback hit at New Orleans (10/6).
- X Notched six tackles, including one for loss, vs. Carolina (10/13).
- X Collected season-high 12 tackles, including one for loss, and one pass defended at Tennessee (10/27).
- X Posted eight tackles, including one for loss, and one sack (Russell Wilson) at Seattle (11/3).
- X Tied for team lead with eight tackles, including one for loss, and added a forced fumble, which he recovered, in Buccaneers win vs. Arizona (11/10).
- X Recorded six tackles vs. New Orleans (11/17).
- X Tallied eight tackles, including one for loss, and one pass defended in win at Atlanta (11/24).
- X Tied for team lead with seven tackles, including one for loss, while adding a pass defended in win at Jacksonville (12/1).
- X Tied for team lead with seven tackles, including one for loss, while adding a pass defended in win at Jacksonville (12/1).

- X With his 118th start as a Buccaneer, passed Lee Roy Selmon for the ninth-most in franchise history, contributing six tackles in win vs. Indianapolis (12/8).
- X Collected a team-high eight tackles, including two for loss, one forced fumble (recovered by Buccaneers), and one pass defended in win at Detroit (12/15).
- X Led team with 10 tackles and forced a fumble that was recovered by the Buccaneers, vs. Houston (12/21).
- X Notched his 1,000th career tackle among his seven vs. Atlanta (12/29).

COLLEGE:

- X Started all 27 games he played in at Nebraska (2010-11), recording 285 tackles, 28 tackles for loss, 11.5 sacks, two interceptions, 12 passes defended, three forced fumbles and two fumbles recovered.
- X In 2011, earned first-team All-American honors from the American Football Coaches Association, CBS and ESPN.
- X Also earned first-team All-Big Ten accolades (coaches, media, ESPN.com, Yahoo.com, Phil Steele).
- X Was a finalist for the Butkus Award (Top Linebacker), semifinalist for the Chuck Bednarik Award (Top Defensive Player)



and semifinalist for the Lott Trophy (Top Defensive IMPACT Player) in 2011.

- X Named the 2011 Butkus-Fitzgerald Big Ten Linebacker of the Year and Nebraska team MVP.
- X 2011 Guy Chamberlin Award Winner for his play and contributions to the betterment of the University of Nebraska football team.
- X As a senior, led Nebraska with 133 tackles and ranked third in the Big Ten in tackles per game.
- X Also led Nebraska in tackles for loss (13.0), sacks (5.5), interceptions (2), forced fumbles (2) and fumble recoveries (2) in 2011.
- X In 2010, set a school record with 152 tackles.
- X His 285 career tackles rank fourth in school history, and most by a two-year player.
- X Recorded a career-high 19 tackles in one game against South Dakota State, the seventh-most in school history.
- X Was named first-team All-American (Rivals.com and CBS), unanimous first-team Big 12 and Big 12 Newcomer of the Year, as selected by the coaches, in 2010.
- X Prior to his time at Nebraska, led Fort Scott Community College (Fort Scott, Kansas) to the Junior College National Championship Game, while ranking among the conference's leaders in tackles and tackles for loss.
- X Was named Defensive MVP of the JUCO National Championship Game.
- X Two-time first-team All-Jayhawk Conference selection and a Region VI All-American in 2009.
- X During his first season at Fort Scott, led the Jayhawk Conference with 93 tackles.
- X Majored in criminology and criminal justice.

COMMUNITY:

- X David participated in the 7th Annual Cut for a Cure with the National Pediatric Cancer Foundation and helped raise \$100,000.
- X As a national ambassador for Big Brother Big Sister, Lavonte hosted his

4th annual bowling event benefiting the organization in 2019.

- X David coordinated with teammates to help donate weekly meals from local businesses to Metropolitan Ministries, helping feed those in need during COVID-19.
- X In October 2016, joined teammates and the entire Buccaneers business operations staff for the team's "Hometown Huddle", helping to refurbish the Sulphur Springs K-8 School and Community Center and interact with students.
- X In June 2016, was named a national ambassador and BIG Champion for Big Brothers Big Sisters of America, with the mission of creating more matches between children and caring, adult mentors across the United States.
- X In May 2016, helped dedicate a Buccaneers Academy at Bevis Elementary School, which was awarded a Fitness Zone and also presented with a special assembly and P.E. equipment for winning the 2016 Play 60 Challenge.
- X In November 2015 and 2016, hosted a bowling event to benefit Big Brothers Big Sisters of Tampa Bay.
- X In July 2015, hosted his inaugural free backpack and school supply donation to youth in his hometown of Miami, FL.
- X In June 2015, had his head shaved by children battling cancer as part of the Buccaneers Cut for a Cure to raise funds and awareness for the Pediatric Cancer Foundation.
- X Paired up with United Way volunteers and students to install a "Learning Garden" at Edison Elementary in October 2013 and at Davis Elementary in September 2015.
- X Led students through football drills and promoted the importance of health and fitness for the opening of Buccaneers Academy Fitness Zones at Foster Elementary in September 2012 and Sulphur Springs Elementary in December 2012.
- X As a member of the Buccaneers Rookie Club in 2012, visited youth at All Children's Hospital in St. Petersburg and sang holiday carols to residents at Westminster Palms retirement home,

visited MacDill Air Force Base to thank civilian workers and active duty military for their service, helped host a lunch for service members at Coast Guard Air Station Clearwater and visited veterans recovering from injury and illness at Bay Pines VA Hospital, hosted an educational scavenger hunt for children from the Boys & Girls Clubs of Tampa Bay at Busch Gardens Tampa, and greeted patients at St. Joseph's Children's Hospital in May 2012.

X Volunteered time while at Nebraska with team hospital visits and the Husker Heroes program.

PERSONAL:

- X Attended Northwestern High School (Miami, Florida).
- X Won back-to-back Florida state titles in 2006 and 2007, while finishing with undefeated records both years.
- X Son of the late Lynette David.
- X Born Lavonte David on January 23, 1990, in Miami, Florida.

DAVID'S CAREER STATISTICS

Year	Team	GP	GS	Tackles				INT				Fumbles				ST Tackles				
				T	S	A	Sk	Yds	No	Yds	Lg	TD	PD	FF	FR	Yds	T	S	A	
2012	Tampa Bay	16	16	139	112	27	2.0	14.0	1	27	27	0	5	0	0	0	0	0	0	0
2013	Tampa Bay	16	16	144	106	38	7.0	52.5	5	87	32	0	9	2	1	0	1	1	0	
2014	Tampa Bay	14	14	146	101	45	1.0	4.0	0	0	0	0	4	4	1	0	0	0	0	
2015	Tampa Bay	16	16	147	85	62	3.0	17.0	3	19	20	1	13	2	2	0	0	0	0	
2016	Tampa Bay	16	16	87	67	20	5.0	39.0	1	15	15t	1	4	4	2	53	0	0	0	
2017	Tampa Bay	13	13	101	76	25	0.0	0.0	0	0	0	0	1	5	5	21	0	0	0	
2018	Tampa Bay	14	14	120	94	26	3.5	14.5	0	0	0	0	2	1	2	0	0	0	0	
2019	Tampa Bay	16	16	121	81	40	1.0	14.0	1	26	26	0	7	3	1	0	1	1	0	
NFL Totals		121	121	1,005	722	283	22.5	155.0	11	174	32	2	45	21	14	74	2	2	0	

SINGLE-GAME HIGHS

Tackles: 16, at Oakland, 11/4/12
Sacks: 2.0, twice, last vs. Carolina, 1/1/17
Interceptions: 2, twice, last at Philadelphia, 11/22/15
INT-TD: 1, twice, last at San Diego, 12/4/16
Passes Defensed: 2, seven times, last at San Diego, 12/4/16
Safeties: 1, vs. Miami, 11/11/13
Forced Fumbles: 2, at Arizona, 10/15/17
Fumble Recoveries: 2, at Carolina, 1/3/16
FR-TD: 1, at Arizona, 10/15/17

DAVID'S GAME-BY-GAME STATISTICS

FRONT OFFICE

VETERANS

2019 REVIEW

HISTORY

RECORDS

SIDELINES

2019

DATE	OPP	TACKLES						INTERCEPTIONS					FUMBLES			ST TACKLES			
		T	S	A	TFL	SK	YDS	QH	NO	YDS	LG	TD	PD	FF	FR	YDS	T	S	A
Sept. 8	SF	7	6	1	1	0.0	0.0	0	0	0	0	0	0	0	0	0	0	0	0
Sept. 12	@CAR	7	2	5	0	0.0	0.0	0	0	0	0	0	0	0	0	0	0	0	0
Sept. 22	NYG	9	4	5	0	0.0	0.0	1	0	0	0	0	1	0	0	0	0	0	0
Sept. 29	@LAR	7	4	3	0	0.0	0.0	2	1	26	26	0	1	0	0	0	0	0	0
Oct. 6	@NO	5	5	0	0	0.0	0.0	1	0	0	0	0	1	0	0	0	0	0	0
Oct. 13	CAR	6	5	1	1	0.0	0.0	0	0	0	0	0	0	0	0	0	0	0	0
Oct. 27	@TEN	12	6	6	1	0.0	0.0	0	0	0	0	0	1	0	0	0	0	0	0
Nov. 3	@SEA	8	5	3	2	1.0	14.0	1	0	0	0	0	0	0	0	0	1	1	0
Nov. 10	ARI	8	6	2	1	0.0	0.0	0	0	0	0	0	0	1	1	0	0	0	0
Nov. 17	NO	6	5	1	0	0.0	0.0	0	0	0	0	0	0	0	0	0	0	0	0
Nov. 24	@ATL	8	6	2	1	0.0	0.0	0	0	0	0	0	1	0	0	0	0	0	0
Dec. 1	@JAC	7	4	3	1	0.0	0.0	0	0	0	0	0	1	0	0	0	0	0	0
Dec. 8	IND	6	3	3	0	0.0	0.0	1	0	0	0	0	1	0	0	0	0	0	0
Dec. 15	@DET	9	7	2	2	0.0	0.0	0	0	0	0	0	1	1	0	0	0	0	0
Dec. 21	HOU	10	8	2	0	0.0	0.0	1	0	0	0	0	1	1	0	0	0	0	0
Dec. 29	ATL	7	5	2	0	0.0	0.0	0	0	0	0	0	0	0	0	0	0	0	0
TOTALS		121	81	40	10	1.0	14.0	7	1	26	26	0	7	3	1	0	1	1	0

2018

DATE	OPP	TACKLES						INTERCEPTIONS					FUMBLES			ST TACKLES			
		T	S	A	TFL	SK	YDS	QH	NO	YDS	LG	TD	PD	FF	FR	YDS	T	S	A
Sept. 9	@NO	9	6	3	0	0.0	0.0	0	0	0	0	0	0	0	0	0	0	0	0
Sept. 16	PHI	9	6	3	0	0.0	0.0	0	0	0	0	0	1	0	1	0	0	0	0
Sept. 24	PIT	9	8	1	3	0.0	0.0	0	0	0	0	0	0	0	0	0	0	0	0
Sept. 30	@CHI	7	7	0	1	0.0	0.0	1	0	0	0	0	0	0	0	0	0	0	0
Oct. 14	@ATL	6	6	0	1	0.0	0.0	1	0	0	0	0	0	0	0	0	0	0	0
Oct. 21	CLE	8	7	1	2	0.0	0.0	0	0	0	0	0	0	1	0	0	0	0	0
Oct. 28	@CIN	8	3	5	2	0.0	0.0	0	0	0	0	0	0	0	0	0	0	0	0
Nov. 4	@CAR	8	6	2	0	0.5	4.5	1	0	0	0	0	0	0	0	0	0	0	0
Nov. 11	WAS	7	7	0	0	0.0	0.0	0	0	0	0	0	0	0	0	0	0	0	0
Nov. 18	@NYG								Inactive										
Nov. 25	SF								Inactive										
Dec. 2	CAR	12	9	3	1	1.0	7.0	1	0	0	0	0	1	0	0	0	0	0	0
Dec. 9	NO	10	9	1	0	0.0	0.0	0	0	0	0	0	0	0	0	0	0	0	0
Dec. 16	@BAL	12	10	2	1	2.0	3.0	3	0	0	0	0	0	0	1	0	0	0	0
Dec. 23	@DAL	5	3	2	2	0.0	0.0	0	0	0	0	0	0	0	0	0	0	0	0
Dec. 30	ATL	10	7	3	0	0.0	0.0	0	0	0	0	0	0	0	0	0	0	0	0
TOTALS		120	94	26	13	3.5	14.5	7	0	0	0	0	2	1	2	0	0	0	0

2017

DATE	OPP	TACKLES						INTERCEPTIONS					FUMBLES			ST TACKLES			
		T	S	A	TFL	SK	YDS	QH	NO	YDS	LG	TD	PD	FF	FR	YDS	T	S	A
Sept. 17	CHI	9	8	1	1	0.0	0.0	0	0	0	0	0	0	0	1	0	0	0	0
Sept. 24	@MIN	7	4	3	1	0.0	0.0	1	0	0	0	0	0	0	0	0	0	0	0
Oct. 1	NYG								Inactive										
Oct. 5	NE								Inactive										
Oct. 15	@ARI	3	3	0	1	0.0	0.0	0	0	0	0	0	0	2	1	21	0	0	0
Oct. 22	@BUF	14	12	2	0	0.0	0.0	0	0	0	0	0	0	1	1	0	0	0	0
Oct. 29	CAR	3	3	0	0	0.0	0.0	0	0	0	0	0	0	0	0	0	0	0	0
Nov. 5	@NO	7	6	1	1	0.0	0.0	0	0	0	0	0	1	1	0	0	0	0	0
Nov. 12	NYJ	8	7	1	2	0.0	0.0	0	0	0	0	0	0	0	1	0	0	0	0
Nov. 19	@MIA	7	4	3	0	0.0	0.0	1	0	0	0	0	0	0	0	0	0	0	0
Nov. 26	@ATL	6	4	2	1	0.0	0.0	1	0	0	0	0	0	0	0	0	0	0	0
Dec. 3	@GB	7	5	2	0	0.0	0.0	0	0	0	0	0	0	0	0	0	0	0	0
Dec. 10	DET	13	12	1	0	0.0	0.0	0	0	0	0	0	0	1	1	0	0	0	0
Dec. 18	ATL								Inactive										
Dec. 24	@CAR	11	3	8	0	0.0	0.0	0	0	0	0	0	0	0	0	0	0	0	0
Dec. 31	NO	6	5	1	1	0.0	0.0	0	0	0	0	0	0	0	0	0	0	0	0
TOTALS		101	76	25	8	0.0	0.0	3	0	0	0	0	1	5	5	21	0	0	0

2016

DATE	OPP	TACKLES						INTERCEPTIONS				FUMBLES			ST TACKLES				
		T	S	A	TFL	SK	YDS	QH	NO	YDS	LG	TD	PD	FF	FR	YDS	T	S	A
Sept. 11	@ATL	8	6	2	3	0.0	0.0	0	0	0	0	0	0	0	0	0	0	0	0
Sept. 18	@ARI	0	0	0	0	0.0	0.0	2	0	0	0	0	0	0	0	0	0	0	
Sept. 25	LA	8	7	1	2	1.0	7.0	1	0	0	0	0	1	1	0	0	0	0	
Oct. 2	DEN	5	4	1	0	0.0	0.0	0	0	0	0	0	0	0	0	0	0	0	
Oct. 10	@CAR	5	1	4	0	0.0	0.0	0	0	0	0	0	0	0	0	0	0	0	
Oct. 23	@SF	8	7	1	1	0.0	0.0	0	0	0	0	0	1	1	0	0	0	0	
Oct. 30	OAK	6	6	0	1	0.0	0.0	0	0	0	0	0	0	0	0	0	0	0	
Nov. 3	ATL	4	4	0	3	0.0	0.0	0	0	0	0	0	0	0	0	0	0	0	
Nov. 13	CHI	2	1	1	1	0.0	0.0	0	0	0	0	0	0	0	0	0	0	0	
Nov. 20	@KC	4	3	1	0	0.0	0.0	0	0	0	0	0	0	1	0	0	0	0	
Nov. 27	SEA	7	5	2	0	0.0	0.0	0	0	0	0	0	0	1	1	53	0	0	
Dec. 4	@SD	3	2	1	0	0.0	0.0	0	1	15	15t	1	2	0	0	0	0	0	
Dec. 11	NO	5	5	0	1	0.0	0.0	0	0	0	0	0	0	0	0	0	0	0	
Dec. 18	@DAL	9	5	4	1	1.0	6.0	1	0	0	0	0	0	0	1	0	0	0	
Dec. 24	@NO	7	6	1	1	1.0	4.0	1	0	0	0	0	0	0	0	0	0	0	
Jan. 1	CAR	6	5	1	3	2.0	22.0	2	0	0	0	0	0	0	0	0	0	0	
TOTALS		87	67	20	17	5.0	39.0	7	1	15	15t	1	4	4	2	53	0	0	0

2015

DATE	OPP	TACKLES						INTERCEPTIONS				FUMBLES			ST TACKLES				
		T	S	A	TFL	SK	YDS	QH	NO	YDS	LG	TD	PD	FF	FR	YDS	T	S	A
Sept. 13	TEN	5	3	2	0	0.0	0.0	0	0	0	0	0	0	1	0	0	0	0	0
Sept. 20	@NO	8	4	4	0	0.0	0.0	0	0	0	0	0	2	0	0	0	0	0	0
Sept. 27	@HOU	15	3	12	1	0.0	0.0	0	0	0	0	0	0	0	0	0	0	0	0
Oct. 4	CAR	6	3	3	0	0.0	0.0	0	0	0	0	0	1	0	0	0	0	0	0
Oct. 11	JAC	10	8	2	1	1.0	4.0	1	0	0	0	0	1	0	0	0	0	0	0
Oct. 25	@WAS	9	6	3	0	0.0	0.0	0	0	0	0	0	0	0	0	0	0	0	0
Nov. 1	@ATL	5	3	2	1	0.0	0.0	0	0	0	0	0	1	0	0	0	0	0	0
Nov. 8	NYG	11	6	5	0	0.0	0.0	0	0	0	0	0	0	0	0	0	0	0	0
Nov. 15	DAL	12	5	7	1	1.0	3.0	1	0	0	0	0	1	0	0	0	0	0	0
Nov. 22	@PHI	6	6	0	0	0.0	0.0	0	2	24	20	1	2	0	0	0	0	0	0
Nov. 29	@IND	7	4	3	0	0.0	0.0	1	0	0	0	0	1	0	0	0	0	0	0
Dec. 6	ATL	11	6	5	2	0.0	0.0	0	1	-5	-5	0	1	0	0	0	0	0	0
Dec. 13	NO	13	10	3	1	0.0	0.0	0	0	0	0	0	2	0	0	0	0	0	0
Dec. 17	@STL	8	6	2	1	0.0	0.0	1	0	0	0	0	0	0	0	0	0	0	0
Dec. 27	CHI	9	8	1	1	0.0	0.0	0	0	0	0	0	1	0	0	0	0	0	0
Jan. 3	@CAR	12	4	8	1	1.0	10.0	1	0	0	0	0	0	1	2	0	0	0	0
TOTALS		147	85	62	10	3.0	17.0	5	3	19	20	1	13	2	2	0	0	0	0

2014

DATE	OPP	TACKLES						INTERCEPTIONS				FUMBLES			ST TACKLES				
		T	S	A	TFL	SK	YDS	QH	NO	YDS	LG	TD	PD	FF	FR	YDS	T	S	A
Sept. 7	CAR	10	9	1	2	0.0	0.0	1	0	0	0	0	0	0	0	0	0	0	0
Sept. 14	STL	7	5	2	2	0.0	0.0	0	0	0	0	0	0	0	0	0	0	0	0
Sept. 18	@ATL	9	7	2	1	0.0	0.0	0	0	0	0	0	1	1	1	0	0	0	0
Sept. 28	@PIT	12	10	2	3	0.0	0.0	0	0	0	0	0	0	1	0	0	0	0	0
Oct. 5	@NO	14	10	4	2	0.0	0.0	0	0	0	0	0	1	0	0	0	0	0	0
Oct. 12	BAL	14	10	4	1	0.0	0.0	0	0	0	0	0	0	0	0	0	0	0	0
Oct. 26	MIN	14	9	5	3	0.0	0.0	0	0	0	0	0	0	0	0	0	0	0	0
Nov. 2	@CLE	9	3	6	0	0.0	0.0	0	0	0	0	0	0	0	0	0	0	0	0
Nov. 9	ATL	14	10	4	0	0.0	0.0	0	0	0	0	0	0	0	0	0	0	0	0
Nov. 16	@WAS	13	8	5	0	0.0	0.0	1	0	0	0	0	0	0	0	0	0	0	0
Nov. 23	@CHI								Inactive										
Nov. 30	CIN								Inactive										
Dec. 7	@DET	5	4	1	0	0.0	0.0	0	0	0	0	0	1	0	0	0	0	0	0
Dec. 14	@CAR	12	6	6	2	1.0	4.0	1	0	0	0	0	1	1	0	0	0	0	0
Dec. 21	GB	8	7	1	0	0.0	0.0	0	0	0	0	0	0	0	0	0	0	0	0
Dec. 28	NO	5	3	2	0	0.0	0.0	0	0	0	0	0	0	1	0	0	0	0	0
TOTALS		146	101	45	17	1.0	4.0	3	0	0	0	0	4	4	1	0	0	0	0

2013

DATE	OPP	TACKLES						INTERCEPTIONS				FUMBLES			ST TACKLES				
		T	S	A	TFL	SK	YDS	QH	NO	YDS	LG	TD	PD	FF	FR	YDS	T	S	A
Sept. 8	@NYJ	9	4	5	2	2.0	7.0	1	1	7	7	0	2	0	0	0	0	0	0
Sept. 15	NO	6	4	2	1	1.5	10.0	3	0	0	0	0	1	0	0	0	0	0	
Sept. 22	@NE	9	8	1	2	0.5	4.5	1	0	0	0	0	0	0	0	0	0	0	
Sept. 29	ARI	5	3	2	0	0.0	0.0	0	0	0	0	0	1	0	0	0	1	1	
Oct. 13	PHI	9	9	0	1	1.0	9.0	2	0	0	0	0	0	0	0	0	0	0	
Oct. 20	@ATL	10	10	0	3	0.0	0.0	0	0	0	0	0	1	0	0	0	0	0	
Oct. 24	CAR	12	9	3	2	1.0	12.0	1	0	0	0	0	0	0	0	0	0	0	
Nov. 3	@SEA	11	5	6	0	0.0	0.0	0	0	0	0	0	0	0	0	0	0	0	
Nov. 11	MIA	7	4	3	2	0.0	0.0	1	0	0	0	0	0	0	0	0	0	0	
Nov. 17	ATL	9	5	4	1	0.0	0.0	0	0	0	0	0	0	0	0	0	0	0	
Nov. 24	@DET	12	9	3	0	0.0	0.0	0	1	7	7	0	1	1	0	0	0	0	
Dec. 1	@CAR	8	4	4	1	0.0	0.0	0	1	16	16	0	1	0	0	0	0	0	
Dec. 8	BUF	9	8	1	2	1.0	10.0	2	2	57	32	0	2	0	0	0	0	0	
Dec. 15	SF	10	9	1	0	0.0	0.0	0	0	0	0	0	0	1	0	0	0	0	
Dec. 22	@STL	11	10	1	2	0.0	0.0	1	0	0	0	0	0	0	1	0	0	0	
Dec. 29	@NO	7	5	2	1	0.0	0.0	0	0	0	0	0	0	0	0	0	0	0	
TOTALS		144	106	38	20	7.0	52.5	12	5	87	32	0	9	2	1	0	1	1	0

2012

DATE	OPP	TACKLES						INTERCEPTIONS				FUMBLES			ST TACKLES				
		T	S	A	TFL	SK	YDS	QH	NO	YDS	LG	TD	PD	FF	FR	YDS	T	S	A
Sept. 9	CAR	6	4	2	0	0.0	0.0	0	0	0	0	0	0	0	0	0	0	0	0
Sept. 16	@NYG	8	7	1	2	0.0	0.0	0	0	0	0	0	0	0	0	0	0	0	0
Sept. 23	@DAL	5	5	0	1	0.0	0.0	0	0	0	0	0	0	0	0	0	0	0	0
Sept. 30	WAS	14	12	2	3	0.0	0.0	0	0	0	0	0	0	0	0	0	0	0	0
Oct. 14	KC	8	5	3	1	0.0	0.0	0	0	0	0	0	0	0	0	0	0	0	0
Oct. 21	NO	8	6	1	2	0.0	0.0	0	0	0	0	0	1	0	0	0	0	0	0
Oct. 25	@MIN	2	1	1	0	0.0	0.0	0	0	0	0	0	0	0	0	0	0	0	0
Nov. 4	@OAK	16	14	2	2	0.0	0.0	0	0	0	0	0	0	0	0	0	0	0	0
Nov. 11	SD	14	13	1	1	0.0	0.0	0	0	0	0	0	0	0	0	0	0	0	0
Nov. 18	@CAR	9	6	3	1	0.0	0.0	0	0	0	0	0	0	0	0	0	0	0	0
Nov. 25	ATL	8	7	1	1	0.0	0.0	0	0	0	0	0	0	0	0	0	0	0	0
Dec. 2	@DEN	10	7	3	3	0.0	0.0	0	1	27	27	0	2	0	0	0	0	0	0
Dec. 9	PHI	9	7	2	0	1.0	0.0	2	0	0	0	0	0	0	0	0	0	0	0
Dec. 16	@NO	7	4	3	1	0.0	0.0	0	0	0	0	0	0	0	0	0	0	0	0
Dec. 23	STL	9	9	0	1	0.0	0.0	0	0	0	0	0	1	0	0	0	0	0	0
Dec. 30	@ATL	6	5	1	1	1.0	14.0	2	0	0	0	0	1	0	0	0	0	0	0
TOTALS		139	112	27	20	2.0	14.0	4	1	27	27	0	5	0	0	0	0	0	0

#24

CARLTON DAVIS III**CORNERBACK****HT:** 6-0 **WT:** 206**DOB:** 12/31/96**NFL:** 3RD YEAR**ACQ:** D2C, 2018**COLLEGE:** AUBURN**ACQUIRED BY BUCS:**

- X Selected in the second round (63rd overall) of the 2018 NFL Draft by the Buccaneers.

CAREER HIGHLIGHTS:

- X Has started 26-of-27 games he has played, recording 99 tackles, including four for loss, one interception, 23 passes defended, two forced fumbles and two fumble recoveries.
- X Recorded first career interception (Matt Ryan) among his career-high five passes defended in win at Atlanta (11/24).

2019 HIGHLIGHTS:

- X Started all 14 games he played, recording 59 tackles, including three for loss, one forced fumble, one fumble recovery, one interception and 19 passes defended.
- X His 19 passes defended ranked second in the NFL and were the most by a Buccaneers player since 2016.
- X Started season opener vs. San Francisco (9/8) and recovered a fumble to go along with three tackles.
- X Started in win at Carolina (9/12), recording six tackles and two passes defended.
- X Logged four tackles vs. New York Giants (9/22).
- X Registered seven tackles, including two for loss, on defense and one on special

teams in win at Los Angeles Rams (9/29).

- X Notched five tackles at New Orleans (10/6).
- X Recorded two tackles and one pass defended vs. Carolina (10/13).
- X Contributed a career-high three passes defended and two tackles at Tennessee (10/27).
- X Did not play (hip) at Seattle (11/3).
- X Inactive (hip) vs. Arizona (11/10).
- X Returned to action with two tackles, one pass defended and one forced fumble, vs. New Orleans (11/17).
- X Intercepted Matt Ryan among his career-high five passes defended and recorded five tackles in win at Atlanta (11/24). The five passes defended tied for the most for any NFL player this season and the most for a Buccaneers player since 2007.
- X Posted three tackles and two passes defended in win at Jacksonville (12/1).
- X Tallied five tackles and three passes defended in win vs. Indianapolis (12/8).
- X Registered three tackles and one pass defended in win at Detroit (12/15).
- X Helped limit Pro Bowl receiver DeAndre Hopkins to 23 receiving yards, his lowest output in three seasons, vs. Houston (12/21).
- X Recorded six tackles, including one for loss, and one pass defended vs. Atlanta (12/29).

COLLEGE:

- X Started 32-of-38 career games, totaling 138 tackles (4.5 for loss), 33 passes defended, four interceptions, three forced fumbles and four fumble recoveries.

2019 NFL PASSES DEFENSED LEADERS

Name (Team)	PD
1. Stephon Gilmore (NE)	20
2. Carlton Davis (TB)	19
3. Logan Ryan (TEN)	18
4. Four tied with 17	

- X Declared for the NFL Draft following his junior season (2017), when he earned first-team All-American honors from Sports Illustrated, as well as first-team all-Southeastern Conference from the league's coaches, while also earning second-team All-American distinction from the Associated Press, American Football Coaches Association and Walter Camp and second-team All-SEC honors from AP and Phil Steele.
- X Started all 13 games as a junior, recording 36 tackles, 12 passes defended, one interception, one forced fumble and one fumble recovery.
- X As a sophomore (2016), started 10-of-12 games, tallying 46 tackles (two tackles for loss), 10 passes defended and a forced fumble, earning third-team All-SEC selection from Athlon.
- X Named 24/7 Sports Freshman All-American and SEC All-Freshman team

as a true freshman (2015) after playing in 13 games with nine starts, registering 56 tackles (two for loss), 11 passes defended, three interceptions and one forced fumble.

- X Studied in the College of Business.

PERSONAL/COMMUNITY:

- X Attended Miami Norland High School (Miami, Florida).
- X Played in the Semper Fidelis All-American Bowl and was named Class 6A all-state and first-team All-Dade County.
- X Son of Sonia Mannings. and Carlton Davis II.
- X Davis spent a day at the Juvenile Detention Center in Tampa playing football, eating lunch, and discussing life experiences with kids.

DAVIS' CAREER STATISTICS

Year	Team	GP	GS	Tackles			Sk	Yds	INT				Fumbles				ST Tackles		
				T	S	A			No	Yds	Lg	TD	PD	FF	FR	Yds	T	S	A
2018	Tampa Bay	13	12	40	36	4	0.0	0.0	0	0	0	0	4	1	1	0	0	0	0
2019	Tampa Bay	14	14	59	53	6	0.0	0.0	1	0	0	0	19	1	1	6	0	0	0
NFL Totals		27	26	99	89	10	0.0	0.0	1	0	0	0	22	2	2	6	0	0	0

SINGLE-GAME HIGHS

Tackles: 7, twice, last at L.A. Rams, 9/29/19
Interceptions: 1, at Atlanta, 11/24/19
Passes Defended: 5, at Atlanta, 11/24/19
Forced Fumbles: 1, twice, last vs. New Orleans, 11/17/19
Fumble Recoveries: 1, twice, last vs. San Francisco, 9/8/19

DAVIS' GAME-BY-GAME STATISTICS

2019

DATE	OPP	TACKLES						INTERCEPTIONS					FUMBLES			ST TACKLES			
		T	S	A	TFL	SK	YDS	QH	NO	YDS	LG	TD	PD	FF	FR	YDS	T	S	A
Sept. 8	SF	3	2	1	0	0.0	0.0	0	0	0	0	0	0	0	1	6	0	0	0
Sept. 12	@CAR	7	7	0	0	0.0	0.0	0	0	0	0	0	2	0	0	0	0	0	
Sept. 22	NYG	4	4	0	0	0.0	0.0	0	0	0	0	0	0	0	0	0	0	0	
Sept. 29	@LAR	7	7	0	2	0.0	0.0	0	0	0	0	0	0	0	0	1	1	0	
Oct. 6	@NO	5	5	0	0	0.0	0.0	0	0	0	0	0	0	0	0	0	0	0	
Oct. 13	CAR	2	2	0	0	0.0	0.0	0	0	0	0	0	1	0	0	0	0	0	
Oct. 27	@TEN	2	1	1	0	0.0	0.0	0	0	0	0	0	3	0	0	0	0	0	
Nov. 3	@SEA	Did Not Play																	
Nov. 10	ARI	Inactive																	
Nov. 17	NO	2	2	0	0	0.0	0.0	0	0	0	0	0	1	1	0	0	0	0	
Nov. 24	@ATL	5	5	0	0	0.0	0.0	0	1	0	0	0	5	0	0	0	0	0	
Dec. 1	@JAC	3	1	2	0	0.0	0.0	0	0	0	0	0	2	0	0	0	0	0	
Dec. 8	IND	5	5	0	0	0.0	0.0	0	0	0	0	0	3	0	0	0	0	0	
Dec. 15	@DET	3	3	0	0	0.0	0.0	0	0	0	0	0	1	0	0	0	0	0	
Dec. 21	HOU	5	4	1	0	0.0	0.0	0	0	0	0	0	0	0	0	0	0	0	
Dec. 29	ATL	6	5	1	1	0.0	0.0	0	0	0	0	0	1	0	0	0	0	0	
TOTALS		59	53	6	3	0.0	0.0	0	1	0	0	0	19	1	1	6	1	1	0

2018

DATE	OPP	TACKLES						INTERCEPTIONS					FUMBLES			ST TACKLES			
		T	S	A	TFL	SK	YDS	QH	NO	YDS	LG	TD	PD	FF	FR	YDS	T	S	A
Sept. 9	@NO	4	3	1	0	0.0	0.0	0	0	0	0	0	0	0	0	0	0	0	
Sept. 16	PHI	6	6	0	0	0.0	0.0	0	0	0	0	0	1	0	1	0	0	0	
Sept. 24	PIT	3	3	0	0	0.0	0.0	0	0	0	0	0	0	0	0	0	0	0	
Sept. 30	@CHI	3	3	0	0	0.0	0.0	0	0	0	0	0	0	0	0	0	0	0	
Oct. 14	@ATL	Inactive																	
Oct. 21	CLE	2	2	0	0	0.0	0.0	0	0	0	0	0	1	0	0	0	0	0	
Oct. 28	@CIN	2	2	0	0	0.0	0.0	0	0	0	0	0	1	0	0	0	0	0	
Nov. 4	@CAR	5	4	1	0	0.0	0.0	0	0	0	0	0	0	0	0	0	0	0	
Nov. 11	WAS	5	3	2	1	0.0	0.0	0	0	0	0	0	0	0	0	0	0	0	
Nov. 18	@NYG	3	3	0	0	0.0	0.0	0	0	0	0	0	0	0	0	0	0	0	
Nov. 25	SF	1	1	0	0	0.0	0.0	0	0	0	0	0	0	0	0	0	0	0	
Dec. 2	CAR	Inactive																	
Dec. 9	NO	Inactive																	
Dec. 16	@BAL	2	2	0	0	0.0	0.0	0	0	0	0	0	0	0	0	0	0	0	
Dec. 23	@DAL	2	2	0	0	0.0	0.0	0	0	0	0	0	0	1	0	0	0	0	
Dec. 30	ATL	2	2	0	0	0.0	0.0	0	0	0	0	0	1	0	0	0	0	0	
TOTALS		40	36	4	1	0.0	0.0	0	0	0	0	0	4	1	1	0	0	0	0



#52

NOAH DAWKINS

INSIDE LINEBACKER

HT: 6-1 WT: 235

DOB: 8/13/97

NFL: 2ND YEAR

ACQ: FA, 2019

COLLEGE: THE CITADEL



ACQUIRED BY BUCS:

- X Signed by Tampa Bay on October 9, 2019 from the Cincinnati Bengals' practice squad.

ORIGINALLY ENTERED NFL:

- X Originally entered the league as a college free agent with the Cincinnati Bengals on May 11, 2019.

2019 HIGHLIGHTS:

- X Played in 10 games in a reserve role.

- X Spent the offseason and preseason with Cincinnati. Was on the Bengals' practice squad Weeks 1-5.

- X Inactive against Carolina (10/13).

- X Made NFL debut at Tennessee (10/27).

- X Played in a reserve role Weeks 9-17.

COLLEGE/PERSONAL:

- X Played in 47 games at The Citadel (2015-18), recording 166 tackles (31.5 for loss), 14.0 sacks, two interceptions and two forced fumbles.

- X Attended Byrnes High School (Duncan, South Carolina)..

#35

JAMEL DEAN

CORNERBACK

HT: 6-1 WT: 206

DOB: 10/15/97

NFL: 2ND YEAR

ACQ: D3A, 2019

COLLEGE: AUBURN



ACQUIRED BY BUCS:

- X Selected in the third round (94th overall) of the 2019 NFL Draft by the Buccaneers.

2019 HIGHLIGHTS:

- X Played in 13 games, with five starts, totaling 21 tackles, two interceptions and 17 passes defended.

- X Tied for fourth in the NFL with 17 passes defended, all coming over the final nine weeks of the season.

- X Has three games of 4+ passes defended this season, tying him for the most such games in a single season since at least 2000.

- X Made NFL debut in a reserve role in season opener vs. San Francisco (9/8).

- X Played in a reserve role in win at Carolina (9/12).

- X Inactive with an ankle injury vs. New York Giants (9/22) and at Los Angeles Rams (9/29).

- X Inactive at New Orleans (10/6).

FRONT OFFICE

VETERANS

2019 REVIEW

HISTORY

RECORDS

SIDELINES

- X Returned to action in a reserve role vs. Carolina (10/13).
- X Played in a reserve role at Tennessee (10/27).
- X Saw most extensive playing time of rookie season with 58 snaps at Seattle (11/3), recording five tackles and four passes defended.
- X Notched first career interception (Kyler Murray) at the Tampa Bay 8-yard line with 3:40 remaining and Arizona leading 27-23, setting up the Buccaneers' game-winning touchdown drive. Totaled two tackles, including one for loss, and four tackles defended. Became first NFL player since Jalen Ramsey in 2016 to record consecutive game with four passes defended.
- X Played on special teams vs. New Orleans (11/17).
- X In first career start, set a career high with five passes defended, to go along with two tackles, in win at Atlanta (11/24). It marked the third game this season in which Dean recorded 4+ passes defended, tying him for the most such games in a single season since at least 2000. The five passes defended tied for the most for any NFL player this season and the most for a Buccaneers player since 2007.
- X Started in win at Jacksonville (12/1) at recorded two tackles before leaving the game with a shoulder injury.
- X Started in win vs. Indianapolis (12/8), recording one tackle and one pass defended.
- X Posted three tackles and two passes defended in win at Detroit (12/15).
- X Intercepted Deshaun Watson and returned it 31 yards to set up a Buccaneers touchdown, vs. Houston (12/21).
- X Collected four tackles in start vs. Atlanta (12/29).

2019 NFL PASSES DEFENSED LEADERS (SINGLE GAME)

Name (Team)	Opp	PD
1 Carlton Davis (TB)	ATL	5
1 Jamel Dean (TB)	ATL	5
1. Stephon Gilmore (NE)	NYG	5
1. Joe Haden (PIT)	LAR	5
1. Pierre Desir (IND)	CAR	5

COLLEGE:

- X Played in 26 career games at Auburn (2015-18), totaling 73 tackles (4.5 for loss), 17 passes defended, two interceptions, and a sack.
- X Entering the 2018 season, Dean was a preseason All-SEC second-team selection. On the year, he tied for the team lead in interceptions, with two, while posting the second-most passes defended, with nine.
- X As a redshirt sophomore (2017), tallied 43 tackles (2.5 for loss) and eight passes defended, the second-most on the team, trailing only current Buccaneers teammate Carlton Davis.
- X Suffered an injury prior to the 2016 season, missing the year.
- X Redshirted as a true freshman (2015).
- X Received a bachelor's degree from the College of Liberal Arts in May, 2018.

PERSONAL/COMMUNITY:

- X Attended Cocoa High School (Cocoa, Florida), where he was a two-time Florida first-team Class 4A all-state pick and was named the 2014 Brevard County player of the year and the Florida Athletic Coaches Association's District 12 MVP.
- X Son of Yolanda Kimbrough and James Dean.
- X Has four brothers: Derrick Jr., James Jr., Jamaine and Jayden.
- X In June 2019, Dean participated in Tampa's Police Department Citizen's Academy and visited MacDill's Air Force Base as part of the rookie's program.

DEAN'S CAREER STATISTICS

Year	Team	GP	GS	Tackles				Sk	Yds	INT				Fumbles			ST Tackles		
				T	S	A	Sk			No	Yds	Lg	TD	PD	FF	FR	Yds	T	S
2019	Tampa Bay	13	5	21	16	5	0.0	0.0	2	31	31	0	17	0	0	0	0	0	0
NFL Totals		13	5	21	16	5	0.0	0.0	2	31	31	0	17	0	0	0	0	0	0

DEAN'S GAME-BY-GAME STATISTICS

2019

DATE	OPP	TACKLES							INTERCEPTIONS				FUMBLES			ST TACKLES			
		T	S	A	TFL	SK	YDS	QH	NO	YDS	LG	TD	PD	FF	FR	YDS	T	S	A
Sept. 8	SF	0	0	0	0	0.0	0.0	0	0	0	0	0	0	0	0	0	0	0	0
Sept. 12	@CAR	0	0	0	0	0.0	0.0	0	0	0	0	0	0	0	0	0	0	0	0
Sept. 22	NYG								Inactive										
Sept. 29	@LAR								Inactive										
Oct. 6	@NO								Inactive										
Oct. 13	CAR	0	0	0	0	0.0	0.0	0	0	0	0	0	0	0	0	0	0	0	0
Oct. 27	@TEN	0	0	0	0	0.0	0.0	0	0	0	0	0	0	0	0	0	0	0	0
Nov. 3	@SEA	6	5	1	0	0.0	0.0	0	0	0	0	0	4	0	0	0	0	0	0
Nov. 10	ARI	2	2	0	1	0.0	0.0	0	1	0	0	0	4	0	0	0	0	0	0
Nov. 17	NO	0	0	0	0	0.0	0.0	0	0	0	0	0	0	0	0	0	0	0	0
Nov. 24	@ATL	2	2	0	0	0.0	0.0	0	0	0	0	0	5	0	0	0	0	0	0
Dec. 1	@JAC	2	0	2	0	0.0	0.0	0	0	0	0	0	0	0	0	0	0	0	0
Dec. 8	IND	1	1	0	0	0.0	0.0	0	0	0	0	0	1	0	0	0	0	0	0
Dec. 15	@DET	3	3	0	0	0.0	0.0	0	0	0	0	0	2	0	0	0	0	0	0
Dec. 21	HOU	1	1	0	0	0.0	0.0	0	1	31	31	0	1	0	0	0	0	0	0
Dec. 29	ATL	4	2	2	0	0.0	0.0	0	0	0	0	0	0	0	0	0	0	0	0
TOTALS		21	16	5	1	0.0	0.0	0	2	31	31	0	17	0	0	0	0	0	0



#38

D'COTA DIXON

SAFETY

HT: 5-10 WT: 204

DOB: 11/20/94

NFL: 2ND YEAR

ACQ: FA, 2019

COLLEGE: THE CITADEL



ACQUIRED BY BUCS:

- X Signed by Tampa Bay as a college free agent on May 13, 2019.

2019 HIGHLIGHTS:

- X Placed on Injured Reserve on August 8.

COLLEGE:

- X Played in 51 games, with 32 starts, at Wisconsin (2014-18), amassing 177 tackles (8.5 for loss), 16 passes defended, five interceptions, 2.5 sacks, three forced fumbles and two fumble recoveries.
- X As a senior (2018), he won the Jason Witten Collegiate Man of the Year Award, which is presented to the Division I player who demonstrates a record of leadership, courage, integrity and sportsmanship. He was also a finalist for the William V. Campbell Trophy (player with the best combination of academics, community service, and on-field performance).
- X Finished the season with 43 tackles (2.5 for loss), three passes defended, one forced fumble and one fumble recovery, while earning consensus Third-Team All-Big Ten honors.
- X Named First-Team All-Big Ten by the coaches at the conclusion of his junior season (2017), in which he totaled 55 tackles (3.5 for loss), four passes defended, one interception, 1.5 sacks and one forced fumble.
- X Started all 14 games as a sophomore in 2016, logging 60 tackles (2.5 for loss), eight passes defended, four

interceptions, one sack, one forced fumble and one fumble recovery.

- X Named Third-Team All-Big Ten by the media.
- X Appeared in all 13 games as a redshirt freshman (2015) and recorded 16 tackles with one pass defended.
- X As a true freshman in 2014, played in three games before missing the rest of the season due to injury.
- X Earned a master's degree in counseling psychology.

PERSONAL/COMMUNITY:

- X Three-year team captain at New Smyrna Beach High School (New Smyrna Beach, Florida).
- X Earned AP first-team all-state honors as a senior and was named second-team all-state as a junior.
- X Three-time all-area selection at defensive back and running back.
- X Brother of Daryl Dixon, who played safety at Florida from 1999-03 and is currently an assistant coach at Army.
- X Son of Beth Caston.
- X In June 2019, rookies participated in Tampa's Police Department Citizen's Academy and visited MacDill's Air Force Base
- X Dixon participated in a Mock Trial where different members of the team all played different roles in the court room as part of the Buccaneers social justice initiative.

#34 MIKE EDWARDS

SAFETY

HT: 5-10 WT: 205

DOB: 5/18/96

NFL: 2ND YEAR

ACQ: D3B., 2019

COLLEGE: KENTUCKY



ACQUIRED BY BUCS:

- X Selected in the third round (99th overall) of the 2019 NFL Draft by the Buccaneers.

2019 HIGHLIGHTS:

- X Played in 15 games, with seven starts, recording 45 tackles, including three for loss, one sack, six passes defended and one fumble recovery.
- X Made NFL debut in a reserve role in season opener vs. San Francisco (9/8), recording a pass defended on third down to force a 49ers field goal attempt.
- X Made first career start in win at Carolina (9/12) and registered three tackles.
- X Posted six tackles, including one for loss, and one pass defended in start vs. New York Giants (9/22).
- X Notched six tackles in win at Los Angeles Rams (9/29).
- X Collected five tackles at New Orleans (10/6).
- X Active but did not play vs. Carolina (10/13).
- X Played in a reserve role at Tennessee (10/27).
- X Saw action on 19 defensive snaps in a reserve role at Seattle (11/3), recording one tackle.
- X Played 35 snaps on defense in a reserve role in win vs. Arizona (11/10).
- X Started at nickelback and recorded first career sack among his six tackles, vs. New Orleans (11/17).
- X Posted two tackles and two passes defended in win at Atlanta (11/24).
- X Recorded three tackles, including one for loss, in win at Jacksonville (12/1).
- X Notched first career fumble recovery to go along with three tackles in win vs. Indianapolis (12/8).

- X Registered one tackle and one pass defended in win at Detroit (12/15).
- X Posted four tackles and one pass defended in start vs. Houston (12/21).
- X Recorded four tackles in start vs. Atlanta (12/29).

COLLEGE:

- X Did not miss a game in his collegiate career, playing in 51 career games at Kentucky (2014-18), starting the final 44. He totaled 318 tackles (20.5 for loss), 23 passes defended, 10 interceptions, four forced fumbles and one fumble recovery.
- X Finished his career ranked second in school history in tackles by a defensive back, while his 10 career interceptions ranked fourth in school history.
- X Named second-team All-SEC by the Associated Press as a senior (2018), while recording 82 tackles (nine for loss), six passes defended and two interceptions. Was a member of the Thorpe Award Watch List and the Bronko Nagurski Trophy Watch List.
- X As a junior (2017), recorded 97 tackles (four for loss), seven passes defended and one sack, earning All-SEC distinction from Phil Steele.
- X In 2016, as a sophomore, Edwards registered 100 tackles (5.5 for loss), eight passes defended, three interceptions and a half sack, garnering second-team All-SEC honors from AP and third-team honors from both Athlon and Phil Steele.
- X Notched 29 tackles (two for loss), two passes defended, one forced fumble and one interception as a redshirt freshman (2015).
- X Redshirted in 2014.

PERSONAL/COMMUNITY:

X Attended Winton Woods High School (Cincinnati), where he was named first-team Division II All-Ohio.

X Son of Terri and Mike Edwards Jr.

X In June 2019, rookies participated in Tampa's Police Department Citizen's Academy and visited MacDill's Air Force Base.

EDWARDS' CAREER STATISTICS

Year	Team	GP	GS	Tackles				Sk	Yds	INT				Fumbles			ST Tackles		
				T	S	A				No	Yds	Lg	TD	PD	FF	FR	Yds	T	S
2019	Tampa Bay	15	7	45	33	12	1.0	9.0	0	0	0	0	6	0	1	-1	0	0	0
NFL Totals		15	7	45	33	12	1.0	9.0	0	0	0	0	6	0	1	-1	0	0	0

EDWARDS' GAME-BY-GAME STATISTICS**2019**

DATE	OPP	TACKLES							INTERCEPTIONS				FUMBLES			ST TACKLES			
		T	S	A	TFL	SK	YDS	QH	NO	YDS	LG	TD	PD	FF	FR	YDS	T	S	A
Sept. 8	SF	0	0	0	0	0.0	0.0	0	0	0	0	0	1	0	0	0	0	0	0
Sept. 12	@CAR	3	2	1	0	0.0	0.0	0	0	0	0	0	0	0	0	0	0	0	0
Sept. 22	NYG	6	4	2	1	0.0	0.0	0	0	0	0	0	1	0	0	0	0	0	0
Sept. 29	@LAR	6	5	1	0	0.0	0.0	0	0	0	0	0	0	0	0	0	0	0	0
Oct. 6	@NO	5	5	0	0	0.0	0.0	0	0	0	0	0	0	0	0	0	0	0	0
Oct. 13	CAR	Did Not Play																	
Oct. 27	@TEN	0	0	0	0	0.0	0.0	0	0	0	0	0	0	0	0	0	0	0	0
Nov. 3	@SEA	1	1	0	0	0.0	0.0	0	0	0	0	0	0	0	0	0	0	0	0
Nov. 10	ARI	0	0	0	0	0.0	0.0	0	0	0	0	0	0	0	0	0	0	0	0
Nov. 17	NO	6	5	1	1	1.0	9.0	1	0	0	0	0	0	0	0	0	0	0	0
Nov. 24	@ATL	3	2	1	0	0.0	0.0	0	0	0	0	0	2	0	0	0	0	0	0
Dec. 1	@JAC	3	2	1	1	0.0	0.0	0	0	0	0	0	0	0	0	0	0	0	0
Dec. 8	IND	3	1	2	0	0.0	0.0	0	0	0	0	0	0	1	-1	0	0	0	0
Dec. 15	@DET	1	0	1	0	0.0	0.0	0	0	0	0	0	1	0	0	0	0	0	0
Dec. 21	HOU	4	3	1	0	0.0	0.0	0	0	0	0	0	1	0	0	0	0	0	0
Dec. 29	ATL	4	3	1	0	0.0	0.0	0	0	0	0	0	0	0	0	0	0	0	0
TOTALS		45	33	12	3	1.0	9.0	1	0	0	0	0	6	0	1	-1	0	0	0

#21 JUSTIN EVANS

SAFETY


HT: 6-0 WT: 198

DOB: 8/26/95

NFL: 4TH YEAR

ACQ: D2, 2017

COLLEGE: TEXAS A&M



ACQUIRED BY BUCS:

- X Selected in the second round (50th overall) of the 2017 NFL Draft by the Buccaneers.

CAREER HIGHLIGHTS:

- X Has started 21-of-24 games he played, recording 126 tackles, including three for loss, four interceptions, eight passes defended, and one fumble recovery (returned 34 yards for touchdown, at New Orleans (9/9/18).
- X His three interceptions in 2017 tied for the fourth-most among all NFL rookies.
- X Recorded one special teams tackle in NFL debut vs. Chicago (9/17/17).
- X Against New England on Thursday Night Football (10/5/17), made first career start, recording nine tackles and his first career interception. He was the first rookie to intercept New England QB Tom Brady since 2014 (NYJ CB Marcus Williams).
- X Led team with career-high eight tackles, including one for loss, at Atlanta (11/26/17).

2019 HIGHLIGHTS:

- X Inactive Week 1 with an Achilles injury.
- X Placed on Injured Reserve on September 10.

COLLEGE:

- X Spent two seasons at Texas A&M (2015-16), totaling 165 tackles (six for loss), 14 passes defended and five interceptions, while returning 17 kickoffs for 474 yards (27.9 average).
- X As a senior (2016), was a second-team All-SEC selection and a semifinalist for the Thorpe Award (given annually to the best defensive back in the nation) after registering 87 tackles (five for loss), 10

passes defended and a team-leading four interceptions.

- X Also served as the Texas A&M's primary kick returner, with 15 kickoff returns for 428 yards (28.5), including a 90-yard return.
- X Had two interceptions against UCLA (9/3/16), including one to end a potential game-winning drive for the Bruins.
- X In his first season with the Aggies, tallied 78 tackles (one for loss), four passes defended and one interception.
- X Prior to his time at Texas A&M, spent two seasons at Mississippi Gulf Coast Community College (Perkinston, Mississippi).
- X As a sophomore (2014), earned second-team all-conference honors after posting 39 tackles and six passes defended, along with an interception.
- X Made an immediate impact as a freshman (2013), registering 47 tackles, seven passes defended and five interceptions, including two returned for touchdowns.
- X Majored in recreation, park and tourism sciences.

PERSONAL:

- X Attended Stone High School (Wiggins, Mississippi).
- X Son of Kenya and Reginald Robinson.
- X Born Justin Evans on August 26, 1995.

COMMUNITY:

- X In December 2017, visited Lopez Elementary School in Seffner to present a \$10,000 Fuel Up to Play 60 Hometown Grant, an initiative developed by the NFL to provide grants to support physical activity and nutrition programs in school districts.

- X In December 2017, visited patients battling illness at All Children's Hospital in St. Petersburg to raise their spirits during the holidays.
- X In June 2017, toured MacDill Air Force Base to greet military servicemen and

servicewomen and learn about the important role that the base plays in the Tampa community and beyond.

- X In June 2017, went go-karting with first-year members from Tampa Fire Rescue.

EVANS' CAREER STATISTICS

Year	Team	GP	GS	Tackles				Sk	Yds	INT				Fumbles			ST Tackles		
				T	S	A	Sk			No	Yds	Lg	TD	PD	FF	FR	Yds	T	S
2017	Tampa Bay	14	11	65	49	16	0.0	0.0	3	28	15	0	6	0	0	0	1	1	0
2018	Tampa Bay	10	10	59	43	16	0.0	0.0	1	0	0	0	2	0	1	34	0	0	0
2019	Tampa Bay	0	0	0	0	0	0.0	0.0	0	0	0	0	0	0	0	0	0	0	0
NFL Totals		24	21	124	92	32	0.0	0.0	4	28	15	0	8	0	1	34	1	1	0

SINGLE-GAME HIGHS

Tackles: 9, twice, last vs. Washington, 11/11/18
Interceptions: 1, four times, last vs. Pittsburgh, 9/24/18
Passes Defensed: 2, vs. New England, 10/5/17
Fumble Recoveries: 1, at New Orleans, 9/9/17 (returned for TD)

EVANS' GAME-BY-GAME STATISTICS

2018

DATE	OPP	TACKLES							INTERCEPTIONS					FUMBLES			ST TACKLES		
		T	S	A	TFL	SK	YDS	QH	NO	YDS	LG	TD	PD	FF	FR	YDS	T	S	A
Sept. 9	@NO	5	4	1	0	0.0	0.0	0	0	0	0	0	0	0	1	34	0	0	0
Sept. 16	PHI	6	5	1	0	0.0	0.0	0	0	0	0	0	1	0	0	0	0	0	0
Sept. 24	PIT	6	5	1	0	0.0	0.0	0	1	0	0	0	1	0	0	0	0	0	0
Sept. 30	@CHI	4	3	1	0	0.0	0.0	0	0	0	0	0	0	0	0	0	0	0	0
Oct. 14	@ATL	4	4	0	1	0.0	0.0	0	0	0	0	0	0	0	0	0	0	0	0
Oct. 21	CLE	8	5	3	0	0.0	0.0	0	0	0	0	0	0	0	0	0	0	0	0
Oct. 28	@CIN	8	6	2	0	0.0	0.0	0	0	0	0	0	0	0	0	0	0	0	0
Nov. 4	@CAR	7	5	2	0	0.0	0.0	0	0	0	0	0	0	0	0	0	0	0	0
Nov. 11	WAS	9	4	5	0	0.0	0.0	0	0	0	0	0	0	0	0	0	0	0	0
Nov. 18	@NYG								Inactive										
Nov. 25	SF								Inactive										
Dec. 2	CAR	2	2	0	0	0.0	0.0	0	0	0	0	0	0	0	0	0	0	0	0
Dec. 9	NO								Inactive										
Dec. 16	@BAL								Inactive										
Dec. 23	@DAL								Injured Reserve										
Dec. 30	ATL								Injured Reserve										
TOTALS		59	43	16	1	0.0	0.0	0	1	0	0	0	2	0	1	34	0	0	0

2017

DATE	OPP	TACKLES							INTERCEPTIONS						FUMBLES			ST TACKLES		
		T	S	A	TFL	SK	YDS	QH	NO	YDS	LG	TD	PD	FF	FR	YDS	T	S	A	
Sept. 17	CHI	0	0	0	0	0.0	0.0	0	0	0	0	0	0	0	0	0	1	1	0	
Sept. 24	@MIN	0	0	0	0	0.0	0.0	0	0	0	0	0	0	0	0	0	0	0	0	
Oct. 1	NYG	3	3	0	0	0.0	0.0	0	0	0	0	0	0	0	0	0	0	0	0	
Oct. 5	NE	9	8	1	0	0.0	0.0	0	1	2	2	0	2	0	0	0	0	0	0	
Oct. 15	@ARI	7	6	1	1	0.0	0.0	0	0	0	0	0	1	0	0	0	0	0	0	
Oct. 22	@BUF	6	2	4	0	0.0	0.0	0	0	0	0	0	0	0	0	0	0	0	0	
Oct. 29	CAR	1	1	0	0	0.0	0.0	0	0	0	0	0	1	0	0	0	0	0	0	
Nov. 5	@NO	6	3	3	0	0.0	0.0	0	0	0	0	0	0	0	0	0	0	0	0	
Nov. 12	NYJ	7	6	1	0	0.0	0.0	0	0	0	0	0	0	0	0	0	0	0	0	
Nov. 19	@MIA	4	4	0	0	0.0	0.0	0	1	11	11	0	1	0	0	0	0	0	0	
Nov. 26	@ATL	8	7	1	1	0.0	0.0	0	0	0	0	0	0	0	0	0	0	0	0	
Dec. 3	@GB	6	4	2	0	0.0	0.0	0	1	15	15	0	1	0	0	0	0	0	0	
Dec. 10	DET	2	1	1	0	0.0	0.0	0	0	0	0	0	0	0	0	0	0	0	0	
Dec. 18	ATL	6	4	2	0	0.0	0.0	0	0	0	0	0	0	0	0	0	0	0	0	
Dec. 24	@CAR	Injured Reserve																		
Dec. 31	NO	Injured Reserve																		
TOTALS		65	49	16	2	0.0	0.0	0	3	28	15	0	6	0	0	0	1	1	0	

#13

MIKE EVANS

SAFETY

HT: 6-5 WT: 231

DOB: 8/21/92

NFL: 7TH YEAR

ACQ: D1, 2014

COLLEGE: TEXAS A&M



ACQUIRED BY BUCS:

- X Selected in the first round (seventh overall) of the 2014 NFL Draft by the Buccaneers.

AWARDS & ACCOLADES:

- X 2x Pro Bowl Selection (2016 & 2018).
- X 2016 AP All-Pro Second-Team Selection
- X NFC Offensive Player of the Week (Week 11, 2014).
- X 2012 PFWA All-Rookie Team Selection.

CAREER HIGHLIGHTS:

- X Has started 89-of-90 career games, catching 462 passes for 7,260 yards and 48 touchdowns.
- X Since entering the NFL in 2014, is tied for third in receiving touchdowns, ranks fourth in receiving yards and 12th in receptions, while his 15.7 yards per reception are the second-most among receivers with at least 300 catches.

- X Has the most touchdown receptions (48), receiving yards (7,260) and receptions (462) in franchise history.
- X Has recorded 24 100-yard receiving games in his career, the most in franchise history. His 24 100-yard receiving games since entering the league in 2014 are the fifth-most in the NFL.
- X Has nine games with multiple touchdown receptions, the most such games in team history. His nine games with multiple touchdown catches are tied for the third-most in the NFL since 2014.
- X Had a career-best three touchdown receptions against N.Y. Giants (9/22), joining Jimmie Giles (four vs. Miami, 10/20/85) and Morris Owens (three vs. Miami, 10/24/76) as the only players in franchise history with at least three touchdown receptions in a game. All three of Evans' touchdown receptions came in the first half, joining Giles as the only players in franchise history with at least three touchdown catches in a half.
- X Topped 1,000 receiving yards in each of his six seasons, becoming one of only two players in NFL history to post 1,000 or more receiving yards in each of their first six seasons (also Randy Moss).
- X In 2019, Evans and teammate Chris Godwin became the first receivers in NFL history to each have three games with 150-plus receiving yards in a single season.
- X In 2017, Evans became the first player in team history to have four total 1,000-yard receiving seasons. All four of his came in his first four seasons, establishing a new franchise record for consecutive 1,000-yard seasons as well. He extended his records in 2018.
- X Through his first six seasons, has totaled 7,260 receiving yards, the seventh-most in any players' first six seasons in NFL history.
- X Evans recorded 27 touchdown receptions through his first three seasons, the 10th-most in a players' first three seasons.
- X Owns three of the top 10 receiving seasons in franchise history, establishing a franchise record in 2018 (1,524), while ranking fifth in 2016 (1,256) and 10th in 2015 (1,206).
- X Reached 7,000 receiving yards at 26 years, 81 days old and 6,000 receiving yards at 25 years, 131 days old, becoming the youngest player to reach each mark in NFL history.
- X Caught at least three passes in 37 consecutive games (9/27/15-10/29/17), the longest streak in team history.
- X Has four career two point conversions, the most in franchise history.
- X Evans and quarterback Jameis Winston have 30 career touchdown connections, the most by any QB-receiver combination in team history.
- X Finished his rookie season ranking second amongst rookies and 19th in the NFL with 1,051 receiving yards, which also marked the ninth-most receiving yards by a rookie since the 1970 NFL/AFL merger.
- X With 12 touchdown receptions as a rookie, tied for first among rookies and tied for fourth in the NFL in receiving touchdowns, while setting a new franchise rookie record.
- X Recorded at least four receptions in nine consecutive games in 2014, the longest streak by a rookie and tied with



Keenan McCardell for the third-longest streak in team history.

- X Had a record-setting day at Washington (11/16/2014), finishing with seven receptions for 209 yards and two touchdowns, posting the third-best yardage total in franchise history and joining Antonio Bryant as the only other player in team history with at least 200 yards and two touchdowns in a single game, while becoming the first rookie in the NFL with at least 200 yards and two touchdowns since Anquan Boldin (217 yards in 2003).
- X Made NFL debut in start vs. Carolina on 9/7/14.

2019 HIGHLIGHTS:

- X Had 67 catches for 1,157 yards (17.3 avg.) with eight touchdowns on the season. Ranks fourth in the NFL in receiving yards per game (89.0), while tying for the ninth-most touchdown catches. His 17.3 yards per reception are the sixth-highest among qualified receivers.
- X Evans and teammate Chris Godwin (1,333) are only the second-ever pair of Buccaneers receivers to top 1,000 receiving yards in the same season, joining Evans and Vincent Jackson in 2014. They are the first pair of Buccaneers receivers to eclipse 1,100 receiving yards in the same season.
- X Against San Francisco (9/8), caught two passes for 28 yards.
- X On Thursday Night Football at Carolina (9/12), caught four passes for 61 yards, including a 41-yard reception that helped set up a Buccaneers touchdown.
- X Caught eight passes for 190 yards and three touchdowns against N.Y. Giants (9/22), establishing a new career high for touchdown receptions in a single game, joining Jimmie Giles (four vs. Miami, 10/20/85) and Morris Owens (three vs. Miami, 10/24/76) as the only players in franchise history with at least three touchdown receptions in a game. The 190 receiving yards mark the second-most in a single game in Evans' career and the fifth-most in a game in Buccaneers history.
- X Evans had 146 receiving yards in the first half, tied for the third-most in any half and the second-most in a first

half in Buccaneers history. All three of his touchdown receptions came in the first half, joining Jimmie Giles as the only players in team history with at least three receiving touchdowns in a half. Evans' are the most ever by a Buccaneers player in the first half.

- X Evans and quarterback Jameis Winston now have 26 career touchdown connections, the most by any QB-receiver combination in team history.
- X At L.A. Rams (9/29), caught four passes for 89 yards, including a 67-yard touchdown reception, the second-longest touchdown reception of his career.
- X Against Carolina at Tottenham Hotspur Stadium in London (10/13), caught nine passes for 96 yards.
- X Caught 11 passes for 198 yards and two touchdowns at Tennessee (10/27). The 198 receiving yards are the fifth-most in a single game in franchise history, while the 11 receptions match a career high for Evans.
- X With his totals at Tennessee, Evans surpassed James Wilder (430 catches) for the most receptions in franchise history. His second receiving touchdown brought his career touchdown total to 47 (46 receiving, one fumble recovery), surpassing Wilder for the second-most touchdowns in franchise history.
- X With Evans' totals in Week 3 against N.Y. Giants and Week 8 at Tennessee, he joins Charley Hennigan (1961) as the only players in NFL history with two games of at least eight catches, 190 receiving yards and two touchdown catches in a single season.
- X At Seattle (11/3), registered a career-best 12 receptions for 180 yards and one touchdown. His 180 receiving yards are the seventh-most in a single game in franchise history, while his 12 receptions are tied for the third-most in a single game in team history.
- X With his totals in Weeks 3, 8 and 9, Evans joins A.J. Green (2016) and Wes Welker (2011) as the only players with at least eight receptions, 150 receiving yards and a touchdown in three of his team's first eight games.

X Evans – who caught 11 passes for 198 yards at Tennessee in Week 8 – became the first player in franchise history to post consecutive games of at least 150 receiving yards and he is the first player in the NFL to register consecutive game with at least 175 receiving yards since 2014 (Julio Jones).

X Evans joined James Wilder as the only player in franchise history to post consecutive games with at least 10 receptions.

X Caught four passes for a team-leading 82 yards against Arizona (11/10).

X Against New Orleans (11/17), caught four passes for 69 yards.

X Caught four passes for 50 yards at Atlanta (11/24). With his totals at Atlanta, Evans surpassed 1,000 receiving yards for the sixth consecutive season, joining Randy Moss as the only players in NFL history to record 1,000 or more receiving yards in each of their first six seasons. He also extended his team records for both consecutive and total 1,000-yard seasons.

X Had four receptions for 53 yards at Jacksonville (12/1).

X Caught a 61-yard touchdown in the first quarter against Indianapolis (12/8), before exiting the game with a hamstring injury.

X Inactive at Detroit (12/15) with a hamstring injury.

X Placed on Injured Reserve on December 18.

COLLEGE:

X Started all 26 games in his collegiate career, finishing with 151 receptions for 2,499 yards and 17 touchdowns.

X Registered eight career 100-yard receiving games.

X Owns the two highest single-game receiving marks in school history 287 yards vs. Auburn (10/19/13) and 279 yards vs. Alabama (9/14/13).

X One of only three players in SEC history to average at least 90 receiving yards per game for their career (Jabar Gaffney, Florida; Josh Reed, LSU).

X Ranks fourth in receiving yards (2,499), fifth in receptions (151) and fifth in touchdown receptions (17) in Texas A&M history, despite playing only two seasons.

X As a redshirt sophomore (2013), played in all 13 games, setting a school record with 1,394 receiving yards on 69 catches. Also tied a school-record with 12 receiving touchdowns, which led the SEC and were the 10th-most in the nation.

2014-19 NFL RECEIVING TD LEADERS

Name (Current Team)	TD
1. Antonio Brown (Free Agent)	60
2. DeAndre Hopkins (ARI)	52
3. Mike Evans (TB)	48
3. Odell Beckham Jr. (CLE)	48
5. Davante Adams (GB)	44

2014-19 NFL RECEIVING YARD LEADERS

Name (Current Team)	Yards
1. Julio Jones (ATL)	9,388
2. DeAndre Hopkins (ARI)	7,800
3. Antonio Brown (Free Agent)	7,702
4. Mike Evans (TB)	7,260
5. T.Y. Hilton (IND)	6,654

MOST RECEIVING TD (TEAM HISTORY)

Name (Years)	Rec. TD
1. WR Mike Evans (2014-Pres.)	48
2. TE Jimmie Giles (1978-86)	34
3. WR Kevin House (1980-86)	31
4. WR Joey Galloway (2004-08)	28
5. TE Cameron Brate (2014-Pres.)	27
5. WR Mark Carrier (1987-92)	27

MOST RECEIVING YARDS (TEAM HISTORY)

Name (Years)	Rec. Yards
1. WR Mike Evans (2014-Pres.)	7,260
2. WR Mark Carrier (1987-92)	5,018
3. WR Kevin House (1980-86)	4,928
4. WR Vincent Jackson (2012-16)	4,326
5. TE Jimmie Giles (1978-86)	4,300

- X Earned first-team All-American honors from The NFL Draft Report and the Associated Press.
- X A unanimous first-team All-SEC selection
- X A finalist for the Biletnikoff Award (nation's top receiver), and a semifinalist for the Maxwell Award and the Walter Camp Player of the Year Award.
- X Had an average of 20.2 yards per catch, the highest in that nation for any college player with at least 45 receptions.
- X Grabbed 17 receptions of at least 30 yards, the most in the country.
- X Notched five 100-yard performances on the year.
- X Caught seven passes for a then-career-high 279 yards against Alabama, including a career-long 95-yard touchdown. His 279 receiving yards were the most ever allowed against the Crimson Tide.
- X Had a career day against Auburn, catching 11 passes for 287 yards and four touchdowns. His four receiving touchdowns are tied for the second-most in a single game in school history.
- X As a redshirt freshman (2012), started all 13 games, catching 82 passes, the second-most in school history and the most ever by a freshman. Gained 1,105 yards, then the third-highest mark in school history, adding five receiving touchdowns.
- X Posted three 100-yard receiving games on the season.
- X Redshirted in 2011.
- X Majored in sports management.

PERSONAL:

- X Attended Ball High School (Galveston, Texas).
- X Lettered in football as a senior, his lone season.
- X Earned second-team District 24-4A honors after catching 25 passes for 648 yards and seven touchdowns.
- X Added two interceptions on defense.
- X Prep Star All-Region grid choice.
- X A standout basketball player, averaging 18.3 points, 8.4 rebounds and 5.2 assists as a senior.



- X An avid Harry Potter fan.
- X Married to the former Ashli Dotson,
- X Has two daughters, Mackenzie and Ariaah.
- X Born Michael Lynn Evans on August 21, 1993 in Galveston, Texas.

COMMUNITY:

- X In 2019, Evans donated two \$40,000 scholarships to Texas A&M used to establish scholarships for 10 students. He also donated \$25,000 to USF for local students in need of financial assistance. Many of Evans' contributions are not publicized, such as hosting a free camp at his high school, donating new uniforms, and participating in social justice.
- X Every year his foundation hosts 'Catch for Christmas' where Mike hosts 13 kids at the practice facility and presents them with gifts from their wish list.
- X As a result of all his efforts in the community, Evans was nominated as the Buccaneers 2019 Man of Year candidate.
- X The Mike Evans Family Foundation donated a total of \$100,000 to help support local families during the COVID-19 pandemic, donating \$50,000 to his hometown of Galveston, Texas,

and another \$50,000 to United Way Suncoast.

- X Sponsors "Evans' End Zone Club" Front Row Fans section to provide a special gameday experience to local charities who would otherwise not have a chance to attend Buccaneers home games.
- X In December 2015, provided holiday gifts to children of a local family whose parents were tragically killed in a car accident.
- X In December 2014, visited patients battling illness during the holidays at All Children's Hospital in St. Petersburg.
- X In November 2014, congratulated students at Pinellas Park Middle School

for winning the Fuel Up to PLAY 60 "Defend Your Turf Challenge" and led students in fitness drills.

- X In September 2014, participated in a Buccaneers Academy ribbon-cutting ceremony and helped build an outdoor class at Sheehy Elementary in Tampa.
- X In September 2014, along with UnitedHealthcare employees and teammates, helped construct 35 Learning Garden boxes/kits to be delivered to schools around Tampa Bay.
- X In June 2014, visited MacDill Air Force Base to greet service members and learn about U.S. military operations headquartered in Tampa.

EVANS' CAREER STATISTICS

Year	Team	GP	GS	Receiving				Rushing					
				No	Yds	Avg	Lg	TD	Att	Yds	Avg	Lg	TD
2014	Tampa Bay	15	15	68	1,051	15.5	56t	12	0	0	-	-	0
2015	Tampa Bay	15	14	74	1,206	16.3	68	3	0	0	-	-	0
2016	Tampa Bay	16	16	96	1,321	13.8	45t	12	0	0	-	-	0
2017	Tampa Bay	15	15	71	1,001	14.1	42t	5	0	0	-	-	0
2018	Tampa Bay	16	16	86	1,524	17.7	72t	8	0	0	-	-	0
2019	Tampa Bay	13	13	67	1,157	17.3	67t	8	0	0	-	-	0
NFL Totals		90	89	462	7,260	15.7	72t	48	0	0	-	-	0

SINGLE-GAME HIGHS

Receptions: 12, at Seattle, 11/3/19
Receiving Yards: 209, at Washington, 11/16/14
Receiving TDs: 3, vs. N.Y. Giants, 9/22/19
Long Reception: 72t, at Cincinnati, 10/28/18
 24 100-Yard Receiving Games

ADDITIONAL STATS

Misc. Tackles: 20 - 4 in 2019; 3 in 2018; 3 in 2017; 1 in 2016; 5 in 2015; 4 in 2014
Fumbles-Lost: 4-2 - 2-1 in 2018; 1-0 in 2017; 1-1 in 2015
Fumble Recoveries: 3 - 2 in 2018 (1 for TD); 1 in 2017

EVANS' GAME-BY-GAME STATISTICS

FRONT OFFICE

VETERANS

2019 REVIEW

HISTORY

RECORDS

SIDELINES

2019

DATE	OPP	NO	RECEIVING					RUSHING				
			YDS	AVG	LG	TD	ATT	YDS	AVG	LG	TD	
Sept. 8	SF	2	28	14.0	16	0	0	0	-	-	0	
Sept. 12	@CAR	4	61	15.3	41	0	0	0	-	-	0	
Sept. 22	NYG	8	190	23.8	55	3	0	0	-	-	0	
Sept. 29	@LAR	4	89	22.3	67t	1	0	0	-	-	0	
Oct. 6	@NO	0	0	-	-	0	0	0	-	-	0	
Oct. 13	CAR	9	97	10.7	17	0	0	0	-	-	0	
Oct. 27	@TEN	11	198	18.0	46	2	0	0	-	-	0	
Nov. 3	@SEA	12	180	15.0	25	1	0	0	-	-	0	
Nov. 10	ARI	4	82	20.5	27	0	0	0	-	-	0	
Nov. 17	NO	4	69	17.3	27	0	0	0	-	-	0	
Nov. 24	@ATL	4	50	12.5	17	0	0	0	-	-	0	
Dec. 1	@JAC	4	53	13.3	25	0	0	0	-	-	0	
Dec. 8	IND	1	61	61.0	61t	0	0	0	-	-	0	
Dec. 15	@DET					Inactive						
Dec. 21	HOU											
Dec. 29	ATL											
TOTALS		67	1,157	17.3	67t	8	0	0	-	-	0	

2018

DATE	OPP	NO	RECEIVING					RUSHING				
			YDS	AVG	LG	TD	ATT	YDS	AVG	LG	TD	
Sept. 9	@NO	7	147	21.0	50t	1	0	0	-	-	0	
Sept. 16	PHI	10	83	8.3	16	1	0	0	-	-	0	
Sept. 24	PIT	6	137	22.8	51	1	0	0	-	-	0	
Sept. 30	@CHI	6	59	9.8	17	0	0	0	-	-	0	
Oct. 14	@ATL	4	58	14.5	19	0	0	0	-	-	0	
Oct. 21	CLE	7	107	15.3	29	0	0	0	-	-	0	
Oct. 28	@CIN	6	179	29.8	72t	1	0	0	-	-	0	
Nov. 4	@CAR	1	16	16.0	16	0	0	0	-	-	0	
Nov. 11	WAS	3	51	17.0	23	0	0	0	-	-	0	
Nov. 18	@NYG	6	120	20.0	41t	1	0	0	-	-	0	
Nov. 25	SF	6	116	19.3	42	0	0	0	-	-	0	
Dec. 2	CAR	4	48	12.0	20	0	0	0	-	-	0	
Dec. 9	NO	4	86	21.5	36	0	0	0	-	-	0	
Dec. 16	@BAL	4	121	30.3	64	0	0	0	-	-	0	
Dec. 23	@DAL	6	90	15.0	38	1	0	0	-	-	0	
Dec. 30	ATL	6	106	17.7	33	2	0	0	-	-	0	
TOTALS		86	1,524	17.7	72t	8	0	0	-	-	0	

2017

DATE	OPP	NO	RECEIVING					RUSHING				
			YDS	AVG	LG	TD	ATT	YDS	AVG	LG	TD	
Sept. 17	CHI	7	93	13.3	18	1	0	0	-	-	0	
Sept. 24	@MIN	7	67	9.6	17	0	0	0	-	-	0	
Oct. 1	NYG	5	67	13.4	31	1	0	0	-	-	0	
Oct. 5	NE	5	49	9.8	15	0	0	0	-	-	0	
Oct. 15	@ARI	3	95	31.7	41	1	0	0	-	-	0	
Oct. 22	@BUF	7	88	12.6	23	1	0	0	-	-	0	
Oct. 29	CAR	5	60	12.0	18	0	0	0	-	-	0	
Nov. 5	@NO	1	13	13.0	13	0	0	0	-	-	0	
Nov. 12	NYJ					Reserve/Suspended						
Nov. 19	@MIA	5	92	18.4	29	0	0	0	-	-	0	
Nov. 26	@ATL	6	78	13.0	20	0	0	0	-	-	0	
Dec. 3	@GB	2	33	16.5	17	0	0	0	-	-	0	
Dec. 10	DET	2	25	12.5	13	0	0	0	-	-	0	
Dec. 18	ATL	5	79	15.8	42t	1	0	0	-	-	0	
Dec. 24	@CAR	6	107	17.8	30	0	0	0	-	-	0	
Dec. 31	NO	5	55	11.0	16	0	0	0	-	-	0	
TOTALS		71	1,001	14.1	42t	5	0	0	-	-	0	

2016

DATE	OPP	NO	RECEIVING				RUSHING				
			YDS	AVG	LG	TD	ATT	YDS	AVG	LG	TD
Sept. 11	@ATL	5	99	19.8	45t	1	0	0	-	-	0
Sept. 18	@ARI	6	70	11.7	19t	1	0	0	-	-	0
Sept. 25	LA	10	132	13.2	19	1	0	0	-	-	0
Oct. 2	DEN	5	59	11.8	25	0	0	0	-	-	0
Oct. 10	@CAR	6	89	14.8	26t	1	0	0	-	-	0
Oct. 23	@SF	8	96	12.0	31	2	0	0	-	-	0
Oct. 30	OAK	4	50	12.5	18	0	0	0	-	-	0
Nov. 3	ATL	11	150	13.6	28	2	0	0	-	-	0
Nov. 13	CHI	4	66	16.5	39	0	0	0	-	-	0
Nov. 20	@KC	6	105	17.5	31	0	0	0	-	-	0
Nov. 27	SEA	8	104	13.0	26	2	0	0	-	-	0
Dec. 4	@SD	3	38	12.7	22	0	0	0	-	-	0
Dec. 11	NO	4	42	10.5	13	0	0	0	-	-	0
Dec. 18	@DAL	4	59	14.8	18	0	0	0	-	-	0
Dec. 24	@NO	7	97	13.9	34t	1	0	0	-	-	0
Jan. 1	CAR	5	65	13.0	22	1	0	0	-	-	0
TOTALS		96	1,321	13.8	45t	12	0	0	-	-	0

2015

DATE	OPP	NO	RECEIVING				RUSHING				
			YDS	AVG	LG	TD	ATT	YDS	AVG	LG	TD
Sept. 13	TEN					Inactive					
Sept. 20	@NO	0	0	-	-	0	0	0	-	-	0
Sept. 27	@HOU	7	101	14.4	20	0	0	0	-	-	0
Oct. 4	CAR	3	32	10.7	21	0	0	0	-	-	0
Oct. 11	JAC	3	41	13.7	17	0	0	0	-	-	0
Oct. 25	@WAS	8	164	20.5	40t	1	0	0	-	-	0
Nov. 1	@ATL	3	48	16.0	21	0	0	0	-	-	0
Nov. 8	NYG	8	150	18.8	68	0	0	0	-	-	0
Nov. 15	DAL	8	126	15.8	26	0	0	0	-	-	0
Nov. 22	@PHI	4	63	15.8	25	1	0	0	-	-	0
Nov. 29	@IND	5	64	12.8	17	0	0	0	-	-	0
Dec. 6	ATL	5	61	12.2	16	1	0	0	-	-	0
Dec. 13	NO	3	39	13.0	14	0	0	0	-	-	0
Dec. 17	@STL	9	157	17.4	30	0	0	0	-	-	0
Dec. 27	CHI	4	61	15.3	16	0	0	0	-	-	0
Jan. 3	@CAR	4	99	24.8	30	0	0	0	-	-	0
TOTALS		74	1,206	16.3	68	3	0	0	-	-	0

2014

DATE	OPP	NO	RECEIVING				RUSHING				
			YDS	AVG	LG	TD	ATT	YDS	AVG	LG	TD
Sept. 7	CAR	5	37	7.4	11	0	0	0	-	-	0
Sept. 14	STL	4	49	12.3	29	0	0	0	-	-	0
Sept. 21	@ATL	4	52	13.0	36	0	0	0	-	-	0
Sept. 28	@PIT	4	65	16.3	40	1	0	0	-	-	0
Oct. 5	@NO					Inactive					
Oct. 19	BAL	4	55	13.8	25	1	0	0	-	-	0
Oct. 27	MIN	4	78	19.5	40	0	0	0	-	-	0
Nov. 2	@CLE	7	124	17.7	31	2	0	0	-	-	0
Nov. 9	ATL	7	125	17.9	34	1	0	0	-	-	0
Nov. 16	@WAS	7	209	29.9	56t	2	0	0	-	-	0
Nov. 23	@CHI	3	47	15.7	19	1	0	0	-	-	0
Nov. 27	CIN	4	49	12.3	23	0	0	0	-	-	0
Dec. 7	@DET	4	45	11.3	26	2	0	0	-	-	0
Dec. 14	@CAR	2	13	6.5	8	1	0	0	-	-	0
Dec. 21	GB	4	49	12.3	22	0	0	0	-	-	0
Dec. 28	NO	5	54	10.8	18	1	0	0	-	-	0
TOTALS		68	1,051	15.5	56t	12	0	0	-	-	0

#11

BLAINE GABBERT

QUARTERBACK

HT: 6-5 **WT:** 235

DOB: 10/15/89

NFL: 10TH YEAR

ACQ: FA, 2019

COLLEGE: MISSOURI



ACQUIRED BY BUCS:

- X Signed by Tampa Bay as a free agent on March 27, 2019.

ORIGINALLY ENTERED NFL:

- X Originally entered the NFL as a first-round pick (10th overall) of the Jacksonville Jaguars in the 2011 NFL Draft.

CAREER HIGHLIGHTS:

- X Played with Jacksonville (2011-13), the San Francisco 49ers (2014-16), Arizona Cardinals (2017) and Tennessee Titans (2018) before joining the Buccaneers.
- X Has played in 56 career regular season games, with 16 starts, completing 842-of-1,498 passes for 9,063 yards, with 48 touchdowns and 47 interceptions, for a passer rating of 71.7. Has also rushed 176 times for 631 yards and three touchdowns.
- X Recorded a career-best three passing touchdowns at Houston (11/19/17).
- X Threw for a career-high 354 yards against St. Louis Rams (1/3/16).
- X Notched first career rushing touchdown at Chicago Bears (12/6/15).
- X Completed a career-high 71.1 percent of passes against Detroit (11/4/12), going 27-of-38.

- X Made first career start at Carolina Panthers (9/25/11), throwing a touchdown.
- X Made NFL debut at New York Jets (9/18/11), playing in relief and completing five-of-six passes for 52 yards.

2019 HIGHLIGHTS:

- X Inactive Weeks 1-3.
- X Placed on Injured Reserve on September 24.

COLLEGE/PERSONAL/COMMUNITY:

- X Started 26-of-31 games in three seasons at Missouri (2008-10), completing 568-of-933 passes for 6,822 yards, with 40 touchdowns and 18 interceptions.
- X Finished his career ranked third in school history in passing yards (6,822) and second in passer efficiency (132.6).
- X Attended Parkway West High School (Ballwin, Missouri), earning MVP honors at EA Sports Elite 11 QB camp prior to his senior season.
- X Played in the U.S. Army All-America Bowl following his senior season.
- X Born Blaine Williamson Gabbert on October 15, 1989 in Ballwin, Missouri.
- X Gabbert participated in the 7th Annual Cut for a Cure with the National Pediatric Cancer Foundation and helped raise \$100,000.

FRONT OFFICE

VETERANS

2019 REVIEW

HISTORY

RECORDS

SIDELINES

GABBERT'S CAREER STATISTICS

Year	Team	Passing						Yds	Y/A	TD	Int	Lg	Sk	Yds	
		GP	GS	Att	Cmp	Pct	Lst							RTG	
2011	Jacksonville	15	14	413	210	50.8	2,214	5.4	12	11	74t	40	293	65.4	
2012	Jacksonville	10	10	278	162	58.3	1,662	6.0	9	6	80t	22	158	77.4	
2013	Jacksonville	3	3	86	42	48.8	481	5.6	1	7	67t	12	67	36.0	
2014	San Francisco	1	0	7	3	42.9	38	5.4	1	0	20t	0	0	100.0	
2015	San Francisco	8	8	282	178	63.1	2,031	7.2	10	7	71t	25	164	86.2	
2016	San Francisco	6	5	160	91	56.9	925	5.8	5	6	75t	11	48	68.4	
2017	Arizona	5	5	171	95	55.6	1,086	6.4	6	6	52t	23	149	71.9	
2018	Tennessee	8	3	101	61	60.4	626	6.2	4	4	35	5	37	74.9	
2019	Tampa Bay	0	0	0	0	-	0	-	0	0	0	0	0	-	
NFL Totals		56	48	1,498	842	56.2	9,063	6.1	48	47	80t	138	916	71.7	

Rushing

Year	Team	Att	Yds	Avg	Lg	TD
2011	Jacksonville	48	98	2.0	12	0
2012	Jacksonville	18	56	3.1	10	0
2013	Jacksonville	9	32	3.6	7	0
2014	San Francisco	1	5	5.0	5	0
2015	San Francisco	32	185	5.8	44t	1
2016	San Francisco	40	173	4.3	24	2
2017	Arizona	22	82	3.7	12	0
2018	Tennessee	6	0	0.0	1	0
2018	Tennessee	0	0	-	-	0
Totals		176	631	3.6	44t	3

ADDITIONAL STATS

Fumbles-Lost: 32-11 - 7-2 in 2017, 4-1 in 2015, 2-0 in 2013, 5-3 in 2012, 14-5 in 2011
Misc. Tackles: 4 - 2 in 2018, 1 in 2015; 1 in 2011

SINGLE-GAME HIGHS

Pass Attempts: 50, vs. Cincinnati, 12/20/15 (w/San Francisco)
Pass Completions: 30, vs. Cincinnati, 12/20/15 (w/San Francisco)
Completion Percentage: 71.1, vs. Detroit, 11/4/12 (w/Jacksonville)
Passing Yards: 354, vs. St. Louis, 1/3/16 (w/San Francisco)
Touchdowns: 3, at Houston, 11/19/17 (w/Arizona)
Quarterback Rating: 106.3, vs. Detroit, 11/4/12 (w/Jacksonville - min. 14 attempts)
Long Pass: 80-yard touchdown, at Indianapolis, 9/23/12 (w/Jacksonville)

GABBERT'S GAME-BY-GAME STATISTICS

2018 (w/TEN)

DATE	OPP	ATT	CMP	PCT	PASSING		TD	INT	LG	SK-YDS	RATING
					YDS	YDS/ATT					
Sept. 9	@MIA	22	11	50.0	117	5.3	0	1	18	0-0	47.0
Sept. 16	HOU	20	13	65.0	117	5.9	1	0	18t	1-8	97.3
Sept. 23	@JAC	3	1	33.3	8	2.7	0	0	8	2-17	42.4
Sept. 30	PHI										
Oct. 7	@BUF										
Oct. 14	BAL										
Oct. 21	@LAC										
Nov. 5	@DAL										
Nov. 11	NE										
Nov. 18	@IND	16	11	68.8	118	7.4	1	1	28	1-8	84.9
Nov. 26	@HOU										
Dec. 2	NYJ	0	0	-	0	-	0	0	0	0-0	-
Dec. 6	JAC										
Dec. 16	@NYG	0	0	-	0	-	0	0	0	0-0	-
Dec. 22	WAS	11	7	63.6	101	9.2	1	0	35	1-4	123.7
Dec. 30	IND	29	18	62.1	165	5.7	1	2	22	0-0	60.3
TOTALS		101	61	60.4	626	6.2	4	4	35		74.9

2017 (W/ARI)

DATE	OPP	ATT	CMP	PCT	PASSING			INT	LG	SK-YDSRATING	
					YDS	YDS/ATT	TD			SK	YDSRATING
Sept. 10	@DET					Inactive					
Sept. 17	@IND					Inactive					
Sept. 25	DAL					Inactive					
Oct. 10	SF					Inactive					
Oct. 8	@PHI					Inactive					
Oct. 15	TB					Inactive					
Oct. 22	@LAR					Inactive					
Nov. 5	@SF					Did Not Play					
Nov. 9	SEA					Did Not Play					
Nov. 19	@HOU	34	22	64.7	257	7.6	3	2	28t	2-13	92.4
Nov. 26	JAC	38	22	57.9	241	6.3	2	1	52t	1-5	83.3
Dec. 3	LAR	32	18	56.3	221	6.9	1	2	27	7-34	62.1
Dec. 10	TEN	26	17	65.4	178	6.8	0	0	23	8-53	85.1
Dec. 17	@WAS	41	16	39.0	189	4.6	0	1	46	5-44	43.6
Dec. 24	NYG					Did Not Play					
Dec. 31	@SEA					Did Not Play					
TOTALS		171	95	55.6	1,086	6.4	6	6	52t	23-149	71.9

2016 (W/SF)

DATE	OPP	ATT	CMP	PCT	PASSING			INT	LG	SK-YDSRATING	
					YDS	YDS/ATT	TD			SK	YDSRATING
Sept. 12	LAR	35	22	62.9	170	4.9	1	0	35	0-0	84.2
Sept. 18	@CAR	36	17	47.2	243	6.8	2	2	75t	2-6	64.9
Sept. 25	@SEA	25	14	56.0	119	4.8	0	1	20	0-0	51.9
Oct. 2	DAL	23	16	69.6	196	8.5	1	1	33t	1-7	91.9
Oct. 6	ARI	31	18	58.1	162	5.2	1	2	24	7-27	56.1
Oct. 16	@BUF										
Oct. 23	TB										
Nov. 6	NO										
Nov. 13	@ARI										
Nov. 20	NE										
Nov. 27	@MIA										
Dec. 4	@CHI	10	4	40.0	35	3.5	0	0	18	1-8	50.0
Dec. 11	NYJ										
Dec. 18	@ATL										
Dec. 24	@LAR										
Jan. 1	SEA										
TOTALS		160	91	56.9	925	5.8	5	6	75t	11-48	68.4

2015 (W/SF)

DATE	OPP	ATT	CMP	PCT	PASSING			INT	LG	SK-YDSRATING	
					YDS	YDS/ATT	TD			SK	YDSRATING
Sept. 14	MIN					Did Not Play					
Sept. 20	@PIT					Did Not Play					
Sept. 27	@ARI					Did Not Play					
Oct. 4	GB					Did Not Play					
Oct. 11	@NYG					Did Not Play					
Oct. 18	BAL					Did Not Play					
Oct. 22	SEA					Did Not Play					
Nov. 1	@STL					Did Not Play					
Nov. 8	ATL	25	15	60.0	185	7.4	2	2	41	0-0	76.3
Nov. 22	@SEA	34	22	64.7	264	7.8	1	0	36	2-17	98.2
Nov. 29	ARI	36	25	69.4	318	8.8	1	1	48	2-17	94.4
Dec. 6	@CHI	32	18	56.3	196	6.1	1	0	71t	4-26	84.9
Dec. 13	@CLE	28	18	64.3	194	6.9	1	0	24	9-44	96.4
Dec. 20	CIN	50	30	60.0	295	5.9	1	3	29	4-32	58.3
Dec. 27	@DET	33	22	66.7	225	6.8	2	0	38	3-24	106.3
Jan. 3	STL	44	28	63.6	354	8.0	1	1	44	1-4	86.7
TOTALS		282	178	63.1	2,031	7.2	10	7	71t	25-164	86.2

2014 (W/SF)

DATE	OPP	ATT	CMP	PCT	PASSING			INT	LG	SK-YDSRATING
					YDS	YDS/ATT	TD			
Sept. 7	@DAL				Did Not Play					
Sept. 14	CHI				Did Not Play					
Sept. 21	@ARI				Did Not Play					
Sept. 28	PHI				Did Not Play					
Oct. 5	KC				Did Not Play					
Oct. 13	@STL				Did Not Play					
Oct. 19	@DEN	7	3	42.9	38	5.4	1	0	20t	0-0 100.0
Nov. 2	STL				Did Not Play					
Nov. 9	@NO				Did Not Play					
Nov. 16	@NYG				Did Not Play					
Nov. 23	WAS				Did Not Play					
Nov. 27	SEA				Did Not Play					
Dec. 7	@OAK				Did Not Play					
Dec. 14	@SEA				Did Not Play					
Dec. 20	SD				Did Not Play					
Dec. 28	ARI				Did Not Play					
TOTALS		7	3	42.9	38	5.4	1	0	20t	21-83 100.0

2013 (W/JAC)

DATE	OPP	ATT	CMP	PCT	PASSING			INT	LG	SK-YDSRATING
					YDS	YDS/ATT	TD			
Sept. 8	KC	35	16	45.7	121	3.5	0	2	18	6-50 30.8
Sept. 15	@OAK									
Sept. 22	@SEA									
Sept. 29	IND	32	17	53.1	179	5.6	0	3	31	4-14 30.6
Oct. 6	@STL	19	9	47.4	181	9.5	1	2	67t	2-3 59.2
Oct. 13	@DEN				Inactive					
Oct. 20	SD				Inactive					
Oct. 27	SF				Did Not Play					
Nov. 10	@TEN				Did Not Play					
Nov. 17	ARI				Did Not Play					
Nov. 24	@HOU				Did Not Play					
Dec. 1	@CLE				Did Not Play					
Dec. 5	HOU				Did Not Play					
Dec. 15	BUF				Did Not Play					
Dec. 22	TEN				Did Not Play					
Dec. 29	@IND				Did Not Play					
TOTALS		86	42	48.8	481	5.6	1	7	67t	2-3 36.0

2012 (W/JAC)

DATE	OPP	ATT	CMP	PCT	PASSING			INT	LG	SK-YDSRATING
					YDS	YDS/ATT	TD			
Sept. 9	@MIN	39	23	59.0	260	6.7	2	0	39t	2-18 96.1
Sept. 16	HOU	19	7	36.8	53	2.8	1	0	32	3-24 62.8
Sept. 23	@IND	21	10	47.6	155	7.4	1	0	80t	1-7 88.4
Sept. 30	CIN	34	23	67.6	186	5.5	1	1	23	6-43 78.8
Oct. 7	CHI	33	17	51.5	142	4.3	0	2	34	3-13 37.7
Oct. 21	@OAK	12	8	66.7	110	9.2	1	0	42t	0-0 123.6
Oct. 28	@GB	49	27	55.1	303	6.2	1	0	36	2-24 80.6
Nov. 4	DET	38	27	71.1	220	5.8	2	2	25	1-5 81.0
Nov. 8	IND	31	18	58.1	209	6.7	0	1	52	3-24 65.1
Nov. 18	@HOU	2	2	100.0	24	12.0	0	0	15	1-0 116.7
Nov. 25	TEN									
Dec. 2	@BUF									
Dec. 9	NYJ									
Dec. 16	@MIA									
Dec. 23	NE									
Dec. 30	@TEN									
TOTALS		278	162	58.3	1,662	6.0	9	6	80t	77.4

2011 (W/JAC)

DATE	OPP	ATT	CMP	PCT	PASSING			INT	LG	SK-YDS	RATING
					YDS	YDS/ATT	TD				
Sept. 11	TEN				Did Not Play						
Sept. 18	@NYJ	6	5	83.3	52	8.7	0	0	14	1-10	102.8
Sept. 25	@CAR	21	12	57.1	139	6.6	1	1	36t	2-10	73.3
Oct. 2	NO	42	16	38.1	196	4.7	1	1	47	3-26	51.3
Oct. 9	CIN	28	15	53.6	221	7.9	1	0	74t	3-21	91.5
Oct. 16	@PIT	26	12	46.2	109	4.2	1	0	21	5-33	70.8
Oct. 24	BAL	20	9	45.0	93	4.7	0	0	24	4-20	59.0
Oct. 30	@HOU	30	10	33.3	97	3.2	1	2	21	1-7	26.7
Nov. 13	@IND	21	14	66.7	118	5.6	1	1	19	2-8	77.1
Nov. 20	@CLE	41	22	53.7	210	5.1	0	0	28	1-15	68.1
Nov. 27	HOU	29	13	44.8	136	4.7	0	1	31	6-35	44.6
Dec. 5	SD	33	19	57.6	195	5.9	2	1	48	2-18	82.3
Dec. 11	TB	33	19	57.6	217	6.6	2	2	62	1-8	72.4
Dec. 15	@ATL	22	12	54.5	141	6.4	1	1	22	5-50	70.5
Dec. 24	@TEN	42	21	50.0	198	4.7	0	1	22	1-11	53.5
Jan. 1	IND	19	11	57.9	92	4.8	1	0	23t	3-21	88.0
TOTALS		413	210	50.8	2,214	5.4	12	11	74t	40-293	65.4

**#9
MATT GAY****KICKER****HT:** 6-0 **WT:** 232**DOB:** 3/15/94**NFL:** 2ND YEAR**ACQ:** D5, 2019**COLLEGE:** UTAH**ACQUIRED BY BUCS:**

- X Selected in the fifth round (145th overall) of the 2019 NFL Draft by the Buccaneers.

2019 HIGHLIGHTS:

- X Converted 27-of-35 field goals (77.1%) on the year, including 16-of-22 from 40+ yards and 5-of-8 from beyond 50 yards.
- X His 16 field goals of 40+ yards tied for the most in the NFL, while his five of 50+ yards tied for the third-most.
- X Tied for eighth in the NFL with 27 made field goals and fifth in total points with 124.
- X His 27 field goals tied for the sixth-most in a single season in Buccaneers history, while his 124 points tied for the fourth-most in a single season in team history and the most ever by a Buccaneers rookie.
- X Was perfect in NFL debut, vs. San Francisco (9/8), converting a 31-yard field goal and two PATs.
- X Connected on two field goals and both his PATs in 20-14 win at Carolina (9/12).
- X Converted 4-of-5 field goals, including then-career-long 52-yarder, vs. New York Giants (9/22).
- X Nailed both field goal attempts, including a career long from 58 yards, and all seven PATs in win at Los Angeles Rams (9/29). Gay's seven made PATs and nine total made kicks are both team single-game records.
- X The 58-yard field goal is tied for the third-longest in Buccaneers history.
- X Successful on lone field goal (42 yards) and all three PATs at New Orleans (10/6).
- X Booted a 54-yard field goal vs. Carolina (10/13) at Tottenham Hotspur Stadium in London.

- X Was 3-for-3 on field goals at Tennessee (10/27).
- X At Seattle (11/3), went two-for-three on field goal attempts and connected on all four extra point attempts.
- X Was perfect on all three field goal attempts and all three PATs in 30-27 win vs. Arizona (11/10).
- X Made lone field goal attempt in win at Atlanta (11/24).
- X Successful on all four of his kicks (two field goals, two PATs), in win at Jacksonville (12/1).
- X Converted long field goal attempt (44 yards) and all five PATs in win vs. Indianapolis (12/8).
- X Made all five extra point attempts at Detroit (12/15), along with a 46-yard field goal.

- X Connected on field goals of 50 and 41 yards and both his PATs vs. Houston (12/21). Recorded first career tackle following a blocked 54-yard field goal attempt.

COLLEGE:

- X Played two seasons at Utah (2017-18), connecting on 56-pf-65 career field goal attempts (86.2 pct.), while also making all 85 extra point attempts.
- X Won the Lou Groza Award as the country's top kicker in 2017 and was a semi-finalist in 2018.
- X A two-time All-American, Gay also earned first-team All-Pac-12 honors in both of his seasons with the Utes.
- X Three-time Academic All-Big Ten selection
- X In 2018, Gay set the Utah school record with 21-consecutive made field

goals, finishing the year going 26-of-31 (83.9 pct.), while making all 45 extra points attempted. He ranked third in the country in made field goals, while ranking eighth in the NCAA in pints scored (123), the most in the Pac-12.

- X In his first season at Utah, in 2017, Gay earned the Lou Groza Award and the Vlade Award, given annually to the nation's most accurate kicker. On the season Gay went 30-of-34 (88.2 pct.) and made all 40 extra points attempted. Led the nation in field goals made, while his 88.2 field goal percentage ranked fifth in the country and led the Pac-12. Set school records in points scored (130), field goals made and field goals attempted.
- X Prior to his time at Utah, played two seasons of Soccer at Utah Valley.
- X Earned a bachelor's degree in sociology.

PERSONAL/COMMUNITY:

- X Attended Orem High School (Orem, Utah), where he was a three-time all-state soccer player.
- X He and wife, Millie, had first child in 2019 - Oliver.
- X Son of John and Suzy Gay.
- X In June 2019, rookies participated in Tampa's Police Department Citizen's Academy and visited MacDill's Air Force Base.
- X In November of 2019, Buccaneers specialist helped serve dinner to patients undergoing cancer treatments and their families at Florida Cancer Specialist.



GAY'S CAREER STATISTICS

Year	Team	GP	FG	SCORING					XP	XPA	Pct	Blk	Pts
				FGA	Pct	Lg	Blk	XP					
2019	Tampa Bay	16	27	35	77.1	58	1	43	48	89.6	2	124	
NFL Totals		16	27	35	77.1	58	1	43	48	89.6	2	124	

Year	Team	1/19	Pct.	FIELD GOALS					50+ Pct.		
				20/29	Pct.	30/39	Pct.	40/49		Pct.	
2019	Tampa Bay	0/0	-	6/6	100.0	5/7	71.4	11/14	78.6	5/8	62.5
NFL Totals		0/0	-	6/6	100.0	5/7	71.4	11/14	78.6	5/8	62.5

GAY'S GAME-BY-GAME STATISTICS

2019

DATE	OPP	FG	FGA	PCT	SCORING					BLK	PTS
					LG	BLK	XP	XPA	PCT		
Sept. 8	SF	1	1	100.0	31	0	2	2	100.0	0	5
Sept. 12	@CAR	2	3	66.6	40	0	2	2	100.0	0	8
Sept. 22	NYG	4	5	80.0	52	0	1	3	33.3	1	13
Sept. 29	@LAR	2	2	100.0	58	0	7	7	100.0	0	13
Oct. 6	@NO	1	1	100.0	42	0	3	3	100.0	0	6
Oct. 13	CAR	1	1	100.0	54	0	1	1	100.0	0	4
Oct. 27	@TEN	3	3	100.0	48	0	0	0	-	-	9
Nov. 3	@SEA	2	3	66.6	45	0	4	4	100.0	0	10
Nov. 10	ARI	3	3	100.0	45	0	3	3	100.0	0	12
Nov. 17	NO	1	1	100.0	55	0	2	2	100.0	0	5
Nov. 24	@ATL	1	1	100.0	32	0	2	5	40.0	1	5
Dec. 1	@JAC	2	2	100.0	27	0	2	2	100.0	0	8
Dec. 8	IND	1	1	100.0	44	0	5	5	100.0	0	8
Dec. 15	@DET	1	2	50.0	46	0	5	5	100.0	0	8
Dec. 21	HOU	2	3	66.6	50	1	2	2	100.0	0	8
Dec. 29	ATL	0	3	0.0	-	0	2	2	100.0	0	2
TOTALS		27	35	77.1	58	1	43	48	89.6	2	124

#92

WILLIAM GHOLSTON

DEFENSIVE LINEMAN

HT: 6-6 WT: 281

DOB: 7/31/91

NFL: 8TH YEAR

ACQ: D4B, 2013

COLLEGE: MICHIGAN STATE

**ACQUIRED BY BUCS:**

- X Selected in the fourth round (126th overall) of the 2013 NFL Draft by the Buccaneers.

CAREER HIGHLIGHTS:

- X Has played in 103 career games, including 56 starts, totaling 272 tackles, including 39 for loss, 12.0 sacks, 10 passes defended, two forced fumbles, one fumble recovery, and four blocked kicks.
- X Registered first career forced fumble in win at Philadelphia (11/22/15).
- X Recorded first career partial sack on Monday Night Football against Miami (11/11/13).
- X Made first career start at St. Louis (12/22/13).
- X Made NFL debut at New England (9/22/13).
- X Registered first career blocked field goal vs. Baltimore (10/12/14).
- X Blocked extra point at New Orleans (9/20/15).
- X Posted first career multi-sack game with two in win vs. Atlanta (12/6).

2019 HIGHLIGHTS:

- X Played in all 16 games, with eight starts, recording 38 tackles, including five for loss, 1.0 sacks, and two passes defended.
- X Key component of NFL's top-ranked rush defense.
- X Started season opener vs. San Francisco (9/8) and recorded four tackles.
- X Collected a career-high 12 tackles in Thursday Night Football win at Carolina (9/12), including a game-clinching stop of Christian McCaffrey on 4th-and-1

from the Tampa Bay two-yard line with 1:22 remaining.

- X Logged two tackles and two quarterback hits vs. New York Giants (9/22).
- X Notched first sack of the season in win at Los Angeles Rams (9/29).
- X Collected three tackles at New Orleans (10/6).
- X Recorded two tackles vs. Carolina (10/13).
- X Posted two tackles at Tennessee (10/27).
- X Notched season-high four tackles at Seattle (11/3).
- X Played in a reserve role in win vs. Arizona (11/10) and recorded one tackle.
- X Registered two tackles vs. New Orleans (11/17).
- X Tallied two tackles in win at Atlanta (11/24).
- X Collected three tackles, including one for loss, in win at Jacksonville (12/1).
- X Played in his 100th career game in win vs. Indianapolis (12/8).
- X Playing in his hometown of Detroit (12/15), recorded three tackles, including two for loss.
- X Recorded two tackles vs. Houston (12/21).
- X Collected four tackles, one pass defended and two quarterback hits vs. Atlanta (12/29).

COLLEGE:

- X Started 24-of-36 games he played at Michigan State (2010-12), totaling 142 tackles, 13 passes defended, 10.0 sacks, two forced fumbles, one fumble recovery and 30.0 tackles for loss.
- X Entered the NFL Draft after his junior season

- X Finished his Michigan State career ranked 10th in school history in tackles for loss (30.0).
- X Recorded 10 passes defended in 2012, the most by a defensive lineman in Spartans history and the most amongst FBS defensive linemen.
- X Two-time winner of the Danziger Award for defense (most outstanding Detroit-area player).
- X Led the Spartans in sacks (4.5) and tackles for loss (13.0) as a junior.
- X Earned second-team All-Big Ten honors from the media, while earning honorable mention from the league's coaches in 2012. Earned second-team All-Big Ten Honors from Phil Steele.
- X Named a quarterfinalist for the Lombardi Award (college lineman of the year) in 2012.
- X Chosen as Defensive Player of the Game in the 2012 Buffalo Wild Wings Bowl.
- X Tallied 16.0 tackles for loss as a sophomore, tied for the seventh-most in Michigan State single-season history.
- X Recorded 5.0 tackles for loss in the 2012 Outback Bowl, the third-most in Michigan State history and the most ever in a bowl game, earning a spot on the ESPN.com and Yahoo! Sports All-Bowl teams.
- X Named All-Big Ten second team by coaches and media, while also being selected for the second-team All-Big Ten by Yahoo! Sports as a sophomore.
- X Selected to the CollegeFootballNews.com's second-team All-Sophomore team in 2011.
- X Led the team in tackles for loss (16.0), the seventh-most in Michigan State history.
- X Majored in human development and family studies.

PERSONAL:

- X Attended Southeastern High School (Detroit, Michigan).
- X Chosen as an All-American by EA Sports, MaxPreps, SuperPrep and PrepStar (Dream Team).
- X Ranked as a Top 60 recruit by Tom Lemming (No. 12), Rivals.com (No. 21), Lindy's (No. 21), Athlon Sports (No. 24),

Scout.com (No. 29), ESPNU (No. 42) and Sporting News (No. 60).

- X Ranked as one of the top defensive ends in the country by Tom Lemming (No. 3), Rivals.com (No. 3, strongside), Scouts, Inc. (No. 3), Scout.com (No. 4), Lindy's (No. 5) and Athlon Sports (No. 5).
- X Rated as the top player in the state of Michigan by the Detroit News, Detroit Free Press, Rivals.com, Scout.com and Lansing State Journal.
- X Recorded 115 tackles as a senior, including 44.0 for loss, 27.0 sacks, 10 forced fumbles, two blocked punts and an interception returned for a touchdown.
- X Led the Public School League in tackles (101) and sacks (15.0) as a junior, while also tallying 37.0 tackles for loss.
- X Transferred from Mumford High School (Detroit, Michigan) following his sophomore season.
- X During his two seasons at Mumford, Gholston played both ways, recording 183 tackles, 28.0 sacks and two interceptions to go along with 55 catches for 970 yards and 14 touchdowns.
- X Cousin Vernon Gholston was a first-round selection of the New York Jets in the 2008 NFL Draft.
- X Born William Gholston on July 31, 1991, in Detroit, Michigan.

COMMUNITY:

- X Gholston, along with the defensive lineman hosted the 8th annual "D-Line Delivers Christmas". Local families were surprised with a tour of AdventHealth Training Center, dinner with D-Line, and a shopping spree at Target.
- X In December 2017, partnered with United Healthcare to build a playground along the historic Clarence Fort Freedom Trail in Tampa.
- X Served as an honorary starter with his mother, Dawn Ward, a breast cancer survivor at the Buccaneers annual Treasure Chest 5K, 10K, Fun Run & Corporate Challenge in October 2017.
- X In November 2015, helped deliver canned goods and toys to Metropolitan Ministries for the annual Raymond James "Sack Hunger Stack Toys" program.

- X Along with the defensive line, purchased toys and hosted a surprise shopping spree for underprivileged families in the “D-Line Does Christmas” event in December 2013-17.
- X Helped hand out candy to trick-or-treaters from Buccaneers Academy schools attending Lowry Park Zoo’s ZooBoo KIDS Halloween event in October 2015.
- X Paired up with United Way volunteers and students to install a “Learning Garden” at Davis Elementary in September 2015.
- X Had his head shaved by children battling cancer for the Buccaneers Cut for a Cure in 2014, 2015 and 2016 to raise funds and awareness for the National Pediatric Cancer Foundation.
- X In October 2014, visited Metropolitan Ministries to play games with children for the Ministries’ annual Fall Festival.
- X In September 2014, participated in a Buccaneers Academy ribbon-cutting ceremony and helped build an outdoor class at Sheehy Elementary in Tampa.
- X In September 2014, interacted with military members stationed overseas through a Pro vs. GI Joe event at the Buccaneers-sponsored USO Welcome Center at Tampa International Airport.
- X In February 2014 presented students at Pizzo Elementary with \$2,000-worth of PE equipment for winning the Buccaneers PLAY 60 Challenge.
- X As part of the 2013 Buccaneers Rookie Club, took part in a variety of community service events, including: visiting patients at St. Joseph’s Children’s Hospital in Tampa; hosting an ice cream social for military veterans at James Haley VA Hospital; participating in a team-building scavenger hunt with the Boys & Girls Clubs of Tampa at Busch Gardens; hosting a bowling outing with Big Brothers/Big Sisters of Tampa Bay; challenging youths from the Central City YMCA in games at a local arcade; visiting local servicemen and servicewomen at MacDill Air Force Base; hosting a “Salute to Service” Barbecue with USAA at U.S. Coast Guard Sector St. Petersburg; greeting veterans at Bay Pines VA Hospital; visiting young patients over the holidays at All Children’s Hospital; and singing Christmas carols to residents at Westminster Palms Retirement Home.

GHOLSTON'S CAREER STATISTICS

Year	Team	Tackles						INT				Fumbles			ST Tackles					
		GP	GS	T	S	A	Sk	Yds	No	Yds	Lg	TD	PD	FF	FR	Yds	T	S	A	
2013	Tampa Bay	12	2	30	14	16	2.0	14.0	0	0	0	0	3	0	0	0	0	0	0	0
2014	Tampa Bay	15	9	42	28	14	2.0	13.0	0	0	0	0	3	0	0	0	0	0	0	
2015	Tampa Bay	16	11	67	47	20	3.0	7.0	0	0	0	0	2	1	0	0	0	0	0	
2016	Tampa Bay	14	14	49	37	12	3.0	24.0	0	0	0	0	0	1	1	0	0	0	0	
2017	Tampa Bay	14	10	36	21	15	0.0	0.0	0	0	0	0	0	0	0	0	0	0	0	
2018	Tampa Bay	16	2	10	7	3	1.0	5.0	0	0	0	0	0	0	0	0	0	0	0	
2019	Tampa Bay	16	8	38	26	12	1.0	10.0	0	0	0	0	2	0	0	0	0	0	0	
NFL Totals		103	56	272	180	92	12.0	73.0	0	0	0	0	10	2	1	0	0	0	0	

SINGLE-GAME HIGHS

Tackles: 11, at St. Louis, 12/17/15
Sacks: 2.0, vs. Atlanta, 12/6/13
Passes Defensed: 2, vs. San Francisco, 12/15/13
Fumble Recovery: 1, at Carolina, 10/10/16
Forced Fumble: 1, vs. Baltimore, 10/12/14
Blocked FG: 1, twice, last vs. Atlanta, 12/18/17
Blocked XP: 1, twice, last at Carolina, 12/24/17

GHOLSTON'S GAME-BY-GAME STATISTICS

FRONT OFFICE

VETERANS

2019 REVIEW

HISTORY

RECORDS

SIDELINES

2019

DATE	OPP	TACKLES							INTERCEPTIONS					FUMBLES			ST TACKLES		
		T	S	A	TFL	SK	YDS	QH	NO	YDS	LG	TD	PD	FF	FR	YDS	T	S	A
Sept. 8	SF	4	3	1	0	0.0	0.0	0	0	0	0	0	0	0	0	0	0	0	0
Sept. 12	@CAR	3	1	2	1	0.0	0.0	0	0	0	0	0	0	0	0	0	0	0	0
Sept. 22	NYG	2	1	1	0	0.0	0.0	2	0	0	0	0	0	0	0	0	0	0	0
Sept. 29	@LAR	1	1	0	1	1.0	10.0	2	0	0	0	0	1	0	0	0	0	0	0
Oct. 6	@NO	3	2	1	0	0.0	0.0	0	0	0	0	0	0	0	0	0	0	0	0
Oct. 13	CAR	2	2	0	0	0.0	0.0	0	0	0	0	0	0	0	0	0	0	0	0
Oct. 27	@TEN	2	0	2	0	0.0	0.0	0	0	0	0	0	0	0	0	0	0	0	0
Nov. 3	@SEA	4	2	2	0	0.0	0.0	0	0	0	0	0	0	0	0	0	0	0	0
Nov. 10	ARI	1	0	1	0	0.0	0.0	0	0	0	0	0	0	0	0	0	0	0	0
Nov. 17	NO	2	1	1	0	0.0	0.0	0	0	0	0	0	0	0	0	0	0	0	0
Nov. 24	@ATL	2	1	1	0	0.0	0.0	0	0	0	0	0	0	0	0	0	0	0	0
Dec. 1	@JAC	3	3	0	1	0.0	0.0	0	0	0	0	0	0	0	0	0	0	0	0
Dec. 8	IND	0	0	0	0	0.0	0.0	0	0	0	0	0	0	0	0	0	0	0	0
Dec. 15	@DET	3	3	0	2	0.0	0.0	1	0	0	0	0	0	0	0	0	0	0	0
Dec. 21	HOU	2	2	0	0	0.0	0.0	0	0	0	0	0	0	0	0	0	0	0	0
Dec. 29	ATL	4	4	0	0	0.0	0.0	2	0	0	0	0	1	0	0	0	0	0	0
TOTALS		38	26	12	5	1.0	10.0	7	0	0	0	0	2	0	0	0	0	0	0

2018

DATE	OPP	TACKLES							INTERCEPTIONS					FUMBLES			ST TACKLES		
		T	S	A	TFL	SK	YDS	QH	NO	YDS	LG	TD	PD	FF	FR	YDS	T	S	A
Sept. 9	@NO	0	0	0	0	0	0	0	0	0	0	0	0	0	0	0	0	0	0
Sept. 16	PHI	1	1	0	0	0.0	0.0	2	0	0	0	0	0	0	0	0	0	0	0
Sept. 24	PIT	2	1	1	0	0.0	0.0	2	0	0	0	0	0	0	0	0	0	0	0
Sept. 30	@CHI	1	1	0	0	0.0	0.0	0	0	0	0	0	0	0	0	0	0	0	0
Oct. 14	@ATL	0	0	0	0	0.0	0.0	0	0	0	0	0	0	0	0	0	0	0	0
Oct. 21	CLE	1	1	0	1	1.0	5.0	1	0	0	0	0	0	0	0	0	0	0	0
Oct. 28	@CIN	1	0	1	0	0.0	0.0	0	0	0	0	0	0	0	0	0	0	0	0
Nov. 4	@CAR	0	0	0	0	0.0	0.0	0	0	0	0	0	0	0	0	0	0	0	0
Nov. 11	WAS	2	1	1	0	0.0	0.0	0	0	0	0	0	0	0	0	0	0	0	0
Nov. 18	@NYG	1	1	0	0	0.0	0.0	0	0	0	0	0	0	0	0	0	0	0	0
Nov. 25	SF	0	0	0	0	0.0	0.0	1	0	0	0	0	0	0	0	0	0	0	0
Dec. 2	CAR	1	1	0	0	0.0	0.0	1	0	0	0	0	0	0	0	0	0	0	0
Dec. 9	NO	0	0	0	0	0.0	0.0	0	0	0	0	0	0	0	0	0	0	0	0
Dec. 16	@BAL	0	0	0	0	0.0	0.0	0	0	0	0	0	0	0	0	0	0	0	0
Dec. 23	@DAL	0	0	0	0	0.0	0.0	0	0	0	0	0	0	0	0	0	0	0	0
Dec. 30	ATL	0	0	0	0	0.0	0.0	0	0	0	0	0	0	0	0	0	0	0	0
TOTALS		10	7	3	1	1.0	5.0	7	0	0	0	0	0	0	0	0	0	0	0

2017

DATE	OPP	TACKLES							INTERCEPTIONS					FUMBLES			ST TACKLES		
		T	S	A	TFL	SK	YDS	QH	NO	YDS	LG	TD	PD	FF	FR	YDS	T	S	A
Sept. 17	CHI	5	2	3	1	0.0	0.0	0	0	0	0	0	0	0	0	0	0	0	0
Sept. 24	@MIN	8	3	5	1	0.0	0.0	0	0	0	0	0	0	0	0	0	0	0	0
Oct. 1	NYG	0	0	0	0	0.0	0.0	0	0	0	0	0	0	0	0	0	0	0	0
Oct. 5	NE	3	1	2	0	0.0	0.0	0	0	0	0	0	0	0	0	0	0	0	0
Oct. 15	@ARI	1	1	0	0	0.0	0.0	0	0	0	0	0	0	0	0	0	0	0	0
Oct. 22	@BUF	2	2	0	0	0.0	0.0	0	0	0	0	0	0	0	0	0	0	0	0
Oct. 29	CAR	3	2	1	0	0.0	0.0	0	0	0	0	0	0	0	0	0	0	0	0
Nov. 5	@NO	2	1	1	0	0.0	0.0	0	0	0	0	0	0	0	0	0	0	0	0
Nov. 12	NYJ								Inactive										
Nov. 19	@MIA								Inactive										
Nov. 26	@ATL	3	3	0	1	0.0	0.0	0	0	0	0	0	0	0	0	0	0	0	0
Dec. 3	@GB	0	0	0	0	0.0	0.0	1	0	0	0	0	0	0	0	0	0	0	0
Dec. 10	DET	0	0	0	0	0.0	0.0	0	0	0	0	0	0	0	0	0	0	0	0
Dec. 18	ATL	4	4	0	1	0.0	0.0	0	0	0	0	0	0	0	0	0	0	0	0
Dec. 24	@CAR	1	0	1	0	0.0	0.0	0	0	0	0	0	0	0	0	0	0	0	0
Dec. 31	NO	4	2	2	0	0.0	0.0	0	0	0	0	0	0	0	0	0	0	0	0
TOTALS		36	21	15	4	0.0	0.0	1	0	0	0	0	0	0	0	0	0	0	0

2016

DATE	OPP	TACKLES							INTERCEPTIONS				FUMBLES			ST TACKLES				
		T	S	A	TFL	SK	YDS	QH	NO	YDS	LG	TD	PD	FF	FR	YDS	T	S	A	
Sept. 11	@ATL	0	0	0	0	0.0	0.0	0	0	0	0	0	0	0	0	0	0	0	0	
Sept. 18	@ARI	3	2	1	0	0.0	0.0	0	0	0	0	0	0	0	0	0	0	0		
Sept. 25	LA	6	6	0	0	0.0	0.0	0	0	0	0	0	0	0	0	0	0	0		
Oct. 2	DEN	3	2	1	1	0.5	5.5	2	0	0	0	0	0	0	0	0	0	0		
Oct. 10	@CAR	5	2	3	0	0.0	0.0	0	0	0	0	0	0	0	1	0	0	0		
Oct. 23	@SF	7	5	2	1	1.0	8.0	1	0	0	0	0	0	0	0	0	0	0		
Oct. 30	OAK	4	3	1	2	0.0	0.0	0	0	0	0	0	0	0	0	0	0	0		
Nov. 3	ATL	4	3	1	2	1.0	10.0	3	0	0	0	0	0	0	0	0	0	0		
Nov. 13	CHI	4	4	0	0	0.0	0.0	0	0	0	0	0	0	1	0	0	0	0		
Nov. 20	@KC	2	2	0	1	0.0	0.0	1	0	0	0	0	0	0	0	0	0	0		
Nov. 27	SEA	1	1	0	0	0.0	0.0	0	0	0	0	0	0	0	0	0	0	0		
Dec. 4	@SD	6	5	1	1	0.0	0.0	0	0	0	0	0	0	0	0	0	0	0		
Dec. 11	NO	1	0	1	0	0.0	0.0	0	0	0	0	0	0	0	0	0	0	0		
Dec. 18	@DAL	4	2	2	1	1.0	6.0	1	0	0	0	0	0	0	0	0	0	0		
Dec. 24	@NO	Inactive							Inactive											
Jan. 1	CAR	Inactive							Inactive											
TOTALS		49	37	12	9	3.0	24.0	7	0	0	0	0	0	0	1	1	0	0	0	

2015

DATE	OPP	TACKLES							INTERCEPTIONS				FUMBLES			ST TACKLES			
		T	S	A	TFL	SK	YDS	QH	NO	YDS	LG	TD	PD	FF	FR	YDS	T	S	A
Sept. 13	TEN	1	1	0	0	0.0	0.0	0	0	0	0	0	0	0	0	0	0	0	0
Sept. 20	@NO	6	3	3	0	0.0	0.0	0	0	0	0	0	0	0	0	0	0	0	0
Sept. 27	@HOU	4	2	2	2	0.0	0.0	1	0	0	0	0	0	0	0	0	0	0	0
Oct. 4	CAR	4	3	1	1	0.0	0.0	0	0	0	0	0	1	0	0	0	0	0	0
Oct. 11	JAC	0	0	0	0	0.0	0.0	0	0	0	0	0	0	0	0	0	0	0	0
Oct. 25	@WAS	2	2	0	1	0.0	0.0	0	0	0	0	0	0	0	0	0	0	0	0
Nov. 1	@ATL	5	3	2	0	0.0	0.0	0	0	0	0	0	0	0	0	0	0	0	0
Nov. 8	NYG	7	3	4	0	0.0	0.0	0	0	0	0	0	0	0	0	0	0	0	0
Nov. 15	DAL	2	2	0	1	1.0	1.0	1	0	0	0	0	0	0	0	0	0	0	0
Nov. 22	@PHI	5	5	0	0	0.0	0.0	1	0	0	0	0	0	1	0	0	0	0	0
Nov. 29	@IND	4	3	1	0	0.0	0.0	2	0	0	0	0	1	0	0	0	0	0	0
Dec. 6	ATL	3	2	1	2	2.0	6.0	3	0	0	0	0	0	0	0	0	0	0	0
Dec. 13	NO	5	5	0	0	0.0	0.0	0	0	0	0	0	0	0	0	0	0	0	0
Dec. 17	@STL	11	7	4	1	0.0	0.0	0	0	0	0	0	0	0	0	0	0	0	0
Dec. 27	CHI	5	3	2	0	0.0	0.0	0	0	0	0	0	0	0	0	0	0	0	0
Jan. 3	@CAR	3	3	0	0	0.0	0.0	0	0	0	0	0	0	0	0	0	0	0	0
TOTALS		67	47	20	8	3.0	7.0	8	0	0	0	0	2	1	0	0	0	0	0

2014

DATE	OPP	TACKLES							INTERCEPTIONS				FUMBLES			ST TACKLES			
		T	S	A	TFL	SK	YDS	QH	NO	YDS	LG	TD	PD	FF	FR	YDS	T	S	A
Sept. 7	CAR	Inactive																	
Sept. 14	STL	7	5	2	1	1.0	5.0	1	0	0	0	0	0	0	0	0	0	0	0
Sept. 18	@ATL	2	2	0	1	0.0	0.0	0	0	0	0	0	0	0	0	0	0	0	0
Sept. 28	@PIT	4	2	2	0	0.0	0.0	0	0	0	0	0	0	0	0	0	0	0	0
Oct. 5	@NO	5	3	2	1	0.0	0.0	1	0	0	0	0	1	0	0	0	0	0	0
Oct. 12	BAL	4	2	2	0	0.0	0.0	0	0	0	0	0	0	0	0	0	0	0	0
Oct. 26	MIN	3	3	0	0	0.0	0.0	2	0	0	0	0	1	0	0	0	0	0	0
Nov. 2	@CLE	6	3	3	2	0.0	0.0	1	0	0	0	0	0	0	0	0	0	0	0
Nov. 9	ATL	1	0	1	0	0.0	0.0	0	0	0	0	0	0	0	0	0	0	0	0
Nov. 16	@WAS	2	2	0	1	0.0	0.0	0	0	0	0	0	0	0	0	0	0	0	0
Nov. 23	@CHI	1	1	0	0	0.0	0.0	0	0	0	0	0	0	0	0	0	0	0	0
Nov. 30	CIN	0	0	0	0	0.0	0.0	0	0	0	0	0	1	0	0	0	0	0	0
Dec. 7	@DET	5	3	2	1	1.0	8.0	1	0	0	0	0	0	0	0	0	0	0	0
Dec. 14	@CAR	0	0	0	0	0.0	0.0	0	0	0	0	0	0	0	0	0	0	0	0
Dec. 21	GB	0	0	0	0	0.0	0.0	0	0	0	0	0	0	0	0	0	0	0	0
Dec. 28	NO	2	2	0	2	0.0	0.0	0	0	0	0	0	0	0	0	0	0	0	0
TOTALS		42	28	14	9	2.0	13.0	6	0	0	0	0	3	0	0	0	0	0	0

2013

DATE	OPP	TACKLES							INTERCEPTIONS				FUMBLES			ST TACKLES						
		T	S	A	TFL	SK	YDS	QH	NO	YDS	LG	TD	PD	FF	FR	YDS	T	S	A			
Sept. 8	@NYJ								Inactive													
Sept. 15	NO								Inactive													
Sept. 22	@NE	1	0	1	0	0.0	0.0	0	0	0	0	0	0	0	0	0	0	0	0			
Sept. 29	ARI								Did Not Play													
Oct. 13	PHI								Inactive													
Oct. 20	@ATL	1	0	1	0	0.0	0.0	0	0	0	0	0	0	0	0	0	0	0	0			
Oct. 24	CAR	0	0	0	0	0.0	0.0	0	0	0	0	0	0	0	0	0	0	0	0			
Nov. 3	@SEA	2	1	1	0	0.0	0.0	0	0	0	0	0	0	0	0	0	0	0	0			
Nov. 11	MIA	1	0	1	0	0.5	4.0	1	0	0	0	0	0	0	0	0	0	0	0			
Nov. 17	ATL	2	1	1	0	0.0	0.0	0	0	0	0	0	0	0	0	0	0	0	0			
Nov. 24	@DET	1	1	0	0	0.0	0.0	1	0	0	0	0	0	0	0	0	0	0	0			
Dec. 1	@CAR	3	1	2	0	0.0	0.0	0	0	0	0	0	0	0	0	0	0	0	0			
Dec. 8	BUF	4	2	2	1	1.5	10.0	2	0	0	0	0	1	0	0	0	0	0	0			
Dec. 15	SF	8	5	3	1	0.0	0.0	0	0	0	0	0	2	0	0	0	0	0	0			
Dec. 22	@STL	6	3	3	1	0.0	0.0	0	0	0	0	0	0	0	0	0	0	0	0			
Dec. 29	@NO	1	0	1	0	0.0	0.0	0	0	0	0	0	0	0	0	0	0	0	0			
TOTALS		30	14	16	3	2.0	14.0	4	0	0	0	0	3	0	0	0	0	0	0			

#14

CHRIS GODWIN

WIDE RECEIVER

HT: 6-1 WT: 209

DOB: 2/27/96

NFL: 4TH YEAR

ACQ: D3A, 2017

COLLEGE: PENN STATE



ACQUIRED BY BUCS:

- X Selected in the third round (84th overall) of the 2017 NFL Draft by the Buccaneers.

AWARDS & ACCOLADES:

- X 2019 AP Second-Team All-Pro
- X 2019 Pro Bowl Selection
- X 2x NFC Offensive Player of the Week (Week 12, 2019; Week 17, 2017)

CAREER HIGHLIGHTS:

- X Has played in 46 games, with 21 starts, totaling 179 receptions for 2,700 yards (15.1 avg.) with 17 receiving touchdowns.
- X Earned NFC Offensive Player of the Week against the New Orleans Saints (12/31/17), after catching seven passes for 111 yards and the game-winning touchdown with under a minute to play.

It marked a career high in receptions, as well has his first career touchdown and first career 100-yard game.

- X Has 10 career 100-yard games (six in 2019, three in 2018, one in 2017), the seventh-most such games in franchise history.
- X Has four career games with multiple touchdown receptions (three in 2019, one in 2018), tied for the third-most such games in franchise history.
- X In 2019, Godwin and teammate Mike Evans became the first receivers in NFL history to each have three games with 150-plus receiving yards in a single season.
- X Posted a career-high 184 receiving yards at Atlanta (11/24/19), including a career-long 71-yard touchdown reception,

helping him earn NFC Offensive Player of the Week honors.

- X Registered a career day at L.A. Rams (9/29/19), catching 12 passes for 172 yards and two touchdowns, establishing new career best marks for receptions and receiving yards in a single game, while registering his second career multi-touchdown game.
- X Had a career-best two touchdown catches against Atlanta (12/30/18), which he later matched at L.A. Rams (9/29/19), at New Orleans (10/6/19) and at Atlanta (11/24/19).
- X Caught a touchdown in four straight games (Week 17, 2017-Week 3, 2018), tying the franchise record for most consecutive games with a touchdown catch.
- X Made first career start against N.Y. Jets (11/12/17).
- X Caught first career pass against Minnesota, an 18-yard reception (9/24/17).
- X Made NFL debut against Chicago (9/17/17).

2019 HIGHLIGHTS:

- X Had 86 catches for 1,333 yards and nine touchdowns on the season. His nine touchdown receptions tied for the fourth-most in the NFL, while his 1,333 receiving yards were the third-most in the league.
- X Godwin's nine touchdown receptions are tied for the fifth-most in a single season in team history, while 86 receptions are tied for the third-most in a single season in franchise history, and his 1,333 receiving yards are the fourth-most in a single season in Buccaneers history.
- X Godwin and teammate Mike Evans (1,157) are only the second-ever pair of Buccaneers receivers to top 1,000 receiving yards in the same season, joining Evans and Vincent Jackson in 2014. They are the first pair of Buccaneers receivers to eclipse 1,100 receiving yards in the same season.
- X Godwin has three games with multiple touchdowns this season, tied for the most such games in a single season in

team history (also Mike Evans in 2014 and 2016).

- X Godwin has six games with at least 100 receiving yards this season, tied for the third-most such games in a single season in team history.
- X Led the team in receiving yards (53) against San Francisco (9/8) and registered a receiving touchdown.
- X On Thursday Night Football at Carolina (9/12), caught eight passes for 121 yards (15.1 avg.) and a touchdown.
- X Against N.Y. Giants (9/22), caught three passes for 40 yards.
- X Had a career-day at L.A. Rams (9/29), catching 12 passes for 172 yards and two touchdowns, establishing new career best marks for receptions and receiving yards in a single game, while registering his second career multi-touchdown game.
- X Godwin's 12 catches are tied for the third-most in a single game in team history, while his 172 receiving yards are the ninth-most in a single game in team history. He recorded nine catches in the first half, the most in a half in team history dating back to 1991.
- X At New Orleans (10/6), caught seven passes for 125 yards with two touchdowns, becoming the first player in franchise history to post consecutive games with at least 125 receiving yards and two receiving touchdowns. Godwin is the first NFL player to do so since 2017 (Antonio Brown, Weeks 11-12).
- X Godwin joins Vincent Jackson (10/13/13 vs. Philadelphia-10/20/13 at Atlanta) and Horace Copeland (10/24/93 vs. Green Bay-10/31/93 at Atlanta) as the only players in franchise history to post consecutive games with at least two touchdowns receptions.

2019 NFL RECEIVING YARDAGE LEADERS

Name (Team)	Yards
1. Michael Thomas (NO)	1,725
2. Julio Jones (ATL)	1,394
3. Chris Godwin (TB)	1,333
4. Travis Kelce (KC)	1,229
5. DeVante Parker (MIA)	1,202

- X Against Carolina at Tottenham Hotspur Stadium in London (10/13), caught 10 passes for 151 yards, becoming the first player in franchise history to post three consecutive games with at least 125 receiving yards.
- X Had four receptions for 43 yards at Tennessee (10/27).
- X At Seattle (11/3), caught seven passes for 61 yards and recorded his first career rush, an eight-yard gain.
- X Had six catches for 74 yards, including a season-long 49-yard reception, against Arizona (11/10).
- X Against New Orleans (11/17), caught three passes for 47 yards, including a 30-yard touchdown reception.
- X Caught seven passes for a career-high 184 yards and two touchdowns at Atlanta (11/24), including a career-long 71-yard touchdown reception. Godwin's 184 receiving yards are the seventh-most in a single game in franchise history.
- X His totals at Atlanta brought him over 1,000 receiving yards on the season, marking his first career 1,000-yard season.
- X Caught four passes for 50 yards at Jacksonville (12/1).
- X Against Indianapolis (12/8), led the team in receptions (seven) and receiving yards (91).
- X Led the team with 121 receiving yards on five catches (24.2 avg.) at Detroit (12/15).
- X Inactive against Houston (12/21) and against Atlanta (12/29).

COLLEGE:

- X Played in 40 games, with 28 starts, catching 153 passes for 2,404 yards (15.7 avg.) and 18 touchdowns.
- X Ranks fourth in Penn State history in touchdown receptions (18) and receiving yards (2,404), while standing at seventh on the all-time reception list (153).
- X Recorded nine 100-yard receiving games (three in 2016, five in 2015 and against Boston College in the 2014 New Era Pinstripe Bowl) and five games with multiple touchdown catches (four in 2016, one in 2015).
- X Started all 14 games as a true junior (2016), catching 59 passes for 982 yards and 11 touchdowns. His 11 touchdown receptions were the second-most in a single season in Penn State history.
- X Earned All-Bowl team honors from NCAA.com, Sports Illustrated, Athlon Sports (second team) and Associated Press (honorable mention), while also being named to the ESPN.com Big Ten All-Bowl Team.
- X Named All-Big Ten by Pro Football Focus (second team) Phil Steele and Athlon Sports (third team) and the league's coaches (honorable mention).
- X In the Rose Bowl against USC, recorded a career-high and Penn State bowl record 187 receiving yards, the fourth-most in Rose Bowl history, while adding two touchdown catches, which tied the school's bowl game record.
- X During his sophomore season (2015), started 11-of-13 games caught 69 passes for 1,101 yards and five touchdowns. He became one of only three Penn State receivers to eclipse 1,000 receiving yards in a season (also Bobby Engram & Allen Robinson) and his 1,101 yards are the second-most in a single season in school history.
- X Named All-Big ten by the Big Ten media (second team) and coaches (third team), while earning second-team All-Big Ten honors from the Associated Press.
- X As a true freshman (2014), was named to the BTN.com Big Ten All-Freshman Team after playing in 13 games with three starts, catching 26 passes for 338 yards and two touchdowns.

2019 NFL RECEIVING TD LEADERS

Name (Team)	TD
1. Kenny Golladay (DET)	11
2. Cooper Kupp (LAR)	10
2. Mark Andrews (BAL)	10
4. Chris Godwin (TB)	9
4. Jared Cook (NO)	9
4. Marvin Jones (DET)	9
4. DeVante Parker (MIA)	9
4. Michael Thomas (NO)	9

- X Earned ESPN.com All-Bowl Team honors after catching seven passes for 140 yards and one touchdown against Boston College in the New Era Pinstripe Bowl.

PERSONAL:

- X Attended Middletown High School (Middletown, Delaware)
- X As a senior, set a Delaware prep record with 18 receiving touchdowns and was named Delaware Gatorade Player of the Year, as well as being named first-team all-state and first-team All-Blue Hen Conference.
- X Selected to play in the Under Armour All-American Game.
- X Son of Rod Sr. and Lisa Godwin.
- X Has a brother, Marcus, and two sisters, Sharhonda and Rian.
- X Born Rod Christopher Godwin on February 27, 1996 in Philadelphia, Pennsylvania.

COMMUNITY:

- X In 2019, Godwin launched his foundation. The Team Godwin Foundation helps provide at-risk children and animals a second chance through advocacy and financial support.
- X Godwin sat in on bail and probation hearings at the Hillsborough County Courthouse on Tuesday to gain perspective on the criminal justice system.
- X As a response to COVID-19, Godwin invited Bucs fans to send him a tweet shouting out an unsung hero and rewarded first responders around the country.
- X In November 2019, launched the Team Godwin Foundation, an organization designed to provide financial



assistance to local shelter and rescue groups.

- X In December 2017, visited Lopez Elementary School in Seffner to present a \$10,000 Fuel Up to Play 60 Hometown Grant, an initiative developed by the NFL to provide grants to support physical activity and nutrition programs in school districts.
- X In December 2017, visited patients battling illness at All Children's Hospital in St. Petersburg to raise their spirits during the holidays.
- X In June 2017, toured MacDill Air Force Base to greet military servicemen and servicewomen and learn about the important role that the base plays in the Tampa community and beyond.
- X In June 2017, went go-karting with first-year members from Tampa Fire Rescue.

GODWIN'S CAREER STATISTICS

YEAR	TEAM	GP	GS	RECEIVING				RUSHING				LG	TD
				NO	YDS	AVG	LG	TD	ATT	YDS	AVG		
2017	Tampa Bay	16	2	34	525	15.4	70	1	0	0	-	-	0
2018	Tampa Bay	16	5	59	842	14.3	48	7	0	0	-	-	0
2019	Tampa Bay	14	14	86	1,333	15.5	71t	9	1	8	8.0	8	0
NFL Totals		46	21	179	2,700	15.1	71t	17	1	8	8.0	8	0

SINGLE-GAME HIGHS

Receptions: 12, at L.A. Rams, 9/29/19
Receiving Yards: 184, at Atlanta, 11/24/19
Receiving TDs: 2, four times, last at Atlanta, 11/24/19
Long Reception: 71t, at Atlanta, 11/24/19
 10 100-Yard Receiving Games

ADDITIONAL STATS

ST Tackles: 7 - 1 in 2018; 6 in 2017
ST Fumble Recoveries: 1 - 1 in 2017
Fumbles-Lost: 4-1 - 4-1 in 2018
Misc. Tackles: 11 - 6 in 2019; 4 in 2018; 1 in 2017

GODWIN'S GAME-BY-GAME STATISTICS

2019

DATE	OPP	NO	RECEIVING				TD	ATT	RUSHING			TD
			YDS	AVG	LG	YDS			AVG	LG		
Sept. 8	SF	3	53	17.7	28	1	0	0	-	-	0	
Sept. 12	@CAR	8	121	15.1	24	1	0	0	-	-	0	
Sept. 22	NYG	3	40	13.3	20	0	0	0	-	-	0	
Sept. 29	@LAR	12	172	14.3	30	2	0	0	-	-	0	
Oct. 6	@NO	7	125	17.9	26t	2	0	0	-	-	0	
Oct. 13	CAR	10	151	15.1	26	0	0	0	-	-	0	
Oct. 27	@TEN	4	43	10.8	12	0	0	0	-	-	0	
Nov. 3	@SEA	7	61	8.7	18	0	1	8	8.0	8	0	
Nov. 10	ARI	6	74	12.3	49	0	0	0	-	-	0	
Nov. 17	NO	3	47	15.7	30t	1	0	0	-	-	0	
Nov. 24	@ATL	7	184	26.3	71t	2	0	0	-	-	0	
Dec. 1	@JAC	4	50	12.5	27	0	0	0	-	-	0	
Dec. 8	IND	7	91	13.0	28	0	0	0	-	-	0	
Dec. 15	@DET	5	121	24.2	51	0	0	0	-	-	0	
Dec. 21	HOU										Inactive	
Dec. 29	ATL										Inactive	
TOTALS		86	1,333	15.5	71t	9	1	8	8.0	8	0	

2018

DATE	OPP	NO	RECEIVING				TD	ATT	RUSHING			TD
			YDS	AVG	LG	YDS			AVG	LG		
Sept. 9	@NO	3	41	13.7	16	1	0	0	-	-	0	
Sept. 16	PHI	5	56	11.2	17	1	0	0	-	-	0	
Sept. 24	PIT	5	74	14.8	20	1	0	0	-	-	0	
Sept. 30	@CHI	2	22	11.0	11	0	0	0	-	-	0	
Oct. 14	@ATL	6	56	9.3	14	1	0	0	-	-	0	
Oct. 21	CLE	5	59	11.8	23	0	0	0	-	-	0	
Oct. 28	@CIN	2	32	16.0	20	0	0	0	-	-	0	
Nov. 4	@CAR	2	40	20.0	25	0	0	0	-	-	0	
Nov. 11	WAS	7	103	14.7	20	0	0	0	-	-	0	
Nov. 18	@NYG	3	50	16.7	19	0	0	0	-	-	0	
Nov. 25	SF	4	42	10.5	15	0	0	0	-	-	0	
Dec. 2	CAR	5	101	20.2	48	1	0	0	-	-	0	
Dec. 9	NO	1	13	13.0	13	0	0	0	-	-	0	
Dec. 16	@BAL	0	0	-	-	0	0	0	-	-	0	
Dec. 23	@DAL	3	39	13.0	20	0	0	0	-	-	0	
Dec. 30	ATL	6	114	19.0	30t	2	0	0	-	-	0	
TOTALS		59	842	14.3	48	7	0	0	-	-	0	

2017

DATE	OPP	NO	RECEIVING				RUSHING					
			YDS	AVG	LG	TD	ATT	YDS	AVG	LG	TD	
Sept. 17	CHI	0	0	-	-	0	0	0	-	-	0	
Sept. 24	@MIN	3	44	14.7	18	0	0	0	-	-	0	
Oct. 1	NYG	0	0	-	-	0	0	0	-	-	0	
Oct. 5	NE	1	8	8.0	8	0	0	0	-	-	0	
Oct. 15	@ARI	1	9	9.0	9	0	0	0	-	-	0	
Oct. 22	@BUF	1	5	5.0	5	0	0	0	-	-	0	
Oct. 29	CAR	1	8	8.0	8	0	0	0	-	-	0	
Nov. 5	@NO	1	9	9.0	9	0	0	0	-	-	0	
Nov. 12	NYJ	5	68	13.6	20	0	0	0	-	-	0	
Nov. 19	@MIA	2	38	19.0	24	0	0	0	-	-	0	
Nov. 26	@ATL	1	17	17.0	17	0	0	0	-	-	0	
Dec. 3	@GB	2	24	12.0	17	0	0	0	-	-	0	
Dec. 10	DET	5	68	13.6	19	0	0	0	-	-	0	
Dec. 18	ATL	1	18	18.0	18	0	0	0	-	-	0	
Dec. 24	@CAR	3	98	32.7	70	0	0	0	-	-	0	
Dec. 31	NO	7	111	15.9	39t	1	0	0	-	-	0	
TOTALS		34	525	15.4	70	1	0	0	-	-	0	

#4

RYAN GRIFFIN

QUARTERBACK

HT: 6-5 WT: 210

DOB: 11/17/89

NFL: 7TH YEAR

ACQ: W (NO), 2015

COLLEGE: TULANE



ACQUIRED BY BUCS:

- X Claimed by Tampa Bay off waivers from the New Orleans Saints on September 6, 2015.

ORIGINALLY ENTERED NFL:

- X Originally entered the league as a college free agent with the New Orleans Saints on April 28, 2013.

TRANSACTIONS

- X Signed by New Orleans on April 28, 2013. Waived on August 31, 2013.
- X Signed to New Orleans' practice squad on September 1, 2013. Promoted to active roster on October 22, 2013. Waived on September 3, 2014.
- X Re-signed to New Orleans' practice squad on September 4, 2014. Promoted to active roster on December 27, 2014. Waived on September 5, 2015.

2019 HIGHLIGHTS:

- X Active, but did not play, Weeks 1-6, 7-13, 16-17.
- X Made NFL debut in the second half against Indianapolis (12/8), playing one series in relief of an injured Jameis Winston. Griffin completed two-of-four passes for 18 yards.
- X Played four snaps at Detroit (12/15), kneeling to run out the clock in a Buccaneers victory.

COLLEGE:

- X A four-year starter at Tulane (2009-12), completed 836-of-1,396 (59.9 pct.) for 9,026 yards with 56 touchdowns and 35 interceptions. Also caught one pass for 15 yards and scored one rushing touchdown.
- X Set school records in pass attempts, completions and completion percentage, while ranking second in passing yards and 300-yard passing

game (10) and fourth in touchdown passes.

- X Named honorable mention All-Conference USA as a senior (2012), going 245-of-394 (62.2 pct.), for 2,771 yards with 20 touchdowns and 11 interceptions.
- X Established a school record 466 passing yards against UAB (10/27/12) with a career-best five touchdown passes, while being named C-USA and Louisiana Player of the Week as well as College Sports Madness C-USA Offensive Player of the Week.
- X Surpassed his own record against Rice (11/3/12), throwing for 476 yards and four touchdowns.
- X Started 13 games as a junior (2011), completing 227-of-408 passes (55.6 pct.) for 2,502 yards with 13 touchdowns and 10 interceptions.
- X As a sophomore (2010), started all 11 games he played, completing 223-of-372 passes (59.9 pct.) for 2,371 yards, with 14 touchdowns and eight interceptions.
- X Played in nine games as a redshirt freshman (2009), starting the final six games of the year, establishing school freshman records in pass completions (141), attempts (222), completion percentage (63.5), passing yards (1,382) and touchdown passes (nine).
- X Redshirted as a true freshman (2008).
- X Graduated with a degree in business management.

PERSONAL/COMMUNITY:

- X Attended Chaminade College Prep (Westlake Village, California).
- X Earned Mission League MVP and first-team All-League honors as a senior.
- X Griffin participated in the 7th Annual Cut for a Cure with the National Pediatric Cancer Foundation and helped raise \$100,000.
- X In November 2017, visited MacDill Air Force Base to kick off the team's Salute to Service Week participating in a meet and greet, teleconference with service members and tours of their facilities.
- X In December 2016, along with the Buccaneers quarterbacks, surprised the NFL Y.E.T. Center Flag Football Team with brand new equipment and led the team in football drills.
- X In October 2016, joined teammates and the entire Buccaneers business operations staff for the team's "Hometown Huddle", helping to refurbish the Sulphur Springs K-8 School and Community Center and interact with students.
- X In November 2016, visited Buccaneers Academies Cleveland Elementary and Kenly Elementary School to present NFL Flag kits and run students through football drills.
- X Has two brothers, Charlie and Mac, and one sister, Molly.
- X Son of David and Kelly Griffin.
- X Born Ryan Walsh Griffin on November 17, 1989 in Santa Monica, California.

#87 ROB GRONKOWSKI

TIGHT END
HT: 6-6 **WT:** 265
DOB: 5/14/89
NFL: 10TH YEAR
ACQ: T (NE), 2020
COLLEGE: ARIZONA



ACQUIRED BY BUCS:

- X Joined Tampa Bay on April 21, 2020 in a trade with the New England Patriots.

ORIGINALLY ENTERED NFL:

- X Originally entered the NFL as a second-round pick (42nd overall) of the New England in the 2010 NFL Draft.

AWARDS & ACCOLADES:

- X 5x Pro Bowl Selection (2011, 2012, 2014, 2015, 2017)
- X 4x Associated Press First-Team All-Pro Selection (2011, 2014, 2015, 2017)
- X 4x PFWA All-NFL Team Selection (2012, 2014, 2015, 2017)
- X 3x Sporting News All-Pro Selection (2011, 2014, 2015)
- X 2x AFC Offensive Player of the Week (Week 14, 2011; Week 15, 2017)
- X 2x Pepsi Rookie Player of the Week (Weeks 14 & 17, 2010)
- X 2014 Comeback Player of the Year (Associated Press, PFWA & Sporting News)
- X MMQB All-Pro Selection (2014)
- X Pro Football Weekly All-NFL Selection (2011)
- X Sports Illustrated All-Pro Selection (2011)
- X USA Today All-Joe Team Selection (2010)

CAREER HIGHLIGHTS:

- X Played with the New England Patriots (2010-18).
- X Has played in 115 career regular season games, with 100 starts, catching 521

passes for 7,861 yards (15.1 avg.) and 79 touchdowns.

- X Has started all 16 career postseason contests he has appeared in, catching 81 passes for 1,163 yards (14.4 avg.) and 12 touchdowns, helping the Patriots win three Super Bowls (XLIX, LI, LII) and five AFC Championships (2011, 2014, 2016, 2017, 2018).
- X In 2011, set the NFL single-season records for receiving touchdowns (18) and receiving yards (1,327) by a tight end and became the first tight end in NFL history to lead the conference in scoring, with 108 points.
- X Became the first tight end in NFL history with three consecutive seasons of 10 or more touchdown receptions (2010-12).
- X Has five seasons with 10 or more receiving touchdowns, the most by a tight end in NFL history.
- X His 79 career receiving touchdowns are the third-most by a tight end in NFL history while his 7,861 career receiving yards are the ninth-most by a tight end in NFL history.
- X Has led all NFL tight ends in receiving yards in four seasons, trailing only Tony Gonzalez (seven) and Shannon Sharpe (five) for the most seasons leading the league in receiving yards by a tight end.
- X The only tight end in NFL history to post three seasons with at least 1,000 receiving yards and 10 or more receiving touchdowns.
- X Has four career 1,000-yard receiving seasons, tied with Tony Gonzalez, Travis Kelce and Jason Witten for the most such seasons in NFL history.

- X Set New England records for both overall touchdowns (80) and receiving touchdowns (79).
- X His 79 receiving touchdowns are the most in the NFL since 2010.
- X His 28 career 100-yard receiving games are the second-most by a tight end in NFL history.
- X Gronkowski and QB Tom Brady have connected on 78 touchdown passes, fifth-most all-time and second-most between a quarterback and a tight end in NFL history, trailing only Philip Rivers and Antonio Gates (89).
- X Scored his 50th career touchdown in his 59th career game, joining Lance Alworth, Randy Moss, Jerry Rice and Andre Rison as the only players to score at least 50 touchdowns in their first five seasons.
- X Recorded 10 touchdown receptions as a rookie, the second-most by a tight end in NFL history, trailing only Mike Ditka (12).
- X Gronkowski's 12 career postseason touchdown receptions are the most by a tight end in NFL history and tied with John Stallworth for the second-most in league history - trailing only Jerry Rice (22).
- X Gronkowski's 81 postseason receptions and 1,163 postseason receiving yards

are each the most by a tight end in NFL history.

- X Has caught a career-high three touchdown passes in three separate regular season contests (11/14/10 at Pittsburgh; 10/26/14 against Chicago; 9/10/15 against Pittsburgh) and once in the postseason (1/14/12 against Denver).
- X Posted a career-best 168 receiving yards at Pittsburgh (12/17/17).
- X Registered a career-high 11 receptions against N.Y. Jets (10/25/15).
- X Caught first career postseason touchdown against Denver (1/14/11), finishing the game with 10 receptions for 145 yards and three touchdowns - all career postseason bests.
- X Started in postseason debut against N.Y. Jets (1/16/11), catching four passes for 65 yards.
- X Started in NFL debut, vs. Cincinnati (9/12/10), catching a one-yard touchdown pass.

COLLEGE:

- X In two seasons at Arizona, Gronkowski registered more receptions, receiving yards and touchdown catches than any other tight end in school history.
- X His 75 receptions and 1,197 yards surpassed previous career records held by Mark Keel.
- X Honors and Awards (2009): Named to the Watch Lists for the Maxwell Award (nation's most outstanding player), John Mackey Award (nation's most outstanding tight end), and the Rotary Lombardi Award.
- X Missed the entire 2009 season after undergoing back surgery.
- X Honors and Awards (2008): First-team All-Pac-10 Conference choice by the league's coaches and media, adding third-team All-American honors from the Associated Press, Named to the Watch List for the John Mackey Award, given annually to the nation's most outstanding tight end. Selected John Mackey Tight End of the Week twice (vs. Washington, at Oregon).
- X Set new season records for Arizona tight ends in receptions, receiving yards and touchdowns as a sophomore.

NFL MOST TOUCHDOWN RECEPTIONS (TIGHT END - SINGLE SEASON)

Name (Team-Season)	TD
1. Rob Gronkwoski (NE-2011)	17
2. Jimmy Graham (NO-2013)	16
3. Vernon Davis (SF-2013)	13
3. Vernon Davis (SF-2009)	13
3. Eric Ebron (IND-2018)	13
3. Tyler Eifert (CIN-2015)	13
3. Antonio Gates (SD-2004)	13

NFL MOST RECEIVING YARDS (TIGHT END - SINGLE SEASON)

Name (Team-Season)	Yards
1. George Kittle (SF-2018)	1,377
2. Travis Kelce (KC-2018)	1,336
3. Rob Gronkowski (NE-2011)	1,327
4. Jimmy Graham (NO-2011)	1,310
5. Kellen Winslow (SD-1980)	1,290



- X Honors and Awards (2007): Freshman All-American selection by Sporting News and Rivals.com in 2007, TSN freshman All-Pac-10 Conference and honorable mention All-Pac-10 from the league's coaches.

PERSONAL:

- X Born May 14, 1989, to Diane and Gordon Gronkowski.
- X Has four brothers, Gordie, Dan, Chris and Glenn.
- X His father Gordon owns a string of national fitness retail outlets and

lettered as an offensive guard at Syracuse (1977-81).

- X Athleticism runs in the family, as brother Gordie was selected in the 49th round of the 2006 Major League Baseball draft by the Los Angeles Angels.
- X Dan played briefly for the Patriots in 2011 and several other teams after four-year career at Maryland (2005-08).
- X Chris, was a teammate of Dan's at Maryland before transferring to Arizona, where he was Rob's teammate, playing H-Back for the Wildcats (2008-09).
- X Glenn joined the Buffalo Bills as a rookie free agent in 2016 and played in one game. He also spent time on the New England practice squad and went to training camp with the team in 2017.
- X His great-grandfather, Ignatius Gronkowski, was a member of the 1924 U.S. Olympic cycling team in Paris.
- X Attended Williamsville North High School (N.Y.) for three years before moving to Pittsburgh, and enrolling at Woodland Hills High School, where he played tight end and defensive end.
- X Earned University of Arizona Student-Athlete of the Month honors for April, 2008 as a pre-business major.
- X The Gronk Nation Youth Foundation helped replace the athletic shed that was lost in a recent fire at Blake High School.



2010-19 NFL RECEIVING TD LEADERS

Name (Current Team)	TD
1. Rob Gronkowski (TB)	79
2. Antonio Brown (Free Agent)	75
3. Jimmy Graham (CHI)	74
4. Dez Bryant (Free Agent)	73
5. Jordy Nelson (Retired)	68

MOST TD CONNECTIONS (REGULAR SEASON-NFL HISTORY)

QB-Player	TD
1. P. Manning-WR M. Harrison	112
2. P. Rivers-TE A. Gates	89
3. S. Young-WR J. Rice	85
4. D. Marino-WR M. Clayton	79
5. T. Brady-TE R. Gronkowski	78

NFL MOST POSTSEASON RECEIVING TD

Name	TD
1. Jerry Rice*	22
2. Rob Gronkowski	12
2. John Stallworth*	12
4. Fred Biletnikoff*	10
4. Larry Fitzgerald	10
4. Antonio Freeman	10
4. Randy Moss*	10
4. Hines Ward	10

*Elected to Pro Football Hall of Fame

GRONKOWSKI CAREER STATISTICS

YEAR	TEAM	RECEIVING						RUSHING					
		GP	GS	NO	YDS	AVG	LG	TD	ATT	YDS	AVG	LG	TD
2010	New England	16	11	42	546	13.0	28	10	0	0	-	-	0
2011	New England	16	16	90	1,327	14.7	52t	17	1	2	2	2	1
2012	New England	11	11	55	790	14.4	41	11	0	0	-	-	0
2013	New England	7	6	39	592	15.2	50	4	0	0	-	-	0
2014	New England	15	10	82	1,124	13.7	46t	12	0	0	-	-	0
2015	New England	15	15	72	1,176	16.3	76t	11	0	0	-	-	0
2016	New England	8	6	25	540	21.6	53t	3	0	0	-	-	0
2017	New England	14	14	69	1,084	15.7	53t	8	0	0	-	-	0
2018	New England	13	11	47	682	14.5	42	3	0	0	-	-	0
NFL Totals		115	100	521	7,861	15.1	76t	79	1	2	2.0	2t	1

POSTSEASON YEAR	TEAM	RECEIVING						RUSHING					
		GP	GS	NO	YDS	AVG	LG	TD	ATT	YDS	AVG	LG	TD
2010	New England	1	1	4	65	16.3	37	0	0	0	-	-	0
2011	New England	3	3	17	258	15.2	28	3	0	0	-	-	0
2012	New England	1	1	0	0	-	-	0	0	0	-	-	0
2014	New England	3	3	16	204	12.8	46	3	0	0	-	-	0
2015	New England	2	2	15	227	15.1	40	3	0	0	-	-	0
2017	New England	3	3	16	218	13.6	27	3	0	0	-	-	0
2018	New England	3	3	13	191	14.7	29	0	0	0	-	-	0
NFL Totals		16	16	81	1,163	14.4	46	12	0	0	-	-	0

SINGLE-GAME HIGHS

Receptions: 11, vs. N.Y. Jets, 10/25/15 (w/New England)
Receiving Yards: 168, vs. Pittsburgh, 12/17/17 (w/New England)
Receiving TDs: 3, four times, last vs. Pittsburgh, 9/10/15 (w/New England)
Postseason Receptions: 10, vs. Denver, 1/14/12 (w/New England)
Postseason Receiving Yards: 145, vs. Denver, 1/14/12 (w/New England)
Postseason Receiving TDs: 3, Denver, 1/14/12 (w/New England)

ADDITIONAL STATS

Kick Returns: 3 for 16 yards - 1 for 11 yards (at Miami, 9/12/11); 1 for 0 yards vs. Denver, 10/7/12; 1 for 5 yards at Indianapolis, 10/18/15)
Pass Defensed: 1 vs. Houston (9/24/17)
Misc. Tackles: 6 - 1 in 2018; 1 in 2015; 1 in 2013; 1 in 2012; 2 in 2011
Fumbles-Lost: 4-3 - 1-1 in 2018; 1-0 in 2017; 1-1 in 2012; 1-1 in 2010

GRONKOWSKI'S GAME-BY-GAME STATISTICS

FRONT OFFICE

VETERANS

2019 REVIEW

HISTORY

RECORDS

SIDELINES

2018 (W/NEW ENGLAND)

DATE	OPP	NO	RECEIVING				RUSHING				
			YDS	AVG	LG	TD	ATT	YDS	AVG	LG	TD
Sept. 9	HOU	7	123	17.6	30	1	0	0	0	0	0
Sept. 16	@JAC	2	15	7.5	9	0	0	0	0	0	0
Sept. 23	@DET	4	51	12.8	19	0	0	0	0	0	0
Sept. 30	MIA	4	44	11.0	14	0	0	0	0	0	0
Oct. 4	IND	6	75	12.5	19	0	0	0	0	0	0
Oct. 14	KC	3	97	32.3	42	0	0	0	0	0	0
Oct. 21	@CHI					Inactive					
Oct. 29	@BUF	3	43	14.3	22	0	0	0	0	0	0
Nov. 4	GB					Inactive					
Nov. 11	TEN					Inactive					
Nov. 25	@NYJ	3	56	18.7	34	1	0	0	0	0	0
Dec. 2	MIN	3	26	8.7	15	0	0	0	0	0	0
Dec. 9	@MIA	8	107	13.4	17	1	0	0	0	0	0
Dec. 16	@PIT	2	21	10.5	13	0	0	0	0	0	0
Dec. 23	BUF	0	0	-	-	0	0	0	0	0	0
Dec. 30	NYJ	2	24	12	14	0	0	0	0	0	0
TOTALS		47	682	14.5	42	3	0	0	-	-	0

PLAYOFFS

DATE	OPP	NO	YDS	AVG	LG	TD	ATT	YDS	AVG	LG	TD
Jan. 13	LAC	1	25	25.0	25	0	0	0	0	0	0
Jan. 20	@KC	6	79	13.2	25	0	0	0	0	0	0
Feb. 3	LAR	6	87	14.5	29	0	0	0	0	0	0
TOTALS		13	191	14.7	29	0	0	0	0	0	0

2017 (W/NEW ENGLAND)

DATE	OPP	NO	RECEIVING				RUSHING				
			YDS	AVG	LG	TD	ATT	YDS	AVG	LG	TD
Sept. 7	KC	2	33	16.5	17	0	0	0	0	0	0
Sept. 17	@NO	6	116	19.3	53	1	0	0	0	0	0
Sept. 24	HOU	8	89	11.1	22	1	0	0	0	0	0
Oct. 1	CAR	4	80	20.0	43	0	0	0	0	0	0
Oct. 5	@TB					Inactive					
Oct. 15	@NYJ	6	83	13.8	33	2	0	0	0	0	0
Oct. 22	ATL	3	51	17.0	27	0	0	0	0	0	0
Oct. 29	LAC	5	57	11.4	26	1	0	0	0	0	0
Nov. 12	@DEN					Inactive					
Nov. 19	@OAK	4	74	18.5	26	0	0	0	0	0	0
Nov. 26	MIA	3	37	12.3	14	0	0	0	0	0	0
Dec. 3	@BUF	5	82	16.4	21	2	0	0	0	0	0
Dec. 11	@MIA	9	147	16.3	30	0	0	0	0	0	0
Dec. 17	@PIT					Inactive					
Dec. 24	BUF	9	168	18.7	31	0	0	0	0	0	0
Dec. 31	NYJ	5	67	13.4	18	1	0	0	0	0	0
TOTALS		69	1,084	15.7	43	8	0	0	-	-	0

PLAYOFFS

DATE	OPP	NO	YDS	AVG	LG	TD	ATT	YDS	AVG	LG	TD
Jan. 13	TEN	6	81	13.5	27	1	0	0	0	0	0
Jan. 21	JAC	1	21	21	21	0	0	0	0	0	0
Feb. 4	PHI	9	116	12.9	25	2	0	0	0	0	0
TOTALS		16	218	13.6	27	3	0	0	0	0	0

2016 (W/NEW ENGLAND)**RECEIVING****RUSHING**

DATE	OPP	NO	YDS	AVG	LG	TD	ATT	YDS	AVG	LG	TD
Sept. 11	@ARI					Inactive					
Sept. 18	MIA					Inactive					
Sept. 22	HOU					Inactive					
Oct. 2	BUF	1	11	11	11	0	0	0	0	0	0
Oct. 9	@CLE	5	109	21.8	37	0	0	0	0	0	0
Oct. 16	CIN	7	162	23.1	38	1	0	0	0	0	0
Oct. 23	@PIT	4	93	23.3	37	1	0	0	0	0	0
Oct. 30	@BUF	5	109	21.8	53	1	0	0	0	0	0
Nov. 13	SEA	3	56	18.7	26	0	0	0	0	0	0
Nov. 20	@SF					Inactive					
Nov. 27	@NYJ	0	0	0	0	0	0	0	0	0	0
Dec. 4	LAR					Injured Reserve					
Dec. 12	BAL					Injured Reserve					
Dec. 18	@DEN					Injured Reserve					
Dec. 24	NYJ					Injured Reserve					
Jan. 1	@MIA					Injured Reserve					
TOTALS		25	540	21.6	53	3	0	0	-	-	0
PLAYOFFS											
DATE	OPP	NO	YDS	AVG	LG	TD	ATT	YDS	AVG	LG	TD
Jan. 14	HOU					Injured Reserve					
Jan. 22	PIT					Injured Reserve					
Feb. 5	ATL					Injured Reserve					
TOTALS		0	0	0.0	0	0	0	0	0	0	0

2015 (W/NEW ENGLAND)**RECEIVING****RUSHING**

DATE	OPP	NO	YDS	AVG	LG	TD	ATT	YDS	AVG	LG	TD
Sept. 10	PIT	5	94	18.8	52	3	0	0	0	0	0
Sept. 20	@BUF	7	113	16.1	36	1	0	0	0	0	0
Sept. 27	JAC	4	101	25.3	43	0	0	0	0	0	0
Oct. 11	@DAL	4	67	16.8	33	0	0	0	0	0	0
Oct. 18	@IND	3	50	16.7	25	1	0	0	0	0	0
Oct. 25	NYJ	11	108	9.8	26	1	0	0	0	0	0
Oct. 29	MIA	6	113	18.8	47	1	0	0	0	0	0
Nov. 8	WAS	4	47	11.8	15	0	0	0	0	0	0
Nov. 15	@NYG	5	113	22.6	76	1	0	0	0	0	0
Nov. 23	BUF	2	37	18.5	27	0	0	0	0	0	0
Nov. 29	@DEN	6	88	14.7	23	1	0	0	0	0	0
Dec. 6	PHI					Inactive					
Dec. 13	@HOU	4	87	21.8	45	1	0	0	0	0	0
Dec. 20	TEN	5	54	10.8	15	1	0	0	0	0	0
Dec. 27	@NYJ	4	86	21.5	30	0	0	0	0	0	0
Jan. 3	@MIA	2	18	9.0	12	0	0	0	0	0	0
TOTALS		72	1,176	16.3	76	11	0	0	-	-	0
PLAYOFFS											
DATE	OPP	NO	YDS	AVG	LG	TD	ATT	YDS	AVG	LG	TD
Jan. 16	KC	7	83	11.9	32	2	0	0	0	0	0
Jan. 24	@DEN	8	144	18.0	40	1	0	0	0	0	0
TOTALS		15	227	15.1	40	3	0	0	0	0	0

2014 (W/NEW ENGLAND)			RECEIVING					RUSHING				
DATE	OPP	NO	YDS	AVG	LG	TD	ATT	YDS	AVG	LG	TD	
Sept. 7	@MIA	4	40	10.0	18	1	0	0	0	0	0	
Sept. 14	@MIN	4	32	8.0	11	0	0	0	0	0	0	
Sept. 21	OAK	3	44	14.7	22	1	0	0	0	0	0	
Sept. 29	@KC	2	31	15.5	18	1	0	0	0	0	0	
Oct. 5	CIN	6	100	16.7	27	1	0	0	0	0	0	
Oct. 12	@BUF	7	94	13.4	33	0	0	0	0	0	0	
Oct. 16	NYJ	5	68	13.6	24	0	0	0	0	0	0	
Oct. 26	CHI	9	149	16.6	46	3	0	0	0	0	0	
Nov. 2	DEN	9	105	11.7	20	1	0	0	0	0	0	
Nov. 16	@IND	4	71	17.8	26	1	0	0	0	0	0	
Nov. 23	DET	5	78	15.6	24	0	0	0	0	0	0	
Nov. 30	@GB	7	98	14.0	29	0	0	0	0	0	0	
Dec. 7	@SD	8	87	10.9	35	1	0	0	0	0	0	
Dec. 14	MIA	3	96	32	35	1	0	0	0	0	0	
Dec. 21	@NYJ	6	31	5.2	10	1	0	0	0	0	0	
Dec. 28	BUF					Inactive						
TOTALS		82	1,124	13.7	46	12	0	0	-	-	0	
PLAYOFFS												
DATE	OPP	NO	YDS	AVG	LG	TD	ATT	YDS	AVG	LG	TD	
Jan. 10	BAL	7	108	15.4	46	1	0	0	0	0	0	
Jan. 18	IND	3	28	9.3	16	1	0	0	0	0	0	
Feb. 1	SEA	6	68	11.3	22	1	0	0	0	0	0	
TOTALS		16	204	12.8	46	3	0	0	0	0	0	

2013 (W/NEW ENGLAND)			RECEIVING					RUSHING				
DATE	OPP	NO	YDS	AVG	LG	TD	ATT	YDS	AVG	LG	TD	
Sept. 8	@BUF					Inactive						
Sept. 12	NYJ					Inactive						
Sept. 22	TB					Inactive						
Sept. 29	@ATL					Inactive						
Oct. 6	@CIN					Inactive						
Oct. 13	NO					Inactive						
Oct. 20	NYJ	8	114	14.3	30	0	0	0	0	0	0	
Oct. 27	MIA	2	27	13.5	23	0	0	0	0	0	0	
Nov. 3	PIT	9	143	15.9	34	1	0	0	0	0	0	
Nov. 18	@CAR	5	59	11.8	23	1	0	0	0	0	0	
Nov. 24	DEN	7	90	12.9	33	1	0	0	0	0	0	
Dec. 1	@HOU	6	127	21.2	50	1	0	0	0	0	0	
Dec. 8	CLE	2	32	16.0	21	0	0	0	0	0	0	
Dec. 15	@MIA					Injured Reserve						
Dec. 22	@BAL					Injured Reserve						
Dec. 29	BUF					Injured Reserve						
TOTALS		39	592	15.2	50	4	0	0	-	-	0	
PLAYOFFS												
DATE	OPP	NO	YDS	AVG	LG	TD	ATT	YDS	AVG	LG	TD	
Jan. 11	IND					Injured Reserve						
Jan. 19	@DEN					Injured Reserve						
TOTALS		0	0	0.0	0	0	0	0	-	-	0	

2012 (W/NEW ENGLAND)**RECEIVING****RUSHING**

DATE	OPP	NO	YDS	AVG	LG	TD	ATT	YDS	AVG	LG	TD
Sept. 9	@TEN	6	60	10.0	28	1	0	0	0	0	0
Sept. 16	ARI	6	75	12.5	22	1	0	0	0	0	0
Sept. 23	@BAL	2	21	10.5	12	0	0	0	0	0	0
Sept. 30	@BUF	5	104	20.8	41	1	0	0	0	0	0
Oct. 7	DEN	4	35	8.8	13	0	0	0	0	0	0
Oct. 14	@SEA	6	61	10.2	20	0	0	0	0	0	0
Oct. 21	NYJ	6	78	13.0	19	2	0	0	0	0	0
Oct. 28	@STL	8	146	18.3	32	2	0	0	0	0	0
Nov. 11	BUF	3	31	10.3	24	1	0	0	0	0	0
Nov. 18	IND	7	137	19.6	36	2	0	0	0	0	0
Nov. 22	@NYJ					Inactive					
Dec. 2	@MIA					Inactive					
Dec. 10	HOU					Inactive					
Dec. 16	SF					Inactive					
Dec. 23	@JAC					Inactive					
Dec. 30	MIA	2	42	21	23	1	0	0	0	0	0
TOTALS		55	790	14.4	41	11	0	0	-	-	0
PLAYOFFS											
DATE	OPP	NO	YDS	AVG	LG	TD	ATT	YDS	AVG	LG	TD
Jan. 13	HOU					Inactive					
Jan. 20	BAL					Inactive					
TOTALS		0	0	0.0	0	0	0	0	-	-	0

2011 (W/NEW ENGLAND)**RECEIVING****RUSHING**

DATE	OPP	NO	YDS	AVG	LG	TD	ATT	YDS	AVG	LG	TD
Sept. 12	@MIA	6	86	14.3	23	1	0	0	0	0	0
Sept. 18	SD	4	86	21.5	30	2	0	0	0	0	0
Sept. 25	@BUF	7	109	15.6	29	2	0	0	0	0	0
Oct. 2	@OAK	1	15	15.0	15	0	0	0	0	0	0
Oct. 9	NYJ	4	31	7.8	17	0	0	0	0	0	0
Oct. 16	DAL	7	74	10.6	20	0	0	0	0	0	0
Oct. 30	@PIT	7	94	13.4	23	0	0	0	0	0	0
Nov. 6	NYG	8	101	12.6	27	1	0	0	0	0	0
Nov. 13	@NYJ	8	113	14.1	23	2	0	0	0	0	0
Nov. 21	KC	4	96	24.0	52	2	0	0	0	0	0
Nov. 27	@PHI	4	59	14.8	24	1	0	0	0	0	0
Dec. 4	IND	5	64	12.8	21	2	1	2	2	2	1
Dec. 11	@WAS	6	160	26.7	50	2	0	0	0	0	0
Dec. 18	@DEN	4	53	13.3	38	0	0	0	0	0	0
Dec. 24	MIA	7	78	11.1	22	0	0	0	0	0	0
Jan. 1	BUF	8	108	13.5	22	2	0	0	0	0	0
TOTALS		90	1,327	14.7	52	17	1	2	-	-	1
PLAYOFFS											
DATE	OPP	NO	YDS	AVG	LG	TD	ATT	YDS	AVG	LG	TD
Jan. 14	DEN	10	145	14.5	28	3	0	0	0	0	0
Jan. 22	BAL	5	87	17.4	23	0	0	0	0	0	0
Feb. 5	NYG	2	26	13.0	20	0	0	0	0	0	0
TOTALS		17	258	15.2	28	3	0	0	-	-	0

2010 (W/NEW ENGLAND)			RECEIVING				RUSHING				
DATE	OPP	NO	YDS	AVG	LG	TD	ATT	YDS	AVG	LG	TD
Sept. 12	CIN	1	1	1.0	1	1	0	0	0	0	0
Sept. 19	@NYJ	1	14	14.0	14	0	0	0	0	0	0
Sept. 26	BUF	3	43	14.3	21	1	0	0	0	0	0
Oct. 4	@MIA	1	4	4.0	4	0	0	0	0	0	0
Oct. 17	BAL	1	24	24.0	24	0	0	0	0	0	0
Oct. 124	@SD	2	10	5.0	9	1	0	0	0	0	0
Oct. 31	MIN	1	5	5.0	5	0	0	0	0	0	0
Nov. 7	@CLE	4	47	11.8	22	0	0	0	0	0	0
Nov. 14	@PIT	5	72	14.4	25	3	0	0	0	0	0
Nov. 21	IND	1	25	25.0	25	0	0	0	0	0	0
Nov. 25	@DET	5	65	13.0	26	0	0	0	0	0	0
Dec. 6	NYJ	1	12	12.0	12	0	0	0	0	0	0
Dec. 12	@CHI	5	43	8.6	15	1	0	0	0	0	0
Dec. 19	GB	1	25	25.0	25	0	0	0	0	0	0
Dec. 26	@BUF	4	54	13.5	23	2	0	0	0	0	0
Jan. 2	MIA	6	102	17.0	28	1	0	0	0	0	0
TOTALS		42	546	13.0	28	10	0	0	0	0	0
PLAYOFFS											
DATE	OPP	NO	YDS	AVG	LG	TD	ATT	YDS	AVG	LG	TD
Jan. 16	NYJ	4	65	16.3	37	0	0	0	0	0	0
TOTALS		4	65	16.3	37	0	0	0	-	-	0

#73

JOE HAEG

TACKLE

HT: 6-6 WT: 298

DOB: 3/11/92

NFL: 5TH YEAR

ACQ: UFA (IND), 2020

COLLEGE: NORTH DAKOTA STATE

**ACQUIRED BY BUCS:**

X Signed by Tampa Bay on March 21, 2020 as an unrestricted free agent from the Indianapolis Colts.

ORIGINALLY ENTERED NFL:

X Originally entered the NFL as a fifth-round pick (155th overall) of the Indianapolis Colts in the 2016 NFL Draft.

CAREER HIGHLIGHTS:

X Played with the Indianapolis Colts (2016-19).

X Has played in 55 career regular season games, with 35 starts. Has also played in two career postseason contests.

X Played in eight regular season games, with six starts, in 2018, along with appearing in both postseason contests.

X In 2017, started 15-of-16 games.

X As a rookie in 2016, started 14-of-15 games at three difference positions, blocking for a Colts offense that tied for fifth in the NFL in passing yards per game, seventh in points scored and 10th in yards per game.

X Started first career game against San Diego Chargers (9/25/16).

X Made NFL debut at Denver Broncos (9/18/16).

2019 HIGHLIGHTS:

X Appeared in all 16 games with the Indianapolis Colts.

COLLEGE/PERSONAL:

- X A four-year letterman at North Dakota State, starting 60 games.
- X Part of a program that won the NCAA Division I FCS National Championship all five years he was a member of the program.
- X Earned first-team FCS All-American honors in both 2014 and 2015, while also

being named to the 2015 Walter Camp FCS All-America Team, a 2015 STATS first-team All-American and earning an invite to the 2016 Senior Bowl.

- X Redshirted in 2011.
- X Attended Brainerd High School (Brainerd, Minnesota), where he was a three-time letterwinner and earned all-state, all-section and all-conference honors as a senior.

HAEG'S CAREER STATISTICS

Games/Starts: IND: 2016: 15/14; 2017: 16/15; 2018: 8/6 (P: 2/0); 2019: 16/0

Career Totals: 55/35 (P: 2/0)

Miscellaneous Tackles: 1 - 1 in 2017

#80

O.J. HOWARD

TIGHT END

HT: 6-6 **WT:** 251

DOB: 11/19/94

NFL: 4TH YEAR

ACQ: D1, 2017

COLLEGE: ALABAMA



ACQUIRED BY BUCS:

- X Selected in the first round (19th overall) of the 2017 NFL Draft by the Buccaneers.

CAREER HIGHLIGHTS:

- X Has started 36-of-38 career games, catching 94 passes for 1,456 yards (15.5 avg.) and 12 touchdowns.
- X Recorded a career-long 75-yard touchdown catch against Philadelphia (9/16/18), the fourth-longest catch by a tight end in team history.
- X Caught six touchdowns as a rookie, tied for the second-most among rookies and the fourth-most ever by a Buccaneers rookie.
- X Had career highs in receptions (six), receiving yards (98) and receiving touchdowns (two) at Buffalo (10/22/17).

- X Recorded a 58-yard touchdown catch against N.Y. Giants (10/1/17), the longest touchdown reception by a rookie since 2012 (Doug Martin, 64 yards at Minnesota, 10/25/12) and then the then fourth-longest touchdown reception by a tight end in team history.
- X Made first career start NFL debut against Chicago (9/17/17).

2019 HIGHLIGHTS:

- X Tied for the team lead in receptions (four) for 32 yards against San Francisco (9/8).
- X Against N.Y. Giants (9/22) caught three passes for 66 yards.
- X Caught three passes for 33 yards at L.A. Rams (9/29).
- X Had a 10-yard reception at New Orleans (10/6).

- X Against Carolina at Tottenham Hotspur Stadium in London (10/13), caught two passes for 35 yards, including a 30-yard reception that set up a touchdown.
- X Inactive at Tennessee (10/27) and at Seattle (11/3) with a hamstring injury.
- X Returned to action against Arizona (11/10), catching four passes for 47 yards and one touchdown.
- X At Atlanta (11/24), caught a 10-yard pass.
- X Had five receptions for 61 yards at Jacksonville (12/1).
- X Posted a season-high 73 receiving yards on four receptions (18.3 avg.) against Indianapolis (12/8).
- X At Detroit (12/15), caught four passes for 46 yards.
- X Caught three passes for 46 yards (15.3 avg.) against Houston (12/21).

COLLEGE:

- X Played in 57 games, with 37 starts, including 28 of the final 30 of his collegiate career.
- X Finished his career with 114 receptions for 1,726 yards and seven touchdowns.
- X In two College Football Playoff National Championship Games against Clemson, totaled nine receptions for 314 yards and three touchdowns.
- X A first-team All-American selection by Pro Football Focus and a third-team selection by the Associated Press, as a senior (2016), Howard started 13-of-15 games, recording 45 catches for 595 yards and three touchdowns.
- X Earned second-team All-SEC honors from both the league's coaches and the AP
- X Was one of three finalists for the John Mackey Award, given annually to the nation's best tight end.
- X Started all 15 games as a junior (2015), catching 38 passes for 602 yards (15.8 avg.).
- X Named MVP of the National Championship Game against Clemson (1/11/16) after catching five passes for 208 yards and two touchdowns. His 208 receiving yards were the most in a bowl game by any player in Alabama history and the most by any player in a National Championship Game.



- X Played in 14 games, with three starts, as a sophomore (2014), catching 17 passes for 260 yards.
- X As a true freshman (2013), played in 13 games, with six starts, totaling 269 yards and two touchdowns on just 14 catches, averaging a team-leading 19.2 yards per catch.

PERSONAL:

- X Attended Autauga Academy (Prattville, Alabama)
- X Participated in the 2013 Under Armour All-America Game.
- X Top tight end prospect in the country, rated as a five-star prospect and the No. 7 prospect nationally in the Rivals 100.
- X Born O'Terrius Jabari Howard on November 19, 1994.

COMMUNITY:

- X Howard teamed up with teammates to help donate weekly meals from local businesses to Metropolitan Ministries, helping feed those in need during COVID-19.
- X In December 2017, visited Lopez Elementary School in Seffner to present a \$10,000 Fuel Up to Play 60 Hometown Grant, an initiative developed by the NFL to provide grants to support physical

activity and nutrition programs in school districts.

- X In December 2017, visited patients battling illness at All Children's Hospital in St. Petersburg to raise their spirits during the holidays.
- X In June 2017, toured MacDill Air Force Base to greet military servicemen and servicewomen and learn about the

important role that the base plays in the Tampa community and beyond.

- X Served as a special guest at the annual "Sneaker Soiree" fundraiser for the Tampa Bay Sports Commission in June 2017.
- X In June 2017, went go-karting with first-year members from Tampa Fire Rescue.

HOWARD'S CAREER STATISTICS

YEAR	TEAM	RECEIVING						RUSHING					
		GP	GS	NO	YDS	AVG	LG	TD	ATT	YDS	AVG	LG	TD
2017	Tampa Bay	14	14	26	435	16.7	58t	6	0	0	-	-	0
2018	Tampa Bay	10	8	34	565	16.6	75t	5	0	0	-	-	0
2018	Tampa Bay	14	14	34	459	13.5	33	1	0	0	-	-	0
NFL Totals		38	36	94	1,456	15.5	75t	12	0	0	-	-	0

SINGLE-GAME HIGHS

Receptions: 6, twice, last vs. Pittsburgh, 9/24/18
Receiving Yards: 98, at Buffalo, 10/22/17
Receiving TDs: 2, twice, last at Carolina, 11/4/18
Long Reception: 75t, vs. Philadelphia, 9/16/18

ADDITIONAL STATS

Fumbles-Lost: 4-3 - 1-1 in 2019; 2-1 in 2017
Fumble Recoveries: 1 - 1 in 2017
Misc. Tackles: 8 - 5 in 2019; 2 in 2018; 1 in 2017

HOWARD'S GAME-BY-GAME STATISTICS

2019

DATE	OPP	RECEIVING						RUSHING					
		NO	YDS	AVG	LG	TD	ATT	YDS	AVG	LG	TD		
Sept. 8	SF	4	32	8.0	15	0	0	0	-	-	0		
Sept. 12	@CAR	0	0	-	-	0	0	0	-	-	0		
Sept. 22	NYG	3	66	22.0	30	0	0	0	-	-	0		
Sept. 29	@LAR	3	33	11.0	14	0	0	0	-	-	0		
Oct. 6	@NO	1	10	10.0	10	0	0	0	-	-	0		
Oct. 13	CAR	2	35	17.5	30	0	0	0	-	-	0		
Oct. 27	@TEN												
Nov. 3	@SEA												
Nov. 10	ARI	4	47	11.8	26	1	0	0	-	-	0		
Nov. 17	NO	0	0	-	-	0	0	0	-	-	0		
Nov. 24	@ATL	1	10	10.0	10	0	0	0	-	-	0		
Dec. 1	@JAC	5	61	12.2	25	0	0	0	-	-	0		
Dec. 8	IND	4	73	18.3	33	0	0	0	-	-	0		
Dec. 15	@DET	4	46	11.5	25	0	0	0	-	-	0		
Dec. 21	HOU	3	46	15.3	18	0	0	0	-	-	0		
Dec. 29	ATL	0	0	-	-	0	0	0	-	-	0		
TOTALS		34	459	13.5	33	1	0	0	-	-	0		

2018

DATE	OPP	NO	RECEIVING				RUSHING				
			YDS	AVG	LG	TD	ATT	YDS	AVG	LG	TD
Sept. 9	@NO	2	54	27.0	35	0	0	0	-	-	0
Sept. 16	PHI	3	96	32.0	75t	1	0	0	-	-	0
Sept. 24	PIT	6	72	12.0	21	0	0	0	-	-	0
Sept. 30	@CHI	0	0	-	-	0	0	0	-	-	0
Oct. 14	@ATL	4	62	15.5	21	1	0	0	-	-	0
Oct. 21	CLE	5	67	13.4	24	0	0	0	-	-	0
Oct. 28	@CIN	4	68	17.0	20	1	0	0	-	-	0
Nov. 4	@CAR	4	53	13.3	31	2	0	0	-	-	0
Nov. 11	WAS	1	15	15.0	15	0	0	0	-	-	0
Nov. 18	@NYG	5	78	15.6	24	0	0	0	-	-	0
Nov. 25	SF										
Dec. 2	CAR										
Dec. 9	NO										
Dec. 16	@BAL										
Dec. 23	@DAL										
Dec. 30	ATL										
TOTALS		34	565	16.6	75t	5	0	0	-	-	0

2017

DATE	OPP	NO	RECEIVING				RUSHING				
			YDS	AVG	LG	TD	ATT	YDS	AVG	LG	TD
Sept. 17	CHI	1	17	17.0	17	0	0	0	-	-	0
Sept. 24	@MIN	1	12	12.0	12	0	0	0	-	-	0
Oct. 1	NYG	2	66	33.0	58t	1	0	0	-	-	0
Oct. 5	NE	0	0	-	-	0	0	0	-	-	0
Oct. 15	@ARI	1	15	15.0	15	0	0	0	-	-	0
Oct. 22	@BUF	6	98	16.3	33t	2	0	0	-	-	0
Oct. 29	CAR	2	16	8.0	10	0	0	0	-	-	0
Nov. 5	@NO	1	6	6.0	6	0	0	0	-	-	0
Nov. 12	NYJ	0	0	-	-	0	0	0	-	-	0
Nov. 19	@MIA	3	52	17.3	24	1	0	0	-	-	0
Nov. 26	@ATL	3	52	17.3	29	0	0	0	-	-	0
Dec. 3	@GB	1	17	17.0	17	0	0	0	-	-	0
Dec. 10	DET	4	54	13.5	21	1	0	0	-	-	0
Dec. 18	ATL	1	30	30.0	30t	1	0	0	-	-	0
Dec. 24	@CAR										
Dec. 31	NO										
TOTALS		26	435	16.7	58t	6	0	0	-	-	0

#88

TANNER HUDSON

TIGHT END**HT:** 6-5 **WT:** 239**DOB:** 11/12/94**NFL:** 2ND YEAR**ACQ:** FA, 2018**COLLEGE:** SOUTHERN ARKANSAS

ACQUIRED BY BUCS:

- X Signed by Tampa Bay as a college free agent on April 30, 2018.

2019 HIGHLIGHTS:

- X Inactive Weeks 1-6, 16.
- X Made NFL debut at Tennessee (10/27).
- X Caught first career-pass at Seattle (11/3), a 12-yard reception.
- X Played in a reserve role Weeks 10-14.
- X At Detroit (12/15), caught a 14-yard pass.

COLLEGE:

- X Played in 43 career games, recording 2,231 total yards of offense with 143 receptions and 26 touchdowns.
- X Played in 11 games during his senior year (2017), leading the team in receiving yards with 624. He ranked second on the team and led all Great American Conference tight ends in receptions with 43 and receiving touchdowns with six, earning first-team All-GAC selection and second-team Division II All-

American honors by both the American Football Coaches Association and the Division II Conference Commissioners Association.

- X His junior year was his most productive (2016), recording career-highs in all categories with 763 receiving yards on 48 receptions and nine touchdowns in his 12 games played.
- X Played in 11 his sophomore year (2015), connecting on 44 passes for 697 yards and eight touchdowns.
- X Transferred from Memphis to Southern Arkansas following his freshman season.
- X Recorded eight receptions for 68 yards and two touchdowns in nine games played his freshman year (2014).
- X Played quarterback and punter in high school.
- X Son of Danny and Karen Hudson.
- X Born Tanner Hudson on November 12, 1994 in Paris, Tennessee.

FRONT OFFICE

VETERANS

2019 REVIEW

HISTORY

RECORDS

SIDELINES

#66 RYAN JENSEN

CENTER**HT:** 6-4 **WT:** 319**DOB:** 5/27/91**NFL:** 7TH YEAR**ACQ:** UFA (BAL), 2018**COLLEGE:** COLORADO STATE-PUEBLO**ACQUIRED BY BUCS:**

- X Signed by Tampa Bay on March 16, 2018 as an unrestricted free agent from the Baltimore Ravens.

ORIGINALLY ENTERED NFL:

- X Originally entered the NFL as a sixth-round pick (203rd overall) of the Baltimore Ravens in the 2013 NFL Draft.

CAREER HIGHLIGHTS:

- X Played with the Baltimore Ravens (2013-17) before joining Tampa Bay.
- X Has played in 67 career regular season games, with 57 starts. Also played in one postseason contest.
- X In 2019, was part of an offensive line that helped guide an offense that averaged 28.6 points per game, the third-highest mark in the league, posting 397.9 yards per game, the third-highest mark in the NFL, with 302.8 passing yards per game, the best mark in the NFL. The team's 458 points scored are a franchise record.
- X In 2018, was part of an offensive line that helped block for an offense that led the NFL in passing yards per game (320.3), while ranking third in total yards per game (415.5) and fourth in yards per play (6.30). Tampa Bay's offense set team records in net yards (6,648), passing yards (5,125), points scored (396) and first downs (388). The team's 5,125 passing yards are the fourth-most in a season in NFL history.
- X Played in first career postseason game in Wild Card round at Pittsburgh (1/3/15).
- X Started first career game vs. St. Louis (11/22/15).
- X Made NFL debut in Week 17 of the 2014 season, vs. Cleveland (12/28/14).

2019 HIGHLIGHTS:

- X Started all 16 games at center, helping guide an offense that averaged 28.6 points per game, the third-highest mark in the league, posting 397.9 yards per game, the third-highest mark in the NFL, with 302.8 passing yards per game, the best mark in the NFL.
- X Started against San Francisco (9/8), helping the team rush for 121 yards.
- X Started at center on Thursday Night Football at Carolina (9/12).
- X Against N.Y. Giants (9/22), part of an offensive line that helped the team total 499 yards, including 144 rushing yards.
- X Started at center at L.A. Rams (9/29), helping the offense total 464 yards and score six touchdowns in the team's 55-40 victory.
- X At New Orleans (10/6), started at center.
- X Against Carolina at Tottenham Hotspur Stadium in London (10/13), started at center.
- X At Seattle (11/3), helped the team total 418 yards of offense.
- X Against Arizona (11/10), was part of an offense that totaled 457 yards, including 118 rushing yards.
- X At Atlanta (11/24), started at center, helping the offense record 446 yards, including 133 rushing yards, while allowing zero sacks.
- X Started at center at Jacksonville (12/1).
- X Part of an offense that totaled 542 yards, the third-most in a single game in team history, against Indianapolis (12/8), while limiting the Colts to one sack.
- X At Detroit (12/15), started at center, helping the offense total 495 yards.
- X Against Houston (12/21), started at center, helping the team gain 435 yards of offense, including 106 rushing yards.

- X Started at center against Atlanta (12/29), with the team recording 136 rushing yards, averaging 6.5 yards per rush.

COLLEGE/PERSONAL:

- X Started 44-of-46 career games played at Colorado State-Pueblo (2009-12).
- X As a junior (2011), earned second-team Division II All-American and first-team All-Super Region 3 honors from Don Hansen's Football Gazette, while also being named first-team All-Rocky Mountain Athletic Conference (RMAC). He was also nominated for the Gene Upshaw Award (Best Division II lineman).
- X Earned second-team All-RMAC honors and was named second-team All-Colorado by the National Football Foundation as a sophomore in 2010.
- X Attended Fort Morgan High School (Fort Morgan, Colorado), earning first-team all-state honors as a senior.
- X Married the former Stephanie Dufford in the spring of 2016.
- X Older brother, Seth, played college football at Nebraska.
- X Named the Buccaneers 2019 Salute to Service Award nominee, presented by USAA. The award annually recognizes NFL players, coaches and personnel who demonstrate an exemplary commitment to honoring and supporting the military community.
- X Born Ryan Jensen on May 27, 1991 in Rangely, Colorado.



COMMUNITY:

- X Jensen made a significant contribution to the National Pediatric Cancer Foundation in May during the Buccaneers 7th Annual Cut for a Cure event.
- X In November 2019, Jensen participated in the 13th annual Turkey Time with the O-Line, handing out Thanksgiving meals to those in need.
- X To close out the 2019 season, Bailey helped surprised 30 kids with a shopping spree at Target. Their families also received \$100 gift cards to Publix and TECO paid for their energy bills.
- X As a result of Jensen's active participation with the military, he was nominated as the Buccaneers Salute to Service nominee.
- X Jensen collaborated with teammates to help donate weekly meals from local businesses to Metropolitan Ministries, helping feed those in need during COVID-19.

JENSEN'S CAREER STATISTICS

Games/Starts: BAL: 2014: 1/0 (P:1/0); 2015: 11/6; 2016: 7/3; 2017: 16/16; TB: 2018: 16/16; 2019: 16/16
Career Totals: 67/57 (P: 1/0)

Miscellaneous Tackles: 5 - 2 in 2018; 3 in 2016
Fumbles-Lost: 2-0 - 1-0 in 2018; 1-0 in 2017
Fumble Recoveries: 5 - 4 in 2019; 1 in 2018

#27 RONALD JONES II

RUNNING BACK

HT: 5-11 **WT:** 208

DOB: 8/3/97

NFL: 3RD YEAR

ACQ: D2A, 2018

COLLEGE: USC



ACQUIRED BY BUCS:

- X Selected in the second round (38th overall) of the 2018 NFL Draft by the Buccaneers.

CAREER HIGHLIGHTS:

- X Has played in 25 games, with nine starts, rushing 195 times for 724 yards and seven touchdowns, while catching 38 passes for 342 yards.
- X Had career-highs in receptions (eight) and receiving yards (77) against Arizona (11/10).
- X Recorded a career-high 121 yards from scrimmage against N.Y. Giants (9/22), posting a career best in rushing yards (80).
- X Scored first career rushing touchdown against Cleveland (10/21/18)
- X Started first career game at Seattle (11/3/19).
- X Made NFL debut at Chicago (9/30/18).

2019 HIGHLIGHTS:

- X Played in 16 games, with nine starts, rushing 172 times for 724 yards and six touchdowns, while catching 31 passes for 309 yards.
- X Posted a career best 75 rushing yards on 13 carries (5.8 avg.) against San Francisco (9/8). Also added an 18-yard reception on third-and-17.
- X Against N.Y. Giants (9/22), rushed 14 times for a career-high 80 yards (5.7 avg.) and caught a 41-yard pass. His 121 yards from scrimmage mark a career high.
- X Scored his first touchdown of the season at L.A. Rams (9/29), a five-yard score. Finished the day with 19 rushes for 70 yards and one catch for 12 yards.

- X Totaled 56 yards from scrimmage (35 rushing, 21 receiving) at New Orleans (10/6).
- X Against Carolina at Tottenham Hotspur Stadium in London (10/13), scored a rushing touchdown.
- X Totaled 52 yards from scrimmage (35 rushing, 17 receiving) at Tennessee (10/27).
- X Made first career start at Seattle (11/3), rushing 18 times for 67 yards and a touchdown, while catching two passes for 15 yards.
- X Against Arizona (11/10), had career-highs in receptions (eight) and receiving yards (77), while adding 29 rushing yards and a rushing touchdown.
- X Rushed 12 times for 51 yards and one touchdown at Atlanta (11/24), while catching three passes for 16 yards.
- X Started against Indianapolis (12/8), rushing 11 times for 36 yards and catching four passes for 23 yards.
- X Rushed 11 times for 23 yards and caught a 26-yard pass at Detroit (12/15).
- X Totaled 109 yards of offense against Houston (12/21), with 32 receiving yards and 77 rushing yards - including a career-long 49-yard run. It marked the longest rush by a Buccaneers player since 2015 (Doug Martin, 56-yard rush, 11/29/15).
- X Against Atlanta (12/29), rushed 11 times for 106 yards (9.6 avg.), while catching two passes for 10 yards. Jones' 9.6 yards per rush are the third-most in a single game by a Buccaneers player with at least 10 carries.

COLLEGE:

- X In three seasons with USC (2015-17), played in 40 games, with 19 starts, rushing 591 times for 3,619 yards (6.1

avg.), while catching 32 passes for 301 yards and three touchdowns.

- X Finished his collegiate career ranked fifth in school history in rushing yards.
- X As a junior (2017), started all 13 games he played in, rushing 261 times for 1,550 yards (5.9 avg.) with 19 touchdowns, along with 14 catches for 187 yards and one touchdown. His 1,550 rushing yards were the eighth-most in a single season in school history. His 19 rushing touchdowns were the fifth-most in the NCAA and the second-most in the Pac-12, while his 20 total touchdowns were the sixth-most in the country and the second-most in the conference.
- X In his junior season, he was named first-team All-American by Pro Football Focus, second-team All-American by Sports on Earth, third-team All-American by the Associated Press and CollegeSportMadness.com, fourth-team All-American by Phil Steele and honorable mention All-American honors from CollegeFootballNews.com. He was a first-team All-Pac-12 selection by the league's coaches, the Associated press, Athlon, Phil Steele, College FootballNews.com and Pro Football Focus.
- X Led the team in rushing as a sophomore (2016), despite only starting the final six games of the season. Finished the year with 1,082 rushing yards on 177 carries (6.1 avg.), with 12 touchdowns, to go along with 11 catches for 76 yards and one touchdown.
- X Earned second-team All-Pac 12 honors from the league's coaches and Phil Steele
- X Played in 14 games as a freshman in 2015, leading the team with 987 rushing yards on 153 carries (6.5 avg.), with eight touchdowns, while contributing seven catches for 39 yards and one touchdown.



- X Joined LenDale White as the only true freshmen to lead USC in rushing and his 987 rushing yards broke Heisman Trophy winner Charles White's USC freshman season rushing record.
- X Named All-Pac-12 honorable mention by the league's coaches and third-team All-Pac-12 by Phil Steele.
- X Majored in communication.

PERSONAL/COMMUNITY:

- X Attended McKinney North High School (McKinney, Texas).
- X Named to the 2014 Prep Star All-American Dream Team and USA Today All-Texas as a senior.
- X Also sprinted for McKinney North's track team, winning district championships in 2015.
- X In 2019, Jones chose to support the American Heart Association for his My Cause My Cleats campaign as a tribute to his father and uncle.

JONES' CAREER STATISTICS

YEAR	TEAM	RUSHING							RECEIVING					
		GP	GS	ATT	YDS	AVG	LG	TD	NO.	YDS	AVG	LG	TD	
2018	Tampa Bay	9	0	23	44	1.9	9	1	7	33	4.7	15	0	
2019	Tampa Bay	16	9	172	724	4.2	49	6	31	309	10.0	41	0	
NFL Totals		25	9	195	768	3.9	49	7	38	342	9.0	41	0	

SINGLE-GAME HIGHS

Rushes: 19, at L.A. Rams, 9/29/19
Rushing Yards: 106, vs. Atlanta, 12/29/19
Rushing Touchdowns: 1, six times, last at Atlanta, 11/24/19
Receptions: 8, vs. Arizona, 11/10/19
Receiving Yards: 77, vs. Arizona, 11/10/19
 One 100-Yard Rushing Game

ADDITIONAL STATS

Fumbles-Lost: 3-2 - 3-2 in 2019
ST Tackles: 1 - 1 in 2018
Misc. Tackles: 2 - 2 in 2019

JONES' GAME-BY-GAME STATISTICS

2019 DATE	OPP	RUSHING					RECEIVING				
		ATT	YDS	AVG	LG	TD	NO	YDS	AVG	LG	TD
Sept. 8	SF	13	75	5.8	16	0	1	18	18.0	18	0
Sept. 12	@CAR	4	9	2.3	12	0	0	0	-	-	0
Sept. 22	NYG	14	80	5.7	25	0	1	41	41.0	41	0
Sept. 29	@LAR	19	70	3.7	24	1	1	12	12.0	12	0
Oct. 6	@NO	9	32	3.9	14	0	2	21	10.5	11	0
Oct. 13	CAR	4	10	2.5	5t	1	0	0	-	-	0
Oct. 27	@TEN	11	35	3.2	7	0	1	17	17.0	17	0
Nov. 3	@SEA	18	67	3.7	15	1	2	15	7.5	12	0
Nov. 10	ARI	11	29	2.6	11	1	8	77	9.6	17	0
Nov. 17	NO	4	13	3.3	6	0	2	1	0.5	4	0
Nov. 24	@ATL	12	51	4.3	25	1	3	16	5.3	8	0
Dec. 1	@JAC	6	8	1.3	5	0	0	0	-	-	0
Dec. 8	IND	11	36	3.3	10	0	4	23	5.8	9	0
Dec. 15	@DET	11	23	2.1	6	0	1	26	26.0	26	0
Dec. 21	HOU	14	77	5.5	49	1	3	32	10.7	23	0
Dec. 29	ATL	11	106	9.6	33	0	2	10	5.0	11	0
TOTALS		172	768	4.2	49	6	31	309	10.0	41	0

2018 DATE	OPP	RUSHING					RECEIVING				
		ATT	YDS	AVG	LG	TD	NO	YDS	AVG	LG	TD
Sept. 9	@NO										
Sept. 16	PHI										
Sept. 24	PIT										
Sept. 30	@CHI	10	29	2.9	7	0	1	-1	-1.0	-1	0
Oct. 14	@ATL	1	3	3.0	3	0	3	16	5.3	10	0
Oct. 21	CLE	6	13	2.2	9	1	1	15	15.0	15	0
Oct. 28	@CIN	2	-3	-1.5	1	0	1	4	4.0	4	0
Nov. 4	@CAR										
Nov. 11	WAS										
Nov. 18	@NYG										
Nov. 25	SF										
Dec. 2	CAR	4	2	0.5	3	0	0	0	-	-	0
Dec. 9	NO	0	0	-	-	0	0	0	-	-	0
Dec. 16	@BAL	0	0	-	-	0	1	-1	-1.0	-1	0
Dec. 23	@DAL	0	0	-	-	0	0	0	-	-	0
Dec. 30	ATL	0	0	-	-	0	0	0	-	-	0
TOTALS		23	44	1.9	9	1	6	34	5.7	15	0

#95

JEREMIAH LEDBETTER

DEFENSIVE LINEMAN

HT: 6-3 **WT:** 299

DOB: 6/12/94

NFL: 2ND YEAR

ACQ: FA, 2018

COLLEGE: ARKANSAS



ACQUIRED BY BUCS:

- X Signed to Tampa Bay's practice squad on September 3, 2018. Promoted to the active roster on December 19, 2018.

ORIGINALLY ENTERED NFL:

- X Originally entered the NFL as a sixth-round pick (205th overall) of the Detroit Lions in the 2017 NFL Draft.

CAREER HIGHLIGHTS:

- X Played with the Detroit Lions (2017) before joining the Buccaneers.
- X Played in all 16 games for Detroit in 2017, recording 14 tackles and blocking a field goal.
- X Played in one game for Tampa Bay in 2018, tallying one tackle.

2019 HIGHLIGHTS:

- X Spent time on the Baltimore Ravens and Tampa Bay Buccaneers practice squads.

COLLEGE/PERSONAL:

- X Played two seasons at Arkansas (2015-16) after transferring from Hutchinson (Kan.) Community College. With the Razorbacks, started 25-of-26 games, totaling 104 tackles (15 for loss), 7.5 sacks, two passes defended and a forced fumble.
- X Attended Gainesville High School (Gainesville, Georgia).
- X Son of Weldon and Sharon Ledbetter
- X Father, Weldon, played running back at Oklahoma and was selected by the Tampa Bay Buccaneers in the seventh round of the 1983 NFL Draft.
- X Cousin, Issac Byrd, played wide receiver at Kansas and was a sixth-round selection by the Tennessee Titans in the 1997 NFL Draft.

COMMUNITY:

- X Ledbetter, along with the defensive lineman hosted the 8th annual "D-Line Delivers Christmas". Local families were surprised with a tour of AdventHealth Training Center, dinner with D-Line, and a shopping spree at Target.

LEDBETTER'S CAREER STATISTICS

Year	Team	GP	GS	Tackles				INT				Fumbles			ST Tackles					
				T	S	A	Sk	Yds	No	Yds	Lg	TD	PD	FF	FR	Yds	T	S	A	
2017	Detroit	16	0	14	6	8	0.5	1.5	0	0	0	0	0	0	0	0	0	0	0	0
2018	Tampa Bay	1	0	1	1	0	0.0	0.0	0	0	0	0	0	0	0	0	0	0	0	0
NFL Totals		17	0	15	7	8	0.5	1.5	0	0	0	0	0	0	0	0	0	0	0	0

ADDITIONAL STATS

Blocked FG: 1, vs. Minnesota, 11/23/17 (w/Detroit)

LEDBETTER'S GAME-BY-GAME STATISTICS

2017 (W/DETROIT)

DATE	OPP	TACKLES				SK	YDS	QH	INTERCEPTIONS					FUMBLES			ST TACKLES					
		T	S	A	TFL				NO	YDS	LG	TD	PD	FF	FR	YDS	T	S	A			
Sept. 10	ARI	2	0	2	0	0.0	0.0	1	0	0	0	0	0	0	0	0	0	0	0	0	0	0
Sept. 18	@NYG	1	0	1	0	0.0	0.0	0	0	0	0	0	0	0	0	0	0	0	0	0	0	0
Sept. 24	ATL	1	1	0	0	0.0	0.0	0	0	0	0	0	0	0	0	0	0	0	0	0	0	0
Oct. 1	@MIN	1	0	1	0	0.0	0.0	0	0	0	0	0	0	0	0	0	0	0	0	0	0	0
Oct. 8	CAR	1	1	0	0	0.0	0.0	0	0	0	0	0	0	0	0	0	0	0	0	0	0	0
Oct. 15	@NO	0	0	0	0	0.0	0.0	0	0	0	0	0	0	0	0	0	0	0	0	0	0	0
Oct. 29	PIT	1	1	0	0	0.0	0.0	0	0	0	0	0	0	0	0	0	0	0	0	0	0	0
Nov. 6	@GB	0	0	0	0	0.0	0.0	0	0	0	0	0	0	0	0	0	0	0	0	0	0	0
Nov. 12	CLE	1	1	0	0	0.0	0.0	0	0	0	0	0	0	0	0	0	0	0	0	0	0	0
Nov. 19	@CHI	1	0	1	0	0.5	1.5	2	0	0	0	0	0	0	0	0	0	0	0	0	0	0
Nov. 23	MIN	0	0	0	0	0.0	0.0	0	0	0	0	0	0	0	0	0	0	0	0	0	0	0
Dec. 3	@BAL	1	1	0	0	0.0	0.0	0	0	0	0	0	0	0	0	0	0	0	0	0	0	0
Dec. 10	@TB	1	1	0	0	0.0	0.0	0	0	0	0	0	0	0	0	0	0	0	0	0	0	0
Dec. 16	CHI	0	0	0	0	0.0	0.0	0	0	0	0	0	0	0	0	0	0	0	0	0	0	0
Dec. 24	@CIN	1	0	1	0	0.0	0.0	0	0	0	0	0	0	0	0	0	0	0	0	0	0	0
Dec. 31	GB	2	0	2	0	0.0	0.0	1	0	0	0	0	0	0	0	0	0	0	0	0	0	0
TOTALS		14	6	8	0	0.5	1.5	4	0	0	0	0	0	0	0	0	0	0	0	0	0	0

#22

T.J. LOGAN

RUNNING BACK

HT: 5-11 WT: 195

DOB: 9/3/94

NFL: 4TH YEAR

ACQ: W (ARI), 2019

COLLEGE: NORTH CAROLINA



ACQUIRED BY BUCS:

- X Claimed by Tampa Bay off of waivers from the Arizona Cardinals on September 2, 2019.

ORIGINALLY ENTERED NFL:

- X Originally entered the NFL as a fifth-round pick (179th overall) of the Arizona Cardinals in the 2017 NFL Draft.

CAREER HIGHLIGHTS:

- X Played with the Arizona Cardinals (2017-18) before joining Tampa Bay.
- X Has played in 22 career regular season games, rushing five times for 12 yards, recording nine receptions for 50 yards,

returning 25 kickoffs for 567 yards (22.7 avg.) and 13 punts for 124 yards (9.5 avg.).

- X Spent the 2017 season on Injured Reserve.
- X Made NFL debut at L.A. Rams (9/16/18).

2019 HIGHLIGHTS:

- X Made Buccaneers debut against San Francisco (9/8), returning three kickoffs for 60 yards.
- X Registered a special teams tackle at New Orleans (10/6) and returned a kickoff 19 yards.

- X Served as the Buccaneers' primary punt and kick returner at Tennessee (10/27), returning a punt 40 yards to help set up a Buccaneers field goal. The 40-yard punt return was the longest for Tampa Bay since 2017 (Bernard Reedy, 44-yard return vs. N.Y. Jets, 11/12/17).
- X At Seattle (11/3), returned three punts for 32 yards and three kickoffs for 78 yards, including a 39-yard return that was the longest by a Buccaneers player since 2017 (Jacquizz Rodgers).
- X Had a six-yard rush, a 17-yard kickoff return and two punt returns for nine yards against Arizona (11/10).
- X Against New Orleans (11/17), caught an 11-yard pass, while returning one punt for seven yards and one kickoff for 16 yards.
- X Returned two punts for 13 yards at Atlanta (11/24).
- X At Jacksonville (12/1), returned two punts for 18 yards, while adding a two-yard rush.
- X Inactive against Indianapolis (12/8) with a thumb injury.
- X Placed on Injured Reserve on December 10.

COLLEGE/PERSONAL:

- X Played in 49 games at North Carolina (2013-16), totaling 4,926 all-purpose yards and 27 touchdowns. Rushed for 2,165 yards and 19 touchdowns on 398 carries (5.4 avg.), while adding 663 yards and four touchdowns on 76 receptions and 2,098 yards and four touchdowns on 77 kickoff returns.
- X Established a new school record for kickoff return touchdowns, while finishing his career fourth in all-purpose yards.
- X Attended Northern Guilford High School (Greensboro, North Carolina), earning AP All-State honors and being named AP Player of the Year and PrepStar All-American as a senior.

LOGAN'S CAREER STATISTICS

YEAR	TEAM	GP	GS	RUSHING				RECEIVING					
				ATT	YDS	AVG	LG	TD	NO.	YDS	AVG	LG	TD
2018	Arizona	10	0	2	2	1.0	5	0	7	37	5.3	17	0
2019	Tampa Bay	12	0	3	10	3.3	6	0	2	13	6.5	11	0
NFL Totals		22	0	5	12	2.4	6	0	9	50	5.6	17	0

YEAR	TEAM	NO	KICKOFF RETURNS				PUNT RETURNS					
			YDS	AVG	LG	TD	NO	FC	YDS	AVG	LG	TD
2018	Arizona	12	296	24.7	36	0	0	0	0	-	-	0
2019	Tampa Bay	13	271	20.8	39	0	13	2	124	9.5	40	0
Totals		25	567	22.7	39	0	13	2	124	9.5	40	0

LOGAN'S GAME-BY-GAME STATISTICS

2019 DATE	OPP	NO	KICKOFF RETURNS				PUNT RETURNS						
			YDS	AVG	LG	TD	NO	FC	YDS	AVG	LG	TD	
Sept. 8	SF	3	60	20.0	21	0	0	0	0	0	0	0	0
Sept. 8	@CAR	0	0	-	-	0	0	0	0	0	-	-	0
Sept. 8	NYG	0	0	-	-	0	0	0	0	0	-	-	0
Sept. 8	@LAR	2	34	17.0	21	0	0	0	0	0	-	-	0
Oct. 6	@NO	1	19	19.0	19	0	0	0	0	0	-	-	0
Oct. 6	CAR	0	0	-	-	0	0	0	0	0	-	-	0
Oct. 6	@TEN	2	47	23.5	25	0	3	0	45	15.0	40	0	0
Nov. 3	@SEA	3	78	26.0	39	0	3	0	32	10.7	19	0	0
Nov. 10	ARI	1	17	17.0	17	0	2	1	9	4.5	6	0	0
Nov. 17	NO	1	16	16.0	16	0	1	1	7	7.0	7	0	0
Nov. 24	@ATL	0	0	-	-	0	2	0	13	6.5	11	0	0
Dec. 1	@JAC	0	0	-	-	0	2	0	18	9.0	13	0	0
Dec. 8	IND												
Dec. 15	@DET												
Dec. 21	HOU												
Dec. 29	ATL												
TOTALS		13	271	20.8	39	0	13	2	124	9.5	40	0	

#74

ALI MARPET

GUARD

HT: 6-4 **WT:** 307

DOB: 4/17/93

NFL: 6TH YEAR

ACQ: D2B, 2015

COLLEGE: HOBART



ACQUIRED BY BUCS:

- X Selected in the second round (61st overall) of the 2015 NFL Draft by the Buccaneers.

AWARDS & ACCOLADES:

- X 2015 PFWA All-Rookie Team Selection.

CAREER HIGHLIGHTS:

- X Has started all 71 career games he has played in.
- X Since becoming a starter in 2015, has been part of a Buccaneers offensive line that has helped block for an offense that ranks third in third-down conversion rate (43.2), while recording the fourth-

most yards per game in the NFL (379.8), third-most passing yards per game (276.4) and fifth-highest yards per play (5.78) in that span.

- X In 2019, was part of an offensive line that helped guide an offense that averaged 28.6 points per game, the third-highest mark in the league, posting 397.9 yards per game, the third-highest mark in the NFL, with 302.8 passing yards per game, the best mark in the NFL. The team's 458 points scored are a franchise record.
- X In 2018, was part of an offensive line that helped block for an offense that led the NFL in passing yards per game (320.3), while ranking third in total yards

per game (415.5) and fourth in yards per play (6.30). Tampa Bay's offense set team records in net yards (6,648), passing yards (5,125), points scored (396) and first downs (388). The team's 5,125 passing yards are the fourth-most in a season in team history.

- X Made NFL and Buccaneers debut vs. Tennessee (9/13/2015), starting at right guard.
- X In 2015, helped block for an offense that finished the season ranked fifth in the league in total offense (375.9 ypg) and fifth in rushing (134.9 ypg), while tying for the league lead in rushing average (4.8).
- X Also in 2015, was part of a unit that helped the offense to a franchise-record 6,014 net yards on the year, while also recording 2,162 rushing yards for the second-most in a single season in team history.
- X Part of an offensive line that allowed only 27 sacks in 2015, the third-fewest by a Buccaneers team since 1983 when sacks became an official statistic.

2019 HIGHLIGHTS:

- X Started all 16 games at left guard, helping guide an offense that averaged 28.6 points per game, the third-highest mark in the league, posting 397.9 yards per game, the third-highest mark in the NFL, with 302.8 passing yards per game, the best mark in the NFL.
- X Named team captain for the second consecutive season.
- X Started against San Francisco (9/8), helping the team rush for 121 yards.
- X Started at left guard on Thursday Night Football at Carolina (9/12).
- X Against N.Y. Giants (9/22), part of an offensive line that helped the team total 499 yards, including 144 rushing yards.



- X Started at left guard at L.A. Rams (9/29), helping the offense total 464 yards and score six touchdowns in the team's 55-40 victory.
- X At New Orleans (10/6), started at left guard.
- X Against Carolina at Tottenham Hotspur Stadium in London (10/13), started at left guard.
- X Started at left guard at Tennessee (10/27).
- X At Seattle (11/3), helped the team total 418 yards of offense.
- X Against Arizona (11/10), was part of an offense that totaled 457 yards, including 118 rushing yards.
- X Started against New Orleans (11/17).
- X At Atlanta (11/24), started at left guard, helping the offense record 446 yards, including 133 rushing yards, while allowing zero sacks.
- X Started at left guard at Jacksonville (12/1).
- X Part of an offense that totaled 542 yards, the third-most in a single game in team history, against Indianapolis (12/8), while limiting the Colts to one sack.
- X At Detroit (12/15), started at left guard, helping the offense total 495 yards.
- X Against Houston (12/21), started at left guard, helping the team gain 435 yards of offense, including 106 rushing yards.
- X Started at left guard against Atlanta (12/29), with the team recording 136 rushing yards, averaging 6.5 yards per rush.

COLLEGE:

- X Played in 43 games at Hobart (2011-14).
- X Played in the 2015 Senior Bowl.
- X A two-time captain.
- X Started 13 games as a senior (2014).
- X Highly decorated as a senior, being named American Football Coaches Association (AFCA) All-American, D3football.com first-team All-American, second-team AP Little All-America, Jewish Sports Review All-American, D3football.com first-team All-East, first-team Eastern Collegiate Athletic Conference (ECAC) North All-Star and

unanimous first-team All-Liberty League selection.

- X Named Liberty League Co-Offensive Player of the Year, becoming the first offensive lineman in league history to earn the distinction.
- X Earned the Bill Middleton Memorial Football Award, given annually to the member of the football team whose offensive performance has been most valuable to the team.
- X Did not allow a sack all season.
- X Started the 11 games he played in as a junior (2013)
- X Selected as a Jewish Sports Review All-American, while being named D3football.com second-team All-East, ECAC North second-team All-Star, first-team All-Liberty League and Liberty League All-Academic.
- X Earned the Tryon Football Award, given annually to the outstanding lineman of the Hobart football team whose sportsmanship, team play and performance have contributed significantly to the team.
- X As a sophomore (2012), started 13 games.
- X Named second-team D3football.com All-East and first-team All-Liberty League.
- X Part of an offensive line that allowed the fewest sacks in the Liberty League.
- X Appeared in six games as a freshman (2011).

PERSONAL:

- X Majored in Sport & Exercise Science.
- X Attended Hastings High School (Hastings-on-Hudson, New York).
- X Played offensive tackle and defensive end.
- X Named second-team All-State and earned all-section honors.
- X Also played basketball at Hastings, earning all-league selection two times.
- X Son of Joy Rose and Bill Marpet.
- X Has three siblings: brothers Brody and Blaze, and sister Zena.
- X Loves animals.
- X Born Ali Marpet on April 17, 1993 in Hastings-on-Hudson, New York.

COMMUNITY:

- X Marpet participated in the 7th Annual Cut for a Cure with the National Pediatric Cancer Foundation and helped raise \$100,000.
- X As one of four leaders on the Social Justice board. He helped create and participate in several social justice initiatives throughout the year, including spending time at the Juvenile Detention Center and Mock Trial.
- X In November 2019, Marpet participated in the 13th annual Turkey Time with the O-Line, handing out Thanksgiving meals to those in need.
- X To close out the 2019 season, Bailey helped surprised 30 kids with a shopping spree at Target. Their families also received \$100 gift cards to Publix and TECO paid for their energy bills.
- X Marpet bought meals from Noble Crust and donated them to Metropolitan Ministries to help local businesses and feed those in need during COVID-19.
- X Had his head shaved by children battling cancer for the Buccaneers 2015-17 Cut for a Cure to raise funds and awareness for the Pediatric Cancer Foundation.
- X Helps sponsor "Turkey Time with the O-Line," a Thanksgiving program carried out by the offensive line, which has provided more than 5,000 meals for local families in need.
- X In May 2016, supported the Johns Hopkins Medicine All Children's Hospital 5K fundraiser and presented awards to the participants.
- X In December 2015, visited patients battling injury and illness at All Children's Hospital in St. Petersburg.
- X In October 2015, participated in games, arts and crafts, and activities with children at Metropolitan Ministries annual Fall Festival.
- X In September 2015, served lunch to more than 250 hungry and homeless men and women at Trinity Café.
- X In July 2015, went bowling with rookie or first-year firefighters and paramedics.
- X In May 2015, visited wounded warriors recovering from injury and illness at James A. Haley Veterans' Hospital in Tampa.

X In May 2015, toured MacDill Air Force Base to greet military servicemen and servicewomen and learn about the

important role that the base plays in the Tampa community.

MARPET'S CAREER STATISTICS

Games/Starts: TB: 2015: 13/13; 2016: 16/16; 2017: 11/11; 2018: 16/16; 2019: 16/16
Career Totals: 72/72

Miscellaneous Tackles: 9 - 2 in 2019; 1 in 2018; 1 in 2017; 3 in 2016; 2 in 2015

#25
LESEAN MCCOY

RUNNING BACK
HT: 5-11 **WT:** 210
DOB: 7/12/88
NFL: 12TH YEAR
ACQ: FA, 2020
COLLEGE: PITTSBURGH



ACQUIRED BY BUCS:

X Signed by Tampa Bay as a free agent on August 4, 2020.

ORIGINALLY ENTERED NFL:

X Originally entered the NFL as a second-round pick (53rd overall) in the 2009 NFL Draft by the Philadelphia Eagles.

AWARDS & ACCOLADES:

- X Super Bowl LIV Champion
- X 6x Pro Bowl Selection (211, 2013-17)
- X 2x Associated Press First-Team All-Pro Selection (2011, 2013)
- X 2x PFWA All-NFL Team Selection (2011, 2013)
- X Member of the Pro Football Hall of Fame All-2010s Team
- X 2x NFC Offensive Player of the Week (Week 8, 2011; Week 16, 2013)

X NFC Offensive Player of the Month (December 2013)

CAREER HIGHLIGHTS:

- X Played with the Philadelphia Eagles (2009-14), Buffalo Bills (2015-18) and Kansas City Chiefs (2019).
- X Has played in 160 career regular season games, with 141 starts, rushing 2,447 times for 11,071 yards (4.5 avg.) and 73 touchdowns, while catching 503 passes for 3,797 yards and 16 touchdowns.
- X Has played in five postseason contests, with three starts, rushing 57 times for 222 yards and one touchdown, while catching 15 passes for 104 yards.
- X Since entering the NFL in 2009, ranks second in the league in rushing yards (11,071) and rushing touchdowns (73), while leading the league in scrimmage

yards (14,868) and ranking second in touchdowns from scrimmage (89).

- X Ranks 22nd in NFL history in rushing yards, 27th in yards from scrimmage, tied for 28th in rushing touchdowns and tied for 38th in total touchdowns.
- X Among active players, has the third-most career rushing yards and rushing touchdowns, trailing only Frank Gore and Adrian Peterson.
- X Ranks fourth among active players in and total touchdowns.
- X Since 2009, has recorded 38 games with at least 100 rushing yards, the second-most in the NFL during that span, trailing only Adrian Peterson (40). During that same span, McCoy has tallied 75 games with at least 100 yards from scrimmage, the most in the NFL.
- X In 2013, led the NFL in rushing yards (1,607) and scrimmage yards (2,146).
- X Led the NFL in rushing touchdowns in 2011, with 17.
- X Has scored a career-high three rushing touchdowns in three separate regular season games (9/19/10 at Detroit; 12/18/11 vs. New York Jets; 10/16/16 vs. San Francisco).
- X Registered a career-high 217 rushing yards against Detroit (12/8/13).
- X Recorded a career-best 114 receiving yards against San Diego (9/15/13).

- X Caught a career-high 12 passes against Washington (10/3/10).
- X Caught first career touchdown pass at Washington (11/15/10).
- X Scored first career rushing touchdown against Kansas City (9/27/09).
- X Recorded first career start against New Orleans (9/20/09), rushing five times for 18 yards and catching four passes for 37 yards
- X Made NFL debut at Carolina (9/13/09), rushing nine times for 46 yards and catching one pass.

2019 HIGHLIGHTS:

- X Member of the Super Bowl LIV winning Kansas City Chiefs.
- X Appeared in 13 regular season games, totaling 465 rushing yards on 101 carries (4.6 avg.) and four rushing touchdowns. Also caught 28 passes for 181 yards and one receiving touchdown.
- X In a Week 3 victory for the Chiefs, recorded both a rushing touchdown and a receiving touchdown for the seventh time in his career.

COLLEGE:

- X Started 22-of-25 career games at Pittsburgh, totaling 2,816 rushing yards on 584 carries and 35 touchdowns.
- X Caught 65 passes for 549 yards and one touchdown in his collegiate career.

2009-19 NFL RUSHING TD LEADERS

Name (Current Team)	TD
1. Adrian Peterson (WAS)	89
2. LeSean McCoy (TB)	73
3. Marshawn Lynch (Free Agent)	70
4. Mark Ingram (BAL)	60
5. Todd Gurley (ATL)	58
5. Cam Newton (NE)	58

2009-19 NFL RUSHING YARD LEADERS

Name (Current Team)	Yards
1. Adrian Peterson (WAS)	11,115
2. LeSean McCoy (TB)	11,071
3. Frank Gore (NYJ)	10,906
4. Matt Forte (Retired)	8,558
5. Chris Johnson (Retired)	8,423

2009-19 NFL SCRIMMAGE TD LEADERS

Name (Current Team)	TD
1. Adrian Peterson (WAS)	94
2. LeSean McCoy (TB)	89
3. Rob Gronkowski (TB)	80
3. Antonio Brown (Free Agent)	80
5. Marshawn Lynch (Free Agent)	78

MOST RECEIVING YARDS (TEAM HISTORY)

Name (Current Team)	Yards
1. LeSean McCoy (TB)	14,868
2. Frank Gore (NYJ)	13,377
3. Adrian Peterson (WAS)	13,087
4. Matt Forte (Retired)	12,753
5. Julio Jones (ATL)	12,243

- X His 36 total touchdowns topped the previous NCAA record for freshmen and sophomore of 32 by fellow Pitt Panther Larry Fitzgerald.
- X McCoy's 2,816 rushing yards ranks fourth in school history, joining Tony Dorsett and Curvin Richards as the only players to achieve multiple 1,000-yard rushing seasons.
- X Second-team All-America honors in 2008 after rushing for 1,488 yards and 21 touchdowns, which was good for second-most in school history behind Tony Dorsett's 22 touchdown season in 1976.
- X Named the Big East Offensive Player of the Year by the media and was the team's MVP.
- X McCoy's 35 rushing touchdowns in his sophomore season was the highest output by a player in program history, passing Dorsett's 24 in 1973-74.
- X Tallied six 100-yard games in 2008 and scored a touchdown in all but two games.
- X Unanimous Freshman All-American in 2007 after breaking the Big East freshman record with 1,328 rushing yards.
- X Broke Dorsett's program freshman record with 14 rushing touchdowns.

PERSONAL:

- X Attended Bishop McDevitt High School (Pa.) where he finished as the state's ninth all-time leading rusher with 6,640 yards and 75 touchdowns.

2009-19 MOST GAMES WITH 100+ YARDS FROM SCRIMMAGE

Name (Current Team)	Games
1. LeSean McCoy (TB)	75
2. Adrian Peterson (WAS)	62
3. Matt Forte (Retired)	59
4. Julio Jones (ATL)	55
5. Jamaal Charles (Retired)	51
5. Arian Foster (Retired)	51

2009-19 MOST GAMES WITH 100+ RUSHING YARDS

Name (Current Team)	Games
1. Adrian Peterson (WAS)	40
2. LeSean McCoy (TB)	38
3. Chris Johnson (Retired)	36
4. Arian Foster (Retired)	32
5. Fank Gore (NYJ)	30

- X Twice named the AP Pennsylvania Class AAAA All-State first-team and won player of the year honors as a junior.
- X Selected to the All-American Bowl, an All-Star game featuring the nation's top 80 high school players at the Alamo Dome in San Antonio, Texas.
- X Launched the foundation, 'Shades of Greatness' after his grandmother lost her battle with ALS. His foundation is dedicated to helping the fight against Lou Gehrig's Disease (ALS) and provides direct support to individuals battling ALS to ensure a comfortable quality of life.
- X Majored in general studies at Pittsburgh.
- X Native of Harrisburg, Pa.

MCCOY CAREER STATISTICS

YEAR	TEAM	GP	GS	RUSHING				RECEIVING					
				ATT	YDS	AVG	LG	TD	NO.	YDS	AVG	LG	TD
2009	Philadelphia	16	4	155	637	4.1	66	4	40	308	7.7	45	0
2010	Philadelphia	15	13	207	1,080	5.2	62	7	78	592	7.6	40	2
2011	Philadelphia	15	15	273	1,309	4.8	60	17	48	315	6.6	26	3
2012	Philadelphia	12	12	200	840	4.2	34	2	54	373	6.9	36	3
2013	Philadelphia	16	16	314	1,607	5.1	57	9	52	539	10.4	70	2
2014	Philadelphia	16	16	312	1,319	4.2	53	5	28	155	5.5	18	0
2015	Buffalo	12	12	203	895	4.4	48	3	32	292	9.1	22	2
2016	Buffalo	15	15	234	1,267	5.4	75	13	50	356	7.1	41	1
2017	Buffalo	16	16	287	1,138	4.0	48	6	59	448	7.6	39	2
2018	Buffalo	14	13	161	514	3.2	28	3	34	238	7.0	24	0
2019	Kansas City	13	9	101	465	4.6	39	4	28	181	6.5	23	1
NFL Totals		160	141	2,447	11,071	4.5	75	73	503	3,797	7.5	70	16

YEAR	TEAM	GP	GS	RUSHING				RECEIVING					
				ATT	YDS	AVG	LG	TD	NO.	YDS	AVG	LG	TD
2009	Philadelphia	1	0	5	24	4.8	14	0	1	9	9.0	9	0
2010	Philadelphia	1	1	12	46	3.8	9	0	4	36	9.0	16	0
2013	Philadelphia	1	1	21	77	3.7	11	1	4	15	3.8	7	0
2017	Buffalo	1	1	19	75	3.9	25	0	6	44	7.3	16	0
2019	Kansas City	1	0	0	0	0.0	0	0	0	0	0.0	0	0
NFL Totals		5	3	57	222	3.9	25	1	9	104	6.9	16	0

SINGLE-GAME HIGHS

Receptions: 12, vs. Washington, 10/3/10 (w/Philadelphia)
Receiving Yards: 114, vs. San Diego, 9/15/13 (w/Philadelphia)
Receiving TDs: 1, 16 times, last vs. Baltimore, 9/10/19 (w/Kansas City)
Rushing Yards: 217, vs. Detroit, 12/8/13 (w/Philadelphia)
Rushing TDs: 3, three times, last vs. San Francisco, 10/16/16 (w/Buffalo)
 38 career 100-yard rushing games

ADDITIONAL STATS

Fumbles-Lost: 3-2 in 2019; 3-1 in 2017; 3-0 in 2016; 2-2 in 2015; 4-3 in 2014; 1-1 in 2013; 4-3 in 2012; 1-1 in 2011; 2-1 in 2010; 2-1 in 2009
Fumble Recoveries: 9: 1 in 2019; 1 in 2017; 1 in 2016; 2 in 2015; 2 in 2012; 1 in 2010; 1 in 2009
Misc. Tackles: 8 - 1 in 2017; 1 in 2014; 1 in 2013; 1 in 2012; 2 in 2011; 1 in 2010; 1 in 2009

MCCOY'S GAME-BY-GAME STATISTICS

2019 (W/KANSAS CITY)		RUSHING					RECEIVING					
DATE	OPP	ATT	YDS	AVG	LG	TD	NO	YDS	AVG	LG	TD	
Sept. 8	@JAC	11	16	1.5	9	0	1	10	10.0	10	1	
Sept. 15	@OAK	17	90	5.3	33	1	2	4	2.0	3	0	
Sept. 22	BAL	18	68	3.8	17	0	2	36	18.0	22	0	
Sept. 29	@DET	16	112	7.0	48	1	2	7	3.5	14	0	
Oct. 6	IND	19	112	5.9	16	0	5	47	9.4	17	0	
Oct. 13	HOU	20	82	4.1	27	1	6	41	6.8	11	0	
Oct. 17	@DEN	19	70	3.7	12	0	3	31	10.3	17	1	
Oct. 27	GB	21	112	5.3	32	0	0	0	0.0	0	0	
Nov. 3	MIN	20	74	3.7	24	0	4	35	8.8	10	0	
Nov. 10	@TEN	10	29	2.9	10	0	1	8	8.0	8	0	
Nov. 18	@LAC	7	29	4.1	8	1	4	28	7.0	16	0	
Dec. 1	OAK	5	10	2.0	6	1	3	20	6.7	9	0	
Dec. 8	@NE	11	39	3.6	13	0	1	4	4.0	4	0	
Dec. 15	DEN	6	16	2.7	10	0	0	0	0.0	0	0	
Dec. 22	@CHI					Inactive						
Dec. 29	LAC	0	0	0.0	0	0	0	0	0.0	0	0	
TOTALS		34	271	8.0	17	1	101	465	4.6	39	4	
PLAYOFFS												
DATE	OPP	ATT	YDS	AVG	LG	TD	NO	YDS	AVG	LG	TD	
Jan. 12	HOU	0	0	0.0	0	0	0	0	0.0	0	0	
Jan. 19	TEN					Inactive						
Feb. 2	SF					Inactive						
TOTALS		0	0	0.0	0	0	0	0	0.0	0	0	

2018 (w/BUFFALO)

DATE	OPP	ATT	RUSHING					RECEIVING				
			YDS	AVG	LG	TD	NO	YDS	AVG	LG	TD	
Sept. 9	@BAL	7	22	3.1	12	0	1	-1	-1.0	-1	0	
Sept. 16	LAC	9	39	4.3	27	0	4	29	7.3	9	0	
Sept. 23	@MIN											
Sept. 30	@GB	5	24	4.8	11	0	3	13	4.3	7	0	
Oct. 7	TEN	24	85	3.5	16	0	2	23	11.5	13	0	
Oct. 14	@HOU	16	73	4.6	14	0	3	21	7.0	22	0	
Oct. 21	@IND	2	1	0.5	1	0	0	0	0.0	0	0	
Oct. 29	NE	12	13	1.1	12	0	6	82	13.7	24	0	
Nov. 4	CHI	10	10	1.0	4	0	4	19	4.8	8	0	
Nov. 11	@NYJ	26	113	4.4	28	2	1	5	5.0	5	0	
Nov. 25	JAC	17	46	2.7	7	0	1	7	7.0	7	0	
Dec. 2	@MIA	15	52	3.5	18	0	4	12	3.0	11	0	
Dec. 9	NYJ	2	1	0.5	1	0	0	0	0.0	0	0	
Dec. 16	DET											
Dec. 23	@NE	6	9	1.5	5	0	3	10	3.3	7	0	
Dec. 30	MIA	10	26	2.6	9	1	2	18	9.0	9	0	
TOTALS		161	514	3.2	28	3	34	238	7.0	24	0	

2017 (w/BUFFALO)

DATE	OPP	ATT	RUSHING					RECEIVING				
			YDS	AVG	LG	TD	NO	YDS	AVG	LG	TD	
Sept. 10	NYJ	22	110	5.0	27	0	5	49	9.8	21	0	
Sept. 17	@CAR	12	9	0.8	6	0	6	34	5.7	11	0	
Sept. 24	DEN	14	21	1.5	7	0	7	48	6.9	15	0	
Oct. 1	@ATL	20	76	3.8	8	0	3	32	10.7	17	0	
Oct. 8	@CIN	19	63	3.3	14	0	6	26	4.3	7	0	
Oct. 22	TB	23	91	4.0	23	2	5	31	6.2	12	0	
Oct. 29	OAK	27	151	5.6	48	1	6	22	3.7	12	0	
Nov. 2	@NYJ	12	25	2.1	13	0	0	0	0.0	0	0	
Nov. 12	NO	8	49	6.1	36	0	3	11	3.7	6	0	
Nov. 19	@LAC	13	114	8.8	37	1	1	12	12.0	12	1	
Nov. 26	@KC	22	49	2.2	14	0	4	30	7.5	24	0	
Dec. 3	NE	15	93	6.2	18	0	2	9	4.5	6	0	
Dec. 10	IND	32	156	4.9	25	1	0	0	0.0	0	0	
Dec. 17	MIA	20	50	2.5	14	1	4	46	11.5	16	1	
Dec. 24	@NE	17	71	4.2	18	0	5	76	15.2	39	0	
Dec. 31	@MIA	11	10	0.9	5	0	2	22	11.0	18	0	
TOTALS		287	1,138	3.9	48	6	59	448	7.6	39	2	
PLAYOFFS												
DATE	OPP	ATT	YDS	AVG	LG	TD	NO	YDS	AVG	LG	TD	
Jan. 7	@JAC	6	44	7.3	16	0	19	75	3.9	25	0	
TOTALS		6	44	7.3	16	0	19	75	3.9	25	0	

2016 (w/BUFFALO)

DATE	OPP	ATT	RUSHING					RECEIVING				
			YDS	AVG	LG	TD	NO	YDS	AVG	LG	TD	
Sept. 11	@BAL	16	58	3.6	16	1	4	12	3.0	5	0	
Sept. 15	NYJ	15	59	3.9	24	0	4	31	7.8	10	0	
Sept. 25	ARI	17	110	6.5	24	2	3	6	2.0	3	0	
Oct. 2	@NE	19	70	3.7	9	0	6	38	6.3	13	1	
Oct. 9	@LAR	18	150	8.3	53	0	2	8	4.0	5	0	
Oct. 16	SF	19	140	7.4	38	3	1	2	2.0	2	0	
Oct. 23	@MIA	8	11	1.4	4	0	0	0	0.0	0	0	
Oct. 30	NE											
Nov. 7	@SEA	21	85	4.1	15	0	4	35	8.8	15	0	
Nov. 20	@CIN	5	33	6.6	21	1	2	12	6.0	8	0	
Nov. 27	JAC	19	103	5.4	75	2	2	31	15.5	25	0	
Dec. 4	@OAK	17	130	7.7	54	0	7	61	8.7	16	0	
Dec. 11	PIT	12	27	2.3	9	1	6	81	13.5	41	0	
Dec. 18	CLE	19	153	8.1	24	2	3	16	5.3	14	0	
Dec. 24	MIA	24	128	5.3	19	1	5	17	3.4	7	0	
Jan. 1	@NYJ	5	10	2.0	4	0	1	6	6.0	6	0	
TOTALS		234	1,267	5.4	75	13	50	356	7.1	41	1	

2015 (W/BUFFALO)

DATE	OPP	ATT	RUSHING				RECEIVING				
			YDS	AVG	LG	TD	NO	YDS	AVG	LG	TD
Sept. 13	IND	17	41	2.4	16	0	3	46	15.3	22	0
Sept. 20	NE	15	89	5.9	18	0	3	27	9.0	11	0
Sept. 27	@MIA	11	16	1.5	9	0	1	10	10.0	10	1
Oct. 4	NYG					Inactive					
Oct. 11	@TEN					Inactive					
Oct. 18	CIN	17	90	5.3	33	1	2	4	2.0	3	0
Oct. 25	@JAC	18	68	3.8	17	0	2	36	18.0	22	0
Nov. 8	MIA	16	112	7.0	48	1	2	7	3.5	14	0
Nov. 12	@NYJ	19	112	5.9	16	0	5	47	9.4	17	0
Nov. 23	@NE	20	82	4.1	27	1	6	41	6.8	11	0
Nov. 29	@KC	19	70	3.7	12	0	3	31	10.3	17	1
Dec. 6	HOU	21	112	5.3	32	0	0	0	0.0	0	0
Dec. 13	@PHI	20	74	3.7	24	0	4	35	8.8	10	0
Dec. 20	@WAS	10	29	2.9	10	0	1	8	8.0	8	0
Dec. 27	DAL					Inactive					
Jan. 3	NYJ					Inactive					
TOTALS		32	292	9.1	22	2	203	895	4.4	48	3

2014 (W/PHILADELPHIA)

DATE	OPP	ATT	RUSHING				RECEIVING				
			YDS	AVG	LG	TD	NO	YDS	AVG	LG	TD
Sept. 7	JAC	21	74	3.5	19	0	6	41	6.8	12	0
Sept. 15	@IND	19	79	4.2	21	1	4	23	5.8	12	0
Sept. 21	WAS	19	22	1.2	9	0	0	0	0.0	0	0
Sept. 28	@SF	10	17	1.7	5	0	0	0	0.0	0	0
Oct. 5	STL	24	81	3.4	19	0	4	5	1.3	7	0
Oct. 12	NYG	22	149	6.8	28	0	2	5	2.5	3	0
Oct. 26	@ARI	20	83	4.2	13	0	3	14	4.7	8	0
Nov. 2	@HOU	24	117	4.9	26	0	1	6	6.0	6	0
Nov. 10	CAR	12	19	1.6	6	1	1	-2	-2.0	-2	0
Nov. 16	@GB	23	88	3.8	13	0	1	18	18.0	18	0
Nov. 23	TEN	21	130	6.2	53	1	1	1	1.0	1	0
Nov. 27	@DAL	25	159	6.4	38	1	0	0	0.0	0	0
Dec. 7	SEA	17	50	2.9	10	0	0	0	0.0	0	0
Dec. 14	DAL	16	64	4.0	14	0	1	1	1.0	1	0
Dec. 20	@WAS	22	88	4.0	22	1	3	28	9.3	18	0
Dec. 28	@NYG	17	99	5.8	23	0	1	15	15.0	15	0
TOTALS		312	1,319	4.2	53	5	28	155	5.5	18	0

2013 (W/PHILADELPHIA)

DATE	OPP	ATT	RUSHING				RECEIVING				
			YDS	AVG	LG	TD	NO	YDS	AVG	LG	TD
Sept. 9	@WAS	31	184	5.9	34	1	1	5	5.0	5	0
Sept. 15	SD	11	53	4.8	17	0	5	114	22.8	70	0
Sept. 19	KC	20	158	7.9	41	1	0	0	0.0	0	0
Sept. 29	@DEN	16	73	4.6	15	0	1	21	21.0	21	0
Oct. 6	@NYG	20	46	2.3	17	1	6	46	7.7	12	0
Oct. 13	@TB	25	116	4.6	19	0	2	55	27.5	44	0
Oct. 20	DAL	18	55	3.1	10	0	6	26	4.3	12	0
Oct. 27	NYG	15	48	3.2	9	0	4	17	4.3	7	0
Nov. 3	@OAK	12	44	3.7	17	0	4	36	9.0	25	1
Nov. 10	@GB	25	155	6.2	30	0	1	6	6.0	6	0
Nov. 17	WAS	20	77	3.9	16	2	4	73	18.3	49	0
Dec. 1	ARI	19	79	4.2	19	0	5	36	7.2	19	0
Dec. 8	DET	29	217	7.5	57	2	1	4	4.0	4	0
Dec. 15	@MIN	8	38	4.8	16	0	5	68	13.6	24	0
Dec. 22	CHI	18	133	7.4	19	2	6	29	4.8	16	0
Dec. 29	@DAL	27	131	4.9	20	0	1	3	3.0	3	1
TOTALS		314	1,607	5.1	57	9	52	539	10.4	49	2
PLAYOFFS											
DATE	OPP	ATT	YDS	AVG	LG	TD	NO	YDS	AVG	LG	TD
Jan. 4	NO	21	77	3.7	11	1	4	15	3.8	7	0
TOTALS		21	77	3.7	11	1	4	15	3.8	7	0

2012 (W/PHILADELPHIA)**RUSHING****RECEIVING**

DATE	OPP	ATT	YDS	AVG	LG	TD	NO	YDS	AVG	LG	TD
Sept. 9	@CLE	20	110	5.5	22	0	6	26	4.3	10	0
Sept. 16	BAL	25	81	3.2	20	1	2	8	4.0	5	0
Sept. 23	@ARI	13	70	5.4	14	0	3	8	2.7	5	0
Sept. 30	NYG	23	123	5.4	34	0	3	17	5.7	12	0
Oct. 7	@PIT	16	53	3.3	10	0	4	27	6.8	15	1
Oct. 14	DET	14	22	1.6	11	0	7	26	3.7	17	1
Oct. 28	ATL	16	45	2.8	10	1	3	22	7.3	11	1
Nov. 5	@NO	19	119	6.3	34	0	2	14	7.0	14	0
Nov. 11	DAL	16	82	5.1	23	0	4	20	5.0	12	0
Nov. 18	@WAS	15	45	3.0	9	0	6	67	11.2	25	0
Nov. 26	CAR										
Dec. 2	@DAL					Inactive					
Dec. 9	@TB					Inactive					
Dec. 13	CIN					Inactive					
Dec. 23	WAS	13	45	3.5	8	0	9	77	8.6	21	0
Dec. 30	@NYG	10	45	4.5	14	0	5	61	12.2	36	0
TOTALS		200	840	4.2	34	2	54	373	6.9	36	3

2011 (W/PHILADELPHIA)**RUSHING****RECEIVING**

DATE	OPP	ATT	YDS	AVG	LG	TD	NO	YDS	AVG	LG	TD
Sept. 11	@STL	15	122	8.1	49	1	2	15	7.5	8	1
Sept. 18	@ATL	18	95	5.3	23	2	4	21	5.3	10	0
Sept. 25	NYG	24	128	5.3	21	1	3	13	4.3	9	0
Oct. 2	SF	9	18	2.0	5	0	6	34	5.7	15	1
Oct. 9	@BUF	11	80	7.3	32	1	4	27	6.8	16	0
Oct. 16	@WAS	28	126	4.5	21	1	2	13	6.5	10	0
Oct. 30	DAL	30	185	6.2	34	2	2	15	7.5	16	0
Nov. 7	CHI	16	71	4.4	33	1	5	46	9.2	13	0
Nov. 13	ARI	14	81	5.8	29	1	3	12	4.0	9	0
Nov. 20	@NYG	23	113	4.9	60	0	3	2	0.7	3	0
Nov. 27	NE	10	31	3.1	22	1	4	30	7.5	11	0
Dec. 1	@SEA	17	84	4.9	20	1	4	49	12.3	24	1
Dec. 11	@MIA	27	38	1.4	11	2	3	33	11.0	26	0
Dec. 18	NYJ	18	102	5.7	33	3	2	-5	-2.5	1	0
Dec. 24	@DAL	13	35	2.7	11	0	1	10	10.0	10	0
Jan. 1	WAS					Inactive					
TOTALS		273	1,309	4.8	60	17	48	315	6.6	26	2

2010 (W/PHILADELPHIA)**RUSHING****RECEIVING**

DATE	OPP	ATT	YDS	AVG	LG	TD	NO	YDS	AVG	LG	TD
Sept. 12	GB	7	35	5.0	12	1	5	47	9.4	27	0
Sept. 19	@DET	16	120	7.5	46	3	4	8	2.0	8	0
Sept. 26	@JAC	11	54	4.9	18	0	2	7	3.5	5	0
Oct. 3	WAS	16	64	4.0	12	0	12	110	9.2	31	0
Oct. 10	@SF	18	92	5.1	29	1	5	46	9.2	17	0
Oct. 17	ATL	21	64	3.1	9	0	4	21	5.3	13	0
Oct. 24	@TEN	16	48	3.0	8	0	6	54	9.0	11	0
Nov. 7	IND	16	95	5.9	62	0	3	8	2.7	5	0
Nov. 15	@WAS	11	43	3.9	9	0	5	51	10.2	27	1
Nov. 21	NYG	14	111	7.9	50	1	5	29	5.8	17	0
Nov. 28	@CHI	10	53	5.3	18	0	8	67	8.4	21	0
Dec. 2	HOU	12	44	3.7	13	1	8	86	10.8	40	1
Dec. 12	@DAL	16	149	9.3	56	0	3	4	1.3	6	0
Dec. 19	@NYG	10	64	6.4	20	0	4	13	3.3	5	0
Dec. 28	MIN	13	44	3.4	10	0	4	41	10.3	28	0
Jan. 2	DAL					Inactive					
TOTALS		207	1,080	5.2	62	7	78	592	7.6	40	2
PLAYOFFS											
DATE	OPP	ATT	YDS	AVG	LG	TD	NO	YDS	AVG	LG	TD
Jan. 9	GB	12	46	3.8	9	0	4	36	9.0	16	0
TOTALS		12	46	3.8	9	0	4	36	9.0	16	0

2009 (W/PHILADELPHIA)				RUSHING				RECEIVING			
DATE	OPP	ATT	YDS	AVG	LG	TD	NO	YDS	AVG	LG	TD
Sept. 13	@CAR	9	46	5.1	11	0	1	1	1.0	1	0
Sept. 20	NO	5	18	3.6	11	0	4	37	9.3	19	0
Sept. 27	KC	20	84	4.2	15	1	1	9	9.0	9	0
Oct. 11	TB	6	14	2.3	9	0	2	15	7.5	10	0
Oct. 18	@OAK	5	13	2.6	8	0	0	0	0.0	0	0
Oct. 26	@WAS	14	37	2.6	11	0	5	30	6.0	15	0
Nov. 1	NYG	11	82	7.5	66	1	2	10	5.0	16	0
Nov. 8	DAL	13	54	4.2	17	0	5	61	12.2	45	0
Nov. 15	@SD	3	5	1.7	5	0	3	18	6.0	8	0
Nov. 22	@CHI	20	99	5.0	17	1	0	0	0.0	0	0
Nov. 29	WAS	17	76	4.5	19	0	4	25	6.3	8	0
Dec. 6	@ATL	6	2	0.3	4	0	3	24	8.0	14	0
Dec. 13	@NYG	10	28	2.8	11	0	4	26	6.5	10	0
Dec. 20	SF	9	48	5.3	8	1	3	8	2.7	11	0
Dec. 27	DEN	6	27	4.5	11	0	1	39	39.0	39	0
Jan. 3	@DAL	1	4	4.0	4	0	2	5	2.5	9	0
TOTALS		207	1,080	5.2	62	7	78	592	7.6	40	2
PLAYOFFS											
DATE	OPP	ATT	YDS	AVG	LG	TD	NO	YDS	AVG	LG	TD
Jan. 9	@DAL	5	24	4.8	14	0	1	9	9.0	9	0
TOTALS		5	24	4.8	14	0	1	9	9.0	9	0

#85

JAYDON MICKENS

WIDE RECEIVER

HT: 5-11 WT: 170

DOB: 4/21/94

NFL: 3RD YEAR

ACQ: FA, 2019

COLLEGE: WASHINGTON



ACQUIRED BY BUCS:

- X Signed to Tampa Bay's practice squad on December 19, 2019. Promoted to the active roster on December 24, 2019.

ORIGINALLY ENTERED NFL:

- X Originally entered the NFL college free agent with the Oakland Raiders on May 13, 2016.

CAREER HIGHLIGHTS:

- X Has played in 17 career games, catching six passes for 77 yards and two touchdowns, while also returning 13 punts for 346 yards (26.6 avg.) with one touchdown, along with eight kickoff returns for 169 yards.
- X Had career highs in receptions (four), receiving yards (61) and receiving touchdowns (two) against Houston (12/17/17).

- X Caught first career pass against L.A. Chargers (11/12/17).

- X Returned a punt for a 63-yard touchdown against Cincinnati (11/5/17).

- X Made NFL debut at Indianapolis Colts (10/22/17).

- X Spent the 2016 season on the Oakland Raiders' practice squad.

2019 HIGHLIGHTS:

- X Made Buccaneer debut in Week 17 against Atlanta (12/29).

COLLEGE/PERSONAL:

- X Played in 53 games, with 35 starts, totaling 203 receptions for 2,187 yards and 12 touchdowns.

- X Finished his career with second in school history in receptions and fifth in receiving yards.

- X Attended Dorsey High School (Los Angeles, California)

MICKENS' CAREER STATISTICS

YEAR	TEAM	GP	GS	RECEIVING				RUSHING					
				NO	YDS	AVG	LG	TD	ATT	YDS	AVG	LG	TD
2017	Jacksonville	10	0	6	77	12.8	41	2	0	0	-	-	0
2018	Jacksonville	6	0	0	0	-	-	0	0	0	-	-	0
2018	Tampa Bay	1	0	0	0	-	-	0	0	0	-	-	0
NFL Totals		38	36	6	77	12.8	41	2	0	0	-	-	0

ADDITIONAL STATS

Fumbles-Lost: 5-2 - 1-0 in 2018; 4-2 in 2017
Punt Return TD: 1 - 63-yard TD vs. CIN, 11/5/17
Misc. Tackles: 1 - 1 in 2017

#10 SCOTTY MILLER

WIDE RECEIVER

HT: 5-9 **WT:** 174

DOB: 7/31/97

NFL: 2ND YEAR

ACQ: D6, 2019

COLLEGE: BOWLING GREEN



ACQUIRED BY BUCS:

- X Selected in the sixth round (208th overall) of the 2019 NFL Draft by the Buccaneers.

2019 HIGHLIGHTS:

- X Inactive against San Francisco (9/8) and at Carolina (9/12).
- X Made NFL debut against N.Y. Giants (9/22).
- X Played in a reserve role at L.A. Rams (9/29).
- X At New Orleans (10/6), had an 18-yard rush.
- X Against Carolina at Tottenham Hotspur Stadium in London (10/13), caught three passes for 39 yards.
- X Played in a reserve role at Tennessee (10/27) and at Seattle (11/3).
- X Caught two passes for 33 yards against Arizona (11/10).

- X Against New Orleans (11/17), had four receptions for 71 yards, including a 48-yard reception.
- X Had an eight-yard reception at Atlanta (11/24).
- X Inactive at Jacksonville (12/1) and vs. Indianapolis (12/8), with a hamstring.
- X Returned to action at Detroit (12/15), catching three passes for 49 yards, including a 33-yard touchdown - the first of his career - before exiting with a hamstring injury.
- X Placed on Injured Reserve on December 17.

COLLEGE:

- X Started 34-of-45 career games at Bowling Green (2015-18), catching 215 passes for 2,868 yards for 23 touchdowns.
- X Finished his career tied for the third-most receptions in school history, while ranking third in receiving yards.

- X Earned All-MAC honors.
- X Started all 11 games as a senior (2018), recording a career-best 1,148 receiving yards, with a team-leading nine touchdown receptions, earning second-team All-MAC honors.
- X Named third-team All-MAC as a junior in 2017, leading the team in receptions (63) and yards (722) as a junior, to go along with four touchdown receptions.
- X As a sophomore (2016), caught 74 passes for 968 yards and 10 touchdowns, earning first-team All-MAC honors. He tied for 25th in the country in touchdown receptions.
- X Played in the final 10 games of his freshman season (2015), catching seven passes for 29 yards and returning 24 kickoffs for 457 yards.

PERSONAL/COMMUNITY:

- X Attended Barrington High School (Barrington, Illinois), where he was a two-time all-conference and two-time all-area selection.
- X In June 2019, rookies participated in Tampa's Police Department Citizen's Academy and visited MacDill's Air Force Base.

MILLER'S CAREER STATISTICS

YEAR	TEAM	RECEIVING							RUSHING					
		GP	GS	NO.	YDS	AVG	LG	TD	ATT	YDS	AVG	LG	TD	
2019	Tampa Bay	10	2	13	200	15.4	48	1	2	16	8.0	18	0	
NFL Totals		10	2	13	200	15.4	48	1	2	16	8.0	18	0	

MILLER'S GAME-BY-GAME STATISTICS

2019 DATE	OPP	RECEIVING							RUSHING				
		NO	YDS	AVG	LG	TD	ATT	YDS	AVG	LG	TD		
Sept. 8	SF												
Sept. 12	@CAR												
Sept. 22	NYG	0	0	-	-	0	0	0	-	-	0		
Sept. 29	@LAR	0	0	-	-	0	0	0	-	-	0		
Oct. 6	@NO	0	0	-	-	0	1	18	18.0	18	0		
Oct. 13	CAR	3	39	13.0	19	0	0	0	-	-	0		
Oct. 27	@TEN	0	0	-	-	0	0	0	-	-	0		
Nov. 3	@SEA	0	0	-	-	0	0	0	-	-	0		
Nov. 10	ARI	2	33	16.5	28	0	0	0	-	-	0		
Nov. 17	NO	4	71	17.8	48	0	0	0	-	-	0		
Nov. 24	@ATL	1	8	8.0	8	0	1	-2	-2.0	-2	0		
Dec. 1	@JAC												
Dec. 8	IND												
Dec. 15	@DET	3	49	16.3	33t	1	0	0	-	-	0		
Dec. 21	HOU												
Dec. 29	ATL												
TOTALS		13	200	15.4	48	2	2	16	8.0	18	0		

#51 KEVIN MINTER

LINEBACKER
HT: 6-0 **WT:** 246
DOB: 12/3/90
NFL: 8TH YEAR
ACQ: FA, 2018
COLLEGE: LSU



ACQUIRED BY BUCS:

- X Signed by Tampa Bay as a free agent on October 23, 2018.

ORIGINALLY ENTERED NFL:

- X Originally entered the NFL as a second-round pick (45th overall) of the Arizona Cardinals in the 2013 NFL Draft.

CAREER HIGHLIGHTS:

- X Played for Arizona (2012-13) and the Cincinnati Bengals (2017) before joining Tampa Bay.
- X Has played in 91 career regular season games, with 46 starts, registering 286 tackles (25 for loss), six sacks, six passes defended, one forced fumble, and one fumble recovery. Has added 10 special teams tackles.
- X Has also played in three postseason games, with two starts, recording eight tackles.
- X Posted a career-high 11 tackles against New Orleans (12/18/16).
- X Notched a career-high 1.5 sacks at San Francisco (10/6/16).
- X Tallied first career sack at Buffalo (9/25/16).
- X Registered first career forced fumble at Seattle (11/15/15).
- X Made first career start at N.Y. Giants (9/14/14), recording five tackles.
- X Made NFL debut at St. Louis (9/8/13).

2019 HIGHLIGHTS:

- X Played in all 16 games, with two starts, recording 29 tackles, including two for loss, and two passes defended. Added four tackles and a fumble recovery on special teams.
- X Played on special teams in season opener vs. San Francisco (9/8).

- X Took over in the first quarter for an injured Devin White in win at Carolina (9/12) and contributed eight tackles on defense, while adding one special teams tackle.
- X Started at inside linebacker vs. New York Giants (9/22), recording three tackles and one pass defended.
- X Tied for team lead with nine tackles, including two for loss, and recorded one pass defended in win at Los Angeles Rams (9/29).
- X Led team with 10 tackles in start at New Orleans (10/6).
- X Led team with 30 special teams snaps vs. Carolina (10/13), making one tackle and recovering a fumble.
- X Played in a reserve role at Tennessee (10/27).
- X Logged one special teams tackles at Seattle (11/3).
- X Led the team with 25 special teams snaps in win vs. Arizona (11/10).
- X Led team with 22 special teams snaps vs. New Orleans (11/17).
- X Played in a reserve role in win at Atlanta (11/24) and win at Jacksonville (12/1).
- X Led team with 25 special teams snaps in win vs. Indianapolis (12/8).
- X Played in a reserve role in win at Detroit (12/15).
- X Played on special teams vs. Houston (12/21).
- X Led team with two special teams tackles vs. Atlanta (12/29).

COLLEGE/PERSONAL/ COMMUNITY:

- X Played in 38 games at LSU (2009-12), starting the final 27, totaling 206 tackles (18.5 for loss), six passes defended, five sacks, two forced fumbles, one interception and one fumble recovery.
- X Declared for the NFL Draft following his redshirt junior season.
- X A Butkus Award finalist as a junior (2012), earning first-team All-America honors from Sports Illustrated and second-team accolades from The NFL

Draft Report and the Associated Press. Also named first-team All-SEC after leading LSU with 130 tackles, then the fourth-most in a season in team history.

- X Attended Peachtree Ridge High School (Suwanee, Georgia).
- X During the holiday season, Minter invited 60 kids from A Kid's Place to join him for pizza and a shopping spree. A Kid's Place is a unique program designed to support the foster care system by providing state of the art residential care for siblings.

MINTER'S CAREER STATISTICS

Year	Team	Tackles					INT					Fumbles			ST Tackles				
		GP	GS	T	S	A	Sk	Yds	No	Yds	Lg	TD	PD	FF	FR	Yds	T	S	A
2013	Arizona	13	0	0	0	0	0.0	0.0	0	0	0	0	0	0	0	0	4	4	0
2014	Arizona	16	5	44	39	5	1.0	1.0	0	0	0	0	0	0	0	0	0	0	0
2015	Arizona	16	16	94	72	22	0.5	3.5	0	0	0	0	2	1	0	0	0	0	0
2016	Arizona	16	16	81	59	22	3.5	28.0	0	0	0	0	2	0	0	0	0	0	0
2017	Cincinnati	9	7	32	16	16	0.0	0.0	0	0	0	0	0	0	0	0	0	0	0
2018	Tampa Bay	5	0	6	6	0	1.0	8.0	0	0	0	0	0	0	0	4	2	2	
2019	Tampa Bay	16	2	29	17	12	0.0	0.0	0	0	0	0	2	0	1	0	5	4	1
NFL Totals		91	46	286	209	77	6.0	40.5	0	0	0	0	6	1	1	0	13	10	3
PLAYOFFS																			

Year	Team	Tackles					INT					Fumbles			ST Tackles				
		GP	GS	T	S	A	Sk	Yds	No	Yds	Lg	TD	PD	FF	FR	Yds	T	S	A
2014	Arizona	1	0	2	2	0	0.0	0.0	0	0	0	0	0	0	0	0	0	0	0
2015	Arizona	2	2	12	6	6	0.0	0.0	0	0	0	0	0	0	0	0	0	0	0
Postseason		3	2	14	8	6	0.0	0.0	0	0	0	0	0	0	0	0	0	0	0

SINGLE-GAME HIGHS

Tackles: 11, vs. New Orleans, 12/18/16 (w/Arizona)
Passes Defended: 2, vs. New Orleans, 12/18/16 (w/Arizona)
Sacks: 1.5, at San Francisco, 10/6/16 (w/Arizona)
Forced Fumbles: 1, at Seattle, 11/15/15 (w/Arizona)

MINTER'S GAME-BY-GAME STATISTICS

FRONT OFFICE

VETERANS

2019 REVIEW

HISTORY

RECORDS

SIDELINES

2019

DATE	OPP	TACKLES						INTERCEPTIONS					FUMBLES			ST TACKLES			
		T	S	A	TFL	SK	YDS	QH	NO	YDS	LG	TD	PD	FF	FR	YDS	T	S	A
Sept. 8	SF	0	0	0	0	0.0	0.0	0	0	0	0	0	0	0	0	0	0	0	0
Sept. 12	@CAR	8	4	4	0	0.0	0.0	1	0	0	0	0	0	0	0	0	1	0	1
Sept. 22	NYG	2	1	1	0	0.0	0.0	0	0	0	0	0	1	0	0	0	0	0	0
Sept. 29	@LAR	9	5	4	2	0.0	0.0	0	0	0	0	0	1	0	0	0	0	0	0
Oct. 6	@NO	10	7	3	0	0.0	0.0	0	0	0	0	0	0	0	0	0	0	0	0
Oct. 13	CAR	0	0	0	0	0.0	0.0	0	0	0	0	0	0	0	1	0	1	1	0
Oct. 27	@TEN	0	0	0	0	0.0	0.0	0	0	0	0	0	0	0	0	0	0	0	0
Nov. 3	@SEA	0	0	0	0	0.0	0.0	0	0	0	0	0	0	0	0	0	1	1	0
Nov. 10	ARI	0	0	0	0	0.0	0.0	0	0	0	0	0	0	0	0	0	0	0	0
Nov. 17	NO	0	0	0	0	0.0	0.0	0	0	0	0	0	0	0	0	0	0	0	0
Nov. 24	@ATL	0	0	0	0	0.0	0.0	0	0	0	0	0	0	0	0	0	0	0	0
Dec. 1	@JAC	0	0	0	0	0.0	0.0	0	0	0	0	0	0	0	0	0	0	0	0
Dec. 8	IND	0	0	0	0	0.0	0.0	0	0	0	0	0	0	0	0	0	0	0	0
Dec. 15	@DET	0	0	0	0	0.0	0.0	0	0	0	0	0	0	0	0	0	0	0	0
Dec. 21	HOU	0	0	0	0	0.0	0.0	0	0	0	0	0	0	0	0	0	0	0	0
Dec. 29	ATL	0	0	0	0	0.0	0.0	0	0	0	0	0	0	0	0	0	2	2	0
TOTALS		29	17	12	2	0.0	0.0	1	0	0	0	0	2	0	1	0	5	4	1

2018 (W/ARIZONA)

DATE	OPP	TACKLES						INTERCEPTIONS					FUMBLES			ST TACKLES			
		T	S	A	TFL	SK	YDS	QH	NO	YDS	LG	TD	PD	FF	FR	YDS	T	S	A
Sept. 9	WAS	7	5	2	0	0	0	1	0	0	0	0	0	0	0	0	0	0	0
Sept. 16	@LAR	1	1	0	0	0	0	0	0	0	0	0	0	0	0	0	0	0	0
Sept. 23	CHI	0	0	0	0	0	0	0	0	0	0	0	0	0	0	0	0	0	0
Sept. 30	SEA	5	5	0	0	0	0	0	0	0	0	0	0	1	0	0	1	1	0
Oct. 7	@SF	0	0	0	0	0	0	0	0	0	0	0	0	0	0	0	0	0	0
Oct. 14	@MIN	0	0	0	0	0	0	0	0	0	0	0	0	0	0	0	0	0	0
Oct. 18	DEN	0	0	0	0	0	0	0	0	0	0	0	0	0	0	0	0	0	0
Oct. 28	SF	5	4	1	0	0	0	0	0	0	0	0	0	0	0	0	0	0	0
Nov. 11	@KC	0	0	0	0	0	0	0	0	0	0	0	0	0	0	0	1	1	0
Nov. 18	OAK	1	0	1	0	0	0	0	0	0	0	0	0	0	0	0	0	0	0
Nov. 25	@LAC								Inactive										
Dec. 2	@GB								Inactive										
Dec. 9	DET								Inactive										
Dec. 16	@ATL	3	2	1	0	0	0	0	0	0	0	0	0	0	0	0	0	0	0
Dec. 23	LAR	7	7	0	0	0	0	0	0	0	0	0	0	0	1	4	0	0	0
Dec. 30	@SEA	7	4	3	1	1	8	1	0	0	0	0	0	0	0	0	0	0	0
TOTALS		36	28	8	1	1.0	8.0	2	0	0	28T	0	0	1	1	4	2	2	0

2017 (W/CINCINNATI)

DATE	OPP	TACKLES						INTERCEPTIONS					FUMBLES			ST TACKLES			
		T	S	A	TFL	SK	YDS	QH	NO	YDS	LG	TD	PD	FF	FR	YDS	T	S	A
Sept. 10	BAL	10	4	6	0	0.0	0.0	0	0	0	0	0	0	0	0	0	0	0	0
Sept. 14	HOU	2	1	1	0	0.0	0.0	0	0	0	0	0	0	0	0	0	0	0	0
Sept. 24	@GB	5	2	3	0	0.0	0.0	0	0	0	0	0	0	0	0	0	0	0	0
Oct. 1	@CLE	0	0	0	0	0.0	0.0	0	0	0	0	0	0	0	0	0	0	0	0
Oct. 8	BUF	5	4	1	0	0.0	0.0	0	0	0	0	0	0	0	0	0	0	0	0
Oct. 22	@PIT	2	1	1	0	0.0	0.0	0	0	0	0	0	0	0	0	0	0	0	0
Oct. 29	IND								Inactive										
Nov. 5	@JAC								Inactive										
Nov. 12	@TEN								Inactive										
Nov. 19	@DEN								Inactive										
Nov. 26	CLE	2	0	2	0	0.0	0.0	0	0	0	0	0	0	0	0	0	0	0	0
Dec. 4	PIT	4	3	1	0	0.0	0.0	0	0	0	0	0	0	0	0	0	0	0	0
Dec. 10	CHI	2	1	1	0	0.0	0.0	0	0	0	0	0	0	0	0	0	0	0	0
Dec. 17	@MIN								Injured Reserve										
Dec. 24	DET								Injured Reserve										
Dec. 31	@BAL								Injured Reserve										
TOTALS		32	16	16	0	0.0	0.0	0	0	0	0	0	0	0	0	0	0	0	0

2016 (W/ARIZONA)

DATE	OPP	TACKLES						INTERCEPTIONS				FUMBLES			ST TACKLES				
		T	S	A	TFL	SK	YDS	QH	NO	YDS	LG	TD	PD	FF	FR	YDS	T	S	A
Sept. 11	NE	7	6	1	1	0.0	0.0	0	0	0	0	0	0	0	0	0	0	0	0
Sept. 18	TB	2	2	0	0	0.0	0.0	0	0	0	0	0	0	0	0	0	0	0	0
Sept. 25	@BUF	4	4	0	1	1.0	13.0	1	0	0	0	0	0	0	0	0	0	0	0
Oct. 2	LAR	5	4	1	1	0.0	0.0	0	0	0	0	0	0	0	0	0	0	0	0
Oct. 6	@SF	9	5	4	0	1.5	5.0	2	0	0	0	0	0	0	0	0	0	0	0
Oct. 17	NYJ	3	3	0	0	0.0	0.0	0	0	0	0	0	0	0	0	0	0	0	0
Oct. 23	SEA	7	6	1	2	0.0	0.0	0	0	0	0	0	0	0	0	0	0	0	0
Oct. 30	@CAR	9	2	7	0	0.0	0.0	0	0	0	0	0	0	0	0	0	0	0	0
Nov. 13	SF	3	3	0	0	0.0	0.0	0	0	0	0	0	0	0	0	0	0	0	0
Nov. 20	@MIN	6	5	1	1	0.0	0.0	1	0	0	0	0	0	0	0	0	0	0	0
Nov. 27	@ATL	2	2	0	0	0.0	0.0	0	0	0	0	0	0	0	0	0	0	0	0
Dec. 4	WAS	5	3	2	1	1.0	10.0	1	0	0	0	0	0	0	0	0	0	0	0
Dec. 11	@MIA	0	0	0	0	0.0	0.0	1	0	0	0	0	0	0	0	0	0	0	0
Dec. 18	NO	11	10	1	0	0.0	0.0	0	0	0	0	0	2	0	0	0	0	0	0
Dec. 24	@SEA	2	1	1	0	0.0	0.0	1	0	0	0	0	0	0	0	0	0	0	0
Jan. 1	@LAR	6	3	3	2	0.0	0.0	0	0	0	0	0	0	0	0	0	0	0	0
TOTALS		81	59	22	9	3.5	28.0	7	0	0	0	0	2	0	0	0	0	0	0

2015 (W/ARIZONA)

DATE	OPP	TACKLES						INTERCEPTIONS				FUMBLES			ST TACKLES					
		T	S	A	TFL	SK	YDS	QH	NO	YDS	LG	TD	PD	FF	FR	YDS	T	S	A	
Sept. 13	NO	7	5	2	1	0.0	0.0	0	0	0	0	0	0	0	0	0	0	0	0	
Sept. 20	@CHI	4	4	0	0	0.0	0.0	0	0	0	0	0	0	0	0	0	0	0	0	
Sept. 27	SF	8	7	1	2	0.0	0.0	0	0	0	0	0	0	0	0	0	0	0	0	
Oct. 4	STL	2	1	1	1	0.0	0.0	0	0	0	0	0	0	0	0	0	0	0	0	
Oct. 11	@DET	9	7	2	2	0.0	0.0	1	0	0	0	0	1	0	0	0	0	0	0	
Oct. 18	@PIT	4	3	1	1	0.0	0.0	0	0	0	0	0	0	0	0	0	0	0	0	
Oct. 26	BAL	6	4	2	0	0.0	0.0	0	0	0	0	0	0	0	0	0	0	0	0	
Nov. 1	@CLE	7	5	2	1	0.0	0.0	2	0	0	0	0	0	0	0	0	0	0	0	
Nov. 15	@SEA	4	2	2	0	0.0	0.0	0	0	0	0	0	0	1	0	0	0	0	0	
Nov. 22	CIN	10	7	3	0	0.0	0.0	1	0	0	0	0	0	0	0	0	0	0	0	
Nov. 29	@SF	7	5	2	0	0.5	3.5	1	0	0	0	0	0	0	0	0	0	0	0	
Dec. 6	@STL	4	3	1	0	0.0	0.0	1	0	0	0	0	0	0	0	0	0	0	0	
Dec. 10	MIN	3	3	0	0	0.0	0.0	0	0	0	0	0	0	0	0	0	0	0	0	
Dec. 20	@PHI	6	6	0	0	0.0	0.0	0	0	0	0	0	0	0	0	0	0	0	0	
Dec. 27	GB	8	6	2	0	0.0	0.0	0	0	0	0	0	0	0	0	0	0	0	0	
Jan. 3	SEA	5	4	1	0	0.0	0.0	0	0	0	0	0	1	0	0	0	0	0	0	
TOTALS		94	72	22	8	0.5	3.5	6	0	0	0	0	2	1	0	0	0	0	0	
PLAYOFFS																				
Jan. 16	GB	4	4	0	1	0.0	0.0	0	0	0	0	0	0	0	0	0	0	0	0	
Jan. 24	@CAR	8	2	6	1	0.0	0.0	0	0	0	0	0	0	0	0	0	0	0	0	
TOTALS		12	6	6	2	0.0	0.0	0	0	0	0	0	0	0	0	0	0	0	0	

2014 (W/ARIZONA)

DATE	OPP	TACKLES						INTERCEPTIONS				FUMBLES			ST TACKLES					
		T	S	A	TFL	SK	YDS	QH	NO	YDS	LG	TD	PD	FF	FR	YDS	T	S	A	
Sept. 8	SD	3	3	0	0	0.0	0.0	0	0	0	0	0	0	0	0	0	0	0	0	
Sept. 14	@NYG	5	2	3	0	0.0	0.0	0	0	0	0	0	0	0	0	0	0	0	0	
Sept. 21	SF	2	2	0	0	0.0	0.0	0	0	0	0	0	0	0	0	0	0	0	0	
Oct. 5	@DEN	3	3	0	1	0.0	0.0	0	0	0	0	0	0	0	0	0	0	0	0	
Oct. 12	WAS	0	0	0	0	0.0	0.0	0	0	0	0	0	0	0	0	0	0	0	0	
Oct. 19	@OAK	4	4	0	0	0.0	0.0	0	0	0	0	0	0	0	0	0	0	0	0	
Oct. 26	PHI	3	3	0	0	0.0	0.0	0	0	0	0	0	0	0	0	0	0	0	0	
Nov. 2	@DAL	0	0	0	0	0.0	0.0	0	0	0	0	0	0	0	0	0	0	0	0	
Nov. 9	STL	1	1	0	0	0.0	0.0	0	0	0	0	0	0	0	0	0	0	0	0	
Nov. 16	DET	2	2	0	0	0.0	0.0	0	0	0	0	0	0	0	0	0	0	0	0	
Nov. 23	@SEA	5	4	1	2	1.0	1.0	1	0	0	0	0	0	0	0	0	0	0	0	
Nov. 30	@ATL	0	0	0	0	0.0	0.0	1	0	0	0	0	0	0	0	0	0	0	0	
Dec. 7	KC	3	2	1	0	0.0	0.0	1	0	0	0	0	0	0	0	0	0	0	0	
Dec. 11	@STL	3	3	0	0	0.0	0.0	0	0	0	0	0	0	0	0	0	0	0	0	
Dec. 21	SEA	4	4	0	1	0.0	0.0	0	0	0	0	0	0	0	0	0	0	0	0	
Dec. 28	SF	6	6	0	1	0.0	0.0	0	0	0	0	0	0	0	0	0	0	0	0	
TOTALS		44	39	5	5	1.0	1.0	3	0	0	0	0	0	0	0	0	0	0	0	
PLAYOFFS																				
Jan. 3	@CAR	2	2	0	0	0.0	0.0	0	0	0	0	0	0	0	0	0	0	0	0	
TOTALS		2	2	0	0	0.0	0.0	0	0	0	0	0	0	0	0	0	0	0	0	

#16

BRYANT MITCHELL

WIDE RECEIVER

HT: 6-2 WT: 198

DOB: 8/16/92

NFL: 2ND YEAR

ACQ: FA, 2019

COLLEGE: NORTHWESTERN STATE



ACQUIRED BY BUCS:

- X Signed by Tampa Bay on May 17, 2019.

ORIGINALLY ENTERED NFL:

- X Signed by Arizona as a free agent on May 10, 2019.

CAREER HIGHLIGHTS:

- X Spent the previous three seasons in the CFL with the Edmonton Eskimos (2016-18).
- X Played in 19 career games with the Eskimos, hauling in 97 receptions for 1,418 yards and six touchdowns. Also recorded three career carries for 38 yards rushing.
- X Set single-season CFL career bests in 2018 with 60 receptions and 867 yards receiving, while also matching his career high with three receiving touchdowns.
- X His 60 receptions in 2018 ranked second on the team.

2019 HIGHLIGHTS:

- X Spent the season on Injured Reserve.

COLLEGE/PERSONAL/COMMUNITY:

- X Played two seasons at Northwestern State, totaling 53 receptions for 564 yards and five touchdowns over 24 games played.

- X Recorded 20 receptions for 244 yards and three touchdowns as a senior (2014) in 12 games.

- X Appeared in 12 games, making five starts, as a junior (2013), while notching 33 receptions for 320 yards and two touchdowns.

- X Prior to transferring to Northwestern State, played one season at Southwestern College (2012).

- X Helped lead Southwestern College to a 10-1 record and a conference championship in lone season with the team, tallying 59 receptions for 1,043 yards and nine touchdowns over 11 games played.

- X Also competed in track and field while attending Southwestern College.

- X Two-year letter winner in both football and basketball and a one-year letter winner in track and field at Mt. Miguel High School (La Presa, CA).

- X Born in San Diego, CA on August 16, 1992.

- X In June 2019, rookies participated in Tampa's Police Department Citizen's Academy and visited MacDill's Air Force Base.

- X Mitchell was an active member of the team's social justice initiatives participating in four events throughout the year.

FRONT OFFICE

VETERANS

2019 REVIEW

HISTORY

RECORDS

SIDELINES

#23

SEAN MURPHY-BUNTING

CORNERBACK

HT: 6-0 WT: 195

DOB: 6/19/97

NFL: 2ND YEAR

ACQ: D2, 2019

COLLEGE: CENTRAL MICHIGAN

**ACQUIRED BY BUCS:**

- X Selected in the second round (39th overall) of the 2019 NFL Draft by the Buccaneers.

2019 HIGHLIGHTS:

- X Played in all 16 games, with 10 starts, recording 43 tackles, including one for loss, one sack, a team-leading three interceptions (one returned for touchdown), eight passes defended and one forced fumble. Added once tackle on special teams.
- X His three interceptions tied for the most among NFL rookies.
- X Made NFL debut in a reserve role in season opener vs. San Francisco (9/8).
- X Played a team-high 25 special teams snaps in win at Carolina (9/12) and recorded his first career special teams tackle.
- X Recorded one tackle vs. New York Giants (9/22).
- X Played in a reserve role in win at Los Angeles Rams (9/29), recording one pass defended.
- X Registered first career interception (Teddy Bridgewater) to go along with five tackles at New Orleans (10/6).
- X Made first career start as primary nickelback vs. Carolina (10/13).



- X Posted two tackles and one pass defended in a reserve role at Tennessee (10/27).
- X Played every defensive snap in start at Seattle (11/3), recording three tackles.
- X Played every defensive snap for second consecutive game in win vs. Arizona (11/10), recording three tackles, including one for loss.
- X Started vs. New Orleans (11/17) and recorded five tackles and one pass defended.
- X Led team with nine tackles in start at Atlanta (11/24).
- X Killed a fourth-quarter Jacksonville (12/1) drive with an interception in the end zone to help preserve win.
- X Posted two tackles in a Buccaneers win over Indianapolis (12/8).
- X Playing in his native Michigan, recorded first career touchdown when he returned an interception 70 yards, to go along with a team-leading eight tackles, in win at Detroit (12/15).
- X Recorded first career sack (Deshaun Watson) and first career forced fumble to go along four tackles and one pass defended in start vs. Houston (12/21).
- X Registered two tackles in start vs. Atlanta (12/29).

COLLEGE:

- X Played in 38 career games at Central Michigan (2016-18), starting 25, totaling 104 tackles (3.5 for loss), 15 passes defended, seven interceptions, four forced fumbles and a fumble recovery.
- X Named first-team All-Mid-American Conference and Chippewas' Defensive Player of the Year as a junior (2018), starting 11-of-12 games, recording 37 tackles (three for loss), five passes

defensed, two forced fumbles and a team-leading two interceptions.

- X Started all 13 games as a sophomore (2017), registering 49 tackles, five passes defensed, five interceptions, two forced fumbles and a fumble recovery. His five interceptions tied for the second-most in the MAC, trailing only teammate Josh Cox.
- X As a true freshman (2016), played in all 13 games, with one start, notching 18

tackles, five passes defensed and two interceptions.

PERSONAL/COMMUNITY:

- X Attended Chippewa Valley High School (Macomb, Michigan).
- X In June 2019, rookies participated in Tampa's Police Department Citizen's Academy and visited MacDill's Air Force Base.

MURPHY BUNTING'S CAREER STATISTICS

Year	Team	GP	GS	Tackles					INT			Fumbles				ST Tackles			
				T	S	A	Sk	Yds	No	Yds	Lg	TD	PD	FF	FR	Yds	T	S	A
2019	Tampa Bay	16	10	43	36	7	1.0	7.0	3	88	70t	1	8	1	0	0	1	1	0
NFL Totals		16	10	43	36	7	1.0	7.0	3	88	70t	1	8	1	0	0	1	1	0

MURPHY-BUNTING'S GAME-BY-GAME STATISTICS

2019

DATE	OPP	TACKLES							INTERCEPTIONS				FUMBLES				ST TACKLES		
		T	S	A	TFL	SK	YDS	QH	NO	YDS	LG	TD	PD	FF	FR	YDS	T	S	A
Sept. 8	SF	0	0	0	0	0.0	0.0	0	0	0	0	0	0	0	0	0	0	0	0
Sept. 12	@CAR	0	0	0	0	0.0	0.0	0	0	0	0	0	0	0	0	0	1	1	0
Sept. 22	NYG	1	1	0	0	0.0	0.0	0	0	0	0	0	0	0	0	0	0	0	0
Sept. 29	@LAR	0	0	0	0	0.0	0.0	0	0	0	0	0	1	0	0	0	0	0	0
Oct. 6	@NO	4	3	1	0	0.0	0.0	0	1	14	14	0	1	0	0	0	0	0	0
Oct. 13	CAR	0	0	0	0	0.0	0.0	0	0	0	0	0	0	0	0	0	0	0	0
Oct. 27	@TEN	2	2	0	0	0.0	0.0	0	0	0	0	0	1	0	0	0	0	0	0
Nov. 3	@SEA	3	2	1	0	0.0	0.0	0	0	0	0	0	0	0	0	0	0	0	0
Nov. 10	ARI	3	2	1	1	0.0	0.0	0	0	0	0	0	0	0	0	0	0	0	0
Nov. 17	NO	5	5	0	0	0.0	0.0	0	0	0	0	0	1	0	0	0	0	0	0
Nov. 24	@ATL	9	7	2	0	0.0	0.0	0	0	0	0	0	1	0	0	0	0	0	0
Dec. 1	@JAC	0	0	0	0	0.0	0.0	0	1	4	4	0	2	0	0	0	0	0	0
Dec. 8	IND	2	1	1	0	0.0	0.0	0	0	0	0	0	0	0	0	0	0	0	0
Dec. 15	@DET	8	8	0	0	0.0	0.0	0	1	70	70t	1	1	0	0	0	0	0	0
Dec. 21	HOU	4	4	0	0	1.0	7.0	0	0	0	0	0	1	1	0	0	0	0	0
Dec. 29	ATL	2	1	1	0	0.0	0.0	0	0	0	0	0	0	0	0	0	0	0	0
TOTALS		43	36	7	0	1.0	7.0	0	2	88	70t	1	8	1	0	0	1	1	0

#98

ANTHONY NELSON

OUTSIDE LINEBACKER

HT: 6-7 WT: 271

DOB: 3/4/97

NFL: 2ND YEAR

ACQ: D4, 2019

COLLEGE: IOWA



ACQUIRED BY BUCS:

- X Selected in the fourth round (107th overall) of the 2019 NFL Draft by the Buccaneers.

2019 HIGHLIGHTS:

- X Played in nine games, with one start, as a rookie, recording eight tackles, one forced fumble and one pass defended.
- X Made NFL debut in a reserve role in season opener vs. San Francisco (9/8).
- X Played in a reserve role in win at Carolina (9/12), contributing one tackle, one pass defended and a forced fumble (Cam Newton), which was recovered by the Buccaneers.
- X Registered three tackles in a reserve role vs. New York Giants (9/22).
- X Made first career start and recorded one tackle in win at Los Angeles Rams (9/29).
- X Recorded one tackle at New Orleans (10/6).
- X Played in a reserve role vs. Carolina (10/13).
- X Notched one tackle in a reserve role at Tennessee (10/27).
- X Played in a reserve role at Seattle (11/3) before leaving the game with a hamstring injury.
- X Inactive Weeks 10-15 with hamstring injury.
- X Returned to action in Week 17 and recorded one tackle vs. Atlanta (12/29).

COLLEGE:

- X Played in 37 games at Iowa (2015-18), totaling 119 tackles (31 for loss), 23.0 sacks, seven passes defended, four forced fumbles and one fumble recovery, which was recovered in the end zone for a touchdown.

- X Three-time Academic All-Big Ten selection
- X Posted 9.5 sacks as a redshirt junior (2018), tied for the second-most in the Big Ten and tied for the 17th-most in the FBS, while adding 45 tackles (13.5 for loss).
- X Named second-team All-Big-Ten by the league's media, while earning third-team honors from Phil Steele and the league's coaches.
- X In 2017, as a redshirt sophomore (2017), recorded 41 tackles (9.5 for loss), 7.5 sacks, four passes defended, two forced fumbles and a blocked field goal, earning third-team All-Big Ten honors from the league's media and honorable mention from the league's coaches.
- X Played in all 13 games as a redshirt freshman (2016), registering 33 tackles (eight for loss), 7.0 sacks, two forced fumbles and a pass defended.
- X Redshirted in 2015.

PERSONAL/COMMUNITY:

- X Attended Waukee High School (Urbandale, Iowa), where he earned Class 4A Western Iowa Defensive Player of the Year as a senior was named to the Des Moines Register Elite all-state team as a senior and first-team all-state by Iowa Newspaper.
- X Son of Christy and Jeff Nelson.
- X Father, Jeff, played football at Iowa.
- X In June 2019, rookies participated in Tampa's Police Department Citizen's Academy and visited MacDill's Air Force Base.
- X Nelson participated in the Linebackers Light Up the Holidays event as part of the 2019 holiday season, helping surprise a group of children with a shopping spree at Target.

NELSON'S CAREER STATISTICS

Year	Team	GP	GS	Tackles			Sk	Yds	INT				Fumbles			ST Tackles			
				T	S	A			No	Yds	Lg	TD	PD	FF	FR	Yds	T	S	A
2019	Tampa Bay	9	1	8	1	7	0.0	0.0	0	0	0	0	1	1	0	0	0	0	0
NFL Totals		9	1	8	1	7	0.0	0.0	0	0	0	0	1	1	0	0	0	0	0

NELSON'S GAME-BY-GAME STATISTICS

2019

DATE	OPP	TACKLES							INTERCEPTIONS					FUMBLES			ST TACKLES		
		T	S	A	TFL	SK	YDS	QH	NO	YDS	LG	TD	PD	FF	FR	YDS	T	S	A
Sept. 8	SF	0	0	0	0	0.0	0.0	0	0	0	0	0	0	0	0	0	0	0	0
Sept. 12	@CAR	1	0	1	0	0.0	0.0	0	0	0	0	0	1	1	0	0	0	0	0
Sept. 22	NYG	3	0	3	0	0.0	0.0	0	0	0	0	0	0	0	0	0	0	0	0
Sept. 29	@LAR	1	0	1	0	0.0	0.0	0	0	0	0	0	0	0	0	0	0	0	0
Oct. 6	@NO	1	1	0	0	0.0	0.0	0	0	0	0	0	0	0	0	0	0	0	0
Oct. 13	CAR	0	0	0	0	0.0	0.0	0	0	0	0	0	0	0	0	0	0	0	0
Oct. 27	@TEN	1	0	1	0	0.0	0.0	0	0	0	0	0	0	0	0	0	0	0	0
Nov. 3	@SEA	0	0	0	0	0.0	0.0	0	0	0	0	0	0	0	0	0	0	0	0
Nov. 10	ARI								Inactive										
Nov. 17	NO								Inactive										
Nov. 24	@ATL								Inactive										
Dec. 1	@JAC								Inactive										
Dec. 8	IND								Inactive										
Dec. 15	@DET								Inactive										
Dec. 21	HOU								Did Not P;ay										
Dec. 29	ATL	1	0	1	0	0.0	0.0	0	0	0	0	0	0	0	0	0	0	0	0
TOTALS		8	1	7	0	0.0	0.0	0	0	0	0	0	1	1	0	0	0	0	0

#56

RAKEEM NUÑEZ-ROCHES

DEFENSIVE LINEMAN

HT: 6-2 WT: 307

DOB: 3/4/97

NFL: 6TH YEAR

ACQ: FA, 2018

COLLEGE: SOUTHERN MISS

**ACQUIRED BY BUCS:**

- X Signed by Tampa Bay as a free agent on October 2, 2018.

ORIGINALLY ENTERED NFL:

- X Originally entered the NFL as a sixth-round pick (217th overall) of the Kansas City Chiefs in the 2015 NFL Draft.

CAREER HIGHLIGHTS:

- X Played for Kansas City (2015-17) and spent time in the 2018 offseason with the Indianapolis Colts.
- X Has played in 53 career regular season games, with 16 starts, registering 62 tackles (six for loss), 1.5 sacks and one fumble recovery.
- X Registered first career sack against Oakland (12/8/16).
- X Made first career start at Carolina (11/13/16), recording four tackles (two for loss) and a sack.
- X Made NFL debut at Minnesota (10/18/15).

2019 HIGHLIGHTS:

- X Saw action in all 16 games in a reserve role, recording nine tackles and a fumble recovery, while adding depth to the NFL's top-ranked run defense.
- X Played in a reserve role in season opener vs. San Francisco (9/8) and win at Carolina (9/12).
- X Recorded first career fumble recovery vs. New York Giants (9/22).
- X Logged two tackles, including one for loss, in win at Los Angeles Rams (9/29).
- X Registered one tackle at New Orleans (10/6).
- X Posted one tackle vs. Carolina (10/13).
- X Played in a reserve role at Tennessee (10/27) and at Seattle (11/3).

- X Played in a reserve role in win vs. Arizona (11/10).
- X Notched one tackle in a reserve role vs. New Orleans (11/17).
- X Posted one tackle and a quarterback hit in win at Atlanta (11/24).
- X Saw action in a reserve role in wins at Jacksonville (12/1), vs. Indianapolis (12/8) and at Detroit (12/15).
- X Registered one tackle vs. Houston (12/21).
- X Logged one tackle vs. Atlanta (12/29).

COLLEGE/PERSONAL/COMMUNITY:

- X Started 24-of-31 games at Southern Miss (2011-14), recording 105 tackles (22.0 for loss), 4.0 sacks, a forced fumble and a blocked field goal.
- X Declared for the NFL draft following his redshirt junior season.
- X Named first-team All-Conference USA following his redshirt junior year (2014), starting all 11 games, with 58 tackles and 3.0 sacks.
- X Took a medical redshirt in 2013.
- X Honorable mention All-Conference USA as a sophomore (2012), starting 11-of-12 games, with 37 tackles and one sack.
- X Earned Conference USA All-freshman team honors in 2011.
- X Majored in biological sciences.
- X Attended Central High School (Phenix City, Alabama).
- X Son of Stephanie Worthy and Bobby Smith
- X His wife serves in the Air Force, while his father and three cousins served in the Army and an additional cousin serves in the Navy.
- X A native of Dangriga, Belize.

X Nunez-Roches, along with the defensive lineman hosted the 8th annual "D-Line Delivers Christmas". Local families were

surprised with a tour of AdventHealth Training Center, dinner with D-Line, and a shopping spree at Target.

NUNEZ-ROCHES' CAREER STATISTICS

Year	Team	Tackles						INT				Fumbles			ST Tackles				
		GP	GS	T	S	A	Sk	Yds	No	Yds	Lg	TD	PD	FF	FR	Yds	T	S	A
Kansas City		7	0	4	4	0	0.0	0	0	0	0	0	0	0	0	0	0	0	0
Kansas City		11	5	23	14	9	1.0	0	0	0	0	0	0	0	0	0	0	0	
Kansas City		16	11	24	13	11	0.5	0	0	0	0	0	0	0	0	0	0	0	
Tampa Bay		3	0	2	2	0	0.0	0	0	0	0	0	0	0	0	0	0	0	
Tampa Bay		16	0	9	5	4	0.0	0	0	0	0	0	0	1	0	0	0	0	
NFL Totals		53	16	62	38	24	1.5	0.0	0	0	0	0	0	0	1	0	0	0	

NUNEZ-ROCHES' GAME-BY-GAME STATISTICS

2019

DATE	OPP	TACKLES							INTERCEPTIONS					FUMBLES			ST TACKLES		
		T	S	A	TFL	SK	YDS	QH	NO	YDS	LG	TD	PD	FF	FR	YDS	T	S	A
Sept. 8	SF	0	0	0	0	0.0	0.0	0	0	0	0	0	0	0	0	0	0	0	0
Sept. 12	@CAR	0	0	0	0	0.0	0.0	0	0	0	0	0	0	0	0	0	0	0	0
Sept. 22	NYG	1	0	1	0	0.0	0.0	0	0	0	0	0	0	0	1	0	0	0	0
Sept. 29	@LAR	2	2	0	1	0.0	0.0	0	0	0	0	0	0	0	0	0	0	0	0
Oct. 6	@NO	1	1	0	0	0.0	0.0	0	0	0	0	0	0	0	0	0	0	0	0
Oct. 13	CAR	1	1	0	0	0.0	0.0	0	0	0	0	0	0	0	0	0	0	0	0
Oct. 27	@TEN	0	0	0	0	0.0	0.0	0	0	0	0	0	0	0	0	0	0	0	0
Nov. 3	@SEA	0	0	0	0	0.0	0.0	0	0	0	0	0	0	0	0	0	0	0	0
Nov. 10	ARI	0	0	0	0	0.0	0.0	0	0	0	0	0	0	0	0	0	0	0	0
Nov. 17	NO	1	0	1	0	0.0	0.0	0	0	0	0	0	0	0	0	0	0	0	0
Nov. 24	@ATL	1	0	1	0	0.0	0.0	1	0	0	0	0	0	0	0	0	0	0	0
Dec. 1	@JAC	0	0	0	0	0.0	0.0	0	0	0	0	0	0	0	0	0	0	0	0
Dec. 8	IND	0	0	0	0	0.0	0.0	0	0	0	0	0	0	0	0	0	0	0	0
Dec. 15	@DET	0	0	0	0	0.0	0.0	0	0	0	0	0	0	0	0	0	0	0	0
Dec. 21	HOU	1	0	1	0	0.0	0.0	0	0	0	0	0	0	0	0	0	0	0	0
Dec. 29	ATL	1	1	0	0	0.0	0.0	0	0	0	0	0	0	0	0	0	0	0	0
TOTALS		8	5	4	1	0.0	0.0	1	0	0	0	0	0	0	1	0	0	0	0

2017 (W/KANSAS CITY)

DATE	OPP	TACKLES							INTERCEPTIONS					FUMBLES			ST TACKLES		
		T	S	A	TFL	SK	YDS	QH	NO	YDS	LG	TD	PD	FF	FR	YDS	T	S	A
Sept. 7	@NE	0	0	0	0	0.0	0.0	0	0	0	0	0	0	0	0	0	0	0	0
Sept. 17	PHI	2	2	0	0	0.0	0.0	0	0	0	0	0	0	0	0	0	0	0	0
Sept. 24	@LAC	1	1	0	0	0.0	0.0	0	0	0	0	0	0	0	0	0	0	0	0
Oct. 2	WAS	0	0	0	0	0.0	0.0	0	0	0	0	0	0	0	0	0	0	0	0
Oct. 8	@HOU	0	0	0	0	0.0	0.0	0	0	0	0	0	0	0	0	0	0	0	0
Oct. 15	PIT	1	0	1	0	0.0	0.0	0	0	0	0	0	0	0	0	0	0	0	0
Oct. 19	@OAK	1	1	0	0	0.0	0.0	0	0	0	0	0	0	0	0	0	0	0	0
Oct. 30	DEN	2	0	2	0	0.5	0.5	1	0	0	0	0	0	0	0	0	0	0	0
Nov. 5	@DAL	5	2	3	0	0.0	0.0	0	0	0	0	0	0	0	0	0	0	0	0
Nov. 19	@NYG	2	0	2	0	0.0	0.0	0	0	0	0	0	0	0	0	0	0	0	0
Nov. 26	BUF	4	4	0	0	0.0	0.0	0	0	0	0	0	0	0	0	0	0	0	0
Dec. 3	@NYJ	3	1	2	0	0.0	0.0	0	0	0	0	0	0	0	0	0	0	0	0
Dec. 10	OAK	1	1	0	0	0.0	0.0	0	0	0	0	0	0	0	0	0	0	0	0
Dec. 16	LAC	1	1	0	0	0.0	0.0	0	0	0	0	0	0	0	0	0	0	0	0
Dec. 24	MIA	0	0	0	0	0.0	0.0	0	0	0	0	0	0	0	0	0	0	0	0
Dec. 31	@DEN	1	0	1	0	0.0	0.0	0	0	0	0	0	0	0	0	0	0	0	0
TOTALS		24	13	11	0	0.5	0.5	1	0	0	0	0	0	0	0	0	0	0	0

2016 (W/KANSAS CITY)

DATE	OPP	TACKLES						INTERCEPTIONS				FUMBLES			ST TACKLES							
		T	S	A	TFL	SK	YDS	QH	NO	YDS	LG	TD	PD	FF	FR	YDS	T	S	A			
Sept. 11	SD								Inactive													
Sept. 18	@HOU								Not With Team													
Sept. 25	NYJ								K.C. Practice Squad													
Oct. 2	@PIT								K.C. Practice Squad													
Oct. 16	@OAK								K.C. Practice Squad													
Oct. 23	NO	0	0	0	0	0.0	0.0	0	0	0	0	0	0	0	0	0	0	0	0	0		
Oct. 30	@IND	0	0	0	0	0.0	0.0	1	0	0	0	0	0	0	0	0	0	0	0	0		
Nov. 6	JAC	1	1	0	0	0.0	0.0	0	0	0	0	0	0	0	0	0	0	0	0	0		
Nov. 13	@CAR	4	1	3	0	0.0	0.0	0	0	0	0	0	0	0	0	0	0	0	0	0		
Nov. 20	TB	5	3	2	1	0.0	0.0	0	0	0	0	0	0	0	0	0	0	0	0	0		
Nov. 27	@DEN	6	5	1	2	0.0	0.0	0	0	0	0	0	0	0	0	0	0	0	0	0		
Dec. 4	@ATL	1	0	1	0	0.0	0.0	0	0	0	0	0	0	0	0	0	0	0	0	0		
Dec. 8	OAKL	1	1	0	1	1.0	8.0	1	0	0	0	0	0	0	0	0	0	0	0	0		
Dec. 18	TEN	0	0	0	0	0.0	0.0	0	0	0	0	0	0	0	0	0	0	0	0	0		
Dec. 25	DEN	1	1	0	1	0.0	0.0	1	0	0	0	0	0	0	0	0	0	0	0	0		
Jan. 1	@SD	4	2	2	0	0.0	0.0	0	0	0	0	0	0	0	0	0	0	0	0	0		
TOTALS		23	14	9	5	1.0	8.0	3	0	0	0	0	0	0	0	0	0	0	0	0		

#79

PATRICK O'CONNOR**DEFENSIVE LINEMAN****HT:** 6-4 **WT:** 270**DOB:** 11/1/93**NFL:** 2ND YEAR**ACQ:** FA, 2017**COLLEGE:** EASTERN MICHIGAN**ACQUIRED BY BUCS:**

- X Signed by Tampa Bay to the practice squad on October 9, 2017. Promoted to the active roster on November 29, 2017.

ORIGINALLY ENTERED NFL:

- X Originally entered the NFL as a seventh-round pick (250th overall) with the Detroit Lions in the 2017 NFL Draft.

2019 HIGHLIGHTS:

- X Played in eight games and recorded two special teams tackles.
- X Spent Weeks 1-3 on the practice squad.
- X Promoted to the active roster on September 24.
- X Inactive games 4-8.
- X Made season debut, playing on special teams and recording one tackle in win vs. Arizona (11/10).
- X Played on special teams vs. New Orleans (11/17).
- X Notched one special teams tackle in win at Atlanta (11/24).
- X Played in a reserve role in win at Jacksonville (12/1).

- X Registered one special teams tackle in win vs. Indianapolis (12/8)
- X Saw action in a reserve role in win at Detroit (12/15).
- X Recorded one special teams tackle vs. Houston (12/21).

COLLEGE:

- X Played in 49 games at Eastern Michigan (2012-16), recording 166 tackles for loss, 20.0 sacks, eight passes defended and seven forced fumbles.
- X Recorded a career-best 14.5 tackles for loss, 8.5 sacks and five forced fumbles as a senior (2016), accumulating 42 tackles in 13 games.
- X Sat out the 2015 season as a medical redshirt.
- X Named first team All-MAC as a junior (2014), leading the MAC with 7.5 sacks and adding a career-best 64 tackles with 14 tackles for loss and two forced fumbles in 12 games played.
- X Honored with the John E. Borowiec Most Valuable Defensive Player Award in back-to-back seasons (2013-14)

during his time with the Eagles and as the 2014 Team MVP at the end-of-year banquet.

- X Played in all 12 games as a sophomore (2013), collecting 44 tackles, five tackles for loss, four sacks and three passes defended.
- X Appeared in all 12 games as a freshman (2012), recording 16 tackles.
- X Recognized as the E-Gridiron Group Defensive Newcomer of the Year at the team's 2012 banquet.
- X Majored in communications.

PERSONAL/COMMUNITY:

- X Attended Saint Rita High School (Chicago, Illinois).

- X Named 2011 Chicago Tribune All-State honorable mention, Chicago Sun Times All-Area honorable mention and first team All-Catholic League Blue.
- X Led his team to a Catholic League Championship in 2010.
- X Son of James O'Connor and Donna Craig.
- X Born Patrick Joseph O'Connor on November 1, 1993.
- X O'Connor, along with the defensive lineman hosted the 8th annual "D-Line Delivers Christmas". Local families were surprised with a tour of AdventHealth Training Center, dinner with D-Line, and a shopping spree at Target.

#44
DARE OGUNBOWALE
RUNNING BACK
HT: 5-11 WT: 205
DOB: 9/10/94
NFL: 2ND YEAR
ACQ: FA, 2018
COLLEGE: WISCONSIN



ACQUIRED BY BUCS:

- X Signed by Tampa Bay as a free agent on August 2, 2018.

2019 HIGHLIGHTS:

- X Named special teams captain.
- X Tied for the team lead in receptions (four), with 33 receiving yards.
- X On Thursday Night Football at Carolina (9/12), caught a nine-yard pass and tallied an assisted tackle on special teams.
- X Against N.Y. Giants (9/22), caught three passes for 23 yards and added a special teams tackle.
- X Had three catches for 16 yards at L.A. Rams (9/29).
- X At New Orleans (10/6), had two receptions for 27 yards and a 19-yard kickoff return.

- X Against Carolina at Tottenham Hotspur Stadium in London (10/13), scored first career touchdown, a three-yard rushing score, and caught three passes for 22 yards.
- X Scored a rushing touchdown at Seattle (11/3).
- X Against Arizona (11/10), caught three passes for 24 yards.
- X Had a 12-yard rush at Atlanta (11/24).
- X At Jacksonville (12/1), caught two passes for 12 yards.
- X Had five receptions for 48 yards against Indianapolis (12/8).
- X At Detroit (12/15), caught a 13-yard pass and had a three-yard rush.
- X Caught three passes for 34 yards against Houston (12/21).

COLLEGE:

- X Played four seasons at Wisconsin (2013-16), after redshirting in 2012.
- X Rushed for 1,518 yards and 13 touchdowns in 49 career games. Also caught 60 passes for 507 yards and two touchdowns.

- X Began career as a walk-on defensive back before transitioning to running back in 2014.
- X Graduated with a degree in economics.
- X Attended Marquette High School (Milwaukee).
- X Son of Yolanda and Gregory.
- X Sister Arike played college basketball at Notre Dame and is now in the WNBA.

OGUNBOWALE'S CAREER STATISTICS

YEAR	TEAM	RUSHING							RECEIVING				
		GP	GS	ATT	YDS	AVG	LG	TD	NO.	YDS	AVG	LG	TD
2017	Tampa Bay	2	0	0	0	-	-	0	0	0	-	-	0
2018	Tampa Bay	2	0	0	0	-	-	0	0	0	-	-	0
2019	Tampa Bay	16	0	11	17	1.6	12	2	35	286	8.2	21	0
NFL Totals		20	0	11	17	1.6	12	2	35	286	8.2	21	0

ADDITIONAL STATS

Special Teams Tackles: 3 - 3 in 2019
Misc. Tackles: 1 - 1 in 2019

OGUNBOWALE'S GAME-BY-GAME STATISTICS

2019 DATE	OPP	RUSHING					RECEIVING				
		ATT	YDS	AVG	LG	TD	NO	YDS	AVG	LG	TD
Sept. 8	SF	0	0	-	-	0	4	33	8.3	11	0
Sept. 12	@CAR	0	0	-	-	0	9	9	9.0	9	0
Sept. 22	NYG	0	0	-	-	0	3	23	7.7	9	0
Sept. 29	@LAR	1	0	0.0	0	0	3	16	5.3	7	0
Oct. 6	@NO	1	-4	-4.0	-4	0	2	27	13.5	16	0
Oct. 13	CAR	1	3	3.0	3t	1	3	22	7.3	21	0
Oct. 27	@TEN	1	-2	-2.0	-2	0	1	3	3.0	3	0
Nov. 3	@SEA	1	1	1.0	1t	1	1	12	12.0	12	0
Nov. 10	ARI	0	0	-	-	0	3	24	8.0	11	0
Nov. 17	NO	2	0	0.0	0	0	3	10	3.3	4	0
Nov. 24	@ATL	1	12	12.0	12	0	0	0	-	-	0
Dec. 1	@JAC	1	0	0.0	0	0	2	12	6.0	6	0
Dec. 8	IND	0	0	-	-	0	4	48	9.6	17	0
Dec. 15	@DET	1	3	3.0	3	0	1	13	13.0	13	0
Dec. 21	HOU	0	0	-	-	0	3	34	11.3	19	0
Dec. 29	ATL	1	4	4.0	4	0	0	0	-	-	0
TOTALS		11	17	1.6	12	3	35	286	8.2	21	0

#90

JASON PIERRE-PAUL

OUTSIDE LINEBACKER

HT: 6-5 WT: 175

DOB: 1/1/89

NFL: 11TH YEAR

ACQ: T (NYG), 2018

COLLEGE: USF



ACQUIRED BY BUCS:

- X Joined Tampa Bay on March 22, 2018 in a trade with the New York Giants.

ORIGINALLY ENTERED NFL:

- X Originally entered the NFL as a first-round pick (15th overall) of the New York Giants in the 2010 NFL Draft.

AWARDS & ACCOLADES:

- X 2011 First-Team All-Pro Selection
- X 2x Pro Bowl Selection (2011, 2012)
- X NFC Defensive Player of the Month (December 2011)
- X 4x NFC Defensive Player of the Week (Week 12, 2016; Week 11, 2013; Week 16, 2011; Week 14, 2011)

CAREER HIGHLIGHTS:

- X Played with the New York Giants (2010-17) before joining Tampa Bay.
- X Has started in 109-of-137 career regular season games, totaling 508 tackles, 112 tackles for loss, 79.5 sacks, 51 passes defended, 16 forced fumbles, eight fumble recoveries - including a 43-yard fumble returned for a touchdown - and two interceptions, both returned for touchdowns.
- X Started all four games in the 2011 postseason with New York, recording 18 tackles, four passes defended and a half-sack in helping the Giants win Super Bowl XLVI.
- X Since 2012, when he scored his first touchdown, Pierre-Paul has three return touchdowns (two interceptions, one fumble recovery), which is tied for

the seventh-most among all front-seven players.

- X Since 2010, when he entered the league, Pierre-Paul's 79.5 sacks rank 13th and his 113 tackles for loss rank 10th among all NFL players.
- X Pierre-Paul's 51 passes defended are the seventh-most by a front-seven player since 2010.
- X Totaled 16.5 sacks in 2011, the fourth-most in a single season in Giants history. That same season, Pierre-Paul led all defensive linemen in tackles (86) and tackles for loss (23).
- X Registered a career-best 3.0 sacks in a win at Cleveland (11/27/16), which he matched in a win at Denver (10/15/17).
- X In that same game against Cleveland (11/27/16), recovered a fumble and returned it 43 yards for a touchdown.
- X Recorded first career interception in a win at Dallas, returning it 28 yards for a touchdown. Had his second career interception (also returned for a

2018-19 SACKS PER GAME (MIN. 16 GP)

Name (Team)	Sacks/Gm.
1. Aaron Donald (LAR)	1.03
2. Chandler Jones (ARI)	1.00
3. Danielle Hunter (MIN)	0.91
4. Myles Garrett (CLE)	0.90
5. Cameron Jordan (NO)	0.86
5. T.J. Watt (PIT)	0.86
7. Chris Jones (KC)	0.83
8. J.J. Watt (HOU)	0.83
9. Jason Pierre-Paul (TB)	0.81
10. Shaquil Barrett (TB)	0.78

FRONT OFFICE

VETERANS

2019 REVIEW

HISTORY

RECORDS

SIDELINES

touchdown, 24 yards) in a win against Green Bay (11/17/13).

- X Tallied a career-high 16 tackles against Washington (12/18/11), the most recorded by a defensive lineman dating back to at least 1994, per Stats, Inc.
- X Forced a career-best two fumbles in a win at Jacksonville (11/28/10).
- X Made first career start at Washington (9/11/11), notching two sacks and a forced fumble, along with six tackles.
- X Made NFL debut against Carolina (9/12/10).

2019 HIGHLIGHTS:

- X Played in 10 games, with eight starts, recording 27 tackles, including nine for loss, 8.5 sacks, two forced fumbles and two passes defended.
- X Has recorded 21 sacks and 25 tackles for loss in 26 games with the Buccaneers, both tied for 11th in the NFL over the past two seasons.
- X Missed first six games while on the Reserve/Non-Football Injury List.
- X Made an immediate impact in his return, at Tennessee (10/27), recording a sack on his first snap (second of game) and adding two additional tackles for loss.
- X Recorded three tackles, a half-sack, one pass defended and three quarterback hits at Seattle (11/3).
- X Made first start of the season in win vs. Arizona (11/10), recording three tackles and one quarterback hit.
- X Registered three tackles in start vs. New Orleans (11/17).
- X Notched a sack-fumble of Matt Ryan, which was returned for a Buccaneers touchdown, in win at Atlanta (11/24).
- X Collected three tackles, including two for loss, and sack in win at Jacksonville (12/1).
- X Recorded one tackle in win vs. Indianapolis (12/8). Helped seal 38-35 victory by batting pass on Colts' final play, which was caught by Indianapolis QB Jacoby Brissett and resulted in no gain.
- X Registered one tackle in win at Detroit (12/15).
- X Matched a career high with three sacks vs. Houston (12/21).



COLLEGE/PERSONAL/COMMUNITY:

- X Pierre-Paul participated in the Linebackers Light Up the Holidays event as part of the 2019 holiday season, helping surprise a group of children with a shopping spree at Target.
- X Spent time at three schools - College of the Canyons (Santa Clarita, California) in 2007, Fort Scott Community College (Fort Scott, Kansas) in 2008 and South Florida in 2009.
- X In his college career, he played in 35 games, recording 161 tackles, 56 tackles for loss, 31.0 sacks, nine passes defended, seven forced fumbles, three fumble recoveries and two interceptions.
- X In his lone season at USF (2009), earned first-team All-America honors from Pro Football Weekly and was a consensus first-team All-Big East selection.
- X Earned All-American and All-Jayhawk Football Conference honors at Fort Scott (2008).
- X Named All-American and first-team All-Western State Conference at College of the Canyons (2007).
- X Majored in interdisciplinary social services.
- X Attended Deerfield Beach High School (Deerfield Beach, Florida).
- X Lettered in basketball four times before playing football as a senior and earning Class 6A All-District IX consideration.
- X Has a son, Josiah, and a daughter, Jolene.
- X Born Jason Andrew Pierre-Paul on January 1, 1989 in Deerfield Beach, Florida.

PIERRE-PAUL'S CAREER STATISTICS

Year	Team	GP	GS	Tackles				Sk	Yds	INT				Fumbles			ST Tackles		
				T	S	A	Sk			Yds	No	Yds	Lg	TD	PD	FF	FR	Yds	T
2010	N.Y. Giants	16	0	21	17	4	4.5	36.0	0	0	0	0	6	2	2	54	0	0	0
2011	N.Y. Giants	16	12	86	66	20	16.5	112.0	0	28	28t	1	7	2	0	0	0	0	
2012	N.Y. Giants	16	15	66	43	23	6.5	67.0	1	24	24t	1	5	1	1	10	0	0	0
2013	N.Y. Giants	11	6	27	20	7	2.0	15.0	1	0	0	0	4	0	0	0	0	0	0
2014	N.Y. Giants	16	16	76	54	22	12.5	88.5	0	0	0	0	6	3	1	0	0	0	0
2015	N.Y. Giants	8	8	26	21	5	1.0	9.0	0	0	0	0	6	0	2	0	0	0	0
2016	N.Y. Giants	12	12	53	35	18	7.0	40.5	0	0	0	0	8	3	1	43	0	0	0
2017	N.Y. Giants	16	16	68	48	20	8.5	48.5	0	0	0	0	5	2	0	0	0	0	0
2018	Tampa Bay	16	16	58	48	10	12.5	84	0	0	0	0	2	1	1	0	0	0	0
2019	Tampa Bay	10	8	27	24	3	8.5	47	0	0	0	0	2	2	0	0	0	0	0
NFL Totals		137	109	508	376	132	79.5	547.5	2	52	0	2	51	16	8	107	0	0	0

Year	Team	GP	GS	Tackles				Sk	Yds	INT				Fumbles			ST Tackles			
				T	S	A	Sk			Yds	No	Yds	Lg	TD	PD	FF	FR	Yds	T	S
2011	N.Y. Giants	4	4	18	15	3	0.5	3.5	0	0	0	0	4	0	0	0	0	0	0	0
Postseason		4	4	18	15	3	0.5	3.5	0	0	0	0	4	0	0	0	0	0	0	0

SINGLE-GAME HIGHS

Tackles: 16 vs. Washington, 12/18/2011 (w/N.Y. Giants)
Sacks: 3.0, three times, last vs. Houston, 12/21/19
Interceptions: 1, twice, last vs. Green Bay, 11/17/13 (w/N.Y. Giants)
Passes Defensed: 2, nine times, last vs. New Orleans, 12/9/18
Forced Fumbles: 2, vs. Jacksonville, 11/28/10 (w/N.Y. Giants)
Fumble Recoveries: 1, seven times, last at Cleveland, 11/27/16 (w/N.Y. Giants)
Touchdowns: 1, three times, last at Cleveland, 11/27/16 (FR-TD, w/N.Y. Giants)

PIERRE-PAUL'S GAME-BY-GAME STATISTICS

2019

DATE	OPP	TACKLES						INTERCEPTIONS					FUMBLES			ST TACKLES			
		T	S	A	TFL	SK	YDS	QH	NO	YDS	LG	TD	PD	FF	FR	YDS	T	S	A
Sept. 8	SF																		
Sept. 12	@CAR																		
Sept. 22	NYG																		
Sept. 29	@LAR																		
Oct. 6	@NO																		
Oct. 13	CAR																		
Oct. 27	@TEN	3	3	0	3	1.0	4.0	2	0	0	0	0	0	0	0	0	0	0	0
Nov. 3	@SEA	4	2	2	0	0.5	5.0	3	0	0	0	0	1	0	0	0	0	0	0
Nov. 10	ARI	3	2	1	0	0.0	0.0	1	0	0	0	0	0	0	0	0	0	0	0
Nov. 17	NO	3	3	0	0	0.0	0.0	0	0	0	0	0	0	0	0	0	0	0	0
Nov. 24	@ATL	1	1	0	0	1.0	9.0	2	0	0	0	0	0	1	0	0	0	0	0
Dec. 1	@JAC	3	3	0	2	1.0	6.0	3	0	0	0	0	0	0	0	0	0	0	0
Dec. 8	IND	1	1	0	0	0.0	0.0	0	0	0	0	0	0	0	0	0	0	0	0
Dec. 15	@DET	1	1	0	0	0.0	0.0	0	0	0	0	0	0	0	0	0	0	0	0
Dec. 21	HOU	4	4	0	3	3.0	16.0	3	0	0	0	0	0	0	0	0	0	0	0
Dec. 29	ATL	4	4	0	1	2.0	7.0	2	0	0	0	0	1	1	0	0	0	0	0
TOTALS		27	24	3	9	8.5	47.0	16	0	0	0	0	2	2	0	0	0	0	0

2018

DATE	OPP	TACKLES						INTERCEPTIONS				FUMBLES			ST TACKLES				
		T	S	A	TFL	SK	YDS	QH	NO	YDS	LG	TD	PD	FF	FR	YDS	T	S	A
Sept. 9	@NO	0	0	0	0	0.0	0.0	0	0	0	0	0	0	0	0	0	0	0	0
Sept. 16	PHI	5	5	0	1	1.0	4.0	4	0	0	0	0	0	0	0	0	0	0	0
Sept. 24	PIT	5	5	0	2	2.0	8.0	4	0	0	0	0	0	1	0	0	0	0	0
Sept. 30	@CHI	7	6	1	2	1.0	10.0	1	0	0	0	0	0	0	0	0	0	0	0
Oct. 14	@ATL	2	2	0	1	1.0	8.0	1	0	0	0	0	0	0	0	0	0	0	0
Oct. 21	CLE	3	3	0	1	1.0	7.0	1	0	0	0	0	0	0	0	0	0	0	0
Oct. 28	@CIN	3	2	1	2	2.0	16.0	2	0	0	0	0	0	0	0	0	0	0	0
Nov. 4	@CAR	1	0	1	0	0.0	0.0	0	0	0	0	0	0	0	0	0	0	0	0
Nov. 11	WAS	1	0	1	0	0.0	0.0	0	0	0	0	0	0	0	0	0	0	0	0
Nov. 18	@NYG	7	4	3	1	1.5	13.0	2	0	0	0	0	0	0	0	0	0	0	0
Nov. 25	SF	3	3	0	1	1.0	11.0	2	0	0	0	0	0	0	0	0	0	0	0
Dec. 2	CAR	3	3	0	1	1.0	4.0	2	0	0	0	0	0	0	0	0	0	0	0
Dec. 9	NO	8	7	1	1	0.0	0.0	0	0	0	0	0	2	0	1	0	0	0	0
Dec. 16	@BAL	2	2	0	1	0.0	0.0	0	0	0	0	0	0	0	0	0	0	0	0
Dec. 23	@DAL	4	2	2	1	0.0	0.0	0	0	0	0	0	0	0	0	0	0	0	0
Dec. 30	ATL	4	4	0	1	1.0	3.0	1	0	0	0	0	0	1	1	0	0	0	0
TOTALS		58	48	10	16	12.584.0	20	0	0	0	0	2	1	1	0	0	0	0	0

2017 (W/N.Y. GIANTS)

DATE	OPP	TACKLES						INTERCEPTIONS				FUMBLES			ST TACKLES				
		T	S	A	TFL	SK	YDS	QH	NO	YDS	LG	TD	PD	FF	FR	YDS	T	S	A
Sept. 10	@DAL	5	3	2	1	0.0	0.0	1	0	0	0	0	0	0	0	0	0	0	0
Sept. 18	DET	3	3	0	0	1.0	3.0	1	0	0	0	0	0	1	0	0	0	0	0
Sept. 24	@PHI	5	1	4	0	0.0	0.0	0	0	0	0	0	0	0	0	0	0	0	0
Oct. 1	@TB	4	3	1	0	0.5	4.5	1	0	0	0	0	0	0	0	0	0	0	0
Oct. 8	LAC	4	4	0	0	0.0	0.0	1	0	0	0	0	0	0	0	0	0	0	0
Oct. 15	@DEN	8	7	1	3	3.0	17.0	2	0	0	0	0	0	1	0	0	0	0	0
Oct. 22	SEA	4	3	1	0	0.0	0.0	1	0	0	0	0	0	0	0	0	0	0	0
Nov. 5	LAR	3	3	0	0	0.0	0.0	0	0	0	0	0	0	0	0	0	0	0	0
Nov. 12	@SF	5	4	1	2	0.0	0.0	0	0	0	0	0	0	0	0	0	0	0	0
Nov. 19	KC	5	3	2	0	0.0	0.0	0	0	0	0	0	2	0	0	0	0	0	0
Nov. 23	@WAS	5	3	2	2	2.0	14.0	2	0	0	0	0	1	0	0	0	0	0	0
Dec. 3	@OAK	3	1	2	1	0.0	0.0	0	0	0	0	0	0	0	0	0	0	0	0
Dec. 10	DAL	5	2	3	0	0.0	0.0	1	0	0	0	0	0	0	0	0	0	0	0
Dec. 17	PHI	3	2	1	0	0.0	0.0	0	0	0	0	0	0	0	0	0	0	0	0
Dec. 24	@ARI	4	4	0	1	1.0	4.0	2	0	0	0	0	1	0	0	0	0	0	0
Dec. 31	WAS	2	2	0	1	1.0	6.0	1	0	0	0	0	1	0	0	0	0	0	0
TOTALS		68	48	20	11	8.548.5	13	0	0	0	0	5	2	0	0	0	0	0	0

2016 (W/N.Y. GIANTS)

DATE	OPP	TACKLES						INTERCEPTIONS				FUMBLES			ST TACKLES				
		T	S	A	TFL	SK	YDS	QH	NO	YDS	LG	TD	PD	FF	FR	YDS	T	S	A
Sept. 11	@DAL	6	4	2	0	0.0	0.0	2	0	0	0	0	0	0	0	0	0	0	0
Sept. 18	NO	1	1	0	0	0.0	0.0	1	0	0	0	0	1	0	0	0	0	0	0
Sept. 25	WAS	8	6	2	2	1.0	6.0	1	0	0	0	0	1	1	0	0	0	0	0
Oct. 3	@MIN	2	1	1	0	0.0	0.0	1	0	0	0	0	0	0	0	0	0	0	0
Oct. 9	@GB	7	6	1	0	0.0	0.0	0	0	0	0	0	0	0	0	0	0	0	0
Oct. 16	BAL	3	2	1	0	0.0	0.0	1	0	0	0	0	2	0	0	0	0	0	0
Oct. 23	@LA	1	0	1	0	0.5	1.5	1	0	0	0	0	0	0	0	0	0	0	0
Nov. 6	PHI	5	3	2	1	0.0	0.0	2	0	0	0	0	1	0	0	0	0	0	0
Nov. 14	CIN	5	2	3	0	0.0	0.0	2	0	0	0	0	2	0	0	0	0	0	0
Nov. 20	CHI	5	4	1	1	2.5	19.0	3	0	0	0	0	1	1	0	0	0	0	0
Nov. 27	@CLE	7	5	2	3	3.0	14.0	2	0	0	0	0	0	1	1	43	0	0	0
Dec. 4	@PIT	3	1	2	0	0.0	0.0	0	0	0	0	0	0	0	0	0	0	0	0
Dec. 11	DAL								Inactive										
Dec. 18	DET								Inactive										
Dec. 22	@PHI								Inactive										
Jan. 1	@WAS								Inactive										
TOTALS		53	35	18	7	7.040.5	16	0	0	0	0	8	3	1	43	0	0	0	

2015 (W/N.Y. GIANTS)

DATE	OPP	TACKLES						INTERCEPTIONS				FUMBLES			ST TACKLES				
		T	S	A	TFL	SK	YDS	QH	NO	YDS	LG	TD	PD	FF	FR	YDS	T	S	A
Sept. 13	@DAL																		
Sept. 20	ATL																		
Sept. 24	WAS																		
Oct. 4	@BUF																		
Oct. 11	SF																		
Oct. 19	@PHI																		
Oct. 25	DAL																		
Nov. 1	@NO																		
Nov. 8	@TB	2	2	0	0	0.0	0.0	2	0	0	0	0	0	0	0	0	0	0	0
Nov. 15	NE	0	0	0	0	0.0	0.0	1	0	0	0	0	1	0	0	0	0	0	0
Nov. 29	@WAS	4	2	2	1	0.0	0.0	0	0	0	0	0	0	0	0	0	0	0	0
Dec. 6	NYJ	6	5	1	2	0.0	0.0	1	0	0	0	0	1	0	1	0	0	0	0
Dec. 14	@MIA	3	1	2	0	0.0	0.0	1	0	0	0	0	0	1	0	0	0	0	0
Dec. 20	CAR	3	3	0	1	1.0	9.0	1	0	0	0	0	1	0	0	0	0	0	0
Dec. 27	@MIN	2	2	0	0	0.0	0.0	1	0	0	0	0	1	0	0	0	0	0	0
Jan. 3	PHI	6	6	0	0	0.0	0.0	0	0	0	0	0	2	0	0	0	0	0	0
TOTALS		26	21	5	4	1.0	9.0	7	0	0	0	0	6	0	0	0	0	0	0

2014 (W/N.Y. GIANTS)

DATE	OPP	TACKLES						INTERCEPTIONS				FUMBLES			ST TACKLES				
		T	S	A	TFL	SK	YDS	QH	NO	YDS	LG	TD	PD	FF	FR	YDS	T	S	A
Sept. 8	@DET	4	2	2	0	0.0	0.0	0	0	0	0	0	0	0	0	0	0	0	0
Sept. 14	ARI	4	2	2	2	1.5	8.5	2	0	0	0	0	2	0	0	0	0	0	0
Sept. 21	HOU	7	6	1	1	0.0	0.0	0	0	0	0	0	1	0	0	0	0	0	0
Sept. 25	@WAS	7	1	6	0	0.0	0.0	0	0	0	0	0	0	0	0	0	0	0	0
Oct. 5	ATL	5	2	3	0	0.0	0.0	2	0	0	0	0	1	0	0	0	0	0	0
Oct. 12	@PHI	4	4	0	0	0.0	0.0	0	0	0	0	0	0	0	0	0	0	0	0
Oct. 19	@DAL	6	6	0	3	2.0	12.0	3	0	0	0	0	0	0	0	0	0	0	0
Nov. 3	IND	2	1	1	0	0.0	0.0	1	0	0	0	0	1	0	0	0	0	0	0
Nov. 9	@SEA	7	6	1	1	0.0	0.0	1	0	0	0	0	1	1	0	0	0	0	0
Nov. 16	SF	1	1	0	0	0.0	0.0	0	0	0	0	0	0	0	0	0	0	0	0
Nov. 23	DAL	2	2	0	0	0.0	0.0	1	0	0	0	0	0	0	1	0	0	0	0
Nov. 30	@JAX	4	3	1	1	1.5	9.5	2	0	0	0	0	0	0	0	0	0	0	0
Dec. 7	@TEN	7	4	3	2	2.0	15.0	1	0	0	0	0	0	1	0	0	0	0	0
Dec. 14	WAS	7	6	1	2	2.5	17.5	5	0	0	0	0	0	1	0	0	0	0	0
Dec. 21	@STL	4	4	0	1	1.0	5.0	1	0	0	0	0	0	0	0	0	0	0	0
Dec. 28	PHI	5	4	1	3	2.0	21.0	2	0	0	0	0	0	0	0	0	0	0	0
TOTALS		76	54	22	16	12.588.5	21	0	0	0	0	6	3	1	0	0	0	0	0

2013 (W/N.Y. GIANTS)

DATE	OPP	TACKLES						INTERCEPTIONS				FUMBLES			ST TACKLES				
		T	S	A	TFL	SK	YDS	QH	NO	YDS	LG	TD	PD	FF	FR	YDS	T	S	A
Sept. 8	@DAL	1	1	0	1	1.0	11.0	1	0	0	0	0	0	0	0	0	0	0	0
Sept. 15	DEN	5	4	1	0	0.0	0.0	0	0	0	0	0	0	0	0	0	0	0	0
Sept. 22	@CAR	5	5	0	1	0.0	0.0	0	0	0	0	0	0	0	0	0	0	0	0
Sept. 29	@KC	1	1	0	0	0.0	0.0	0	0	0	0	0	0	0	0	0	0	0	0
Oct. 6	PHI	1	1	0	1	0.0	0.0	2	0	0	0	0	1	0	0	0	0	0	0
Oct. 10	@CHI	2	1	1	1	0.0	0.0	0	0	0	0	0	0	0	0	0	0	0	0
Oct. 21	MIN	2	1	1	0	0.0	0.0	2	0	0	0	0	1	0	0	0	0	0	0
Oct. 27	@PHI	2	2	0	1	0.0	0.0	0	0	0	0	0	1	0	0	0	0	0	0
Nov. 10	OAK	4	2	2	1	0.0	4.0	1	0	0	0	0	0	0	0	0	0	0	0
Nov. 17	GB	3	1	2	0	0.0	0.0	0	1	24	24t	1	1	0	0	0	0	0	0
Nov. 24	DAL	1	1	0	0	0.0	0.0	0	0	0	0	0	0	0	0	0	0	0	0
Dec. 1	@WAS								Inactive										
Dec. 8	@SD								Inactive										
Dec. 15	SEA								Inactive										
Dec. 22	@DET								Inactive										
Dec. 29	WAS								Inactive										
TOTALS		27	20	7	6	1.0	15.0	6	1	24	24T	1	4	0	0	0	0	0	0

2012 (W/N.Y. GIANTS)

DATE	OPP	TACKLES						INTERCEPTIONS				FUMBLES			ST TACKLES				
		T	S	A	TFL	SK	YDS	QH	NO	YDS	LG	TD	PD	FF	FR	YDS	T	S	A
Sept. 5	DAL	4	3	1	1	0.0	0.0	0	0	0	0	0	0	0	0	0	0	0	0
Sept. 16	TB	8	4	4	2	1.0	8.0	1	0	0	0	0	0	0	0	0	0	0	0
Sept. 20	@CAR	3	1	2	0	0.5	3.0	2	0	0	0	0	2	0	0	0	0	0	0
Sept. 30	@PHI	2	2	0	1	0.0	0.0	0	0	0	0	0	0	0	0	0	0	0	0
Oct. 7	CLE	2	1	1	0	0.0	0.0	0	0	0	0	0	1	0	0	0	0	0	0
Oct. 14	@SF	3	2	1	2	2.0	20.0	3	0	0	0	0	1	0	0	0	0	0	0
Oct. 21	WAS	4	3	1	1	1.0	12.0	1	0	0	0	0	1	0	0	0	0	0	0
Oct. 28	@DAL	4	3	1	1	1.0	9.0	1	1	28	28t	1	1	0	0	0	0	0	0
Nov. 4	PIT	8	6	2	2	1.0	12.0	1	0	0	0	0	0	0	0	0	0	0	0
Nov. 11	@CIN	5	3	2	1	0.0	0.0	0	0	0	0	0	0	0	0	0	0	0	0
Nov. 25	GB	3	1	2	0	0.0	0.0	0	0	0	0	0	0	1	10	0	0	0	0
Dec. 3	@WAS	3	1	2	0	0.0	0.0	0	0	0	0	0	0	0	0	0	0	0	0
Dec. 9	NO	6	5	1	0	0.0	0.0	0	0	0	0	0	0	0	0	0	0	0	0
Dec. 16	@ATL	2	2	0	0	0.0	0.0	0	0	0	0	0	0	0	0	0	0	0	0
Dec. 23	@BAL	4	2	2	1	0.0	0.0	1	0	0	0	0	0	0	0	0	0	0	0
Dec. 30	PHI	5	4	1	1	0.0	0.0	0	0	0	0	0	0	0	0	0	0	0	0
TOTALS		66	43	23	13	6.5	64.0	10	1	28	28T	1	5	1	1	10	0	0	0

2011 (W/N.Y. GIANTS)

DATE	OPP	TACKLES						INTERCEPTIONS				FUMBLES			ST TACKLES					
		T	S	A	TFL	SK	YDS	QH	NO	YDS	LG	TD	PD	FF	FR	YDS	T	S	A	
Sept. 11	@WAS	6	5	1	3	2.0	26.0	1	0	0	0	0	0	1	0	0	0	0	0	
Sept. 19	STL	2	2	0	2	0.5	4.0	2	0	0	0	0	1	0	0	0	0	0	0	
Sept. 25	@PHI	9	7	2	2	2.0	12.0	2	0	0	0	0	1	0	0	0	0	0	0	
Oct. 2	@ARI	4	2	2	0	0.0	0.0	1	0	0	0	0	1	0	0	0	0	0	0	
Oct. 9	SEA	5	5	0	2	2.0	8.0	3	0	0	0	0	1	0	0	0	0	0	0	
Oct. 16	BUF	3	3	0	1	1.0	9.0	2	0	0	0	0	1	0	0	0	0	0	0	
Oct. 30	MIA	5	3	2	1	1.0	0.0	2	0	0	0	0	0	0	0	0	0	0	0	
Nov. 6	@NE	3	1	2	1	1.0	4.0	1	0	0	0	0	0	0	0	0	0	0	0	
Nov. 13	@SF	2	2	0	0	0.0	0.0	0	0	0	0	0	0	0	0	0	0	0	0	
Nov. 20	PHI	4	3	1	1	1.0	3.0	1	0	0	0	0	0	0	0	0	0	0	0	
Nov. 28	@NO	6	5	1	1	0.0	0.0	1	0	0	0	0	0	0	0	0	0	0	0	
Dec. 4	GB	3	3	0	2	0.0	0.0	2	0	0	0	0	2	0	0	0	0	0	0	
Dec. 11	@DAL	8	6	2	2	2.0	12.0	2	0	0	0	0	0	1	0	0	0	0	0	
Dec. 18	WAS	16	11	5	2	1.0	8.0	3	0	0	0	0	0	0	0	0	0	0	0	
Dec. 24	@NYJ	5	4	1	2	2.0	14.0	3	0	0	0	0	0	0	0	0	0	0	0	
Jan. 1	DAL	5	4	1	1	1.0	12.0	2	0	0	0	0	0	0	0	0	0	0	0	
TOTALS		86	66	20	23	16.5	112.0	28	0	0	0	0	7	2	0	0	0	0	0	
PLAYOFFS																				
Jan. 8	ATL	8	6	2	2	0.0	0.0	0	0	0	0	0	0	0	0	0	0	0	0	0
Jan. 15	@GB	2	2	0	0	0.0	0.0	0	0	0	0	0	1	0	0	0	0	0	0	0
Jan. 22	@SF	6	5	1	1	0.5	3.5	1	0	0	0	0	1	0	0	0	0	0	0	0
Feb. 5	@NE	2	2	0	1	0.0	0.0	1	0	0	0	0	2	0	0	0	0	0	0	0
TOTALS		18	15	3	4	0.5	3.5	2	0	0	0	0	4	0	0	0	0	0	0	0

2010 (W/N.Y. GIANTS)

DATE	OPP	TACKLES						INTERCEPTIONS				FUMBLES			ST TACKLES				
		T	S	A	TFL	SK	YDS	QBH	NO	YDS	LG	TD	PD	FF	FR	YDS	T	S	A
Sept. 12	CAR	1	0	1	0	0.0	0.0	0	0	0	0	0	0	0	0	0	1	1	0
Sept. 19	@IND	0	0	0	0	0.0	0.0	0	0	0	0	0	0	0	0	0	0	0	0
Sept. 26	TEN	1	1	0	1	0.0	0.0	0	0	0	0	0	0	0	0	0	0	0	0
Oct. 3	CHI	0	0	0	0	0.0	0.0	0	0	0	0	0	0	0	0	0	0	0	0
Oct. 10	@HOU	0	0	0	0	0.0	0.0	1	0	0	0	0	1	0	0	0	2	2	0
Oct. 17	DET	2	2	0	1	0.0	0.0	0	0	0	0	0	0	0	0	0	2	2	0
Oct. 25	@DAL	0	0	0	0	0.0	0.0	1	0	0	0	0	0	0	0	0	0	0	0
Nov. 7	@SEA	0	0	0	0	0.0	0.0	0	0	0	0	0	0	0	0	0	0	0	0
Nov. 14	DAL	1	1	0	0	0.0	0.0	0	0	0	0	0	1	0	0	0	0	0	0
Nov. 21	@PHI	0	0	0	0	0.0	0.0	0	0	0	0	0	0	0	0	0	1	1	0
Nov. 28	JAC	6	5	1	0	2.0	18.0	1	0	0	0	0	0	2	0	0	2	1	1
Dec. 5	WAS	3	3	0	2	2.0	15.0	2	0	0	0	0	1	0	1	0	0	0	0
Dec. 13	@MIN	2	1	1	1	0.0	0.0	0	0	0	0	0	1	0	0	0	0	0	0
Dec. 19	PHI	2	2	0	1	0.5	3.0	2	0	0	0	0	2	0	0	0	0	0	0
Dec. 26	@GB	3	2	1	1	0.0	0.0	0	0	0	0	0	0	0	0	0	0	0	0
Jan. 2	@WAS	0	0	0	0	0.0	0.0	1	0	0	0	0	0	0	1	0	1	1	0
TOTALS		21	17	4	7	4.5	36.0	8	0	0	0	0	6	2	2	0	9	8	1

#8

BRADLEY PINION

PUNTER

HT: 6-5 WT: 228

DOB: 6/1/94

NFL: 6TH YEAR

ACQ: UFA (SF), 2019

COLLEGE: CLEMSON



ACQUIRED BY BUCS:

- X Signed by Tampa Bay on March 14, 2019, as an unrestricted free agent from the San Francisco 49ers.

ORIGINALLY ENTERED NFL:

- X Originally entered the NFL as a fifth-round pick (165th overall) of the San Francisco 49ers in the 2015 NFL Draft.

AWARDS & ACCOLADES:

- X NFC Special Teams Player of the Week (Week 9, 2018).

CAREER HIGHLIGHTS:

- X Played with the San Francisco 49ers (2015-18), before joining the Buccaneers.
- X Has played in 80 career regular season games, logging 391 punts (one blocked) for 17,063 yards (43.6 avg.), with 17 touchbacks, 131 punts inside the 20 and a net average of 39.6 yards.
- X Has kicked off 337 times, with 259 touchbacks (76.9 pct.).
- X Since entering the league in 2015, Pinion's 131 punts inside the 20 rank eighth in the NFL.
- X His 76.8 touchback percentage leads the league since 2015.
- X Set an NFL single-season record in 2019 with 88 touchbacks on kickoffs.
- X Earned NFC Special Teams Player of the Week after punting three times for 134 yards (career-high 54.7 avg.) with a net average of 48.0 against the Oakland Raiders (11/1/18)
- X Single-game career high for punts inside the 20 is four, accomplished six times (most recently at Arizona Cardinals, 10/28/18).

- X Notched a career-best 48.4 net punting average at Arizona (10/1/17).
- X Registered a career-long 65-yard punt against the Dallas Cowboys (10/2/16).
- X Recorded a career-high 433 punting yards at Chicago Bears (12/6/15), while tying a career-high nine punts (matched three times).
- X Made NFL debut against Minnesota Vikings (9/14/15), punting three times for 140 yards, with two inside the 20.

2019 HIGHLIGHTS:

- X Established an NFL single-season record with 88 touchbacks.
- X Ranked second in the NFL in touchback percentage (90.7)
- X Made Buccaneers debut in season opener vs. San Francisco (9/8), punting for 42 yards (21.0 avg.), with one punt inside the 20.
- X Posted a net average of 42.7 yards on six punts, including two placed inside the 20 and a long of 63, in win at Carolina (9/12).
- X Placed one of four punts inside the 20 and recorded six touchbacks on seven kickoffs vs. New York Giants (9/22).
- X Punted twice for 88 yards and recorded nine touchbacks on 10 kickoffs in win at Los Angeles Rams (9/29).
- X Logged a net average of 42.5 yards on six punts, including two inside the 20, at New Orleans (10/6).
- X Posted a net average of 42.8 yards on six punts, including one inside the 20, vs. Carolina (10/13).
- X On three punts, forced Tennessee (10/27) to start the ensuing drives on its own, 1, 8, and 10 yards lines, resulting in a net average of 43.0.

FRONT OFFICE

VETERANS

2019 REVIEW

HISTORY

RECORDS

SIDELINES

- X Recorded touchbacks on all eight kickoffs and added a punt inside the 20 at Seattle (11/3).
- X Placed two of his three punts inside the 20-yard line (7, 8) and posted a net average of 46.7 in win vs. Arizona (11/10).
- X Downed one of three punts inside the 20 vs. New Orleans (11/17).
- X Posted a 41.8-yard net average on four punts, with three inside the 20. Also recorded touchbacks on all seven of his kickoffs.
- X Averaged 48.3 yards on four punts, including a long of 63, in win at Jacksonville (12/1).
- X Recorded touchbacks on all seven of his kickoffs in win vs. Indianapolis (12/8).
- X Placed two of his three punts inside the 20 and recorded touchbacks on all seven of his kickoffs in win at Detroit (12/15).
- X Recorded touchbacks on all five of his kickoffs vs. Houston (12/21), giving him 85 on the season, setting an NFL record for most in single season, surpassing Matt Prater's 81 in 2013 with Denver.

COLLEGE/PERSONAL:

- X Played in 34 games at Clemson (2012-14), punting 140 times for 5,754 yards

(41.1 average), with 55 punts inside the 20 and a 39.2 net average.

- X Declared for the NFL Draft following his junior season.
- X Attended Northwest Cabarrus High School (Concord, North Carolina), where he earned USA Today High School All-American honors.
- X Born Bradley Alexander Pinion on June 1, 1994, in Mecklenburg, North Carolina.

COMMUNITY:

- X Pinion is one of four leaders on the Social Justice board. He helped create and participate in several social justice initiatives throughout the year, including a visit to the Juvenile Detention Center and Mock Trial.
- X In November, Buccaneers specialist helped serve dinner to patients undergoing cancer treatments and their families at Florida Cancer Specialist.
- X For every punt downed inside the 20-yard line Pinion sponsored a dog at the Hillsborough County Pet Resource Center, taking care of all costs in hopes of finding them a happy home. Since November 2019, Pinion sponsored a total of 15 dogs.

PINION'S CAREER STATISTICS

YEAR	TEAM	GP	NO	YDS	PUNTING								
					AVG	RET	YDS	NET	TB	IN 20	LG	BLK	
2015	San Francisco	16	91	3,969	43.6	44	282	39.4	5	31	62	0	
2016	San Francisco	16	100	4,402	44.0	40	345	39.8	4	28	65	0	
2017	San Francisco	16	75	3,255	43.4	33	138	41.3	1	31	59	0	
2018	San Francisco	16	68	2,973	43.7	25	195	39.1	4	22	64	1	
2019	Tampa Bay	16	57	2,464	43.2	25	222	38.3	3	19	63	0	
NFL Totals			1	80	391	17,063	43.6	167	1,182	39.6	17	131	65

SINGLE-GAME HIGHS

Punts: 9, five times, last vs. Seattle, 11/26/17 (w/San Francisco)
Gross Yards: 433, at Chicago, 12/6/15 (w/San Francisco)
Gross Average (min. 4 att.): 50.1, at Arizona, 10/1/17 (w/San Francisco)
Net Average (min. 4 att.): 48.4, at Arizona, 10/1/17 (w/San Francisco)
Punts Inside the 20: 4, six times, last at Arizona, 10/28/18 (w/San Francisco)
Longest Punt: 65, vs. Dallas, 10/2/16 (w/San Francisco)
ST Tackles: 5 - 1 in 2019; 1 in 2018; 1 in 2016; 2 in 2015

PINION'S GAME-BY-GAME STATISTICS

FRONT OFFICE

VETERANS

2019 REVIEW

HISTORY

RECORDS

SIDELINES

2019

DATE	OPP	NO	YDS	AVG	RET	PUNTING			TB	IN 20	LG	BLK
						YDS	NET					
Sept. 8	SF	2	42	21.0	0	0	21.0	0	1	39	0	
Sept. 12	@CAR	6	295	49.2	4	39	42.7	0	2	63	0	
Sept. 22	NYG	4	179	44.8	1	13	36.5	1	1	49	0	
Sept. 29	@LAR	2	88	44.0	0	0	34.0	1	0	46	0	
Oct. 6	@NO	6	263	43.8	3	8	42.5	0	2	48	0	
Oct. 13	CAR	6	267	44.5	1	10	42.8	0	1	49	0	
Oct. 27	@TEN	3	129	43.0	0	0	43.0	0	2	50	0	
Nov. 3	@SEA	4	161	40.3	2	15	36.5	0	1	45	0	
Nov. 10	ARI	3	142	47.3	1	2	46.7	0	2	49	0	
Nov. 17	NO	3	129	43.0	3	32	32.3	0	1	46	0	
Nov. 24	@ATL	4	175	43.8	3	8	41.8	0	3	54	0	
Dec. 1	@JAC	4	193	48.3	2	48	31.3	1	0	63	0	
Dec. 8	IND	2	91	45.5	2	34	28.5	0	0	46	0	
Dec. 15	@DET	3	109	36.3	0	0	36.3	0	2	40	0	
Dec. 21	HOU	2	81	40.5	1	10	35.5	0	1	42	0	
Dec. 29	ATL	3	120	40.0	2	3	39.0	0	0	46	0	
TOTALS		57	2,646	43.2	25	222	38.3	3	19	63	0	

2018 (W/SAN FRANCISCO)

DATE	OPP	NO	YDS	AVG	RET	PUNTING			TB	IN 20	LG	BLK
						YDS	NET					
Sept. 9	@MIN	4	174	43.5	3	7	41.8	0	1	48	0	
Sept. 16	DET	5	227	45.4	4	11	43.2	0	3	59	0	
Sept. 23	@KC	4	148	37	1	5	35.8	0	1	43	0	
Sept. 30	@LAC	5	235	47	4	82	30.6	0	0	55	0	
Oct. 7	ARI	4	177	44.3	1	0	39.3	1	1	50	0	
Oct. 15	@GB	3	126	42	1	6	40.0	0	0	47	0	
Oct. 21	LAR	4	160	40	2	36	24.8	0	2	54	1	
Oct. 28	@ARI	7	285	40.7	0	0	40.7	0	4	48	0	
Nov. 1	OAK	3	164	54.7	0	0	48.0	1	1	64	0	
Nov. 12	NYG	3	133	44.3	1	7	42.0	0	1	47	0	
Nov. 25	@TB	6	260	43.3	1	6	42.3	0	3	56	0	
Dec. 2	@SEA	5	202	40.4	1	-4	41.2	0	2	48	0	
Dec. 9	DEN	5	210	42	3	20	34.0	1	1	47	0	
Dec. 16	SEA	4	192	48	1	8	41.0	1	0	55	0	
Dec. 23	CHI	4	181	45.3	0	0	45.3	0	1	49	0	
Dec. 30	@LAR	2	99	49.5	2	11	44.0	0	1	55	0	
TOTALS		68	2,973	43.7	25	195	39.1	4	22	64	1	

2017 (W/SAN FRANCISCO)

DATE	OPP	NO	YDS	AVG	RET	PUNTING			TB	IN 20	LG	BLK
						YDS	NET					
Sept. 10	CAR	4	163	40.8	3	7	39.0	0	1	49	0	
Sept. 17	@SEA	7	307	43.9	3	0	43.9	0	4	51	0	
Sept. 21	LAR	2	83	41.5	1	0	41.5	0	2	51	0	
Oct. 1	@ARI	7	351	50.1	4	12	48.4	0	3	59	0	
Oct. 8	@IND	6	274	45.7	2	-1	45.8	0	1	55	0	
Oct. 15	@WAS	6	254	42.3	1	6	41.3	0	4	49	0	
Oct. 22	DAL	4	180	45.0	1	0	45.0	0	2	48	0	
Oct. 29	@PHI	8	364	45.5	2	14	41.3	1	2	57	0	
Nov. 5	ARI	8	352	44.0	4	16	42.0	0	3	54	0	
Nov. 12	NYG	1	45	45.0	1	0	45.0	0	1	45	0	
Nov. 26	SEA	9	342	38.0	2	7	37.2	0	4	49	0	
Dec. 3	@CHI	2	72	36.0	2	68	2.0	0	0	44	0	
Dec. 10	@HOU	5	207	41.4	4	3	40.8	0	2	54	0	
Dec. 17	TEN	1	43	43.0	1	0	43.0	0	0	43	0	
Dec. 24	JAC	3	131	43.7	0	0	43.7	0	2	45	0	
Dec. 31	@LAR	2	87	43.5	2	6	40.5	0	0	51	0	
TOTALS		75	3,255	43.4	33	138	41.3	1	31	59	0	

2016 (W/SAN FRANCISCO)

DATE	OPP	NO	YDS	AVG	RET	PUNTING			IN 20	LG	BLK
						YDS	NET	TB			
Sept. 12	LAR	7	319	45.6	4	38	40.1	0	1	52	0
Sept. 18	@CAR	7	318	45.4	3	28	41.4	0	4	55	0
Sept. 25	@SEA	7	319	45.6	3	70	32.7	1	2	61	0
Oct. 2	DAL	4	196	49.0	2	25	42.8	0	1	65	0
Oct. 6	ARI	7	349	49.9	4	25	46.3	0	1	57	0
Oct. 16	@BUF	5	209	41.8	2	16	34.6	1	1	57	0
Oct. 23	TB	6	254	42.3	2	15	39.8	0	3	57	0
Nov. 6	NO	2	85	42.5	0	0	42.5	0	0	51	0
Nov. 13	@ARI	7	305	43.6	3	13	41.7	0	3	52	0
Nov. 20	NE	8	333	41.6	4	46	33.4	1	0	49	0
Nov. 27	@MIA	4	189	47.3	3	6	45.8	0	1	59	0
Dec. 4	@CHI	8	308	38.5	1	3	38.1	0	2	44	0
Dec. 11	NYJ	6	239	39.8	1	0	39.8	0	1	46	0
Dec. 18	@ATL	7	318	45.4	2	42	39.4	0	2	57	0
Dec. 24	@LAR	9	372	41.3	5	12	37.8	1	3	47	0
Jan. 1	SEA	6	289	48.2	1	6	47.2	0	3	53	0
TOTALS		100	4,402	44.0	40	345	39.8	4	28	65	0

2015 (W/SAN FRANCISCO)

DATE	OPP	NO	YDS	AVG	RET	PUNTING			IN 20	LG	BLK
						YDS	NET	TB			
Sept. 14	MIN	3	140	46.7	2	9	43.7	0	2	52	0
Sept. 20	@PIT	4	171	42.8	1	16	38.8	0	1	47	0
Sept. 27	@ARI	6	283	47.2	3	14	44.8	0	4	56	0
Oct. 4	GB	6	247	41.2	3	14	38.8	0	1	59	0
Oct. 11	@NYG	3	138	46.0	3	31	35.7	0	0	50	0
Oct. 18	BAL	4	152	38.0	1	9	30.8	1	1	52	0
Oct. 22	SEA	9	390	43.3	5	11	42.1	0	2	54	0
Nov. 1	@STL	9	412	45.8	3	-2	43.8	1	3	60	0
Nov. 8	ATL	5	241	48.2	4	76	33.0	0	0	58	0
Nov. 22	@SEA	7	306	43.7	4	1	43.6	0	2	52	0
Nov. 29	ARI	4	166	41.5	1	15	37.8	0	2	46	0
Dec. 6	@CHI	9	433	48.1	6	72	37.9	1	3	62	0
Dec. 13	@CLE	7	286	40.9	3	11	36.4	1	3	44	0
Dec. 20	CIN	7	284	40.6	3	-1	40.7	0	3	53	0
Dec. 27	@DET	3	125	41.7	0	0	41.7	0	1	47	0
Jan. 3	STL	5	195	39.0	2	6	33.8	1	3	61	0
TOTALS		91	3,969	43.6	44	282	39.4	5	31	62	0

2015 (W/SAN FRANCISCO)

DATE	OPP	NO	YDS	AVG	RET	PUNTING			IN 20	LG	BLK
						YDS	NET	TB			
Sept. 14	MIN	3	140	46.7	2	9	43.7	0	2	52	0
Sept. 20	@PIT	4	171	42.8	1	16	38.8	0	1	47	0
Sept. 27	@ARI	6	283	47.2	3	14	44.8	0	4	56	0
Oct. 4	GB	6	247	41.2	3	14	38.8	0	1	59	0
Oct. 11	@NYG	3	138	46.0	3	31	35.7	0	0	50	0
Oct. 18	BAL	4	152	38.0	1	9	30.8	1	1	52	0
Oct. 22	SEA	9	390	43.3	5	11	42.1	0	2	54	0
Nov. 1	@STL	9	412	45.8	3	-2	43.8	1	3	60	0
Nov. 8	ATL	5	241	48.2	4	76	33.0	0	0	58	0
Nov. 22	@SEA	7	306	43.7	4	1	43.6	0	2	52	0
Nov. 29	ARI	4	166	41.5	1	15	37.8	0	2	46	0
Dec. 6	@CHI	9	433	48.1	6	72	37.9	1	3	62	0
Dec. 13	@CLE	7	286	40.9	3	11	36.4	1	3	44	0
Dec. 20	CIN	7	284	40.6	3	-1	40.7	0	3	53	0
Dec. 27	@DET	3	125	41.7	0	0	41.7	0	1	47	0
Jan. 3	STL	5	195	39.0	2	6	33.8	1	3	61	0
TOTALS		91	3,969	43.6	44	282	39.4	5	31	62	0

#76 DONOVAN SMITH

TACKLE

HT: 6-6 WT: 338

DOB: 6/23/93

NFL: 6TH YEAR

ACQ: D2A, 2015

COLLEGE: PENN STATE



ACQUIRED BY BUCS:

- X Selected in the second round (34th overall) of the 2015 NFL Draft by the Buccaneers.

AWARDS & ACCOLADES:

- X 2015 PFWA All-Rookie Team Selection.

CAREER HIGHLIGHTS:

- X Has started all 79 career games he has played in.
- X Started the first 77 games of his career, trailing only Paul Gruber for the most consecutive starts to begin a Buccaneers career.
- X Since becoming a starter in 2015, has been part of a Buccaneers offensive line that has helped block for an offense that ranks third in third-down conversion rate (43.2), while recording the fourth-most yards per game in the NFL (379.8), third-most passing yards per game (276.4) and fifth-highest yards per play (5.78) in that span.
- X In 2019, was part of an offensive line that helped guide an offense that averaged 28.6 points per game, the third-highest mark in the league, posting 397.9 yards per game, the third-highest mark in the NFL, with 302.8 passing yards per game, the best mark in the NFL. The team's 458 points scored are a franchise record.
- X In 2018, was part of an offensive line that helped block for an offense that led the NFL in passing yards per game (320.3), while ranking third in total yards per game (415.5) and fourth in yards per play (6.30). Tampa Bay's offense set team records in net yards (6,648), passing yards (5,125), points scored (396) and first downs (388). The team's 5,125 passing yards are the fourth-most in a season in NFL history.

- X Made NFL and Buccaneers debut in a start in the 2015 season opener vs. Tennessee (9/13/2015) and proceeded to start each of the remaining 15 games on the year, all at left tackle.
- X In 2015, helped block for an offense that finished the season ranked fifth in the league in total offense (375.9 ypg) and fifth in rushing (134.9 ypg), while tying for the league lead in rushing average (4.8).
- X Part of a 2015 unit that helped the offense to a then-franchise-record 6,014 net yards on the year, while also recording 2,162 rushing yards for the second-most in a single season in team history.
- X In 2015, the Tampa Bay offensive line allowed only 27 sacks over the season, the third-fewest since 1983 when sacks became an official statistic.

2019 HIGHLIGHTS:

- X Started all 15 games he played in at left tackle, helping guide an offense that averaged 28.6 points per game, the third-highest mark in the league, posting 397.9 yards per game, the third-highest mark in the NFL, with 302.8 passing yards per game, the best mark in the NFL.
- X Started against San Francisco (9/8), helping the team rush for 121 yards.
- X Started at left tackle on Thursday Night Football at Carolina (9/12).
- X Against N.Y. Giants (9/22), part of an offensive line that helped the team total 499 yards, including 144 rushing yards.
- X Started at left tackle at L.A. Rams (9/29), helping the offense total 464 yards and score six touchdowns in the team's 55-40 victory.

- X At New Orleans (10/6), started at left tackle.
- X Against Carolina at Tottenham Hotspur Stadium in London (10/13), started at left tackle.
- X Started at left tackle against Tennessee (10/27).
- X At Seattle (11/3), helped the team total 418 yards of offense.
- X Against Arizona (11/10), was part of an offense that totaled 457 yards, including 118 rushing yards.
- X Started against New Orleans (11/17).
- X At Atlanta (11/24), started at left guard, helping the offense record 446 yards, including 133 rushing yards, while allowing zero sacks.
- X Started at left tackle at Jacksonville (12/1).
- X Part of an offense that totaled 542 yards, the third-most in a single game in team history, against Indianapolis (12/8), while limiting the Colts to one sack.
- X Missed first career game at Detroit (12/15).
- X Returned to action against Houston (12/21), starting at left tackle, helping the team gain 435 yards of offense, including 106 rushing yards.
- X Started at left guard against Atlanta (12/29), with the team recording 136 rushing yards, averaging 6.5 yards per rush.

COLLEGE:

- X Started 31-of-32 career games played at Penn State (2011-14).
- X Played in the 2015 Senior Bowl.
- X Started 11 games in his redshirt junior season.
- X Named first-team preseason All-Big Ten by USA Today and Lindy's, while earning



second-team preseason all-conference honors from Athlon Sports and Phil Steele.

- X Part of an offense that put together a school-record 454 passing yards against UCF.
- X As a redshirt sophomore (2013), started 11 games at left tackle.
- X Honorable mention All-Big Ten choice.
- X Blocked for Big Ten Freshman-of-the-Year, quarterback Christian Hackenberg, who set 12 school freshman records.
- X Saw his first collegiate action as a redshirt freshman (2012), starting 9-of-10 games at left tackle.
- X Helped block for a Penn State squad that led the Big Ten in total offense (437.0 yards per game) in conference play, while ranking second in scoring offense (32.6 points per game) and passing offense (283.1 yards per game) against Big Ten opponents.
- X Selected to ESPN.com Big Ten All-Freshman team.
- X Redshirted as a freshman in 2011.
- X Graduated with a degree in criminology.

PERSONAL:

- X Attended Owings Mills High School (Owings Mills, Baltimore).
- X Played in the 2011 U.S. Army All-American Bowl.
- X Rated a four-star recruit by 24/7sports.com.
- X Earned first-team all-state honors and Baltimore Sun first-team all-met selection.
- X Did not allow a sack as a junior or senior.
- X Son of Sharon Thomas.
- X Has three sisters, Danielle and Tamika Thomas and Ebony Smith, and one brother, Dwayne Thomas.
- X Born Donovan Cole Smith on June 23, 1993 in Hempstead, New York.

COMMUNITY:

- X Smith helped encourage young men at the Juvenile Detention Center in Tampa sharing his childhood story during discussions. He also ate lunch and played football.

- X In November 2019, Smith participated in the 13th annual Turkey Time with the O-Line, handing out Thanksgiving meals to those in need.
- X To close out the 2019 season, Bailey helped surprised 30 kids with a shopping spree at Target. Their families also received \$100 gift cards to Publix and TECO paid for their energy bills.
- X Smith teamed up with teammates to help donate weekly meals from local businesses to Metropolitan Ministries, helping feed those in need during COVID-19.
- X In June 2017, hosted a group of children from Autism Speaks for a fun day at LegoLand, Florida.
- X Helped sponsor the 2015-17 "Turkey Time with the O-Line" event, a Thanksgiving program carried out by the offensive line which has provided thousands of meals for local families in need.
- X In October 2016, joined teammates and the entire Buccaneers business operations staff for the team's "Hometown Huddle", helping to refurbish the Sulphur Springs K-8 School and Community Center and interact with students.
- X In June 2016, participated in a surprise visit to the West Tampa Boys & Girls Club with WWE star Titus O'Neill and teammate Jameis Winston to share positive messages with the members and surprise kids with tickets to WWE Monday Night RAW.
- X In December 2015, visited patients battling injury and illness at All Children's Hospital in St. Petersburg.
- X In November 2015, congratulated students at Pinellas Park Middle School for winning the Fuel Up To Play 60 "Defend Your Turf Challenge" through a special assembly and P.E. class.
- X In October 2015, participated in games, arts and crafts, and activities with children at Metropolitan Ministries annual Fall Festival.
- X In September 2015, served lunch to more than 250 hungry and homeless men and women at Trinity Café.
- X In July 2015, went bowling with rookie or first-year firefighters and paramedics.
- X Had his head shaved by children battling cancer for the Buccaneers 2015 and 2016 Cut for a Cure to raise funds and awareness for the National Pediatric Cancer Foundation.
- X In May 2015, toured MacDill Air Force Base to greet military servicemen and servicewomen and learn about the important role that the base plays in the Tampa community.
- X In May 2015, visited wounded warriors recovering from injury and illness at James A. Haley Veterans' Hospital in Tampa.

SMITH'S CAREER STATISTICS

Games/Starts: TB: 2015: 16/16; 2016: 16/16; 2017: 16/16; 2018: 16/16; 2019: 15/15

Career Totals: 78/78

Misc. Tackles: 2 - 2 in 2018

Fumble Recoveries: 1 - 1 in 2017 (10/22 at Buffalo)

#26 RYAN SMITH

CORNERBACK
HT: 6-0 **WT:** 190
DOB: 9/7/93
NFL: 5TH YEAR
ACQ: D4, 2016
COLLEGE: NORTH CAROLINA CENTRAL



ACQUIRED BY BUCS:

- X Selected in the fourth round (108th overall) of the 2016 NFL Draft by the Buccaneers.

CAREER HIGHLIGHTS:

- X Has played in 57 career games, with 16 starts, recording 98 tackles, one interception, 12 passes defended, three forced fumbles and two fumble recoveries.
- X On special teams, has returned 10 kickoffs for 169 yards (16.9 avg.) with a long of 24, and added 12 tackles and two forced fumbles.
- X Snagged first career interception (Nick Mullens) in win vs. San Francisco (11/25/18).
- X Recorded first career fumble recovery, which he also forced, in win at Miami (11/19/17).
- X Blocked a PAT at New Orleans (11/5/17).
- X Made first NFL start at Minnesota (9/24/17).
- X Registered first career forced fumble in win vs. Chicago (9/17/17).
- X With Buccaneers leading 16-11 in the fourth quarter vs. New Orleans (12/11/16), kept a Tampa Bay punt from going into the end zone with a leaning save at the goal line, which was downed at the one-yard line.
- X Made NFL debut vs. Los Angeles Rams (9/25/16).

2019 HIGHLIGHTS:

- X Leads special teams unit with seven tackles and one forced fumble.
- X Spent the first four weeks of the season on the Reserve/Suspended list.

- X Made season debut at New Orleans (10/6) and recorded one special teams tackle.
- X On consecutive Tampa Bay punts in the first half vs. Carolina (10/13), downed one at the Panthers' one-yard line, followed by a fumble-forcing tackle leading to a Buccaneer takeaway.
- X Downed a punt at the Tennessee (10/27) one-yard line and recorded a tackle on a kickoff.
- X Led team with 29 special teams snaps at Seattle (11/3).
- X Recorded one tackle on defense and one on special teams in win vs. Arizona (11/10).
- X Tackled Saints punt returner Alvin Kamara for no gain among his team-leading 22 special teams snaps, vs. New Orleans (11/17).
- X Stopped Atlanta punt returner Kenjon Barner twice for gains of zero and two yards in win at Atlanta (11/24).
- X Saw most extensive action of the season on defense in win at Jacksonville (12/1), recording three tackles and one pass defended.
- X Led team with 25 special teams snaps in win vs. Indianapolis (12/8).

COLLEGE:

- X Attended North Carolina Central (2011-15), finishing his career starting 42-of-45 games, with 263 tackles, seven tackles for loss, 31 passes defended, eight fumble recoveries, seven interceptions, one forced fumble and one blocked kick. Also returned 14 kickoffs for 394 yards, with one touchdown.
- X Set a school record for solo tackles (168) and kickoff return yard average (28.1).

- X Voted second-team All-Mid-Eastern Athletic Conference (MEAC) as both a defensive back and a kick returner, after recording 52 tackles, 1.5 tackles for loss, 11 passes defended and two interceptions, to go along with 14 kickoff returns for 394 yards with one touchdown.
- X His 11 passes defended were third in the MEAC, while his 28.1 yards per kick return led the conference and ranked 10th in the FCS.
- X As a redshirt junior (2014), started all 12 games, registering 58 tackles, 1.5 tackles for loss, seven passes defended and one fumble recovery.
- X Started all 12 games as a redshirt sophomore (2013), tallying 88 tackles, 1.5 tackles for loss, five passes defended, three fumble recoveries, two interceptions, one forced fumble and one blocked kick.
- X Selected to the College Sports Journal FCS Freshman All-America team, following his redshirt freshman season (2012), when he notched 65 tackles, 2.5 tackles for loss, eight passes defended, four fumble recoveries and three interceptions.
- X Led the MEAC and tied for second among FCS leaders with four fumble recoveries.
- X Named MEAC Defensive Player of the Week after recording six tackles, three passes defended and an interception in a win at Savannah State (9/22/12).
- X Chosen as the MEAC Rookie of the Week after posting seven tackles, one interception and one fumble recovery in a win against Hampton (10/18/12).
- X Redshirted in 2011.
- X Graduated with a degree in criminal justice.

PERSONAL:

- X Attended Dr. Henry A. Wise, Jr. High School (Upper Marlboro, Maryland).
- X Selected first-team County 4A All-League and Maryland Big School All-State Honorable Mention.
- X Son of Damon and Traci Richardson.
- X Younger brother Tre was a teammate at NCCU.
- X Born Ryan Smith on September 7, 1993 in Augsburg, Germany.

COMMUNITY:

- X In December 2016, visited patients battling illness at All Children's Hospital in St. Petersburg to raise their spirits during the holidays.
- X In December 2016, congratulated Pizzo Elementary students and teachers for winning the Florida Dairy Council Defend Your Turf Challenge, hosting Play 60 drills and sharing the importance of a healthy diet.
- X In October 2016, joined teammates and the entire Buccaneers business operations staff for the team's "Hometown Huddle", helping to refurbish the Sulphur Springs K-8 School and Community Center and interact with students.
- X In September 2016, visited Moffitt Cancer Center in Tampa to visit with families battling cancer and run Play 60 drills for the children of patients and staff.
- X In June 2016, hosted a Play 60 event for children from the Jackson Heights NFL Y.E.T. Center.
- X In June 2016, toured MacDill Air Force Base to greet military servicemen and servicewomen and learn about the important role that the base plays in the Tampa community and beyond.
- X In May 2016, went bowling with rookie or first-year firefighters and paramedics from the City of Tampa.

SMITH'S CAREER STATISTICS

Year	Team	GP	GS	Tackles				INT				Fumbles			ST Tackles					
				T	S	A	Sk	Yds	No	Yds	Lg	TD	PD	FF	FR	Yds	T	S	A	
2016	Tampa Bay	14	0	0	0	0	0	0	0	0	0	0	0	0	0	0	0	1	1	0
2017	Tampa Bay	15	10	61	50	11	0	0	0	0	0	0	5	2	1	0	2	2	0	
2018	Tampa Bay	16	6	33	28	5	0	0	1	0	0	0	6	1	1	3	5	5	0	
2019	Tampa Bay	12	0	4	3	1	0	0	0	0	0	0	1	1	0	0	7	7	0	
NFL Totals		57	16	98	81	17	0	0	1	0	0	0	12	4	2	3	15	15	0	

Year	Team	KICKOFF RETURNS					PUNT RETURNS					
		No	Yds	Avg	Lg	TD	No	FC	Yds	Avg	Lg	TD
2016	Tampa Bay	10	169	16.9	24	0	0	0	0	-	-	0
Totals		10	169	16.9	24	0	0	0	0	-	-	0

ADDITIONAL STATS

ST Forced Fumbles: 2 - 1 in 2019;
1 in 2017

SMITH'S GAME-BY-GAME STATISTICS

2019

DATE	OPP	TACKLES				INTERCEPTIONS					FUMBLES			ST TACKLES						
		T	S	A	TFL	SK	YDS	QH	NO	YDS	LG	TD	PD	FF	FR	YDS	T	S	A	
Sept. 8	SF																			
Sept. 12	@CAR																			
Sept. 22	NYG																			
Sept. 29	@LAR																			
Oct. 6	@NO	0	0	0	0	0.0	0.0	0	0	0	0	0	0	0	0	0	1	1	0	
Oct. 13	CAR	0	0	0	0	0.0	0.0	0	0	0	0	0	0	0	0	0	1	1	0	
Oct. 27	@TEN	0	0	0	0	0.0	0.0	0	0	0	0	0	0	0	0	0	1	1	0	
Nov. 3	@SEA	0	0	0	0	0.0	0.0	0	0	0	0	0	0	0	0	0	0	0	0	
Nov. 10	ARI	1	1	0	0	0.0	0.0	0	0	0	0	0	0	0	0	0	1	1	0	
Nov. 17	NO	0	0	0	0	0.0	0.0	0	0	0	0	0	0	0	0	0	1	1	0	
Nov. 24	@ATL	0	0	0	0	0.0	0.0	0	0	0	0	0	0	0	0	0	2	2	0	
Dec. 1	@JAC	3	2	1	0	0.0	0.0	0	0	0	0	0	1	0	0	0	0	0	0	
Dec. 8	IND	0	0	0	0	0.0	0.0	0	0	0	0	0	0	0	0	0	0	0	0	
Dec. 15	@DET	0	0	0	0	0.0	0.0	0	0	0	0	0	0	0	0	0	0	0	0	
Dec. 21	HOU	0	0	0	0	0.0	0.0	0	0	0	0	0	0	0	0	0	0	0	0	
Dec. 29	ATL	0	0	0	0	0.0	0.0	0	0	0	0	0	0	0	0	0	0	0	0	
TOTALS		4	3	1	0	0.0	0.0	0	0	0	0	0	0	1	0	0	0	7	7	0

2018

DATE	OPP	TACKLES							INTERCEPTIONS					FUMBLES			ST TACKLES		
		T	S	A	TFL	SK	YDS	QH	NO	YDS	LG	TD	PD	FF	FR	YDS	T	S	A
Sept. 9	@NO	3	3	0	0	0.0	0.0	0	0	0	0	0	1	0	1	3	1	1	0
Sept. 16	PHI	7	5	2	0	0.0	0.0	0	0	0	0	2	0	0	0	2	2	0	
Sept. 24	PIT	0	0	0	0	0.0	0.0	0	0	0	0	0	0	0	0	0	0	0	
Sept. 30	@CHI	1	1	0	0	0.0	0.0	0	0	0	0	0	0	0	0	0	0	0	
Oct. 14	@ATL	6	6	0	0	0.0	0.0	0	0	0	0	0	0	1	0	0	0	0	
Oct. 21	CLE	0	0	0	0	0.0	0.0	0	0	0	0	0	0	0	0	1	1	0	
Oct. 28	@CIN	0	0	0	0	0.0	0.0	0	0	0	0	0	0	0	0	0	0	0	
Nov. 4	@CAR	1	1	0	1	0.0	0.0	0	0	0	0	0	0	0	0	0	0	0	
Nov. 11	WAS	0	0	0	0	0.0	0.0	0	0	0	0	0	0	0	0	0	0	0	
Nov. 18	@NYG	0	0	0	0	0.0	0.0	0	0	0	0	0	0	0	0	1	1	0	
Nov. 25	SF	0	0	0	0	0.0	0.0	0	1	0	0	0	1	0	0	0	0	0	
Dec. 2	CAR	3	3	0	0	0.0	0.0	0	0	0	0	1	0	0	0	0	0	0	
Dec. 9	NO	4	3	1	0	0.0	0.0	0	0	0	0	0	0	0	0	0	0	0	
Dec. 16	@BAL	4	3	1	0	0.0	0.0	0	0	0	0	0	0	0	0	0	0	0	
Dec. 23	@DAL	0	0	0	0	0.0	0.0	0	0	0	0	0	0	0	0	0	0	0	
Dec. 30	ATL	4	3	1	0	0.0	0.0	0	0	0	0	0	1	0	0	0	0	0	
TOTALS		33	28	5	1	0.0	0.0	0	1	0	0	0	6	1	1	3	5	5	0

2017

DATE	OPP	TACKLES							INTERCEPTIONS					FUMBLES			ST TACKLES		
		T	S	A	TFL	SK	YDS	QH	NO	YDS	LG	TD	PD	FF	FR	YDS	T	S	A
Sept. 17	CHI	3	3	0	0	0.0	0.0	0	0	0	0	0	0	1	0	0	1	1	0
Sept. 24	@MIN	3	3	0	0	0.0	0.0	0	0	0	0	1	0	0	0	0	0	0	0
Oct. 1	NYG	0	0	0	0	0.0	0.0	0	0	0	0	0	0	0	0	0	0	0	0
Oct. 5	NE	0	0	0	0	0.0	0.0	0	0	0	0	0	0	0	0	0	1	1	0
Oct. 15	@ARI	0	0	0	0	0.0	0.0	0	0	0	0	0	0	0	0	0	0	0	0
Oct. 22	@BUF	1	1	0	0	0.0	0.0	0	0	0	0	0	0	0	0	0	0	0	0
Oct. 29	CAR	6	6	0	0	0.0	0.0	0	0	0	0	2	0	0	0	0	0	0	0
Nov. 5	@NO	9	4	5	0	0.0	0.0	0	0	0	0	0	0	0	0	0	0	0	0
Nov. 12	NYJ	4	4	0	0	0.0	0.0	0	0	0	0	0	0	0	0	0	0	0	0
Nov. 19	@MIA	5	5	0	0	0.0	0.0	0	0	0	0	0	1	1	0	0	0	0	0
Nov. 26	@ATL	8	8	0	0	0.0	0.0	0	0	0	0	0	0	0	0	0	0	0	0
Dec. 3	@GB	5	2	3	0	0.0	0.0	0	0	0	0	1	0	0	0	0	0	0	0
Dec. 10	DET	8	5	3	0	0.0	0.0	0	0	0	0	0	0	0	0	0	0	0	0
Dec. 18	ATL	4	4	0	0	0.0	0.0	0	0	0	0	0	0	0	0	0	0	0	0
Dec. 24	@CAR								Inactive										
Dec. 31	NO	5	5	0	0	0.0	0.0	0	0	0	0	1	0	0	0	0	0	0	0
TOTALS		61	50	11	0	0.0	0.0	0	0	0	0	0	5	2	1	0	2	2	0

#64 AARON STINNIE

GUARD

HT: 6-3 **WT:** 312

DOB: 2/18/94

NFL: 3RD YEAR

ACQ: W (TEN), 2019

COLLEGE: JAMES MADISON



ACQUIRED BY BUCS:

- X Claimed by Tampa Bay off waivers from the Tennessee Titans on November 11, 2019.

ORIGINALLY ENTERED NFL:

- X Originally entered the league as a college free agent with the Tennessee Titans on May 11, 2018.

CAREER HIGHLIGHTS:

- X Played for the Tennessee Titans (2018-19) before joining Tampa Bay
- X Has played in four career games.
- X Made NFL debut against Los Angeles Chargers (10/21/18) in London.

2019 HIGHLIGHTS:

- X Played in three games with Tennessee before joining Tampa Bay.
- X Inactive Weeks 10-12, 16-17.
- X Made Buccaneers debut against Indianapolis (12/8).
- X Played in a reserve role at Detroit (12/15).

COLLEGE/PERSONAL/COMMUNITY:

- X Played at James Madison (2013-17), appearing in 54 games with 42 consecutive starts to finish his career.
- X Started all 15 games at left tackle as a redshirt senior (2017), earning Associated Press first-team FCS All-American honors, STATS FCS first-team All-American honors and first-team All-CAA distinction.
- X Earned HERO Sports FCS second-team All-American honors and first-team All-CAA as a redshirt junior (2016).
- X Transitioned from defensive line to offensive line as a redshirt sophomore (2015).
- X Played in 12 games as a defensive lineman as a redshirt freshman (2014).
- X Redshirted in 2013.
- X Attended St. Anne's-Belfield High School (Charlottesville, Virginia).
- X Son of Phil and Julia Stinnie.
- X Born Aaron Phillip Stinnie on February 18, 1994 in Charlottesville, Virginia.
- X To close out the 2019 season, Stinnie helped surprised 30 kids with a shopping spree at Target. Their families also received \$100 gift cards to Publix and TECO paid for their energy bills.

STINNIE'S CAREER STATISTICS

Games/Starts: TEN: 2018: 1/0; 2019: 3/0; TB: 2019: 2/0
Career Totals: 6/0

#93

NDAMUKONG SUH

DEFENSIVE LINEMAN

HT: 6-4 WT: 313

DOB: 1/6/87

NFL: 11TH YEAR

ACQ: UFA (LAR), 2019

COLLEGE: NEBRASKA



ACQUIRED BY BUCS:

- X Signed by Tampa Bay on May 29, 2019 as an unrestricted free agent from the Los Angeles Rams.

ORIGINALLY ENTERED NFL:

- X Originally entered the NFL as a first-round pick (second overall) of the Detroit Lions in the 2010 NFL Draft.

AWARDS & ACCOLADES:

- X 5x Pro Bowl Selection (2010, 2012-14, 2016)
- X 3x First-Team All-Pro (2010, 2013-14)
- X 2x Second-Team All-Pro (2012, 2016)
- X 2010 NFL AP Defensive Rookie of the Year
- X 2010 NFL All-Rookie Team

CAREER HIGHLIGHTS:

- X Played with the Detroit Lions (2010-14), Miami Dolphins (2015-17) and Los Angeles Rams (2018) before joining the Buccaneers.
- X Has started all 158 career regular season games he has played, totaling 519 tackles (114 for loss), 58.5 sacks, 36 passes defensed, four forced fumbles, eight fumble recoveries (three touchdowns) and one interception (returned 20 yards).
- X Has started all six postseason contests he has played in, recording 20 tackles (five for loss) and 5.0 sacks.
- X Since entering the NFL in 2010, his 114 tackles for loss are the seventh-most in the NFL and his 180 quarterback hits rank seventh.

- X Since entering the NFL in 2010, among defensive tackles, ranks fourth in sacks (58.5), second in tackles (519), second in tackles for loss (114), and first in passes defensed (36).
- X Has started 131 consecutive games, the longest active streak among defensive linemen and the third-longest among all players.
- X His three career fumble return touchdowns are tied for the ninth-most in NFL history.
- X Registered third career fumble return touchdown in win at Atlanta (11/24/19).
- X Scored second career touchdown on a fumble recovery he returned 37 yards with 1:06 remaining to seal Buccaneers win over Los Angeles Rams (9/29).
- X Has posted a single-game career high of 2.0 sacks in five regular season games, most recently against Houston Texans (10/25/15). Also has one postseason multi-sack game (at Dallas, 1/4/15).

2010-19 QUARTERBACK HITS LEADERS

Name (Team)	QBH
1. J.J. Watt (HOU)	265
2. Carlos Dunlap (CIN)	220
3. Von Miller (DEN)	217
4. Cameron Wake (Free Agent)	215
5. Michael Bennett (Retired)	191
6. Calais Campbell (BAL)	185
7. Ndamukong Suh (TB)	180
8. Clay Matthews (Free Agent)	179
9. Everson Griffen (Free Agent)	176
10. Aaron Donald (LAR)	173

FRONT OFFICE

VETERANS

2019 REVIEW

HISTORY

RECORDS

SIDELINES

- X Recorded a career-high 12 tackles at New England (9/18/16).
- X Tallied first career forced fumble at Miami (12/26/10).
- X Registered first career fumble recovery against Washington Redskins (10/31/10), returning it 20 yards for a touchdown.
- X Notched only career interception against St. Louis Rams (10/10/10).
- X Made NFL debut in start at Chicago Bears (9/12/10), recording a sack.

2019 HIGHLIGHTS:

- X His active streak of 131 consecutive starts is the longest among NFL defensive linemen and the third-longest among all players.
- X Started all 16 games, recording 41 tackles, including seven for loss, 2.5 sacks, 14 quarterback hits, four passes defended and four fumble recoveries (two returned for touchdowns).
- X His two fumble return touchdowns tied for the most ever in a single season since the 1970 merger.
- X His four opponent fumble recoveries tied for second in the NFL and his six since the start of 2018 are tied for the NFL lead.
- X Started season opener and Buccaneers debut vs. San Francisco (9/8) and recorded four tackles, including one for loss.
- X Recovered a fumble in 20-14 win at Carolina (9/12).
- X Recovered a fumble and returned it 37 yards for a touchdown with 1:06 remaining to seal win at Los Angeles Rams (9/29).

2010-19 TACKLES FOR LOSS

Name (Team)	TFL
1. J.J. Watt (HOU)	158
2. Calais Campbell (BAL)	141
3. Von Miller (DEN)	135
4. Michael Bennett (Retired)	131
5. Aaron Donald (LAR)	117
6. Lavonte David (TB)	116
7. Ndamukong Suh (TB)	114
7. Terrell Suggs (Free Agent)	117
9. Cameron Jordan (NO)	113
9. Jason Pierre-Paul (TB)	112

- X Logged three tackles at New Orleans (10/6).
- X Posted three tackles and his first half-sack as a Buccaneer, vs. Carolina (10/16).
- X Recorded one tackle at Tennessee (10/27).
- X Collected three tackles and a quarterback hit at Seattle (11/3).
- X Logged two tackles, including a sack (Kyler Murray), and two quarterback hits in win vs. Arizona (11/10).
- X Had five tackles (two for loss) and a quarterback hit against New Orleans (11/17).
- X Recovered a fumble at the Falcons' six-yard line and returned it for a touchdown to seal Buccaneers win at Atlanta (11/24).
- X Recovered a fumble and registered two tackles in win at Jacksonville (12/1).
- X Logged one tackle, a pass defended and one quarterback hit in win vs. Indianapolis (12/8).



- X Notched a sack among his three tackles and two quarterback hits in win at Detroit (12/15).
- X Collected a season-high five tackles, including one for loss, and one pass defended vs. Houston (12/21).
- X Posted two tackles, including one for loss, and two passes defended vs. Atlanta (12/29).

- X As a senior, earned the Outland Trophy, the Lombardi Award, the Bronko Nagurski Trophy, the Chuck Bednarik Award along with being named AP Player of the Year, Big 12 Defensive Player of the Year and earning unanimous All-American honors.

- X Attended Grant High School (Portland, Oregon).

- X Mother, Bernadette, is from Jamaica, while his father, Michael, hails from Cameroon.

- X Suh, along with the defensive lineman, hosted the 8th annual "D-Line Delivers Christmas". Local families were surprised with a tour of AdventHealth Training Center, dinner with D-Line, and a shopping spree at Target.

- X Suh took a visit to MacDill Air Force Base to learn and speak with members of the military.

COLLEGE/PERSONAL/COMMUNITY:

- X Played in 53 games at Nebraska (2005-09), with 39 starts, totaling 215 tackles (57 for loss), 24.0 sacks, 15 passes defended, four interceptions (returned 79 yards, two touchdowns), three forced fumbles and a fumble recovery. Also threw a two-yard touchdown pass and blocked six kicks.

SUH'S CAREER STATISTICS

Year	Team	Tackles						INT				Fumbles			ST Tackles				
		GP	GS	T	S	A	Sk	Yds	No	Yds	Lg	TD	PD	FF	FR	Yds	T	S	A
2010	Detroit	16	16	66	49	17	10.0	47.5	1	20	20	0	3	1	1	17	0	0	0
2011	Detroit	14	14	36	26	10	4.0	31.0	0	0	0	0	1	0	0	0	0	0	0
2012	Detroit	16	16	34	24	10	8.0	67.0	0	0	0	0	2	0	0	0	0	0	0
2013	Detroit	16	16	49	36	13	5.5	43.5	0	0	0	0	6	1	0	0	0	0	0
2014	Detroit	16	16	53	44	9	8.5	54.5	0	0	0	0	3	0	0	0	0	0	0
2015	Miami	16	16	61	39	22	6.0	41.0	0	0	0	0	5	0	0	0	0	0	0
2016	Miami	16	16	72	40	32	5.0	37.5	0	0	0	0	6	0	1	0	0	0	0
2017	Miami	16	16	48	29	19	4.5	17.0	0	0	0	0	2	2	0	0	0	0	0
2018	L.A. Rams	16	16	59	36	23	4.5	25.5	0	0	0	0	4	0	2	0	0	0	0
2019	Tampa Bay	16	16	41	22	19	2.5	12.0	0	0	0	0	4	0	4	43	0	0	0
NFL Totals		158	158	519	345	174	58.5	376.5	1	20	20	0	36	4	8	60	0	0	0

PLAYOFFS

Year	Team	Tackles						INT				Fumbles			ST Tackles				
		GP	GS	T	S	A	Sk	Yds	No	Yds	Lg	TD	PD	FF	FR	Yds	T	S	A
2011	Detroit	1	1	3	0	3	0.5	3	0	0	0	0	0	0	0	0	0	0	0
2014	Detroit	1	1	3	3	0	2	15	0	0	0	0	0	0	0	0	0	0	0
2016	Miami	1	1	4	4	0	1	9	0	0	0	0	0	0	0	0	0	0	0
2018	L.A. Rams	3	3	10	6	4	1.5	6.5	0	0	0	0	0	0	0	0	0	0	0
Postseason		4	4	18	15	3	0.5	3.5	0	0	0	0	4	0	0	0	0	0	0

SINGLE-GAME HIGHS

- Tackles:** 12, at New England, 9/18/16 (w/Miami)
- Sacks:** 2.0, six times (one in postseason), last vs. Houston, 10/25/15 (w/Miami)
- Interceptions:** 1, vs. St. Louis, 10/10/10 (w/Detroit)
- Forced Fumbles:** 1, four times, last vs. Oakland, 11/5/17 (w/Miami)
- Fumble Recoveries:** 1, eight times, last at Jacksonville, 12/1/19
- Passes Defended:** 2, five times, last vs. Atlanta, 12/29/19
- Touchdowns:** 3 (all FR-TD) - at Atlanta, 11/25/19; at L.A. Rams, 9/29/19, vs. Washington, 10/31/10 (w/Detroit)

SUH'S GAME-BY-GAME STATISTICS

2019

DATE	OPP	TACKLES							INTERCEPTIONS					FUMBLES			ST TACKLES		
		T	S	A	TFL	SK	YDS	QH	NO	YDS	LG	TD	PD	FF	FR	YDS	T	S	A
Sept. 8	SF	4	2	2	1	0.0	0.0	0	0	0	0	0	0	0	0	0	0	0	0
Sept. 12	@CAR	0	0	0	0	0.0	0.0	0	0	0	0	0	0	0	1	0	0	0	0
Sept. 22	NYG	1	0	1	0	0.0	0.0	1	0	0	0	0	0	0	0	0	0	0	0
Sept. 29	@LAR	2	1	1	0	0.0	0.0	2	0	0	0	0	0	0	1	37	0	0	0
Oct. 6	@NO	3	1	2	0	0.0	0.0	0	0	0	0	0	0	0	0	0	0	0	0
Oct. 13	CAR	3	2	1	0	0.5	6.0	1	0	0	0	0	0	0	0	0	0	0	0
Oct. 27	@TEN	1	0	1	0	0.0	0.0	0	0	0	0	0	0	0	0	0	0	0	0
Nov. 3	@SEA	3	0	3	0	0.0	0.0	1	0	0	0	0	0	0	0	0	0	0	0
Nov. 10	ARI	2	2	0	1	1.0	3.0	2	0	0	0	0	0	0	0	0	0	0	0
Nov. 17	NO	5	4	1	2	0.0	0.0	1	0	0	0	0	0	0	0	0	0	0	0
Nov. 24	@ATL	4	2	2	0	0.0	0.0	2	0	0	0	0	0	0	1	6	0	0	0
Dec. 1	@JAC	2	1	1	0	0.0	0.0	0	0	0	0	0	0	0	1	0	0	0	0
Dec. 8	IND	1	1	0	0	0.0	0.0	1	0	0	0	0	1	0	0	0	0	0	0
Dec. 15	@DET	3	2	1	1	1.0	3.0	2	0	0	0	0	0	0	0	0	0	0	0
Dec. 21	HOU	5	3	2	1	0.0	0.0	0	0	0	0	0	1	0	0	0	0	0	0
Dec. 29	ATL	2	1	1	1	0.0	0.0	1	0	0	0	0	2	0	0	0	0	0	0
TOTALS		41	22	19	7	2.5	12.0	14	0	0	0	0	4	0	4	43	0	0	0

2018 (W/L.A. RAMS)

DATE	OPP	TACKLES							INTERCEPTIONS					FUMBLES			ST TACKLES		
		T	S	A	TFL	SK	YDS	QH	NO	YDS	LG	TD	PD	FF	FR	YDS	T	S	A
Sept. 10	@OAK	4	2	2	0	0	0	1	0	0	0	0	0	0	0	0	0	0	0
Sept. 16	ARI	1	0	1	0	0	0	1	0	0	0	0	0	0	0	0	0	0	0
Sept. 23	LAC	3	2	1	1	1	4	2	0	0	0	0	1	0	1	0	0	0	0
Sept. 27	MIN	2	2	0	1	1	8	2	0	0	0	0	1	0	1	0	0	0	0
Oct. 7	@SEA	6	2	4	1	1	8	1	0	0	0	0	0	0	0	0	0	0	0
Oct. 14	@DEN	2	2	0	0	0	0	0	0	0	0	0	0	0	0	0	0	0	0
Oct. 21	@SF	2	2	0	0	0	0	1	0	0	0	0	0	0	0	0	0	0	0
Oct. 28	GB	2	2	0	0	0	0	1	0	0	0	0	0	0	0	0	0	0	0
Nov. 4	@NO	2	1	1	0	0	0	0	0	0	0	0	0	0	0	0	0	0	0
Nov. 11	SEA	9	5	4	0	0.5	3.5	3	0	0	0	0	0	0	0	0	0	0	0
Nov. 19	KC	1	0	1	0	0	0	0	0	0	0	0	0	0	0	0	0	0	0
Dec. 2	@DET	6	5	1	0	0	0	2	0	0	0	0	0	0	0	0	0	0	0
Dec. 9	@CHI	6	6	0	0	0	0	0	0	0	0	0	0	0	0	0	0	0	0
Dec. 16	PHI	5	3	2	0	0	0	2	0	0	0	0	0	0	0	0	0	0	0
Dec. 23	@ARI	5	1	4	1	1	2	2	0	0	0	0	2	0	0	0	0	0	0
Dec. 30	SF	3	1	2	0	0	0	1	0	0	0	0	0	0	0	0	0	0	0
TOTALS		59	36	23	4	4.5	25.5	19	0	0	0	0	4	0	2	0	0	0	0
PLAYOFFS																			
Jan. 12	DAL	4	3	1	1	0	0	2	0	0	0	0	0	0	0	0	0	0	0
Jan. 20	@NO	4	2	2	1	1.5	6.5	2	0	0	0	0	0	0	0	0	0	0	0
Feb. 3	NE	2	1	1	0	0	0	1	0	0	0	0	0	0	0	0	0	0	0
TOTALS		10	6	4	2	1.5	6.5	5	0	0	0	0	0	0	0	0	0	0	0

2017 (W/MIAMI)

DATE	OPP	TACKLES							INTERCEPTIONS					FUMBLES			ST TACKLES		
		T	S	A	TFL	SK	YDS	QH	NO	YDS	LG	TD	PD	FF	FR	YDS	T	S	A
Sept. 17	@LAC	4	2	2	2	0.0	0.0	0	0	0	0	0	0	0	0	0	0	0	0
Sept. 24	@NYJ	4	3	1	0	0.0	0.0	0	0	0	0	0	0	1	0	0	0	0	0
Oct. 1	NO	4	4	0	0	0.0	0.0	0	0	0	0	0	0	0	0	0	0	0	0
Oct. 8	TEN	1	1	0	0	1.0	0.0	1	0	0	0	0	0	0	0	0	0	0	0
Oct. 15	@ATL	3	2	1	1	1.0	5.0	1	0	0	0	0	0	0	0	0	0	0	0
Oct. 22	NYJ	2	0	2	0	0.5	5.0	2	0	0	0	0	0	0	0	0	0	0	0
Oct. 26	@BAL	5	3	2	1	0.0	0.0	0	0	0	0	0	0	0	0	0	0	0	0
Nov. 5	OAK	1	1	0	0	1.0	5.0	0	0	0	0	0	0	1	0	0	0	0	0
Nov. 13	@CAR	3	0	3	0	0.0	0.0	0	0	0	0	0	0	0	0	0	0	0	0
Nov. 19	TB	3	0	3	0	0.0	0.0	2	0	0	0	0	0	0	0	0	0	0	0
Nov. 26	@NE	1	1	0	1	0.0	0.0	1	0	0	0	0	1	0	0	0	0	0	0
Dec. 3	DEN	4	4	0	0	0.0	0.0	2	0	0	0	0	0	0	0	0	0	0	0
Dec. 11	NE	3	2	1	1	1.0	2.0	2	0	0	0	0	1	0	0	0	0	0	0
Dec. 17	@BUF	7	6	1	3	0.0	0.0	0	0	0	0	0	0	0	0	0	0	0	0
Dec. 24	@KC	2	0	2	0	0.0	0.0	1	0	0	0	0	0	0	0	0	0	0	0
Dec. 31	BUF	1	0	1	0	0.0	0.0	0	0	0	0	0	0	0	0	0	0	0	0
TOTALS		48	29	19	9	4.5	17.0	12	0	0	0	0	2	2	0	0	0	0	0

2016 (W/MIAMI)

DATE	OPP	TACKLES						INTERCEPTIONS				FUMBLES			ST TACKLES					
		T	S	A	TFL	SK	YDS	QH	NO	YDS	LG	TD	PD	FF	FR	YDS	T	S	A	
Sept. 11	@SEA	4	2	2	1	1.0	13.0	3	0	0	0	0	1	0	0	0	0	0	0	
Sept. 18	@NE	12	4	8	1	0.0	0.0	0	0	0	0	0	0	0	0	0	0	0	0	
Sept. 25	CLE	6	4	2	1	1.5	7.5	1	0	0	0	0	0	0	0	0	0	0	0	
Sept. 29	@CIN	5	3	2	0	0.0	0.0	0	0	0	0	0	0	0	0	0	0	0	0	
Oct. 9	TEN	1	1	0	0	0.0	0.0	0	0	0	0	0	0	0	0	0	0	0	0	
Oct. 16	PIT	2	1	1	0	0.0	0.0	1	0	0	0	0	0	0	0	0	0	0	0	
Oct. 23	BUF	2	1	1	1	1.0	6.0	4	0	0	0	0	0	0	0	0	0	0	0	
Nov. 6	NYJ	5	4	1	1	1.0	8.0	1	0	0	0	0	1	0	0	0	0	0	0	
Nov. 13	@SD	5	3	2	0	0.5	3.0	2	0	0	0	0	1	0	0	0	0	0	0	
Nov. 20	@LAR	6	3	3	1	0.0	0.0	0	0	0	0	0	1	0	0	0	0	0	0	
Nov. 27	SF	3	3	0	1	0.0	0.0	2	0	0	0	0	0	0	0	0	0	0	0	
Dec. 4	@BAL	2	0	2	0	0.0	0.0	1	0	0	0	0	0	0	0	0	0	0	0	
Dec. 11	ARI	4	2	2	0	0.0	0.0	2	0	0	0	0	0	0	0	0	0	0	0	
Dec. 17	@NYJ	5	4	1	3	0.0	0.0	0	0	0	0	0	0	1	0	0	0	0	0	
Dec. 24	@BUF	6	3	3	1	0.0	0.0	0	0	0	0	0	1	0	0	0	0	0	0	
Jan. 1	NE	4	2	2	0	0.0	0.0	0	0	0	0	0	1	0	0	0	0	0	0	
TOTALS		72	40	32	11	5.0	37.5	17	0	0	0	0	6	0	1	0	0	0	0	
PLAYOFFS																				
Jan. 8	@PIT	4	4	0	1	1.0	9.0	1	0	0	0	0	0	0	0	0	0	0	0	0
TOTALS		4	4	0	1	1.0	9.0	1	0	0	0	0	0	0	0	0	0	0	0	

2015 (W/MIAMI)

DATE	OPP	TACKLES						INTERCEPTIONS				FUMBLES			ST TACKLES				
		T	S	A	TFL	SK	YDS	QH	NO	YDS	LG	TD	PD	FF	FR	YDS	T	S	A
Sept. 13	@DAL	2	1	1	0	0.0	0.0	0	0	0	0	0	0	0	0	0	0	0	0
Sept. 20	ATL	1	1	0	0	0.0	0.0	0	0	0	0	0	0	0	0	0	0	0	0
Sept. 27	WAS	4	4	0	2	0.0	0.0	0	0	0	0	0	0	0	0	0	0	0	0
Oct. 4	@BUF	3	3	0	1	0.0	0.0	1	0	0	0	0	0	0	0	0	0	0	0
Oct. 18	SF	1	0	1	0	0.0	0.0	0	0	0	0	0	2	0	0	0	0	0	0
Oct. 25	@PHI	6	5	1	3	2.0	15.0	3	0	0	0	0	2	0	0	0	0	0	0
Oct. 29	DAL	2	0	2	0	0.0	0.0	2	0	0	0	0	0	0	0	0	0	0	0
Nov. 8	@NO	3	1	2	1	1.0	9.0	1	0	0	0	0	0	0	0	0	0	0	0
Nov. 15	@TB	9	7	2	4	1.0	7.0	3	0	0	0	0	0	0	0	0	0	0	0
Nov. 22	NE	7	4	3	1	0.0	0.0	0	0	0	0	0	0	0	0	0	0	0	0
Nov. 29	@WAS	4	1	3	1	0.0	0.0	1	0	0	0	0	0	0	0	0	0	0	0
Dec. 6	NYJ	4	2	2	0	0.0	0.0	2	0	0	0	0	0	0	0	0	0	0	0
Dec. 14	@MIA	4	3	1	1	0.0	0.0	0	0	0	0	0	1	0	0	0	0	0	0
Dec. 20	CAR	4	4	0	1	0.5	4.5	3	0	0	0	0	0	0	0	0	0	0	0
Dec. 27	@MIN	3	1	2	1	1.0	1.0	2	0	0	0	0	0	0	0	0	0	0	0
Jan. 3	PHI	4	2	2	1	0.5	4.5	2	0	0	0	0	0	0	0	0	0	0	0
TOTALS		61	39	22	17	6.0	41.0	20	0	0	0	0	5	0	0	0	0	0	0

2014 (W/DETROIT)

DATE	OPP	TACKLES						INTERCEPTIONS				FUMBLES			ST TACKLES					
		T	S	A	TFL	SK	YDS	QH	NO	YDS	LG	TD	PD	FF	FR	YDS	T	S	A	
Sept. 8	NYG	3	3	0	0	0.0	0.0	0	0	0	0	0	0	0	0	0	0	0	0	
Sept. 14	@CAR	3	3	0	2	0.0	0.0	0	0	0	0	0	0	0	0	0	0	0	0	
Sept. 21	GB	2	1	1	1	1.0	8.0	1	0	0	0	0	0	0	0	0	0	0	0	
Sept. 28	@NYJ	1	1	0	0	0.0	0.0	0	0	0	0	0	0	0	0	0	0	0	0	
Oct. 5	BUF	5	3	2	1	0.0	0.0	1	0	0	0	0	0	0	0	0	0	0	0	
Oct. 12	@MIN	4	4	0	3	2.0	3.0	2	0	0	0	0	0	0	0	0	0	0	0	
Oct. 19	NO	2	1	1	0	0.5	3.5	1	0	0	0	0	1	0	0	0	0	0	0	
Oct. 26	@ATL	3	3	0	0	0.0	0.0	0	0	0	0	0	0	0	0	0	0	0	0	
Nov. 9	MIA	4	3	1	3	1.0	10.0	3	0	0	0	0	0	0	0	0	0	0	0	
Nov. 16	@ARI	1	1	0	1	0.0	0.0	1	0	0	0	0	1	0	0	0	0	0	0	
Nov. 23	@NE	4	4	0	3	0.0	0.0	1	0	0	0	0	0	0	0	0	0	0	0	
Nov. 27	CHI	0	0	0	0	0.0	0.0	1	0	0	0	0	0	0	0	0	0	0	0	
Dec. 7	TB	6	5	1	3	1.0	11.0	3	0	0	0	0	0	0	0	0	0	0	0	
Dec. 14	MIN	4	2	1	1	1.0	8.0	1	0	0	0	0	0	0	0	0	0	0	0	
Dec. 21	@CHI	4	4	0	2	2.0	11.0	4	0	0	0	0	0	0	0	0	0	0	0	
Dec. 28	@GB	7	6	1	2	0.0	0.0	1	0	0	0	0	1	0	0	0	0	0	0	
TOTALS		53	44	9	21	8.5	54.5	20	0	0	0	0	3	0	0	0	0	0	0	
PLAYOFFS																				
Jan. 4	DAL	3	3	0	2	2.0	15.0	2	0	0	0	0	0	0	0	0	0	0	0	0
TOTALS		3	3	0	2	2.0	15.0	2	0	0	0	0	0	0	0	0	0	0	0	

2013 (W/DETROIT)

DATE	OPP	TACKLES							INTERCEPTIONS				FUMBLES			ST TACKLES			
		T	S	A	TFL	SK	YDS	QH	NO	YDS	LG	TD	PD	FF	FR	YDS	T	S	A
Sept. 8	MIN	0	0	0	0	0.0	0.0	1	0	0	0	0	1	0	0	0	0	0	0
Sept. 15	@ARI	3	3	0	2	0.0	0.0	2	0	0	0	0	0	0	0	0	0	0	0
Sept. 22	@WAS	5	4	1	0	0.0	0.0	1	0	0	0	0	0	0	0	0	0	0	0
Sept. 29	CHI	4	4	0	2	2.0	22.0	3	0	0	0	0	0	1	0	0	0	0	0
Oct. 6	@GB	5	3	2	1	0.5	2.5	1	0	0	0	0	0	0	0	0	0	0	0
Oct. 13	@CLE	1	1	0	0	0.0	0.0	1	0	0	0	0	0	0	0	0	0	0	0
Oct. 20	CIN	3	3	0	1	1.0	8.0	1	0	0	0	0	0	0	0	0	0	0	0
Oct. 27	DAL	1	1	0	0	0.0	0.0	1	0	0	0	0	0	0	0	0	0	0	0
Nov. 10	@CHI	2	2	0	1	1.0	9.0	4	0	0	0	0	1	0	0	0	0	0	0
Nov. 17	@PIT	1	0	1	0	0.0	0.0	0	0	0	0	0	0	0	0	0	0	0	0
Nov. 24	TB	3	1	2	1	0.0	0.0	0	0	0	0	0	0	0	0	0	0	0	0
Nov. 28	GB	4	2	2	1	1.0	2.0	2	0	0	0	0	1	0	0	0	0	0	0
Dec. 8	@PHI	10	7	3	0	0.0	0.0	1	0	0	0	0	0	0	0	0	0	0	0
Dec. 16	BAL	3	3	0	0	0.0	0.0	0	0	0	0	0	0	0	0	0	0	0	0
Dec. 22	NYG	1	0	1	0	0.0	0.0	2	0	0	0	0	1	0	0	0	0	0	0
Dec. 29	@MIN	3	2	1	0	0.0	0.0	0	0	0	0	0	2	0	0	0	0	0	0
TOTALS		49	36	13	9	5.5	43.5	20	0	0	0	0	6	1	0	0	0	0	0

2012 (W/DETROIT)

DATE	OPP	TACKLES							INTERCEPTIONS				FUMBLES			ST TACKLES			
		T	S	A	TFL	SK	YDS	QH	NO	YDS	LG	TD	PD	FF	FR	YDS	T	S	A
Sept. 9	STL	2	2	0	2	1.0	12.0	1	0	0	0	0	0	0	0	0	0	0	0
Sept. 16	@SF	1	1	0	1	1.0	12.0	2	0	0	0	0	0	0	0	0	0	0	0
Sept. 23	@TEN	2	2	0	0	0.0	0.0	1	0	0	0	0	0	0	0	0	0	0	0
Sept. 30	MIN	2	1	1	1	0.5	5.0	1	0	0	0	0	0	0	0	0	0	0	0
Oct. 14	@PHI	2	2	0	2	0.0	0.0	1	0	0	0	0	1	0	0	0	0	0	0
Oct. 22	@CHI	1	1	0	1	1.0	8.0	2	0	0	0	0	0	0	0	0	0	0	0
Oct. 28	SEA	2	2	0	2	0.0	0.0	2	0	0	0	0	0	0	0	0	0	0	0
Nov. 4	@JAC	0	0	0	0	0.0	0.0	0	0	0	0	0	0	0	0	0	0	0	0
Nov. 11	@MIN	2	2	0	1	1.0	7.0	2	0	0	0	0	0	0	0	0	0	0	0
Nov. 18	GB	5	2	3	0	0.0	0.0	0	0	0	0	0	0	0	0	0	0	0	0
Nov. 22	HOU	0	0	0	0	0.0	0.0	5	0	0	0	0	0	0	0	0	0	0	0
Dec. 2	IND	6	5	1	4	1.0	7.0	5	0	0	0	0	1	0	0	0	0	0	0
Dec. 9	@GB	1	0	1	0	0.0	0.0	0	0	0	0	0	0	0	0	0	0	0	0
Dec. 16	@ARI	3	2	1	1	1.0	7.0	4	0	0	0	0	0	0	0	0	0	0	0
Dec. 22	ATL	4	1	3	1	0.5	4.0	4	0	0	0	0	0	0	0	0	0	0	0
Dec. 30	CHI	1	1	0	1	1.0	5.0	2	0	0	0	0	0	0	0	0	0	0	0
TOTALS		34	24	10	17	8.0	67.0	32	0	0	0	0	2	0	0	0	0	0	0

2011 (W/DETROIT)

DATE	OPP	TACKLES							INTERCEPTIONS				FUMBLES			ST TACKLES				
		T	S	A	TFL	SK	YDS	QH	NO	YDS	LG	TD	PD	FF	FR	YDS	T	S	A	
Sept. 11	@TB	1	1	0	0	0.0	0.0	1	0	0	0	0	0	0	0	0	0	0	0	
Sept. 18	KC	3	2	1	1	1.0	9.0	2	0	0	0	0	0	0	0	0	0	0	0	
Sept. 25	@MIN	5	3	2	1	1.0	9.0	2	0	0	0	0	0	0	0	0	0	0	0	
Oct. 2	@DAL	3	2	1	1	0.0	0.0	0	0	0	0	0	0	0	0	0	0	0	0	
Oct. 10	CHI	4	4	0	0	0.0	0.0	0	0	0	0	0	0	0	0	0	0	0	0	
Oct. 16	SF	2	0	2	0	0.0	0.0	0	0	0	0	0	0	0	0	0	0	0	0	
Oct. 23	ATL	5	4	1	1	1.0	5.0	1	0	0	0	0	0	0	0	0	0	0	0	
Oct. 30	@DEN	1	1	0	0	0.0	0.0	0	0	0	0	0	0	0	0	0	0	0	0	
Nov. 13	@CHI	3	3	0	0	0.0	0.0	1	0	0	0	0	1	0	0	0	0	0	0	
Nov. 20	CAR	3	1	2	1	0.0	0.0	1	0	0	0	0	0	0	0	0	0	0	0	
Nov. 24	GB	1	1	0	0	0.0	0.0	0	0	0	0	0	0	0	0	0	0	0	0	
Dec. 4	@NO																			
Dec. 11	MIN																			
Dec. 18	@OAK	2	1	1	0	0.0	0.0	0	0	0	0	0	0	0	0	0	0	0	0	
Dec. 24	SD	2	2	0	0	0.0	0.0	0	0	0	0	0	0	0	0	0	0	0	0	
Jan. 1	@GB	1	1	0	1	1.0	8.0	1	0	0	0	0	0	0	0	0	0	0	0	
TOTALS		36	26	10	6	4.0	31.0	9	0	0	0	0	1	0	0	0	0	0	0	
PLAYOFFS																				
Jan. 7	@NO	3	0	3	0	0.5	3.0	2	0	0	0	0	0	0	0	0	0	0	0	
TOTALS		3	0	3	0	0.5	3.0	2	0	0	0	0	0	0	0	0	0	0	0	

2010 (W/DETROIT)

DATE	OPP	TACKLES						INTERCEPTIONS				FUMBLES			ST TACKLES				
		T	S	A	TFL	SK	YDS	QBH	NO	YDS	LG	TD	PD	FF	FR	YDS	T	S	A
Sept. 12	@CHI	1	1	0	1	1.0	1.0	1	0	0	0	0	0	0	0	0	0	0	0
Sept. 19	PHI	8	6	2	2	1.0	7.0	1	0	0	0	0	0	0	0	0	0	0	
Sept. 26	@MIN	4	4	0	0	0.0	0.0	1	0	0	0	0	0	0	0	0	0	0	
Oct. 3	@GB	3	3	0	1	1.0	5.0	1	0	0	0	0	0	0	0	0	0	0	
Oct. 10	STL	3	2	1	0	0.0	0.0	0	1	20	20	0	1	0	0	0	0	0	
Oct. 17	@NYG	3	2	1	2	1.5	7.5	3	0	0	0	0	0	0	0	0	0	0	
Oct. 31	WAS	5	4	1	2	2.0	17.0	2	0	0	0	0	0	0	1	17	0	0	
Nov. 7	NYJ	3	3	0	0	0.0	0.0	0	0	0	0	0	0	0	0	0	0	0	
Nov. 14	@BUF	3	1	2	1	0.0	0.0	1	0	0	0	0	0	0	0	0	0	0	
Nov. 21	@DAL	8	5	3	0	0.5	4.0	1	0	0	0	0	0	0	0	0	0	0	
Nov. 25	NE	4	3	1	2	1.0	3.0	1	0	0	0	0	0	0	0	0	0	0	
Dec. 5	CHI	4	3	1	0	0.0	0.0	0	0	0	0	0	1	0	0	0	0	0	
Dec. 12	GB	3	1	2	1	0.0	0.0	1	0	0	0	0	0	0	0	0	0	0	
Dec. 19	@TB	3	2	1	0	0.0	0.0	2	0	0	0	0	0	0	0	0	0	0	
Dec. 26	@MIA	5	5	0	1	1.0	3.0	1	0	0	0	0	1	1	0	0	0	0	
Jan. 2	MIN	6	4	2	0	1.0	0.0	1	0	0	0	0	0	0	0	0	0	0	
TOTALS		66	49	17	13	10.0	47.5	17	1	20	20	0	3	1	1	17	0	0	0

#97

ZACH TRINER

LONG SNAPPER

HT: 6-3 WT: 245

DOB: 1/30/91

NFL: 2ND YEAR

ACQ: FA, 2019

COLLEGE: ASSUMPTION

**TRANSACTIONS:**

- X Signed to a futures contract with New York Jets on January 5, 2017. Waived on May 8, 2017.
- X Signed to Green Bay Packers' practice squad on December 27, 2017. Signed to a futures contract with Green Bay on January 2, 2018. Waived on September 1, 2018.
- X Signed to a futures contract with Tampa Bay Buccaneers on January 3.

2019 HIGHLIGHTS:

- X Has served as team's long snapper on all place kicks and punts this season.
- X Made NFL debut in season opener vs. San Francisco (9/8).
- X Made first career tackle in win at Carolina (9/12).

COLLEGE:

- X Appeared in 25 games in three seasons at Assumption College (2012-14) as a defensive lineman.
- X Logged 66 tackles, 14 tackles for loss, 8.5 sacks, three forced fumbles and two fumble recoveries.
- X As a senior (2014), played in all 11 games, tallying 31 tackles, with 7.5 for loss, 5.5 sacks, two forced fumbles and one fumble recovery.
- X As a junior (2013), recorded 31 tackles, five tackles for loss, two sacks, one forced fumble and one fumble recovery.
- X Appeared in three games in his sophomore season (2012), notching four tackles and a sack.
- X Transferred from Sienna College, where he won a Metro Atlantic Athletic Conference title in lacrosse.
- X Majored in psychology.

PERSONAL:

- X Played football and lacrosse at Marshfield High School (Marshfield, Massachusetts), where he was a two-time all-state and all-conference performer in both sports.
- X Son of Kristin and Stephen Gangi. Father, Stephen, played in the MLB for the Boston Red Sox and Atlanta Braves.

COMMUNITY:

- X In November, Buccaneers specialist helped serve dinner to patients undergoing cancer treatments and their families at Florida Cancer Specialist.
- X Triner took a visit to MacDill Air Force Base to learn and speak with members of the military.
- X Triner also participated in the Buccaneers Mock Trial and sat in on bail and probation hearings at the Hillsborough County Courthouse on Tuesday to gain perspective on the criminal justice system.

TRINER'S CAREER STATISTICS

Games/Starts: TB: 2019: 16/0
Career Totals: 16/0
Special Teams Tackles: 1 - 1 in 2019

#50
VITA VEA

DEFENSIVE LINEMAN

HT: 6-4 **WT:** 347

DOB: 2/5/95

NFL: 3RD YEAR

ACQ: D1, 2018

COLLEGE: WASHINGTON

**ACQUIRED BY BUCS:**

- X Selected in the first round (12th overall) of the 2018 NFL Draft by the Buccaneers.

CAREER HIGHLIGHTS:

- X Has started 24-of-29 games he has played, recording 63 tackles, including eight for loss, 5.5 sacks and three passes defensed.
- X Scored first NFL touchdown when he caught a 1-yard pass from Jameis

Winston in Buccaneers' win at Atlanta (11/24).

- X Made NFL debut at Chicago (9/30/18).
- X Made first career start in win vs. Cleveland (10/21/18).
- X Recorded first career sack (Alex Smith) vs. Washington (11/11/18).
- X Recorded a career-high nine tackles, which is the most by a Buccaneers defensive lineman since Week 15 of 2015, at Baltimore (12/16/18).

2019 HIGHLIGHTS:

- X Started all 16 games as the centerpiece of the NFL's top-ranked run defense, recording 35 tackles, including four for loss, 2.5 sacks, three passes defended and 12 quarterback hits.
- X Has played six offensive snaps in goal-line situations, making one touchdown reception (one yard).
- X Started season opener vs. San Francisco (9/8) and recorded three tackles.
- X Contributed four tackles and a quarterback hit in win at Carolina (9/12).
- X Logged one tackle and two quarterback hits vs. New York Giants (9/22).
- X Recorded one tackle and two quarterback hits while anchoring defense which held Rams to 28 rushing yards in win at Los Angeles (9/29).
- X Posted one tackle at New Orleans (10/6).
- X Notched a half-sack and four tackles vs. Carolina (10/13).
- X Collected three tackles, including one for loss, at Tennessee (10/27).
- X Registered three tackles and one quarterback hit at Seattle (11/3).
- X Recorded three tackles and first career pass defended in win vs. Arizona (11/10). Also logged three offensive snaps and provided key block on Buccaneers' game-winning one-yard touchdown run with 1:43 remaining.
- X Matched a season high with four tackles vs. New Orleans (11/17).
- X Caught a one-yard touchdown pass from Jameis Winston to go along with a sack and two passes defended in the Buccaneers' win at Atlanta (11/24).
- X Anchored a defense that held Jacksonville (12/1) to 242 total net yards and 49 rushing yards (2.9 ypc) in victory. Also provided lead block on Peyton Barber one-yard touchdown run.
- X Anchored a defense that held Jacksonville (12/1) to 242 total net yards and 49 rushing yards (2.9 ypc) in victory. Also provided lead block on Peyton Barber one-yard touchdown run.
- X Registered one quarterback hit in win vs. Indianapolis (12/8).



- X Tallied three tackles, including one for loss, and one quarterback hit vs. Houston (12/21).
- X Logged three tackles, including a sack, vs. Atlanta (12/29).

COLLEGE:

- X Played in 40 career games at Washington (2014-17), recording 100 tackles (15 for loss), 9.5 sacks, six passes defended, two forced fumbles and two blocked kicks.
- X As a redshirt junior (2017), earned the Pac-12 Pat Tillman Defensive Player of the Year Award, as well as the Morris Trophy, given annually to the top defensive lineman in the Pac-12, as voted on by the conference's offensive linemen.
- X Named second-team All-American by USA Today, Sports Illustrated, SB Nation and The Athletic, while earning first-team All-Pac-12 Honors from both the league's coaches and the Associated Press. Was also a finalist for the Polynesian Player of the Year and was a Bednarik Award semifinalist.
- X Started all 13 games as a senior, recording 44 tackles (5.5 for loss), four passes defended, 2.5 sacks and a blocked punt.
- X Helped anchor Washington's run defense, which ranked fourth in the NCAA in rushing yards allowed per game (100.9), while only allowing 2.86 yards per carry, the second-lowest mark in the NCAA.
- X Part of a Washington defense that allowed just 16.1 points per game, the fifth-best mark in the country, and allowed only 298.0 yards per game, the eighth-fewest in the NCAA.
- X Played in all 14 games, with five starts, as a redshirt sophomore (2016), tallying

39 tackles (6.5 for loss), 5.0 sacks, two passes defended and a forced fumble.

- X As a redshirt freshman in 2015, played in 13 games, registering 17 tackles (three for loss), one forced fumble, one pass defended and one sack.
- X Redshirted in 2014.

PERSONAL/COMMUNITY:

- X Attended Milpitas High School (Milpitas, California).
- X Played defensive line and running back in high school.

X Named to MaxPreps.com All-NorCal first team and Division II all-state first-team as a senior, while also being named first-team All-Metro by the San Francisco Chronicle and the San Jose Mercury News.

- X Vea, along with the defensive lineman hosted the 8th annual "D-Line Delivers Christmas". Local families were surprised with a tour of AdventHealth Training Center, dinner with D-Line, and a shopping spree at Target.

VEA'S CAREER STATISTICS

Year	Team	Tackles						INT				Fumbles			ST Tackles					
		GP	GS	T	S	A	Sk	Yds	No	Yds	Lg	TD	PD	FF	FR	Yds	T	S	A	
2018	Tampa Bay	13	8	28	21	7	3.0	16.0	0	0	0	0	0	0	0	0	0	0	0	0
2019	Tampa Bay	16	16	35	19	16	2.5	17.0	0	0	0	0	3	0	0	0	0	0	0	
NFL Totals		29	24	63	40	23	5.5	33.0	0	0	0	0	3	0	0	0	0	0	0	

VEA'S GAME-BY-GAME STATISTICS

2019

DATE	OPP	TACKLES							INTERCEPTIONS				FUMBLES			ST TACKLES			
		T	S	A	TFL	SK	YDS	QH	NO	YDS	LG	TD	PD	FF	FR	YDS	T	S	A
Sept. 8	SF	3	2	1	0	0.0	0.0	0	0	0	0	0	0	0	0	0	0	0	0
Sept. 12	@CAR	4	0	4	0	0.0	0.0	1	0	0	0	0	0	0	0	0	0	0	0
Sept. 22	NYG	1	0	1	0	0.0	0.0	2	0	0	0	0	0	0	0	0	0	0	0
Sept. 29	@LAR	1	0	1	0	0.0	0.0	2	0	0	0	0	0	0	0	0	0	0	0
Oct. 6	@NO	1	1	0	0	0.0	0.0	0	0	0	0	0	0	0	0	0	0	0	0
Oct. 13	CAR	4	2	2	0	0.5	6.0	1	0	0	0	0	0	0	0	0	0	0	0
Oct. 27	@TEN	3	2	1	1	0.0	0.0	0	0	0	0	0	0	0	0	0	0	0	0
Nov. 3	@SEA	3	1	2	0	0.0	0.0	1	0	0	0	0	0	0	0	0	0	0	0
Nov. 10	ARI	3	3	0	0	0.0	0.0	0	0	0	0	0	1	0	0	0	0	0	0
Nov. 17	NO	4	3	1	0	0.0	0.0	0	0	0	0	0	0	0	0	0	0	0	0
Nov. 24	@ATL	2	1	1	1	1.0	6.0	1	0	0	0	0	2	0	0	0	0	0	0
Dec. 1	@JAC	0	0	0	0	0.0	0.0	0	0	0	0	0	0	0	0	0	0	0	0
Dec. 8	IND	0	0	0	0	0.0	0.0	1	0	0	0	0	0	0	0	0	0	0	0
Dec. 15	@DET	0	0	0	0	0.0	0.0	0	0	0	0	0	0	0	0	0	0	0	0
Dec. 21	HOU	3	2	1	1	0.0	0.0	1	0	0	0	0	0	0	0	0	0	0	0
Dec. 29	ATL	3	2	1	1	1.0	5.0	1	0	0	0	0	0	0	0	0	0	0	0
TOTALS		35	19	16	4	2.5	17.0	11	0	0	0	0	3	0	0	0	0	0	0

2018

DATE	OPP	TACKLES						INTERCEPTIONS				FUMBLES			ST TACKLES				
		T	S	A	TFL	SK	YDS	QH	NO	YDS	LG	TD	PD	FF	FR	YDS	T	S	A
Sept. 9	@NO								Inactive										
Sept. 16	PHI								Inactive										
Sept. 24	PIT								Inactive										
Sept. 30	@CHI	0	0	0	0	0.0	0.0	0	0	0	0	0	0	0	0	0	0	0	0
Oct. 14	@ATL	0	0	0	0	0.0	0.0	0	0	0	0	0	0	0	0	0	0	0	0
Oct. 21	CLE	1	1	0	0	0.0	0.0	0	0	0	0	0	0	0	0	0	0	0	0
Oct. 28	@CIN	1	0	1	0	0.0	0.0	0	0	0	0	0	0	0	0	0	0	0	0
Nov. 4	@CAR	0	0	0	0	0.0	0.0	0	0	0	0	0	0	0	0	0	0	0	0
Nov. 11	WAS	1	1	0	0	1.0	0.0	1	0	0	0	0	0	0	0	0	0	0	0
Nov. 18	@NYG	0	0	0	0	0.0	0.0	0	0	0	0	0	0	0	0	0	0	0	0
Nov. 25	SF	4	4	0	3	1.0	7.0	1	0	0	0	0	0	0	0	0	0	0	0
Dec. 2	CAR	1	0	1	0	0.0	0.0	0	0	0	0	0	0	0	0	0	0	0	0
Dec. 9	NO	4	3	1	0	0.0	0.0	1	0	0	0	0	0	0	0	0	0	0	0
Dec. 16	@BAL	9	6	3	0	0.0	0.0	0	0	0	0	0	0	0	0	0	0	0	0
Dec. 23	@DAL	3	2	1	1	1.0	9.0	1	0	0	0	0	0	0	0	0	0	0	0
Dec. 30	ATL	4	4	0	0	0.0	0.0	0	0	0	0	0	0	0	0	0	0	0	0
TOTALS		28	21	7	4	3.0	16.0	4	0	0	0	0	0	0	0	0	0	0	0

#17 JUSTIN WATSON

WIDE RECEIVER

HT: 6-3 WT: 215

DOB: 4/4/96

NFL: 3RD YEAR

ACQ: D5, 2018

COLLEGE: PENNSYLVANIA



ACQUIRED BY BUCS:

- X Selected in the fifth round (144th overall) of the 2018 NFL Draft by the Buccaneers.

2019 HIGHLIGHTS:

- X Played in a reserve role against San Francisco (9/8), downing a punt on special teams.
- X Caught a 12-yard pass at L.A. Rams (9/29).
- X Registered two special teams tackles against Arizona (11/10).
- X Against New Orleans (11/17), notched a special teams tackle.
- X Registered a special teams tackle at Jacksonville (12/1).
- X Saw the most extensive playing time on offense in his career against Indianapolis (12/8), catching five passes for 59 yards and a touchdown. Also served as the team's primary punt returner.
- X Caught two passes for 17 yards at Detroit (12/15).
- X Made first career start against Houston (12/21), catching five passes for 43 yards and one touchdown.
- X Started against Atlanta (12/29), catching two passes for 27 yards, while adding a special teams tackle.

COLLEGE:

- X Finished his collegiate career as Pennsylvania's all-time leader in receptions (285), receiving yards (3,777), receiving touchdowns (33) and all-purpose yards (4,116), while ranking second in total touchdowns (34).
- X Also set Ivy League career records in 100-yard games (19), consecutive games with a receiving touchdown (10) and consecutive games with a reception (40), while ranking second in conference history in receiving yards, third in receptions and third in receiving yards. His 2,675 receiving yards in conference play are the most in Ivy League history.
- X As a senior (2017) was a STATS FCS first-team All-American and a third-team Associated Press FCS All-American, as well as a finalist for the STATS FCS Walter Payton Award (FCS Offensive Player of the Year) and a finalist for the Stats FCS Doris Robinson Award (FCS Student-Athlete of the Year). Was a finalist for the Ivy League Offensive Player of the Year, a unanimous first-team All-Ivy League selection and a first-team Eastern College Athletic Conference All-Star.
- X During his senior season, caught 81 passes for 1,083 yards and 14 receiving touchdowns. His 14 receiving touchdowns set a school single-season record.
- X A finalist for the Walter Payton Award, the Doris Robinson Award and the Ivy League Offensive Player of the Year as a junior (2016), while also earning second-team STATS FCS All-American honors and unanimous first-team All-Ivy league honors.
- X Set school single-season records in receiving yards (1,115) and receptions (89), while adding eight receiving touchdowns. Led the Ivy League in receiving yards, receptions and receiving touchdowns.
- X Named third-team STATS FCS All-American and unanimous first-team All-Ivy League as a sophomore (2015), while finishing as the running up for the Ivy League Offensive Player of the Year after leading the conference in receptions (74), receiving yards (1,082) and receiving touchdowns (nine).
- X Played in all 10 games as a freshman (2014), setting school records in receptions (42) and receiving yards (497), while adding two touchdown catches.
- X Graduated from Wharton School at Pennsylvania.

PERSONAL:

- X Attended South Fayette High School (McDonald, Pennsylvania).
- X Named first-team all-state and all-conference as a senior.
- X Also lettered three years in basketball.
- X Son of Terri and Doug Watson.

WATSON'S CAREER STATISTICS

YEAR	TEAM	RECEIVING						RUSHING					
		GP	GS	NO	YDS	AVG	LG	TD	ATT	YDS	AVG	LG	TD
2018	Tampa Bay	12	0	1	5	5.0	5	0	0	0	-	-	0
2019	Tampa Bay	16	2	15	159	10.6	17t	1	0	0	-	-	0
NFL Totals		28	2	16	164	10.3	17t	1	0	0	-	-	0

ADDITIONAL STATS

Special Teams Tackles: 13 - 7 in 2019;
6 in 2018

WATSON'S GAME-BY-GAME STATISTICS

FRONT OFFICE

VETERANS

2019 REVIEW

HISTORY

RECORDS

SIDELINES

2019		RECEIVING						RUSHING				
DATE	OPP	NO	YDS	AVG	LG	TD	ATT	YDS	AVG	LG	TD	
Sept. 8	SF	0	0	-	-	0	0	0	-	-	0	
Sept. 12	@CAR	0	0	-	-	0	0	0	-	-	0	
Sept. 22	NYG	0	0	-	-	0	0	0	-	-	0	
Sept. 29	@LAR	1	13	13.0	13	0	0	0	-	-	0	
Oct. 6	@NO	0	0	-	-	0	0	0	-	-	0	
Oct. 13	CAR	0	0	-	-	0	0	0	-	-	0	
Oct. 27	@TEN	0	0	-	-	0	0	0	-	-	0	
Nov. 3	@SEA	0	0	-	-	0	0	0	-	-	0	
Nov. 10	ARI	0	0	-	-	0	0	0	-	-	0	
Nov. 17	NO	0	0	-	-	0	0	0	-	-	0	
Nov. 24	@ATL	0	0	-	-	0	0	0	-	-	0	
Dec. 1	@JAC	0	0	-	-	0	0	0	-	-	0	
Dec. 8	IND	5	59	11.8	17t	1	0	0	-	-	0	
Dec. 15	@DET	2	17	8.5	12	0	0	0	-	-	0	
Dec. 21	HOU	5	43	8.6	12	1	0	0	-	-	0	
Dec. 29	ATL	2	27	13.5	17	0	0	0	-	-	0	
TOTALS		15	159	10.6	17t	2	0	0	-	-	0	

#72
JOSH WELLS
TACKLE
HT: 6-6 WT: 308
DOB: 2/14/91
NFL: 7TH YEAR
ACQ: FA, 2019
COLLEGE: JAMES MADISON



ACQUIRED BY BUCS:

- X Signed by Tampa Bay as a free agent on September 10, 2019.

ORIGINALLY ENTERED NFL:

- X Originally entered the league as a college free agent with the St. Louis Rams on May 13, 2014.

CAREER HIGHLIGHTS:

- X Played with the Jacksonville Jaguars from 2014-18.
- X Has played in 52 career games, with 11 starts.
- X Has played in three postseason contests.
- X Made first career start against L.A. Chargers (11/12/17).
- X Made NFL debut against Indianapolis Colts (9/21/14).

2019 HIGHLIGHTS:

- X Inactive at Carolina (9/12)
- X Made Buccaneers debut against New York Giants (9/22).
- X Active, but did not play, at L.A. Rams (9/29).
- X Against Carolina at Tottenham Hotspur Stadium in London (10/13), started at right tackle.
- X Inactive at Tennessee (10/27).
- X At Seattle (11/3), played nine snaps on offense as a sixth offensive lineman.
- X Played eight snaps as a sixth offensive lineman against Arizona (11/10).
- X Saw time as a reserve lineman vs. New Orleans (11/17) and at Atlanta (11/24).
- X Played as an extra offensive lineman in the second half at Jacksonville (12/1), following an injury to Alex Cappa.

- X Against Indianapolis (12/8), played nine snaps as a sixth offensive linemen and filled in as a reserve offensive lineman.
- X Started at left tackle at Detroit (12/15), helping the team gain 495 yards of offense.
- X Played in a reserve role against Houston (12/21) and against Atlanta (12/29).

COLLEGE/PERSONAL:

- X Played at James Madison (2009-13).
- X Started all 12 games as a senior.
- X Two-time second-team All-CAA selection.

- X Attended Hanover High School (Mechanicsville, Virginia).
- X He and his wife, Morgan, have one daughter.

COMMUNITY:

- X In November 2019, Wells participated in the 13th annual Turkey Time with the O-Line, handing out Thanksgiving meals to those in need.
- X To close out the 2019 holiday season, Wells helped surprised 30 kids with a shopping spree at Target. Their families also received \$100 gift cards to Publix and TECO paid for their energy bills.

WELLS' CAREER STATISTICS

Games/Starts: JAC: 2014: 12/0; 2016: 5/0; 2017: 15/4 (P: 3/0); 2018: 7/5; TB: 2019: 13/2

Career Totals: 52/11 (P: 3/0)

Misc. Tackles: 1 - 1 in 2018

#45

DEVIN WHITE

LINEBACKER
HT: 6-0 **WT:** 237
DOB: 2/17/98
NFL: 2ND YEAR
ACQ: D1, 2019
COLLEGE: LSU



ACQUIRED BY BUCS:

- X Selected in the first round (fifth overall) of the 2018 NFL Draft by the Buccaneers.

AWARDS AND ACCOLADES:

- X 2x NFL Defensive Rookie of the Month (November & December 2019)

2019 HIGHLIGHTS:

- X Started all 13 games played, recording 91 tackles, including four for loss, 2.5 sacks, one interception, three passes defended, three forced fumbles, four fumble recoveries and league-lead tying two fumble return touchdowns.

- X Earned NFL Defensive Rookie of the Month for December, in which he totaled 22 tackles, three fumble recoveries, one forced fumble and a 91-yard fumble return for a touchdown, the longest in Buccaneers history. He became the fifth player, and first since 2009, to win the award in consecutive months.
- X Earned NFL Defensive Rookie of the Month for November, in which he ranked sixth in the NFL with 46 tackles, including five for loss, and added 2.5 sacks, two forced fumbles (one returned for touchdown), one interception and two passes defended.

- X His 91 tackles on the season ranked fourth among NFL rookies and his 83 since returning from injury in Week 6 were the most among rookies during that span.
- X Led all rookies with 7.0 tackles per game and tied for second among NFL rookies with three forced fumbles and four fumble recoveries.
- X His four fumble recoveries tied for the most ever by a Buccaneers rookie (Cecil Johnson, 1977) and ranked second in the NFL.
- X He is the first rookie since the 1970 merger with two opponent fumbles recovery touchdowns in a season.
- X Started NFL debut vs. San Francisco (9/8) and contributed six tackles.
- X Left win at Carolina (9/12) with a knee injury in first quarter.
- X Missed Weeks 3 and 4 with a knee injury.
- X Active, but did not play, at New Orleans (10/6).
- X Returned to action vs. Carolina (10/13) and led team with nine tackles, including one for loss.
- X Recorded six tackles, including a stop on a fake field goal in the fourth quarter. Also added a pass defended.
- X Collected a career- and team-high 12 tackles, his first career half-sack, and two forced fumbles at Seattle (11/3).
- X Logged six tackles in win vs. Arizona (11/10).
- X Tallied a career-high 13 tackles vs. New Orleans (11/17), the fifth-most by a Buccaneers rookie since 2010.
- X Notched a career-high two sacks among his eight tackles in win at Atlanta (11/24). Became first Buccaneers rookie since 2010 record to sacks in a single game.
- X Registered first career interception (Nick Foles) and touchdown (14-yard fumble return) to go along with team leading seven tackles and two passes defended in win at Jacksonville (12/1).
- X Posted six tackles and forced a fumble, which was recovered by the Buccaneers, in the fourth quarter of a 38-35 win vs. Indianapolis (12/8).
- X Recorded three tackles and a fumble recovery in win at Detroit (12/15).



- X Collected eight tackles and one fumble recovery vs. Houston (12/21).
- X Notched the longest fumble return in Buccaneers history with a 91-yard touchdown vs. Atlanta (12/29). It was the seventh-longest touchdown of any kind in team annals.

COLLEGE:

- X Played in 38 career games at LSU (2016-18), with 25 starts, totaling 286 tackles (29 for loss), 8.5 sacks, four forced fumbles, four fumble recoveries and an interception.
- X Earned six career SEC Defensive player of the Week Award (two in 2018, four in 2017), and received the Charles McClendon Award in both 2017 and 2018 as LSU's Most Valuable Player.
- X Won the Butkus Award as a junior (2018), given annually to the nation's top linebacker, after starting 12-of-13 games, recording an SEC-best 123 tackles (12 for loss), six passes defended, 3.0 sacks, three forced fumbles and two fumble recoveries. Also earned first-team All-American honors from Walter Camp, Associated Press, Sporting News and the American Football Coaches Association, as well as first-team All-SEC distinction.
- X Named second-team All-American and first-team All-SEC as a sophomore (2017), leading the conference in tackles per game (10.2) and ranking second in total tackles (133). Started all 13 games for the Tigers, with 14 tackles for loss, 4.5 sacks and an interception on the season.
- X As a true freshman (2016), earned Freshman All-SEC honors after posting 30 tackles (three for loss), a sack, a forced fumble and a fumble recovery.
- X Majored in sport administration.

PERSONAL:

- X Attended North Webster High School (Springhill, Louisiana).
- X Played linebacker and running back in high school.
- X A consensus four-star recruit, per Rivals, ESPN, 247Sports and Scout.
- X Invited to The Opening, an all-star summer prospect camp held on the Nike Campus.
- X Parents are Coesha Standokes-White and Carlos Thomas.

COMMUNITY:

- X In June 2019, rookies participated in Tampa's Police Department Citizen's Academy and visited MacDill's Air Force Base.
- X White was also participated in the Mock Trial as part of the Buccaneers social justice initiative.
- X During the holiday season, White invited 50 kids from the Boys and Girls Club bowling as a reward for their academic and athletic success.

WHITE'S CAREER STATISTICS

Year	Team	Tackles					INT					Fumbles			ST Tackles				
		GP	GS	T	S	A	Sk	Yds	No	Yds	Lg	TD	PD	FF	FR	Yds	T	S	A
2019	Tampa Bay	13	13	91	58	33	2.5	24.0	1	5	5	0	3	3	4	121	0	0	0
NFL Totals		13	13	91	58	33	2.5	24.0	1	5	5	0	3	3	4	121	0	0	0

WHITE'S GAME-BY-GAME STATISTICS**2019**

DATE	OPP	TACKLES							INTERCEPTIONS					FUMBLES			ST TACKLES		
		T	S	A	TFL	SK	YDS	QH	NO	YDS	LG	TD	PD	FF	FR	YDS	T	S	A
Sept. 8	SF	6	4	2	0	0.0	0.0	0	0	0	0	0	0	0	0	0	0	0	0
Sept. 12	@CAR	2	0	2	0	0.0	0.0	0	0	0	0	0	0	0	0	0	0	0	0
Sept. 22	NYG	Inactive																	
Sept. 29	@LAR	Inactive																	
Oct. 6	@NO	Did Not Play																	
Oct. 13	CAR	9	8	1	1	0.0	0.0	0	0	0	0	0	0	0	0	0	0	0	0
Oct. 27	@TEN	6	4	2	0	0.0	0.0	0	0	0	0	0	1	0	0	0	0	0	0
Nov. 3	@SEA	12	5	7	0	0.5	5.0	2	0	0	0	0	0	2	0	0	0	0	0
Nov. 10	ARI	6	3	3	0	0.0	0.0	0	0	0	0	0	0	0	0	0	0	0	0
Nov. 17	NO	13	10	3	0	0.0	0.0	0	0	0	0	0	0	0	0	0	0	0	0
Nov. 24	@ATL	8	5	3	2	2.0	19.0	2	0	0	0	0	0	0	0	0	0	0	0
Dec. 1	@JAC	7	5	2	1	0.0	0.0	1	1	0	0	0	2	0	1	14	0	0	0
Dec. 8	IND	6	3	3	0	0.0	0.0	0	0	0	0	0	0	1	0	0	0	0	0
Dec. 15	@DET	3	3	0	0	0.0	0.0	0	0	0	0	0	0	0	1	9	0	0	0
Dec. 21	HOU	8	4	4	0	0.0	0.0	0	0	0	0	0	0	0	1	7	0	0	0
Dec. 29	ATL	5	4	1	0	0.0	0.0	0	0	0	0	0	0	0	1	91t	0	0	0
TOTALS		91	58	33	4	2.5	24.0	5	1	0	0	0	3	3	4	121	0	0	0

#33

JORDAN WHITEHEAD

SAFETY

HT: 5-10 WT: 198

DOB: 3/18/97

NFL: 3RD YEAR

ACQ: D4, 2018

COLLEGE: PITTSBURGH



ACQUIRED BY BUCS:

- X Selected in the fourth round (117th overall) of the 2018 NFL Draft by the Buccaneers.

CAREER HIGHLIGHTS:

- X Has played in 29 games, with 25 starts, totaling 144 tackles, including eight for loss, one interception, one fumble recovery and 13 passes defended.
- X As a rookie in 2018, started 11 games and ranked second on team with 76 tackles, including four for loss, while adding four passes defended.
- X Made NFL debut in reserve role at New Orleans (9/9/18).
- X Recorded career-high 10 tackles and two passes defended in win vs. San Francisco (11/25/19).
- X Registered first career interception (Jared Goff) among his three passes defended in win at Los Angeles Rams (9/29/19).

2019 HIGHLIGHTS:

- X Started all 14 games he played, ranking third on the team with 68 tackles, including four for loss, and nine passes defended, while recording one interception and one fumble recovery.
- X His nine passes defended are tied for eighth among all safeties in the NFL.
- X Started opener vs. San Francisco (9/8) and led the team with eight tackles.
- X Tallied six tackles and one pass defended in win at Carolina (9/12).
- X Logged three tackles vs. New York Giants (9/22).
- X Posted two tackles, his first career interception and three passes defended in win at Los Angeles Rams (9/29).

- X Finished with seven tackles and two passes defended at New Orleans (10/6).
- X Recorded four tackles and a pass defended vs. Carolina (10/13).
- X Registered two tackles at Tennessee (10/27).
- X Collected seven tackles, including one for loss, one pass defended, and the first fumble recovery of his career, at Seattle (11/3).
- X Notched six tackles (one for loss) against Arizona (11/10).
- X Posted three tackles vs. New Orleans (11/17).
- X Recorded six tackles in win at Atlanta (11/24).
- X Registered four tackles on defense and one on special teams in win at Jacksonville (12/1).
- X Led team with nine tackles, including one for loss, in win vs. Indianapolis (12/8).
- X Recorded one tackle for loss and one pass defended in win at Detroit (12/15), before leaving the game with a hamstring injury.
- X Placed on Injured Reserve on December 18.

COLLEGE:

- X Started 30-of-31 career games at Pittsburgh (2015-17), totaling 234 tackles (7.5 for loss), 12 passes defended, three interceptions, three fumble recoveries, two forced fumbles and a half sack. Also saw time on offense, rushing 43 times for 362 yards (8.4 avg.) and three touchdowns.
- X Declared for the NFL Draft following his junior season (2017), when he started all nine games he played in, recording 60 tackles, four passes defended, one interception and one fumble recovery.

FRONT OFFICE

VETERANS

2019 REVIEW

HISTORY

RECORDS

SIDELINES

Also rushed for 142 yards and a touchdown.

- X Earned honorable mention All-ACC honors from the league's coaches and was named ACC Co-Defensive Back of the Week after recording a team-leading 10 tackles and a game-clinching interception in a win against Duke.
- X Earned second-team All-ACC honors from the league's coaches and media as a sophomore (2016), after starting nine games and tallying 65 tackles (1.5 for loss), two passes defended, one interception (returned 59 yards for a touchdown), one forced fumble and one fumble recovery.
- X A consensus Freshman All-American in 2015 after started 12-of-13 games, registering 109 tackles (six for loss), six passes defended, one interception, one forced fumble, one fumble recovery (returned 22 yards for a touchdown) and a half-sack. Also rushed 12 times for 122 yards and two touchdowns.
- X Named the ACC Rookie of the Year and Defensive Rookie of the Year by the Atlantic Coast Sports Media Association (ACSM), becoming the first player to earn both awards since North Carolina cornerback Dre Bly in 1996. He was also named ACC Defensive Rookie of the Year by the league's coaches and shared overall ACC Rookie of the Year

with Pittsburgh running back Qadree Ollison.

- X A third-team All-ACC selection by the league's media and coaches and a three-time ACC rookie of the Week, his 109 tackles established a new school record for a freshman.
- X Majored in communication.

PERSONAL:

- X Attended Central Valley High School (Aliquippa, Pennsylvania).
- X Pennsylvania's No. 1 overall prospect according to Rivals, earning Player of the Year honors from the Pittsburgh Post-Gazette, Pittsburgh Tribune-Review and Beaver Country Times, while being selected All-State Class AAA by the Pennsylvania Sports Writers, first-team All-Class AAA and Class AAA Defensive Player of the Year by Pennsylvania Football News. Named to the Pennsylvania Football News 2014 #TeamPA, which recognizes the best players in the state regardless of school classification.
- X Received the Pittsburgh Athletics Association Mercury Award, honoring the top high school football player in Western Pennsylvania.
- X Selected to play in the Semper Fidelis All-American Bowl.
- X Has one brother and one sister
- X Son of Gregory and Antonia Whitehead.



WHITEHEAD'S CAREER STATISTICS

Year	Team	GP	GS	Tackles			Sk	Yds	INT				Fumbles			ST Tackles			
				T	S	A			No	Yds	Lg	TD	PD	FF	FR	Yds	T	S	A
2018	Tampa Bay	15	11	76	61	15	0.0	0.0	0	0	0	0	4	0	0	0	0	0	0
2019	Tampa Bay	14	14	69	50	19	0.0	0.0	1	11	11	0	9	0	1	0	1	1	0
NFL Totals		29	25	145	111	34	0.0	0.0	1	11	11	0	13	0	1	0	1	1	0

WHITEHEAD'S GAME-BY-GAME STATISTICS

2019

DATE	OPP	TACKLES				TFL	SK	YDS	QH	INTERCEPTIONS				FUMBLES			ST TACKLES			
		T	S	A	T					S	A	NO	YDS	LG	TD	PD	FF	FR	YDS	T
Sept. 8	SF	8	7	1	0	0.0	0.0	0	0	0	0	0	0	0	0	0	0	0	0	0
Sept. 12	@CAR	6	3	3	0	0.0	0.0	0	0	0	0	0	1	0	0	0	0	0	0	0
Sept. 22	NYG	3	2	1	0	0.0	0.0	0	0	0	0	0	0	0	0	0	0	0	0	0
Sept. 29	@LAR	2	2	0	0	0.0	0.0	0	1	11	11	0	3	0	0	0	0	0	0	0
Oct. 6	@NO	8	7	1	0	0.0	0.0	0	0	0	0	0	2	0	0	0	0	0	0	0
Oct. 13	CAR	4	3	1	0	0.0	0.0	0	0	0	0	0	1	0	0	0	0	0	0	0
Oct. 27	@TEN	2	1	1	0	0.0	0.0	0	0	0	0	0	0	0	0	0	0	0	0	0
Nov. 3	@SEA	7	7	0	1	0.0	0.0	0	0	0	0	0	1	0	1	0	0	0	0	0
Nov. 10	ARI	6	4	2	1	0.0	0.0	0	0	0	0	0	0	0	0	0	0	0	0	0
Nov. 17	NO	3	2	1	0	0.0	0.0	0	0	0	0	0	0	0	0	0	0	0	0	0
Nov. 24	@ATL	6	2	4	0	0.0	0.0	0	0	0	0	0	0	0	0	0	0	0	0	0
Dec. 1	@JAC	4	3	1	0	0.0	0.0	0	0	0	0	0	0	0	0	0	0	1	1	0
Dec. 8	IND	9	6	3	1	0.0	0.0	0	0	0	0	0	0	0	0	0	0	0	0	0
Dec. 15	@DET	1	1	0	1	0.0	0.0	1	0	0	0	0	1	0	0	0	0	0	0	0
Dec. 21	HOU	Injured Reserve																		
Dec. 29	ATL	Injured Reserve																		
TOTALS		69	50	19	4	0.0	0.0	1	1	11	11	0	9	0	1	0	1	1	0	

2018

DATE	OPP	TACKLES				TFL	SK	YDS	QH	INTERCEPTIONS				FUMBLES			ST TACKLES			
		T	S	A	T					S	A	NO	YDS	LG	TD	PD	FF	FR	YDS	T
Sept. 9	@NO	0	0	0	0	0.0	0.0	0	0	0	0	0	0	0	0	0	0	0	0	0
Sept. 16	PHI	6	4	2	0	0.0	0.0	0	0	0	0	0	0	0	0	0	0	0	0	0
Sept. 24	PIT	4	4	0	1	0.0	0.0	0	0	0	0	0	0	0	0	0	0	0	0	0
Sept. 30	@CHI	Inactive																		
Oct. 14	@ATL	6	4	2	0	0.0	0.0	0	0	0	0	0	0	0	0	0	0	0	0	0
Oct. 21	CLE	3	3	0	0	0.0	0.0	0	0	0	0	0	0	0	0	0	0	0	0	0
Oct. 28	@CIN	4	4	0	1	0.0	0.0	0	0	0	0	0	0	0	0	0	0	0	0	0
Nov. 4	@CAR	8	4	4	0	0.0	0.0	0	0	0	0	0	0	0	0	0	0	0	0	0
Nov. 11	WAS	4	3	1	0	0.0	0.0	0	0	0	0	0	0	0	0	0	0	0	0	0
Nov. 18	@NYG	8	7	1	1	0.0	0.0	0	0	0	0	0	0	0	0	0	0	0	0	0
Nov. 25	SF	10	10	0	0	0.0	0.0	0	0	0	0	0	2	0	0	0	0	0	0	0
Dec. 2	CAR	7	5	2	0	0.0	0.0	0	0	0	0	0	0	0	0	0	0	0	0	0
Dec. 9	NO	3	2	1	0	0.0	0.0	0	0	0	0	0	0	0	0	0	0	0	0	0
Dec. 16	@BAL	3	1	2	0	0.0	0.0	0	0	0	0	0	1	0	0	0	0	0	0	0
Dec. 23	@DAL	7	7	0	1	0.0	0.0	0	0	0	0	0	0	0	0	0	0	0	0	0
Dec. 30	ATL	3	3	0	0	0.0	0.0	0	0	0	0	0	1	0	0	0	0	0	0	0
TOTALS		76	61	15	4	0.0	0.0	0	0	0	0	0	4	0	0	0	0	0	0	

#37 MAZZI WILKINS

CORNERBACK
HT: 6-0 **WT:** 181
DOB: 10/12/95
NFL: 2ND YEAR
ACQ: FA, 2019
COLLEGE: USF



ACQUIRED BY BUCS:

- X Signed by Tampa Bay as a free agent on July 24, 2019.

2019 HIGHLIGHTS:

- X Spent Weeks 1-10 on Tampa Bay's practice squad.
- X Promoted to active roster on November 13.
- X Inactive against New Orleans (11/17) and at Atlanta (11/24).
- X Made NFL debut in win at Jacksonville (12/1), recording two tackles.
- X Played in a reserve role in win vs. Indianapolis (12/8).
- X Played on special teams in win at Detroit (12/15).
- X Played on special teams vs. Houston (12/21).
- X Recorded one tackle in a reserve role vs. Atlanta (12/29).

COLLEGE/PERSONAL:

- X Played in 47 games, with 22 starts, at USF (2014-17), totaling 110 tackles, 22 passes defended and three interceptions.
- X Started 11-of-12 games as a senior (2018), amassing 48 tackles (1.5 for loss), nine passes defended and one fumble recovery.
- X Posted 32 tackles, 12 passes defended and three interceptions as a junior (2017).
- X Appeared in 12 games in his sophomore season (2016), recording 10 tackles.
- X As a redshirt freshman (2015), registered 20 tackles and a pass defended.
- X Redshirted during his true freshman season (2014).
- X Majored in health sciences.
- X Attended Plant High School (Tampa, Florida), earning second-team all-county honors as a senior.
- X Son of Geneala Broome.

#78 TRISTAN WIRES

TACKLE

HT: 6-5 WT: 320

DOB: 1/24/99

NFL: ROOKIE

ACQ: D1, 2020

COLLEGE: IOWA



ACQUIRED BY BUCS:

- X Selected in the first round (13th overall) of the 2020 NFL Draft by the Buccaneers.

COLLEGE:

- X Started 32 career games at Iowa (2017-19), seeing time at both right and left tackle.
- X As a junior (2019), earned first-team All-America honors from the Football Writers of America, Walter Camp Foundation and Phil Steele, while being named second-team All-America by the Associated Press, American Football Coaches Association and The Athletic.
- X Earned the Rimington-Pace Offensive Lineman of the Year in the Big Ten, while garnering first-team All-Big Ten distinction from the league's coaches and media, as well as The Associated Press and Phil Steele. Also a semi-finalist for the 2019 Outland Trophy.
- X Named honorable mention All-Big Ten by both league coaches and media after starting all 12 at right games he played in as a sophomore (2018).
- X Started in seven games as a freshman (2017), becoming the first true freshman to start at either offensive tackle position in the Kirk Ferentz era.
- X Received honorable mention Big Ten Conference All-Freshman team

designation from BTN.com, as well as the team's Next Man In award on offense.

- X Majored in communication studies.

PERSONAL:

- X Attended Mount Vernon High School (Mount Vernon, Iowa).
- X Played offensive and defensive line in high school.
- X Selected to the U.S. Army All-American Bowl following prep career.
- X Named to Des Moines Register Elite all-state team as a senior, while also being named captain of 2A Iowa Newspaper Association all-state.
- X As a senior, was named district offensive line MVP and Class 2A Iowa Preps Offensive Lineman of the Year.
- X Named first-team all-district for three straight seasons.
- X Also lettered in track and wrestling during his prep career, winning a state wrestling championship as a senior, shot put as a junior and senior and discus in his sophomore, junior and senior years.
- X Just the fourth Iowa male prep to win shot and discus titles in consecutive years and the first to win three straight discus titles since the 1950s.
- X Mother is Sarah Wirfs.

#31

ANTOINE WINFIELD JR.

SAFETY

HT: 5-9 WT: 203

DOB: 8/16/98

NFL: 3RD YEAR

ACQ: D2, 2020

COLLEGE: MINNESOTA

**ACQUIRED BY BUCS:**

- X Selected in the second round (45th overall) of the 2020 NFL Draft by the Buccaneers.

COLLEGE:

- X Started 33 career games at Minnesota (2016-19), totaling 177 tackles (seven for loss), with nine interceptions (returned 180 yards, two touchdowns), 4.0 sacks, three fumble recoveries and two forced fumbles. Also returned a punt for a touchdown and blocked a field goal.
- X Earned unanimous All-American honors as a redshirt sophomore (2019), leading the Gophers with 88 tackles (3.5 for loss) and 3.0 sacks, while tying the modern era school record with seven interceptions, the fourth-most in the NCAA. Returned one interception for a touchdown.
- X Also selected All-Big Ten first team and named Big Ten Defensive Back of the Year while being named a finalist for the Brono Nagurski Award, given annually to the best defensive player in the nation.
- X Named Big Ten Defensive Player of the Week following game against Fresno State, in which he notched four tackles, one sack and recorded an interception in the end zone to seal the win in double overtime.
- X Named National and Big Ten Defensive Player of the Week after registering 11 tackles and two interceptions against Penn State.
- X In 2018, played in four games before missing the remainder of the season. During those four games, recorded a

punt returned 76 yards for a touchdown against New Mexico State, a game-sealing end zone interception against Fresno State and a fumble recovery against Miami (OH).

- X Limited to four games in 2017, but recorded a sack, two pass breakup and a blocked field goal against Buffalo.
- X As a freshman in 2016, played in 12 games, with nine starts, tallying 52 tackles, one fumble recovery and an interception, returned 82 yards for a touchdown.
- X A three-time Academic All-Big Ten selection (2017-19) and a CoSida Academic All-District selection in 2019. Also named Big Ten Distinguished Scholar in both 2018 and 2019.
- X Majored in business & marketing education.

PERSONAL:

- X Attended The Woodlands High School (The Woodlands, Texas).
- X Named Montgomery County Player of the Year as a senior.
- X Son of Antoine and Erniece Winfield.
- X Father, Antoine, played defensive back at Ohio State, earning Jim Thorpe award as the nation's top defensive back in 1998. He was then a first-round draft selection by the Buffalo Bills and went on to play 14 seasons in the NFL with the Bills and the Minnesota Vikings, earning three All-Pro selections.
- X Has two brothers, Austin and Ethan. Austin is a defensive back for the Gophers.

#30

KE'SHAWN VAUGHN

RUNNING BACK

HT: 5-10 **WT:** 214

DOB: 5/4/97

NFL: ROOKIE

ACQ: D3, 2020

COLLEGE: VANDERBILT



ACQUIRED BY BUCS:

- X Selected in the third round (76th overall) of the 2020 NFL Draft by the Buccaneers.

COLLEGE:

- X Played in 46 career collegiate games, spending time at Illinois (2015-16) before transferring to Vanderbilt (2018-19). Totaled 3,296 yards on 572 attempts (5.8 avg.) with 30 touchdowns, while catching 67 passes for 666 yards.
- X In two seasons at Vanderbilt (2018-19), recorded 2,272 rushing yards on 355 carries (6.4 avg.), with 21 touchdowns, while catching 42 passes for 458 yards. Finished his career ranked fifth all-time in rushing yards and third all-time in rushing touchdowns in Vanderbilt history, while his nine 100-yard rushing games are fourth all-time. Joined Ralph Webb and Zac Staley as the only running backs in school history to post consecutive 1,000-yard seasons.
- X As a redshirt senior (2019), played in 12 games, rushing 198 times for 1,028 yards and nine touchdowns, while catching 29 passes for 288 yards.

- X In his first season at Vanderbilt (2018), rushed for 1,244 yards on 157 carries (7.9 avg.), with 12 touchdowns. Totaled the second-most rushing yards in a single season in school history, while his 7.9 rushing average ranked eighth in the NCAA (min. 50 attempts).
- X In the Texas Bowl against Baylor, posted 243 rushing yards and two touchdowns, the second-most single-game rushing yards in school history.
- X During two seasons at Illinois (2015-16), rushed 217 times for 1,024 yards (4.7 avg.) with nine rushing touchdowns and 25 receptions for 208 yards.
- X Graduated with a degree in sociology.

PERSONAL:

- X Attended Pearl-Cohn High School (Nashville, Tennessee).
- X 2014 Tennessee Gatorade Player of the Year and 2014 Mr. Football 4A Back of the Year.
- X Son of Keith Vaughn and Tameka Dennis.
- X Has two brothers, Dominique Trotter and Ke'Juan Vaughn, and two sisters, Ke'Osha Vaughn and Sydnee McGee.
- X Full name is Ke'Shawn LaMonte Vaughn.

FRONT OFFICE

DRAFT PICKS

2019 REVIEW

HISTORY

RECORDS

SIDELINES

#16 TYLER JOHNSON

WIDE RECEIVER
HT: 6-1 **WT:** 206
DOB: 1/24/98
NFL: ROOKIE
ACQ: D5, 2020
COLLEGE: MINNESOTA



ACQUIRED BY BUCS:

- X Selected in the fifth round (161st overall) of the 2020 NFL Draft by the Buccaneers.

COLLEGE:

- X Played in 49 career games at Minnesota (2016-19), catching 213 passes for 3,305 yards and 33 touchdowns.
- X Finished his career as the school's all-time leader in receiving yards and receiving touchdowns while ranking second in Gopher history in receptions. His 16 career 100-yard receiving games are the most in school history, as are his three career games with at least three receiving touchdowns.
- X Started all 13 games as a senior (2019), setting single-season program records for receptions (86), receiving yards (1,318) and receiving touchdowns (13), earning first-team All-Big Ten honors.
- X Notched seven 100-yard receiving games as a senior, the most in a season in team history. Also became the first player in school history to register consecutive 1,000-yard receiving seasons.

- X Named Outback Bowl MVP after setting career highs in receptions (12) and receiving yards (204), to go along with two touchdown catches.
- X As a junior (2018), started all 13 games, catching 78 passes for 1,169 yards and 12 touchdowns en route to earning first-team All-Big Ten honors.
- X Caught 35 passes for 677 yards and seven touchdowns in 10 games as a sophomore (2017), garnering honorable mention All-Big Ten distinction.
- X As a true freshman (2016), played in 13 games, with one start, tallying 14 receptions for 141 yards.

PERSONAL:

- X Attended Minneapolis North High School (Minneapolis, Minnesota).
- X Played quarterback and defensive back, helping lead the team to a state championship appearance as a senior.
- X Son of Tyrone and Lacreasha Johnson.
- X Has one brothers, Tayler, and three sisters, Tytiana, Taylah and Tylynn.

#94 KHALIL DAVIS

DEFENSIVE LINEMAN
HT: 6-1 **WT:** 308
DOB: 8/22/96
NFL: ROOKIE
ACQ: D6, 2020
COLLEGE: NEBRASKA



ACQUIRED BY BUCS:

- X Selected in the sixth round (194th overall) of the 2020 NFL Draft by the Buccaneers.

COLLEGE:

- X Played in 47 career games at Nebraska (2016-19), recording 106 tackles (26 for loss), 13.0 sacks, two forced fumbles, two passes defended and one fumble recovery.
- X Started all 11 games he played in as a senior (2019), registering 45 tackles (12 for loss), 8.0 sacks and a pass defended, earning third-team All-Big Ten honors from the league's coaches and honorable mention All-Big Ten distinction from the league's media, while being named the Nebraska Defensive Lineman of the Year.
- X Named honorable mention All-Big Ten as a junior (2018), playing in 12 games, totaling 41 tackles (eight for loss), 3.0 sacks, one forced fumble and one fumble recovery.
- X As a sophomore (2017), played in 12 games, with 15 tackles (four for loss), 2.0 sacks, one forced fumble and a pass defended.

- X In 2016, played in 12 games as a redshirt freshman, tallying five tackles (two for loss).
- X Redshirted in 2015.
- X An eight-time letterwinner at Nebraska (four each in football and track). He and his twin brother Carlos are the first Huskers in more than 50 yards to be eight-time letter winners and just the ninth and 10th eight-time letterwinners in the history of Nebraska Athletics.
- X Graduated with a degree in child, youth and family studies.

PERSONAL:

- X Attended Blue Springs High School (Blue Springs, Missouri).
- X As a senior, earned Class 6 all-state honors, as well as an All-Metro selection.
- X Son of Carl and Tracy Davis.
- X Has a twin brother, Carlos, who played alongside Khalil at Nebraska and was a seventh-round draft pick of the Pittsburgh Steelers in the 2020 NFL Draft.

#53

CHAPELLE RUSSELL**OUTSIDE LINEBACKER****HT:** 6-2 **WT:** 236**DOB:** 1/20/97**NFL:** ROOKIE**ACQ:** D7A, 2020**COLLEGE:** TEMPLE**ACQUIRED BY BUCS:**

- X Selected in the seventh round (241st overall) of the 2020 NFL Draft by the Buccaneers.

COLLEGE:

- X Played in 45 career games at Temple (2016-19), recording 238 tackles (19.5 for loss), 10 passes defensed, six fumble recoveries, three forced fumbles and 3.0 sacks.
- X Started all 13 games he played in as a senior (2019), registering 73 tackles (nine for loss), 8.0 sacks and three passes defensed.
- X Led the NCAA in fumble recoveries as a redshirt junior (2018), with five, to go along with 70 tackles (five for loss) and 1.5 sacks.
- X Named Male Comeback Player of the Year by Temple Athletics.
- X Played in nine games, with eight starts, as a redshirt sophomore (2017),

registering 70 tackles (3.5 for loss), two forced fumbles and a half sack.

- X In 2016, played in 10 games as a redshirt freshman, tallying 25 tackles (two for loss), two passes defensed, a forced fumble, a fumble recovery and one sack.
- X Redshirted in 2015.
- X Majored in media studies and production.

PERSONAL:

- X Attended Lakewood High School (Lakewood, New Jersey).
- X Named to All-Class B South team as a senior.
- X Mother, Nikita Smith, was in the Navy.
- X Has one brother, Anthony Cook.
- X Born Chapelle A. Cook. Took his father's last name following high school.

#43

RAYMOND CALAIS

RUNNING BACK

HT: 5-8 **WT:** 188

DOB: 4/2/98

NFL: ROOKIE

ACQ: D7B, 2020

COLLEGE: LOUISIANA-LAFAYETTE



ACQUIRED BY BUCS:

- X Selected in the seventh round (245th overall) of the 2020 NFL Draft by the Buccaneers.

COLLEGE:

- X Played in 49 career games at Louisiana (2016-19), rushing 236 times for 1,845 yards (7.8 avg.) with 15 touchdowns, while catching 17 passes for 145 yards and one touchdown. Also returned 99 kickoffs for 2,493 yards and two touchdowns.
- X Played in 14 games, with seven starts, as a senior (2019), earning first-team All-Sun Belt honors as a return specialist, while earning third-team all-conference honors as a running back and as an all-purpose player. Rushed 117 times for 886 yards (7.6 avg.) and six touchdowns, while catching 10 passes for 67 yards. Also returned 19 kickoffs for 541 yards (28.5 avg.).
- X As a junior (2018), played in all 14 games, earning All-Sun Belt Honorable mention honors, rushing 81 times for 754 yards (9.3 avg.), with seven touchdowns. Also returned 35 kickoffs for 908 yards.
- X Served primarily as a kick returner as a sophomore (2017), returning

- 30 kickoffs for 715 yards with two touchdowns. Two touchdown returns were tied for the fifth-most in the NCAA. Also rushed for 88 yards on 15 attempts.
- X As a freshman (2016), played in nine games, gaining 446 all-purpose yards (117 rushing yards, 329 kick return yards).
- X Majored in exercise science.

PERSONAL:

- X Attended Cecilia High School (Breaux Bridge, Louisiana).
- X Named to Class 4A All-State Offensive MVP and the Gatorade Louisiana Boys Track & Field Athlete of the Year as a senior.
- X Won two individual titles and anchored two winning relay quartets at the Class 4A state meet, while also winning the 100 and 200 meter dashes at the district championships. Named the state's Outstanding Track Performer by the Louisiana Sports Writers Association.
- X Son of Christina and Raymond Calais, Sr.
- X Has two brothers and one sister.

#57
QUINTON BELL

OUTSIDE LINEBACKER

HT: 6-4 WT: 253

DOB: 5/9/96

NFL: 1ST YEAR

ACQ: FA, 2019

COLLEGE: PRAIRIE VIEW A&M

**TRANSACTIONS:**

- X Originally entered the NFL as a seventh-round pick (230th overall) of the Oakland Raiders in the 2019 NFL Draft. Waived on August 31, 2019.
- X Signed to the Oakland Raiders practice squad on September 2, 2019. Released from the practice squad on October 15, 2019.
- X Signed to Tampa Bay's practice squad on November 5, 2019. Signed a reserve/futures contract on December 30, 2019.

2019 HIGHLIGHTS:

- X Spent time on the Oakland Raiders and Tampa Bay Buccaneers' practice squads.

COLLEGE/PERSONAL:

- X Played in 34 games at Prairie View A&M (2015-18), converting from wide receiver to defensive end prior to his final season.
- X As a defensive end, recorded 42 tackles (8.5 for loss) and 7.5 sacks, earning second-team All-Southwest Conference honors.
- X As a receiver, recorded 19 career receptions for 259 yards and one touchdown.
- X Attended Costa Mesa High School (Costa Mesa, California).
- X Uncle, Nick Bell, was a second-round draft pick of the Los Angeles Raiders in 1991 and played in 35 games for the team over three seasons (1991-93).

#46
MICHAEL DIVINITY

OUTSIDE LINEBACKER

HT: 6-2 WT: 242

DOB: 5/13/97

NFL: ROOKIE

ACQ: FA, 2020

COLLEGE: LSU

**ACQUIRED BY BUCS:**

- X Signed by Tampa Bay as a college free agent on May 4, 2020.

COLLEGE:

- X Played in 37 games at LSU (2016-19), registering 105 tackles (17 for loss), 8.0 sacks, four fumble recoveries (one returned for touchdown), two forced fumbles and one interception.
- X Started three-of-five games as a senior (2019), with 23 tackles (four for loss), 3.0 sacks and a forced fumble.
- X As a junior (2018), started 11-of-12 games, finishing the season with 54 tackles (9.5 for loss), 5.0 sacks, two fumble recoveries (one returned for a touchdown), one forced fumble and one interception.
- X Posted 15 tackles (2.5 for loss), two fumble recoveries and one sack as a sophomore (2017).
- X During his true freshman season (2016), played in nine games, recording 13 tackles (one for loss).
- X Majored in sport administration.

PERSONAL:

- X Attended John Ehret High School (Marrero, Louisiana).
- X Invited to play in the Under Armour All-American Game.
- X A consensus four-star prospect by 247Sports, Scout, Rivals and ESPN.
- X Named to the second team defense of the Max Pres All-American team and

#77
ANTHONY FABIANO
CENTER
HT: 6-4 WT: 302
DOB: 7/13/93
NFL: 1ST YEAR
ACQ: FA, 2019
COLLEGE: HARVARD

TRANSACTIONS:

- X Signed by Baltimore Ravens as a college free agent on May 6, 2016. Waived by Baltimore on August 29, 2016.
- X Signed to Cleveland Browns practice squad on September 5, 2016. Promoted to the active roster on October 5, 2016. Waived on October 10, 2016.
- X Re-signed to Cleveland's practice squad on October 12, 2016. Promoted to the active roster on December 5, 2016. Waived on September 2, 2017.
- X Signed to Washington Redskins practice squad on September 4, 2017. Released from the practice squad on September 11, 2017.
- X Signed to New York Giants practice squad on October 4, 2017. Release from the practice squad on October 10, 2017.
- X Signed to New England Patriots practice squad on November 9, 2017. Released from the practice squad on November 11, 2017.
- X Signed to Indianapolis Colts practice squad on November 28, 2017. Promoted to active roster on December 2, 2017. Waived by Indianapolis on May 14, 2018.
- X Claimed off of waivers by Cleveland on May 15, 2018. Waived by Cleveland on August 31, 2018.

also named Louisiana All-USA first-team defense.

- X Louisiana Sportswriters Association 5A Defensive MVP as a senior, a member of the New Orleans All-Metro first team as selected by NOLA.com and named to the Baton Rough Advocate's Super Dozen.



- X Signed to Philadelphia Eagles practice squad on November 20, 2018. Signed a reserve/futures contract on January 14, 2019. Waived on August 30, 2019.
- X Signed to Tampa Bay's practice squad on October 16, 2019. Signed a reserve/futures contract on December 30, 2019.

CAREER HIGHLIGHTS:

- X Has played in nine career games, with two starts.
- X Played in five games, with one start, for the Indianapolis Colts in 2017.
- X Played in four games, with one start, for the Cleveland Browns in 2016.
- X Started first career game at Pittsburgh on January 1, 2017.
- X Made NFL debut on December 11, 2016.

COLLEGE/PERSONAL:

- X Played in 32 games, with 29 starts, at Harvard, seeing time at both guard and tackle.
- X As a senior in 2015, earned first-team All-Ivy League and ECAC FCS All-Star Honors.
- X Graduated from Harvard with a degree in economics.
- X Attended Wakefield High School (Wakefield, Massachusetts), earning first-team all-league accolades as a senior.

#5

JOHN FRANKLIN III

QUARTERBACK

HT: 6-1 WT: 186

DOB: 9/21/94

NFL: 1ST YEAR

ACQ: FA, 2019

COLLEGE: FLORIDA ATLANTIC

ACQUIRED BY BUCS:

- X Signed to Tampa Bay's practice squad on November 13, 2019. Promoted to the active roster on December 24, 2019.

ORIGINALLY ENTERED NFL:

- X Originally entered the NFL as a college free agent with the Chicago Bears on May 14, 2018.

CAREER HIGHLIGHTS:

- X Made NFL debut against Atlanta (12/21), rushing one time for 11 yards.
- X Spent time on the Chicago Bears practice squad in 2018.

2019 HIGHLIGHTS:

- X Spent Weeks 11-16 on Tampa Bay's practice squad.
- X Made NFL debut against Atlanta (12/21), rushing one time for 11 yards.

**COLLEGE/PERSONAL:**

- X Played in 13 games at Florida Atlantic in 2017, switching from quarterback to wide receiver, catching seven passes for 95 yards and one touchdown, while rushing 16 times for 229 yards (14.3 avg.) and two touchdowns. Also completed a 49-yard pass.
- X In 2016, played in 13 games at quarterback for Auburn, completing 14-of-26 passes for 204 yards and a touchdown, while also rushing for 430 yards on 46 carries (9.3 avg.) and two touchdowns.
- X Played in nine games at quarterback for East Mississippi Community College in 2015, throwing for 733 yards and seven touchdowns and rushing for 451 yards and nine touchdowns.
- X Attended South Plantation High School (Fort Lauderdale, Florida).

#2

ELLIOTT FRY

KICKER

HT: 6-0 WT: 170

DOB: 12/12/94

NFL: 1ST YEAR

ACQ: W (CAR), 2020

COLLEGE: SOUTH CAROLINA

TRANSACTIONS:

- X Signed by Chicago Bears on April 12, 2019. Waived on August 18, 2019.
- X Signed by Baltimore Ravens on August 26, 2019. Waived on August 30, 2019.
- X Signed a reserve/futures contract with the Carolina Panthers on December 30, 2019. Waived on April 30, 2020.



- X Claimed off of waivers by Tampa Bay on May 1, 2020.

CAREER HIGHLIGHTS:

- X Played for the Orlando Apollos of the Alliance of American Football, connecting on all 14 field goal attempts.

COLLEGE/PERSONAL:

- X Connected on 66-of-88 field goal attempts (75.0 pct.) and 161-of-162 extra point attempts (99.4 pct.) at South Carolina, finishing his career as the school's all-time leading scorer.
- X Named a Lou Groza semifinalist in 2014.
- X Marketing major.
- X Attended Prince of Peace Christian School (Carrollton, Texas), earning first-team all-league accolades as a senior.
- X Diagnosed with Type 1 diabetes as a child, has been active with the Juvenile Diabetes Research Foundation.

#49
CAM GILL
OUTSIDE LINEBACKER
HT: 6-3 WT: 240
DOB: 12/3/97
NFL: ROOKIE
ACO: FA, 2020
COLLEGE: WAGNER

ACQUIRED BY BUCS:

- X Signed by Tampa Bay as a college free agent on May 4, 2020.

COLLEGE:

- X Played in 45 games at Wagner (2016-19), finishing his career as one of the most decorated players in program history, earning multiple FCS All-American honors and being selected as the Northeast Conference's Defensive Player of the Year in both his junior and senior seasons, becoming the fifth player in league history to repeat as the top defensive player.
- X In his career, played in 45 games, with 35 starts, totaling 188 tackles (59 for loss), 36.0 sacks, eight forced fumbles, three fumble recoveries and one interception. His 36.0 career sacks established a new NEC record
- X As a senior (2019), earned FCS All-American honors from STATS (first team), Hero Sports (second team), Associated Press (third team) and first-team All-Eastern College Athletic Conference selection after posting 60 tackles (20 for loss), 9.5 sacks, three forced fumbles and two fumble recoveries in 12 games. Also a finalist for the Buck Buchanan Award, given to the top FCS defensive player in the country.
- X In 2018, as a junior, earned second-team FCS All-American honors from STATS and third-team distinction from the Associated press, while being named Defensive Player of the Year by both the ECAC and the NEC and finishing as a finalist for the Buck Buchanan Award. Started 10-of-11 games, registering 61 tackles (24 for loss), 13.5 sacks, three forced fumbles and one fumble recovery.
- X Started all 11 games as a sophomore (2017), recording 53 tackles (13 for loss), 11.0 sacks and one forced fumble.
- X As a true freshman (2016), played in 11 games, with two starts, notching 14 tackles (two for loss), 2.0 sacks, one forced fumble and one interception.

PERSONAL:

- X Attended Chapel Hill High School (Douglasville, Georgia).



#15 CYRIL GRAYSON

WIDE RECEIVER


HT: 5-9 **WT:** 183

DOB: 12/5/93

NFL: 1ST YEAR

ACQ: FA, 2019

COLLEGE: LSU



TRANSACTIONS:

- X Signed by Seattle Seahawks as a college free agent on April 11, 2017. Waived on September 2, 2017.
- X Signed to Seahawks' practice squad on September 3, 2017. Released on September 8, 2017.
- X Signed to Indianapolis Colts' practice squad on September 3, 2017. Released on October 17, 2017.
- X Re-signed to Seahawks' practice squad on December 5, 2017. Signed a futures contract with Seattle on January 2, 2018. Waived on September 1, 2018.
- X Signed to Houston Texans' practice squad on October 1, 2018. Released on October 29, 2018.
- X Signed to Chicago Bears' practice squad on November 27, 2018. Signed a futures contract with Chicago on January 8, 2019. Waived on May 2, 2019.
- X Signed by New Orleans Saints on May 13, 2019. Waived on August 30, 2019.

X Signed to Dallas Cowboys' practice squad on December 11, 2019.

X Signed by Tampa Bay on December 17, 2019 from the Cowboys' practice squad.

2019 HIGHLIGHTS:

- X Made NFL debut against Houston (12/21).
- X Caught a three-yard pass against Atlanta (12/29).

COLLEGE/PERSONAL:

- X Competed in track & field at LSU, ending his career as a four-time NCAA Champion and seven-time All-American between the indoor and outdoor seasons from 2013-16.
- X Member of two NCAA Indoor Champion relay teams (2014 and 2016) and back-to-back NCAA Outdoor Champion relay teams (2015-16).
- X Majored in kinesiology with a concentration in human movement.
- X Attended Archbishop Rummell High School (Metairie, Louisiana), where he played football as a senior.

#25

JAVON HAGAN

SAFETY

HT: 6-0 **WT:** 215

DOB: 12/3/97

NFL: ROOKIE

ACQ: FA, 2020

COLLEGE: OHIO



ACQUIRED BY BUCS:

- X Signed by Tampa Bay as a college free agent on May 4, 2020.

COLLEGE:

- X Started 35-of-39 career games at Ohio (2015-18), totaling 216 tackles (five for loss), 25 passes defended, six interceptions, eight forced fumbles and three fumble recoveries.
- X Finished his career ranked 10th in program history in passes defended.
- X As a junior (2018), started all 12 games he played in, earning first-team All-MAC honors after posting 78 tackles, six passes defended, two interceptions, a forced fumble and a fumble recovery.
- X Started all 13 games as a sophomore (2017), recording 85 tackles, eight passes defended, one interception, one forced fumble and a fumble recovery,

garnering second-team All-MAC distinction.

- X Played in 14 games, with 10 starts, as a redshirt freshman (2016), registering 53 tackles, 11 passes defended, three interceptions and six forced fumbles - third-most in the NCAA and first in the MAC - as well as one fumble recovery.
- X Earned MAC Freshman of the Year and second-team All-MAC honors.
- X Redshirted in 2015.
- X Graduated with a degree in sport management.

PERSONAL:

- X Attended Trinity Christian Academy (Jacksonville, Florida).
- X Son of Anjanette Madison and James Polite.
- X Has six siblings (Adrian, Jalen, Tyler, Samiah, Kaylan and Khadija).

FRONT OFFICE

1ST YEAR & UDFA

2019 REVIEW

HISTORY

RECORDS

SIDELINES

#6

JOHN HURST

WIDE RECEIVER

HT: 6-2 WT: 190

DOB: 11/2/96

NFL: ROOKIE

ACQ: FA, 2020

COLLEGE: WEST GEORGIA

ACQUIRED BY BUCS:

- X Signed by Tampa Bay as a college free agent on May 4, 2020.

COLLEGE:

- X Played in 35 games at West Georgia (2016-19), catching 77 passes for 1,242 yards (16.1 avg.) and 12 touchdowns. Selected to the West Georgia All-Decade team.
- X As a redshirt senior (2019), played in 10 games, catching 40 passes for 654 yards (16.4 avg.) and seven touchdowns.
- X Named first-team All-Gulf South Conference and was selected as a member of the Don Hansen All-Super Region 2 Team.



- X Played in 10 games, with four starts, as a redshirt junior (2018), catching 22 passes for 303 yards and two touchdowns.
- X Recorded 14 receptions for 242 yards and two touchdowns as a redshirt sophomore (2017).
- X Caught one pass as a redshirt freshman (2016), a 43-yard touchdown.
- X Originally joined the program as a walk-on.

PERSONAL:

- X Attended Cambridge High School (Milton, Georgia).

#60 NICK LEVERETT

GUARD

HT: 6-4 WT: 310

DOB: 11/11/97

NFL: ROOKIE

ACQ: FA, 2020

COLLEGE: RICE

ACQUIRED BY BUCS:

- X Signed by Tampa Bay as a college free agent on May 4, 2020.

COLLEGE:

- X Started all 46 career collegiate games he appeared in, playing one season at Rice as a graduate transfer (2019), following three seasons at North Carolina Central (2016-18).
- X In his lone season at Rice (2019), earned honorable mention All-Conference USA honors from the league's coaches after starting all 12 games.
- X Selected to the College Gridiron All-Star Showcase as one of the top senior college offensive linemen in the country.
- X Earned second-team all-Mid-Eastern Athletic Conference distinction in his final season at North Carolina Central (2018), starting all 11 games, earning



MEAC Offensive Lineman of the Week honors twice.

- X Started all 11 games as a redshirt sophomore (2017), earning second-team All-MEAC honors and MEAC Offensive Lineman of the Week distinction once.
- X In his first collegiate season (2016), started all 12 games and was named third-team All-MEAC, as well as MEAC Offensive Lineman of the Week.
- X Redshirted in 2015.

PERSONAL:

- X Attended Faith Concord High School (Concord, North Carolina).
- X Selected to play in the North Carolina Shrine Bowl.
- X Parents are Tracey Leverett and Nicole Bost.
- X Has three sisters.

#86 CODEY MCELROY

TIGHT END

HT: 6-6 WT: 258

DOB: 4/17/93

NFL: 1ST YEAR

ACQ: FA, 2019

COLLEGE: SOUTHEASTERN OKLAHOMA

ACQUIRED BY BUCS:

- X Signed to Tampa Bay's practice squad on October 30, 2019. Promoted to the active roster on December 18, 2019.

ORIGINALLY ENTERED NFL:

- X Originally entered the NFL college free agent with the L.A. Rams on May 15, 2018.



2019 HIGHLIGHTS:

- X Made NFL debut against Houston (12/21), catching a 30-yard pass to help set up a Buccaneers touchdown.

COLLEGE/PERSONAL:

- X Played one year of football at Southeastern Oklahoma (2017), catching 14 passes for 173 yards and five touchdowns.

X Walked on to the Oklahoma State basketball team and played collegiate baseball at Cameron University.

X Drafted in the 19th round of the 2014 MLB Draft. Played one season with the Rome Braves in 2014.

X Attended Chattanooga High School (Chattanooga, Tennessee).

MCELROY'S CAREER STATISTICS

YEAR	TEAM	GP	GS	RECEIVING				RUSHING					
				NO.	YDS	AVG	LG	TD	ATT	YDS	AVG	LG	TD
2019	Tampa Bay	1	0	1	30	30.0	30	0	0	0	-	-	0
NFL Totals		1	0	1	30	30.0	30	0	0	0	-	-	0

#28

HERB MILLER

DEFENSIVE BACK

HT: 6-2 **WT:** 190

DOB: 11/11/97

NFL: 1ST YEAR

ACQ: FA, 2019

COLLEGE: FLORIDA ATLANTIC



TRANSACTIONS:

- X Signed by Kansas City Chiefs on May 7, 2019. Waived on August 31, 2019.
- X Signed to Tampa Bay practice squad on December 18, 2019. Signed a reserve/futures contract on December 30, 2019.

COLLEGE/PERSONAL:

- X Played four seasons at Florida Atlantic (2015-18), recording 103 tackles, 16 passes defended and two forced fumbles.
- X Criminal Justice major.
- X Attended Miramar High School (Miramar, Florida).
- X Son of Tarnesha Rachel and Robert Rachel Jr.

#75

JOHN MOLCHON

GUARD

HT: 6-5 WT: 309

DOB: 2/2/97

NFL: ROOKIE

ACQ: FA, 2020

COLLEGE: BOISE STATE



ACQUIRED BY BUCS:

- X Signed by Tampa Bay as a college free agent on May 4, 2020.

COLLEGE:

- X Started 42-of-49 career games at Boise State (2016-19), earning first-team All-Mountain West honors as both a junior and senior, while earning honorable mention honors as a junior.
- X As a senior (2019), started all 13 games and was part of an offense that ranked 19th in the NCAA in scoring.
- X In 2018, started all 13 games, helping protect Mountain West Player of the Year Brett Rypien, who led a Broncos offense that ranked 18th in the country in passing offense. Also helped block for another 1,000-yard rusher, the 10th-consecutive season the program produced one.

- X Appeared in 14 games, with 13 starts as a redshirt sophomore (2017), helping block for Alexander Mattison's 1,086-yard rushing campaign, the school's ninth-consecutive season with a 1,000-yard rusher.
- X Saw action in seven games, with three starts as a redshirt freshman (2016), and was part of the Boise State offensive line that was a semi-finalist for the Joe Moore Award, given annually to college football's top offensive line unit.
- X Redshirted in 2015.
- X Spent two seasons at Oregon (2016-17), before leaving the program.

PERSONAL:

- X Attended Faith Lutheran High School (Las Vegas, Nevada).

FRONT OFFICE

1ST YEAR & UDFA

2019 REVIEW

HISTORY

RECORDS

SIDELINES

#39

PARNELL MOTLEY

CORNERBACK
HT: 6-0 **WT:** 180
DOB: 10/28/97
NFL: ROOKIE
ACQ: FA, 2020
COLLEGE: OKLAHOMA

**ACQUIRED BY BUCS:**

- X Signed by Tampa Bay as a college free agent on May 4, 2020.

COLLEGE:

- X Played in 53 games at Oklahoma (2016-19), starting 34, finishing his career with 176 tackles (7.5 for loss), 33 passes defended, six interceptions (returned 94 yards, one touchdown), six forced fumbles, three fumble recoveries and two fumble recoveries.
- X His 33 career passes defended rank fifth in Oklahoma program history.
- X As a senior (2019), was named All-Big 12 by the league's media (first team) and league's coaches (second team). Started 13-of-14 games, recording 41 tackles (1.5 for loss), 13 passes defended, five forced fumbles, one interception and one fumble recovery.

His five fumbles ranked second in the NAA.

- X Honorable mention All-Big 12 selection by the league's coaches as a junior (2018), playing in 14 games, with eight starts, registering 63 tackles (1.5 for loss), 11 passes defended and three interceptions (returned 17 yards).
- X Started 13-of-14 games as a sophomore (2017), tallying 63 tackles (4.5 for loss), nine passes defended, two interceptions (returned 77 yards, one touchdown), one forced fumble and one fumble recovery.
- X As a freshman (2016), played in 11 games, notching nine tackles.
- X Majored in communication.

PERSONAL:

- X Attended HD Woodson High School (Washington, D.C.).

#89 JOSH PEARSON

CENTER**HT:** 6-4 **WT:** 205**DOB:** 6/3/97**NFL:** ROOKIE**ACQ:** FA, 2020**COLLEGE:** JACKSONVILLE STATE**ACQUIRED BY BUCS:**

- X Signed by Tampa Bay as a college free agent on May 4, 2020.

COLLEGE:

- X Played in 26 games at Jacksonville State (2017-19), catching 126 passes for 943 yards (16.4 avg.) with 30 touchdowns - a new program record. Finished his career ranked fourth in both reception and receiving yards
- X As a redshirt senior (2019), played in 12 games, catching 59 passes for 943 yards and 13 touchdowns. His 13 touchdown receptions tied for the sixth-most in the FCS and the second-most in a single season in school history, trailing only his own mark from 2018. His 943 receiving yards tied for the fifth-most in a single season in school history, while his 59 receptions also tied for the fifth-most in program history.
- X Named second-team all-Ohio Valley Conference.
- X Played in 13 games as a redshirt junior (2018), catching 67 passes for

1,123 yards and 17 touchdowns. His 17 touchdown catches established a new school single-season record and led the FCS, while his 67 receptions and 1,123 receiving yards were each the second-most in season in program history.

- X Earned FCS first-team All-American honors from the Associated Press, STATS and Phil Steele, while earning second-team All-American distinction from HERO Sports and a first-team All-OVC selection.
- X Played in one game in 2017.
- X Majored in exercise science and wellness.

PERSONAL:

- X Attended Jeremy Perkins High School (Decatur, Alabama).
- X Named all-state in his final season.
- X Son of Harold Pearson and Kristie Carter.
- X Has one brother, Jacob Jones, and three sisters, Christy Sanders, Shell Pearson and Akeli Carter.

#91

BENNING POTOA'E**DEFENSIVE LINEMAN****HT:** 6-3 **WT:** 290**DOB:** 9/17/96**NFL:** ROOKIE**ACQ:** FA, 2020**COLLEGE:** WASHINGTON**ACQUIRED BY BUCS:**

- X Signed by Tampa Bay as a college free agent on May 4, 2020.

COLLEGE:

- X Played in 45 games at Washington (2016-19), recording 117 tackles (20.5 for loss), 8.5 sacks and three forced fumbles.
- X Earned Pro Football Focus All-Pac 12 honorable mention selection as a redshirt senior (2019), playing in 13 games, with four starts, registering 30 tackles (seven for loss) and 4.5 sacks, while adding a forced fumble.
- X Started 13-of-14 games as a redshirt junior (2018), totaling 41 tackles (6.5 for loss) and one sack.
- X As a redshirt sophomore (2017), played in 13 games, with 10 starts, tallying 27 tackles (five for loss) and 3.0 sacks.



- X Played in 13 games as a redshirt freshman (2016), with one start, notching 19 tackles (two for loss) and two forced fumbles.
- X Redshirted in 2015.

PERSONAL:

- X Attended Lakes High School (DuPont, Washington).
- X Named to the "Medium-Sized School" All-America second team by MaxPreps.
- X Named the state's defensive player of the year by USA Today and was selected to the all-state team by the Seattle Times and the Associated Press, while earning all-state and all-area distinction from the Tacoma News-Tribune.
- X Younger brother of Sione Potoa'e, who also played at Washington.

#59

ZACH SHACKELFORD

CENTER

HT: 6-4 WT: 305

DOB: 5/30/97

NFL: ROOKIE

ACQ: FA, 2020

COLLEGE: TEXAS



ACQUIRED BY BUCS:

- X Signed by Tampa Bay as a college free agent on May 4, 2020.

COLLEGE:

- X Started 40-of-43 career games at Texas (2016-19).
- X As a senior (2019), earned first-team All-Big 12 honors after starting all 13 games.
- X A finalist for the Senior CLASS Award and a semifinalist for the William V. Campbell trophy. Also on the preseason watch list for the Rimington Trophy.
- X Named first-team All-Big 12 by the Associated Press and earned second-team distinction from the league's coaches as a junior (2018), starting 10-of-11 games.
- X Played in 10 games, with eight starts, as a sophomore and was selected to the Rimington Trophy Watch List.

- X Selected to the Football Writers Association of America's Freshman All-American team in his first season (2016), while also being named honorable mention All-Big 12.

- X Graduated with a degree in corporate communication and a minor in American Sign Language.

PERSONAL:

- X Attended Belton High School (Belton, Texas).
- X A two-time all-state honoree, also named first-team 6A All-State by the Associated Press and second-team by the Texas Sports Writers Association.
- X Tabbed as a first-team All-District 12-6A
- X Father, Lyle, played offensive guard at UCF (1982).

FRONT OFFICE

1ST YEAR & UDFA

2019 REVIEW

HISTORY

RECORDS

SIDELINES

#7

REID SINNETT**QUARTERBACK****HT:** 6-4 **WT:** 225**DOB:** 2/5/97**NFL:** ROOKIE**ACQ:** FA, 2020**COLLEGE:** SAN DIEGO**ACQUIRED BY BUCS:**

- X Signed by Tampa Bay as a college free agent on May 4, 2020.

COLLEGE:

- X In only year as starter (2019), completed 251-of-375 passes (66.9 pct.) for 3,528 yards, with 32 touchdowns and 10 interceptions for a QB rating for 168.8, while rushing for 174 yards and six touchdowns. Also posted a receiving touchdown.
- X Finished his redshirt senior season ranked third in the FCS in completion percentage (66.9 pct.), fourth in QB rating (168.8), fourth in yards per attempt (9.4), tied for sixth in passing touchdowns (32), 11th in the FCS in passing yards.
- X Posted one of the top seasons in San Diego history ranking second in passing



yards, fourth in completions and total offense (3,702), sixth in completion percentage and passing efficiency and ninth in passing yards in a single season.

- X A finalist for the STATS FCS Walter Payton Award, while earning first-team All-Pacific Football League honors.
- X A two-time PFC Offensive Player of the Week and a STATS FCS Honorable Mention National Player of the Week, as well as a CFPA FCS Honorable Mention National Player of the Week.
- X Majored in finance.

PERSONAL:

- X Attended Johnston High School (Johnston, Iowa).
- X Son of Kurt and Molly Sinnett.
- X Father, Kurt, played and coached basketball at Kansas from 1987-91.

2019 REGULAR SEASON STATISTICS

2019 RECORD:		WON: 7	LOST: 9	
DATE	W/L	SCORE	OPPONENT	ATT
9/8	L	17-31	SAN FRANCISCO	55,976
9/12	W	20-14	at Carolina	71,101
9/22	L	31-32	N.Y. GIANTS	55,070
9/29	W	55-40	at Los Angeles Rams	68,117
10/6	L	24-31	at New Orleans	73,029
10/13	L	26-37	CAROLINA (London)	60,087
10/27	L	23-27	at Tennessee	62,073
11/3	L	34-40 (OT)	at Seattle	66,945
11/10	W	30-27	ARIZONA	40,038
11/17	L	17-34	NEW ORLEANS	54,333
11/24	W	35-22	at Atlanta	71,463
12/1	W	28-11	at Jacksonville	62,633
12/9	W	38-35	INDIANAPOLIS	50,232
12/15	W	38-17	at Detroit	56,515
12/21	L	20-23	HOUSTON	49,036
12/29	L	22-28 (OT)	ATLANTA	50,417

	BUCCANEERS	OPPONENTS
TOTAL FIRST DOWNS	353	331
Rushing	81	70
Passing	244	222
Penalty	28	39
3rd Down: Made/Att.	90/217	75/218
3rd Down Pct.	41.5%	34.4%
4th Down: Made/Att.	9/17	13/27
4th Down Pct.	52.9%	48.1%
POSSESSION AVG.	30:48	29:12
TOTAL NET YARDS	6,366	5,503
Avg. Per Game	343.9	343.9
Total Plays	1,086	1,073
Avg. Per Play	5.9	5.1
NET YARDS RUSHING	1,521	1,181
Avg. Per Game	95.1	73.8
Total Rushes	409	362
NET YARDS PASSING	4,845	4,322
Avg. Per Game	302.8	270.1
Sacked/Yards Lost	47/282	47/325
Gross Yards	5,127	4,547
Att./Completions	630/382	664/408
Completion Pct.	60.6	61.4
Had Intercepted	30	12
PUNTS/AVERAGE	57/43.2	64/47.0
NET PUNTING AVERAGE	38.3	44.0
PENALTIES/YARDS	133/1,111	111/971
FUMBLE/FUMBLES LOST	23/11	27/16
TOUCHDOWNS	54	48
Rushing	15	11
Passing	33	30
Returns	6	7

SCORE BY QUARTERS	1	2	3	4	OT	TOTAL
BUCCANEERS	106	169	70	113	0	458
OPPONENTS	99	113	101	124	12	449

SCORING	TD	R	P	Rt	PAT	2-Pt.	FG	S	PTS
M. Gay	0	0	0	0	43-48	0	27-35	0	124
C. Godwin	9	0	9	0	0-0	1	0-0	0	56
M. Evans	8	0	8	0	0-0	1	0-0	0	50
P. Barber	7	6	1	0	0-0	1	0-0	0	44
R. Jones	6	6	0	0	0-0	0	0-0	0	36
B. Perriman	6	0	6	0	0-0	0	0-0	0	36
C. Brate	4	0	4	0	0-0	0	0-0	0	24
D. Ogunbowale	2	2	0	0	0-0	0	0-0	0	12
N. Suh	2	0	0	2	0-0	0	0-0	0	12
J. Watson	2	0	2	0	0-0	0	0-0	0	12
D. White	2	0	0	2	0-0	0	0-0	0	12
J. Winston	1	1	0	0	0-0	2	0-0	0	10
V. Hargreaves	1	0	0	1	0-0	0	0-0	0	6
O. Howard	1	0	1	0	0-0	0	0-0	0	6
S. Miller	1	0	1	0	0-0	0	0-0	0	6
S. Murphy-Bunting	1	0	0	1	0-0	0	0-0	0	6
V. Vea	1	0	1	0	0-0	0	0-0	0	6
BUCCANEERS	54	15	33	6	43-48	5-6	27-35	0	458
OPPONENTS	48	11	30	7	38-39	5-7	37-43	1	449

RUSHING	NO	YDS	AVG	LG	TD
R. Jones	172	724	4.2	49	6
P. Barber	154	470	3.1	17	6
J. Winston	59	250	4.2	26	1
D. Ogunbowale	11	17	1.5	12	2
S. Miller	2	16	8.0	18	0
B. Perriman	2	16	8.0	13	0
J. Franklin	1	11	11.0	11	0
T. Logan	3	10	3.3	6	0
C. Godwin	1	8	8.0	8	0
R. Griffin	4	-1	-0.3	0	0
BUCCANEERS	409	1,521	3.7	49	15
OPPONENTS	362	1,181	3.3	59	11

RECEIVING	NO	YDS	AVG	LG	TD
C. Godwin	86	1,333	15.5	71t	9
M. Evans	67	1,157	17.3	67t	8
B. Perriman	36	645	17.9	44	6
C. Brate	36	311	8.6	37	4
D. Ogunbowale	35	286	8.2	21	0
O. Howard	34	459	13.5	33	1
R. Jones	31	309	10.0	41	0
P. Barber	16	115	7.2	16	1
J. Watson	15	159	10.6	17t	2
S. Miller	13	200	15.4	48	1
B. Wilson	3	35	11.7	14	0
I. Hyman	2	34	17.0	31	0
T. Hudson	2	26	13.0	14	1
T. Logan	2	13	6.5	11	0
C. McElroy	1	30	30.0	30	0
A. Auclair	1	11	11.0	11	0
C. Grayson	1	3	3.0	3	0
V. Vea	1	1	1.0	1t	1
BUCCANEERS	382	5,127	13.4	71t	33
OPPONENTS	408	4,647	11.4	75t	30

INTERCEPTIONS	NO	YDS	AVG	LG	TD
S. Murphy-Bunting	3	88	29.3	70t	1
J. Dean	2	31	15.5	31	0
L. David	1	26	26.0	26	0
A. Adams	1	21	21.0	21	0
V. Hargreaves	1	15	15.0	14	1
J. Whitehead	1	11	11.0	11	0
D. White	1	5	5.0	5	0
S. Barrett	1	4	4.0	4	0
G. Davis	1	0	0.0	0	0
BUCCANEERS	12	201	16.8	70t	2
OPPONENTS	30	469	15.6	80t	7

PUNTING	NO	YDS	AVG	NET	TB	IN20	LG	BK
B. Pinion	57	2,464	43.2	38.3	3	19	63	0
BUCCANEERS	57	2,464	43.2	38.3	3	19	63	0
OPPONENTS	64	3,006	47.0	44.0	1	25	63	0

PUNT RETURNS	RET	FC	YDS	AVG	LONG	TD
B. Wilson	15	5	42	2.8	11	0
T. Logan	13	2	124	9.5	40	0
J. Watson	2	5	3	1.5	7	0
S. Schnell	2	2	3	1.5	2	0
J. Dean	1	0	0	0.0	0	0
V. Hargreaves	0	1	0	0.0	0	0
J. Mickens	0	2	0	0.0	0	0
BUCCANEERS	33	17	172	5.2	40	0
OPPONENTS	25	18	222	8.9	43	0

KICKOFF RETURNS	RET	YDS	AVG	LONG	TD
T. Logan	13	271	20.8	39	0
D. Ogunbowale	12	223	18.6	26	0
BUCCANEERS	25	494	19.8	39	0
OPPONENTS	9	207	23.0	45	0

FIELD GOALS	1-19	20-29	30-39	40-49	50+	LG
M. Gay	0-0	6-6	5-7	11-14	5-8	58
BUCCANEERS	0-0	6-6	5-7	11-14	5-8	58
OPPONENTS	1-1	6-8	11-11	10-14	7-9	58

Gay: (1G) (4G, 42WR, 32G) (4G, 27G, 52G, 23G, 34WR) (58G, 21G) (42G) (54G) (22G, 48G, 24G) (50WL, 41G, 45G) (30G, 45G, 41G) (55G) (32G) (25G, 37G) (44G) (46G, 54LU) (54B, 50G, 41G) (49WR, 44WL, 34WL)

SACKS: Barrett 19.5, Pierre-Paul 8.5, Nassib 6.0, Suh 2.5, Vea 2.5, White 2.5, Acho 1.0, David 1.0, Edwards 1.0, Gholston 1.0, Murphy-Bunting 1.0, Allen 0.5 | Buccaneers 47.0, Opp. 47.0

FUM/LOST: Winston 12/5, Jones 3/2, Wilson 3/1, Barber 1/1, Howard 1/1, Ogunbowale 2/1, Dean 1/0

PASSING	ATT.	CMP.	YDS.	CMP%	YDS/ATT	TD	TD%	INT	INT%	LONG	SK/LOST	RTG
Winston	626	380	5,109	60.7	8.16	33	5.3	30	4.8	71t	47/282	84.3
Griffin	0	2	8	50.0	4.50	0	0.0	0	0.0	0	0/0	62.5
BUCCANEERS	630	382	5,127	60.6	8.14	33	5.2	30	4.8	71t	47/282	84.1
OPPONENTS	664	408	4,647	61.4	7.00	30	4.5	12	1.8	75t	47/325	90.0

FRONT OFFICE
PLAYERS
2019 REVIEW
HISTORY
RECORDS
SIDELINES

2019 DEFENSIVE STATISTICS

Player	Solo		Total		TFL	Sacks/ Yards		Ints./ Yards	Passes Def.	For. Fum.	Fum. Rec.
	Tackles	Assists	Tackles	Tackles		Yards	QBH				
Lavonte David	81	41	122	10	1.0/14.0	7	1/26	7	3	1	
Devin White	58	33	91	4	2.5/24.0	5	1/5	3	3	4t	
Jordan Whitehead	49	19	68	4	-	1	1/11	9	-	1	
Carlton Davis	53	6	59	3	-	-	1/0	19	1	1	
Shaquil Barrett	45	13	58	19	19.5/138.5	37	1/4	2	6	-	
Andrew Adams	41	4	45	3	-	-	1/21	3	1	-	
Mike Edwards	33	12	45	3	1.0/9.0	1	-	6	-	1	
Sean Murphy-Bunting	36	7	43	1	1.0/7.0	-	3/88t	8	1	-	
Ndamukong Suh	22	19	41	7	2.5/12.0	14	-	4	-	4t	
Vernon Hargreaves	36	4	40	-	-	-	1/15t	4	-	1	
Will Gholston	26	12	38	5	1.0/10.0	7	-	2	-	-	
M.J. Stewart	28	7	35	-	-	-	-	2	-	-	
Vita Vea	19	16	35	4	2.5/17.0	12	-	3	-	-	
Carl Nassib	24	10	34	8	6.0/25.0	11	-	-	1	1	
Kevin Minter	17	12	29	2	-	1	-	2	-	-	
Jason Pierre-Paul	24	3	27	9	8.5/47.0	16	-	2	2	-	
Jamel Dean	16	5	21	1	-	-	2/31	17	-	-	
Beau Allen	4	6	10	2	0.5/3.5	1	-	-	-	-	
Darian Stewart	6	3	9	-	-	1	-	1	-	-	
Rakeem Nunez-Roches	5	4	9	1	-	1	-	-	-	1	
Anthony Nelson	1	7	8	-	-	-	-	1	1	-	
Ryan Smith	3	1	4	-	-	-	-	1	-	-	
Devante Bond	3	-	3	1	-	-	-	-	-	-	
Mazzi Wilkins	3	-	3	-	-	-	-	-	-	-	
Patrick O'Connor	2	-	2	-	-	1	-	-	-	-	
Sam Acho	1	1	2	-	1.0/18.0	1	-	-	1	-	
Deone Bucannon	1	-	1	-	-	-	-	-	-	-	
Jack Cichy	0	1	1	-	-	-	-	-	-	-	
Totals	637	246	883	87	47.0/325.0	117	12/201	96	20	15	

2019 SPECIAL TEAMS STATISTICS

Player	Solo		Total		Fumbles For./Rec.
	Tackles	Assists	Tackles	Tackles	
Ryan Smith	7	0	7	7	1/-
Justin Watson	5	2	7	7	-/-
Kevin Minter	4	1	5	5	-/1
Patrick O'Connor	2	2	4	4	-/-
Antony Auclair	2	1	3	3	-/-
Dare Ogunbowale	2	1	3	3	-/-
T.J. Logan	2	0	2	2	-/-
Deone Bucannon	0	2	2	2	-/-
Sam Acho	1	0	1	1	-/-
Lavonte David	1	0	1	1	-/-
Carlton Davis	1	0	1	1	-/-
Matt Gay	1	0	1	1	-/-
Sean Murphy-Bunting	1	0	1	1	-/-
Zach Triner	1	0	1	1	-/-
Jordan Whitehead	1	0	1	1	-/-
Andrew Adams	0	1	1	1	-/-
Bradley Pinion	0	1	1	1	-/-

Defensive/Special Teams Touchdowns

Vernon Hargreaves 15-yard interception return, vs. SF, 9/3
 Ndamukong Suh 37-yard fumble return, at LAR, 9/29
 Ndamukong Suh 6-yard fumble return, at ATL, 11/24
 Devin White 12-yard fumble return, at JAC, 12/1
 Sean Murphy-Bunting 70-yard interception return, at DET, 12/15
 Devin White 91-yard fumble return, vs. ATL, 12/29

Miscellaneous Tackles

C. Godwin 6, M. Evans 4, E. Watford 4, O. Howard 3, B. Perriman 3, R. Jones 2, A. Marpet 2, J. Winston 2, P. Barber 1, R. Jensen 1, D. Ogunbowale 1

Miscellaneous Forced Fumbles

None

Miscellaneous Fumble Recoveries

R. Jensen 2, B. Wilson 2, J. Winston 2

Blocked Punts

None

Blocked PATs

None

Blocked Field Goals

None

Deflected Punts

None

Safeties

None

Inside Kickoff Recovery

None

2019 PRESEASON STATISTICS

2019 RECORD:	W/L	WON: 3 SCORE	LOSS: 1 OPPONENT	ATT
8/9	L	28-30	at Pittsburgh	45,396
8/16	W	16-14	MIAMI	40,013
8/23	W	13-12	CLEVELAND	44,006
8/29	W	17-15	at Dallas	81,329

	BUCCANEERS	OPPONENTS
TOTAL FIRST DOWNS	86	64
Rushing	22	11
Passing	51	38
Penalty	13	15
3rd Down: Made/Att	26/62	17/59
3rd Down Pct.	41.9%	28.8%
4th Down: Made/Att	4/5	3/5
4th Down Pct.	80.0%	60.0%
POSSESSION AVG.	33:27	26:34
TOTAL NET YARDS	1,270	1,039
Avg. Per Game	317.5	259.8
Total Plays	281	243
Avg. Per Play	4.5	4.3
NET YARDS RUSHING	346	299
Avg. Per Game	86.5	74.8
Total Rushes	108	79
NET YARDS PASSING	924	740
Avg. Per Game	231.0	185.0
Sacked/Yards Lost	19/138	14/115
Gross Yards	1,062	855
Attempts/Completions	154/95	150/78
Completion Pct.	61.7%	52.0%
Had Intercepted	3	3
PUNTS/AVERAGE	23/43.6	21/45.7
NET PUNTING AVG.	36.3	41.4
PENALTIES/YARDS	41/354	42/331
FUMBLES/BALL LOST	5/2	5/3
TOUCHDOWNS	8	6
Rushing	3	3
Passing	5	5
Returns	0	1

SCORE BY QUARTERS	1	2	3	4	OT	TOTAL
BUCCANEERS	14	6	26	28	0	74
OPPONENTS	9	28	7	27	0	71

SCORING	TD	R	P	Rt	PAT	2-Pt.	FG	S	PTS
M. Gay	0	0	0	0	3-3	0	5-6	0	18
T. Hudson	3	0	3	0	0-0	0	0-0	0	18
D. Ogunbowale	2	2	0	0	0-0	0	0-0	0	12
C. Santos	0	0	0	0	2-2	0	2-2	0	8
B. Anderson	1	1	0	0	0-0	0	0-0	0	6
C. Godwin	1	1	0	0	0-0	0	0-0	0	6
J. Leggett	1	0	1	0	0-0	0	0-0	0	6
BUCCANEERS	8	3	5	0	5-5	0-3	7-8	0	74
OPPONENTS	6	0	5	1	3-4	1-2	10-10	0	71

SACKS: Barrett 2.0, Nunez-Roches 2.0, O'Connor 2.0, Bond 1.0, Buccannon 1.0, Cichy 1.0, Harris 1.0, Hugenin 1.0, Nassib 1.0, Minter 0.5, D. Stewart 0.5

SACKS: BUCCANEERS 14.0, OPPONENTS 19.0

FIELD GOALS	1-19	20-29	30-39	40-49	50+
Gay	0-0	1-1	1-2	1-1	2-2
Santos	0-0	2-2	0-0	0-0	0-0
BUCCANEERS	0-0	3-3	1-2	1-1	2-2
OPPONENTS	0-0	0-0	5-5	4-4	1-1

Gay: (55G) (32G, 48G) (37RU, 21G) (53G)

Santos: (23G) (23G)

Team: (55G) (32G, 23G, 48G) (23G, 37RU, 21G) (53G)

PASSING	ATT	COMP	YDS	CMP%	YDS/ATT	TD	TD%	INT	INT%	LG	SACK/LOST RATING
R. Griffin	92	60	744	65.2	8.09	4	4.3	2	2.2	41	9/67
J. Winston	29	16	152	55.2	5.24	1	3.4	0	0.0	20	6/40
B. Gabbert	25	15	125	60.0	5.00	0	0.0	0	0.0	30	2/13
V. Testaverde	8	4	41	50.0	5.13	0	0.0	1	12.5	16	2/18
BUCCANEERS	154	95	1,062	61.7	6.90	5	3.2	3	1.9	41	19/138
OPPONENTS	150	78	855	52.0	5.70	5	3.3	3	2.0	69t	14/115

RUSHING	NO	YDS	AVG	LG	TD
D. Ogunbowale	38	99	2.6	10t	2
B. Anderson	23	73	3.2	20	1
A. Ellington	19	54	2.8	11	0
R. Jones	10	33	3.3	10	0
P. Barber	8	26	3.3	8	0
S. Schnell	2	24	12.0	18	0
J. Winston	4	21	5.3	10	0
B. Gabbert	2	14	7.0	8	0
B. Wilson	1	2	2.0	2	0
R. Griffin	1	0	0.0	0	0
BUCCANEERS	108	346	3.2	20	3
OPPONENTS	79	299	3.8	36	0

RECEIVING	NO	YDS	AVG	LG	TD
T. Hudson	19	245	12.9	31	3
B. Wilson	10	124	12.4	30	0
A. Johnson	5	57	11.4	17	0
A. Ellington	8	65	8.1	23	0
S. Schnell	7	119	17.0	30	0
D. Ogunbowale	7	90	12.9	41	0
C. Godwin	6	72	12.0	20	1
B. Mitchell	5	32	6.4	10	0
S. Miller	4	24	6.0	10	0
J. Leggett	3	39	13.0	20t	1
B. Perriman	3	26	8.7	11	0
A. Auclair	2	32	16.0	26	0
O. Howard	2	20	10.0	16	0
B. Anderson	2	13	6.5	7	0
C. Brate	1	8	8.0	8	0
C. Simpson	1	7	7.0	7	0
R. Jones	1	5	5.0	5	0
P. Barber	1	4	4.0	4	0
BUCCANEERS	95	1,062	11.2	41	5
OPPONENTS	78	855	11.0	69t	5

INTERCEPTIONS	NO.	YDS	AVG	LG	TD
J. Whitehead	1	9	9.0	9	0
J. Dean	1	0	0.0	0	0
L. Denis	1	0	0.0	0	0
BUCCANEERS	3	9	3.0	9	0
OPPONENTS	3	38	12.7	26t	1

PUNTING	NO	YDS	AVG	NET	TB	IN20	LG	BK
B. Pinton	23	1,002	43.6	36.9	1	3	58	0
BUCCANEERS	23	1,002	43.6	36.9	1	3	58	0
OPPONENTS	21	960	45.7	41.4	2	7	66	0

PUNT RETURNS	RET	FC	YDS	AVG	LG	TD
B. Wilson	5	4	44	8.8	14	0
S. Schnell	1	3	6	6.0	6	0
S. Miller	0	1	0	-	0	0
BUCCANEERS	6	8	50	8.3	14	0
OPPONENTS	19	2	134	7.1	30	0

KICKOFF RETURNS	NO	YDS	AVG	LG	TD
B. Wilson	5	89	17.8	23	0
R. Jones	5	88	17.6	24	0
A. Ellington	3	59	19.7	21	0
S. Schnell	2	34	17.0	24	0
BUCCANEERS	15	270	18.0	24	0
OPPONENTS	9	225	25.0	35	0

DEFENSE AND SPECIAL TEAMS LEADERS

PLAYER	TACKLES	PLAYER	SACKS	PLAYER	INTS
J. Cichy	13	S. Barrett	2.0	Three Players Tied	1
L. Denis	12	R. Nunez-Roches	2.0		
P. O'Connor	12	P. O'Connor	2.0		
K. Minter	12	Seven Players Tied	1.0		
DeVante Harris/C. Nelson	10			PLAYER	SPECIAL TEAMS TACKLES
				M. Wilkins	5

2019 GAME-BY-GAME
STARTING LINEUPS

DATE	OPP	WR	LG	LT	RG	RT	TE/WR	WR	QB	RB	TE	OTHER
9/8	SE	C. Godwin	D. Smith	D. Smith	A. Cappa	D. Dotson	A. Auciailir	M. Evans	J. Winston	P. Barber	O. Howard	
9/12	@CAR	C. Godwin	A. Marpet	R. Jensen	R. Jensen	D. Dotson	A. Auciailir	M. Evans	J. Winston	P. Barber	O. Howard	
9/22	NYG	C. Godwin	A. Marpet	R. Jensen	A. Cappa	D. Dotson	A. Auciailir	M. Evans	J. Winston	P. Barber	O. Howard	
9/29	@LAR	C. Godwin	A. Marpet	R. Jensen	A. Cappa	D. Dotson	A. Auciailir	M. Evans	J. Winston	P. Barber	O. Howard	
10/6	@NO	C. Godwin	A. Marpet	R. Jensen	A. Cappa	D. Dotson	C. Brate	M. Evans	J. Winston	P. Barber	O. Howard	
10/13	CAR	C. Godwin	A. Marpet	R. Jensen	E. Watford	D. Dotson	A. Auciailir	M. Evans	J. Winston	P. Barber	O. Howard	
10/27	@TEN	C. Godwin	A. Marpet	R. Jensen	A. Cappa	D. Dotson	A. Auciailir	M. Evans	J. Winston	P. Barber	O. Howard	
11/3	@SEA	C. Godwin	A. Marpet	R. Jensen	A. Cappa	D. Dotson	A. Auciailir	M. Evans	J. Winston	P. Barber	O. Howard	
11/17	ARI	C. Godwin	A. Marpet	R. Jensen	A. Cappa	D. Dotson	C. Brate	M. Evans	J. Winston	P. Barber	O. Howard	
11/24	@TL	C. Godwin	A. Marpet	R. Jensen	A. Cappa	D. Dotson	S. Perrinham	M. Evans	J. Winston	P. Barber	O. Howard	
12/1	@JAC	C. Godwin	A. Marpet	R. Jensen	A. Cappa	D. Dotson	C. Brate	M. Evans	J. Winston	P. Barber	O. Howard	
12/8	IND	C. Godwin	A. Marpet	R. Jensen	E. Watford	D. Dotson	C. Brate	M. Evans	J. Winston	P. Barber	O. Howard	
12/15	@DET	C. Godwin	A. Marpet	R. Jensen	A. Cappa	D. Dotson	S. Miller	M. Evans	J. Winston	P. Barber	O. Howard	
12/21	HOU	J. Watson	A. Marpet	R. Jensen	A. Cappa	D. Dotson	S. Miller	B. Perrinham	J. Winston	R. Jones	O. Howard	
12/29	ATL	J. Watson	A. Marpet	R. Jensen	A. Cappa	D. Dotson	I. Hyman	B. Perrinham	J. Winston	R. Jones	O. Howard	E. Watford

DATE	OPP	DL	NT	OLB	ILB	ILB	OLB	CB	CB	S	OTHER
9/8	SE	N. Suh	V. Vea	C. Nassib	L. David	D. White	D. White	V. Hargreaves	C. Davis	D. Stewart	J. Whitehead
9/12	@CAR	N. Suh	V. Vea	C. Nassib	L. David	D. White	D. White	V. Hargreaves	C. Davis	M. Edwards	J. Whitehead
9/22	NYG	N. Suh	V. Vea	C. Nassib	L. David	D. White	D. White	V. Hargreaves	C. Davis	M. Edwards	J. Whitehead
9/29	@LAR	N. Suh	V. Vea	C. Nassib	L. David	D. White	D. White	V. Hargreaves	C. Davis	M. Edwards	J. Whitehead
10/6	@NO	N. Suh	V. Vea	C. Nassib	L. David	D. White	D. White	V. Hargreaves	C. Davis	M. Edwards	J. Whitehead
10/13	CAR	N. Suh	V. Vea	C. Nassib	L. David	D. White	D. White	V. Hargreaves	C. Davis	A. Adams	J. Whitehead
10/27	@TEN	N. Suh	V. Vea	C. Nassib	L. David	D. White	D. White	V. Hargreaves	C. Davis	A. Adams	J. Whitehead
11/3	@SEA	N. Suh	V. Vea	J. Pierre-Paul	L. David	D. White	D. White	V. Hargreaves	S. Murphy-Bunting	A. Adams	J. Whitehead
11/10	ARI	N. Suh	V. Vea	J. Pierre-Paul	L. David	D. White	D. White	V. Hargreaves	S. Murphy-Bunting	A. Adams	J. Whitehead
11/17	NO	N. Suh	V. Vea	J. Pierre-Paul	L. David	D. White	D. White	S. Murphy-Bunting	C. Davis	A. Adams	J. Whitehead
11/24	@ATL	N. Suh	V. Vea	J. Pierre-Paul	L. David	D. White	D. White	J. Dean	C. Davis	A. Adams	J. Whitehead
12/1	@JAC	N. Suh	V. Vea	J. Pierre-Paul	L. David	D. White	D. White	J. Dean	C. Davis	A. Adams	J. Whitehead
12/8	IND	N. Suh	V. Vea	J. Pierre-Paul	L. David	D. White	D. White	J. Dean	C. Davis	A. Adams	J. Whitehead
12/15	@DET	N. Suh	V. Vea	J. Pierre-Paul	L. David	D. White	D. White	S. Murphy-Bunting	C. Davis	A. Adams	J. Whitehead
12/21	HOU	N. Suh	V. Vea	J. Pierre-Paul	L. David	D. White	D. White	S. Murphy-Bunting	C. Davis	A. Adams	J. Whitehead
Dean		N. Suh	V. Vea	J. Pierre-Paul	L. David	D. White	D. White	S. Murphy-Bunting	C. Davis	A. Adams	J. Whitehead
12/29	ATL	N. Suh	V. Vea	J. Pierre-Paul	L. David	D. White	D. White	S. Murphy-Bunting	C. Davis	A. Adams	J. Whitehead

2019 PARTICIPATION CHART

Legend:
 Position Abbreviation Indicates Start; (e.g. RCB indicates started at right cornerback)
 DNP = Did Not Play IA = Inactive IR = Injured Reserve N = Not on Roster PS = Practice Squad
 PUP = Phys. Unable to Perform NFI = Res./Non-Football-Injury or Illness RES = Reserve

PLAYER	GP	GS	DNP	IA	SF	1	2	3	4	5	6	7	8	9	10	11	12	13	14	15	16	ATL	
Acho, Sam	8	0	0	0	0	N	N	N	N	N	N	N	N	N	P	P	P	P	P	P	P	P	P
Adams, Andrew	14	0	0	0	0	TE	TE	TE	TE	TE	TE	TE	TE	TE	IR	IR	IR	IR	IR	IR	IR	IR	IR
Allen, Beau	13	0	0	0	0	TE	TE	TE	TE	TE	TE	TE	TE	TE	IR	IR	IR	IR	IR	IR	IR	IR	IR
Auclair, Anthony	8	0	0	0	0	TE	TE	TE	TE	TE	TE	TE	TE	TE	IR	IR	IR	IR	IR	IR	IR	IR	IR
Bailey, Zack	0	0	0	0	0	TE	TE	TE	TE	TE	TE	TE	TE	TE	IR	IR	IR	IR	IR	IR	IR	IR	IR
Barber, Byron	16	0	0	0	0	TE	TE	TE	TE	TE	TE	TE	TE	TE	IR	IR	IR	IR	IR	IR	IR	IR	IR
Battier, Shaquill	0	0	0	0	0	TE	TE	TE	TE	TE	TE	TE	TE	TE	IR	IR	IR	IR	IR	IR	IR	IR	IR
Battier, Terry	0	0	0	0	0	TE	TE	TE	TE	TE	TE	TE	TE	TE	IR	IR	IR	IR	IR	IR	IR	IR	IR
Beckwith, Kendall	0	0	0	0	0	TE	TE	TE	TE	TE	TE	TE	TE	TE	IR	IR	IR	IR	IR	IR	IR	IR	IR
Bell, Quinton	1	0	0	0	0	TE	TE	TE	TE	TE	TE	TE	TE	TE	IR	IR	IR	IR	IR	IR	IR	IR	IR
Bennoch, Caleb	1	0	0	0	0	TE	TE	TE	TE	TE	TE	TE	TE	TE	IR	IR	IR	IR	IR	IR	IR	IR	IR
Bond, Devante	16	0	0	0	0	TE	TE	TE	TE	TE	TE	TE	TE	TE	IR	IR	IR	IR	IR	IR	IR	IR	IR
Bond, Devarante	0	0	0	0	0	TE	TE	TE	TE	TE	TE	TE	TE	TE	IR	IR	IR	IR	IR	IR	IR	IR	IR
Brates, Cameron	0	0	0	0	0	TE	TE	TE	TE	TE	TE	TE	TE	TE	IR	IR	IR	IR	IR	IR	IR	IR	IR
Brooks-James, Tony	5	0	0	0	0	TE	TE	TE	TE	TE	TE	TE	TE	TE	IR	IR	IR	IR	IR	IR	IR	IR	IR
Buccannon, Deone	13	0	0	0	0	TE	TE	TE	TE	TE	TE	TE	TE	TE	IR	IR	IR	IR	IR	IR	IR	IR	IR
Cappe, Alex	4	0	0	0	0	TE	TE	TE	TE	TE	TE	TE	TE	TE	IR	IR	IR	IR	IR	IR	IR	IR	IR
Cheny, Jacob	2	0	0	0	0	TE	TE	TE	TE	TE	TE	TE	TE	TE	IR	IR	IR	IR	IR	IR	IR	IR	IR
Clayton, Nick	4	0	0	0	0	TE	TE	TE	TE	TE	TE	TE	TE	TE	IR	IR	IR	IR	IR	IR	IR	IR	IR
Daibich, Amara	16	0	0	0	0	TE	TE	TE	TE	TE	TE	TE	TE	TE	IR	IR	IR	IR	IR	IR	IR	IR	IR
David, Lavonte	16	0	0	0	0	TE	TE	TE	TE	TE	TE	TE	TE	TE	IR	IR	IR	IR	IR	IR	IR	IR	IR
Davis III, Carlton	14	0	0	0	0	TE	TE	TE	TE	TE	TE	TE	TE	TE	IR	IR	IR	IR	IR	IR	IR	IR	IR
Dawkins, Noah	10	0	0	0	0	TE	TE	TE	TE	TE	TE	TE	TE	TE	IR	IR	IR	IR	IR	IR	IR	IR	IR
Dean, Jamal	13	0	0	0	0	TE	TE	TE	TE	TE	TE	TE	TE	TE	IR	IR	IR	IR	IR	IR	IR	IR	IR
Dixon, D'Cota	15	0	0	0	0	TE	TE	TE	TE	TE	TE	TE	TE	TE	IR	IR	IR	IR	IR	IR	IR	IR	IR
Dorston, Demar	15	0	0	0	0	TE	TE	TE	TE	TE	TE	TE	TE	TE	IR	IR	IR	IR	IR	IR	IR	IR	IR
Edwards, Mike	15	0	0	0	0	TE	TE	TE	TE	TE	TE	TE	TE	TE	IR	IR	IR	IR	IR	IR	IR	IR	IR
Evans, Justin	0	0	0	0	0	TE	TE	TE	TE	TE	TE	TE	TE	TE	IR	IR	IR	IR	IR	IR	IR	IR	IR
Evans, Mike	0	0	0	0	0	TE	TE	TE	TE	TE	TE	TE	TE	TE	IR	IR	IR	IR	IR	IR	IR	IR	IR
Fabiano, Anthony	13	0	0	0	0	TE	TE	TE	TE	TE	TE	TE	TE	TE	IR	IR	IR	IR	IR	IR	IR	IR	IR
Fabiano, Nick	0	0	0	0	0	TE	TE	TE	TE	TE	TE	TE	TE	TE	IR	IR	IR	IR	IR	IR	IR	IR	IR
Franklin III, John	0	0	0	0	0	TE	TE	TE	TE	TE	TE	TE	TE	TE	IR	IR	IR	IR	IR	IR	IR	IR	IR
Garbert, Blaine	1	0	0	0	0	TE	TE	TE	TE	TE	TE	TE	TE	TE	IR	IR	IR	IR	IR	IR	IR	IR	IR
Gav, Matt	16	0	0	0	0	TE	TE	TE	TE	TE	TE	TE	TE	TE	IR	IR	IR	IR	IR	IR	IR	IR	IR
Gholston, William	16	0	0	0	0	TE	TE	TE	TE	TE	TE	TE	TE	TE	IR	IR	IR	IR	IR	IR	IR	IR	IR
Godwin, Chris	14	0	0	0	0	TE	TE	TE	TE	TE	TE	TE	TE	TE	IR	IR	IR	IR	IR	IR	IR	IR	IR
Grayson, Cyril	2	0	0	0	0	TE	TE	TE	TE	TE	TE	TE	TE	TE	IR	IR	IR	IR	IR	IR	IR	IR	IR
Griffin, Ryan	2	0	0	0	0	TE	TE	TE	TE	TE	TE	TE	TE	TE	IR	IR	IR	IR	IR	IR	IR	IR	IR
Hall, Emanuel	0	0	0	0	0	TE	TE	TE	TE	TE	TE	TE	TE	TE	IR	IR	IR	IR	IR	IR	IR	IR	IR
Hargreaves III, Vernon	1	0	0	0	0	TE	TE	TE	TE	TE	TE	TE	TE	TE	IR	IR	IR	IR	IR	IR	IR	IR	IR
Harris, Demone	9	0	0	0	0	TE	TE	TE	TE	TE	TE	TE	TE	TE	IR	IR	IR	IR	IR	IR	IR	IR	IR
Hawkins, Gerald	1	0	0	0	0	TE	TE	TE	TE	TE	TE	TE	TE	TE	IR	IR	IR	IR	IR	IR	IR	IR	IR
Hawkins, Gerald	14	0	0	0	0	TE	TE	TE	TE	TE	TE	TE	TE	TE	IR	IR	IR	IR	IR	IR	IR	IR	IR
Hudson, Tanner	14	0	0	0	0	TE	TE	TE	TE	TE	TE	TE	TE	TE	IR	IR	IR	IR	IR	IR	IR	IR	IR
Hyman, Ishmael	9	0	0	0	0	TE	TE	TE	TE	TE	TE	TE	TE	TE	IR	IR	IR	IR	IR	IR	IR	IR	IR
Hyman, Ishmael	2	0	0	0	0	TE	TE	TE	TE	TE	TE	TE	TE	TE	IR	IR	IR	IR	IR	IR	IR	IR	IR
Jackson, Darius	0	0	0	0	0	TE	TE	TE	TE	TE	TE	TE	TE	TE	IR	IR	IR	IR	IR	IR	IR	IR	IR
Jensen, Ryan	16	0	0	0	0	TE	TE	TE	TE	TE	TE	TE	TE	TE	IR	IR	IR	IR	IR	IR	IR	IR	IR
Jones II, Ronald	16	0	0	0	0	TE	TE	TE	TE	TE	TE	TE	TE	TE	IR	IR	IR	IR	IR	IR	IR	IR	IR

2019 PARTICIPATION CHART

Legend:

Position Abbreviation Indicates Start (e.g. RCB indicates started at right cornerback)
 DNP = Did Not Play IA = Inactive IR = Injured Reserve N = Not on Roster PS = Practice Squad
 PUP = Phys. Unable to Perform NFI = Res./Non-Football-Injury or Illness RES = Reserve

PLAYER	GP	GS	DNP	IA	SF	1	2	3	4	5	6	7	8	9	10	11	12	13	14	15	16	
						@CAR	@LAR	@LAR	@LAR	@NO	CAR	@TEN	@SEA	ARI	NO	@ATL	@JAC	IND	@DET	HOU	ATL	
Keaniff, Ched	0	0	0	0	0	N	N	N	N	N	PS	PS	PS	PS	PS	PS	PS	PS	PS	PS	PS	PS
Leibert, Jeremiah	0	0	0	0	0	PS	PS	PS	PS	PS	IR	IR	IR	IR	IA	IA	IA	IA	IA	IA	IA	IA
Leggett, Jordan	0	0	0	0	0	PS	PS	PS	PS	PS	IR	IR	IR	IR	IA	IA	IA	IA	IA	IA	IA	IA
Lectick, Mike	0	0	0	0	0	PS	PS	PS	PS	PS	IR	IR	IR	IR	IA	IA	IA	IA	IA	IA	IA	IA
Logan, T.J.	12	16	0	0	1	LG	LG	LG	LG	LG	LG	LG	LG	LG	P	P	P	P	P	P	P	P
Marpet, Ali	1	0	0	0	0	N	N	N	N	N	N	N	N	N	N	PS	PS	PS	PS	PS	PS	PS
McElroy, Cody	1	0	0	0	0	N	N	N	N	N	N	N	N	N	N	N	N	N	N	N	N	N
Mickens, Jaydon	0	0	0	0	0	N	N	N	N	N	N	N	N	N	N	N	N	N	N	N	N	N
Miller, Herb	0	0	0	0	0	IA	IA	IA	IA	IA	IA	IA	IA	IA	IA	IA	IA	IA	IA	IA	IA	IA
Miller, Scotty	0	0	0	0	0	IA	IA	IA	IA	IA	IA	IA	IA	IA	IA	IA	IA	IA	IA	IA	IA	IA
Minter, Kevin	16	0	0	0	0	IR	IR	IR	IR	IR	IR	IR	IR	IR	IR	IR	IR	IR	IR	IR	IR	IR
Mitchell, Bryant	0	0	0	0	0	IR	IR	IR	IR	IR	IR	IR	IR	IR	IR	IR	IR	IR	IR	IR	IR	IR
Murphy, Clint	16	10	0	0	0	IR	IR	IR	IR	IR	IR	IR	IR	IR	IR	IR	IR	IR	IR	IR	IR	IR
Napier, Anthony	14	9	1	0	0	OLB	OLB	OLB	OLB	OLB	OLB	OLB	OLB	OLB	OLB	OLB	OLB	OLB	OLB	OLB	OLB	OLB
Nelson, Anthony	0	0	0	0	0	OLB	OLB	OLB	OLB	OLB	OLB	OLB	OLB	OLB	OLB	OLB	OLB	OLB	OLB	OLB	OLB	OLB
Nunez-Roches, Rakeem	16	0	0	0	0	P	P	P	P	P	P	P	P	P	P	P	P	P	P	P	P	P
O'Connor, Patrick	0	0	0	0	0	PS	PS	PS	PS	PS	PS	PS	PS	PS	PS	PS	PS	PS	PS	PS	PS	PS
Ogunbowale, Dare	16	4	0	0	0	P	P	P	P	P	P	P	P	P	P	P	P	P	P	P	P	P
Perriman, Breshad	14	4	0	0	0	P	P	P	P	P	P	P	P	P	P	P	P	P	P	P	P	P
Pierre-Paul, Jason	10	8	0	0	0	NFI	NFI	NFI	NFI	NFI	NFI	NFI	NFI	NFI	NFI	NFI	NFI	NFI	NFI	NFI	NFI	NFI
Pinion, Bradley	16	0	0	0	0	P	P	P	P	P	P	P	P	P	P	P	P	P	P	P	P	P
Schnell, Spencer	0	0	0	0	0	N	N	N	N	N	N	N	N	N	N	N	N	N	N	N	N	N
Seaton, Brad	1	0	0	0	0	PS	PS	PS	PS	PS	PS	PS	PS	PS	PS	PS	PS	PS	PS	PS	PS	PS
Smith, Donovan	12	10	0	0	0	RES	RES	RES	RES	RES	RES	RES	RES	RES	RES	RES	RES	RES	RES	RES	RES	RES
Smith, Ryan	12	0	0	0	0	RES	RES	RES	RES	RES	RES	RES	RES	RES	RES	RES	RES	RES	RES	RES	RES	RES
Stewart, M.J.	13	0	0	0	0	P	P	P	P	P	P	P	P	P	P	P	P	P	P	P	P	P
Stewart, Orion	10	1	0	0	0	P	P	P	P	P	P	P	P	P	P	P	P	P	P	P	P	P
Stinnie, Aaron	0	0	0	0	0	DL	DL	DL	DL	DL	DL	DL	DL	DL	DL	DL	DL	DL	DL	DL	DL	DL
Suh, Ndamukong	16	16	0	0	0	DL	DL	DL	DL	DL	DL	DL	DL	DL	DL	DL	DL	DL	DL	DL	DL	DL
Thompson, Trevion	0	0	0	0	0	PS	PS	PS	PS	PS	PS	PS	PS	PS	PS	PS	PS	PS	PS	PS	PS	PS
Trewyn, Nate	16	0	0	0	0	NT	NT	NT	NT	NT	NT	NT	NT	NT	NT	NT	NT	NT	NT	NT	NT	NT
Triner, Zach	16	16	0	0	0	NT	NT	NT	NT	NT	NT	NT	NT	NT	NT	NT	NT	NT	NT	NT	NT	NT
Vea, Vita	16	16	0	0	0	NT	NT	NT	NT	NT	NT	NT	NT	NT	NT	NT	NT	NT	NT	NT	NT	NT
Ware, Ace Cedric	0	0	0	0	0	DNP	DNP	DNP	DNP	DNP	DNP	DNP	DNP	DNP	DNP	DNP	DNP	DNP	DNP	DNP	DNP	DNP
Wardford, Earl	16	4	0	0	0	P	P	P	P	P	P	P	P	P	P	P	P	P	P	P	P	P
Weldon, Justin	16	4	0	0	0	P	P	P	P	P	P	P	P	P	P	P	P	P	P	P	P	P
Wells, Justin	13	2	1	0	0	P	P	P	P	P	P	P	P	P	P	P	P	P	P	P	P	P
White, Devin	13	13	1	0	0	IA	IA	IA	IA	IA	IA	IA	IA	IA	IA	IA	IA	IA	IA	IA	IA	IA
Whitehead, Jordan	14	14	0	0	0	PS	PS	PS	PS	PS	PS	PS	PS	PS	PS	PS	PS	PS	PS	PS	PS	PS
Wilkins, Mazzi	5	0	0	0	0	PS	PS	PS	PS	PS	PS	PS	PS	PS	PS	PS	PS	PS	PS	PS	PS	PS
Wilson, Bobo	16	1	0	0	0	WR	WR	WR	WR	WR	WR	WR	WR	WR	WR	WR	WR	WR	WR	WR	WR	WR
Winston, Jameis	16	16	0	0	0	QB	QB	QB	QB	QB	QB	QB	QB	QB	QB	QB	QB	QB	QB	QB	QB	QB

PERSONNEL LOG - 2019 SEASON

January 3 - Signed QB **Joe Callahan**, DE **Hunter Dimick**, P **Hayden Hunt**, LB **Corey Nelson** and LS **Zach Triner** to futures contracts.

January 8 - Named **Bruce Arians** as head coach.

January 9 - Named **Todd Bowles** as defensive coordinator.

January 11 - Named **Keith Armstrong** as special teams coordinator and **Harold Goodwin** as assistant head coach/run game coordinator.

January 12 - Named **Tim Atkins** as defensive quality control coach, **Chris Boniol** as specialists coach, **Mike Caldwell** as inside linebackers coach, **Mike Chiuco** as assistant to the head coach, **Clyde Christensen** as quarterbacks coach, **Rick Christophel** as tight ends coach, **Larry Foote** as outside linebackers coach, **Kevin Garver** as wide receivers coach, **Joe Gilbert** as offensive line coach, **Cody Grimm** as defensive/special teams assistant, **Amos Jones** as assistant special teams coach, **Todd McNair** as running backs coach, **Antwaan Randle El** as offensive assistant, **Nick Rapone** as safeties coach, **Kacy Rodgers** as defensive line coach, **Kevin Ross** as cornerbacks coach and **John Van Dam** as offensive quality control coach.

January 31 - Named **Anthony Piroli** as head strength & conditioning coach, **Roger Kingdom** as speed & conditioning coach and **Michael Stacchiotti** as assistant strength & conditioning coach.

February 7 - Signed K **Phillip Andersen**.

February 12 - Released DE **Vinny Curry**.

February 19 - Signed RB **Andre Ellington**.

March 5 - Signed LB **Devante Bond** and T **Donovan Smith**.

March 6 - Exercised team option on T **Demar Dotson**.

March 12 - Signed QB **Ryan Griffin**. Released P **Bryan Anger**.

March 13 - Traded WR **DeSean Jackson** and a seventh-round pick in the 2020 NFL Draft to the Philadelphia Eagles in exchange for a sixth-round pick in the 2019 NFL Draft. Tendered RB **Peyton Barber**. Signed LB **Kevin Minter** and K **Cairo Santos**. Released DT **Mitch Unrein** (failed physical).

March 14 - Signed WR **Breshad Perriman** and P **Bradley Pinion**.

March 15 - Signed LB **Shaquil Barrett**, LB **Deone Bucannon**, CB **DeVante Harris** and DT **Rakeem Nunez-Roches**.

March 18 - Signed S **Kentrell Brice** and OL **Earl Watford**.

March 20 - Named **Maral Javadifar** as assistant strength & conditioning coach and **Lori Locust** as assistant defensive line coach.

March 27 - Signed QB **Blaine Gabbert**.

April 1 - S **Isaiah Johnson** and OL **Mike Liedtke** signed exclusive rights contracts.

April 4 - Signed DT **Nick Thurman**.

April 10 - Signed S **Orion Stewart**.

April 25 - Fifth-year option exercised on CB **Vernon Hargreaves III**.

April 29 - Waived K **Philip Andersen**, LB **Riley Bullough**, QB **Joe Callahan**, DE **Hunter Dimick**, P **Hayden Hunt** and DE **Nick Thurman**.

May 7 - Signed RB **Kerwynn Williams**. Waived WR **Sergio Bailey II**.

May 9 - Signed DL **Terry Beckner Jr.**, K **Matt Gay**, WR **Scotty Miller**, CB **Sean Murphy-Bunting** and OLB **Anthony Nelson**.

May 10 - Signed CB **Jalen Allison**, RB **Bruce Anderson**, G **Zack Bailey**, OLB **Kahzin Daniels**, S **Lukas Denis**, QB **Nick Fitzgerald**, LS **Dan Godsil**, T **Israel Helms**, WR **Anthony Johnson**, WR **DaMarkus Lodge**, DL **Dare Odeyingbo**, T **Brook Ruble**, TE **Isaiah Searight**, WR **Cortelle Simpson**, WR **Malik Taylor** and C **Nate Trewyn**. Placed LB **Kendell Beckwith** on Reserve/Non-Football Injury list.

May 13 - Signed S **D'Cota Dixon**, OLB **David Kenney**, T **Riley Mayfield** and WR **Spencer Schnell**. Released RB **Kerwynn Williams**. Waived T **Israel Helms** and WR **Malik Taylor**. Waived (injured) TE **Isaiah Searight**.

May 17 - Signed WR **Bryant Mitchell**. Waived LS **Dan Godsil**.

May 20 - Released DT **Gerald McCoy**.

May 21 - Awarded TE **Jordan Leggett** off of waivers from the New York Jets.

May 23 - Waived CB **David Rivers**.

May 29 - Signed DL **Ndamukong Suh** and WR **Xavier Ubosi**. Waived DL **Stevie Tu'ikolovatu**.

May 30 - Named **Greg Skaggs** as Director of Athlete Performance.

June 13 - Signed S **Mike Edwards**.

June 28 - Signed OL **Josh LeRibeus**.

July 8 - Signed CB **Jamel Dean**.

July 21 - Signed ILB **Devin White**.

July 22 - Placed ILB **Jack Cichy**, S **Justin Evans**, OLB **David Kenney** and WR **Xavier Ubosi** on Active/Physically Unable To Perform list. Placed QB **Nick Fitzgerald** on Active/Non-Football Injury list.

July 24 - Signed TE **Troy Niklas** and CB **Mazzi Wilkins**. Waived (injured) DB **Jalen Allison** and WR **Xavier Ubosi**. Placed OLB **Jason Pierre-Paul** on Active/Non-Football Injury list.

July 29 - Signed QB **Vincent Testaverde**. Placed TE **Troy Niklas** on Injured Reserve. Activated LB **Jack Cichy** from the Physically Unable to Perform list.

July 31 - Signed WR **Matthew Eaton** and TE **Scott Orndoff** and were awarded T **William Poehls** off waivers. Waived (injured) S **Orion Stewart** and waived TE **Donnie Ernsberger** and T **Riley Mayfield**.

August 5 - Removed OLB **David Kenney** from Active/PUP.

August 7 - Signed S **John Battle** and DL **Stevie Tu'ikolovatu**. Placed OL **Mike Liedtke** on Injured Reserve. Waived QB **Vincent Testaverde**.

August 8 - Signed G **Salesi Uhatafe**. Placed DB **D'Cota Dixon** on Injured Reserve.

August 11 - Signed S **Micah Abernathy** and DL **Shane Bowman**. Placed WR **Bryant Mitchell** on Injured Reserve. Waived OL **Evan Smith**.

August 13 - Signed S **Darian Stewart**. Waived DL **Dare Odeyingbo**.

August 14 - Awarded WR **Emanuel Hall** off waivers. Waived S **Micah Abernathy**.

August 19 - Signed DL **Elijah Qualls**. Waived (injured) DL **Shane Bowman**.

August 24 - Signed QB **Vincent Testaverde**. Removed S **Justin Evans** from PUP list. Waived (injured) OLB **Kahzin Daniels**.

August 30 - Released OL **Josh LeRibeus** and ILB **Corey Nelson**. Waived S **Lukas Denis**, WR **Matthew Eaton**, CB **DeVante Harris**, G **Ruben Holcomb**, OLB **Farrington Huguenin**, WR **Anthony Johnson**, OLB **David Kenney**, WR **DaMarkus Lodge**, TE **Scott Orndoff**, T **William Poehls**, DL **Elijah Qualls**, T **Brook Ruble**, WR **Spencer Schnell**, ILB **Emmanuel Smith**, QB **Vincent Testaverde**, DL **Stevie Tu'ikolovatu** and G **Salesi Uhatafe**. Waived (injured) WR **K.J. Brent** and WR **Cortelle Simpson**.

September 1 - Acquired T **Jerald Hawkins** via trade from the Pittsburgh Steelers along with a 2021 seventh-round pick in exchange for Tampa Bay's 2021 sixth-round selection. Placed CB **Ryan Smith** on the Reserve/Suspended List and OLB **Jason Pierre-Paul** on the Reserve/Non-Football Injury list. Released RB **Andre Ellington** and K **Cairo Santos**. Waived RB **Bruce Anderson III**, S **John Battle**, DL **Terry Beckner**, T **Cole Boozler**, S **Kentrell Brice**, WR **Emanuel Hall**, S **Isaiah Johnson**, TE **Jordan Leggett**, OLB **Noah Spence**, C **Nate Trewyn** and CB **Mazzi Wilkins**. Waived (injured) DL **Jeremiah Ledbetter**. Waived (NFI) QB **Nick Fitzgerald**.

September 1 - Signed RB **Bruce Anderson III**, S **John Battle**, DL **Terry Beckner**, QB **Nick Fitzgerald**, WR **Emanuel Hall**, C **Nate Trewyn** and CB **Mazzi Wilkins** to the practice squad.

September 2 - Awarded RB **T.J. Logan** off of waivers from the Arizona Cardinals. Waived OLB **Patrick O'Connor**. Signed RB **Tony Brooks-James** and T **Brad Seaton** to the practice squad.

September 3 - Signed TE **Jordan Leggett** and DL **Patrick O'Connor** to the practice squad. Released RB **Bruce Anderson III** from the practice squad.

September 10 - Signed S **Andrew Adams** and T **Josh Wells**. Placed S **Justin Evans** on Injured Reserve. Waived OL **Caleb Benenoch**.

September 16 - Signed WR **Amara Darboh** to the practice squad. Released WR Emanuel Hall from the practice squad.

September 24 - Placed QB **Blaine Gabbert** on Injured Reserve. Promoted DL **Patrick O'Connor** to the active roster from the practice squad. Signed WR **Ishmael Hyman** to the practice squad.

September 30 - Granted roster exemption for CB **Ryan Smith**, returning from suspension (expires Oct. 7).

October 5 - Added CB **Ryan Smith** to the 53-man active roster. Waived OLB **Demone Harris**.

October 7 - Signed OLB **Demone Harris** to the practice squad. Released WR **Ishmael Hyman** from the practice squad.

October 9 - Signed ILB **Noah Dawkins**. Released LB/S **Deone Bucannon**. Signed RB **Darius Jackson** and QB **Chad Kanoff** to the practice squad. Released RB **Tony Brooks-James** and QB **Nick Fitzgerald** from the practice squad.

October 10 - Promoted C **Nate Trewyn** to the active roster from the practice squad. Placed G **Zack Bailey** on Injured Reserve.

October 15 - Waived OLB **Devante Bond** and WR **Bobo Wilson**. Released OLB **Demone Harris** and RB **Darius Jackson** from the practice squad.

October 16 - Signed C **Anthony Fabiano**, WR **Ishmael Hyman** and Aca'**Cedric Ware** to the practice squad.

October 17 - Promoted WR **Amara Darboh** to the active roster from the practice squad. Signed OLB **Kahzin Daniels** to the practice squad.

October 21 - Placed DL **Terry Beckner** on the Reserve/Suspended List from the practice squad.

October 22 - Signed DL **Jeremiah Ledbetter** to the practice squad.

October 26 - Activated OLB **Jason Pierre-Paul** from the Reserve/Non-Football Injury List.

October 30 - Promoted TE **Jordan Leggett** to active roster from the practice squad. Placed ILB **Jack Cichy** on Injured Reserve. Signed TE **Codey McElroy** to practice squad.

November 6 - Signed OLB **Samuel Acho**. Promoted OLB **Kahzin Daniels** from the practice squad. Placed **Anthony Auclair** on Injured Reserve. Waived WR **Amara Darboh**. Signed OLB **Quinton Bell** to the practice squad.

November 11 - Awarded G **Aaron Stinnie** off of waivers from the Tennessee Titans. Waived C **Nate Trewyn**.

November 12 - Waived CB **Vernon Hargreaves III**.

November 13 - Promoted CB **Mazzi Wilkins**. Signed CB **John Franklin III** to Practice Squad.

November 18 - Released DL **Terry Beckner** from practice squad.

December 10 - Promoted WR **Ishmael Hyman**. Placed RB **T.J. Logan** on Injured Reserve.

December 11 - Signed WR **Trevion Thompson** to the practice squad.

December 16 - Signed WR **Spencer Schnell** to the practice squad. Released WR **Trevion Thompson** from the practice squad.

December 17 - Signed WR **Cyril Grayson**. Placed WR **Scotty Miller** on Injured Reserve.

December 18 - Promoted WR **Spencer Schnell**. Placed WR **Mike Evans** and S **Jordan Whitehead** on Injured Reserve. Signed DB **Herb Miller** to practice squad.

December 19 - Promoted TE **Codey McElroy**. Signed WR **Jaydon Mickens** to practice squad.

December 24 - Promoted WR **John Franklin III** and WR **Jaydon Mickens**. Waived WR **Ishmael Hyman** and TE **Jordan Leggett**.

December 26 - Signed WR **Ishmael Hyman** and TE **Jordan Leggett** to practice squad.

2019 TEAM GAME-BY-GAME OFFENSIVE STATISTICS

OFFENSE	SF 9/8	@CAR 9/12	NYG 9/22	@LAR 9/29	@NO 10/6	CAR 10/13	TEN 10/27	@SEA 11/3	ARI 11/10	NO 11/17	@ATL 11/24	@JAC 12/1	IND 12/8	@DET 12/15	HOU 12/21	ATL 12/29
FIRST DOWNS	21	16	24	27	19	23	23	29	26	21	20	19	29	23	19	14
BY RUSHING	7	6	6	3	5	3	5	7	7	2	7	5	5	4	4	5
BY PASSING	10	9	16	22	12	19	17	19	15	14	13	12	24	19	15	8
BY PENALTY	4	1	2	2	2	1	1	3	4	5	0	2	0	0	0	1
3RD DOWN CONVERSIONS	5	2	4	8	3	5	7	6	7	5	6	7	8	7	9	1
3RD DOWN ATTEMPTS	11	12	14	13	11	15	15	14	15	13	13	17	15	14	17	8
3RD DOWN PERCENTAGE	45.5	16.7	28.6	61.5	27.3	33.3	46.7	42.9	46.7	38.5	46.2	41.2	53.3	50.0	52.9	12.5
4TH DOWN CONVERSIONS	0	0	1	0	1	1	1	1	0	0	0	1	1	1	0	1
4TH DOWN ATTEMPTS	2	0	1	0	1	2	2	1	0	1	0	2	1	2	1	1
4TH DOWN PERCENTAGE	0.0	0.0	100.0	0.0	100.0	50.0	50.0	100.0	0.0	0.0	0.0	50.0	100.0	50.0	0.0	100.0
NET YARDS	295	289	499	464	252	407	389	418	457	334	446	315	542	495	435	329
PLAYS	65	59	73	73	55	75	76	72	78	61	62	68	78	73	72	46
AVG. GAIN PER PLAY	4.5	4.9	6.8	6.4	4.6	5.4	5.1	5.8	5.9	5.5	7.2	4.6	6.9	6.8	6.0	7.2
NET YARDS RUSHING	121	100	144	88	94	42	106	99	118	36	133	74	75	49	106	136
RUSHING PLAYS	26	31	32	30	22	14	30	26	26	8	34	31	28	29	21	21
AVERAGE	4.7	3.2	4.5	2.9	4.3	3.0	3.5	3.8	4.5	4.5	3.9	2.4	2.7	1.7	5.0	6.5
RUSHING TOUCHDOWNS	0	1	0	2	1	2	0	2	2	0	1	2	1	0	1	0
NET YARDS PASSING	174	189	355	376	158	365	283	319	339	298	313	241	467	446	329	193
SACKED	3	3	4	2	6	7	3	2	4	2	0	4	1	2	3	1
YARDS LOST	20	19	25	9	46	35	18	16	19	15	0	27	7	12	6	8
GROSS YARDS	194	208	380	385	204	400	301	335	358	313	313	268	474	458	335	201
COMPLETIONS	20	16	23	28	15	30	21	29	30	30	18	21	35	28	25	13
ATTEMPTS	36	25	37	41	27	54	43	44	48	51	28	33	49	42	48	24
COMPLETION PERCENTAGE	55.6	64.0	62.2	68.3	55.6	55.6	48.8	65.9	62.5	58.8	64.3	63.6	71.4	66.7	52.1	54.2
YARDS PER ATTEMPT	5.4	8.3	10.3	9.4	7.6	7.4	7.0	7.6	7.5	6.1	11.2	8.1	9.7	10.9	7.0	8.4
TOUCHDOWN PASSES	1	1	3	4	2	1	2	2	1	2	3	0	4	4	1	2
INTERCEPTIONS	3	0	1	1	0	5	2	0	2	4	2	0	3	1	4	2
FUMBLES	3	1	0	1	0	1	4	3	1	2	1	0	1	1	1	3
FUMBLES LOST	1	0	0	0	0	2	2	1	1	0	0	1	1	0	1	1
TURNOVERS	4	0	1	1	0	7	4	1	3	4	2	1	4	1	5	3

2019 TEAM GAME-BY-GAME OFFENSIVE STATISTICS

OFFENSE	SF 9/8	@CAR 9/12	NYG 9/22	@LAR 9/29	@NO 10/6	CAR 10/13	TEN 10/27	@SEA 11/3	ARI 11/10	NO 11/17	@ATL 11/24	@JAC 12/1	IND 12/8	@DET 12/15	HOU 12/21	ATL 12/29
PUNTS	2	6	4	2	6	6	3	4	3	3	4	4	2	3	2	3
YARDS	42	295	179	88	263	267	129	161	142	129	175	193	91	109	81	120
GROSS AVERAGE	21.0	49.2	44.8	44.0	43.8	44.5	43.0	40.3	47.3	43.0	43.8	48.3	45.5	36.3	40.5	40.0
NET AVERAGE	21.0	42.7	36.5	34.0	42.5	42.8	43.0	36.5	46.7	32.3	41.8	31.3	28.5	36.3	35.5	39.0
KICKOFFS	4	6	7	10	4	5	6	8	7	4	7	6	7	7	5	4
END ZONE	4	5	6	9	4	5	6	8	7	4	7	6	7	7	5	4
TOUCHBACKS	4	5	6	9	4	5	5	8	5	3	7	5	7	7	5	3
PUNT RETURNS	1	3	5	0	0	6	3	3	2	1	2	2	2	1	2	0
YARDS	0	21	9	0	0	12	45	32	9	7	13	18	3	0	3	0
AVERAGE	0.0	7.0	1.8	--	--	2.0	15.0	10.7	4.5	7.0	6.5	9.0	1.5	0.0	1.5	--
TOUCHDOWNS	0	0	0	0	0	0	0	0	0	0	0	0	0	0	0	0
KICKOFF RETURNS	3	0	0	2	2	0	2	3	1	1	0	0	1	2	5	3
YARDS	60	0	0	34	38	0	47	78	17	16	0	0	26	43	74	61
AVERAGE	20.0	--	--	17.0	19.0	--	23.5	26.0	17.0	16.0	--	--	26.0	21.5	14.8	20.3
TOUCHDOWNS	0	0	0	0	0	0	0	0	0	0	0	0	0	0	0	0
PENALTIES	8	12	4	12	4	9	9	10	9	7	8	8	6	9	6	12
PENALTY YARDS	87	66	30	99	30	70	87	82	94	55	51	44	104	70	45	97
TOUCHDOWNS	2	2	3	7	3	3	2	4	3	2	5	3	5	5	2	3
RUSHING	0	1	0	2	1	2	0	2	2	0	1	2	1	0	1	0
PASSING	1	1	3	4	2	1	2	2	1	2	3	0	4	4	1	2
RETURNS	1	0	0	1	0	0	0	0	0	0	1	1	0	1	0	1
PTS MADE	2	2	1	7	3	1	0	4	3	2	2	2	5	5	2	2
PATS MADE	2	2	3	7	3	1	0	4	3	2	5	2	5	5	2	2
PATS ATTEMPTED	1	2	4	2	1	1	3	2	3	1	1	2	1	1	2	0
FIELD GOALS MADE	1	3	5	2	1	1	3	3	3	1	1	2	1	2	3	3
FIELD GOAL ATTEMPTS	0	0	0	0	0	2	1	0	0	0	0	1	0	0	0	1
2-PT. CONVERSIONS MADE	0	0	0	0	0	2	2	0	0	0	0	1	0	0	0	1
2-PT. CONVERSIONS ATT.	0	0	0	0	0	0	0	0	0	0	0	0	0	0	0	0
SAFETIES SCORED	17	20	31	55	24	26	23	34	30	17	35	28	38	38	20	22
TOTAL POINTS	29:56	33:53	33:12	32:36	26:33	28:50	31:33	35:25	36:03	23:00	28:22	33:32	34:15	33:19	30:28	23:45
TIME OF POSSESSION																

2019 TEAM GAME-BY-GAME DEFENSIVE STATISTICS

OFFENSE	SF 9/8	@CAR 9/12	NYG 9/22	@LAR 9/29	@NO 10/6	CAR 10/13	TEN 10/27	@SEA 11/3	ARI 11/10	NO 11/17	@ATL 11/24	@JAC 12/1	IND 12/8	@DET 12/15	HOU 12/21	ATL 12/29
FIRST DOWNS	17	20	17	36	25	17	16	31	20	21	22	14	16	16	15	28
BY RUSHING	6	2	5	3	5	3	3	4	4	7	5	2	6	4	5	6
BY PASSING	7	16	11	27	18	12	11	23	14	14	14	10	7	11	7	20
BY PENALTY	4	2	1	6	2	2	2	4	2	0	3	2	3	1	3	2
3RD DOWN CONVERSIONS	5	3	6	4	8	3	5	2	1	7	4	4	6	6	4	7
3RD DOWN ATTEMPTS	13	14	13	11	15	15	13	8	10	13	16	14	16	15	14	18
3RD DOWN PERCENTAGE	38.5	21.4	46.2	36.4	53.3	20.0	38.5	25.0	10.0	53.8	25.0	28.6	37.5	40.0	28.6	38.9
4TH DOWN CONVERSIONS	0	0	1	0	1	1	0	0	2	1	2	1	2	0	1	1
4TH DOWN ATTEMPTS	0	3	1	1	2	1	1	0	3	1	3	3	3	1	1	3
4TH DOWN PERCENTAGE	-	0.0	100.0	0.0	50.0	100.0	0.0	-	66.7	100.0	66.7	33.3	66.7	0.0	100.0	33.3
NET YARDS	256	352	384	518	457	268	246	492	417	328	337	242	309	295	229	373
PLAYS	60	73	60	81	67	63	57	68	65	64	80	63	59	63	63	87
AVG. GAIN PER PLAY	4.3	4.8	6.4	6.4	6.8	4.3	4.3	7.2	6.4	5.1	4.2	3.8	5.2	4.7	3.6	4.3
NET YARDS RUSHING	98	39	72	28	112	59	72	145	75	109	57	49	66	45	68	87
RUSHING PLAYS	32	19	19	11	31	29	21	22	18	28	19	17	22	18	26	30
AVERAGE	3.1	2.1	3.8	2.5	3.6	2.0	3.4	6.6	4.2	3.9	3.0	2.9	3.0	2.5	2.6	2.9
RUSHING TOUCHDOWNS	0	0	2	2	0	2	0	0	0	0	1	0	1	2	1	0
NET YARDS PASSING	158	313	312	490	345	209	174	347	342	219	280	193	243	250	161	286
SACKED	1	3	5	2	0	2	3	3	2	1	6	5	1	2	5	6
YARDS LOST	8	20	24	27	0	18	19	31	8	9	46	47	8	10	23	27
GROSS YARDS	166	333	336	517	345	227	193	378	350	228	326	240	251	260	184	313
COMPLETIONS	18	25	23	45	28	20	21	29	28	28	28	23	19	24	19	30
ATTEMPTS	27	51	36	68	36	32	33	43	45	35	55	41	36	43	32	51
COMPLETION PERCENTAGE	66.7	49.0	63.9	66.2	77.8	62.5	63.6	67.4	62.2	80.0	50.9	56.1	52.8	55.8	59.4	58.8
YARDS PER ATTEMPT	6.1	6.5	9.3	7.6	9.6	7.1	5.8	8.8	7.8	6.5	5.9	5.9	7.0	6.0	5.8	6.1
TOUCHDOWN PASSES	1	0	2	2	4	2	3	5	3	3	1	1	2	0	0	1
INTERCEPTIONS	1	0	0	3	1	0	0	0	1	0	1	2	0	2	1	0
FUMBLES	1	3	3	1	1	1	2	2	1	1	2	3	1	2	2	1
FUMBLES LOST	1	1	2	1	0	1	1	1	1	0	1	2	1	1	1	1
TURNOVERS	2	1	2	4	1	1	1	1	2	0	2	4	1	3	2	1

2019 TEAM GAME-BY-GAME DEFENSIVE STATISTICS

	SF 9/8	@CAR 9/12	NYG 9/22	@LAR 9/29	@NO 10/6	CAR 10/13	TEN 10/27	@SEA 11/3	ARI 11/10	NO 11/17	@ATL 11/24	@JAC 12/1	IND 12/8	@DET 12/15	HOU 12/21	ATL 12/29	
OFFENSE																	
PUNTS	2	5	5	1	3	7	5	3	3	3	6	4	4	5	6	2	
YARDS	91	253	244	41	113	350	248	166	158	126	261	183	177	258	267	70	
GROSS AVERAGE	45.5	50.6	48.8	41.0	37.7	50.0	49.6	55.3	52.7	42.0	49.5	45.8	44.3	51.6	44.5	35.0	
NET AVERAGE	45.5	46.4	47.0	41.0	37.7	48.3	40.6	44.7	49.7	39.7	41.3	41.3	43.5	47.6	44.0	35.0	
KICKOFFS	7	4	6	8	6	8	6	7	6	7	6	3	6	4	6	7	
END ZONE	6	4	6	6	4	8	5	4	5	7	5	3	5	2	2	4	
TOUCHBACKS	4	4	6	5	4	8	4	4	4	6	5	3	5	2	1	4	
PUNT RETURNS	0	4	1	0	3	1	0	2	1	3	3	2	2	0	1	2	
YARDS	0	39	13	0	8	10	0	15	2	32	8	48	34	0	10	3	
AVERAGE	—	9.8	13.0	—	2.7	10.0	—	7.5	2.0	10.7	2.7	24.0	17.0	—	10.0	1.5	
TOUCHDOWNS	0	0	0	0	0	0	0	0	0	0	0	0	0	0	0	0	
KICKOFF RETURNS	0	1	1	1	0	0	1	0	2	1	0	1	0	0	0	1	
YARDS	0	21	22	22	0	0	45	0	43	12	0	25	0	0	0	17	
AVERAGE	—	21.0	22.0	22.0	—	—	45.0	—	21.5	12.0	—	25.0	—	—	—	17.0	
TOUCHDOWNS	0	0	0	0	0	0	0	0	0	0	0	0	0	0	0	0	
PENALTIES	11	5	6	13	6	3	6	4	11	9	7	16	3	2	4	5	
PENALTY YARDS	87	50	59	106	40	30	77	45	87	76	60	121	35	10	35	53	
TOUCHDOWNS	3	0	4	5	4	4	3	5	3	4	2	1	4	2	2	2	
RUSHING	0	0	2	2	0	2	0	0	0	0	1	0	1	2	1	0	
PASSING	1	0	2	2	4	2	3	5	3	3	1	1	2	0	0	1	
RETURNS	2	0	0	1	0	0	0	0	0	1	0	0	1	0	1	1	
PATS MADE	2	0	3	4	4	4	3	2	3	4	1	0	3	2	2	1	
PATS ATTEMPTED	2	0	3	4	4	4	3	3	3	4	1	0	3	2	2	1	
FIELD GOALS MADE	3	4	1	2	1	3	2	2	2	2	3	1	2	1	3	5	
FIELD GOAL ATTEMPTS	4	4	1	2	1	5	2	4	2	2	3	1	3	1	3	5	
2-PT. CONVERSIONS MADE	1	0	1	0	0	0	0	1	0	0	0	1	1	0	0	0	
2-PT. CONVERSIONS ATT.	1	0	1	1	0	0	0	1	0	0	1	1	1	0	0	0	
SAFETIES SCORED	0	1	0	0	0	0	0	0	0	0	0	0	0	0	0	0	
TOTAL POINTS	31	14	32	40	31	37	27	40	27	34	22	11	35	17	23	28	
TIME OF POSSESSION	30:04	26:07	26:48	27:24	33:27	31:10	28:27	28:13	23:57	37:00	31:38	26:28	25:45	26:41	29:32	36:22	

2019 INDIVIDUAL GAME-BY-GAME STATISTICS

2019 Game-By-Game Rushing

	PEYTON BARBER					BLAINE GABBERT					RYAN GRIFFIN					RONALD JONES II					T.J. LOGAN					
	NO	YDS	AVG	LG	TDS	NO	YDS	AVG	LG	TDS	NO	YDS	AVG	LG	TDS	NO	YDS	AVG	LG	TDS	NO	YDS	AVG	LG	TDS	
9/8	8	33	4.1	14	0	—	Inactive	—	—	—	—	Did Not Play	—	—	—	13	75	5.8	16	0	0	0	0.0	0	0	
9/12	23	82	3.6	16	1	—	Inactive	—	—	—	—	Did Not Play	—	—	—	4	9	2.3	12	0	0	0	0.0	0	0	
9/22	19	48	2.5	8	0	—	Inactive	—	—	—	—	Did Not Play	—	—	—	14	80	5.7	25	0	0	0	0.0	0	0	
9/29	9	19	2.1	7	1	—	Injured Reserve	—	—	—	—	Did Not Play	—	—	—	19	70	3.7	24	1	0	0	0.0	0	0	
10/6	8	32	4.0	8	0	—	Injured Reserve	—	—	—	—	Did Not Play	—	—	—	9	35	3.9	14	0	0	0	0.0	0	0	
10/13	8	28	3.5	5	0	—	Injured Reserve	—	—	—	—	Did Not Play	—	—	—	4	10	2.5	5	1	0	0	0.0	0	0	
10/27	10	20	2.0	5	0	—	Injured Reserve	—	—	—	—	Did Not Play	—	—	—	11	35	3.2	7	0	0	0	0.0	0	0	
11/3	4	15	3.8	6	0	—	Injured Reserve	—	—	—	—	Did Not Play	—	—	—	18	67	3.7	15	1	0	0	0.0	0	0	
11/10	11	43	3.9	17	1	—	Injured Reserve	—	—	—	—	Did Not Play	—	—	—	11	29	2.6	11	1	1	6	6.0	6	0	
11/17	0	0	0.0	0	0	—	Injured Reserve	—	—	—	—	Did Not Play	—	—	—	4	13	3.3	6	0	0	0	0.0	0	0	
11/24	17	32	2.9	8	0	—	Injured Reserve	—	—	—	—	Did Not Play	—	—	—	12	51	4.3	25	1	1	2	2.0	2	0	
12/1	11	34	3.1	11	0	—	Injured Reserve	—	—	—	—	Did Not Play	—	—	—	6	8	1.3	5	0	1	2	2.0	2	0	
12/8	10	17	1.7	4	0	—	Injured Reserve	—	—	—	0	0.0	0	0	0	0	11	3.6	3.3	10	0	—	Injured Reserve	—	—	—
12/15	5	13	2.6	7	0	—	Injured Reserve	—	—	—	4	-1	0.0	0	0	14	77	5.5	49	1	—	Injured Reserve	—	—	—	
12/21	6	10	1.7	6	0	—	Injured Reserve	—	—	—	—	Did Not Play	—	—	—	11	106	9.6	33	0	—	Injured Reserve	—	—	—	
12/29	154	470	3.1	17	6	0	0	0.0	0	0	4	-1	-0.3	0	0	172	724	4.2	49	6	3	10	3.3	6	0	
Totals																										

	DARE OGUNBOWALE					JAMEIS WINSTON					OTHER					OTHER									
	NO	YDS	AVG	LG	TDS	NO	YDS	AVG	LG	TDS	NO	YDS	AVG	LG	TDS	NO	YDS	AVG	LG	TDS	NO	YDS	AVG	LG	TDS
9/9	0	0	0.0	0	0	0	0	0.0	0	0	—	—	—	—	—	—	—	—	—	—	—	—	—	—	—
9/16	0	0	0.0	0	0	15	13	2.6	5	0	—	—	—	—	—	—	—	—	—	—	—	—	—	—	—
9/24	1	0	0.0	0	0	4	3	0.8	2	0	—	—	—	—	—	—	—	—	—	—	—	—	—	—	—
9/30	0	0	0.0	0	0	1	-1	-1.0	-1	0	—	—	—	—	—	—	—	—	—	—	—	—	—	—	—
10/14	1	-4	-4.0	-4	0	3	13	4.3	5	0	18	18.0	1.8	0	0	—	—	—	—	—	—	—	—	—	—
10/21	1	3	3.0	3	1	1	1	1.0	1	0	0	0.0	0	0	0	—	—	—	—	—	—	—	—	—	—
10/28	1	-2	-2.0	-2	0	8	53	6.6	20	0	0	0.0	0	0	0	—	—	—	—	—	—	—	—	—	—
11/4	1	1	1.0	1	1	2	8	4.0	5	0	0	0.0	0	0	0	1	8	8.0	8	0	—	—	—	—	—
11/11	0	0	0.0	0	0	3	40	13.3	26	0	0	0.0	0	0	0	—	—	—	—	—	—	—	—	—	—
11/18	2	0	0.0	0	0	2	23	11.5	23	0	0	0.0	0	0	0	—	—	—	—	—	—	—	—	—	—
11/25	1	12	12.0	12	0	6	38	6.3	24	0	1	-2	-2.0	-2	0	—	—	—	—	—	—	—	—	—	—
12/2	1	0	0.0	0	0	6	20	3.3	16	0	—	—	—	—	—	—	—	—	—	—	—	—	—	—	—
12/9	1	0	0.0	0	0	6	5	0.8	5	1	—	—	—	—	—	—	—	—	—	—	—	—	—	—	—
12/16	1	3	3.0	3	0	2	4	2.0	2	0	—	—	—	—	—	—	—	—	—	—	—	—	—	—	—
12/23	0	0	0.0	0	0	2	16	8.0	14	0	—	—	—	—	—	—	—	—	—	—	—	—	—	—	—
12/30	1	4	4.0	4	0	2	5	2.5	3	0	—	—	—	—	—	—	—	—	—	—	—	—	—	—	—
Totals	11	17	1.5	12	2	59	250	4.2	26	1	1	-2	-2.0	-2	0	1	11	11.0	11	0	1	3	3.0	3	0

2019 INDIVIDUAL GAME-BY-GAME STATISTICS

2019 Game-By-Game Passing

	BLAINE GABBERT										RYAN GRIFFIN										JAMEIS WINSTON									
	ATT	CMP	YDS	PCT	TDS	INTS	SKD	YDS	ATT	CMP	YDS	PCT	TDS	INTS	SKD	YDS	ATT	CMP	YDS	PCT	TDS	INTS	SKD	YDS						
9/8				Inactive																										
9/12				Inactive																										
9/22				Inactive																										
9/29				Injured Reserve																										
10/6				Injured Reserve																										
10/13				Injured Reserve																										
10/27				Injured Reserve																										
11/3				Injured Reserve																										
11/10				Injured Reserve																										
11/17				Injured Reserve																										
11/24				Injured Reserve																										
12/1				Injured Reserve																										
12/8				Injured Reserve																										
12/15				Injured Reserve																										
12/21				Injured Reserve																										
12/29				Injured Reserve																										
Totals	0	0	0	0.0	0	0	0	0	4	2	18	50.0	0	0	0	0	626	380	5709	60.7	33	30	47	282						

2019 Game-By-Game Receiving

	PEYTON BARBER					CAMERON BRATE					MIKE EVANS					CHRIS GODWIN					O.J. HOWARD					TANNER HUDSON				
	NO	YDS	AVG	LG	TDS	NO	YDS	AVG	LG	TDS	NO	YDS	AVG	LG	TDS	NO	YDS	AVG	LG	TDS	NO	YDS	AVG	LG	TDS					
9/8	2	12	6.0	8	0	2	8	4.0	7	0	2	28	14.0	16	0	3	63	17.7	28	1	4	32	8.0	15	0					
9/12	1	7	7.0	7	0	7	3.5	5	0	2	61	15.3	41	0	1	121	15.1	24	1	0	0	0.0	0	0	0					
9/22	2	7	3.5	5	0	7	3.5	6	0	6	190	23.8	95	3	3	40	13.3	20	0	3	66	22.0	30	0						
9/29	0	0	0.0	0	0	3	16	12.0	13	1	4	89	22.3	67	1	12	17.2	14.3	30	2	3	11.0	14	0						
10/6	1	-1	-1.0	-1	0	1	11.0	11	0	0	0	0.0	0	0	0	17	12.5	17.9	26	2	1	10	10.0	10	0					
10/13	0	0	0.0	0	0	2	23.5	37	1	9	96	10.7	17	0	1	10	15.1	15.1	26	0	2	35	17.5	30	0					
10/27	1	8	8.0	8	0	3	32	10.7	12	11	198	18.0	46	2	14	43	10.8	12	0	0										
11/3	0	0	0.0	0	0	0	0	0.0	0	12	180	15.0	25	1	7	61	8.7	18	0	0										
11/10	1	4	4.0	4	0	0	0	0.0	0	4	69	17.3	27	0	3	74	12.3	49	0	4	47	11.8	26	1						
11/17	2	11	5.5	6	1	10	73	7.3	12	0	4	69	17.3	27	0	3	47	15.7	30	1	0	0	0	0	0					
11/24	0	0	0.0	0	0	0	0	0.0	0	4	50	12.5	17	0	7	184	26.3	71	2	1	10	10.0	10	0						
12/1	0	0	0.0	0	0	1	5	5.0	5	1	4	53	13.3	25	0	4	50	12.5	27	0	5	61	12.2	25	0					
12/8	2	19	9.5	16	0	4	30	7.5	13	1	1	61	61.0	61	1	7	91	13.0	28	0	4	73	18.3	33	0					
12/15	2	23	11.5	14	0	3	33	11.0	16	0																				
12/21	0	0	0.0	0	0	2	17	8.5	12	0																				
12/29	2	25	12.5	14	0	1	2	2.0	2	1																				
Totals	16	115	7.2	16	1	36	311	8.6	37	4	67	1157	17.3	67	8	86	1333	15.5	71	9	34	459	13.5	33	1					

2019 INDIVIDUAL GAME-BY-GAME STATISTICS

2019 Game-By-Game Receiving

	ISHMAEL HYMAN			RONALD JONES II			T.J. LOGAN			SCOTTY MILLER			DARE OGUNBOWALE			BRESHAD PERRIMAN											
	NO	YDS	AVG	NO	YDS	AVG	NO	YDS	AVG	NO	YDS	AVG	NO	YDS	AVG	NO	YDS	AVG									
9/6	SAN FRANCISCO	1	18.0	18	0	0.0	0	0	0.0	0	0	0.0	4	33	8.3	11	0	2	10	5.0	5	0					
9/12	@Carolina	0	0.0	0	0	0.0	0	0	0.0	0	0	0.0	1	9	9.0	9	0	0	0	0.0	0	0					
9/22	NEW YORK GIANTS	1	41	41.0	41	0	0.0	0	0.0	0	0	0.0	1	9	9.0	9	0	0	0	0.0	0	0					
9/29	@L.A. Rams	1	12	12.0	12	0	0.0	0	0.0	0	0	0.0	3	23	7.7	9	0	1	6	6.0	6	0					
10/6	@New Orleans	2	21	10.5	11	0	0.0	0	0.0	0	0	0.0	2	16	8.0	7	0	0	0	0.0	0	0					
10/13	CAROLINA	0	0	0.0	0	0.0	0	0	0.0	0	0	0.0	2	27	13.5	16	0	0	0	0.0	0	0					
10/13	@Tennessee	1	17	17.0	17	0	0.0	0	0.0	0	0	0.0	3	22	7.3	21	0	0	0	0.0	0	0					
10/27	@Seattle	2	15	7.5	12	0	0.0	0	0.0	0	0	0.0	1	3	3.0	3	0	0	0	0.0	0	0					
11/3	ARIZONA	8	77	9.6	17	0	0.0	0	0.0	0	0	0.0	4	12	3.0	12	0	4	42	10.5	18	1	0				
11/10	NEW ORLEANS	2	15	7.5	12	0	0.0	0	0.0	0	0	0.0	3	24	8.0	11	0	2	17	8.5	11	0	0				
11/17	NEW ORLEANS	3	16	5.3	4	0	0.0	0	0.0	0	0	0.0	1	3	3.0	4	0	1	20	20.0	20	0	0				
11/24	@Atlanta	0	0	0.0	0	0	0.0	0	0.0	0	0	0.0	2	12	6.0	6	0	5	87	17.4	32	0	0				
12/1	@Jacksonville	0	0	0.0	0	0.0	0	0	0.0	0	0	0.0	5	48	9.6	17	0	3	70	23.3	31	1	0				
12/8	INDIANAPOLIS	1	3	3.0	3	0	0.0	0	0.0	0	0	0.0	1	13	13.0	13	0	9	113	22.6	34	3	0				
12/15	@Detroit	1	31	31.0	31	0	0.0	0	0.0	0	0	0.0	3	34	11.3	19	0	7	102	14.6	27	0	0				
12/21	HOUSTON	2	10	5.0	11	0	0.0	0	0.0	0	0	0.0	0	0	0.0	0	5	134	26.8	37	1	0					
12/28	ATLANTA	2	34	17.0	31	0	0.0	0	0.0	0	0	0.0	13	200	15.4	48	1	35	286	8.2	21	0	36	645	17.9	44	6
Totals																											

	JUSTIN WATSON			ANTHONY AUCLAIR			CYRIL GRAYSON			CODEY MCELROY			VITA VEA			BOBO WILSON											
	NO	YDS	AVG	NO	YDS	AVG	NO	YDS	AVG	NO	YDS	AVG	NO	YDS	AVG	NO	YDS	AVG									
9/6	SAN FRANCISCO	0	0	0.0	0	0	0.0	0	0.0	0	0	0.0	0	0	0.0	0	0	0.0	0	0	0	0					
9/12	@Carolina	0	0	0.0	0	0	0.0	0	0.0	0	0	0.0	0	0	0.0	0	0	0.0	0	0	0	0					
9/22	NEW YORK GIANTS	0	0	0.0	0	0	0.0	0	0.0	0	0	0.0	0	0	0.0	0	0	0.0	0	0	0	0					
9/29	@L.A. Rams	0	0	0.0	0	0	0.0	0	0.0	0	0	0.0	0	0	0.0	0	0	0.0	0	0	0	0					
10/6	@New Orleans	0	0	0.0	0	0	0.0	0	0.0	0	0	0.0	0	0	0.0	0	1	14	14.0	14	0	0					
10/13	CAROLINA	0	0	0.0	0	0	0.0	0	0.0	0	0	0.0	0	0	0.0	0	1	11.0	11.0	11	0	0					
10/13	@Tennessee	0	0	0.0	0	0	0.0	0	0.0	0	0	0.0	0	0	0.0	0	1	10	10.0	10	0	0					
10/27	@Seattle	0	0	0.0	0	0	0.0	0	0.0	0	0	0.0	0	0	0.0	0	0	0.0	0	0	0	0					
11/3	ARIZONA	1	11	11.0	11	0	0.0	0	0.0	0	0	0.0	0	0	0.0	0	0	0.0	0	0	0	0					
11/10	NEW ORLEANS	0	0	0.0	0	0	0.0	0	0.0	0	0	0.0	0	0	0.0	0	0	0.0	0	0	0	0					
11/17	NEW ORLEANS	0	0	0.0	0	0	0.0	0	0.0	0	0	0.0	0	0	0.0	0	0	0.0	0	0	0	0					
11/24	@Atlanta	0	0	0.0	0	0	0.0	0	0.0	0	0	0.0	0	0	0.0	0	0	0.0	0	0	0	0					
12/1	INDIANAPOLIS	0	0	0.0	0	0	0.0	0	0.0	0	0	0.0	0	0	0.0	0	0	0.0	0	0	0	0					
12/8	@Detroit	0	0	0.0	0	0	0.0	0	0.0	0	0	0.0	0	0	0.0	0	0	0.0	0	0	0	0					
12/15	INDIANAPOLIS	0	0	0.0	0	0	0.0	0	0.0	0	0	0.0	0	0	0.0	0	0	0.0	0	0	0	0					
12/15	@Detroit	0	0	0.0	0	0	0.0	0	0.0	0	0	0.0	0	0	0.0	0	0	0.0	0	0	0	0					
12/18	INDIANAPOLIS	1	3	3.0	3	0	0.0	0	0.0	0	0	0.0	0	0	0.0	0	0	0.0	0	0	0	0					
12/18	@Detroit	1	31	31.0	31	0	0.0	0	0.0	0	0	0.0	1	30	30.0	30	0	0	0	0	0	0					
12/21	HOUSTON	0	0	0.0	0	0	0.0	0	0.0	0	0	0.0	0	0	0.0	0	0	0.0	0	0	0	0					
12/21	@Atlanta	1	3	3.0	3	0	0.0	0	0.0	0	0	0.0	0	0	0.0	0	0	0.0	0	0	0	0					
12/29	ATLANTA	2	34	17.0	31	0	0.0	0	0.0	0	0	0.0	13	30	30.0	30	0	1	1	1.0	1	1	3	35	11.7	14	0
Totals																											

2019 INDIVIDUAL GAME-BY-GAME STATISTICS

2019 Game-By-Game Defense

	SAM ACHO				ANDREW ADAMS				BEAU ALLEN				SHAQUIL BARRETT				DEVANTE BOND																							
	Solo	Asst.	Tack.	Sack	INT	PD	FF	FR	Solo	Asst.	Tack.	Sack	INT	PD	FF	FR	Solo	Asst.	Tack.	Sack	INT	PD	FF	FR																
9/8	SAN FRANCISCO																																							
9/12	@Carolina																																							
9/22	N.Y. GIANTS																																							
9/28	@L.A. Rams																																							
10/6	New Orleans																																							
10/13	CAROLINA																																							
10/27	@Tennessee																																							
11/3	@Seattle																																							
11/10	ARIZONA																																							
11/17	NEW ORLEANS																																							
11/24	@Atlanta																																							
12/1	@Jacksonville																																							
12/8	INDIANAPOLIS																																							
12/15	@Detroit																																							
12/21	HOUSTON																																							
12/29	ATLANTA																																							
Totals	1	2	10	0	0	1	0	41	4	45	0	0	3	1	0	4	6	10	0.5	0	0	0	0	0	45	13	58	19.5	1	2	6	0	3	0	3	0.0	0	0	0	0

	DEONE BUCANNON				JACK CICHY				LAVONTE DAVID				CARLTON DAVIS III				JAMEL DEAN																						
	Solo	Asst.	Tack.	Sack	INT	PD	FF	FR	Solo	Asst.	Tack.	Sack	INT	PD	FF	FR	Solo	Asst.	Tack.	Sack	INT	PD	FF	FR	Solo	Asst.	Tack.	Sack	INT	PD	FF	FR							
9/8	SAN FRANCISCO																																						
9/12	@Carolina																																						
9/22	N.Y. GIANTS																																						
9/28	@L.A. Rams																																						
10/6	@New Orleans																																						
10/13	CAROLINA																																						
10/27	@Tennessee																																						
11/3	@Seattle																																						
11/10	ARIZONA																																						
11/17	NEW ORLEANS																																						
11/24	@Atlanta																																						
12/1	@Jacksonville																																						
12/8	INDIANAPOLIS																																						
12/15	@Detroit																																						
12/21	HOUSTON																																						
12/29	ATLANTA																																						
Totals	1	0	0	0	0	0	0	0	1	1	0.0	0	0	0	0	81	41	122	1.0	1	7	3	1	53	6	59	0.0	1	19	1	1	16	5	21	0.0	2	17	0	0

2019 INDIVIDUAL GAME-BY-GAME STATISTICS

2019 Game-By-Game Defense

	MIKE EDWARDS					WILLIAM GHOLSTON					VERNON HARGREAVES III					DEMONE HARRIS					KEVIN MINTER										
	Solo	Asst.	Tack.	Sack	INT	PD	FF	FR	Solo	Asst.	Tack.	Sack	INT	PD	FF	FR	Solo	Asst.	Tack.	Sack	INT	PD	FF	FR	Solo	Asst.	Tack.	Sack	INT	PD	FF
9/8	0	0	0.0	0	1	0	0	3	1	4	0.0	0	0	0	0	2	1	3	0.0	1	1	0	0	0	0	0	0.0	0	0	0	
9/12	2	1	3	0.0	0	0	0	1	2	3	0.0	0	0	0	0	1	1	12	0	0	1	0	0	0	0	0	0.0	0	0	0	
9/22	4	2	6	0.0	0	1	0	1	1	2	0.0	0	0	0	0	1	0	1	0.0	0	0	0	0	0	0	1	2	0.0	0	0	
9/28	5	1	6	0.0	0	0	0	1	0	1	1.0	0	1	0	0	2	0	2	0.0	0	0	0	0	0	0	5	4	9	0.0	0	0
10/6	5	0	5	0.0	0	0	0	2	1	3	0.0	0	0	0	0	5	0	5	0.0	0	0	0	0	0	0	7	3	10	0.0	0	0
10/13	0	0	0.0	0	0	0	0	2	0	2	0.0	0	0	0	0	5	0	5	0.0	0	0	0	0	0	0	0	0	0.0	0	0	
10/27	0	0	0.0	0	0	0	0	2	2	4	0.0	0	0	0	0	4	1	5	0.0	0	1	1	1	1	0	0	0	0.0	0	0	
11/3	1	0	1	0.0	0	0	0	2	1	4	0.0	0	0	0	0	4	1	5	0.0	0	0	0	0	0	0	0	0	0.0	0	0	
11/10	0	0	0	0.0	0	0	0	1	1	2	0.0	0	0	0	0	2	0	2	0.0	0	1	0	0	0	0	0	0	0.0	0	0	
11/17	5	1	6	1.0	0	0	0	1	1	2	0.0	0	0	0	0	2	0	2	0.0	0	1	0	0	0	0	0	0	0.0	0	0	
11/24	2	1	3	0.0	0	2	0	1	1	2	0.0	0	0	0	0	2	0	2	0.0	0	1	0	0	0	0	0	0	0.0	0	0	
12/1	1	2	3	0.0	0	0	0	3	0	3	0.0	0	0	0	0	3	0	3	0.0	0	0	0	0	0	0	0	0	0.0	0	0	
12/8	0	1	2	0.0	0	0	0	1	0	0	0.0	0	0	0	0	0	0	0	0.0	0	0	0	0	0	0	0	0	0.0	0	0	
12/15	0	1	4	0.0	0	1	0	0	3	0	3	0.0	0	0	0	0	0	0	0.0	0	0	0	0	0	0	0	0	0.0	0	0	
12/21	3	1	4	0.0	0	0	0	2	0	2	0.0	0	0	0	0	4	0	4	0.0	0	1	0	0	0	0	0	0	0.0	0	0	
12/29	3	1	4	0.0	0	0	0	4	0	4	0.0	0	1	0	0	4	0	4	0.0	0	1	0	0	0	0	0	0	0.0	0	0	
Totals	33	12	45	1.0	0	6	0	1	26	12	38	1.0	0	2	0	36	4	40	0.0	1	4	0	1	0	0	0	0	0.0	0	0	

	SEAN MURPHY-BUNTING					CARL NASSIB					ANTHONY NELSON					RAKEEM NUNEZ-ROCHES					PATRICK O'CONNOR										
	Solo	Asst.	Tack.	Sack	INT	PD	FF	FR	Solo	Asst.	Tack.	Sack	INT	PD	FF	FR	Solo	Asst.	Tack.	Sack	INT	PD	FF	FR	Solo	Asst.	Tack.	Sack	INT	PD	FF
9/8	0	0	0	0.0	0	0	0	2	0	2	0.0	0	0	0	0	0	0	0	0.0	0	0	0	0	0	0	0	0.0	0	0	0	
9/12	0	0	0	0.0	0	0	0	1	1	2	0.0	0	0	0	0	0	1	0	0	0.0	0	1	0	0	0	0	0	0.0	0	0	
9/22	1	0	1	0.0	0	0	0	2	2	4	1.0	0	0	0	0	0	3	3	0.0	0	0	0	0	0	1	0	0	0.0	0	0	
9/28	0	0	0	0.0	0	1	0	1	2	3	0.0	0	0	0	0	0	1	0	0	0.0	0	0	0	0	2	0	2	0.0	0	0	
10/6	3	1	4	0.0	1	0	0	1	0	1	0.0	0	0	0	0	1	0	1	0.0	0	0	0	0	0	1	0	1	0.0	0	0	
10/13	0	0	0	0.0	0	0	0	6	0	6	1.0	0	0	0	0	0	0	0	0.0	0	0	0	0	0	1	0	1	0.0	0	0	
10/27	2	0	2	0.0	1	0	0	3	1	4	1.0	0	0	0	0	0	1	1	0.0	0	0	0	0	0	0	0	0	0.0	0	0	
11/3	2	1	3	0.0	0	0	0	0	0	0	0.0	0	0	0	0	0	0	0	0.0	0	0	0	0	0	0	0	0	0.0	0	0	
11/10	5	0	5	0.0	0	1	0	0	1	3	0.0	0	0	0	0	0	0	0	0.0	0	0	0	0	0	0	0	0	0.0	0	0	
11/17	0	0	0	0.0	0	0	0	1	0	1	1.0	0	0	0	0	0	0	0	0.0	0	0	0	0	0	0	0	0	0.0	0	0	
11/24	7	2	9	0.0	0	1	0	0	1	0	1.0	0	0	0	0	0	1	1	0.0	0	0	0	0	0	0	0	0	0.0	0	0	
12/1	0	0	0	0.0	0	2	0	0	2	1	3	1.0	0	1	0	0	0	0	0.0	0	0	0	0	0	0	0	0	0.0	0	0	
12/1	1	2	2	0.0	0	0	0	0	0	0	0.0	0	0	0	0	0	0	0	0.0	0	0	0	0	0	0	0	0	0.0	0	0	
12/8	8	0	8	0.0	1	1	0	0	2	2	2	0.0	0	0	0	0	0	0	0.0	0	0	0	0	0	0	0	0	0.0	0	0	
12/15	4	0	4	1.0	0	1	0	0	2	2	2	1.0	0	0	0	0	0	0	0.0	0	0	0	0	0	0	0	0	0.0	0	0	
12/21	1	1	2	0.0	0	0	0	2	2	4	0.0	0	0	0	0	0	1	1	0.0	0	0	0	0	0	0	0	0	0.0	0	0	
12/29	1	1	2	0.0	0	3	8	1	0	10	34	6.0	0	0	1	1	7	8	0.0	0	0	0	0	0	1	2	0	0.0	0	0	
Totals	36	7	43	1.0	3	8	1	0	24	10	34	6.0	0	0	1	1	17	8	0.0	0	0	0	0	1	5	4	9	0.0	0	0	

2019 INDIVIDUAL GAME-BY-GAME STATISTICS

2019 Game-By-Game Defense

	JASON PIERRE-PAUL					RYAN SMITH					DARIAN STEWART					M.J. STEWART					NDAMUKONG SUH																		
	Solo	Asst.	Tack.	Sack	INT	PD	FF	FR	Solo	Asst.	Tack.	Sack	INT	PD	FF	FR	Solo	Asst.	Tack.	Sack	INT	PD	FF	FR	Solo	Asst.	Tack.	Sack	INT	PD	FF	FR							
SAN FRANCISCO																																							
9/8 @Carolina	3	0	3	1.0	0	0	0	0	0	0	0	0	0	0	0	0	0	0	0	0	0	0	0	0	0	0	0	0	0	0	0	0							
9/12 N.Y. Giants	2	2	4	0.5	1	0	0	0	1	0	0	0	0	0	0	0	0	0	0	0	0	0	0	0	0	0	0	0	0	0	0	0							
9/22 @L.A. Rams	3	0	3	0.0	0	0	0	0	1	0	0	0	0	0	0	0	0	0	0	0	0	0	0	0	0	0	0	0	0	0	0	0	0						
9/29 @New Orleans	1	0	1	1.0	0	1	0	0	0	0	0	0	0	0	0	0	0	0	0	0	0	0	0	0	0	0	0	0	0	0	0	0	0						
10/6 CAROLINA	0	0	0	0.0	0	0	0	0	0	0	0	0	0	0	0	0	0	0	0	0	0	0	0	0	0	0	0	0	0	0	0	0	0						
10/13 @Tennessee	3	0	3	1.0	0	0	0	0	0	0	0	0	0	0	0	0	0	0	0	0	0	0	0	0	0	0	0	0	0	0	0	0	0						
11/3 ARIZONA	2	2	4	0.5	1	0	0	0	1	0	0	0	0	0	0	0	0	0	0	0	0	0	0	0	0	0	0	0	0	0	0	0	0						
11/7 NEW ORLEANS	3	0	3	0.0	0	0	0	0	1	0	0	0	0	0	0	0	0	0	0	0	0	0	0	0	0	0	0	0	0	0	0	0	0						
11/24 @Atlanta	1	0	1	1.0	0	1	0	0	0	0	0	0	0	0	0	0	0	0	0	0	0	0	0	0	0	0	0	0	0	0	0	0	0						
12/1 @Jacksonville	3	0	3	1.0	0	1	0	0	2	1	3	0.0	1	0	0	0	0	0	0	0	0	0	0	0	0	0	0	0	0	0	0	0	0	0					
12/8 INDIANAPOLIS	1	0	1	0.0	0	0	0	0	0	0	0	0	0	0	0	0	0	0	0	0	0	0	0	0	0	0	0	0	0	0	0	0	0	0					
12/15 @Detroit	1	0	1	0.0	0	0	0	0	0	0	0	0	0	0	0	0	0	0	0	0	0	0	0	0	0	0	0	0	0	0	0	0	0	0					
12/21 HOUSTON	4	0	4	3.0	0	0	0	0	0	0	0	0	0	0	0	0	0	0	0	0	0	0	0	0	0	0	0	0	0	0	0	0	0	0					
12/29 ATLANTA	4	0	4	2.0	0	1	1	0	0	0	0	0	0	0	0	0	0	0	0	0	0	0	0	0	0	0	0	0	0	0	0	0	0	0					
Totals	24	3	27	8.5	0	2	2	0	3	1	4	0.0	0	1	0	0	6	3	9	0.0	0	1	0	0	28	7	35	0.0	0	2	0	0	22	19	41	2.5	0	4	0

	VITA VEA					DEVIN WHITE					JORDAN WHITEHEAD					MAZZI WILKINS					JUSTIN EVANS																	
	Solo	Asst.	Tack.	Sack	INT	PD	FF	FR	Solo	Asst.	Tack.	Sack	INT	PD	FF	FR	Solo	Asst.	Tack.	Sack	INT	PD	FF	FR	Solo	Asst.	Tack.	Sack	INT	PD	FF	FR						
SAN FRANCISCO																																						
9/8 @Carolina	2	1	3	0.0	0	0	0	0	4	2	6	0.0	0	0	0	0	7	1	8	0.0	0	0	0	0	0	0	0	0	0	0	0	0	0	0	0	0		
9/12 N.Y. Giants	0	1	1	0.0	0	0	0	0	0	0	0	0	0	0	0	0	2	0	2	0.0	0	1	0	0	0	0	0	0	0	0	0	0	0	0	0	0		
9/29 @L.A. Rams	0	1	1	0.0	0	0	0	0	0	0	0	0	0	0	0	0	2	0	2	0.0	0	1	3	0	0	0	0	0	0	0	0	0	0	0	0	0	0	
10/6 @New Orleans	1	0	1	0.0	0	0	0	0	0	0	0	0	0	0	0	0	2	0	2	0.0	0	0	0	0	0	0	0	0	0	0	0	0	0	0	0	0	0	
10/13 CAROLINA	2	2	4	0.5	0	0	0	0	0	1	9	0.0	0	0	0	0	3	1	8	0.0	0	2	0	0	0	0	0	0	0	0	0	0	0	0	0	0	0	0
10/17 @Tennessee	2	1	3	0.0	0	0	0	0	0	0	0	0	0	0	0	0	4	2	6	0.0	1	1	2	0	0	0	0	0	0	0	0	0	0	0	0	0	0	
11/3 @Seattle	1	2	3	0.0	0	0	0	0	0	0	7	12	0.5	0	2	0	6	0	6	0.0	0	1	1	0	1	0	0	0	0	0	0	0	0	0	0	0	0	
11/7 ARIZONA	3	1	4	0.0	1	0	0	0	0	0	3	6	0.0	0	0	0	4	2	6	0.0	0	0	1	1	0	0	0	0	0	0	0	0	0	0	0	0	0	
11/24 @Atlanta	3	1	4	2.0	0	0	0	0	0	0	10	3	0.0	0	0	0	2	1	3	0.0	0	0	0	0	0	0	0	0	0	0	0	0	0	0	0	0	0	
12/1 @Jacksonville	1	2	3	1.0	0	2	0	0	0	0	5	3	2.0	0	0	0	4	6	0.0	0	0	0	0	0	0	0	0	0	0	0	0	0	0	0	0	0	0	
12/8 INDIANAPOLIS	0	0	0	0.0	0	0	0	0	0	0	2	7	0.0	1	2	1	3	1	4	0.0	0	0	0	0	0	0	0	0	0	0	0	0	0	0	0	0	0	
12/15 @Detroit	0	0	0	0.0	0	0	0	0	0	0	3	6	0.0	0	0	1	6	3	9	0.0	0	0	0	0	0	0	0	0	0	0	0	0	0	0	0	0	0	
12/21 HOUSTON	2	1	3	0.0	0	0	0	0	0	0	4	8	0.0	0	0	1	1	0	0	0	0	0	0	0	0	0	0	0	0	0	0	0	0	0	0	0	0	
12/29 ATLANTA	2	1	3	1.0	0	0	0	0	0	0	4	1	5	0.0	0	0	1	0	0	0	0	0	0	0	0	0	0	0	0	0	0	0	0	0	0	0	0	
Totals	19	16	35	2.5	0	3	0	0	4	5	33	91	2.5	1	3	4	49	19	68	0.0	1	9	0	1	3	0	3	0.0	0	0	0	0	0	0	0	0	0	0

2019 FINAL TEAM RANKINGS

AMERICAN FOOTBALL CONFERENCE

	Total	OFFENSE		Total	DEFENSE	
		Rush	Pass		Rush	Pass
Baltimore	1	*1	12	3	2	5
Buffalo	10	4	11	2	6	3
Cincinnati	12	12	8	15	16	11
Cleveland	9	6	10	12	15	6
Denver	14	10	13	7	9	8
Houston	6	5	6	14	11	16
Indianapolis	11	3	15	8	4	12
Jacksonville	8	8	7	13	14	9
Kansas City	2	11	1	9	12	7
L.A. Chargers	3	13	2	5	10	4
Miami	13	16	5	16	13	15
New England	7	9	3	*1	3	1
N.Y. Jets	16	15	14	6	1	10
Oakland	4	7	4	10	5	14
Pittsburgh	15	14	16	4	8	2
Tennessee	5	2	9	11	7	13

NATIONAL FOOTBALL CONFERENCE

	Total	OFFENSE		Total	DEFENSE	
		Rush	Pass		Rush	Pass
Arizona	13	5	14	16	14	15
Atlanta	4	16	3	10	7	11
Carolina	12	7	12	11	15	5
Chicago	15	15	15	2	4	2
Dallas	*1	3	2	3	5	3
Detroit	10	11	6	15	11	16
Green Bay	11	8	10	9	13	6
L.A. Rams	5	14	4	6	9	4
Minnesota	9	4	13	7	6	7
New Orleans	7	9	5	5	3	10
N.Y. Giants	14	10	11	12	10	13
Philadelphia	8	6	7	4	2	9
San Francisco	3	1	8	1	8	*1
Seattle	6	2	9	13	12	12
Tampa Bay	2	13	*1	8	*1	14
Washington	16	12	16	14	16	8

NATIONAL FOOTBALL LEAGUE

	Total	OFFENSE		Total	DEFENSE	
		Rush	Pass		Rush	Pass
Arizona	21	10	24	32	24	31
Atlanta	5	30	3	20	15	22
Baltimore	2	*1	27	4	5	6
Buffalo	24	8	26	3	10	4
Carolina	19	14	20	23	29	13
Chicago	29	27	25	8	9	9
Cincinnati	26	25	19	29	32	21
Cleveland	22	12	22	22	30	7
Dallas	*1	5	2	9	11	10
Denver	28	20	28	12	16	11
Detroit	17	21	10	31	21	32
Green Bay	18	15	17	18	23	14
Houston	13	9	15	28	25	29
Indianapolis	25	7	30	16	7	23
Jacksonville	20	17	16	24	28	16
Kansas City	6	23	5	17	26	8
L.A. Chargers	10	28	6	6	18	5
L.A. Rams	7	26	4	13	19	12
Miami	27	32	12	30	27	26
Minnesota	16	6	23	14	13	15
New England	15	18	8	*1	6	2
New Orleans	9	16	7	11	4	20
N.Y. Giants	23	19	18	25	20	28
N.Y. Jets	32	31	29	7	2	17
Oakland	11	13	9	19	8	25
Philadelphia	14	11	11	10	3	19
Pittsburgh	30	29	31	5	14	3
San Francisco	4	2	13	2	17	*1
Seattle	8	4	14	26	22	27
Tampa Bay	3	24	*1	15	*1	30
Tennessee	12	3	21	21	12	24
Washington	31	22	32	27	31	18

T = Tied for position

* = League Leader

FRONT OFFICE

PLAYERS

2019 REVIEW

HISTORY

RECORDS

SIDELINES

2019 NFL STANDINGS

AMERICAN FOOTBALL CONFERENCE

EAST DIVISION

Team	W	L	T	PCT	PF	PA
New England	12	4	0	.750	420	225
x- Buffalo	10	6	0	.625	314	259
New York Jets	7	9	0	.438	276	359
Miami	5	11	0	.313	306	494

NORTH DIVISION

Team	W	L	T	PCT	PF	PA
Baltimore	14	2	0	.875	531	282
Pittsburgh	8	8	0	.500	289	303
Cleveland	6	10	0	.375	335	393
Cincinnati	2	14	0	.125	279	420

SOUTH DIVISION

Team	W	L	T	PCT	PF	PA
Houston	10	6	0	.625	378	385
x- Tennessee	9	7	0	.563	402	331
Indianapolis	7	9	0	.438	361	373
Jacksonville	6	10	0	.375	300	397

WEST DIVISION

Team	W	L	T	PCT	PF	PA
Kansas City	12	4	0	.750	451	308
Denver	7	9	0	.438	282	316
Oakland	7	9	0	.438	313	419
Los Angeles Chargers	5	11	0	.313	337	345

NATIONAL FOOTBALL CONFERENCE

EAST DIVISION

Team	W	L	T	PCT	PF	PA
Philadelphia	9	7	0	.563	385	354
Dallas	8	8	0	.500	434	321
New York Giants	4	12	0	.250	341	451
Washington	3	13	0	.188	266	435

NORTH DIVISION

Team	W	L	T	PCT	PF	PA
Green Bay	13	3	0	.813	376	313
x- Minnesota	10	6	0	.625	407	303
Chicago	8	8	0	.500	280	298
Detroit	3	12	1	.219	341	423

SOUTH DIVISION

Team	W	L	T	PCT	PF	PA
New Orleans	13	3	0	.813	458	341
Atlanta	7	9	0	.438	381	399
Tampa Bay	7	9	0	.438	458	449
Carolina	5	11	0	.313	340	470

WEST DIVISION

Team	W	L	T	PCT	PF	PA
San Francisco	13	3	0	.813	479	310
x- Seattle	11	5	0	.688	405	398
Los Angeles Rams	9	7	0	.563	394	364
Arizona	5	10	1	.344	361	442

x- Wild Card qualifier for playoffs

2019 NFL PLAYOFFS
AT A GLANCE

(Home team in CAPS)

AFC Wild Card Playoff Games

Saturday, January 4
HOUSTON 22, Buffalo 19

Saturday, January 4
Tennessee 20, NEW ENGLAND 13

NFC Wild Card Playoff Games

Sunday, January 5
Minnesota 26, New Orleans 20

Sunday, January 5
Seattle 17, PHILADELPHIA 9

AFC Divisional Playoff Games

Saturday, January 11
Tennessee 28, BALTIMORE 12

Sunday, January 12
KANSAS CITY 51, Houston 31

NFC Divisional Playoff Games

Saturday, January 11
SAN FRANCISCO 27, Minnesota 10

Sunday, January 12
GREEN BAY 28, Seattle 23

AFC Championship Game

Sunday, January 19
KANSAS CITY 35, Tennessee 24

NFC Championship Game

Sunday, January 19
SAN FRANCISCO 37, Green Bay 20

SUPER BOWL LIV (Miami, FL)

Sunday, February 2
Kansas City 31, San Francisco 20

AFC-NFC PRO BOWL (Orlando, FL)

Sunday, January 26
AFC 38, NFC 33

HISTORY

HISTORY

HISTORY

HISTORY

HISTORY

HISTORICAL HIGHLIGHTS

PRE-1974

TAMPA STADIUM DEDICATED (11/4/67) - Tennessee defeats the University of Tampa, 38-0 in the first contest played in the facility. The 46,700-seat stadium costs \$4.1 million to build.

FIRST PRESEASON GAME (8/10/68) - Washington defeats Atlanta 16-14 before a crowd of 42,000 in first NFL action at new stadium.

EXPANSION COMMITTEE FORMED (11/68) - Suncoast Pro Football Committee is formed with the purpose of securing an NFL franchise for Tampa Bay. The group functions until 1972 when the Tampa Chamber of Commerce formally appoints the West Coast NFL Task Force headed by Tampa businessman J. Leonard Levy.

1974

TAMPA BAY AWARDED FRANCHISE (4/24) - Tampa Bay is awarded the league's 27th franchise. As part of the award, Tampa Stadium will be enlarged to 72,000 seats.

MCCLOSKEY SELECTED AS OWNER (10/30) - Philadelphia construction executive Tom McCloskey is awarded the new Tampa Bay franchise, but soon declines ownership.

CULVERHOUSE AWARDED OWNERSHIP (12/5) - Hugh F. Culverhouse, a Jacksonville attorney and real estate investor who had previously declined ownership of the Seattle franchise due to geographic reasons, is awarded the Tampa Bay franchise.

1975

TEAM NICKNAME ANNOUNCED (2/15) - After reviewing over 400 name possibilities, an advisory board announces the team's new nickname will be the Buccaneers.

BUCCANEERS UNVEIL LOGO AND COLORS (4/15) - The team unveils a logo designed by Tampa Tribune artist Lamar Sparkman consisting of Florida orange, white and red.

STADIUM LEASE APPROVED (4/21) - The Tampa Sports Authority unanimously approves a 30-year lease agreement with the Buccaneers for use of Tampa Stadium. Three days later, the Tampa City Council votes 6-1 to approve the lease and expansion to 72,000 seats.

STADIUM EXPANSION BEGINS (7/9) - Ground is broken for the expansion of Tampa Stadium, financed by the sale of \$13 million in bonds by the Tampa Sports Authority.

MCKAY NAMED COACH (10/31) - John McKay leaves the University of Southern California where he had coached four national championship teams, signing a five-year contract to coach the Buccaneers.

BUCS PLACED IN DIVISION (11/4) - Tampa Bay is placed in the AFC West with the understanding that it will switch to the NFC Central the following season.

BUCS WIN FIRST OVERALL SELECTION (12/27) - In a drawing held prior to the Pittsburgh vs. Baltimore playoff game, Bucs owner Hugh Culverhouse is awarded the first pick in the following year's NFL college draft while Seattle receives the initial pick in the veteran allocation draft.

1976

WARNER BUYS LARGE SHARE OF TEAM (2/15) - Cincinnati businessman Marvin L. Warner, president of Warner National Corp. and a longtime friend of Hugh Culverhouse, buys a large share of the team.

VETERAN ALLOCATION DRAFT (3/30) - The Buccaneers stock their roster by adding 39 players through the NFL's veteran allocation draft.

FIRST TRADE ANNOUNCED (4/2) - The Bucs make the first trade in franchise history, acquiring former Heisman Trophy winner QB Steve Spurrier from the San Francisco 49ers for two players and a second-round draft choice.

SELMON DRAFTED (4/8) - Tampa Bay takes Lee Roy Selmon with the first selection in the NFL college draft.

INAUGURAL SEASON BEGINS (7/31) - In the team's first-ever preseason action, the Bucs lose 26-3 at the hands of the Los Angeles Rams at the L.A. Coliseum. PK Paul Rejcek's 18-yard FG goes down as the first points in team history.

FIRST PRESEASON VICTORY (8/14) - The Buccaneers win their first preseason game, defeating the Atlanta Falcons 17-3 at the Jacksonville Gator Bowl.

REGULAR SEASON OPENER (9/12) - Tampa Bay loses its first regular season game 20-0 at Houston.

GREEN SCORES FIRST REGULAR SEASON POINTS (9/26) - In a 14-9 loss to the Buffalo Bills, K Dave Green connects on a 39-yard FG, posting the franchise's first regular season points.

1977

FIRST REGULAR SEASON VICTORY (12/11) - The Bucs tie an NFL record with three interceptions returned for TDs and end 26 games of frustration with their first regular season victory, a 33-14 win at New Orleans. Over 8,000 fans greet the team when it returns to One Buccaneer Place.

BACK-TO-BACK WINS (12/18) - Tampa Bay wins its second game in a row and first at home, beating the St. Louis Cardinals 17-7.

1978

TAMPA HOSTS PRO BOWL (1/23) - Tampa Stadium is the site of the 1978 Pro Bowl.

DUBOSE RUNS FOR 100 YARDS (10/15) - RB Jimmy DuBoise becomes the first Buc to rush for 100 yards in a game (109 yards on 24 carries) as the Bucs lose on the road to the Giants 17-14.

BUCS REACH .500 (10/22) - Tampa Bay defeats Chicago 33-19 to up its record to 4-4, but injuries ultimately cripple the team during the second half of the season.

1979

CULVERHOUSE BUYS CONTROLLING INTEREST (1/3) - Hugh Culverhouse purchases Marvin Warner's minority interest, thereby gaining control of the team.

PEAR BECOMES FIRST PRO BOWL BUC (1/29) - DT Dave Pear becomes the first Buccaneer to play and start in the Pro Bowl.

BUCS JUMP OUT TO HOTTEST START OF SEASON (9/30) - The Buccaneers lay claim to the best record in the league by beating the Bears 17-13 at Chicago and running their record to 5-0, the best start in team history and a franchise record for consecutive victories that would not be matched until 1997.

BELL REACHES 1,000-YARD MARK (11/25) - RB Ricky Bell becomes the first rusher in team history to reach 1,000 yards after compiling 101 yards on the ground in a 23-22 loss to the Minnesota Vikings. Bell eventually finishes the season with 1,263 rushing yards.

BUCS CLINCH FIRST-EVER NFC CENTRAL TITLE (12/16) - The Bucs defeat the Kansas City Chiefs 3-0 in a torrential downpour in Tampa to win the NFC Central Division and earn the first-ever playoff berth in team history. Neil O'Donoghue drills a 19-yard field goal for the game's only points as RB Ricky Bell gains 137 yards on the ground.

SELMON NAMED NFL DEFENSIVE PLAYER OF THE YEAR (12/20) - DE Lee Roy Selmon becomes first player in team history to be named NFL Defensive Player of the Year. Selmon recorded 117 tackles, two fumble recoveries, three forced fumbles and 11 sacks during the 1979 regular season.

TAMPA BAY WINS FIRST PLAYOFF GAME (12/29) - Led by RB Ricky Bell's 142-yard, two-touchdown performance, the Bucs defeat the Philadelphia Eagles 24-17 in their first-ever playoff appearance.

1980

BUCS FINISH ONE GAME SHORT OF THE SUPER BOWL (1/6) - The team's first playoff season comes to an end as the Bucs lose 9-0 to the Los Angeles Rams in the NFC Championship Game played in Tampa Stadium.

MCKAY GIVEN CONTRACT EXTENSION (1/7) - Head Coach John McKay is given a five-year contract extension. It is also announced that he will become the team's president upon his retirement from coaching.

SELMON BECOMES SECOND PRO BOWLER (1/29) - DE Lee Roy Selmon becomes the team's second player to see Pro Bowl action.

TAMPA BAY MAKES PRIME TIME DEBUT (9/11) - The Buccaneers avenge the previous January's NFC Championship Game defeat (9-0) with a 10-9 victory over the Los Angeles Rams in Tampa Bay's first-ever appearance on ABC's prime time football series (Thursday night game).

BUCS RUN WILD IN WIN OVER GIANTS (11/2) - Tampa Bay running backs account for a team record 244 rushing yards (later surpassed) en route to a 30-13 victory over the N.Y. Giants.

1981

TAMPA BAY DEFEATS ATLANTA, MOVES INTO FIRST PLACE (12/6) - The Buccaneers, led by QB Doug Williams' season-best 336 passing yards, pull out a 24-23 victory over the Atlanta Falcons. The win is Tampa Bay's third in a row and places the team in sole possession of first place in the NFC Central.

BUCS CLINCH SECOND NFC TITLE IN THREE YEARS (12/20) - Tampa Bay wins an exciting showdown in Detroit, besting the Lions 20-17 and securing the NFC Central Division title. WR Kevin House reels in an 84-yard touchdown strike from QB Doug Williams and DT David Logan returns a fumble recovery 21 yards for another Buc score.

1982

BUCS ELIMINATED FROM PLAYOFFS (1/2) - Dallas Cowboys defeat the Bucs 38-0 at Texas Stadium.

PLAYERS STRIKE ANNOUNCED (9/20) - The NFL Players Association announces the beginning of the union's strike.

LABOR PEACE REACHED (11/16) - After a 57-day strike, the NFL Management Council and the NFL Players Association announce a settlement.

TAMPA BAY WINS FIRST MONDAY NIGHT GAME AT HOME (11/29) - After starting off 0-3, Tampa Bay defeats the cross-state rival Miami Dolphins 23-17, marking the first Monday Night victory at Tampa Stadium.

1983

BUCS REACH PLAYOFFS FOR THIRD TIME IN FOUR YEARS (1/2) - QB Doug Williams leads a fierce rally from a 17-point halftime deficit as K Bill Capece's 33-yard field goal in overtime secures the Buccaneer victory. The team wins five of its last six games, securing each victory in the final minute.

DALLAS ENDS TAMPA BAY'S PLAYOFF HOPES (1/9) - The Dallas Cowboys defeat Tampa Bay 30-17 in the first round of playoffs.

WILDER SETS SINGLE-GAME RECORDS (11/6) - RB James Wilder sets team marks for combined yards (239) and rushing yards (219) in a game, helping the Bucs break into the win column for the first time.

1984

TAMPA HOSTS SUPER BOWL XVIII (1/22) - The Los Angeles Raiders defeat the Washington Redskins 38-9 in front of a crowd of 72,920 as Tampa hosts its first Super Bowl.

WILDER RUNS FOR 172 YARDS IN WIN OVER PACKERS (9/30) - RB James Wilder carries the ball a record 43 times for 172 yards in leading Tampa Bay to a 30-27 overtime victory over the Green Bay Packers. Wilder eventually goes on to record the best rushing season in Bucs history, compiling 1,544 yards and 13 touchdowns on an NFL record 407 carries.

MCKAY ANNOUNCES RESIGNATION (11/5) - Head Coach John McKay announces his resignation, effective at the end of the season. The announcement comes one day after a 27-24 loss at Minnesota with the Bucs owning a 4-6 record.

MCKAY'S FINAL GAME (12/16) - Tampa Bay defeats the N.Y. Jets 41-21 in John McKay's final game as a head coach. He finishes an overall 171-128-9, including a 44-88-1 mark as the Bucs' head coach.

1985

BENNETT NAMED HEAD COACH (1/23) - Hugh Culverhouse names former Atlanta Falcons head coach Leeman Bennett as John McKay's replacement.

SELMON PLAYS IN FINAL PRO BOWL (1/27) - DE Lee Roy Selmon plays in his sixth and final Pro Bowl. A herniated disk, which eventually required surgery, is discovered in his back at the game. The injury later forces Selmon to retire after missing the entire 1985 season.

BUCS RECORD FIRST SHUTOUT SINCE '79 (11/10) - Tampa Bay defeats the St. Louis Cardinals 16-0, marking the team's first shutout since 1979 (vs. Kansas City), and snapping a nine-game losing streak.

1986

SELMON'S JERSEY RETIRED (9/7) - In halftime ceremonies at the season-opener versus San Francisco, six-time Pro Bowler DE Lee Roy Selmon's jersey is retired. Selmon's number 63 becomes the first and only jersey in team history to be retired.

BENNETT FIRED (12/29) - Leeman Bennett is relieved of his position after compiling a 4-28 record as the Bucs' head coach.

PERKINS NAMED HEAD COACH (12/31) - Former Alabama Head Coach Ray Perkins is hired as the Bucs' Head Coach and Vice-President/Football Operations.

1987

TAMPA BAY AWARDED SUPER BOWL XXV (5/20) - Tampa is awarded the Silver Anniversary Super Bowl to be played on January 27, 1991.

BUCS OPEN SEASON WITH ROUT OF ATLANTA (9/13) - QB Steve DeBerg establishes a franchise record with five touchdown passes and the Bucs set marks for most points (48) and largest margin of victory (38) in a 48-10 besting of Atlanta.

STRIKE INTERRUPTS SEASON (10/1) - The NFL Players Association calls for its second work stoppage in six seasons. After a 24-day strike in which replacement players were used in three games, the NFL and Players Union come to an agreement.

1988

TESTAVERDE PASSES FOR 469 YARDS (10/16) - QB Vinny Testaverde passes for the second-highest single-game yardage in franchise history (469) at Indianapolis.

BUCS DEFEAT EVENTUAL AFC CHAMPION BUFFALO (12/4) - Tampa Bay's win over the eventual AFC Champion Buffalo Bills is the first 10-5 score in NFL history.

1989

TAMPA BAY DEFEATS CHICAGO FOR FIRST TIME IN 13 TRIES (10/8) - The Bucs score 28 first half points (second most in team history) to end 12 games of frustration against the Bears before the largest crowd ever at a Bucs game (72,077).

BUCS COMPLETE SEASON SWEEP OF BEARS (11/19) - K Donald Igwebuikwe's last-second 28-yard field goal completes the first-ever season sweep of Chicago. The win marks the Bucs' first at Soldier Field in 10 years (9/30/79).

WR MARK CARRIER FINISHES PRO BOWL SEASON (12/24) - With six catches for 101 yards versus Pittsburgh, WR Mark Carrier caps off a Pro Bowl season in which he set club records of 86 receptions and 1,422 receiving yards.

1990

TAMPA BAY JUMPS OUT TO BEST START SINCE '79 (9/30) - After beating the Minnesota Vikings 23-20 in overtime, the Bucs run their record to 3-1.

PERKINS FIRED (12/3) - Head Coach Ray Perkins is relieved of his position after Tampa Bay drops to 5-8. Assistant Head Coach/Receivers Richard Williamson is named interim head coach.

1991

GIANTS WIN SUPER BOWL XXV (1/23) - The N.Y. Giants win Super Bowl XXV in thrilling fashion, beating the Buffalo Bills 21-19 at Tampa Stadium.

WILLIAMSON NAMED HEAD COACH (2/4) - Gay Culverhouse is announced as the team's new president, Phil Krueger is named general manager and Richard Williamson becomes the full-time head coach.

COBB SETS TEAM RECORD FOR RUSHING TDS IN A GAME (11/20) - RB Reggie Cobb establishes a team mark with three rushing scores in a 30-21 Buccaneer triumph over the Detroit Lions.

SELMON, BELL AND MCKAY HONORED (12/8) - DE Lee Roy Selmon, RB Ricky Bell and Head Coach John McKay are inducted into the team's Krewé of Honor.

WILLIAMSON FIRED (12/27) - Richard Williamson is relieved as head coach after compiling a 4-15 record.

1992

WYCHE NAMED HEAD COACH (1/10) - Former Cincinnati Bengals Head Coach Sam Wyche is named as Richard Williamson's replacement. Wyche becomes the fifth head coach in Tampa Bay history.

WILLIAMS INDUCTED INTO KREWE OF HONOR (9/6) - QB Doug Williams becomes the third player inducted into the team's Krewé of Honor.

COBB RECORDS FIFTH-BEST RUSHING SEASON (12/27) - The Bucs defeat the Phoenix Cardinals 7-3 as RB Reggie Cobb caps off the fifth-best rushing performance in team history (1,171 yards).

1993

BUCS SIGN NICKERSON AS AN UNRESTRICTED FREE AGENT (3/18) - Former Pittsburgh Steelers LB Hardy Nickerson signs a three-year contract to become the Buccaneers' first free agent acquisition under the NFL's new Collective Bargaining Agreement.

NICKERSON EARNS PRO BOWL SELECTION (12/29) - After compiling a team record 214 tackles, Nickerson is voted as the NFC's starting linebacker in the Pro Bowl and later becomes only the second Buccaneer to be named AP All-Pro.

1994

CULVERHOUSE DIES (8/25) - Hugh Culverhouse dies of lung cancer at the age of 75. The team is placed under control of a three-man trust headed by Culverhouse's law partner Steven Story, along with Jack Donlan and Fred Cone.

MCKAY NAMED GENERAL MANAGER (11/8) - Vice-President/Football Operations Rich McKay is promoted to General Manager.

RHETT RUSHES FOR 192 YARDS (12/4) - RB Errict Rhett records the second-best single-game rushing total in team history when he rambles for 192 yards on 40 carries (third-most in team annals) in a 26-21 victory over the Washington Redskins. Rhett eventually becomes the first Buc rookie to rush for over 1,000 yards (1,011).

BUCS SELL OUT SEASON FINALE (12/24) - The Buccaneers are defeated by the Packers 34-19 in front of the first sellout at Tampa Stadium in two years (11/15/92).

1995

BUCANEERS SOLD TO MALCOLM GLAZER (1/16) - Steven Story announces that, pending NFL approval, the Buccaneers have been sold to Palm Beach investor Malcolm Glazer for the highest price ever paid for a sports franchise.

NFL APPROVES SALE OF TEAM (3/13) - NFL owners unanimously approve Malcolm Glazer's purchase of the Buccaneers one day after the NFL Finance Committee gave its unanimous approval at the Owner's Meetings in Phoenix, AZ.

BUCS SIGN DRAFT PICKS IN RECORD FASHION (5/10) - With the signing of second-round selection S Melvin Johnson, Tampa Bay becomes the quickest team in NFL history to sign all its draft picks.

SALE OF THE TEAM IS FINALIZED (6/30) - Malcolm Glazer officially becomes the team's new owner after the sale of the team is finalized in Charlotte, NC. Bryan and Joel Glazer are named executive vice-presidents.

SELMON INDUCTED INTO HALL OF FAME (7/29) - DE Lee Roy Selmon becomes the first Buccaneer inducted into the NFL Hall of Fame. Selmon is introduced by his brother and former Buc teammate Dewey.

BUCS MOVE INTO SOLE POSSESSION OF FIRST PLACE (10/15) - K Michael Husted's 51-yard game-winning FG propels Tampa Bay past Minnesota and into sole possession of first place in the NFC Central Division. The victory marks the first time since the final day of the 1981 season that the team has been alone in first place.

GRUBER MARKS RECORD START (11/26) - LT Paul Gruber makes his 118th career start, thus surpassing DE Lee Roy Selmon's team record of 117.

RHETT SURPASSES 1,000-YARD MARK (12/3) - RB Errict Rhett goes over 1,000 yards for the second consecutive year to become only the 12th player in NFL history to accomplish the feat in his first two league seasons.

WYCHE IS FIRED (12/27) - The team announces that Sam Wyche will not return as head coach in 1996. Wyche leaves his post with a 23-41 record.

1996

DUNGY NAMED HEAD COACH (1/22) - Minnesota Defensive Coordinator Tony Dungy is named as the Buccaneers' sixth head coach.

NICKERSON RE-SIGNS WITH TEAM (2/22) - LB Hardy Nickerson, the Buccaneers' Most Valuable Player in 1993 and '95, agrees to a four-year deal to remain with the team.

COMMUNITY INVESTMENT TAX PASSES (9/3) - Hillsborough County voters pass the Community Investment Tax by a 53-47% margin. The tax will fund the construction of a new stadium and practice facility as well as various other community projects.

DUNGY WINS FIRST GAME (10/8) - Tony Dungy earns his first victory as Buccaneer head coach with a 24-13 victory over his former team, the Minnesota Vikings.

BUCS DEFEAT CHARGERS FOR FIRST CALIFORNIA WIN SINCE '80 (11/17) - Tampa Bay edges the San Diego Chargers 25-17 to earn its first victory in California since 1980 (24-23 vs. San Francisco).

1997

GRUBER RE-SIGNS (2/13) - LT Paul Gruber, the team's designated franchise player and cornerstone of the Buc offensive line for the past eight years, signs a three-year deal to remain in Tampa.

BUCCANEERS UNVEIL NEW LOGO AND COLORS (4/9) - The team unveils its eagerly anticipated new logo and color scheme at a noon downtown ceremony. The new logo, consisting of a red pirate flag with a skull and crossed swords, draws instant rave reviews. The team colors are Buccaneer red, pewter, black and orange.

STATE SUPREME COURT RULES IN FAVOR OF COUNTY, BUCS (5/22) - The Florida State Supreme Court refuses former Tampa Mayor Bill Poe's opposition to the stadium. In a 7-0 decision, the Court rules all aspects of the tax are constitutional.

BUCS START SEASON WITH FIVE CONSECUTIVE WINS (9/28) - The Buccaneers match the franchise record for most consecutive wins at the start of a season with five. After a 13-6 season-opening defeat of the San Francisco 49ers, the team rolls on to road victories at Detroit (9/7) and Minnesota (9/14) and home defeats of Miami (9/21) and Arizona (9/28).

MAYBERRY ATTAINS CONSECUTIVE STARTS RECORD (10/26) - C Tony Mayberry achieves one of the more remarkable achievements in team history by surpassing Dave Logan's streak of 103 consecutive games started in the team's 10/26 contest versus Minnesota.

CULPEPPER BECOMES FIRST TO BAG TRIFECTA TWICE IN SAME SEASON (11/9) - DT Brad Culpepper enters the team's sack race with a three-sack performance against Arizona (9/28) in a week-five contest, becoming just the fifth player in team history to do so. Little more than a month later, he becomes the first player in team annals to accomplish the feat twice in the same season with a trio of sacks at Atlanta.

BUCS SET SINGLE-GAME ATTENDANCE MARK (12/7) - After setting a new single-game attendance record earlier in the season on 9/21 against Miami (73,314), the Bucs eclipse that mark when 73,523 are in attendance for the team's 6-17 loss to the Green Bay Packers.

BUCS TIE FRANCHISE RECORD FOR WINS (12/21) - By virtue of their season-ending 31-15 downing of the Chicago Bears, the Bucs match the club record for most regular season victories in a season with 10, assuring themselves an NFC Wild Card berth.

FIRST PLAYOFF GAME PLAYED IN TAMPA IN 15 YEARS (12/28) - The Buccaneers defeat the Detroit Lions 20-10 in front of a sellout crowd of 73,361 in the final game played at Houlihan's Stadium. The game is marked by outstanding individual performances, including FB Mike Alstott's team playoff-record 31-yard touchdown run in which he barrels through a variety of Lions defenders.

1998

NFL-HIGH EIGHT BUCS PLAY IN PRO BOWL (2/1) - As further recognition of the team's dramatic rise in league prominence, a team-record and NFL-most eight Buc players are selected to play in the Pro Bowl. Joining third-time selection LB Hardy Nickerson are first timers FB Mike Alstott, LB Derrick Brooks, QB Trent Dilfer, RB Warrick Dunn, S John Lynch, C Tony Mayberry and DT Warren Sapp.

DUNGY RECEIVES NEW CONTRACT (3/11) - After tying the franchise record for victories in a season with 10, Head Coach Tony Dungy is rewarded by Owner Malcolm Glazer with a new five-year contract that essentially voids out his original contract.

SAPP SIGNS EXTENSION TO BECOME TEAM'S HIGHEST-PAID PLAYER (3/18) - Pro Bowl DT Warren Sapp agrees to a six-year contract that makes him the wealthiest player in team history and one of the highest paid defensive tackles in the league.

MCKAY RECEIVES CONTRACT EXTENSION (4/30) - Owner Malcolm Glazer rewards General Manager Rich McKay with a new five-year contract extension for his efforts in assembling one of the league's most talent-rich rosters. McKay's new deal guarantees that he will be with the team through the 2002 season.

BUCS SELL OUT INAUGURAL RAYMOND JAMES STADIUM SEASON (8/2, 8/15) - For the first time in team history, the Buccaneers entire home schedule is sold out before the season begins. Though the Bucs will play seven straight road games (including pre-season) to open 1998, the entire sum of single-game tickets for the eight home games in Raymond James Stadium sells out on the first day of availability.

BUCS OPEN NEW ERA IN RAYMOND JAMES STADIUM WITH DRAMATIC VICTORY (9/20) - Raymond James Stadium, already known as 'The Crown Jewel of the NFL', officially opens as the Buccaneers take on arch-rival Chicago. TE Dave Moore's acrobatic one-handed touchdown catch sparks a 27-point rally as Tampa Bay wins its Raymond James Stadium debut, 27-15.

TAMPA BAY OUTGUNS UNDEFEATED MINNESOTA IN RAYMOND JAMES SHOOTOUT (11/1) - The Buccaneers run their Raymond James Stadium record to 4-0 with an eye-opening, 27-24 upset of the previously undefeated Minnesota Vikings. The Vikings' only regular-season loss of 1998 is powered by a Buccaneer-record 246 rushing yards, including the first dual-100-yard performance in team history by FB Mike Alstott (128 yards) and RB Warrick Dunn (115).

FIRST MONDAY NIGHT FOOTBALL VICTORY IN 16 YEARS COMES AT EXPENSE OF PACKERS (12/7)

- Having ended a 15-year hiatus from ABC's Monday Night Football earlier in the year at Detroit, Tampa Bay records its first MNF victory since 1982 with a 24-22 dismissal of Green Bay. QB Trent Dilfer completes 64 and 62-yard TD passes to WR Jacquez Green and WR Reidel Anthony and the Buccaneer defense records eight sacks and a team-record eight forced fumbles.

BUCS BLANK CINCY FOR FIRST ROAD SHUTOUT (12/27)

- Tampa Bay records the third shutout in team history, the first since 1985 and the first on the road with a 35-0 dismantling of Cincinnati in the season finale. FB Mike Alstott ties a team-record with three touchdown runs as the Bucs open a 28-0 lead by halftime.

1999

FIVE BUCS MAKE REPEAT PRO BOWL VISIT (2/7)

- A five-some of Bucs, the second-largest contingent in team history, represents the NFC in the Pro Bowl; all five are repeat honorees from the team's NFL-high group of eight Pro Bowlers in 1998. LB Hardy Nickerson makes his fourth visit, tying TE Jimmie Giles for the second-most in team history, and DT Warren Sapp, LB Derrick Brooks, C Tony Mayberry and FB Mike Alstott all make their second trips.

BUCS COMPLETE UNDEFEATED PRESEASON (9/3)

- Rookie QB Shaun King hits rookie WR Darnell McDonald on a three-yard TD pass with seven seconds left, lifting the Bucs to a 16-13 win over host Washington. The victory caps a 4-0 preseason campaign, the franchise's first in 16 years.

SACK ATTACK SMOTHERS EAGLES (9/19)

- Tampa Bay's swarming defensive line racks up nine sacks in a 19-5 win at Philadelphia. DT Warren Sapp and DE Chidi Ahanotu each collect three sacks, while DE Marcus Jones bags two and DT Brad Culpepper adds one. The nine-sack effort falls one sack short of the team record of 10, set in 1979 at Baltimore.

GRAMATICA BOOTS ATLANTA (11/21)

- Rookie K Martin Gramatica kicks four FGs, including a game-winning 53-yarder with 58 seconds remaining, to rally Tampa Bay to a 19-10 win over Atlanta at Raymond James Stadium. Gramatica had earlier nailed attempts from 24, 26 and 50 yards. He became the first Buccaneer kicker to boot two 50-plus-yard FGs in one game. The last time a rookie K booted a game-winning FG of that length was San Francisco's Steve Mike-Meyer, who nailed a 54-yarder against the Rams (11/9/75).

KING SHINES IN RELIEF ROLE (11/28)

- Rookie QB Shaun King replaces an injured Trent Dilfer (clavicle) and escorts Tampa Bay to a 16-3 win at Seattle. The win marks the club's first in the Kingdom. King hits WR Jacquez Green for his first career completion, then later lofts a scoring toss to TE Patrick Hape, sealing Tampa Bay's fourth consecutive victory.

RECORD CROWD LIFTS BUCS TO MONDAY NIGHT WIN (12/6)

- Tampa Bay beats Minnesota 24-17 before a then-record crowd of 65,741 at Raymond James Stadium. The game marks the starting debut of rookie QB Shaun King, who throws two second-half TD passes. Tampa Bay's swarming defense forces four Viking turnovers, including a 55-yard INT return by CB Donnie Abraham on the third play of the game.

BUCS WIN SIXTH CONSECUTIVE GAME (12/12)

- Tampa Bay rallies for two fourth-quarter TDs to defeat Detroit 23-16 at Raymond James Stadium. The win is the Bucs' sixth consecutive triumph, breaking the team mark of five consecutive victories (1979, 1997). In the process, Tampa Bay assumes sole possession of first place in the NFC Central Division.

BUCS SET HOME WIN MARK AGAINST PACKERS (12/26)

- Tampa Bay completes its 1999 home slate with a club-record 7-1 mark after a 29-10 triumph over Green Bay. FB Mike Alstott runs for two TDs in the fourth quarter to seal the win. The Bucs' previous best home record was a 6-2 mark, set in 1984 and 1998. Tampa Bay also clinches its fifth-ever playoff appearance.

2000

BUCS CLAIM FIRST NFC CENTRAL TITLE IN 18 YEARS (1/2)

- The Bucs beat Chicago 20-6 at Soldier Field to claim their first NFC Central Division title since 1981. Tampa Bay also concludes the regular season with a franchise-record 11 wins. The Bucs rush for 143 yards and hold the potent Bears offense to two FGs. An estimated crowd of 5,000 greets the champs upon their arrival at One Buccaneer Place Sunday night.

FOUR BUCS EARN FIRST-TEAM-ALL-PRO HONORS (1/8)

- Four Buccaneers - FB Mike Alstott, LB Derrick Brooks, S John Lynch and DT Warren Sapp - earn first-team All-Pro honors from the Associated Press. Tampa Bay could claim five first team AP All-Pro selections in the franchise's first 23 seasons of existence. The Bucs tied the eventual Super Bowl champion Rams for most players on the 1999 squad.

SAPP NAMED AP NFL DEFENSIVE PLAYER OF THE YEAR (1/13)

- DT Warren Sapp earns NFL Defensive Player of the Year honors from the Associated Press. In a poll of 50 media members, Sapp receives 19 votes, edging out Tennessee DE Jevon Kearse. Sapp is the first Buccaneer to win the award since Hall of Famer Lee Roy Selmon won the trophy in 1979. Sapp finished the regular season with 54 tackles and a career-best 12.5 sacks.

BUCS RALLY PAST REDSKINS IN DIVISIONAL PLAYOFF (1/15)

- Tampa Bay rallies for a 13-0 deficit to defeat the Washington Redskins 14-13 in an NFC divisional playoff game before a record crowd of 65,835 at Raymond James Stadium. QB Shaun King hits TE John Davis on a one-yard TD toss midway through the fourth quarter to give the Bucs their first and only lead. Tampa Bay's defense holds Washington's second-ranked offense to 157 total yards and no offensive TDs. The win propels the Bucs to their first NFC Championship Game in 20 years.

TAMPA BAY FALLS ONE WIN SHY OF SUPER BOWL (1/23)

- Tampa Bay's valiant defensive effort falls short as the St. Louis Rams rally late for an 11-6 win in the NFC Championship Game at the Trans World Dome. The Bucs hold the high-powered Rams offense 22 points below their season average. St. Louis would capture Super Bowl XXXIV the following Sunday in Atlanta.

SIX BUCS HELP COACHING STAFF DEFEAT AFC IN PRO BOWL (2/6)

- The NFC, led by Tony Dungy and the rest of the Buccaneers coaching staff, whips the AFC 51-31 in the highest-scoring Pro Bowl ever. Tampa Bay is represented by six players - FB Mike Alstott, LB Derrick Brooks, S John Lynch, C Tony Mayberry, LB Hardy Nickerson and DT Warren Sapp. Alstott scores three TDs and Brooks returns a QB Mark Brunell INT for a score.

BUCS INK 11-TIME PRO BOWLER MCDANIEL (3/1)

- The Bucs snag another former Vikings offensive lineman, signing perennial Pro Bowl G Randall McDaniel to a three-year contract. McDaniel, who spent his previous 12 seasons in Minnesota, owns the NFL record for consecutive Pro Bowl starts with 11. He enters the 2000 season with 170 consecutive starts, second only to Tennessee's Bruce Matthews (197) among active players.

BUCS TRADE FOR JETS WR JOHNSON (4/12)

- The Bucs trade their two first-round picks (13th, 27th overall) in the 1999 NFL Draft to the New York Jets for two-time Pro Bowl WR Keyshawn Johnson. Tampa Bay then signs Johnson to an eight-year contract. Johnson's 305 catches over his first four NFL seasons trail only WR Marvin Harrison (Colts, 311, 1996-98) and WR Andre Rison (Falcons, 308, 1989-92) in league annals. The fifth-year pro can also boast 31 career scoring grabs.

BUCS RECORD LARGEST MARGIN OF VICTORY IN HOME OPENER (9/10)

- Tampa Bay records the largest margin of victory in team history with a 41-0 win over Chicago in its home opener at Raymond James Stadium. The Bucs defense extends their streak to 14 quarters against Chicago without allowing a touchdown, and limits the Bears to just 165 total yards, including 49 passing, while forcing four turnovers.

BUCS KNOCK OFF UNDEFEATED VIKINGS (10/29)

- The Bucs offense scores on each of its first four possessions as Tampa Bay snaps a four-game skid and ends Minnesota's 7-0 start at Raymond James Stadium. Tampa Bay's 31 first-half points ties the club record for points in a half. For the first time in club history, Tampa Bay scores 40-plus points in a game twice in the same season.

SAPP SETS SINGLE-SEASON SACK RECORD (11/26)

- DT Warren Sapp breaks DE Lee Roy Selmon's franchise record for sacks in a season with two - giving him 13.5 for the year - as Tampa Bay downs Buffalo 31-17 at Raymond James Stadium. The Bucs' defense notches six sacks overall to surpass the club's single-season record of 44 in 1997.

DUNN LEADS CLUB-RECORD DAY ON THE GROUND (12/3)

- Tampa Bay sets a club record with 250 yards rushing, including a career-high 210 by RB Warrick Dunn, on the way to a 27-7 victory over Dallas at Raymond James Stadium. Dunn's performance marks the second-best single-game effort in Bucs' history. K Martin Gramatica adds a 25-yard FG prior to halftime, tying the franchise record for consecutive field goals made with his 16th straight.

BUCS SET FRANCHISE MARK FOR POINTS SCORED (12/10)

- S Damien Robinson intercepts Miami QB Jay Fiedler at the Bucs nine-yard line with 14 seconds remaining as Tampa Bay holds on for a 16-13 victory at rainy Pro Player Stadium. With the 16 points, Tampa Bay sets a club record for points in a season with 336, eclipsing the previous mark of 335 points in 1984. In addition, K Martin Gramatica breaks his own record for points in a season.

TAMPA BAY CLINCHES SECOND STRAIGHT PLAYOFF BERTH (12/18)

- RB Warrick Dunn scores his third rushing touchdown of the game with 48 seconds remaining as Tampa Bay rallies for a 38-35 win over St. Louis before a national television audience on Monday Night Football. With the win at Raymond James Stadium, the Bucs clinch their second straight playoff berth and third in the last four seasons. Head coach Tony Dungy also becomes the winningest coach in franchise history with his 45th coaching victory.

2001**CHRISTENSEN PROMOTED TO OFFENSIVE COORDINATOR (1/26)**

- Quarterbacks coach Clyde Christensen is promoted to offensive coordinator. Christensen coached Tampa Bay's quarterbacks in 1999 and 2000 after tutoring the tight ends for his first three years from 1996-98.

BUCS HOST THIRD SUPER BOWL (1/28)

- Baltimore defeats the N.Y. Giants, 34-7 as Tampa Bay plays host to Super Bowl XXXV at Raymond James Stadium.

LEAGUE-HIGH AND TEAM-RECORD NINE BUCS PLAY IN PRO BOWL (2/4)

- Tampa Bay boasts a league-high and team-record nine players in the 2001 Pro Bowl in Hawaii. The Bucs' contingent includes a club-record six starters, but the AFC posts a 38-17 victory.

BUCS GRAB BRAD JOHNSON IN FREE AGENCY (3/6)

- Tampa Bay ventures into free agency and returns with the biggest name on the market in Washington Redskins QB Brad Johnson. Johnson, who ranks third all-time in completion percentage, signs a five-year contract.

RICE JOINS THREE OTHER FIRST-ROUNDERS ON DEFENSIVE LINE (3/23)

- Arizona Cardinals Pro Bowl DE Simeon Rice signs a five-year contract with Tampa Bay, joining a defensive line that features three other former first-round draft picks. Rice, who established an Arizona franchise mark with 16.5 quarterback sacks in 1999, notched 51.5 career sacks with the Cardinals.

JOHN MCKAY DIES (6/10)

- John McKay, the first coach in Buccaneers history, dies of kidney failure due to complications from diabetes at the age of 77. McKay coached Tampa Bay from 1976-1984, leading the team to three playoff appearances, including a trip to the 1979 NFC Championship Game.

BUCS SECOND GAME POSTPONED DUE TO TERRORIST ATTACKS (9/16)

- Due to the terrorist attacks on America on September 11, the NFL postpones all of its games on September 16 and 17, including the Bucs' home contest against Philadelphia. The games are rescheduled for the first weekend in January, with the rest of the playoff schedule, including the Super Bowl, moving back one week. Due to an already-scheduled bye in Week Three, the Bucs have a bizarre, 21-day layoff between the first and second games of the season.

ALSTOTT LEADS ANOTHER HOME POUNDING OF THE VIKINGS (10/28)

- Almost exactly one year after demolishing Minnesota, the 41-13, in Raymond James Stadium on 10/29/00, the Bucs prove it was no fluke with a 41-14 decision over the Vikings on 10/28/01. FB Mike Alstott leads the runaway victory with 129 rushing yards, tying a team and personal record with three rushing touchdowns.

FIRST MNF ROAD VICTORY GIVES BUCS ANOTHER PRIME-TIME WIN OVER RAMS (11/26)

- For the second time in two years, the Buccaneers defeat the St. Louis Rams on Monday Night Football, following up a 38-35 thriller in Tampa in 2000 with a 24-17 victory at St. Louis in 2001. The win, which stands as the first road win for the Bucs on Monday Night Football in team history, gives the Bucs a measure of revenge in the stadium that saw their run to the 1999 Super Bowl come to an end.

BUCS RECORD THIRD STRAIGHT ROAD WIN (12/2)

- During yet another December surge, the Buccaneers defeat the Cincinnati Bengals, 16-13 in overtime, when S John Lynch forces and recovers a fumble at the Bengals' three-yard line early in the extra period, setting up K Martin Gramatica's game-winning field goal. Following wins at Detroit and St. Louis, the victory over Cincinnati gives Tampa Bay three consecutive road wins for the first time in franchise history.

BUCS TIE SINGLE-GAME SCORING RECORD IN CRUCIAL WIN OVER NEW ORLEANS (12/23)

- In a contest that would basically eliminate the loser from playoff contention and nearly guarantee the winner a postseason spot, the Buccaneers explode for 48 points in a blowout win over New Orleans. Taking a 30-0 halftime lead, the Bucs cruise to the 48-21 win, tying the team record for points scored in a single game (also against Atlanta, 9/13/97).

2002**DUNGY DISMISSED (1/14)**

- The team announces that Head Coach Tony Dungy has been relieved of his coaching duties after six seasons. Dungy posted a 54-42 record at the helm and led the Buccaneers to the playoffs in four of his six campaigns.

GRUDEN INTRODUCED (2/20)

- New Head Coach Jon Gruden is introduced at a press conference at a downtown hotel after becoming the seventh head coach in franchise history. Gruden, 38, spent four seasons (1998-2001) as head coach of the Oakland Raiders.

TAMPA BAY STARTS TRAINING CAMP AT DISNEY (7/29) - The Buccaneers begin their first season under new Head Coach Jon Gruden at Disney's Wide World of Sports Complex at Walt Disney World Resort. For the first time, Tampa Bay will conduct training camp at Disney after training at the University of Tampa since 1987. The Buccaneers are the first NFL team to conduct training camp at Disney's sports complex.

GRUDEN MAKES BUCCANEERS DEBUT (9/8) - Jon Gruden, the Buccaneers seventh head coach, makes his regular season debut at Raymond James Stadium in a 26-20 overtime loss to the New Orleans Saints. Tampa Bay trails 20-10 late in the fourth quarter when they post a frantic 10-point comeback to send the game into overtime. The Bucs are forced to punt deep in their own territory on their third possession of overtime. P Tom Tupa lines up to punt, but senses pressure and is forced to pull the ball down and attempt a pass. Saints LB James Allen intercepts the pass in the end zone, giving New Orleans the victory

TAMPA BAY DEFENSE STIFLES ANOTHER ROAD OPPONENT (10/6) - For the third straight road contest, the Bucs defense does not allow a touchdown and posts an interception return for a score in a club-record fourth straight game en route to a 20-6 win over the Atlanta Falcons at the Georgia Dome. The defense ties a then season-high with four interceptions—all in the second half—and adds four sacks against the Falcons. LB Derrick Brooks becomes the first linebacker in NFL history with three interception returns for touchdowns in a single season.

RICE SETS NFL RECORD (12/1) - In a Week 13 contest at New Orleans, DE Simeon Rice sets an NFL single-season record by recording his fifth consecutive multi-sack game. His three-sack performance against the Saints highlights a five-game streak that began at Carolina on October 27, during which he totaled 11 sacks, 29 tackles, four forced fumbles and one pass defensed.

BUCCANEERS CLAIM FIRST NFC SOUTH TITLE (12/22) - Tampa Bay and New Orleans enter their Week 16 contests with the Bucs holding a one-game advantage in the NFC South. New Orleans suffers a 20-13 loss at Cincinnati on Sunday, thereby giving the first NFC South Division title to Tampa Bay before the Buccaneers take the field the following night against Pittsburgh. The division title is the fourth in Buccaneers history.

GRAMATICA LEADS BUCS TO FRANCHISE-BEST 12TH VICTORY (12/29) - Tampa Bay closes out the first regular season under Jon Gruden with its club record 12th win against the Chicago Bears in Champaign, IL. K Martin Gramatica kicks a career-high and team-record five field goals and the Bucs defense registers four interceptions in a 15-0 shutout. The win also marks the second road shutout of the season for the Buccaneers and is the first Tampa Bay victory in 22 tries when the thermometer reads below 40 degrees. With the victory, Tampa Bay finishes 6-2 on the road; the most wins away from home in franchise history, and secures the No. 2 seed in the NFC playoffs.

2003

BROOKS NAMED NFL DEFENSIVE PLAYER OF THE YEAR (1/8) - LB Derrick Brooks, the Bucs all-time leader in tackles, garners NFL Defensive Player of the Year honors. As part of the league's top-ranked defense in 2002, Brooks led the team with 170 tackles and tied for fourth in the NFC with five interceptions. Brooks was also selected to a club-record sixth-consecutive Pro Bowl in 2002 (as was DT Warren Sapp). His four touchdowns on turnovers in 2002 tied for the second-most in a single season in NFL history. He later adds another touchdown on an interception return in Super Bowl XXXVII.

BUCS ADVANCE TO NFC CHAMPIONSHIP GAME (1/12) - Tampa Bay qualifies for the NFC Championship Game for the third time in club history by defeating San Francisco 31-6 at Raymond James Stadium in an NFC Divisional Playoff contest. Tampa Bay races to a 28-6 halftime lead, scoring touchdowns on three consecutive possessions in the first half. The Bucs force five 49er turnovers and keep San Francisco out of the end zone for the first time in 50 games (including postseason).

BUCS CLAIM NFC TITLE (1/19) - Tampa Bay clinches its first NFC crown and Super Bowl berth with a 27-10 victory over the Philadelphia Eagles in the final game at Veterans Stadium. The Bucs defense forces three Eagle turnovers en route to securing the club's first postseason road win in franchise history. CB Ronde Barber paces an outstanding defensive effort and secures the victory with a club-record 92-yard interception return for a touchdown late in the fourth quarter.

BUCS WIN SUPER BOWL XXXVII (1/26) - The Bucs defeat the Oakland Raiders, 48-21, in Super Bowl XXXVII in San Diego behind a suffocating defense, setting Super Bowl records with five interceptions and three interception returns for touchdowns. It is the first NFL Championship in club history. At the age of 39, Jon Gruden becomes the youngest head coach to win a Super Bowl. S Dexter Jackson is named the game's MVP as the Bucs' top-ranked defense stifles the Raiders and the league's number one ranked offense. Tampa Bay limits Oakland to just 62 total yards in the first half, the second-fewest in Super Bowl history, and finishes the game surrendering just 269 total yards and 11 first downs. RB Michael Pittman runs for a season-high 125 yards and WR Keenan McCardell scores two touchdowns. LB Derrick Brooks seals the victory with a late fourth quarter interception return for a touchdown and CB Dwight Smith sets a Super Bowl record by returning a pair of second-half interceptions for touchdowns.

WORLD CHAMPIONS PARADE THROUGH TAMPA (1/28) - Following their 48-21 victory over Oakland in Super Bowl XXXVII, the World Champion Tampa Bay Buccaneers parade through downtown Tampa where more than 150,000 fans line the streets and crowd office buildings to celebrate the city's first major professional sports championship.

BUCS SIGN DEFENSIVE COORDINATOR MONTE KIFFIN TO A NEW CONTRACT (1/30) - Tampa Bay signs Monte Kiffin, architect of the NFL's top-ranked defense, to a new, three-year contract. Kiffin, a head coaching candidate, is rewarded for designing the first defense since the 1985 Chicago Bears to lead the league in total defense, fewest points allowed and total interceptions. Tampa Bay's defense allowed just 196 points in 2002, the fifth-fewest in a single season in NFL history during a 16-game schedule.

SEVEN BUCS APPEAR ON PRO BOWL ROSTER (2/2) - Tampa Bay has seven players on the roster for the 2003 Pro Bowl in Hawaii: FB Mike Alstott, LB Derrick Brooks, QB Brad Johnson, S John Lynch, LB Shelton Quarles, DE Simeon Rice and DT Warren Sapp. A total of six Buccaneers, all but Sapp due to an injury, see game action in the 45-20 AFC victory.

BUCS DEFEAT THE JETS IN THE 2003 AMERICAN BOWL IN TOKYO, JAPAN (8/2) - The defending Super Bowl champion Tampa Bay Buccaneers opened the preseason with a 30-14 victory over the N.Y. Jets in the 2003 American Bowl in their first-ever international appearance at the Tokyo Dome. Tampa Bay, which played in the final game of the 2002 season in its victory over the Oakland Raiders in Super Bowl XXXVII, joined the Jets in the first game of the 2003 preseason in Tokyo, Japan. Tampa Bay also conducted a pair of practices at the Tokyo Dome in preparation for the exhibition contest.

BUCS DEFEAT EAGLES IN 2003 REGULAR SEASON OPENER (9/8) - The defending Super Bowl champion Tampa Bay Buccaneers open up the regular season with a convincing 17-0 victory over Philadelphia in the Eagles' first regular season game at Lincoln Financial Field. WR Joe Jurevicius caught a pair of second half touchdowns, including a spectacular fourth quarter scoring reception in which he deflected the ball over an Eagles defender, spun to his left and dove to haul in the improbable touchdown catch. Tampa Bay's defense limited the Eagles to just 245 total yards as Philadelphia suffered a home shutout for the first time since 1998.

BUCS POST SECOND SHUTOUT OF THE SEASON (10/26) - Tampa Bay forces three turnovers and limits Dallas to 178 total yards of offense as the Bucs post their second shutout of the season, defeating the Dallas Cowboys 16-0 at Raymond James Stadium. The shutout marks the eighth in club history, including four over the past two seasons (2002 and 2003).

BUCS RECORD-SETTING SACK STREAK ENDS AT 69 (11/16) - Tampa Bay, which had recorded at least one sack in an NFL-record 69 consecutive games, is held sackless by the Green Bay Packers. It was the first time the Bucs defense had failed to register at least one sack since October 3, 1999 at Minnesota. During that 69-game streak, the Bucs defense also became the first unit to register at least one sack and one takeaway in 50 consecutive games since 1963.

ATLANTA FALCONS NAME RICH MCKAY PRESIDENT AND GENERAL MANAGER (12/15) - The Atlanta Falcons name Rich McKay President and General Manager. McKay spent the previous 12 seasons with Tampa Bay (1992-2003), including the past nine years (1995-2003) as the club's general manager. Under McKay, the Bucs made five playoff appearances, won two division titles and captured the club's first Super Bowl championship in 27 seasons with a 48-21 victory over the Oakland Raiders in Super Bowl XXXVII.

FOUR BUCS SELECTED TO THE PRO BOWL (12/18) - Tampa Bay has four players selected to the 2004 Pro Bowl: LB Derrick Brooks, WR Keenan McCardell, DE Simeon Rice and DT Warren Sapp. Brooks and Sapp are named to the Pro Bowl for the seventh consecutive time, eclipsing Hall of Famer Lee Roy Selmon's club record of six total appearances and consecutive appearances at the annual All-Star game.

2004

ALLEN NAMED THIRD GENERAL MANAGER IN CLUB HISTORY (1/9) - The Bucs name Bruce Allen the third general manager in club history. Allen joins Tampa Bay after spending the previous nine seasons (1995-2003) with the Oakland Raiders, helping the team to three division titles, two AFC Championship Game appearances and a berth in Super Bowl XXXVII.

BUCS NAME DOUG WILLIAMS PERSONNEL EXECUTIVE (2/12) - The Bucs reclaim one of the greatest players in club history by naming Doug Williams personnel executive for the team. Williams, who spent the last six seasons (1998-2003) as head coach of his alma mater at Grambling State University, compiled a 52-18 record and led the Tigers to three consecutive Southwestern Athletic Conference titles (2000-2002). A former first-round draft pick by Tampa Bay in the 1978 NFL Draft (17th overall), Williams led the Bucs to the first three playoff appearances in team history (1979, 1981 and 1982), including an appearance in the 1979 NFC Championship Game in just the club's fourth year of existence.

BUCS UNVEIL PLANS FOR NEW TRAINING FACILITY (3/17) - The Bucs unveil plans for their new, 136,320 square foot state-of-the-art training facility, promising a "world class facility" that will be the finest in the National Football League. The spectacular and innovative facility will be built on the Tampa Bay Center mall site across the street from Raymond James Stadium. The signature of the new facility will be its breathtaking entrance, which features the world's largest football towering nearly five stories tall. Since the team's inception in 1976, Tampa Bay has been based at One Buccaneer Place, a training facility located near the Tampa International Airport. The new facility will be ready prior to the 2006 season.

BUCS ACQUIRE WR JOEY GALLOWAY (3/19) - The Bucs acquire WR Joey Galloway from the Dallas Cowboys for WR Keyshawn Johnson.

HURRICANE CHARLEY FORCES BUCS TO RESCHEDULE PRESEASON GAME (8/14) - Because of the threat of Hurricane Charley, the Buccaneers reschedule their August 14 preseason contest against the Cincinnati Bengals for Monday, August 16. The Bucs organize a program to collect monetary donations at the contest that will be directed to appropriate Hurricane Charley relief efforts.

DERRICK BROOKS AND THE BUCS COLLABORATE TO HELP HURRICANE IVAN VICTIMS (9/18) - Derrick Brooks Charities and the Tampa Bay Buccaneers organize a program to collect monetary donations prior to the game between Tampa Bay and Seattle at Raymond James Stadium on September 19. In addition, Derrick Brooks Charities donates \$1000 for each tackle Derrick makes against the Seahawks. All funds collected are directed to appropriate Hurricane Ivan relief efforts in Brooks' hometown of Pensacola, Florida.

BROWN RECORDS 100TH CAREER TOUCHDOWN RECEPTION AGAINST FORMER TEAM (9/26) - In a rematch of Super Bowl XXXVII, Buccaneers WR Tim Brown returns to Oakland to haul in his 100th career touchdown reception, becoming just the fourth player in NFL history to accomplish the feat, with a 16-yard score in the fourth quarter.

BUCS EARN LARGEST MARGIN OF VICTORY SINCE 2000 SEASON (11/21) - Tampa Bay defeats the San Francisco 49ers 35-3 at Raymond James Stadium to post its largest margin of victory since the 2000 season. The Bucs defense limits the 49ers to 26 total yards and two first downs in the first half and finishes the contest surrendering just 197 total yards, while forcing five sacks and two turnovers. The offense is equally impressive, racking up 352 yards as RB Michael Pittman rushes for 106 yards on 21 carries with two touchdowns.

CLAYTON SETS BUCS ROOKIE RECEIVING RECORD (11/28) - Bucs rookie WR Michael Clayton hauls in eight receptions for 77 yards in the Week 11 contest at Carolina to move into first place all-time in team history for most receiving yards by a rookie in a season. Through 11 contests in 2004, Clayton posts 60 receptions for 828 yards, surpassing WR Lawrence Dawsey's 818 yards as a rookie in 1991.

RICE RECORDS 100TH CAREER SACK AS BUCS POST NINTH SHUTOUT IN FRANCHISE HISTORY (12/5) - Tampa Bay records the ninth shutout in franchise history with a 27-0 victory over the Atlanta Falcons at Raymond James Stadium. Buccaneers DE Simeon Rice records the 100th and 101st sacks of his career, becoming just the 22nd player in league history and only the second active player to reach the 100-sack plateau. The Buccaneers defense records five sacks and forces five turnovers, intercepting QB Michael Vick twice and forcing two fumbles by the Falcons signal caller.

TWO BUCS EARN PRO BOWL HONORS (12/22)

- The NFL announces that two Buccaneers, LB Derrick Brooks and CB Ronde Barber, have been selected to the 2005 AFC-NFC Pro Bowl. Brooks, who was selected for the eighth time to the Pro Bowl, becomes the franchise's all-time leader in Pro Bowl appearances, breaking a tie with former teammate DT Warren Sapp. Brooks' eight consecutive Pro Bowl appearances (1997-04) also establish a new team record. Barber is named to his second career Pro Bowl after making his first appearance in 2001.

BUCS CLAYTON SETS ROOKIE TOUCHDOWN RECORD (12/26)

- Bucs rookie WR Michael Clayton catches a career-high two touchdowns against the Carolina Panthers at Raymond James Stadium, moving him into first place for most touchdown receptions by a rookie in franchise history. His six touchdown receptions on the season surpass the previous rookie record of five touchdown catches by WR Kevin House in 1980.

2005

BUCS SELECT CARNELL "CADILLAC" WILLIAMS WITH FIFTH PICK IN NFL DRAFT (4/23)

- The Buccaneers draft Auburn RB Carnell "Cadillac" Williams with their first selection (fifth overall) in the 2005 NFL Draft. The selection of Williams marks the fourth time in team history that Tampa Bay has drafted a running back in the first round and the first time since 1997 (Warrick Dunn - 12th overall).

WILLIAMS SETS NFL RECORD FOR MOST RUSHING YARDS IN FIRST THREE GAMES (9/25)

- In his first three games, Bucs rookie RB Carnell "Cadillac" Williams totals an NFL-record 434 rushing yards, becoming the first running back to begin his career with three consecutive 100-yard performances. Following his record-breaking performance, Williams' shoes and gloves are displayed at the Pro Football Hall of Fame.

BARBER MATCHES OWN CLUB RECORD WITH THREE INTERCEPTIONS (12/4)

- CB Ronde Barber records a career-high tying three interceptions against the New Orleans Saints in Baton Rouge, LA to tie his own club record. His previous three interception performance also came against the Saints in 2001. Barber goes on to finish the season with five picks to lead the Buccaneers and tie for seventh in the NFC.

BARBER BECOMES MEMBER OF EXCLUSIVE 20/20 CLUB (12/11)

- CB Ronde Barber records the 20th sack of his career at Carolina to join the 20 sack/20 interception club. He becomes the first cornerback in NFL history and just the seventh player all time to accomplish the feat.

THREE BUCS NAMED TO PRO BOWL (12/21)

- The NFL announces that three Buccaneers, CB Ronde Barber, P Josh Bidwell and LB Derrick Brooks, have been selected to the 2006 AFC-NFC Pro Bowl. It marks Brooks' ninth consecutive selection to the all-star game, a team record for total and most consecutive appearances. Barber will make his third career appearance and second consecutive while Bidwell will play in his first career Pro Bowl.

BUCS NEARLY NOTCH 100TH OVERALL WIN UNDER GLAZER LEADERSHIP (12/24)

- In one of the most thrilling games in team history, the Buccaneers notch their 100th overall win since being purchased by Malcolm Glazer on January 16, 1995. The contest, against the division rival Atlanta Falcons, features four separate occasions in which the score is tied and five lead changes. The epic battle is prolonged when Bucs running back Cadillac Williams scores from six yards out on a fourth down run with 31 seconds remaining in regulation that forces overtime. In the extra period, the Buccaneers block a potential game-winning Atlanta field goal before successfully connecting on a 41-yard attempt of their own with only 54 seconds remaining in overtime. The milestone win emphasizes a reversal of fortunes for the Buccaneers, who prior to being purchased by Mr. Glazer, won just 87 games in 19 seasons.

2006

BUCS CLAIM SECOND NFC SOUTH CROWN IN FOUR YEARS (1/1)

- Tampa Bay defeats the New Orleans Saints 27-13 in the final game of the regular season to earn its second NFC South division title in four seasons. Tampa Bay and the rival Carolina Panthers finish the regular season with identical 11-5 records, but the Buccaneers claim the NFC South by virtue of a better divisional record. The division title is the fifth in Buccaneers history.

GALLOWAY SETS NEW FRANCHISE MARK FOR TOUCHDOWN RECEPTIONS (1/1)

- WR Joey Galloway records two touchdown receptions in the season finale against the New Orleans Saints, giving him 10 on the season to establish a new franchise record. Galloway's 10 touchdown receptions best the previous high of nine, held by WR Kevin House (1981), WR Bruce Hill (1988) and WR Mark Carrier (1989).

WILLIAMS SETS BUCS ROOKIE RECORD FOR RUSHING YARDS IN A SEASON (1/1)

- RB Carnell "Cadillac" Williams finishes the season with 1,178 rushing yards to set a Buccaneers rookie record. His impressive rookie performance includes a team-record six 100-yard rushing games and three of the top 10 single-game rushing performances in team history.

BUCS FINISHES THE SEASON AS THE TOP-RANKED UNIT IN THE NFL (1/1)

- Tampa Bay's defense finishes the season ranked No. 1 in total defense for the third time (1979, 2002 and 2005) in team history. The 2005 season also marks the ninth consecutive year (1997-2005) the Buccaneers ranked in the Top 10 in total defense, the longest active streak in the league and tied for the second-longest streak since 1970.

WILLIAMS NAMED NFL ROOKIE OF THE YEAR (2/2)

- RB Carnell "Cadillac" Williams beats out LB Shawne Merriman of the San Diego Chargers, LB Lofa Tatupu of the Seattle Seahawks, LB Odell Thurman of the Cincinnati Bengals and LB Demarcus Ware of the Dallas Cowboys for Diet Pepsi Rookie of the Year honors. Williams is selected by fans on NFL.com with more than one million votes cast during the regular season and playoffs for NFL Rookie of the Week and Rookie of the Year honors.

BROOKS NAMED 2006 PRO BOWL PLAYER OF THE GAME (2/12)

- Making his ninth consecutive Pro Bowl appearance, LB Derrick Brooks earns Player of the Game honors after returning an interception 59 yards for a touchdown to catapult the NFC to a 23-17 victory over the AFC in the 2006 Pro Bowl.

BUCS HEADQUARTERS AND COACHES BEGIN WORK AT NEW HEADQUARTERS (8/21)

- Arriving immediately after the conclusion of training camp in Central Florida, Buccaneers players and coaches move into the team's new 136,320-square-foot headquarters. Unmatched in grandeur by any other professional sports headquarters, the new base of operations spans more than 33 acres and provides the team with unparalleled resources of the highest quality. Some of those include a 7,900-square-foot weight room, technically advanced meeting rooms, three practice fields, a grand auditorium, high-tech coaches' studios with instant access to game film, a video-editing suite and a state-of-the-art training and rehabilitation area.

BARBER RETURNS TWO INTERCEPTIONS FOR TOUCHDOWNS IN SAME GAME (10/22)

- Facing a Philadelphia Eagles team he had tormented in the past, CB Ronde Barber propels the Tampa Bay Buccaneers to a 23-21 victory by twice picking off QB Donovan McNabb, returning each interception for a touchdown. Barber's two TD returns mark the first time in franchise history that a player accomplishes such a feat in a regular season game. His two scores also make Barber the first player in team history to score two defensive touchdowns of any kind in a regular season game.

BRYANT KICKS HIS WAY INTO RECORD BOOKS (10/22) - With the Buccaneers trailing the Philadelphia Eagles 21-20 with only four seconds remaining in the game, K Matt Bryant produces a last-second miracle, kicking a 62-yard field goal to give the Bucs a 23-21 victory. Bryant's kick is the second-longest walk-off field goal in NFL history and the third-longest overall field goal in league annals. The previous long for the Buccaneers franchise was 57 yards by Michael Husted (12/19/93).

BROOKS MOVES INTO FIRST PLACE IN TEAM HISTORY FOR GAMES PLAYED (11/5) - In front of a home crowd and against the New Orleans Saints, perennial Pro Bowl LB Derrick Brooks plays in his 184th career game, moving into first place in Buccaneers' history for games played. The veteran defender shows no signs of slowing down as he finishes the contest with a team-leading and season-high 15 tackles, including two for a loss. Brooks finishes the season with 192 consecutive games played and 176 straight starts to lead all active Bucs players in both categories. He also ranks first in team history with 189 total starts.

ROOKIE QB GRADKOWSKI MAKES HISTORY WITH INTERCEPTION-FREE STREAK (11/5) - After a game against the New Orleans Saints in which he completes 18 of 31 passes for 185 yards and two touchdowns, Tampa Bay Buccaneers rookie QB Bruce Gradkowski runs his mark of pass attempts to 186 with only one interception. That number stands as a record for most attempts in NFL history by a quarterback before throwing a second interception. A week prior, against the New York Giants, Gradkowski became just the third quarterback in league history to throw only one interception in his first 150 pass attempts.

BARBER MOVES INTO TIE FOR MOST INTERCEPTIONS IN TEAM HISTORY (11/13) - With his third interception of the season, this time against Carolina Panthers QB Jake Delhomme, CB Ronde Barber notches his 31st career interception. That total places him in a tie for most interceptions by a Buccaneers player in team history with CB Donnie Abraham, who played for Tampa Bay from 1996-2001. Barber's historic pick comes in front of a Monday Night Football audience with 1:09 remaining in the second quarter of the contest.

BUCCANEERS PLAY IN THANKSGIVING GAME FOR FIRST TIME IN FRANCHISE HISTORY (11/23) - For the first time in Tampa Bay's 31-year history, the Buccaneers participate in one of the NFL's nationally televised Thanksgiving Day games, squaring off against the Dallas Cowboys. The contest is the third game in an 11-day stretch for the Buccaneers, marking only the fourth time since 1978 that a team has played three games in 11 days, with two of the contests on the road.

BUCCANEERS WELCOME BACK PAST PLAYERS FOR TEAM'S FIRST ALUMNI WEEKEND (12/8) - Approximately 120 former players representing a little over three decades of Buccaneers football are honored when the franchise holds its first Alumni Weekend. During the three-day celebration, former Bucs players who have given the franchise at least one full season of service watch practice, tour the team's new facility, participate in a golf event and attend a dinner party and gala at Raymond James Stadium. The weekend's activities culminate in a halftime tribute during a game against Atlanta in which the players take the field and are recognized by Buccaneers fans.

THREE BUCS NAMED TO PRO BOWL (12/19) - For the third consecutive season and fourth overall, CB Ronde Barber earns Pro Bowl honors after leading the Buccaneers with three interceptions and 20 passes defended to go along with his 108 tackles. Barber is later joined by Bucs TE/LS Dave Moore, who is selected as a "need player" by the NFC, and LB Derrick Brooks, who initially was chosen as first alternate at the outside linebacker position. For Moore, the selection represents the first of his career and first for a Bucs tight end since Jimmie Giles was selected in 1985. Moore is the first Buccaneers player to be chosen to the Pro Bowl as a long-snapper and just the third special teams performer to earn the invitation. Brooks is added to the NFC's roster when Chicago LB Lance Briggs pulls out of the game. His selection marks his 10th consecutive and 10th overall Pro Bowl selection - both team records.

GLAZER FAMILY REACHES 100TH REGULAR SEASON WIN (12/24) - A 22-7 victory over the Cleveland Browns in the penultimate game of the season marks the 100th regular season victory for the Tampa Bay Buccaneers since it was purchased by Malcolm Glazer on January 16, 1995. Under the ownership of Mr. Glazer and his family, the club has posted a .521 winning percentage and captured its first Super Bowl championship. Prior to the Glazer family's ownership, the Buccaneers won just 87 games in 19 seasons, posting a .300 winning percentage.

GALLOWAY REACHES 1,000 YARDS FOR SECOND STRAIGHT SEASON (12/31) - For only the second time in Tampa Bay's 31-year history, a Buccaneers receiver gains at least 1,000 receiving yards in two straight seasons when Joey Galloway reaches that mark against the Seattle Seahawks. Galloway finishes the season with a team-high 1,057 yards after logging 1,287 yards in 2005, also a club-high. Prior to Galloway's two consecutive 1,000-yard seasons, only Keyshawn Johnson achieved that feat, posting 1,266 yards in 2001 and 1,088 yards the following year.

2007

BUCS UNVEIL THE LARGEST FLYING NON-US FLAG IN THE NATION (9/6) - The Buccaneers raise their new team flag, which measures over 4,000 square feet, at One Buccaneer Place following the afternoon practice. Buccaneers players and staff watch the flag ascend the 147.5-ft. pole on the west side of the team's headquarters as the team reads for its season-opening game in Seattle. At 80'x50' the flag is the largest flying non-US flag in the nation.

GALLOWAY SURPASSES 10,000 RECEIVING YARDS (10/21) - With his 46-yard receiving performance at Detroit, WR Joey Galloway surpasses 10,000 career receiving yards. He becomes the eighth active player and just the 28th player in NFL history to reach the 10,000-yard plateau.

GARCIA SETS CONSECUTIVE COMPLETIONS RECORD (10/21) - Facing his former team, QB Jeff Garcia completes a single-game team-record 18 consecutive completions against the Detroit Lions. Garcia has one of his best outings of the season, completing 37-of-45 passes for 316 yards and two touchdowns against the Lions.

GARCIA'S CONSECUTIVE ATTEMPTS WITHOUT AN INTERCEPTION STREAK ENDS AT 197 (10/28) - QB Jeff Garcia begins his career as a Buccaneer by attempting 197 consecutive passes without throwing an interception, besting the previous team record by Brad Johnson, who went 187 consecutive attempts without a pick from 2001-2002. Dating back to the 2006 season, Garcia went 217 attempts without an interception in the regular season, the sixth-longest streak since 2001.

BARBER BECOMES BUCCANEERS ALL-TIME INTERCEPTION LEADER (11/25) - CB Ronde Barber intercepts his 32nd career pass to move into first place on the team's career interception list. Barber's record-setting pick comes off QB Jason Campbell late in the fourth quarter to help Tampa Bay preserve a 19-13 victory over the Washington Redskins.

CARTER RECORDS 100TH CAREER SACK (11/25) - In his first season with the Buccaneers, DE Kevin Carter posts the 100th sack of his career, dropping QB Jason Campbell in a win against the Redskins. Carter becomes the 24th player in NFL history to reach the 100-sack plateau.

BUCS EARN THIRD NFC SOUTH TITLE IN SIX SEASONS (12/16) - Tampa Bay defeats the Atlanta Falcons 37-3 in Week 15 to earn its third NFC South division title in six seasons. Tampa Bay moves to 5-0 in its division for the first time since 1979 while clinching the sixth division title in team history and fourth since the Glazer family took over in 1995.

BUCS POST FIRST-EVER KICKOFF RETURN FOR A TOUCHDOWN (12/16) - It took 1,865 kickoff returns, but WR Micheal Spurlock records the first kickoff return for a touchdown in team history on his 90-yard return against the Atlanta Falcons. He is one of 140 players to have returned a kickoff for the Buccaneers. The historic return helps propel the Buccaneers to the NFC South division title.

GRAHAM SETS TEAM RECORD WITH SCORE IN SIXTH CONSECUTIVE GAME (12/16) - RB Earnest Graham, who began the year as a backup running back, scores a touchdown in his sixth consecutive game to set a new team record for most consecutive games with a touchdown. Graham's touchdown is his team-leading 10th of the year as he finishes the game against Atlanta with 22 carries for 79 yards and one touchdown.

GALLOWAY POSTS THIRD CONSECUTIVE 1,000-YARD SEASON (12/23) - With a 29-yard reception in the second quarter at San Francisco, WR Joey Galloway becomes the first player in team history to record three consecutive and three overall 1,000-yard receiving seasons while also marking the first time in his 13-year career Galloway accomplished the feat. It goes down as the sixth 1,000-yard campaign of his career.

2008

BROOKS BECOMES TEAM'S ALL-TIME LEADER IN PLAYOFF APPEARANCES, STARTS (1/6) - With his start in the NFC Wild Card matchup against the New York Giants, LB Derrick Brooks becomes the Bucs all-time leader in playoff games played (11) and started (11). Brooks, who already holds the franchise record for most career regular season games and starts, surpasses former teammates FB Mike Alstott and LB Shelton Quarles, who each played in 10 career postseason contests.

ALSTOTT ANNOUNCES RETIREMENT (1/24) - Arguably the most popular player in team history, FB Mike Alstott retires after a 12-year career. A second-round selection (35th overall) in the 1996 draft, Alstott ends his career as the club record holder in touchdowns (71), rushing touchdowns (58) and Pro Bowl appearances by an offensive player (six). His 432 points ranks third in Buccaneer history and he is the only non-kicker in club annals to surpass the 400-point plateau. During his career, Alstott amassed 1,359 rushing attempts for 5,088 yards (both second in team history) and caught 305 passes (third in team history) for 2,284 yards. Alstott played in 158 career regular season games as a Buccaneer, seventh-most in team history, with 137 starts, fifth-most in team history, and 10 playoff games (tied for second in team history) with seven starts, including starting at fullback in the Buccaneers' 48-21 victory over the Oakland Raiders in Super Bowl XXXVII.

GARCIA EARNS PRO BOWL SELECTION (1/24) - QB Jeff Garcia is added to the NFC squad for the 2008 AFC-NFC Pro Bowl, becoming the lone selection in the annual all-star event for the Buccaneers. Garcia, the NFL's first alternate at quarterback, replaces Green Bay Packers QB Brett Favre. His appearance is the fourth of his career and first as a Buccaneer. It marks just the third time in Buccaneers history that a quarterback has been named to the Pro Bowl, joining Trent Dilfer (1997) and Brad Johnson (2002). Garcia finished the season as the NFL's seventh-rated passer (94.6) and ranked second in the league with a team-record 1.2 interception percentage.

BUCS SELECT AQIB TALIB IN NFL DRAFT (4/26) - The Buccaneers select Kansas CB Aqib Talib with their first selection (20th overall) in the 2008 NFL Draft. Talib becomes the highest cornerback ever selected by Tampa Bay and just the second defensive back the Buccaneers have ever drafted in the first round.

ROOKIE SMITH SETS TEAM RETURN RECORD (11/2) - Buccaneers rookie RB/KR Clifton Smith sets a franchise record for the most return yards by an individual in a single game. Smith racks up 259 total return yards at Kansas City, including a 97-yard kickoff return for a touchdown. He becomes only the second player in team history to return a kickoff for a touchdown and the only player in team history to return a kickoff and punt for a touchdown as a Buccaneer.

GRUDEN BECOMES BUCCANEERS ALL-TIME WINNINGEST COACH (11/2) - With the Buccaneers 30-27 overtime victory at Kansas City, Jon Gruden becomes the all-time winningest coach in Buccaneers history. The victory is his 57th career win as Buccaneers head coach, surpassing Tony Dungy for the most wins ever in franchise history.

FOUR BUCCANEERS EARN PRO BOWL HONORS (12/16) - LB Derrick Brooks and rookie RB/KR Clifton Smith are selected to the NFL's annual all-star game in Hawaii. It marks Brooks' 11th selection, tops in team history and tied for second in NFL history for most Pro Bowl selections by a linebacker. Despite serving on the Buccaneers practice squad until Week 8 of the season, the undrafted Smith becomes the first kick returner in franchise history to be selected to the Pro Bowl and just the second rookie in team history, joining RB Warrick Dunn in 1997. In addition, Smith is only the third undrafted rookie free agent since 1970 to make the Pro Bowl. Named first alternates, CB Ronde Barber and G Davin Joseph, are later added to the Pro Bowl roster to round out the Buccaneers selections. It marks Barber's fifth career selection, moving him into a tie for fifth place in team history. Joseph's selection is the first of his career and marks the first time a Buccaneers offensive lineman is selected since 2000.

2009

ANTONIO BRYANT NAMED COMEBACK PLAYER OF THE YEAR (1/15) - In his first season with the Buccaneers, WR Antonio Bryant is named the 2008 Comeback Player of the Year by The Sporting News. Bryant finishes the season setting career highs and leading the team with 83 receptions for 1,248 yards and seven touchdowns.

BUCCANEERS DISMISS GRUDEN, ALLEN (1/16) - The Buccaneers dismiss head coach Jon Gruden and general manager Bruce Allen. Gruden coached the Buccaneers for seven seasons, compiling a 57-55 record during the regular season and 3-2 in the playoffs. Gruden led the Buccaneers to a victory in Super Bowl XXXVII and three NFC South Division titles. He leaves as the Buccaneers all-time winningest coach.

MORRIS AND DOMINIK INTRODUCED AS HEAD COACH AND GENERAL MANAGER (1/17) - The Buccaneers announce Raheem Morris as head coach and Mark Dominik as general manager in a press conference at One Buccaneer Place. Morris, who spent six of the previous seven seasons as a defensive assistant with the Buccaneers, is the youngest head coach in the NFL at the time of his hiring and the eighth head coach in team history. Dominik is the fourth general manager in club history after spending the previous 14 seasons in the Buccaneers personnel department in various capacities.

QB JOSH FREEMAN DRAFTED IN THE FIRST ROUND (4/25) - The Buccaneers select Kansas State QB Josh Freeman with their first selection (17th overall) in the 2009 NFL Draft. Freeman becomes the highest quarterback selected by Tampa Bay in the first round since Trent Dilfer was drafted sixth overall in the 1994 NFL Draft.

TALIB TIES FRANCHISE RECORD WITH THREE INTERCEPTIONS (10/4) - CB Aqib Talib picks off QB Jason Campbell three times at Washington to tie CB Ronde Barber's club record, which he accomplished twice. Talib finishes the season with five interceptions to tie for the team lead and establish a career high.

BUCS PARTICIPATE IN NFL INTERNATIONAL SERIES (10/25) - In just their second international appearance, and first during the regular season, Tampa Bay falls to the New England Patriots by a score of 35-7 as part of the NFL's International Series in London. A raucous crowd of 84,254, the largest to watch the Bucs all season, fill historic Wembley Stadium to take in the game.

BUCCANEERS WEAR THROWBACK UNIFORMS, SELMON ENTERS RING OF HONOR (11/8) - For the first time, Tampa Bay wears its 1976 Florida orange throwback uniforms in a comeback victory over the Packers. At halftime, Buccaneers legend and Pro Football Hall of Fame DE Lee Roy Selmon becomes the first inductee into the team's Ring of Honor as the organization also recognizes the Buccaneers 1979 playoff team, with several members of the team in attendance.

MORRIS, FREEMAN EARN FIRST VICTORY IN COMEBACK WIN OVER GREEN BAY (11/8) - Making his first career start, QB Josh Freeman rallies the Buccaneers from an 11-point, fourth-quarter deficit against the Packers to give Head Coach Raheem Morris his first career victory. Freeman becomes the second youngest quarterback to win his first career start since 1970. Defensively, Tampa Bay records six sacks and three interceptions in a game for the first time since 1990.

WINSLOW SETS NEW SINGLE-SEASON CATCH MARK BY A TIGHT END (12/20) - TE Kellen Winslow records six receptions for 93 yards in a comeback win at Seattle to surpass TE Jackie Harris for most receptions in a single season by a tight end in team history. Harris registered 62 receptions in 1995 before Winslow established the new record, finishing the 2009 season with 77 catches.

BUCS SHOCK SAINTS IN NEW ORLEANS (12/27) - Trailing 17-0 in the second quarter at New Orleans, Tampa Bay scores 20 unanswered points against the eventual Super Bowl champions to win in overtime on K Connor Barth's 47-yard field goal. The 17-point comeback ties for the second-largest comeback in team history and it also marks the first time in NFL history that a team that was 10 or more games below .500 defeated a team that was 10 or more games above .500. The defense limits New Orleans to 17 points, tied for the fewest by the Saints in a single game on the season.

WINSLOW SURPASSES GILES FOR MOST RECEIVING YARDS BY A TIGHT END (12/27) - With his team-high 76 receiving yards at New Orleans, TE Kellen Winslow moves past TE Jimmie Giles (786 in 1981) for the most receiving yards for a tight end in a single season in team history. Winslow finishes the season with 884 receiving yards.

FREEMAN ESTABLISHES NEW ROOKIE RECORD FOR SINGLE SEASON PASSING YARDS (12/27) - Rookie QB Josh Freeman throws for 271 yards in the comeback win against the Saints, moving him past QB Bruce Gradkowski (1,661 passing yards in 2006) for most passing yards in a single season by a rookie in team history. Freeman goes on to throw for 1,855 yards on the season.

2010

FREEMAN SETS ROOKIE MARK FOR TOUCHDOWN PASSES IN A SEASON (1/3) - QB Josh Freeman throws his 10th touchdown pass of the season in the season finale against Atlanta to establish a new rookie record for most touchdown passes in a single season, surpassing QB Bruce Gradkowski, who had nine touchdown passes in 2006.

BARBER STARTS IN RECORD 172ND CONSECUTIVE GAME (10/17) - CB Ronde Barber makes his 172nd consecutive start against New Orleans, surpassing Hall of Fame CB Dick LeBeau for the most consecutive starts by a cornerback in NFL history.

BARBER RECORDS 40TH CAREER INTERCEPTION (11/21) - CB Ronde Barber picks off QB Troy Smith for his 40th career interception in a shutout victory at San Francisco to become the first player in NFL history to record 25+ sacks and 40+ interceptions in their career. Barber's 40 career interceptions are also tops in franchise history.

BUCCANEERS POST SHUTOUT IN SAN FRANCISCO (11/21) - Tampa Bay defeats the 49ers 21-0 to become the first team to shut out the 49ers in San Francisco since 1977. It also marks the Buccaneers' first shutout since December 5, 2004 against the Atlanta Falcons.

MCKAY ENTERS RING OF HONOR (12/5) - At halftime against the Atlanta Falcons, John McKay became the second inductee into the team's Ring of Honor. McKay was the first head coach in Buccaneers history and coached the team for nine seasons, including three playoff berths and an appearance in the 1979 NFC Championship Game.

FREEMAN THROWS FIVE TOUCHDOWN PASSES (12/26) - In a 38-15 win against Seattle, QB Josh Freeman throws a career-high five touchdowns with no interceptions to become the youngest quarterback (22) to accomplish the feat since Dan Marino (22) on September 2, 1984.

2011

BLOUNT SURPASSES 1,000-YARDS RUSHING (1/2) - RB LeGarrette Blount rushes for 66 yards in the season finale to finish his rookie campaign with 1,007 rushing yards, becoming just the second undrafted rookie running back in NFL history to finish with over 1,000 yards in a single season, despite just starting in seven games on the season. He also becomes just the third rookie running back in team history to finish with over 1,000 rushing yards in a single season.

FREEMAN RANKS IN THE TOP 10 ALL TIME IN TD/INT RATIO (1/2) - QB Josh Freeman finishes the season with a 25/6 touchdown-interception ratio to rank as the ninth-best ratio in NFL history among quarterbacks with at least 20 touchdown passes in a season. He also becomes just the second quarterback in NFL history under the age of 23 to throw six-or-fewer interceptions in a season with 200+ attempts (Dan Marino - 1983).

BLOUNT AND WILLIAMS LEAD ALL ROOKIES IN RUSHING AND RECEIVING (1/2) - Tampa Bay becomes the first team in NFL history to have two different players, RB LeGarrette Blount and WR Mike Williams, lead all rookies in rushing and receiving yards since 1968 (Cincinnati). Blount's 1,007 rushing yards and Williams' 964 receiving yards also lead the Buccaneers on the season.

WILLIAMS SETS NEW TEAM RECORD FOR TOUCHDOWN RECEPTIONS (1/2) - With his 18-yard touchdown reception in the season finale, rookie WR Mike Williams finishes the season with 11 receiving touchdowns to set a new franchise record for most receiving touchdowns in a season. His 11 touchdown receptions also lead all NFL rookies.

BUCS FINISH WITH 10 WINS, DESPITE STARTING 10 ROOKIES (1/2) - With a 10-6 final record, the Buccaneers become the first team since the merger (1970) to start 10+ different rookies in a single season and finish with a winning record.

10 WINS MARKS BEST SINGLE-SEASON TURNAROUND (1/2) - The Buccaneers' 10th win in the season finale against New Orleans, preceded by a 3-13 season in 2009, represents the best single-season turnaround in team history with a seven-game improvement. It also marks the biggest turnaround in the NFL in 2010.

BUCS MATCH FRANCHISE-BEST ROAD RECORD (1/2) - The Buccaneers finish the 2010 season with a 6-2 road record, matching the franchise's all-time best road record established during the Buccaneers championship season in 2002.

PENN ADDED TO PRO BOWL ROSTER (1/24) - T Donald Penn is added to the NFC squad for the 2011 AFC-NFC Pro Bowl, becoming the lone selection for the Buccaneers in the annual all-star event. Penn, the NFC's second alternate at tackle, replaces Green Bay Packers T Chad Clifton. His appearance is the first of his career and it marks the first time in Buccaneers history that an offensive tackle has been named to the Pro Bowl.

FREEMAN'S STREAK SNAPPED (9/25) - Against Atlanta, QB Josh Freeman fails to throw a touchdown pass for the first time in 15 contests. His 15 consecutive games with a touchdown pass set a new team mark.

BARTH TIES NFL RECORD (12/4) - Against Carolina, K Connor Barth became just the third player in NFL history to make four or more field goals of 40 or more yards in one half (50, 47, 46, 44). The four field goals also tied a Buccaneers record for most in a half.

GILES ENTERS RING OF HONOR (12/4) - At halftime against the Carolina Panthers, Jimmie Giles entered the Buccaneers Ring of Honor, becoming the third selection and first on offense. Giles earned honorable mention All-Pro honors from Sports Illustrated (1979) and the Associate Press (1985), while earning four Pro Bowl appearances - the second-most by an offensive player in team history.

JOSEPH SELECTED TO SECOND PRO BOWL (12/27) - G Davin Joseph was selected to play for the NFC squad in the 2012 AFC-NFC Pro Bowl. It was the second time in Joseph's six seasons, all with the Buccaneers, that he was honored.

2012

BARBER PLAYS MOST GAMES IN FRANCHISE HISTORY (1/1) - CB Ronde Barber plays in his 225th career game, all with the Buccaneers, surpassing former LB Derrick Brooks (224) for the most in team history.

BARTH COMPLETES MOST ACCURATE SEASON IN TEAM HISTORY (1/1) - K Connor Barth converts 26-of-28 field goals on the season, for a franchise-record 92.9 percent. That rate ranked second in the NFL. In addition, Barth was successful on all 23 of his PATs.

KOENEN MAKES MAJOR IMPACT IN FIRST YEAR (1/1) - After signing with the Buccaneers as an unrestricted free agent, P Michael Koenen compiled arguably the best punting season in franchise history. Koenen set the club record for net average (40.3) by 2.5 yards over the previous mark, while his 45.1-gross average was the second-highest total in club annals. Koenen also set team single-game record for highest gross average (52.2, min. 4) in his first contest as Buccaneer on September 11, against Detroit.

FOSTER LEADS ALL NFL ROOKIES IN TACKLES (1/1) - LB Mason Foster leads all NFL rookies in tackles. His 126 stops also led the team and were the second-most in franchise history for a rookie. Foster, who started the final 15 games at middle linebacker, also recorded four tackles for loss, two sacks, one interception, one forced fumble and one fumble recovery.

MORRIS DISMISSED (1/2) - The Buccaneers announce the dismissal of head coach Raheem Morris. Morris coached the team for three seasons, tallying a 17-31 record.

SCHIANO HIRED AS HEAD COACH (1/26) - The Buccaneers announce former Rutgers head coach Greg Schiano as the ninth coach in franchise history. In 12 years at Rutgers, Schiano compiled a 68-67 record, leading the team to six bowl game appearances.

BARBER MAKES 200TH CONSECUTIVE START (9/9) - CB Ronde Barber made his 200th consecutive start at cornerback in the season opener against the Carolina Panthers, extending his streak for the most consecutive games started by a cornerback.

BARBER SCORES AGAIN (10/14) - DB Ronde Barber returned an interception 78 yards in a 38-10 win over the Kansas City Chiefs, the 45th interception of his career and the eighth he has returned for a score. He has 14 career return touchdowns (eight from interceptions, four from fumble recoveries, one from punt return, one from punt block), the fourth-most return touchdowns in NFL history.

GRUBER ENTERS RING OF HONOR (12/4) - At halftime against the Kansas City Chiefs, Paul Gruber was inducted into the Buccaneers Ring of Honor. Gruber earned numerous awards during his 12-year career with the Buccaneers, including several All-Pro selections and distinction as a Pro Bowl alternate in 1997.

BARBER SETS BUCCANEERS RECORD FOR GAMES STARTED (10/21) - DB Ronde Barber recorded his 222nd career start against New Orleans, passing former Buccaneers LB Derrick Brooks (221 starts from 1995-08) for the most starts in team history.

JACKSON SETS FRANCHISE RECORD FOR RECEIVING YARDS (10/21) - WR Vincent Jackson set a team record and career-high with 216 receiving yards, including a career long 95-yard reception.

MARTIN'S RECORD-BREAKING DAY (11/4) - RB Doug Martin had the best game a Buccaneers running back has ever had in a 42-32 victory at Oakland, recording 251 rushing yards on only 25 carries (10.1 avg.) and four rushing touchdowns. His 251 rushing yards were the tenth-most in NFL history, and he became only the second player in league history to record 250+ rushing yards and four touchdowns in the same game.

BARBER PASSES OTTO (12/2) - DB Ronde Barber passed Hall of Fame C Jim Otto for the seventh-most consecutive starts in NFL history, with his 210th consecutive start.

MCCOY SELECTED TO FIRST PRO BOWL (12/26) - DT Gerald McCoy was selected to play for the NFC squad in the 2013 AFC-NFC Pro Bowl. It was the first time in McCoy's career that he has been honored.

BARBER TIES PAGE (12/30) - DB Ronde Barber ties Hall of Fame DE Alan Page for the sixth-most consecutive starts in NFL history, with his 215th consecutive start.

FREEMAN SETS RECORDS (12/30) - Having set the franchise record for passing yards in a single season against the Rams (12/23), QB Josh Freeman became the first Buccaneer to throw for 4,000 yards in a season against Atlanta. He also set the single-season Buccaneer mark for touchdown passes in a season (27) and career touchdown passes (78).

MARTIN'S ROOKIE MARKS (12/30) - RB Doug Martin capped off a brilliant rookie season, recording the second-most scrimmage yards (1,926), rushing yards (1,454) touchdowns (12), and rushing touchdowns (11) in franchise history, all of which were rookie records.

2013

JACKSON SELECTED TO THIRD PRO BOWL (1/15) - WR Vincent Jackson was selected to play for the NFC squad in the 2013 AFC-NFC Pro Bowl. It was the third time that Jackson was selected to the all-star game, and his first with the Buccaneers.

MARTIN SELECTED TO FIRST PRO BOWL (12/26) - RB Doug Martin was selected to play for the NFL squad in the 2013 AFC-NFC Pro Bowl. Martin became the first Buccaneers rookie to go to the event since Clifton Smith in 2008.

BUCS TRADE FOR JETS CB REVIS (4/21) - The Bucs trade a first round pick (13th overall) in the 2013 NFL Draft and a conditional draft pick in the 2014 NFL Draft to the New York Jets for three-time All-Pro CB Darrelle Revis. A four-time Pro Bowl selection and the 2009 AFC Defensive Player of the Year, Revis is widely considered one of the best cornerbacks in the NFL.

SAPP INDUCTED INTO HALL OF FAME (8/4) - DT Warren Sapp joins DE Lee Roy Selmon as the only Buccaneers in the NFL Hall of Fame. Sapp is inducted by his daughter, Mercedes.

SAPP ENTERS RING OF HONOR; HAS NUMBER RETIRED (11/11) - After his Hall of Fame induction in August, Sapp was chosen for the Buccaneers Ring of Honor at halftime of a Monday Night Football contest against Miami. Sapp's No. 99 was also officially retired by the team.

MCCOY & REVIS SELECTED TO PRO BOWL (12/26) - DT Gerald McCoy and CB Darrelle Revis were selected to play in the 2014 Pro Bowl. McCoy earns the honors for the second time in his career, becoming only the fourth Buccaneers defensive lineman to earn multiple Pro Bowl berths. It is Revis' fifth career Pro Bowl selection and his first with the Buccaneers.

SCHIANO, DOMINIK DISMISSED (12/30) - The Buccaneers announce the dismissal of head coach Greg Schiano and general manager Mark Dominik. Schiano coached the team for two seasons, tallying a 11-21 record.

2014

SMITH NAMED HEAD COACH (1/2) - Former Chicago Bears head coach Lovie Smith is named as the 10th head coach in Buccaneers history. Smith spent nine seasons as the head coach of the Bears (2004-12). The 2005 Associated Press Coach of the Year, Smith amassed a record of 81-63 with Chicago, earning three division titles, two NFC Championship game appearances and a berth in Super Bowl XLII.

MCCOY AND DAVID NAMED FIRST-TEAM ALL-PRO (1/3) - Defensive tackle Gerald McCoy and linebacker Lavonte David each earn first-team Associated Press All-Pro honors, becoming the first Buccaneers teammates to earn the distinction since 2005. David joins Hardy Nickerson and Derrick Brooks as the only linebackers in team history to be selected, while McCoy is the team's fourth defensive lineman to be honored (Simeon Rice, Warren Sapp and Lee Roy Selmon).

LICHT NAMED GENERAL MANAGER (1/21) - The Buccaneers hire Jason Licht as the fifth general manager in franchise history. In his career, the clubs that Licht has worked for have amassed nine playoff appearances, eight division championships, four conference championships and one Super Bowl title.

BUCCANEERS AND NIKE UNVEIL NEW LOGO AND UNIFORM DESIGN (3/3) - As part of a unique and innovative social media rollout, the Buccaneers debut their new NFL Nike Elite 51 Uniform designs, incorporating many of the unique historical aspects of the Tampa Bay area and featuring a refreshed color scheme honoring the franchise's past and present, while confidently positioning the team for the future.

CONCESSIONS RENOVATIONS AT RAYMOND JAMES (5/5) - The Buccaneers and Aramark, the team's food and beverage and retail services partner, announce plans for a comprehensive overhaul of the 14 main concourse concession locations and the construction of four additional beverage stands at Raymond James Stadium.

FIRST-EVER 'ALL-OFFENSE' DRAFT BY THE BUCCANEERS (5/10) - Beginning with their selection of wide receiver Mike Evans with the seventh overall pick, the Buccaneers had their first-ever draft of exclusively offensive players. Tampa Bay used all six of its picks in the 2014 NFL Draft to select players on the offensive side of the ball: wide receiver Mike Evans (first round, seventh overall), tight end Austin Seferian-Jenkins (second round, 38th overall), running back Charles Sims (third round, 69th overall), guard Kadeem Edwards (fifth round, 143rd overall), tackle Kevin Pamphile (fifth round, 149th overall) and wide receiver Robert Herron (sixth round, 185th overall).

BUCCANEERS OWNER MALCOLM GLAZER PASSES AWAY (5/28) - Tampa Bay Buccaneers owner Malcolm Glazer passes away at age 85. A dynamic business leader, Glazer helped mold the Buccaneers into a model franchise and one respected league-wide. Since being purchased by Glazer in 1995, the Buccaneers franchise has earned seven playoff berths, five playoff wins, and captured its first Super Bowl championship in 2002.

BROOKS INDUCTED INTO HALL OF FAME (8/2) - LB Derrick Brooks joins former teammate DT Warren Sapp and DE Lee Roy Selmon as the only Buccaneers in the NFL Hall of Fame. Brooks, the franchise's all-time leading tackler, is inducted by his son, Decalon.

BROOKS ENTERS RING OF HONOR; HAS NUMBER RETIRED (9/14) - Just as they did in the 1995, Derrick Brooks followed his teammate Warren Sapp, earning first-ballot Hall of Fame selection, Buccaneers Ring of Honor induction and the retirement of his number - for Brooks, the iconic "double nickel," No. 55.

GERALD MCCOY SIGNS CONTRACT EXTENSION (10/25) - Defensive tackle Gerald McCoy signs a seven-year contract extension, which makes him the highest-paid defensive tackle in the NFL.

EVANS IS YOUNGEST PLAYER IN NFL HISTORY WITH 200 RECEIVING YARDS (11/16) - Bucs rookie wide receiver Mike Evans had a banner day against the Washington Redskins, catching seven passes for 209 yards and two touchdowns, en route to a 27-7 Buccaneers victory. Evans' 209 receiving yards rank as the third-most in team history and, at 21 years old, he is the youngest player in NFL history with 200 receiving yards in a game.

MCCOY SELECTED TO THIRD CONSECUTIVE PRO BOWL (12/23) - Defensive tackle Gerald McCoy was named to the 2015 Pro Bowl, his third consecutive season being honored. He is the first Buccaneers player to earn nominations in three consecutive seasons since Ronde Barber (2004-06) and Derrick Brooks (1997-2006). He joins Pro Football Hall of Famers Warren Sapp (seven) and Lee Roy Selmon (six) as the only Buccaneers defensive linemen to earn at least three Pro Bowl Selections..

EVANS SETS FRANCHISE RECORD FOR RECEIVING TOUCHDOWNS (12/28)

- Capping off one of the best rookie seasons in Buccaneers history, Mike Evans catches his 12th touchdown of the year in the season finale against the New Orleans Saints, establishing a new franchise record for receiving touchdowns in a season. Evans finishes the year with 68 catches for 1,051 yards and 12 touchdowns.

2015

MCCOY NAMED SECOND-TEAM ALL-PRO (1/2) - Defensive tackle Gerald McCoy is named second-team All-Pro by the Associated Press, becoming the first Buccaneer to be distinguished in consecutive seasons since Ronde Barber (first-team 2004-05, second-team 2006).

KOETTER NAMED OFFENSIVE COORDINATOR (1/8) - Dirk Koetter is named offensive coordinator, following three seasons with the Atlanta Falcons, during which time he helped lead the team to a top 10 offense and a top five passing offense.

TEAM SELECTS JAMEIS WINSTON WITH THE FIRST OVERALL PICK IN THE 2015 NFL DRAFT (4/30)

- With the first pick in the 2015 NFL Draft, the Buccaneers select quarterback Jameis Winston. Winston becomes the fifth player ever selected by Tampa Bay with the No. 1 overall pick, joining Vinny Testaverde (1987), Bo Jackson (1986), Ricky Bell (1977) and Hall of Famer Lee Roy Selmon (1976). The 2013 Heisman winner played in 27 career games at Florida State, posting a 26-1 record and helping lead his team to a BCS National Championship.

BUCCANEERS INTRODUCE RED (8/6) - The Buccaneers introduce their RED movement, designed to change the way female fans connect with their home team and own their individual football experience.

LAVONTE DAVID SIGNS CONTRACT EXTENSION (8/10)

- Linebacker Lavonte David signs a contract extension, which is scheduled to last through 2020 and makes him the highest-paid 4-3 outside linebacker in the NFL.

ALSTOTT ENTERS RING OF HONOR (10/4)

- Mike Alstott is the first of two Buccaneers Ring of Honor inductees for 2015, along with former Buccaneers QB Doug Williams. Alstott -selected during halftime against the Carolina Panthers - is the franchise's all-time leader in total touchdowns (71), and rushing touchdowns (58). His six Pro Bowl selections are a franchise record for an offensive player.

COMPREHENSIVE RENOVATIONS PLANNED FOR RAYMOND JAMES STADIUM (12/2)

- The Buccaneers and Tampa Sports Authority reached an agreement that would result in a comprehensive renovation of Raymond James Stadium. Phase 1 included the installation of new, state-of-the-art HD video boards in each end zone, four HD tower displays in each corner of the lower bowl and HD ribbon boards in the center ring of the suite level. The project also included a new, state-of-the-art sound system and concession upgrades, in addition to the renovation of all luxury suites. The second phase of the renovations will include an extensive renovation of the east and west club lounges, expansions of the general concourse, construction of a team store and other general fan enhancements.

WILLIAMS ENTERS RING OF HONOR (12/6)

- Doug Williams joins Mike Alstott as the second of the Buccaneers 2015 inductions into the Ring of Honor, being inducted at halftime against the Atlanta Falcons. During his five years with the Buccaneers, Williams helped lead the team to three playoff berths and an appearance in the 1979 NFC Championship game.

2016

WINSTON FINISHES RECORD-SETTING ROOKIE SEASON (1/3)

- Jameis Winston finishes his rookie season throwing for 325 yards at Carolina, bringing his season total to 4,042, a Buccaneers rookie record and the third-most by a rookie quarterback in NFL history. Winston also accounted for 28 total touchdowns during his rookie campaign, the most ever by a Buccaneers quarterback and tied for the third-most by a rookie in NFL history.

LOVIE SMITH DISMISSED (1/6)

- The Buccaneers announce the dismissal of head coach Lovie Smith. Smith coached the team for two seasons, tallying an 8-24 record.

DIRK KOETTER NAMED HEAD COACH (1/15)

- After spending the 2015 season as Tampa Bay's offensive coordinator, Dirk Koetter is named the 11th coach in Buccaneers history. In his only year with the Buccaneers, Koetter helped guide an offense that set a franchise record for total yards and finished in the top five in total offense in the NFL - the first time doing so in team history.

FOUR PLAYERS NAMED TO PFWA ALL-ROOKIE TEAM (1/19)

- The Buccaneers lead the NFL and set a team record after having four players selected to the Pro Football Writers of America's All-Rookie team, with QB Jameis Winston, T Donovan Smith, G Ali Marpet and LB Kwon Alexander earning spots.

FIVE BUCCANEERS SELECTED TO PRO BOWL (1/25)

- With Jameis Winston's addition to the Pro Bowl roster, he joins linebacker Lavonte David, guard Logan Mankins, running back Doug Martin and defensive tackle Gerald McCoy as one of five Buccaneers to be selected. Tampa Bay's five selections are the most for the team since 2002, when seven were chosen.

WINSTON NAMED PEPSI ROOKIE OF THE YEAR (2/5)

- After earning three Pepsi Rookie of the Week awards during the course of the 2015 season, Winston is chosen as the 2015 Pepsi Rookie of the Year.

JACKSON SELECTED AS SALUTE TO SERVICE AWARD WINNER (2/5)

- The NFL and USAA award Vincent Jackson the 2015 *Salute to Service Award* presented by USAA, the league's Official Military Appreciation Sponsor.

DUNGY INDUCTED INTO HALL OF FAME (8/2)

- Former Buccaneers HC Tony Dungy is inducted into the Hall of Fame, joining LB Derrick Brooks, DT Warren Sapp and DE Lee Roy Selmon as the only Buccaneers in the NFL Hall of Fame. Dungy, whose .563 winning percentage is the highest in franchise history, is inducted by former teammate, Donnie Shell.

BUCCANEERS UNVEIL NEW RAYMOND JAMES STADIUM EXPERIENCE (8/26)

- In the Buccaneers' first preseason homecoming game of the 2016 schedule, fans get their first chance to see the team's all-new video boards and sound system, as well as the team's premium seating Hall of Fame Club. The new main video displays, tower displays and ribbon boards measure a total display area of 28,416 square feet - the third-largest mark in the NFL.

LYNCH ENTERS RING OF HONOR (11/6)

- On a primetime Thursday Night Football matchup against the Atlanta Falcons, former Buccaneers safety John Lynch is inducted into the team's Ring of Honor. Lynch was part of the Super Bowl XXXVII championship team and earned five Pro Bowl selections during his time with Tampa Bay, along with four All-Pro choices.

EVANS & MCCOY SELECTED TO PRO BOWL (12/20)

- WR Mike Evans is selected to his first career Pro Bowl, while DT Gerald McCoy earns his fifth career and fifth consecutive trip.

2017

EVANS TIES OWN FRANCHISE RECORD FOR RECEIVING TOUCHDOWNS (1/1)

- After setting the franchise record for receiving touchdowns during his rookie season, WR Mike Evans matches it with his 12th touchdown catch of the year in the season finale against the Carolina Panthers, establishing a new franchise record for receiving touchdowns in a season. Evans finishes the year with 96 catches for 1,321 yards and 12 touchdowns.

WINSTON THROWS 50TH TOUCHDOWN PASS (1/1)

- In the season finale against the Carolina Panthers, QB Jameis Winston throws his 50th career touchdown pass, becoming the youngest player in NFL history to reach 50 career touchdown passes at 22 years old.

BUCCANEERS POST WINNING RECORD (1/1)

- With a 17-16 win over the Carolina Panthers in their final regular season game, the Buccaneers posted a 9-7 record on the year, the team's first winning record since 2010. Dirk Koetter's nine wins in his first year as the head coach are the second-most by any Buccaneers coach in their first season.

THREE BUCCANEERS SELECTED TO AP ALL-PRO TEAM (1/6)

- In addition to their Pro Bowl berths, WR Mike Evans and DT Gerald McCoy also earned second-team All-Pro honors, alongside LB Lavonte David.

HARGREAVES SELECTED TO PFWA ALL-ROOKIE TEAM (1/17)

- 2016 first-round pick Vernon Hargreaves was selected to the Pro Football Writers of America's All-Rookie team, becoming the first Tampa Bay cornerback to earn the distinction since Donnie Abraham in 1996.

GLAZER ENTERS RING OF HONOR (10/5)

- On nationally-televisted Thursday Night Football, late owner Malcolm Glazer is inducted into the team's Ring of Honor. Glazer purchased the team in 1995 for a then-record \$192 million. In 1997 the team broke a 16-year postseason drought and eventually won Super Bowl XXXVII in January 2003.

GRUDEN ENTERS RING OF HONOR (12/18)

- At halftime of Tampa Bay's Monday Night Football contest against the NFC South rival Atlanta Falcons, former head coach Jon Gruden is inducted into the team's Ring of Honor. Gruden, who served as the team's head coach from 2002-08, guided the Buccaneers to a 12-4 record in his first season, including a win in Super Bowl XXXVII. He finished his Buccaneers career with 57 wins - the most in team history.

MCCOY SELECTED TO SIXTH CONSECUTIVE PRO BOWL (12/19)

- Defensive tackle Gerald McCoy was named to the 2018 Pro Bowl, his sixth consecutive season being honored. His six career selections are the third-most in team history and trails only Hall of Famers Derrick Brooks and Warren Sapp.

2018

ALEXANDER EARNS FIRST CAREER PRO BOWL SELECTION (1/16)

- Linebacker Kwon Alexander is added to the 2018 Pro Bowl roster, becoming the seventh linebacker in franchise history to earn the distinction.

BRATE & EVANS SIGNED TO SIX-YEAR CONTRACTS (1/16)

- Tight end Cameron Brate and wide receiver Mike Evans each sign six-year contracts.

BUCCANEERS TRADE FOR JASON PIERRE-PAUL (3/22)

- The Buccaneers acquired two-time Pro Bowl defensive end Jason Pierre-Paul in a trade with the New York Giants.

BUCCANEERS TRAINING FACILITY RE-NAMED (8/27)

- AdventHealth and the Tampa Bay Buccaneers unveiled a new name and logo for the NFL team's training facility and business offices, which will now be named the AdventHealth Training Center. .

FITZPATRICK WINS CONSECUTIVE NFC OFFENSIVE PLAYER OF THE WEEK AWARDS (9/19)

- Quarterback Ryan Fitzpatrick posts consecutive 400-yard, four-touchdown games to start the season, earning back-to-back NFC Offensive Player of the Week honors, becoming the only player in NFL history to throw for at least 400 yards and four touchdowns in the first two games of the season.

FITZMAGIC CONTINUES (9/24)

- Quarterback Ryan Fitzpatrick posts his third consecutive 400-yard game, becoming the first player in NFL history to post three consecutive 400-yard games.

EVANS SETS FRANCHISE RECORD (9/24)

- On Monday Night Football against the Pittsburgh Steelers, wide receiver Mike Evans becomes the franchise's all-time touchdown reception leader, passing tight end Jimmie Giles.

DUNGY INDUCTED INTO RING OF HONOR (9/24)

- At halftime of Tampa Bay's Monday Night Football contest against Pittsburgh Steelers, former head coach Tony Dungy is inducted into the team's Ring of Honor. Dungy, a 2016 Pro Football Hall of Fame enshrinee, amassed a 54-42 regular season record as head coach of the Buccaneers, posting a franchise-best .563 winning percentage and four playoff appearances.

MARPET SIGNED TO SIX-YEAR CONTRACT (10/9)

- Guard Ali Marpet signs a six-year contract.

EVANS BECOMES BUCCANEERS ALL-TIME LEADING RECEIVER (10/14)

- Against the Atlanta Falcons, Evans surpasses Mark Carrier for the most receiving yards in team history.

DEFENSIVE COORDINATOR MIKE SMITH DISMISSED (10/15)

- Smith is replaced by Mark Duffner, who previously served as the team's linebackers coach.

BUCCANEERS SET FIRST DOWN RECORD (10/21)

- In an overtime contest against the Cleveland Browns, the Buccaneers record 34 first downs (31 in regulation) to establish a new franchise record for first downs in a game.

TEAM RECORDS MOST YARDS IN FRANCHISE HISTORY (10/28)

- Facing the Cincinnati Bengals on the road, the Buccaneers rack up 576 yards of offense, the most in team history, surpassing the previous team record of 573, established in 1980.

DESEAN JACKSON MAKES NFL HISTORY (10/28)

- Jackson records his 24th career touchdown of 60 or more yards, surpassing Jerry Rice (23) for the most such touchdowns in NFL history.

PIERRE-PAUL TIES FRANCHISE RECORD (10/28)

- Defensive end Jason Pierre-Paul registers his sixth consecutive game with a sack, tying Simeon Rice for the longest streak in Buccaneers history.

PIERRE-PAUL REACHES DOUBLE-DIGIT SACKS (11/25)

- Against the San Francisco 49ers, defensive end Jason Pierre-Paul reaches double-digit sacks, becoming the first Buccaneers player to do so since 2005 (Simeon Rice).

ADAMS TIES FRANCHISE RECORD (12/2)

- Facing the Carolina Panthers, safety Andrew Adams records three interceptions, joining Ronde Barber (twice) and Aqib Talib as the only players in franchise history to post at least three interceptions in the same game.

WINSTON BECOMES FRANCHISE LEADER IN PASSING TOUCHDOWNS (12/2)

- Against the Carolina Panthers, quarterback Jameis Winston throws two touchdown passes, surpassing Josh Freeman for the most career touchdown passes in team history.

DAVID SETS FRANCHISE RECORD (12/16)

- Linebacker Lavonte David, in a game at the Baltimore Ravens, records his 13th career fumble recovery, surpassing Ronde Barber (12) for the most fumble recoveries in Buccaneers history.

EVANS SETS FRANCHISE SINGLE-SEASON MARK (12/30) - In the regular season finale against the Atlanta Falcons, wide receiver Mike Evans establishes a new franchise record for receiving yards in a season, finishing the year with 1,524 yards. The previous best had been set by Mark Carrier in 1989 (1,422).

BUCCANEERS OFFENSE IN THE RECORD BOOKS (12/30) - The 2018 Buccaneers offense finished the season with new franchise records in points scored (396), total yards (6,648), passing yards (5,125), touchdowns (49), passing touchdowns (36), first downs (388), passing first downs (265), third down conversion rate (46.0%), yards per play (6.30) and net yards per pass play (7.70).

DIRK KOETTER RELIEVED OF DUTIES (12/30) - The Buccaneers announced the dismissal of head coach Dirk Koetter, who coached the team for three seasons, amassing a 19-29.

2019

EVANS NAMED TO PRO BOWL (1/7) - Wide receiver Mike Evans is added to the 2019 Pro Bowl roster, his second career selection to the contest, establishing him as the first wide receiver in team history to make multiple Pro Bowls with the Buccaneers.

BUCCANEERS NAME BRUCE ARIANS HEAD COACH (1/7) - Bruce Arians is named the 12th head coach in franchise history. Arians is a two-time Associated Press NFL Coach of the Year, earning the award in 2012 (Indianapolis Colts) and in 2014 (Arizona Cardinals). He is the only coach in NFL history to earn the award multiple times in a three-year span with different teams and is one of only 12 coaches in NFL history to win the award multiple times.

DONOVAN SMITH SIGNED TO THREE-YEAR CONTRACT (3/5) - Left tackle Donovan Smith signs a three-year contract. Smith has started all 64 games in his first four NFL seasons.

BUCCANEERS HIRE FULL-TIME FEMALE COACHES (3/20) - Buccaneers hire Maral Javadifar (assistant strength and conditioning coach) and Lori Locust (assistant defensive line coach). Locust and Javadifar are the first full-time female coaches in franchise history and the Buccaneers became the first NFL team with two female coaches on staff.

JAMEIS WINSTON BECOMES FRANCHISE'S ALL-TIME LEADING PASSER (9/8) - In the 2019 season opener, quarterback Jameis Winston surpassed Vinny Testaverde (14,820) for the most passing yards in franchise history. He finished the season with 19,737 yards passing to rank atop the record books.

SHAQUIL BARRETT BECOMES FIRST PLAYER IN FRANCHISE HISTORY WITH 3.0-OR-MORE SACKS IN BACK-TO-BACK GAMES (9/22) - The outside linebacker racked up 3.0 sacks in Week 2 at Carolina before registering 4.0 more in Week 3 against the New York Giants, becoming the first player in team history to rack up 3.0+ sacks in back-to-back games. His 8.0 sacks through three games tied the NFL record for the most by any player in his team's first three games (Mark Gastineau, 1984 New York Jets).

BUCCANEERS SET SINGLE-GAME POINTS RECORD (9/29) - In a 55-40 shootout with the Los Angeles Rams in Week 4, Tampa Bay set a new team record for points scored in a single game.

MIKE EVANS BECOMES FIRST PLAYER IN FRANCHISE HISTORY WITH 175-OR-MORE RECEIVING YARDS IN BACK-TO-BACK GAMES (11/3) - Three-time Pro Bowl wide receiver Mike Evans became the first player in team history to surpass 150+ yards receiving in back-to-back games, as well as the first to record 175+ receiving yards when he followed up a 11-reception, 198-yard game at Tennessee on 10/27/19 with a 12-catch, 180-yard performance at Seattle on 11/3. He also joined James Wilder as the only players in team history to record consecutive games with at least 10 receptions.

MIKE EVANS BECOMES YOUNGEST PLAYER IN NFL HISTORY TO REACH 7,000 CAREER RECEIVING YARDS (11/10) - Evans surpassed 7,000 career receiving yards on 11/10/19 vs. Arizona. At 26 years, 81 days old, Evans became the youngest player in league history to reach that mark, beating out Larry Fitzgerald (26 years, 111 days), DeAndre Hopkins (26 years, 186 days) and Randy Moss (26 years, 220 days).

MIKE EVANS JOINS RANDY MOSS IN ELITE CLUB (11/24) - Evans and Pro Football Hall of Famer Randy Moss are the only two players in NFL history to record 1,000-or-more receiving yards in each of their first six seasons.

MIKE EVANS AND CHRIS GODWIN MAKE HISTORY (11/24) - Wide receiver duo Mike Evans and Chris Godwin became the first pair of receiver teammates to each have three games with 150-plus receiving yards in a single season. They later became the first pair of Buccaneers teammates to surpass 1,100 yards receiving in the same season.

JAMEIS WINSTON SETS SINGLE-SEASON FRANCHISE PASSING RECORD (12/8) - Tampa Bay's all-time leading passer Jameis Winston set a new single-season record for passing yards with three games remaining in the 2019 season. He finished the year with 5,109 passing yards, becoming the first Buccaneers quarterback to hit the 5,000-yard passing milestone in team history.

JAMEIS WINSTON BECOMES FIRST PLAYER IN NFL HISTORY TO PASS FOR 450-OR-MORE YARDS IN BACK-TO-BACK GAMES (12/15) - Winston threw for 456 yards on 12/8/19 vs. Indianapolis before racking up a career-high 458 yards passing on 12/15 at Detroit. Those performances rank as the third and fourth-best single game passing performances in team history.

JAMEIS WINSTON SETS SINGLE-SEASON FRANCHISE PASSING TOUCHDOWN RECORD (12/15) - Winston set a new single-season record for passing touchdowns when he hit 30 on 12/15/19 at Detroit, surpassing his own record of 28 set in 2016). He finished the year with a record-setting 33 touchdowns.

BUCCANEERS BREAK SINGLE-SEASON TEAM SCORING RECORD (12/15) - The 2019 Buccaneers surpassed the 2018 team (396 points) for the most points scored in a single season in team history as they surpassed the 400-point mark in Week 15 at Detroit. Tampa Bay finished with a record-setting 458 points scored in 2019.

THREE BUCCANEERS SELECTED TO 2020 PRO BOWL (12/17) - Wide receiver Mike Evans earned his third career Pro Bowl selection, while wide receiver Chris Godwin and outside linebacker Shaquil Barrett were each named to the Pro Bowl for the first time in their careers.

BUCCANEERS BREAK SINGLE-SEASON TEAM TOUCHDOWN RECORD (12/21) - The 2019 Buccaneers surpassed the 2018 team (49 touchdowns) for the most touchdowns scored in a single season in team history as they surpassed the previous mark in Week 16 vs. Houston. Tampa Bay finished with a record-setting 54 touchdowns in 2019. The four fumble recovery touchdowns and six total defensive touchdowns also each set Tampa Bay single-season franchise records.

SHAQUIL BARRETT BREAKS WARREN SAPP'S SINGLE-SEASON SACK RECORD (12/29) - Barrett finished out his first year with the Buccaneers notching 3.0 sacks in Week 17 vs. Atlanta, giving him 19.5 on the season to surpass Warren Sapp (16.5 in 2000) for the most sacks by a Buccaneers player in a single season.

LAVONTE DAVID REACHES 1,000 CAREER TACKLES (12/29) - The veteran inside linebacker surpassed 1,000 career tackles in Week 17 to join Derrick Brooks (2,198), Ronde Barber (1,428) and Hardy Nickerson (1,028) as the only four players in team history with 1,000 career tackles. David finished with 1,005 through his eighth season.

LAVONTE DAVID JOINS RAY LEWIS IN ELITE CLUB (12/29) - David joined Pro Football Hall of Famer Ray Lewis as the only two players in NFL history to record 1,000 tackles, 20.0 sacks and 10 interceptions through eight career seasons, since sacks became an official statistic in 1982.

2020

SHAQUIL BARRETT AND CHRIS GODWIN NAMED AP SECOND-TEAM ALL-PRO (1/3)

- Outside linebacker Shaquil Barrett led the league with a franchise-record 19.5 sacks in 2019, securing his first AP All-Pro recognition. Third-year receiver Chris Godwin also earned All-Pro honors for the first time after finishing third in the NFL with 1,333 receiving yards and tied for fourth with nine receiving touchdowns.

BUCCANEERS SIGN SIX-TIME SUPER BOWL CHAMPION TOM BRADY (3/20) - Tampa Bay acquired three-time NFL MVP and 14-time Pro Bowl quarterback Tom Brady during 2020 free agency. Brady entered the 2020 season ranked second in NFL history for both passing yards (74,751) and passing touchdowns (541).

BUCCANEERS REVEAL NEW UNIFORMS PRIOR TO 2020 SEASON (4/7) - Tampa Bay unveiled a fresh look for the 2020 season, featuring the distinctive style that defined the franchise's most successful era from 1997-2013. The team introduced an all-pewter color rush uniform for the first time.

TAMPA BAY ACQUIRED FOUR-TIME ALL-PRO ROB GRONKOWSKI IN TRADE (4/21) - The Buccaneers acquired tight end Rob Gronkowski in a trade with the New England Patriots. Gronkowski joined the Buccaneers after racking up five Pro Bowl nods, four All-Pro seasons and three Super Bowl titles over his first nine years in the NFL.

BUCCANEERS ALL-TIME HONORS

NFL HALL OF FAME

1995	DE	Lee Roy Selmon
2012	DT	Warren Sapp
2013	LB	Derrick Brooks
2015	HC	Tony Dungy

NFL PRO BOWL

1978	DT	Dave Pear*
1979	DE	Lee Roy Selmon*
1980	TE	Jimmie Giles*
	LB	David Lewis
	DE	Lee Roy Selmon*
1981	TE	Jimmie Giles*
	DE	Lee Roy Selmon*
1982	TE	Jimmie Giles*
	LB	Hugh Green*
	DE	Lee Roy Selmon*
1983	LB	Hugh Green*
	DE	Lee Roy Selmon*
1984	DE	Lee Roy Selmon*
	RB	James Wilder
1985	TE	Jimmie Giles
1989	WR	Mark Carrier
1990	CB	Wayne Haddix
1993	LB	Hardy Nickerson*
1996	LB	Hardy Nickerson*
1997	FB	Mike Alstott
	LB	Derrick Brooks
	QB	Trent Dilfer
	RB	Warrick Dunn
	SS	John Lynch
	C	Tony Mayberry
	LB	Hardy Nickerson*
	DT	Warren Sapp
1998	FB	Mike Alstott
	LB	Derrick Brooks*
	C	Tony Mayberry
	LB	Hardy Nickerson
	DT	Warren Sapp*
1999	FB	Mike Alstott
	LB	Derrick Brooks*
	SS	John Lynch*
	C	Tony Mayberry
	LB	Hardy Nickerson*
	DT	Warren Sapp*
2000	CB	Donnie Abraham
	FB	Mike Alstott*
	LB	Derrick Brooks*
	C	Jeff Christy*
	RB	Warrick Dunn
	K	Martin Gramatica
	SS	John Lynch*
	G	Randall McDaniel*
	DT	Warren Sapp*
2001	FB	Mike Alstott*
	CB	Ronde Barber*
	LB	Derrick Brooks*
	WR	Keyshawn Johnson
	SS	John Lynch
	DT	Warren Sapp*
2002	FB	Mike Alstott*
	LB	Derrick Brooks*
	QB	Brad Johnson
	S	John Lynch*
	LB	Shelton Quarles
	DE	Simeon Rice*
	DT	Warren Sapp*
2003	LB	Derrick Brooks*
	WR	Keenan McCardell
	DE	Simeon Rice*
	DT	Warren Sapp
2004	CB	Ronde Barber*
	LB	Derrick Brooks*
2005	CB	Ronde Barber*
	P	Josh Bidwell
	LB	Derrick Brooks*
2006	CB	Ronde Barber*
	LB	Derrick Brooks
	LS	Dave Moore
2007	QB	Jeff Garcia

2008	CB	Ronde Barber*
	LB	Derrick Brooks
	G	Davin Joseph
	KR	Clifton Smith
2010	T	Donald Penn
2011	G	Davin Joseph
2012	WR	Vincent Jackson
	RB	Doug Martin
	DT	Gerald McCoy
2013	DT	Gerald McCoy
	CB	Darrelle Revis
2014	DT	Gerald McCoy
2015	LB	Lavonte David
	G	Logan Mankins
	RB	Doug Martin
	DT	Gerald McCoy
	QB	Jameis Winston
2016	WR	Mike Evans
	DT	Gerald McCoy
2017	LB	Kwon Alexander
	DT	Gerald McCoy
2018	WR	Mike Evans
2019	LB	Shaquil Barrett
	WR	Mike Evans
	WR	Chris Godwin

* Denotes player voted as a starter

ALL-NFC (FIRST TEAM UNLESS OTHERWISE NOTED)

1977	DE	Lee Roy Selmon	SN
1978	DE	Lee Roy Selmon	SN*
1979	TE	Jimmie Giles	UPI (honorable mention)
	LB	David Lewis	UPI
	DE	Lee Roy Selmon	PFW, UPI, SN*
1980	TE	Jimmie Giles	UPI (second team)
	LB	David Lewis	UPI (honorable mention)
	DE	Lee Roy Selmon	UPI
1981	TE	Jimmie Giles	UPI (second team)
	LB	Cecil Johnson	UPI (honorable mention)
	G	Greg Roberts	UPI (second team)
	CB	Mike Washington	UPI (honorable mention)
1982	TE	Jimmie Giles	UPI
	LB	Hugh Green	UPI
	DE	Lee Roy Selmon	UPI
1983	LB	Hugh Green	PFW
	DT	David Logan	PFW
1984	DE	Lee Roy Selmon	PFW
	RB	James Wilder	UPI
1987	LB	Ervin Randle	UPI (second team)
1989	WR	Mark Carrier	UPI (second team)
	T	Paul Gruber	UPI
1990	PK	Steve Christie	FN, PFW, UPI
	T	Paul Gruber	FN
	CB	Wayne Haddix	PFW
	CB	Ricky Reynolds	PFW
1992	LB	Hardy Nickerson	UPI (second team)
1996	LB	Derrick Brooks	FN, PFW
1997	LB	Hardy Nickerson	FN, PFW
	PR	Karl Williams	FN
1998	LB	Derrick Brooks	FN, PFW
	DT	Warren Sapp	PFW
1999	LB	Derrick Brooks	FN, PFW
	S	John Lynch	FN, PFW
	LB	Hardy Nickerson	PFW
	DT	Warren Sapp	FN, PFW
2000	LB	Derrick Brooks	FN, PFW
	K	Martin Gramatica	PFW
	S	John Lynch	FN, PFW
	DT	Warren Sapp	FN, PFW
2001	LB	Derrick Brooks	FN, PFW
	S	John Lynch	PFW
	DT	Warren Sapp	PFW
2002	LB	Derrick Brooks	PFW
	DE	Simeon Rice	PFW
	DT	Warren Sapp	PFW
2004	LB	Derrick Brooks	PFW
2005	CB	Ronde Barber	PFW
	P	Josh Bidwell	PFW
	LB	Derrick Brooks	PFW
2007	S	Jermaine Phillips	PFW/PFWA
2008	PR	Clifton Smith	PFW/PFWA

**ALL-NFC (FIRST TEAM UNLESS OTHERWISE NOTED)
(CONTINUED)**

2013	LB	Lavonte David	PFWA
	DT	Gerald McCoy	PFWA
2014	DT	Gerald McCoy	PFWA
2015	LB	Lavonte David	PFWA
2019	LB	Shaquil Barrett	PFWA

*SN changed title of award to NFC All-Star

ALL-PRO (FIRST TEAM UNLESS OTHERWISE NOTED)

1978	LB	David Lewis	CPFN
	DE	Lee Roy Selmon	AP, CPFN
1979	TE	Jimmie Giles	SI (honorable mention)
	LB	Dewey Selmon	AP (second team)
	DE	Lee Roy Selmon	FN, PFWA, SI
1980	DE	Lee Roy Selmon	AP (second team), CPFN, FD, NEA, PFWA
1982	CB	Neal Colzie	AP (second team)
	LB	Hugh Green	AP (second team), CPFN, FD, NEA (second team), PFWA, SI
	DE	Lee Roy Selmon	AP (second team), CPFN, FD, PFWA, NEA, SI
1983	LB	Hugh Green	AP (second team), CPFN, FD, SI, SN
1984	G	Sean Farrell	SN
	DE	Lee Roy Selmon	CPFN (second team), SI
	RB	James Wilder	AP (second team), CPFN, SI
1985	TE	Jimmie Giles	AP (honorable mention)
1988	T	Paul Gruber	AP (honorable mention)
1989	WR	Mark Carrier	CPFN (second team)
	S	Harry Hamilton	SN
1990	T	Paul Gruber	CPFN (second team)
	TE	Ron Hall	SI
1991	LB	Broderick Thomas	CPFN (second team)
1992	T	Paul Gruber	AP (second team), NEA
1993	LB	Hardy Nickerson	AP, PFWA, SN
1996	FB	Mike Alstott	AP (second team), FD (second team)
	T	Paul Gruber	USAT
	LB	Hardy Nickerson	AP (second team)
1997	FB	Mike Alstott	AP, CPFN (second team), SI
	LB	Derrick Brooks	CPFN
	LB	Hardy Nickerson	AP, CPFN (second team)
1998	DT	Warren Sapp	CPFN (second team)
	FB	Mike Alstott	AP
	LB	Derrick Brooks	AP (second team), SI, USAT, CPFN (second team), FD
	DT	Warren Sapp	AP (second team), FD (second team)
1999	CB	Donnie Abraham	FD (second team)
	FB	Mike Alstott	AP, CPFN, FD
	LB	Derrick Brooks	AP, CPFN, FD, PFW, SI, SN
	S	John Lynch	AP, PFW, SI, SN,
USAT	LB	Hardy Nickerson	AP (second team), FD, USAT
	DT	Warren Sapp	AP, CPFN, FD, PFW, SN, USAT
2000	LB	Derrick Brooks	AP, CPFN, FD, PFW, SI, SN
	K	Martin Gramatica	AP (second team), FD (second team)
	DE	Marcus Jones	CPFN (second team)
	S	John Lynch	AP, CPFN, FD, PFW, SN, USAT
	G	Randall McDaniel	CPFN
	DT	Warren Sapp	AP, CPFN, FD, PFW, SI, SN, USAT
2001	CB	Ronde Barber	AP, CPFN, FD, PFW
	LB	Derrick Brooks	AP (second team)
	WR	Keyshawn Johnson	SI
	S	John Lynch	AP (second team), CPFN, PFW
	DT	Warren Sapp	AP, CPFN, PFW, SN

2002	FB	Mike Alstott	CPFN
	CB	Ronde Barber	AP (second team), SI
	LB	Derrick Brooks	AP, CPFN, FD, SI, SN
	CB	Brian Kelly	FD (second team)
	S	John Lynch	AP (second team), FD (second team)
	DE	Simeon Rice	AP, CPFN, FD (second team), SI, SN
2003	DT	Warren Sapp	AP, CPFN, FD, SN
	LB	Derrick Brooks	AP (second team), SN
	DE	Simeon Rice	AP (second team), FD (second team) SN
2004	CB	Ronde Barber	AP, CPFN, FD
	LB	Derrick Brooks	AP, CPFN (second team), FD
	DE	Simeon Rice	FD (second team)
2005	CB	Ronde Barber	AP
	P	Josh Bidwell	AP (second team)
	LB	Derrick Brooks	AP
2006	CB	Ronde Barber	AP (second team)
2008	KR	Clifton Smith	AP (second team)
2013	LB	Lavonte David	AP
	DT	Gerald McCoy	AP, SN
2014	DT	Gerald McCoy	AP (second team)
2015	RB	Doug Martin	AP, SN
2016	LB	Lavonte David	AP (second team)
	WR	Mike Evans	AP (second team)
	DT	Gerald McCoy	AP (second team)
2019	LB	Shaquil Barrett	AP (second team)
	WR	Chris Godwin	AP (second team)

ALL-NFL (FIRST TEAM UNLESS OTHERWISE NOTED)

1979	DE	Lee Roy Selmon	AP, PFW
1982	LB	Hugh Green	PFW
1997	FB	Mike Alstott	FD (second team)
	LB	Derrick Brooks	FD (second team)
	C	Tony Mayberry	FD (second team)
	LB	Hardy Nickerson	FD
	DT	Warren Sapp	FD (second team)
2002	LB	Derrick Brooks	PFW
	DE	Simeon Rice	PFW
	DT	Warren Sapp	PFW
2004	LB	Derrick Brooks	PFW
2005	CB	Ronde Barber	AP
	LB	Derrick Brooks	AP
2013	LB	Lavonte David	PFWA
	DT	Gerald McCoy	PFWA
2015	RB	Doug Martin	PFWA

NFL DEFENSIVE MVP

1979	DE	Lee Roy Selmon	NEA, PFW, SN
2002	LB	Derrick Brooks	PFW/PFWA

NFL DEFENSIVE PLAYER OF THE YEAR

1979	DE	Lee Roy Selmon	AP
1999	DT	Warren Sapp	AP, CPFN, FD, PFWA
2002	LB	Derrick Brooks	AP, FD, CPFN

NFL DEFENSIVE LINEMAN OF THE YEAR

1979	DE	Lee Roy Selmon	FD
2002	DE	Simeon Rice	NFL Alumni

NFL LINEBACKER OF THE YEAR

2002	LB	Derrick Brooks	NFL Alumni
------	----	----------------	------------

NFC DEFENSIVE PLAYER OF THE YEAR

1979	DE	Lee Roy Selmon	UPI
------	----	----------------	-----

NFC DEFENSIVE LINEMAN OF THE YEAR

1979	DE	Lee Roy Selmon	FD
1980	DE	Lee Roy Selmon	NFLPA
1982	DE	Lee Roy Selmon	NFLPA
1983	DE	Lee Roy Selmon	NFLPA

NFC DEFENSIVE BACK OF THE YEAR

2001	CB	Ronde Barber	NFL Alumni
2010	CB	Aqib Talib	NFL Alumni

COMEBACK PLAYER OF THE YEAR

2008	WR	Antonio Bryant	SN
------	----	----------------	----

WALTER PAYTON/NFL MAN OF THE YEAR

2000 LB Derrick Brooks (co-recipient)

SUPER BOWL XXXVII MVP

2002 S Dexter Jackson

AFC-NFC PRO BOWL MVP

2005 LB Derrick Brooks

PEPSI ROOKIE OF THE YEAR

2005 RB Carnell Williams

2015 QB Jameis Winston

ROOKIE OF THE YEAR

1991 WR Lawrence Dawsey UPI

1992 DT Santana Dotson SI

1997 RB Warrick Dunn FN, NEA, PFW, PFWA,

SI, SN

2005 RB Carnell Williams SI

NFL DEFENSIVE ROOKIE OF THE YEAR

1992 DT Santana Dotson CPFN, FD

NFL OFFENSIVE ROOKIE OF THE YEAR

1997 RB Warrick Dunn AP, FD, CPFW

2005 RB Carnell Williams AP, PFW/PFWA

NFC ROOKIE OF THE YEAR

1991 WR Lawrence Dawsey UPI

1992 DT Santana Dotson NFLPA (Defensive)

1997 RB Warrick Dunn NFLPA (Offensive)

ALL-ROOKIE

1977 S Cedric Brown FD

LB David Lewis PFW

1978 QB Doug Williams PFW

1979 G Greg Roberts AP, FD

1980 G Ray Snell CPFN, PFW, PFWA,

UPI

1981 LB Hugh Green FD, PFW, PFWA, UPI

1982 G Sean Farrell CPFN, FD, PFW, PFWA

1984 LB Keith Browner FD, PFW, PFWA

T Ron Heller PFW, PFWA

1986 T J.D. Maarleveld FD, PFW, PFWA

1987 WR Mark Carrier PFWA, UPI

QB Vinny Testaverde FD, PFW, PFWA, UPI

1988 LB Sidney Coleman CPFN

T Paul Gruber PFW

1990 PK Steve Christie CPFN, FD, FN, UPI

P Mark Royals FD

1991 S Tony Covington FN

WR Lawrence Dawsey PFW

TE Tyji Armstrong CPFN, FN

DT Santana Dotson FN, PFW

1993 WR Horace Copeland FD

DE Eric Curry PFWA

PK Michael Husted FD

1994 RB Errict Rhett CPFN, FN, PFW, PFWA

1995 LB Derrick Brooks CPFN, FN, PFW, PFWA

DT Warren Sapp CPFN, FN, PFW, PFWA

1996 CB Donnie Abraham CPFN, PFWA

DT Marcus Jones CPFN

1997 WR Reidel Anthony CPFW, FN, PFW

RB Warrick Dunn CPFW, FN, PFW

G Frank Middleton CPFW, PFW

1998 PR Jacquez Green PFW, FN

1999 K Martin Gramatica FD, CPFN, PFW

DE John McLaughlin PFW

T Kenyatta Walker PFW

2001 WR Michael Clayton PFW

2005 G Dan Buenning PFW/PFWA

RB Carnell Williams PFW/PFWA

DE Gaines Adams PFW/PFWA

G Arron Sears PFW/PFWA

PR Clifton Smith PFW/PFWA

2010 RB LeGarrette Blount PFW/PFWA, SN

WR Mike Williams PFW/PFWA, SN

2012 S Mark Barron PFW/PFWA

LB Lavonte David PFW/PFWA

RB Doug Martin PFW/PFWA

2013 QB Mike Glennon PFWA

2014 WR Mike Evans PFWA

2015 LB Kwon Alexander PFWA

G Ali Marpet PFWA

T Donovan Smith PFWA

QB Jameis Winston PFWA

2016 CB Vernon Hargreaves III PFWA

2019 CB Sean Murphy-Bunting PFWA

LB Devin White PFWA

MAXWELL CLUB COACH OF THE YEAR

1997 Tony Dungy

HORRIGAN AWARD

1997 Tony Dungy

ASSISTANT COACH OF THE YEAR

2002 Monte Kiffin FD, PFW/PFWA

LEGEND

AP - Associated Press	PFW - Pro Football Weekly
CPFN - College and Pro Football Newsweekly	PFWA - Pro Football Writers Association
FD - Football Digest	SI - Sports Illustrated
FN - Football News	SN - The Sporting News
NEA - Newspaper Enterprise Association	UPI - United Press International
NFLPA - NFL Players Association	USAT - USA Today

PRO BOWL BUCCANEERS

1978
NT Dave Pear

1979
DE Lee Roy Selmon*

1980
TE Jimmie Giles
 LB David Lewis
DE Lee Roy Selmon (2)

1981
TE Jimmie Giles (2)
DE Lee Roy Selmon (3)

1982
TE Jimmie Giles (3)
LB Hugh Green
DE Lee Roy Selmon (4)

1983
LB Hugh Green (2)
DE Lee Roy Selmon (5)

1984
DE Lee Roy Selmon (6)
 RB James Wilder

1985
 TE Jimmie Giles (4)

1989
 WR Mark Carrier

1990
 CB Wayne Haddix

1993
LB Hardy Nickerson

1996
 LB Hardy Nickerson (2)

1997
 FB Mike Alstott
 LB Derrick Brooks
 QB Trent Duffer
 RB Warrick Dunn
 S John Lynch
 C Tony Mayberry
LB Hardy Nickerson (3)
 DT Warren Sapp

1998
 FB Mike Alstott (2)
LB Derrick Brooks (2)
 C Tony Mayberry (2)
 LB Hardy Nickerson (4)
DT Warren Sapp (2)

1999
 FB Mike Alstott (3)
LB Derrick Brooks (3)
S John Lynch (2)
 C Tony Mayberry (3)
LB Hardy Nickerson (5)
DT Warren Sapp (3)

2000
 CB Donnie Abraham
FB Mike Alstott (4)
LB Derrick Brooks (4)
C Jeff Christy*
 RB Warrick Dunn (2)
 K Martin Gramatica
S John Lynch (3)
G Randall McDaniel*
DT Warren Sapp (4)

2001
FB Mike Alstott (5)
CB Ronde Barber
LB Derrick Brooks (5)*
 WR Keyshawn Johnson&
 S John Lynch (4)
DT Warren Sapp (5)*

2002
FB Mike Alstott (6)
LB Derrick Brooks (6)
 QB Brad Johnson
S John Lynch (5)
 LB Shelton Quarles
DE Simeon Rice**
DT Warren Sapp (6)*

2003
LB Derrick Brooks (7)*
 WR Keenan McCardell\$
DE Simeon Rice (2)**
 DT Warren Sapp(7)*

2004
CB Ronde Barber (2)
LB Derrick Brooks (8)*

2005
CB Ronde Barber (3)
 P Josh Bidwell
LB Derrick Brooks (9)

2006
CB Ronde Barber (4)
 LB Derrick Brooks (10)
 LS Dave Moore

2007
 QB Jeff Garcia (4)™

2008

CB Ronde Barber (5)
 LB Derrick Brooks (11)*
 G Davin Joseph
 KR Clifton Smith

2010
 T Donald Penn

2011
 G Davin Joseph (2)

2012
 WR Vincent Jackson (3)Ⓢ
 RB Doug Martin
 DT Gerald McCoy

2013
 DT Gerald McCoy (2)
 CB Darrelle RevisⓈ

2014
 DT Gerald McCoy (3)

2015
 LB Lavonte David
 RB Doug Martin (2)
 G Logan Mankins (7)♯
 DT Gerald McCoy (4)
 QB Jameis Winston

2016
 WR Mike Evans
DT Gerald McCoy (5)

2017
 LB Kwon Alexander
DT Gerald McCoy (6)

2018
 WR Mike Evans (2)

2019
 LB Shaquil Barrett
 WR Mike Evans (3)*
 WR Chris Godwin*

Players in bold voted in as a starter

* Did not play in game

+ Made his first Pro Bowl appearance as a Buccaneer in 2000, but made two Pro Bowl showings (1998 and 1999) with Minnesota.

^ Made his first Pro Bowl appearance as a Buccaneer in 2000, but made NFL-record 11 consecutive showings (1989-99) with Minnesota.

& Made his first Pro Bowl appearance as a Buccaneer in 2001, but made two Pro Bowl showings with the New York Jets (1998-99).

· Made his first Pro Bowl appearance in 2002, but made first Pro Bowl showing with the Washington Redskins (1999).

.. Made two consecutive Pro Bowl appearances as a Buccaneer in 2002 and 2003, but made first Pro Bowl showing with the Arizona Cardinals (1999).

\$ Made his first Pro Bowl appearance as a Buccaneer in 2003, but made his first Pro Bowl showing with the Jacksonville Jaguars (1996).

™ Made his first Pro Bowl as a Buccaneer in 2007, but made three consecutive Pro Bowls (2000-02) with the San Francisco 49ers.

Ⓢ Made his first Pro Bowl as a Buccaneer in 2012, but made two Pro Bowls (2007, 2011) with the San Diego Chargers.

Ⓢ Made his first Pro Bowl as a Buccaneer in 2013, but made four Pro Bowls (2008-11) with the New York Jets.

♯ Made his first Pro Bowl as a Buccaneer in 2015, but made six Pro Bowls (2007, 2009-13) with the New England Patriots.

PRO BOWL NOTES

MOST APPEARANCES

11	Derrick Brooks (1997-06, 2008)
7	Warren Sapp (1997-03)
6	Mike Alstott (1997-02)
	Lee Roy Selmon (1979-84)
	Gerald McCoy (2012-17)
5	Ronde Barber (2001, 2004-06, 2008)
	John Lynch (1997, 1999-02)
	Hardy Nickerson (1993, 1996-99)
4	Jimmie Giles (1980-82, 1985)

MOST CONSECUTIVE APPEARANCES

10	Derrick Brooks (1997-06)
7	Warren Sapp (1997-03)
6	Mike Alstott (1997-02)
	Lee Roy Selmon (1979-84)
	Gerald McCoy (2012-17)

MOST APPEARANCES BY AN OFFENSIVE PLAYER

6	Mike Alstott (1997-02)
4	Jimmie Giles (1980-82, 1985)
3	Mike Evans (2016, 2018-19)
3	Tony Mayberry (1997-99)

MOST APPEARANCES BY A DEFENSIVE PLAYER

11	Derrick Brooks (1997-06)
7	Warren Sapp (1997-03)
6	Gerald McCoy (2012-17)
	Lee Roy Selmon (1979-84)
5	Ronde Barber (2001, 2004-06, 2008)
	John Lynch (1997, 1999-02)
	Hardy Nickerson (1993, 1996-99)

NFC PLAYERS OF THE WEEK

Offensive, Defensive Awards started in 1984, Special Teams Award in 1993

	OFFENSIVE	DEFENSIVE	SPECIAL TEAMS
1984	QB Steve DeBerg (Week 3)		
1985	TE Jimmie Giles (Week 10)		
1987	QB Steve DeBerg (Week 1)	S Paul Tripoli (Week 4) CB Kevin Walker (Week 6)	
1989	QB Vinny Testaverde (Week 1) The Buccaneer Offense (Week 5)		
1990		S Mark Robinson (Week 4)	
1991		LB Broderick Thomas (Week 11)	
1992	QB Vinny Testaverde (Week 2)	DT Santana Dotson (Week 4)	
1993		LB Hardy Nickerson (Week 9)	CB Roger Jones (Week 17)
1994		LB Hardy Nickerson (Weeks 2 & 13)	
1995	RB Errict Rhett (Week 15)		K Michael Husted (Week 7)
1996		S John Lynch (Week 13)	WR Karl Williams (Week 17)
1997	RB Warrick Dunn (Week 2) QB Trent Dilfer (Week 4)		WR Karl Williams (Weeks 10 & 17) LB Shelton Quarles (Week 11)
1998			WR Jacquez Green (Week 2) CB Ronde Barber (Week 13)
1999		DT Warren Sapp (Week 2) LB Derrick Brooks (Week 7) CB Donnie Abraham (Weeks 11 & 13) DE Steve White (Div. Playoffs)	DE John McLaughlin (Week 3) K Martin Gramatica (Week 11)
2000	QB Shaun King (Week 9) RB Warrick Dunn (Week 14)	LB Derrick Brooks (Week 1) CB Ronde Barber (Week 2) DT Warren Sapp (Week 3)	WR Karl Williams (Week 13) K Martin Gramatica (Week 15)
2001		CB Ronde Barber (Weeks 9 & 15) DT Warren Sapp (Week 11) LB Derrick Brooks (Week 16)	K Martin Gramatica (Week 12) TE Todd Yoder (Week 16)
2002	QB Brad Johnson (Weeks 9 & 14)	LB Derrick Brooks (Week 5) CB Ronde Barber (NFC Championship)	K Martin Gramatica (Weeks 8 & 17)
2003	QB Brad Johnson (Week 6)	DE Simeon Rice (Week 6)	P Tom Tupa (Week 3)
2004	RB Michael Pittman (Week 9)	LB Derrick Brooks (Week 13)	
2005		LB Shelton Quarles (Week 2) CB Ronde Barber (Week 14) DE Simeon Rice (Week 17)	P Josh Bidwell (Weeks 3 & 6) DE Dewayne White (Week 16)
2006		CB Ronde Barber (Week 7)	K Matt Bryant (Week 7)
2007		LB Barrett Ruud (Week 2)	WR Micheal Spurlock (Week 15)
2008		LB Derrick Brooks (Week 4) CB Ronde Barber (Week 12)	K Matt Bryant (Week 4) RB/KR Clifton Smith (Week 9)
2009			WR Sammie Stroughter (Week 6) RB/KR Clifton Smith (Week 9) WR Micheal Spurlock (Week 16)
2010	QB Josh Freeman (Weeks 5 & 9)	CB Aqib Talib (Week 8)	
2011		CB Ronde Barber (Week 3)	
2012	RB Doug Martin (Week 9)	CB Ronde Barber (Week 1)	
2013	RB Bobby Rainey (Week 11)	LB Lavonte David (Week 12)	
2014	WR Mike Evans (Week 11)		
2015		LB Kwon Alexander (Week 8) LB Lavonte David (Week 11)	PR Bobby Rainey (Week 5)
2016	QB Jameis Winston (Week 1)		K Roberto Aguayo (Week 11) P Bryan Anger (Week 17)
2017	WR Chris Godwin (Week 17)		
2018	QB Ryan Fitzpatrick (Week 1) QB Ryan Fitzpatrick (Week 2)		
2019	QB Jameis Winston (Week 4) WR Chris Godwin (Week 12)	LB Shaquill Barrett (Week 2)	

FRONT OFFICE

PLAYERS

2019 REVIEW

HISTORY

RECORDS

SIDELINES

NFC PLAYER OF THE MONTH

	OFFENSIVE	DEFENSIVE	SPECIAL TEAMS
1996			KR/PR Karl Williams (December)
1997		DT Warren Sapp (September)	
1999		DT Warren Sapp (September)	K Martin Gramatica (November)
2000		LB Derrick Brooks (November)	K Martin Gramatica (October)
2001		DE Simeon Rice (December)	
2002		LB Derrick Brooks (October) DE Simeon Rice (November)	K Martin Gramatica (December)
2005			P Josh Bidwell (November)
2007		LB Barrett Ruud (September)	K Matt Bryant (December)
2008			KR Clifton Smith (November)
2012			LB Dekoda Watson (November)
2019		LB Shaquil Barrett (September)	

NFC ROOKIE OF THE MONTH

	OFFENSIVE	DEFENSIVE	SPECIAL TEAMS
1996	FB Mike Alstott (November)		KR/PR Karl Williams (December)
1997	RB Warrick Dunn (September)		
1999	QB Shaun King (December)		
2005	RB Carnell Williams (September) RB Carnell Williams (December)		
2010	RB LeGarrette Blount (December)		
2012	RB Doug Martin (October)	LB Lavonte David (November)	
2013	QB Mike Glennon (November)		
2015	QB Jameis Winston (November)		
2016		DE Noah Spence (November)	
2019		LB Devin White (November) LB Devin White (December)	

PEPSI NFL ROOKIE OF THE WEEK

	OFFENSIVE	DEFENSIVE	SPECIAL TEAMS
2004	WR Michael Clayton (Week 14)		
2005	RB Carnell Williams (Week 1) RB Carnell Williams (Week 2) RB Carnell Williams (Week 3)		
2012	RB Doug Martin (Week 9)		
2015	QB Jameis Winston (Week 2) QB Jameis Winston (Week 5) QB Jameis Winston (Week 11)	LB Kwon Alexander (Week 3) LB Kwon Alexander (Week 8)	
2016		DE Noah Spence (Week 12)	

FEDEX AIR & GROUND NFL PLAYER OF THE WEEK

	AIR	GROUND
2005	QB Chris Simms (Week 10)	
2010	QB Josh Freeman (Week 16) QB Josh Freeman (Week 17)	RB LeGarrette Blount (Week 16)
2012		RB Doug Martin (Week 8) RB Doug Martin (Week 9) RB Doug Martin (Week 11)
2013		RB Bobby Rainey (Week 11)
2015	QB Jameis Winston (Week 11)	RB Doug Martin (Week 5) RB Doug Martin (Week 11)
2016	QB Jameis Winston (Week 1)	
2019	QB Jameis Winston (Week 4)	

ED BLOCK COURAGE AWARD

Each year, the Ed Block Courage Award is given to a player on each NFL team who best exemplifies commitment to the principles of sportsmanship and courage. The recipient symbolizes professionalism, dedication and performance as a community role model. This national award is named after the former Baltimore Colts' trainer who was a tireless worker for victims of abuse, violence, neglect and families in crisis.

1984	Theo Bell	2002	John Lynch
1985	Steve Courson	2003	Joe Jurevicius
1986	J.D. Maarleveld	2004	Mike Alstott
1987	Nathan Wonsley	2005	John Wade
1988	Don Smith	2006	Shelton Quarles
1989	John Cannon	2007	Jeff Garcia
1990	Ron Hall	2008	Matt Bryant
1991	Harry Hamilton	2009	Carnell Williams
1992	Ricky Reynolds	2010	Earnest Graham
1993	Rob Taylor	2011	Ronde Barber
1994	Tony Covington	2012	Davin Joseph
1995	Paul Gruber	2013	Darrelle Revis
1996	Charles Dimry	2014	Vincent Jackson
1997	Horace Copeland	2015	Clinton McDonald
1998	Warrick Dunn	2016	Kevin Pamphile
1999	Hardy Nickerson	2017	William Gholston
2000	Derrick Brooks	2018	Gerald McCoy
2001	Jerry Wunsch	2019	Demar Dotson

YEAR-BY-YEAR SCORES

1976

Head Coach: John McKay

Preseason (1-5)

DATE	OPPONENT	W/L	SCORE	STADIUM	CITY	ATTEND.	STARTING QB
July 31	at L.A. Rams	L	3-26	L.A. Coliseum	Los Angeles, CA	54,787	Spurrier
Aug. 7	at Green Bay	L	6-10	Milwaukee County Stadium	Milwaukee, WI	53,421	Spurrier
Aug. 14	vs. Atlanta	W	17-3	Gator Bowl	Jacksonville, FL	11,342	Spurrier
Aug. 21	MIAMI	L	21-28	Tampa Stadium	Tampa, FL	67,466	Spurrier
Aug. 28	CHICAGO	L	7-10	Tampa Stadium	Tampa, FL	47,592	Spurrier
Sept. 4	CINCINNATI	L	13-24	Tampa Stadium	Tampa, FL	46,775	Spurrier

Won 0, Lost 14

Sept. 12	at Houston	L	0-20	Astrodome	Houston, TX	42,228	Spurrier	Fifth - AFC West
Sept. 19	SAN DIEGO	L	0-23	Tampa Stadium	Tampa, FL	39,558	Spurrier	
Sept. 26	BUFFALO	L	9-14	Tampa Stadium	Tampa, FL	44,505	Spurrier	
Oct. 3	at Baltimore	L	17-42	Memorial Stadium	Baltimore, MD	40,053	Spurrier	
Oct. 10	at Cincinnati	L	0-21	Riverfront Stadium	Cincinnati, OH	40,700	Spurrier	
Oct. 17	SEATTLE	L	10-13	Tampa Stadium	Tampa, FL	43,458	Spurrier	
Oct. 24	MIAMI	L	20-23	Tampa Stadium	Tampa, FL	61,437	Dickinson	
Oct. 31	KANSAS CITY	L	19-28	Tampa Stadium	Tampa, FL	41,779	Spurrier	
Nov. 7	at Denver	L	13-48	Mile High Stadium	Denver, CO	61,703	Spurrier	
Nov. 14	at N.Y. Jets	L	0-34	Shea Stadium	Flushing, NY	46,427	Spurrier	
Nov. 21	CLEVELAND	L	7-24	Tampa Stadium	Tampa, FL	36,930	Spurrier	
Nov. 28	at Oakland	L	16-49	Oakland-Alameda County Coliseum	Oakland, CA	49,590	Spurrier	
Dec. 5	at Pittsburgh	L	0-42	Three Rivers Stadium	Pittsburgh, PA	43,385	Hanratty	
Dec. 12	NEW ENGLAND	L	14-31	Tampa Stadium	Tampa, FL	41,517	Spurrier	

1977

Head Coach: John McKay

Preseason (2-4)

DATE	OPPONENT	W/L	SCORE	STADIUM	CITY	ATTEND.	STARTING QB
Aug. 6	MIAMI	L	7-13	Tampa Stadium	Tampa, FL	66,056	Huff
Aug. 13	at Cincinnati	L	0-45	Riverfront Stadium	Cincinnati, OH	50,316	Boryla
Aug. 20	GREEN BAY	W	10-7	Tampa Stadium	Tampa, FL	49,045	Boryla
Aug. 27	vs. Atlanta	L	21-30	Tangerine Bowl	Orlando, FL	31,123	Huff
Sept. 3	at Buffalo	L	6-17	Rich Stadium	Orchard Park, NY	28,126	Dickinson
Sept. 10	BALTIMORE	W	14-0	Tampa Stadium	Tampa, FL	47,032	Hedberg

Won 2, Lost 12

Sept. 18	at Philadelphia	L	3-13	Veterans Stadium	Philadelphia, PA	61,549	Hedberg
Sept. 24	MINNESOTA	L	3-9	Tampa Stadium	Tampa, FL	66,272	Hedberg
Oct. 2	at Dallas	L	7-23	Texas Stadium	Irving, TX	55,316	Huff
Oct. 9	WASHINGTON	L	0-10	Tampa Stadium	Tampa, FL	58,571	Hedberg
Oct. 16	at Seattle	L	23-30	Kingdome	Seattle, WA	54,783	Huff
Oct. 23	GREEN BAY	L	0-13	Tampa Stadium	Tampa, FL	47,635	Huff
Oct. 30	at San Francisco	L	10-20	Candlestick Park	San Francisco, CA	34,750	Blount
Nov. 6	at L.A. Rams	L	0-31	L.A. Coliseum	Los Angeles, CA	45,493	Blount
Nov. 13	N.Y. GIANTS	L	0-10	Tampa Stadium	Tampa, FL	46,518	Blount
Nov. 20	at Detroit	L	7-16	Pontiac Silverdome	Pontiac, MI	49,751	Blount
Nov. 27	ATLANTA	L	0-17	Tampa Stadium	Tampa, FL	43,592	Huff
Dec. 4	CHICAGO	L	0-10	Tampa Stadium	Tampa, FL	48,948	Hedberg
Dec. 11	at New Orleans	W	33-14	Louisiana Superdome	New Orleans, LA	40,124	Huff
Dec. 18	ST. LOUIS	W	17-7	Tampa Stadium	Tampa, FL	56,922	Huff

Fifth - NFC Central

1978

Head Coach: John McKay

Preseason (3-1)

DATE	OPPONENT	W/L	SCORE	STADIUM	CITY	ATTEND.	STARTING QB
Aug. 5	CINCINNATI	W	17-0	Tampa Stadium	Tampa, FL	60,106	Huff
Aug. 12	BALTIMORE	W	23-12	Tampa Stadium	Tampa, FL	61,112	Huff
Aug. 19	at New Orleans	W	14-3	Louisiana Superdome	New Orleans, LA	46,282	Boryla
Aug. 25	MIAMI	L	20-24	Tampa Stadium	Tampa, FL	68,132	Huff

Won 5, Lost 11

Sept. 2	N.Y. GIANTS	L	13-19	Tampa Stadium	Tampa, FL	67,456	Williams
Sept. 9	DETROIT	L	7-15	Tampa Stadium	Tampa, FL	64,445	Boryla
Sept. 17	at Minnesota	W	16-10	Metropolitan Stadium	Bloomington, MN	46,152	Williams
Sept. 24	ATLANTA	W	14-9	Tampa Stadium	Tampa, FL	58,073	Williams
Oct. 1	MINNESOTA	L	7-24	Tampa Stadium	Tampa, FL	65,972	Williams
Oct. 8	at Kansas City	W	30-13	Arrowhead Stadium	Kansas City, MO	38,201	Williams
Oct. 15	at N.Y. Giants	L	14-17	Giants Stadium	East Rutherford, NJ	68,025	Williams
Oct. 22	CHICAGO	W	33-19	Tampa Stadium	Tampa, FL	68,146	Williams
Oct. 29	at Green Bay	L	7-9	Lambeau Field	Green Bay, WI	55,108	Williams
Nov. 5	at L.A. Rams	L	23-26	L.A. Coliseum	Los Angeles, CA	55,182	Williams
Nov. 12	at Detroit	L	23-34	Pontiac Silverdome	Pontiac, MI	60,320	Rae
Nov. 19	BUFFALO	W	31-10	Tampa Stadium	Tampa, FL	61,383	Rae
Nov. 26	at Chicago	L	3-14	Tampa Stadium	Chicago, IL	42,373	Rae
Dec. 3	GREEN BAY	L	7-17	Tampa Stadium	Tampa, FL	67,754	Rae
Dec. 10	at San Francisco	L	3-6	Candlestick Park	San Francisco, CA	30,931	Rae
Dec. 17	NEW ORLEANS	L	10-17	Tampa Stadium	Tampa, FL	51,207	Williams

Fifth - NFC Central

1979

Head Coach: John McKay

Preseason (2-2)

DATE	OPPONENT	W/L	SCORE	STADIUM	CITY	ATTEND.	STARTING QB
Aug. 4	WASHINGTON	L	7-9	Tampa Stadium	Tampa, FL	64,493	Williams
Aug. 11	MIAMI	L	7-13	Tampa Stadium	Tampa, FL	64,481	Williams
Aug. 18	NEW ORLEANS	W	14-7	Tampa Stadium	Tampa, FL	49,042	Williams
Aug. 25	at Cincinnati	W	24-13	Riverfront Stadium	Cincinnati, OH	44,120	Williams

Won 10, Lost 6

DATE	OPPONENT	W/L	SCORE	STADIUM	CITY	ATTEND.	STARTING QB
Sept. 1	DETROIT	W	31-16	Tampa Stadium	Tampa, FL	68,225	Williams
Sept. 9	at Baltimore	W	29-26 (OT)	Memorial Stadium	Baltimore, MD	36,374	Williams
Sept. 16	at Green Bay	W	21-10	Lambeau Field	Green Bay, WI	55,498	Williams
Sept. 23	L.A. RAMS	W	21-6	Tampa Stadium	Tampa, FL	69,497	Williams
Sept. 30	at Chicago	W	17-13	Soldier Field	Chicago, IL	55,258	Williams
Oct. 7	at N.Y. Giants	L	14-17	Giants Stadium	East Rutherford, NJ	72,841	Williams
Oct. 14	NEW ORLEANS	L	14-42	Tampa Stadium	Tampa, FL	67,640	Williams
Oct. 21	GREEN BAY	W	21-3	Tampa Stadium	Tampa, FL	67,186	Williams
Oct. 28	at Minnesota	W	12-10	Metropolitan Stadium	Bloomington, MN	46,906	Williams
Nov. 4	at Atlanta	L	14-17	Fulton County Stadium	Atlanta, GA	55,150	Williams
Nov. 11	at Detroit	W	16-14	Pontiac Silverdome	Pontiac, MI	70,461	Williams
Nov. 18	N.Y. GIANTS	W	31-3	Tampa Stadium	Tampa, FL	70,261	Williams
Nov. 25	MINNESOTA	L	22-23	Tampa Stadium	Tampa, FL	70,039	Williams
Dec. 2	CHICAGO	L	0-14	Tampa Stadium	Tampa, FL	69,508	Williams
Dec. 9	at San Francisco	L	7-23	Candlestick Park	San Francisco, CA	44,506	Williams
Dec. 16	KANSAS CITY	W	3-0	Tampa Stadium	Tampa, FL	63,624	Williams

First - NFC Central

NFC DIVISIONAL PLAYOFF GAME

Dec. 29	PHILADELPHIA	W	24-17	Tampa Stadium	Tampa, FL	71,402	Williams
---------	--------------	---	-------	---------------	-----------	--------	----------

NFC CHAMPIONSHIP GAME

Jan. 6	L.A. RAMS	L	0-9	Tampa Stadium	Tampa, FL	72,033	Williams
--------	-----------	---	-----	---------------	-----------	--------	----------

1980

Head Coach: John McKay

Preseason (3-1)

DATE	OPPONENT	W/L	SCORE	STADIUM	CITY	ATTEND.	STARTING QB
Aug. 11	at Houston	W	21-7	Astrodome	Houston, TX	48,827	Fusina
Aug. 16	ST. LOUIS	L	14-21	Tampa Stadium	Tampa, FL	68,384	Williams
Aug. 23	CINCINNATI	W	20-14 (OT)	Tampa Stadium	Tampa, FL	59,113	Williams
Aug. 29	WASHINGTON	W	11-6	Tampa Stadium	Tampa, FL	62,555	Rae

Won 5, Lost 10, Tied 1

DATE	OPPONENT	W/L	SCORE	STADIUM	CITY	ATTEND.	STARTING QB
Sept. 7	at Cincinnati	W	17-12	Riverfront Stadium	Cincinnati, OH	35,551	Williams
Sept. 11	L.A. RAMS	W	10-9	Tampa Stadium	Tampa, FL	66,576	Williams
Sept. 21	at Dallas	L	17-28	Texas Stadium	Irving, TX	62,750	Williams
Sept. 28	CLEVELAND	L	27-34	Tampa Stadium	Tampa, FL	65,540	Williams
Oct. 6	at Chicago	L	0-23	Soldier Field	Chicago, IL	61,350	Williams
Oct. 12	GREEN BAY	T	14-14 (OT)	Tampa Stadium	Tampa, FL	64,854	Williams
Oct. 19	at Houston	L	14-20	Astrodome	Houston, TX	48,167	Williams
Oct. 26	at San Francisco	W	24-23	Candlestick Park	San Francisco, CA	51,925	Williams
Nov. 2	N.Y. GIANTS	W	30-13	Tampa Stadium	Tampa, FL	68,256	Williams
Nov. 9	PITTSBURGH	L	21-24	Tampa Stadium	Tampa, FL	71,636	Williams
Nov. 16	at Minnesota	L	30-38	Metropolitan Stadium	Bloomington, MN	46,032	Williams
Nov. 23	DETROIT	L	10-24	Tampa Stadium	Tampa, FL	64,976	Williams
Nov. 30	at Green Bay	W	20-17	Milwaukee County Stadium	Milwaukee, WI	54,225	Williams
Dec. 7	MINNESOTA	L	10-21	Tampa Stadium	Tampa, FL	65,649	Williams
Dec. 14	at Detroit	L	14-27	Pontiac Silverdome	Pontiac, MI	77,098	Williams
Dec. 20	CHICAGO	L	13-14	Tampa Stadium	Tampa, FL	55,298	Williams

Tied Fourth - NFC Central

1981

Head Coach: John McKay

Preseason (1-3)

DATE	OPPONENT	W/L	SCORE	STADIUM	CITY	ATTEND.	STARTING QB
Aug. 8	CINCINNATI	L	17-24	Tampa Stadium	Tampa, FL	67,554	Williams
Aug. 15	NEW ENGLAND	L	16-17	Tampa Stadium	Tampa, FL	62,785	Williams
Aug. 22	HOUSTON	W	27-17	Tampa Stadium	Tampa, FL	64,734	Williams
Aug. 28	at Atlanta	L	7-27	Fulton County Stadium	Atlanta, GA	53,668	Fusina

Won 9, Lost 7

First - NFC Central

Sept. 5·	MINNESOTA	W	21-13	Tampa Stadium	Tampa, FL	66,287	Williams
Sept. 13	at Kansas City	L	10-19	Arrowhead Stadium	Kansas City, MO	50,555	Williams
Sept. 20	at Chicago	L	17-28	Soldier Field	Chicago, IL	60,130	Williams
Sept. 27·	ST. LOUIS	W	20-10	Tampa Stadium	Tampa, FL	65,850	Williams
Oct. 4·	DETROIT	W	28-10	Tampa Stadium	Tampa, FL	71,733	Williams
Oct. 11	at Green Bay	W	21-10	Lambeau Field	Green Bay, WI	52,264	Williams
Oct. 18	at Oakland	L	16-18	Oakland-Alameda County Coliseum	Oakland, CA	42,288	Williams
Oct. 25	at Philadelphia	L	10-20	Veterans Stadium	Philadelphia, PA	70,174	Williams
Nov. 1·	CHICAGO	W	20-10	Tampa Stadium	Tampa, FL	68,688	Williams
Nov. 8	at Minnesota	L	10-25	Metropolitan Stadium	Bloomington, MN	47,038	Williams
Nov. 15·	DENVER	L	7-24	Tampa Stadium	Tampa, FL	64,518	Williams
Nov. 22·	GREEN BAY	W	37-3	Tampa Stadium	Tampa, FL	63,251	Williams
Nov. 29	at New Orleans	W	31-14	Louisiana Superdome	New Orleans, LA	62,209	Williams
Dec. 6·	ATLANTA	W	24-23	Tampa Stadium	Tampa, FL	69,221	Williams
Dec. 13·	SAN DIEGO	L	23-24	Tampa Stadium	Tampa, FL	67,388	Williams
Dec. 20	at Detroit	W	20-17	Pontiac Silverdome	Pontiac, MI	80,444	Williams

NFC DIVISIONAL PLAYOFF GAME

Jan. 2	at Dallas	L	0-38	Texas Stadium	Irving, TX	64,848	Williams
--------	-----------	---	------	---------------	------------	--------	----------

1982

Head Coach: John McKay

Preseason (3-1)

DATE	OPPONENT	W/L	SCORE	STADIUM	CITY	ATTEND.	STARTING QB
Aug. 14	PHILADELPHIA	W	35-7	Tampa Stadium	Tampa, FL	65,659	Williams
Aug. 21	WASHINGTON	W	28-13	Tampa Stadium	Tampa, FL	63,896	Williams
Aug. 28	at Houston	L	6-21	Astrodome	Houston, TX	41,007	Golsteyn
Sept. 3	MIAMI	W	34-0	Tampa Stadium	Tampa, FL	62,933	Williams

Won 5, Lost 4

Tied Fourth - NFC Central

Sept. 12	at Minnesota	L	10-17	HHH Metrodome	Minneapolis, MN	58,440	Williams
Sept. 19·	WASHINGTON	L	13-21	Tampa Stadium	Tampa, FL	66,187	Williams
Nov. 21	at Dallas	L	9-14	Texas Stadium	Irving, TX	49,578	Williams
Nov. 29·	MIAMI	W	23-17	Tampa Stadium	Tampa, FL	65,854	Williams
Dec. 5	at New Orleans	W	13-10	Louisiana Superdome	New Orleans, LA	61,709	Williams
Dec. 12	at N.Y. Jets	L	17-32	Shea Stadium	Flushing, NY	28,147	Williams
Dec. 19·	BUFFALO	W	24-23	Tampa Stadium	Tampa, FL	62,510	Williams
Dec. 26·	DETROIT	W	23-21	Tampa Stadium	Tampa, FL	65,997	Williams
Jan. 2·	CHICAGO	W	26-23 (OT)	Tampa Stadium	Tampa, FL	68,112	Williams

NFC FIRST ROUND PLAYOFF GAME

Jan. 9	at Dallas	L	17-30	Texas Stadium	Irving, TX	65,042	Williams
--------	-----------	---	-------	---------------	------------	--------	----------

1983**Head Coach: John McKay****Preseason (4-0)**

DATE	OPPONENT	W/L	SCORE	STADIUM	CITY	ATTEND.	STARTING QB
Aug. 6	NEW ORLEANS	W	20-17	Tampa Stadium	Tampa, FL	53,111	Thompson
Aug. 13	at Houston	W	23-17	Astrodome	Houston, TX	41,107	Thompson
Aug. 20	ATLANTA	W	17-6	Tampa Stadium	Tampa, FL	57,237	Thompson
Aug. 26	NEW ENGLAND	W	41-21	Tampa Stadium	Tampa, FL	52,108	Golsteyn

Won 2, Lost 14

DATE	OPPONENT	W/L	SCORE	STADIUM	CITY	ATTEND.	STARTING QB
Sept. 4	DETROIT	L	0-11	Tampa Stadium	Tampa, FL	62,154	Golsteyn
Sept. 11	at Chicago	L	10-17	Soldier Field	Chicago, IL	58,186	Golsteyn
Sept. 18	MINNESOTA	L	16-19 (OT)	Tampa Stadium	Tampa, FL	57,567	Thompson
Sept. 25	CINCINNATI	L	17-23	Tampa Stadium	Tampa, FL	56,023	Thompson
Oct. 2	at Green Bay	L	14-55	Lambeau Field	Green Bay, WI	54,272	Thompson
Oct. 9	at Dallas	L	24-27 (OT)	Texas Stadium	Irving, TX	63,308	Thompson
Oct. 16	ST. LOUIS	L	27-34	Tampa Stadium	Tampa, FL	48,224	Thompson
Oct. 23	NEW ORLEANS	L	21-24	Tampa Stadium	Tampa, FL	48,242	Thompson
Oct. 30	at Pittsburgh	L	12-17	Three Rivers Stadium	Pittsburgh, PA	57,648	Thompson
Nov. 6	at Minnesota	W	17-12	HHH Metrodome	Minneapolis, MN	59,239	Thompson
Nov. 13	at Cleveland	L	0-20	Cleveland Municipal Stadium	Cleveland, OH	56,091	Thompson
Nov. 20	CHICAGO	L	0-27	Tampa Stadium	Tampa, FL	36,816	Golsteyn
Nov. 27	HOUSTON	W	33-24	Tampa Stadium	Tampa, FL	38,625	Thompson
Dec. 4	at San Francisco	L	21-35	Candlestick Park	San Francisco, CA	49,773	Thompson
Dec. 12	GREEN BAY	L	9-12 (OT)	Tampa Stadium	Tampa, FL	50,763	Thompson
Dec. 18	at Detroit	L	20-23	Pontiac Silverdome	Pontiac, MI	78,392	Thompson

Fifth - NFC Central**1984****Head Coach: John McKay****Preseason (3-2)**

DATE	OPPONENT	W/L	SCORE	STADIUM	CITY	ATTEND.	STARTING QB
July 28	vs. Seattle	L	0-38	Fawcett Stadium	Canton, OH	22,250	Thompson
Aug. 4	HOUSTON	W	30-17	Tampa Stadium	Tampa, FL	32,774	Thompson
Aug. 11	CINCINNATI	W	21-13	Tampa Stadium	Tampa, FL	33,588	Thompson
Aug. 18	at Atlanta	L	21-52	Fulton County Stadium	Atlanta, GA	29,610	DeBerg
Aug. 24	MIAMI	W	14-13	Tampa Stadium	Tampa, FL	53,023	Thompson

Won 6, Lost 10

DATE	OPPONENT	W/L	SCORE	STADIUM	CITY	ATTEND.	STARTING QB
Sept. 2	at Chicago	L	14-34	Soldier Field	Chicago, IL	58,789	Thompson
Sept. 9	at New Orleans	L	13-17	Louisiana Superdome	New Orleans, LA	54,686	Thompson
Sept. 16	DETROIT	W	21-17	Tampa Stadium	Tampa, FL	44,560	Thompson
Sept. 23	at N.Y. Giants	L	14-17	Giants Stadium	East Rutherford, NJ	72,650	DeBerg
Sept. 30	GREEN BAY	W	30-27 (OT)	Tampa Stadium	Tampa, FL	44,487	DeBerg
Oct. 7	MINNESOTA	W	35-31	Tampa Stadium	Tampa, FL	47,405	DeBerg
Oct. 14	at Detroit	L	7-13 (OT)	Pontiac Silverdome	Pontiac, MI	44,308	DeBerg
Oct. 21	CHICAGO	L	9-44	Tampa Stadium	Tampa, FL	60,003	DeBerg
Oct. 28	at Kansas City	L	20-24	Arrowhead Stadium	Kansas City, MO	41,710	DeBerg
Nov. 4	at Minnesota	L	24-27	HHH Metrodome	Minneapolis, MN	54,949	DeBerg
Nov. 11	N.Y. GIANTS	W	20-17	Tampa Stadium	Tampa, FL	46,534	DeBerg
Nov. 18	at San Francisco	L	17-24	Candlestick Park	San Francisco, CA	57,704	DeBerg
Nov. 25	L.A. RAMS	L	33-34	Tampa Stadium	Tampa, FL	42,242	DeBerg
Dec. 2	at Green Bay	L	14-27	Lambeau Field	Green Bay, WI	46,800	DeBerg
Dec. 9	ATLANTA	W	23-6	Tampa Stadium	Tampa, FL	33,808	DeBerg
Dec. 16	N.Y. JETS	W	41-21	Tampa Stadium	Tampa, FL	43,817	DeBerg

Third - NFC Central

FRONT OFFICE

PLAYERS

2019 REVIEW

HISTORY

RECORDS

SIDELINES

1985

Head Coach: Leeman Bennett

Preseason (1-3)

DATE	OPPONENT	W/L	SCORE	STADIUM	CITY	ATTEND.	STARTING QB
Aug. 10	PITTSBURGH	L	27-42	Tampa Stadium	Tampa, FL	47,447	DeBerg
Aug. 17	ATLANTA	L	17-23	Tampa Stadium	Tampa, FL	34,040	Thompson
Aug. 24	at New Orleans	W	14-10	Louisiana Superdome	New Orleans, LA	49,337	DeBerg
Aug. 30	WASHINGTON	L	7-20	Tampa Stadium	Tampa, FL	33,640	DeBerg

Won 2, Lost 14

Fifth - NFC Central

Sept. 8	at Chicago	L	28-38	Soldier Field	Chicago, IL	57,828	DeBerg
Sept. 15	MINNESOTA	L	16-31	Tampa Stadium	Tampa, FL	46,188	DeBerg
Sept. 22	at New Orleans	L	13-20	Louisiana Superdome	New Orleans, LA	45,320	DeBerg
Sept. 29	at Detroit	L	9-30	Pontiac Silverdome	Pontiac, MI	45,023	DeBerg
Oct. 6	CHICAGO	L	19-27	Tampa Stadium	Tampa, FL	51,795	DeBerg
Oct. 13	L.A. RAMS	L	27-31	Tampa Stadium	Tampa, FL	39,607	DeBerg
Oct. 20	at Miami	L	38-41	Orange Bowl	Miami, FL	62,335	DeBerg
Oct. 27	NEW ENGLAND	L	14-32	Tampa Stadium	Tampa, FL	34,661	DeBerg
Nov. 3	at N.Y. Giants	L	20-22	Giants Stadium	East Rutherford, NJ	72,031	DeBerg
Nov. 10	ST. LOUIS	W	16-0	Tampa Stadium	Tampa, FL	34,736	DeBerg
Nov. 17	at N.Y. Jets	L	28-62	Giants Stadium	East Rutherford, NJ	65,344	DeBerg
Nov. 24	DETROIT	W	19-16 (OT)	Tampa Stadium	Tampa, FL	43,471	Young
Dec. 1	at Green Bay	L	0-21	Lambeau Field	Green Bay, WI	19,856	Young
Dec. 8	at Minnesota	L	7-26	HHH Metrodome	Minneapolis, MN	51,593	Young
Dec. 15	INDIANAPOLIS	L	23-31	Tampa Stadium	Tampa, FL	25,577	Young
Dec. 22	GREEN BAY	L	17-20	Tampa Stadium	Tampa, FL	33,992	Young

1986

Head Coach: Leeman Bennett

Preseason (0-4)

DATE	OPPONENT	W/L	SCORE	STADIUM	CITY	ATTEND.	STARTING QB
Aug. 9	ST. LOUIS	L	10-26	Tampa Stadium	Tampa, FL	31,550	Young
Aug. 16	ATLANTA	L	17-20	Tampa Stadium	Tampa, FL	28,797	DeBerg
Aug. 23	WASHINGTON	L	13-21	Tampa Stadium	Tampa, FL	45,136	DeBerg
Aug. 29	at Miami	L	3-21	Orange Bowl	Miami, FL	45,766	DeBerg

Won 2, Lost 14

Fifth - NFC Central

Sept. 7	SAN FRANCISCO	L	7-31	Tampa Stadium	Tampa, FL	50,780	DeBerg
Sept. 14	MINNESOTA	L	10-23	Tampa Stadium	Tampa, FL	34,579	DeBerg
Sept. 21	at Detroit	W	24-20	Pontiac Silverdome	Pontiac, MI	38,453	Young
Sept. 28	ATLANTA	L	20-23 (OT)	Tampa Stadium	Tampa, FL	38,950	Young
Oct. 5	at L.A. Rams	L	20-26 (OT)	Anaheim Stadium	Anaheim, CA	50,585	Young
Oct. 12	ST. LOUIS	L	19-30	Tampa Stadium	Tampa, FL	33,307	Young
Oct. 19	at New Orleans	L	7-38	Louisiana Superdome	New Orleans, LA	43,355	Young
Oct. 26	at Kansas City	L	20-27	Arrowhead Stadium	Kansas City, MO	36,230	Young
Nov. 2	BUFFALO	W	34-28	Tampa Stadium	Tampa, FL	32,806	Young
Nov. 9	CHICAGO	L	3-23	Tampa Stadium	Tampa, FL	70,097	Young
Nov. 16	at Green Bay	L	7-31	Milwaukee County Stadium	Milwaukee, WI	48,271	Young
Nov. 23	DETROIT	L	17-38	Tampa Stadium	Tampa, FL	30,029	Young
Nov. 30	at Minnesota	L	13-45	HHH Metrodome	Minneapolis, MN	56,235	Young
Dec. 7	at Chicago	L	14-48	Soldier Field	Chicago, IL	52,746	Young
Dec. 14	GREEN BAY	L	7-21	Tampa Stadium	Tampa, FL	30,099	Young
Dec. 21	at St. Louis	L	17-21	Busch Stadium	St. Louis, MO	23,957	Young

1987

Head Coach: Ray Perkins**Preseason (2-2)**

DATE	OPPONENT	W/L	SCORE	STADIUM	CITY	ATTEND.	STARTING QB
Aug. 15	CINCINNATI	L	30-31	Tampa Stadium	Tampa, FL	52,747	DeBerg
Aug. 22	N.Y. JETS	W	29-27	Tampa Stadium	Tampa, FL	56,598	DeBerg
Aug. 29	WASHINGTON	W	17-10	Tampa Stadium	Tampa, FL	63,845	DeBerg
Sept. 5	at Indianapolis	L	16-23	Hoosier Dome	Indianapolis, IN	50,111	DeBerg

Won 4, Lost 11**Tied Fourth - NFC Central**

Sept. 13	ATLANTA	W	48-10	Tampa Stadium	Tampa, FL	51,250	DeBerg
Sept. 20	at Chicago	L	3-20	Soldier Field	Chicago, IL	63,551	DeBerg
Oct. 4	at Detroit	W	31-27	Pontiac Silverdome	Pontiac, MI	4,919	Reaves
Oct. 11	SAN DIEGO	L	13-17	Tampa Stadium	Tampa, FL	23,873	Reaves
Oct. 18	MINNESOTA	W	20-10	Tampa Stadium	Tampa, FL	20,850	Zorn
Oct. 25	CHICAGO	L	26-27	Tampa Stadium	Tampa, FL	70,747	DeBerg
Nov. 1	at Green Bay	W	23-17	Milwaukee County Stadium	Milwaukee, WI	50,308	DeBerg
Nov. 8	at St. Louis	L	28-31	Busch Stadium	St. Louis, MO	22,449	DeBerg
Nov. 15	at Minnesota	L	17-23	HHH Metrodome	Minneapolis, MN	48,605	DeBerg
Nov. 22	SAN FRANCISCO	L	10-24	Tampa Stadium	Tampa, FL	63,211	DeBerg
Nov. 29	at L.A. Rams	L	3-35	Anaheim Stadium	Anaheim, CA	45,188	DeBerg
Dec. 6	at New Orleans	L	34-44	Louisiana Superdome	New Orleans, LA	66,471	Testaverde
Dec. 13	DETROIT	L	10-20	Tampa Stadium	Tampa, FL	41,699	Testaverde
Dec. 20	ST. LOUIS	L	14-31	Tampa Stadium	Tampa, FL	32,046	Testaverde
Dec. 27	at Indianapolis	L	6-24	Hoosier Dome	Indianapolis, IN	60,468	Testaverde

1988

Head Coach: Ray Perkins**Preseason (0-4)**

DATE	OPPONENT	W/L	SCORE	STADIUM	CITY	ATTEND.	STARTING QB
Aug. 6	INDIANAPOLIS	L	7-20	Tampa Stadium	Tampa, FL	44,258	Testaverde
Aug. 13	CLEVELAND	L	3-23	Tampa Stadium	Tampa, FL	50,074	Testaverde
Aug. 20	at Atlanta	L	14-19	Fulton County Stadium	Atlanta, GA	18,141	Testaverde
Aug. 25	vs. Buffalo	L	7-14	Vanderbilt Stadium	Nashville, TN	20,600	Testaverde

Won 5, Lost 11**Third - NFC Central**

Sept. 4	PHILADELPHIA	L	14-41	Tampa Stadium	Tampa, FL	43,502	Testaverde
Sept. 11	at Green Bay	W	13-10	Lambeau Field	Green Bay, WI	52,584	Testaverde
Sept. 18	PHOENIX	L	24-30	Tampa Stadium	Tampa, FL	35,034	Testaverde
Sept. 25	at New Orleans	L	9-13	Louisiana Superdome	New Orleans, LA	66,671	Testaverde
Oct. 2	GREEN BAY	W	27-24	Tampa Stadium	Tampa, FL	40,003	Testaverde
Oct. 9	at Minnesota	L	13-14	HHH Metrodome	Minneapolis, MN	55,274	Testaverde
Oct. 16	at Indianapolis	L	31-35	Hoosier Dome	Indianapolis, IN	53,135	Testaverde
Oct. 23	MINNESOTA	L	20-49	Tampa Stadium	Tampa, FL	48,020	Testaverde
Oct. 30	MIAMI	L	14-17	Tampa Stadium	Tampa, FL	67,352	Ferguson
Nov. 6	at Chicago	L	10-28	Soldier Field	Chicago, IL	56,892	Testaverde
Nov. 13	at Detroit	W	23-20	Pontiac Silverdome	Pontiac, MI	25,956	Testaverde
Nov. 20	CHICAGO	L	15-27	Tampa Stadium	Tampa, FL	67,070	Testaverde
Nov. 27	at Atlanta	L	10-17	Fulton County Stadium	Atlanta, GA	14,020	Testaverde
Dec. 4	BUFFALO	W	10-5	Tampa Stadium	Tampa, FL	49,498	Testaverde
Dec. 11	at New England	L	7-10 (OT)	Sullivan Stadium	Foxboro, MA	39,889	Testaverde
Dec. 18	DETROIT	W	21-10	Tampa Stadium	Tampa, FL	37,778	Testaverde

1989

Head Coach: Ray Perkins**Preseason (3-1)**

DATE	OPPONENT	W/L	SCORE	STADIUM	CITY	ATTEND.	STARTING QB
Aug. 12	HOUSTON	W	41-23	Tampa Stadium	Tampa, FL	37,830	Testaverde
Aug. 19	ATLANTA	W	27-0	Tampa Stadium	Tampa, FL	28,330	Testaverde
Aug. 26	at Indianapolis	L	0-30	Hoosier Dome	Indianapolis, IN	54,750	Testaverde
Sept. 2	at Cleveland	W	27-10	Cleveland Municipal Stadium	Cleveland, OH	62,486	Testaverde

Won 5, Lost 11

Sept. 10	at Green Bay	W	23-21	Lambeau Field	Green Bay, WI	55,650	Testaverde
Sept. 17	SAN FRANCISCO	L	16-20	Tampa Stadium	Tampa, FL	64,087	Testaverde
Sept. 24	NEW ORLEANS	W	20-10	Tampa Stadium	Tampa, FL	44,053	Testaverde
Oct. 1	at Minnesota	L	3-17	HHH Metrodome	Minneapolis, MN	54,817	Testaverde
Oct. 8	CHICAGO	W	42-35	Tampa Stadium	Tampa, FL	72,077	Testaverde
Oct. 15	DETROIT	L	16-17	Tampa Stadium	Tampa, FL	46,225	Ferguson
Oct. 22	at Washington	L	28-32	RFK Stadium	Washington, D.C.	52,862	Testaverde
Oct. 29	at Cincinnati	L	23-56	Riverfront Stadium	Cincinnati, OH	57,225	Testaverde
Nov. 5	CLEVELAND	L	31-42	Tampa Stadium	Tampa, FL	69,162	Testaverde
Nov. 12	MINNESOTA	L	10-24	Tampa Stadium	Tampa, FL	56,271	Testaverde
Nov. 19	at Chicago	W	32-31	Soldier Field	Chicago, IL	63,826	Testaverde
Nov. 26	at Phoenix	W	14-13	Sun Devil Stadium	Tempe, AZ	33,297	Testaverde
Dec. 3	GREEN BAY	L	16-17	Tampa Stadium	Tampa, FL	58,120	Testaverde
Dec. 10	at Houston	L	17-20	Astrodome	Houston, TX	54,532	Testaverde
Dec. 17	at Detroit	L	7-33	Pontiac Silverdome	Pontiac, MI	40,362	Testaverde
Dec. 24	PITTSBURGH	L	22-31	Tampa Stadium	Tampa, FL	29,690	Ferguson

Fifth - NFC Central

1990

Head Coach:**Ray Perkins (13 Games), Richard Williamson (3 Games)****Preseason (3-1)**

DATE	OPPONENT	W/L	SCORE	STADIUM	CITY	ATTEND.	STARTING QB
Aug. 11	CINCINNATI	W	30-17	Tampa Stadium	Tampa, FL	51,014	Testaverde
Aug. 18	vs. New England	W	44-10	Gator Bowl	Jacksonville, FL	51,066	Testaverde
Aug. 24	at Seattle	L	3-10	Kingdome	Seattle, WA	52,301	Testaverde
Aug. 30	N.Y. JETS	W	23-14	Tampa Stadium	Tampa, FL	40,118	Testaverde

Won 6, Lost 10**Tied Second - NFC Central**

Sept. 9	at Detroit	W	38-21	Pontiac Silverdome	Pontiac, MI	54,728	Testaverde
Sept. 16	L.A. RAMS	L	14-35	Tampa Stadium	Tampa, FL	59,705	Testaverde
Sept. 23	DETROIT	W	23-20	Tampa Stadium	Tampa, FL	55,075	Testaverde
Sept. 30	at Minnesota	W	23-20 (OT)	HHH Metrodome	Minneapolis, MN	54,462	Testaverde
Oct. 7	at Dallas	L	10-14	Texas Stadium	Irving, TX	60,076	Testaverde
Oct. 14	GREEN BAY	W	26-14	Tampa Stadium	Tampa, FL	67,472	Testaverde
Oct. 21	DALLAS	L	13-17	Tampa Stadium	Tampa, FL	68,315	Testaverde
Oct. 28	at San Diego	L	10-41	Jack Murphy Stadium	San Diego, CA	40,653	Chandler
Nov. 4	CHICAGO	L	6-26	Tampa Stadium	Tampa, FL	68,555	Testaverde
Nov. 11	at New Orleans	L	7-35	Louisiana Superdome	New Orleans, LA	67,865	Chandler
Nov. 18	at San Francisco	L	7-31	Candlestick Park	San Francisco, CA	62,221	Chandler
Nov. 25	at Green Bay (Milwaukee)	L	10-20	Milwaukee County Stadium	Milwaukee, WI	53,677	Testaverde
Dec. 2	ATLANTA	W	23-17	Tampa Stadium	Tampa, FL	42,839	Testaverde
-- bye week --							
Dec. 16	MINNESOTA	W	26-13	Tampa Stadium	Tampa, FL	47,272	Testaverde
Dec. 23	at Chicago	L	14-27	Soldier Field	Chicago, IL	46,456	Testaverde
Dec. 30	N.Y. JETS	L	14-16	Tampa Stadium	Tampa, FL	46,543	Testaverde

Head Coach: Richard Williamson

Preseason (3-1)

DATE	OPPONENT	W/L	SCORE	STADIUM	CITY	ATTEND.	STARTING QB
Aug. 5	at Cleveland	W	23-10	Cleveland Municipal Stadium	Cleveland, OH	64,753	Testaverde
Aug. 10	MIAMI	L	13-29	Tampa Stadium	Tampa, FL	51,387	Testaverde
Aug. 17	at Atlanta	W	12-7	Fulton County Stadium	Atlanta, GA	41,983	Testaverde
Aug. 23	KANSAS CITY	W	20-7	Tampa Stadium	Tampa, FL	33,996	Testaverde
Won 3, Lost 13							Fifth - NFC Central
Sept. 1	at N.Y. Jets	L	13-16	Giants Stadium	East Rutherford, NJ	61,204	Testaverde
Sept. 8	CHICAGO	L	20-21	Tampa Stadium	Tampa, FL	65,625	Testaverde
Sept. 15	at Green Bay	L	13-15	Lambeau Field	Green Bay, WI	58,114	Testaverde
Sept. 22	BUFFALO	L	10-17	Tampa Stadium	Tampa, FL	57,323	Testaverde
Sept. 29	at Detroit	L	3-31	Pontiac Silverdome	Pontiac, MI	48,784	Chandler
Oct. 6	PHILADELPHIA	W	14-13	Tampa Stadium	Tampa, FL	41,219	Testaverde
-- bye week --							
Oct. 20	at New Orleans	L	7-23	Louisiana Superdome	New Orleans, LA	68,591	Chandler
Oct. 27	GREEN BAY	L	0-27	Tampa Stadium	Tampa, FL	40,275	Chandler
Nov. 3	at Minnesota	L	13-28	HHH Metrodome	Minneapolis, MN	35,737	Testaverde
Nov. 10	DETROIT	W	30-21	Tampa Stadium	Tampa, FL	37,742	Testaverde
Nov. 17	at Atlanta	L	7-43	Fulton County Stadium	Atlanta, GA	41,274	Testaverde
Nov. 24	N.Y. GIANTS	L	14-21	Tampa Stadium	Tampa, FL	63,698	Testaverde
Dec. 1	at Miami	L	14-33	Joe Robbie Stadium	Miami, FL	51,036	Testaverde
Dec. 8	MINNESOTA	L	24-26	Tampa Stadium	Tampa, FL	41,091	Testaverde
Dec. 14	at Chicago	L	0-27	Soldier Field	Chicago, IL	54,719	Carlson
Dec. 22	INDIANAPOLIS	W	17-3	Tampa Stadium	Tampa, FL	28,043	Testaverde

1992

Head Coach: Sam Wyche

Preseason (1-3)

DATE	OPPONENT	W/L	SCORE	STADIUM	CITY	ATTEND.	STARTING QB
Aug. 8	at Denver	L	10-31	Mile High Stadium	Denver, CO	66,521	Testaverde
Aug. 15	ATLANTA	W	40-28	Tampa Stadium	Tampa, FL	37,881	Erickson
Aug. 22	at Miami	L	7-22	Joe Robbie Stadium	Miami, FL	42,136	DeBerg
Aug. 28	CLEVELAND	L	3-24	Tampa Stadium	Tampa, FL	40,883	Testaverde
Won 5, Lost 11							Tied Third - NFC Central
Sept. 6	PHOENIX	W	23-7	Tampa Stadium	Tampa, FL	41,315	Testaverde
Sept. 13	GREEN BAY	W	31-3	Tampa Stadium	Tampa, FL	50,051	Testaverde
Sept. 20	at Minnesota	L	20-26	HHH Metrodome	Minneapolis, MN	48,113	Testaverde
Sept. 27	at Detroit	W	27-23	Pontiac Silverdome	Pontiac, MI	51,374	Testaverde
Oct. 4	INDIANAPOLIS	L	14-24	Tampa Stadium	Tampa, FL	56,585	Testaverde
-- bye week --							
Oct. 18	at Chicago	L	14-31	Soldier Field	Chicago, IL	61,412	Testaverde
Oct. 25	DETROIT	L	7-38	Tampa Stadium	Tampa, FL	53,995	Testaverde
Nov. 1	at New Orleans	L	21-23	Louisiana Superdome	New Orleans, LA	68,591	DeBerg
Nov. 8	MINNESOTA	L	7-35	Tampa Stadium	Tampa, FL	49,095	DeBerg
Nov. 15	CHICAGO	W	20-17	Tampa Stadium	Tampa, FL	69,102	Testaverde
Nov. 22	at San Diego	L	14-29	Jack Murphy Stadium	San Diego, CA	43,197	Testaverde
Nov. 29	at Green Bay	L	14-19	Milwaukee County Stadium	Milwaukee, WI	52,347	Testaverde
Dec. 6	L.A. RAMS	L	27-31	Tampa Stadium	Tampa, FL	38,387	Testaverde
Dec. 13	ATLANTA	L	7-35	Tampa Stadium	Tampa, FL	39,056	Testaverde
Dec. 19	at San Francisco	L	14-21	Candlestick Park	San Francisco, CA	60,519	Testaverde
Dec. 27	at Phoenix	W	7-3	Sun Devil Stadium	Tempe, AZ	29,645	Testaverde

1993

Head Coach: Sam Wyche

Preseason (2-2)

DATE	OPPONENT	W/L	SCORE	STADIUM	CITY	ATTEND.	STARTING QB
Aug. 7	DENVER	L	7-23	Tampa Stadium	Tampa, FL	38,020	Erickson
Aug. 14	at Atlanta	L	10-20	Georgia Dome	Atlanta, GA	49,108	DeBerg
Aug. 21	vs. Buffalo	W	32-12	Florida Citrus Bowl	Orlando, FL	37,125	DeBerg
Aug. 27	CLEVELAND	W	23-20	Tampa Stadium	Tampa, FL	41,769	DeBerg

Won 5, Lost 11

Fifth - NFC Central

Sept. 5	KANSAS CITY	L	3-27	Tampa Stadium	Tampa, FL	63,378	DeBerg
Sept. 12	at N.Y. Giants	L	7-23	Giants Stadium	East Rutherford, NJ	75,891	Erickson
-- bye week --							
Sept. 26	at Chicago	L	17-47	Soldier Field	Chicago, IL	58,329	Erickson
Oct. 3	DETROIT	W	27-10	Tampa Stadium	Tampa, FL	40,794	Erickson
Oct. 10	at Minnesota	L	0-15	HHH Metrodome	Minneapolis, MN	53,562	Erickson
-- bye week --							
Oct. 24	GREEN BAY	L	14-37	Tampa Stadium	Tampa, FL	47,354	Erickson
Oct. 31	at Atlanta	W	31-24	Georgia Dome	Atlanta, GA	50,647	Erickson
Nov. 7	at Detroit	L	0-23	Pontiac Silverdome	Pontiac, MI	65,295	Erickson
Nov. 14	SAN FRANCISCO	L	21-45	Tampa Stadium	Tampa, FL	43,835	Erickson
Nov. 21	MINNESOTA	W	23-10	Tampa Stadium	Tampa, FL	40,848	Erickson
Nov. 28	at Green Bay	L	10-13	Lambeau Field	Green Bay, WI	56,995	Erickson
Dec. 5	WASHINGTON	L	17-23	Tampa Stadium	Tampa, FL	49,035	Erickson
Dec. 12	CHICAGO	W	13-10	Tampa Stadium	Tampa, FL	56,667	Erickson
Dec. 19	at L.A. Raiders	L	20-27	L.A. Coliseum	Los Angeles, CA	40,532	Erickson
Dec. 26	at Denver	W	17-10	Mile High Stadium	Denver, CO	73,434	Erickson
Jan. 2	SAN DIEGO	L	17-32	Tampa Stadium	Tampa, FL	35,587	Erickson

1994

Head Coach: Sam Wyche

Preseason (2-2)

DATE	OPPONENT	W/L	SCORE	STADIUM	CITY	ATTEND.	STARTING QB
Aug. 6	CINCINNATI	W	17-16	Tampa Stadium	Tampa, FL	34,106	Erickson
Aug. 13	at Seattle	L	6-29	Husky Stadium	Seattle, WA	43,633	Erickson
Aug. 20	at Miami	W	29-14	Joe Robbie Stadium	Miami, FL	51,242	Erickson
Aug. 26	N.Y. JETS	L	9-10	Tampa Stadium	Tampa, FL	36,488	Erickson

Won 6, Lost 10

Fifth - NFC Central

Sept. 4	at Chicago	L	9-21	Soldier Field	Chicago, IL	61,844	Erickson
Sept. 11	INDIANAPOLIS	W	24-10	Tampa Stadium	Tampa, FL	36,631	Erickson
Sept. 18	NEW ORLEANS	L	7-9	Tampa Stadium	Tampa, FL	45,522	Erickson
Sept. 25	at Green Bay	L	3-30	Lambeau Field	Green Bay, WI	58,551	Erickson
Oct. 2	DETROIT	W	24-14	Tampa Stadium	Tampa, FL	38,012	Erickson
Oct. 9	at Atlanta	L	13-34	Georgia Dome	Atlanta, GA	52,633	Erickson
-- bye week --							
Oct. 23	at San Francisco	L	16-41	Candlestick Park	San Francisco, CA	62,741	DiIfer
Oct. 30	MINNESOTA	L	13-36	Tampa Stadium	Tampa, FL	42,110	Erickson
Nov. 6	CHICAGO	L	6-20	Tampa Stadium	Tampa, FL	60,821	DiIfer
Nov. 13	at Detroit	L	9-14	Pontiac Silverdome	Pontiac, MI	50,814	Erickson
Nov. 20	at Seattle	L	21-22	Kingdome	Seattle, WA	37,466	Erickson
Nov. 27	at Minnesota	W	20-17 (OT)	HHH Metrodome	Minneapolis, MN	47,259	Erickson
Dec. 4	WASHINGTON	W	26-21	Tampa Stadium	Tampa, FL	45,121	Erickson
Dec. 11	L.A. RAMS	W	24-14	Tampa Stadium	Tampa, FL	34,150	Erickson
Dec. 18	at Washington	W	17-14	RFK Stadium	Washington, DC	47,315	Erickson
Dec. 24	GREEN BAY	L	19-34	Tampa Stadium	Tampa, FL	65,076	Erickson

1995

Head Coach: Sam Wyche

Preseason (3-1)

DATE	OPPONENT	W/L	SCORE	STADIUM	CITY	ATTEND.	STARTING QB
Aug. 5	N.Y. JETS	L	3-9	Tampa Stadium	Tampa, FL	47,311	Diifer
Aug. 11	at Cincinnati	W	31-7	Riverfront Stadium	Cincinnati, OH	46,374	Diifer
Aug. 19	PITTSBURGH	W	20-7	Tampa Stadium	Tampa, FL	52,783	Diifer
Aug. 25	vs. Miami (Orlando)	W	24-17	Florida Citrus Bowl	Orlando, FL	58,595	Diifer

Won 7, Lost 9

DATE	OPPONENT	W/L	SCORE	STADIUM	CITY	ATTEND.	STARTING QB
Sept. 3	at Philadelphia	W	21-6	Veterans Stadium	Philadelphia, PA	66,266	Diifer
Sept. 10	at Cleveland	L	6-22	Cleveland Municipal Stadium	Cleveland, OH	61,083	Diifer
Sept. 17	CHICAGO	L	6-25	Tampa Stadium	Tampa, FL	71,507	Diifer
Sept. 24	WASHINGTON	W	14-6	Tampa Stadium	Tampa, FL	49,234	Diifer
Oct. 1	at Carolina	W	20-13	Memorial Stadium	Clemson, SC	50,076	Diifer
Oct. 8	CINCINNATI	W	19-16	Tampa Stadium	Tampa, FL	41,732	Diifer
Oct. 15	MINNESOTA	W	20-17 (OT)	Tampa Stadium	Tampa, FL	55,703	Diifer
Oct. 22	ATLANTA	L	21-24	Tampa Stadium	Tampa, FL	66,135	Diifer
Oct. 29	at Houston	L	7-19	Astrodome	Houston, TX	31,489	Diifer
-- bye week --							
Nov. 12	at Detroit	L	24-27	Pontiac Silverdome	Pontiac, MI	60,644	Diifer
Nov. 19	JACKSONVILLE	W	17-16	Tampa Stadium	Tampa, FL	71,629	Diifer
Nov. 26	at Green Bay	L	13-35	Lambeau Field	Green Bay, WI	59,218	Diifer
Dec. 3	at Minnesota	L	17-31	HHH Metrodome	Minneapolis, MN	52,879	Diifer
Dec. 10	GREEN BAY	W	13-10 (OT)	Tampa Stadium	Tampa, FL	67,557	Diifer
Dec. 17	at Chicago	L	10-31	Soldier Field	Chicago, IL	49,475	Diifer
Dec. 23	DETROIT	L	10-37	Tampa Stadium	Tampa, FL	50,049	Diifer

Fifth - NFC Central

1996

Head Coach: Tony Dungy

Preseason (1-3)

DATE	OPPONENT	W/L	SCORE	STADIUM	CITY	ATTEND.	STARTING QB
Aug. 3	at Miami	L	10-13	Joe Robbie Stadium	Miami, FL	51,141	Diifer
Aug. 10	ATLANTA	W	16-0	Houlihan's Stadium	Tampa, FL	32,855	Diifer
Aug. 17	at Pittsburgh	L	3-13	Three Rivers Stadium	Pittsburgh, PA	50,522	Diifer
Aug. 23	MIAMI	L	7-19	Houlihan's Stadium	Tampa, FL	40,137	Diifer

Won 6, Lost 10

DATE	OPPONENT	W/L	SCORE	STADIUM	CITY	ATTEND.	STARTING QB
Sept. 1	GREEN BAY	L	3-34	Houlihan's Stadium	Tampa, FL	54,102	Diifer
Sept. 8	at Detroit	L	6-21	Pontiac Silverdome	Pontiac, MI	54,229	Diifer
Sept. 15	at Denver	L	23-27	Mile High Stadium	Denver, CO	71,535	Diifer
Sept. 22	SEATTLE	L	13-17	Houlihan's Stadium	Tampa, FL	30,212	Diifer
Sept. 29	DETROIT	L	0-27	Houlihan's Stadium	Tampa, FL	34,961	Diifer
-- bye week --							
Oct. 13	MINNESOTA	W	24-13	Houlihan's Stadium	Tampa, FL	32,175	Diifer
Oct. 20	at Arizona	L	9-13	Sun Devil Stadium	Tempe, AZ	27,738	Diifer
Oct. 27	at Green Bay	L	7-13	Lambeau Field	Green Bay, WI	60,627	Diifer
Nov. 3	at Chicago	L	10-13	Soldier Field	Chicago, IL	58,727	Diifer
Nov. 10	OAKLAND	W	20-17 (OT)	Houlihan's Stadium	Tampa, FL	45,392	Diifer
Nov. 17	at San Diego	W	25-17	Jack Murphy Stadium	San Diego, CA	57,526	Diifer
Nov. 24	NEW ORLEANS	W	13-7	Houlihan's Stadium	Tampa, FL	40,203	Diifer
Dec. 1	at Carolina	L	0-24	Ericsson Stadium	Charlotte, NC	57,623	Diifer
Dec. 8	WASHINGTON	W	24-10	Houlihan's Stadium	Tampa, FL	44,733	Diifer
Dec. 15	at Minnesota	L	10-21	HHH Metrodome	Minneapolis, MN	49,302	Diifer
Dec. 22	CHICAGO	W	34-19	Houlihan's Stadium	Tampa, FL	51,572	Diifer

Fourth - NFC Central

1997

Head Coach: Tony Dungy

Preseason (1-3)

DATE	OPPONENT	W/L	SCORE	STADIUM	CITY	ATTEND.	STARTING QB
Aug. 2	WASHINGTON	L	8-20	Houlihan's Stadium	Tampa, FL	41,360	Diifer
Aug. 9	at Atlanta	L	12-17	Georgia Dome	Atlanta, GA	34,219	Diifer
Aug. 16	MIAMI	W	24-10	Houlihan's Stadium	Tampa, FL	35,024	Diifer
Aug. 22	vs. N.Y. Jets	L	9-15 (OT)	Florida Citrus Bowl	Orlando, FL	21,342	Diifer

Won 10, Lost 6

Second - NFC Central

Aug. 31	SAN FRANCISCO	W	13-6	Houlihan's Stadium	Tampa, FL	62,554	Diifer
Sept. 7	at Detroit	W	24-17	Pontiac Silverdome	Pontiac, MI	58,234	Diifer
Sept. 14	at Minnesota	W	28-14	HHH Metrodome	Minneapolis, MN	63,697	Diifer
Sept. 21	MIAMI	W	31-21	Houlihan's Stadium	Tampa, FL	73,314	Diifer
Sept. 28	ARIZONA	W	19-18	Houlihan's Stadium	Tampa, FL	53,804	Diifer
Oct. 5	at Green Bay	L	16-21	Lambeau Field	Green Bay, WI	60,100	Diifer
Oct. 12	DETROIT	L	9-27	Houlihan's Stadium	Tampa, FL	72,095	Diifer
-- bye week --							
Oct. 26	MINNESOTA	L	6-10	Houlihan's Stadium	Tampa, FL	66,815	Diifer
Nov. 2	at Indianapolis	W	31-28	RCA Dome	Indianapolis, IN	58,512	Diifer
Nov. 9	at Atlanta	W	31-10	Georgia Dome	Atlanta, GA	46,018	Diifer
Nov. 16	NEW ENGLAND	W	27-7	Houlihan's Stadium	Tampa, FL	70,479	Diifer
Nov. 23	at Chicago	L	7-13	Soldier Field	Chicago, IL	43,955	Diifer
Nov. 30	at N.Y. Giants	W	20-8	Giants Stadium	East Rutherford, NJ	68,678	Diifer
Dec. 7	GREEN BAY	L	6-17	Houlihan's Stadium	Tampa, FL	73,523	Diifer
Dec. 14	at N.Y. Jets	L	0-31	Giants Stadium	East Rutherford, NJ	60,122	Diifer
Dec. 21	CHICAGO	W	31-15	Houlihan's Stadium	Tampa, FL	70,930	Diifer

NFC WILD CARD PLAYOFF GAME

Dec. 28	DETROIT	W	20-10	Houlihan's Stadium	Tampa, FL	73,361	Diifer
---------	---------	---	-------	--------------------	-----------	--------	--------

NFC DIVISIONAL PLAYOFF GAME

Jan. 4	at Green Bay	L	7-21	Lambeau Field	Green Bay, WI	60,327	Diifer
--------	--------------	---	------	---------------	---------------	--------	--------

1998

Head Coach: Tony Dungy

Preseason (2-3)

DATE	OPPONENT	W/L	SCORE	STADIUM	CITY	ATTEND.	STARTING QB
Aug. 1	vs. Pittsburgh	W	30-6	Fawcett Stadium	Canton, OH	23,875	Diifer
Aug. 8	vs. Kansas City	L	13-17	Owens Field	Norman, OK	43,657	Diifer
Aug. 13	at Miami	L	13-14	Pro Player Stadium	Miami, FL	59,184	Diifer
Aug. 24	at Oakland	W	41-7	Oakland-Alameda County Stadium	Oakland, CA	32,017	Diifer
Aug. 28	at New Orleans	L	6-10	Louisiana Superdome	New Orleans, LA	43,774	Walsh

Won 8, Lost 8

Third - NFC Central

Sept. 6	at Minnesota	L	7-31	HHH Metrodome	Minneapolis, MN	62,538	Diifer
Sept. 13	at Green Bay	L	15-23	Lambeau Field	Green Bay, WI	60,124	Diifer
Sept. 20	CHICAGO	W	27-15	Raymond James Stadium	Tampa, FL	64,328	Diifer
Sept. 28	at Detroit	L	6-27	Pontiac Silverdome	Pontiac, MI	74,724	Diifer
Oct. 4	N.Y. GIANTS	W	20-3	Raymond James Stadium	Tampa, FL	64,989	Diifer
-- bye week --							
Oct. 18	CAROLINA	W	16-13	Raymond James Stadium	Tampa, FL	63,600	Diifer
Oct. 25	at New Orleans	L	3-9	Louisiana Superdome	New Orleans, LA	62,695	Diifer
Nov. 1	MINNESOTA	W	27-24	Raymond James Stadium	Tampa, FL	64,979	Diifer
Nov. 8	TENNESSEE	L	22-31	Raymond James Stadium	Tampa, FL	65,054	Diifer
Nov. 15	at Jacksonville	L	24-29	ALLTEL Stadium	Jacksonville, FL	72,974	Diifer
Nov. 22	DETROIT	L	25-28	Raymond James Stadium	Tampa, FL	64,265	Diifer
Nov. 29	at Chicago	W	31-17	Soldier Field	Chicago, IL	51,938	Diifer
Dec. 7	GREEN BAY	W	24-22	Raymond James Stadium	Tampa, FL	65,497	Diifer
Dec. 13	PITTSBURGH	W	16-3	Raymond James Stadium	Tampa, FL	65,335	Diifer
Dec. 19	at Washington	L	16-20	Jack Kent Cooke Stadium	Landover, MD	66,309	Diifer
Dec. 27	at Cincinnati	W	35-0	Cinergy Field	Cincinnati, OH	49,826	Diifer

Head Coach: Tony Dungy**Preseason (4-0)**

DATE	OPPONENT	W/L	SCORE	STADIUM	CITY	ATTEND.	STARTING QB
Aug. 14	CLEVELAND	W	30-3	Raymond James Stadium	Tampa, FL	63,963	Diifer
Aug. 21	at Kansas City	W	17-7	Arrowhead Stadium	Kansas City, MO	76,292	Diifer
Aug. 28	NEW ENGLAND	W	45-14	Raymond James Stadium	Tampa, FL	64,092	Diifer
Sept. 3	at Washington	W	16-13	Redskins Stadium	Landover, MD	63,722	Diifer

Won 11, Lost 5**First - NFC Central**

Sept. 12·	N.Y. GIANTS	L	13-17	Raymond James Stadium	Tampa, FL	65,026	Diifer
Sept. 19	at Philadelphia	W	19-5	Veterans Stadium	Philadelphia, PA	64,285	Diifer
Sept. 26·	DENVER	W	13-10	Raymond James Stadium	Tampa, FL	65,297	Diifer
Oct. 3	at Minnesota	L	14-21	HHH Metrodome	Minneapolis, MN	64,106	Diifer
Oct. 10	at Green Bay	L	23-26	Lambeau Field	Green Bay, WI	59,868	Diifer
-- bye week --							
Oct. 24·	CHICAGO	W	6-3	Raymond James Stadium	Tampa, FL	65,283	Diifer
Oct. 31	at Detroit	L	3-20	Pontiac Silverdome	Pontiac, MI	63,135	Zeier
Nov. 7	at New Orleans	W	31-16	Louisiana Superdome	New Orleans, LA	47,129	Diifer
Nov. 14·	KANSAS CITY	W	17-10	Raymond James Stadium	Tampa, FL	64,927	Diifer
Nov. 21·	ATLANTA	W	19-10	Raymond James Stadium	Tampa, FL	65,158	Diifer
Nov. 28	at Seattle	W	16-3	Kingdome	Seattle, WA	66,314	Diifer
Dec. 6·	MINNESOTA	W	24-17	Raymond James Stadium	Tampa, FL	65,741	King
Dec. 12·	DETROIT	W	23-16	Raymond James Stadium	Tampa, FL	65,536	King
Dec. 19	at Oakland	L	0-45	Network Associates Coliseum	Oakland, CA	46,395	King
Dec. 26·	GREEN BAY	W	29-10	Raymond James Stadium	Tampa, FL	65,723	King
Jan. 2	at Chicago	W	20-6	Soldier Field	Chicago, IL	66,944	King

NFC DIVISIONAL PLAYOFF GAME

Jan. 15·	WASHINGTON	W	14-13	Raymond James Stadium	Tampa, FL	65,835	King
----------	------------	---	-------	-----------------------	-----------	--------	------

NFC CHAMPIONSHIP GAME

Jan. 23	at St. Louis	L	6-11	Trans World Dome	St. Louis, MO	66,496	King
---------	--------------	---	------	------------------	---------------	--------	------

2000

Head Coach: Tony Dungy**Preseason (3-1)**

DATE	OPPONENT	W/L	SCORE	STADIUM	CITY	ATTEND.	STARTING QB
Aug. 4	WASHINGTON	W	13-12	Raymond James Stadium	Tampa, FL	65,003	King
Aug. 10	at Miami	L	13-15	Pro Player Stadium	Miami, FL	58,703	King
Aug. 20	at New England	W	31-21	Foxboro Stadium	Foxboro, MA	60,292	King
Aug. 25	KANSAS CITY	W	37-14	Raymond James Stadium	Tampa, FL	64,267	King

Won 10, Lost 6**Second - NFC Central**

Sept. 3	at New England	W	21-16	Foxboro Stadium	Foxboro, MA	60,292	King
Sept. 10·	CHICAGO	W	41-0	Raymond James Stadium	Tampa, FL	65,569	King
Sept. 17	at Detroit	W	31-10	Pontiac Silverdome	Pontiac, MI	76,928	King
Sept. 24·	N.Y. JETS	L	17-21	Raymond James Stadium	Tampa, FL	65,619	King
Oct. 1	at Washington	L	17-20 (OT)	FedEx Field	Landover, MD	83,532	King
Oct. 9	at Minnesota	L	23-30	HHH Metrodome	Minneapolis, MN	64,162	King
-- bye week --							
Oct. 19·	DETROIT	L	14-28	Raymond James Stadium	Tampa, FL	65,557	King
Oct. 29·	MINNESOTA	W	41-13	Raymond James Stadium	Tampa, FL	65,589	King
Nov. 5	at Atlanta	W	27-14	Georgia Dome	Atlanta, GA	70,097	King
Nov. 12·	GREEN BAY	W	20-15	Raymond James Stadium	Tampa, FL	65,621	King
Nov. 19	at Chicago	L	10-13	Soldier Field	Chicago, IL	66,944	King
Nov. 26·	BUFFALO	W	31-17	Raymond James Stadium	Tampa, FL	65,546	King
Dec. 3·	DALLAS	W	27-7	Raymond James Stadium	Tampa, FL	65,621	King
Dec. 10	at Miami	W	16-13	Pro Player Stadium	Miami, FL	74,307	King
Dec. 18·	ST. LOUIS	W	38-35	Raymond James Stadium	Tampa, FL	65,653	King
Dec. 24	at Green Bay	L	14-17 (OT)	Lambeau Field	Green Bay, WI	59,692	King

NFC WILD CARD PLAYOFF GAME

Dec. 31	at Philadelphia	L	3-21	Veterans Stadium	Philadelphia, PA	65,813	King
---------	-----------------	---	------	------------------	------------------	--------	------

2001

Head Coach: Tony Dungy

Preseason (1-3)

DATE	OPPONENT	W/L	SCORE	STADIUM	CITY	ATTEND.	STARTING QB
Aug. 13	MIAMI	L	14-17	Raymond James Stadium	Tampa, FL	65,308	B. Johnson
Aug. 18	at Cleveland	L	6-7	Cleveland Browns Stadium	Cleveland, OH	72,018	B. Johnson
Aug. 25	NEW ENGLAND	W	20-3	Raymond James Stadium	Tampa, FL	65,444	B. Johnson
Aug. 31	at Atlanta	L	7-36	Georgia Dome	Atlanta, GA	44,162	B. Johnson

Won 9, Lost 7

DATE	OPPONENT	W/L	SCORE	STADIUM	CITY	ATTEND.	STARTING QB
Sept. 9	at Dallas	W	10-6	Texas Stadium	Irving, TX	61,521	B. Johnson
	-- bye week --						
Sept. 30	at Minnesota	L	16-20	HHH Metrodome	Minneapolis, MN	64,105	B. Johnson
Oct. 7	GREEN BAY	W	14-10	Raymond James Stadium	Tampa, FL	65,510	B. Johnson
Oct. 14	at Tennessee	L	28-31 (OT)	Adelphia Coliseum	Nashville, TN	68,798	B. Johnson
Oct. 21	PITTSBURGH	L	10-17	Raymond James Stadium	Tampa, FL	65,588	B. Johnson
Oct. 28	MINNESOTA	W	41-14	Raymond James Stadium	Tampa, FL	65,558	B. Johnson
Nov. 4	at Green Bay	L	20-21	Lambeau Field	Green Bay, WI	59,861	B. Johnson
Nov. 11	at Detroit	W	20-17	Pontiac Silverdome	Pontiac, MI	74,268	B. Johnson
Nov. 18	CHICAGO	L	24-27	Raymond James Stadium	Tampa, FL	65,612	B. Johnson
Nov. 26	at St. Louis	W	24-17	Dome at America's Center	St. Louis, MO	66,198	B. Johnson
Dec. 2	at Cincinnati	W	16-13 (OT)	Paul Brown Stadium	Cincinnati, OH	52,135	B. Johnson
Dec. 9	DETROIT	W	15-12	Raymond James Stadium	Tampa, FL	65,514	B. Johnson
Dec. 16	at Chicago	L	3-27	Soldier Field	Chicago, IL	66,944	B. Johnson
Dec. 23	NEW ORLEANS	W	48-21	Raymond James Stadium	Tampa, FL	65,526	B. Johnson
Dec. 29	BALTIMORE	W	22-10	Raymond James Stadium	Tampa, FL	65,619	B. Johnson
Jan. 6	PHILADELPHIA	L	13-17	Raymond James Stadium	Tampa, FL	65,541	B. Johnson

Third - NFC Central

NFC WILD CARD PLAYOFF GAME

Jan. 12	at Philadelphia	L	9-31	Veterans Stadium	Philadelphia, PA	65,847	B. Johnson
---------	-----------------	---	------	------------------	------------------	--------	------------

2002

Head Coach: Jon Gruden

Preseason (3-1)

DATE	OPPONENT	W/L	SCORE	STADIUM	CITY	ATTEND.	STARTING QB
Aug. 12	MIAMI	W	14-10	Raymond James Stadium	Tampa, FL	65,008	B. Johnson
Aug. 16	at Jacksonville	W	20-0	ALLTEL Stadium	Jacksonville, FL	47,036	B. Johnson
Aug. 24	WASHINGTON	L	10-40	Raymond James Stadium	Tampa, FL	65,598	B. Johnson
Aug. 30	at Houston	W	17-13	Reliant Stadium	Houston, TX	68,371	B. Johnson

Won 12, Lost 4

DATE	OPPONENT	W/L	SCORE	STADIUM	CITY	ATTEND.	STARTING QB
Sept. 8	NEW ORLEANS	L	20-26 (OT)	Raymond James Stadium	Tampa, FL	65,554	B. Johnson
Sept. 15	at Baltimore	W	25-0	Ravens Stadium	Baltimore, MD	69,304	B. Johnson
Sept. 23	ST. LOUIS	W	26-14	Raymond James Stadium	Tampa, FL	65,652	B. Johnson
Sept. 29	at Cincinnati	W	35-7	Paul Brown Stadium	Cincinnati, OH	57,234	B. Johnson
Oct. 6	at Atlanta	W	20-6	Georgia Dome	Atlanta, GA	68,936	B. Johnson
Oct. 13	CLEVELAND	W	17-3	Raymond James Stadium	Tampa, FL	65,625	B. Johnson
Oct. 20	at Philadelphia	L	10-20	Veterans Stadium	Philadelphia, PA	65,523	B. Johnson
Oct. 27	at Carolina	W	12-9	Ericsson Stadium	Charlotte, NC	72,892	R. Johnson
Nov. 3	MINNESOTA	W	38-24	Raymond James Stadium	Tampa, FL	65,667	B. Johnson
	-- bye week --						
Nov. 17	CAROLINA	W	23-10	Raymond James Stadium	Tampa, FL	65,527	B. Johnson
Nov. 24	GREEN BAY	W	21-7	Raymond James Stadium	Tampa, FL	65,672	B. Johnson
Dec. 1	at New Orleans	L	20-23	Louisiana Superdome	New Orleans, LA	68,226	B. Johnson
Dec. 8	ATLANTA	W	34-10	Raymond James Stadium	Tampa, FL	65,648	B. Johnson
Dec. 15	at Detroit	W	23-20	Ford Field	Detroit, MI	61,942	B. Johnson
Dec. 23	PITTSBURGH	L	7-17	Raymond James Stadium	Tampa, FL	65,684	King
Dec. 29	at Chicago	W	15-0	Memorial Stadium	Champaign, IL	55,832	R. Johnson

First - NFC South

NFC DIVISIONAL PLAYOFF GAME

Jan. 12	SAN FRANCISCO	W	31-6	Raymond James Stadium	Tampa, FL	65,559	B. Johnson
---------	---------------	---	------	-----------------------	-----------	--------	------------

NFC CHAMPIONSHIP GAME

Jan. 19	at Philadelphia	W	27-10	Veterans Stadium	Philadelphia, PA	66,713	B. Johnson
---------	-----------------	---	-------	------------------	------------------	--------	------------

SUPER BOWL XXXVII

Jan. 26	Oakland	W	48-21	Qualcomm Stadium	San Diego, CA	67,603	B. Johnson
---------	---------	---	-------	------------------	---------------	--------	------------

2003

Head Coach: Jon Gruden

Preseason (4-1)

DATE	OPPONENT	W/L	SCORE	STADIUM	CITY	ATTEND.	STARTING QB
Aug. 2	vs. N.Y. Jets	W	30-14	Tokyo Dome	Tokyo, Japan	43,601	B. Johnson
Aug. 8	at Miami	W	20-19	Pro Player Stadium	Miami, FL	62,261	B. Johnson
Aug. 18	at St. Louis	L	16-26	Edward Jones Dome	St. Louis, MO	65,368	B. Johnson
Aug. 23	JACKSONVILLE	W	10-6	Raymond James Stadium	Tampa, FL	65,266	B. Johnson
Aug. 28	HOUSTON	W	34-3	Raymond James Stadium	Tampa, FL	64,808	B. Johnson

Won 7, Lost 9

Sept. 8	at Philadelphia	W	17-0	Lincoln Financial Field	Philadelphia, PA	67,772	B. Johnson
Sept. 14	CAROLINA	L	9-12 (OT)	Raymond James Stadium	Tampa, FL	65,621	B. Johnson
Sept. 21	at Atlanta	W	31-10	Georgia Dome	Atlanta, GA	70,871	B. Johnson
-- bye week --							
Oct. 6	INDIANAPOLIS	L	35-38 (OT)	Raymond James Stadium	Tampa, FL	65,647	B. Johnson
Oct. 12	at Washington	W	35-13	FedEx Field	Landover, MD	85,490	B. Johnson
Oct. 19	at San Francisco	L	7-24	3COM Park	San Francisco, CA	67,809	B. Johnson
Oct. 26	DALLAS	W	16-0	Raymond James Stadium	Tampa, FL	65,602	B. Johnson
Nov. 2	NEW ORLEANS	L	14-17	Raymond James Stadium	Tampa, FL	65,524	B. Johnson
Nov. 9	at Carolina	L	24-27	Ericsson Stadium	Charlotte, NC	73,345	B. Johnson
Nov. 16	GREEN BAY	L	13-20	Raymond James Stadium	Tampa, FL	65,614	B. Johnson
Nov. 24	N.Y. GIANTS	W	19-13	Raymond James Stadium	Tampa, FL	65,648	B. Johnson
Nov. 30	at Jacksonville	L	10-17	ALLTEL Stadium	Jacksonville, FL	60,543	B. Johnson
Dec. 7	at New Orleans	W	14-7	Louisiana Superdome	New Orleans, LA	68,442	B. Johnson
Dec. 14	HOUSTON	W	16-3	Raymond James Stadium	Tampa, FL	65,124	B. Johnson
Dec. 20	ATLANTA	L	28-30	Raymond James Stadium	Tampa, FL	65,572	B. Johnson
Dec. 28	at Tennessee	L	13-33	The Coliseum	Nashville, TN	68,809	B. Johnson

Third - NFC South

2004

Head Coach: Jon Gruden

Preseason (3-1)

DATE	OPPONENT	W/L	SCORE	STADIUM	CITY	ATTEND.	STARTING QB
Aug. 16	CINCINNATI	W	20-6	Raymond James Stadium	Tampa, FL	56,184	B. Johnson
Aug. 20	at Jacksonville	L	6-14	ALLTEL Stadium	Jacksonville, FL	50,021	B. Johnson
Aug. 28	MIAMI	W	17-10	Raymond James Stadium	Tampa, FL	64,992	B. Johnson
Sept. 2	at Houston	W	17-9	Reliant Stadium	Houston, TX	70,224	B. Johnson

Won 5, Lost 11

Sept. 12	at Washington	L	10-16	FedEx Field	Landover, MD	90,098	B. Johnson
Sept. 19	SEATTLE	L	6-10	Raymond James Stadium	Tampa, FL	65,089	B. Johnson
Sept. 26	at Oakland	L	20-30	Network Associates Coliseum	Oakland, CA	60,874	B. Johnson
Oct. 3	DENVER	L	13-16	Raymond James Stadium	Tampa, FL	65,341	B. Johnson
Oct. 10	at New Orleans	W	20-17	Louisiana Superdome	New Orleans, LA	64,900	Simms
Oct. 18	at St. Louis	L	21-28	Edward Jones Dome	St. Louis, MO	66,040	Griese
Oct. 24	CHICAGO	W	19-7	Raymond James Stadium	Tampa, FL	65,550	Griese
-- bye week --							
Nov. 7	KANSAS CITY	W	34-31	Raymond James Stadium	Tampa, FL	65,495	Griese
Nov. 14	at Atlanta	L	14-24	Georgia Dome	Atlanta, GA	70,810	Griese
Nov. 21	SAN FRANCISCO	W	35-3	Raymond James Stadium	Tampa, FL	65,234	Griese
Nov. 28	at Carolina	L	14-21	Bank of America Stadium	Charlotte, NC	73,124	Griese
Dec. 5	ATLANTA	W	27-0	Raymond James Stadium	Tampa, FL	65,556	Griese
Dec. 12	at San Diego	L	24-31	Qualcomm Stadium	San Diego, CA	65,858	Griese
Dec. 19	NEW ORLEANS	L	17-21	Raymond James Stadium	Tampa, FL	65,075	Griese
Dec. 26	CAROLINA	L	20-37	Raymond James Stadium	Tampa, FL	65,380	Griese
Jan. 2	at Arizona	L	7-12	Sun Devil Stadium	Tempe, AZ	31,650	Simms

Fourth - NFC South

2005

Head Coach: Jon Gruden

Preseason (2-2)

DATE	OPPONENT	W/L	SCORE	STADIUM	CITY	ATTEND.	STARTING QB
Aug. 12	at Tennessee	W	20-17 (OT)	The Coliseum	Nashville, TN	69,010	Griese
Aug. 20	JACKSONVILLE	L	17-20	Raymond James Stadium	Tampa, FL	64,089	Griese
Aug. 27	at Miami	L	14-17	Dolphin Stadium	Miami, FL	67,892	Griese
Sept. 1	HOUSTON	W	38-14	Raymond James Stadium	Tampa, FL	63,591	Griese

Won 11, Lost 5

First - NFC South

Sept. 11	at Minnesota	W	24-13	HHH Metrodome	Minneapolis, MN	63,939	Griese
Sept. 18	BUFFALO	W	19-3	Raymond James Stadium	Tampa, FL	64,777	Griese
Sept. 25	at Green Bay	W	17-16	Lambeau Field	Green Bay, WI	70,518	Griese
Oct. 2	DETROIT	W	17-13	Raymond James Stadium	Tampa, FL	64,994	Griese
Oct. 9	at N.Y. Jets	L	12-14	Giants Stadium	East Rutherford, NJ	77,852	Griese
Oct. 16	MIAMI	W	27-13	Raymond James Stadium	Tampa, FL	65,168	Griese
-- bye week --							
Oct. 30	at San Francisco	L	10-15	Monster Park	San Francisco, CA	63,358	Simms
Nov. 6	CAROLINA	L	14-34	Raymond James Stadium	Tampa, FL	65,014	Simms
Nov. 13	WASHINGTON	W	36-35	Raymond James Stadium	Tampa, FL	65,421	Simms
Nov. 20	at Atlanta	W	30-27	Georgia Dome	Atlanta, GA	70,794	Simms
Nov. 27	CHICAGO	L	10-13	Raymond James Stadium	Tampa, FL	65,506	Simms
Dec. 4	at New Orleans	W	10-3	Tiger Stadium	Baton Rouge, LA	34,411	Simms
Dec. 11	at Carolina	W	20-10	Bank of America Stadium	Charlotte, NC	73,467	Simms
Dec. 17	at New England	L	0-28	Gillette Stadium	Foxboro, MA	68,756	Simms
Dec. 24	ATLANTA	W	27-24 (OT)	Raymond James Stadium	Tampa, FL	65,482	Simms
Jan. 1	NEW ORLEANS	W	27-13	Raymond James Stadium	Tampa, FL	65,379	Simms

NFC WILD CARD PLAYOFF GAME

Jan. 7	WASHINGTON	L	10-17	Raymond James Stadium	Tampa, FL	65,514	Simms
--------	------------	---	-------	-----------------------	-----------	--------	-------

2006

Head Coach: Jon Gruden

Preseason (1-3)

DATE	OPPONENT	W/L	SCORE	STADIUM	CITY	ATTEND.	STARTING QB
Aug. 11	N.Y. JETS	W	16-3	Raymond James Stadium	Tampa, FL	65,015	Simms
Aug. 19	MIAMI	L	10-13	Raymond James Stadium	Tampa, FL	65,140	Simms
Aug. 26	at Jacksonville	L	18-29	Alltel Stadium	Jacksonville, FL	63,161	Simms
Aug. 31	at Houston	L	13-16	Reliant Stadium	Houston, TX	70,037	Simms

Won 4, Lost 12

Fourth - NFC South

Sept. 10	BALTIMORE	L	0-27	Raymond James Stadium	Tampa, FL	65,087	Simms
Sept. 17	at Atlanta	L	3-14	Georgia Dome	Atlanta, GA	70,828	Simms
Sept. 24	CAROLINA	L	24-26	Raymond James Stadium	Tampa, FL	65,423	Simms
-- bye week --							
Oct. 8	at New Orleans	L	21-24	Louisiana Superdome	New Orleans, LA	68,183	Gradkowski
Oct. 15	CINCINNATI	W	14-13	Raymond James Stadium	Tampa, FL	65,732	Gradkowski
Oct. 22	PHILADELPHIA	W	23-21	Raymond James Stadium	Tampa, FL	65,808	Gradkowski
Oct. 29	at N.Y. Giants	L	3-17	Giants Stadium	East Rutherford, NJ	78,647	Gradkowski
Nov. 5	NEW ORLEANS	L	14-31	Raymond James Stadium	Tampa, FL	65,561	Gradkowski
Nov. 13	at Carolina	L	10-24	Bank of America Stadium	Charlotte, NC	73,573	Gradkowski
Nov. 19	WASHINGTON	W	20-17	Raymond James Stadium	Tampa, FL	65,699	Gradkowski
Nov. 23	at Dallas	L	10-38	Texas Stadium	Irving, TX	63,183	Gradkowski
Dec. 3	at Pittsburgh	L	3-20	Heinz Field	Pittsburgh, PA	59,843	Gradkowski
Dec. 10	ATLANTA	L	6-17	Raymond James Stadium	Tampa, FL	65,691	Gradkowski
Dec. 17	at Chicago	L	31-34 (OT)	Soldier Field	Chicago, IL	62,260	Gradkowski
Dec. 24	at Cleveland	W	22-7	Cleveland Browns Stadium	Cleveland, OH	69,603	Rattay
Dec. 31	SEATTLE	L	7-23	Raymond James Stadium	Tampa, FL	65,660	Rattay

Head Coach: Jon Gruden

Preseason (3-1)

DATE	OPPONENT	W/L	SCORE	STADIUM	CITY	ATTEND.	STARTING QB
Aug. 10	NEW ENGLAND	W	13-10	Raymond James Stadium	Tampa, FL	65,130	Garcia
Aug. 18	at Jacksonville	L	19-31	Jacksonville Municipal Stadium	Jacksonville, FL	66,944	Garcia
Aug. 25	at Miami	W	31-28	Dolphin Stadium	Miami, FL	65,660	Garcia
Aug. 30	HOUSTON	W	31-24	Raymond James Stadium	Tampa, FL	64,321	McCown

Won 9, Lost 7

Sept. 9	at Seattle	L	6-20	Qwest Field	Seattle, WA	68,044	Garcia
Sept. 16	NEW ORLEANS	W	31-14	Raymond James Stadium	Tampa, FL	65,178	Garcia
Sept. 23	ST. LOUIS	W	24-3	Raymond James Stadium	Tampa, FL	65,267	Garcia
Sept. 30	at Carolina	W	20-7	Bank of America Stadium	Charlotte, NC	73,707	Garcia
Oct. 7	at Indianapolis	L	14-33	RCA Dome	Indianapolis, IN	57,202	Garcia
Oct. 14	TENNESSEE	W	13-10	Raymond James Stadium	Tampa, FL	65,347	Garcia
Oct. 21	at Detroit	L	16-23	Ford Field	Detroit, MI	60,442	Garcia
Oct. 28	JACKSONVILLE	L	23-24	Raymond James Stadium	Tampa, FL	65,133	Garcia
Nov. 4	ARIZONA	W	17-10	Raymond James Stadium	Tampa, FL	65,267	Garcia
-- bye week --							
Nov. 18	at Atlanta	W	31-7	Georgia Dome	Atlanta, GA	69,480	Garcia
Nov. 25	WASHINGTON	W	19-13	Raymond James Stadium	Tampa, FL	65,596	Garcia
Dec. 2	at New Orleans	W	27-23	Louisiana Superdome	New Orleans, LA	70,009	McCown
Dec. 9	at Houston	L	14-28	Reliant Stadium	Houston, TX	70,237	McCown
Dec. 16	ATLANTA	W	37-3	Raymond James Stadium	Tampa, FL	65,133	Garcia
Dec. 23	at San Francisco	L	19-21	Monster Park	San Francisco, CA	68,193	Garcia
Dec. 30	CAROLINA	L	23-31	Raymond James Stadium	Tampa, FL	65,609	McCown

NFC WILD CARD PLAYOFF GAME

Jan. 6	N.Y. GIANTS	L	14-24	Raymond James Stadium	Tampa, FL	65,621	Garcia
--------	-------------	---	-------	-----------------------	-----------	--------	--------

Head Coach: Jon Gruden

Preseason (3-1)

DATE	OPPONENT	W/L	SCORE	STADIUM	CITY	ATTEND.	STARTING QB
Aug. 9	at Miami	W	17-6	Dolphin Stadium	Miami, FL	64,087	McCown
Aug. 17	NEW ENGLAND	W	27-10	Raymond James Stadium	Tampa, FL	63,365	Griese
Aug. 23	JACKSONVILLE	L	17-23	Raymond James Stadium	Tampa, FL	62,696	Garcia
Aug. 28	at Houston	W	16-6	Reliant Stadium	Houston, TX	70,011	McCown

Won 9, Lost 7

Sept. 7	at New Orleans	L	20-24	Louisiana Superdome	New Orleans, LA	69,881	Garcia
Sept. 14	ATLANTA	W	24-9	Raymond James Stadium	Tampa, FL	63,611	Griese
Sept. 21	at Chicago	W	27-24 (OT)	Soldier Field	Chicago, IL	62,051	Griese
Sept. 28	GREEN BAY	W	30-21	Raymond James Stadium	Tampa, FL	64,122	Griese
Oct. 5	at Denver	L	13-16	INVESCO Field at Mile High	Denver, CO	75,480	Griese
Oct. 12	CAROLINA	W	27-3	Raymond James Stadium	Tampa, FL	64,211	Garcia
Oct. 19	SEATTLE	W	20-10	Raymond James Stadium	Tampa, FL	64,811	Garcia
Oct. 26	at Dallas	L	9-13	Texas Stadium	Dallas, TX	63,254	Garcia
Nov. 2	at Kansas City	W	30-27 (OT)	Arrowhead Stadium	Kansas City, MO	74,045	Garcia
-- bye week --							
Nov. 16	MINNESOTA	W	19-13	Raymond James Stadium	Tampa, FL	65,278	Garcia
Nov. 23	at Detroit	W	38-20	Ford Field	Detroit, MI	49,096	Garcia
Nov. 30	NEW ORLEANS	W	23-20	Raymond James Stadium	Tampa, FL	64,430	Garcia
Dec. 8	at Carolina	L	23-38	Bank of America Stadium	Charlotte, NC	74,113	Garcia
Dec. 14	at Atlanta	L	10-13 (OT)	Georgia Dome	Atlanta, GA	65,045	Griese
Dec. 21	SAN DIEGO	L	24-41	Raymond James Stadium	Tampa, FL	64,778	Garcia
Dec. 28	OAKLAND	L	24-31	Raymond James Stadium	Tampa, FL	64,847	Garcia

Head Coach: Raheem Morris

Preseason (1-3)

DATE	OPPONENT	W/L	SCORE	STADIUM	CITY	ATTEND.	STARTING QB
Aug. 15	at Tennessee	L	20-27	LP Field	Nashville, TN	69,143	McCown
Aug. 22	at Jacksonville	W	24-23	Jacksonville Municipal Stadium	Jacksonville, FL	42,177	Leftwich
Aug. 27	MIAMI	L	6-10	Raymond James Stadium	Tampa, FL	63,386	Leftwich
Sept. 4	HOUSTON	L	20-27	Raymond James Stadium	Tampa, FL	63,831	Freeman

Won 3, Lost 13

DATE	OPPONENT	W/L	SCORE	STADIUM	CITY	ATTEND.	STARTING QB
Sept. 13	DALLAS	L	21-34	Raymond James Stadium	Tampa, FL	63,806	Leftwich
Sept. 20	at Buffalo	L	20-33	Ralph Wilson Stadium	Orchard Park, NY	70,318	Leftwich
Sept. 27	N.Y. GIANTS	L	0-24	Raymond James Stadium	Tampa, FL	63,689	Leftwich
Oct. 4	at Washington	L	13-16	FedEx Field	Landover, MD	86,412	J. Johnson
Oct. 11	at Philadelphia	L	14-33	Lincoln Financial Field	Philadelphia, PA	69,144	J. Johnson
Oct. 18	CAROLINA	L	21-28	Raymond James Stadium	Tampa, FL	62,422	J. Johnson
Oct. 25	NEW ENGLAND	L	7-35	Wembley Stadium	London, England	84,254	J. Johnson
-- bye week --							
Nov. 8	GREEN BAY	W	38-28	Raymond James Stadium	Tampa, FL	62,994	Freeman
Nov. 15	at Miami	L	23-25	Land Shark Stadium	Miami Gardens, FL	66,085	Freeman
Nov. 22	NEW ORLEANS	L	7-38	Raymond James Stadium	Tampa, FL	62,720	Freeman
Nov. 29	at Atlanta	L	17-20	Georgia Dome	Atlanta, GA	67,029	Freeman
Dec. 6	at Carolina	L	6-16	Bank of America Stadium	Charlotte, NC	72,455	Freeman
Dec. 13	N.Y. JETS	L	3-26	Raymond James Stadium	Tampa, FL	62,731	Freeman
Dec. 20	at Seattle	W	24-7	Qwest Field	Seattle, WA	67,011	Freeman
Dec. 27	at New Orleans	W	20-17 (OT)	Louisiana Superdome	New Orleans, LA	70,021	Freeman
Jan. 3	ATLANTA	L	10-20	Raymond James Stadium	Tampa, FL	62,578	Freeman

Fourth - NFC South

2010

Head Coach: Raheem Morris

Preseason (2-2)

DATE	OPPONENT	W/L	SCORE	STADIUM	CITY	ATTEND.	STARTING QB
Aug. 14	at Miami	L	7-10	Sun Life Stadium	Miami, FL	59,108	Freeman
Aug. 21	KANSAS CITY	W	20-15	Raymond James Stadium	Tampa, FL	41,386	Freeman
Aug. 28	JACKSONVILLE	L	13-19	Raymond James Stadium	Tampa, FL	42,640	J. Johnson
Sept. 2	at Houston	W	24-17	Reliant Stadium	Houston, TX	70,035	Carpenter

Won 10, Lost 6

DATE	OPPONENT	W/L	SCORE	STADIUM	CITY	ATTEND.	STARTING QB
Sept. 12	CLEVELAND	W	17-14	Raymond James Stadium	Tampa, FL	47,211	Freeman
Sept. 19	at Carolina	W	20-7	Bank of America Stadium	Charlotte, NC	72,577	Freeman
Sept. 26	PITTSBURGH	L	13-38	Raymond James Stadium	Tampa, FL	61,036	Freeman
-- bye week --							
Oct. 10	at Cincinnati	W	24-21	Paul Brown Stadium	Cincinnati, OH	63,888	Freeman
Oct. 17	NEW ORLEANS	L	6-31	Raymond James Stadium	Tampa, FL	51,759	Freeman
Oct. 24	ST. LOUIS	W	18-17	Raymond James Stadium	Tampa, FL	42,020	Freeman
Oct. 31	at Arizona	W	38-35	University of Phoenix Stadium	Glendale, AZ	61,857	Freeman
Nov. 7	at Atlanta	L	21-27	Georgia Dome	Atlanta, GA	67,266	Freeman
Nov. 14	CAROLINA	W	31-16	Raymond James Stadium	Tampa, FL	44,264	Freeman
Nov. 21	at San Francisco	W	21-0	Candlestick Park	San Francisco, CA	69,732	Freeman
Nov. 28	at Baltimore	L	10-17	M&T Bank Stadium	Baltimore, MD	70,989	Freeman
Dec. 5	ATLANTA	L	24-28	Raymond James Stadium	Tampa, FL	53,955	Freeman
Dec. 12	at Washington	W	17-16	FedEx Field	Landover, MD	66,124	Freeman
Dec. 19	DETROIT	L	20-23	Raymond James Stadium	Tampa, FL	47,692	Freeman
Dec. 26	SEATTLE	W	38-15	Raymond James Stadium	Tampa, FL	46,576	Freeman
Jan. 2	at New Orleans	W	23-13	Louisiana Superdome	New Orleans, LA	70,068	Freeman

Third - NFC South

Head Coach: Raheem Morris

Preseason (2-2)

DATE	OPPONENT	W/L	SCORE	STADIUM	CITY	ATTEND.	STARTING QB
Aug. 12	at Kansas City	W	25-0	Arrowhead Stadium	Kansas City, MO	67,537	Freeman
Aug. 18	NEW ENGLAND	L	14-31	Raymond James Stadium	Tampa, FL	49,313	Freeman
Aug. 27	MIAMI	W	17-13	Raymond James Stadium	Tampa, FL	44,732	Freeman
Sept. 1	at Washington	L	24-29	FedExField	Landover, MD	58,937	Carpenter

Won 4, Lost 12

Fourth - NFC South

Sept. 11	DETROIT	L	20-27	Raymond James Stadium	Tampa, FL	51,274	Freeman
Sept. 18	at Minnesota	W	24-20	HHH Metrodome	Minneapolis, MN	62,461	Freeman
Sept. 25	ATLANTA	W	16-13	Raymond James Stadium	Tampa, FL	46,995	Freeman
Oct. 3	INDIANAPOLIS	W	24-17	Raymond James Stadium	Tampa, FL	63,972	Freeman
Oct. 9	at San Francisco	L	3-48	Candlestick Park	San Francisco, CA	69,732	Freeman
Oct. 16	NEW ORLEANS	W	26-20	Raymond James Stadium	Tampa, FL	56,590	Freeman
Oct. 23	CHICAGO	L	18-24	Wembley Stadium	London, UK	76,981	Freeman
-- bye week --							
Nov. 6	at New Orleans	L	16-27	Mercedes-Benz Superdome	New Orleans, LA	73,043	Freeman
Nov. 13	HOUSTON	L	9-37	Raymond James Stadium	Tampa, FL	56,037	Freeman
Nov. 20	at Green Bay	L	26-35	Lambeau Field	Green Bay, WI	70,498	Freeman
Nov. 27	at Tennessee	L	17-23	LP Field	Nashville, TN	69,143	Freeman
Dec. 4	CAROLINA	L	19-38	Raymond James Stadium	Tampa, FL	56,270	J. Johnson
Dec. 11	at Jacksonville	L	14-41	Everbank Field	Jacksonville, FL	62,562	Freeman
Dec. 17	DALLAS	L	15-31	Raymond James Stadium	Tampa, FL	65,162	Freeman
Dec. 24	at Carolina	L	16-48	Bank of America Stadium	Charlotte, NC	70,363	Freeman
Jan. 1	at Atlanta	L	24-45	Georgia Dome	Atlanta, GA	68,167	Freeman

Head Coach: Greg Schiano

Preseason (2-2)

DATE	OPPONENT	W/L	SCORE	STADIUM	CITY	ATTEND.	STARTING QB
Aug. 10	at Miami	W	20-7	Sun Life Stadium	Miami, FL	46,330	Freeman
Aug. 17	TENNESSEE	L	7-30	Raymond James Stadium	Tampa, FL	45,633	Freeman
Aug. 24	NEW ENGLAND	W	30-28	Raymond James Stadium	Tampa, FL	47,440	Freeman
Aug. 29	at Washington	L	3-30	FedExField	Landover, MD	56,555	Ratliff

Won 7, Lost 9

Fourth - NFC South

Sept. 9	CAROLINA	W	16-10	Raymond James Stadium	Tampa, FL	51,533	Freeman
Sept. 16	at N.Y. Giants	L	34-41	MetLife Stadium	East Rutherford, NJ	76,964	Freeman
Sept. 23	at Dallas	L	10-16	Cowboys Stadium	Arlington, TX	81,984	Freeman
Sept. 30	WASHINGTON	L	22-24	Raymond James Stadium	Tampa, FL	58,191	Freeman
-- bye week --							
Oct. 14	KANSAS CITY	W	38-10	Raymond James Stadium	Tampa, FL	46,500	Freeman
Oct. 21	NEW ORLEANS	L	28-35	Raymond James Stadium	Tampa, FL	58,906	Freeman
Oct. 25	at Minnesota	W	36-17	HHH Metrodome	Minneapolis, MN	60,860	Freeman
Nov. 4	at Oakland	W	42-32	O.co Coliseum	Oakland, CA	52,055	Freeman
Nov. 11	SAN DIEGO	W	34-24	Raymond James Stadium	Tampa, FL	54,813	Freeman
Nov. 18	at Carolina	W	27-21 (OT)	Bank of America Stadium	Charlotte, NC	72,603	Freeman
Nov. 25	ATLANTA	L	23-24	Raymond James Stadium	Tampa, FL	54,400	Freeman
Dec. 2	at Denver	L	23-31	Sports Authority Field	Denver, CO	76,432	Freeman
Dec. 9	PHILADELPHIA	L	23-21	Raymond James Stadium	Tampa, FL	64,941	Freeman
Dec. 16	at New Orleans	L	0-41	Mercedes-Benz Superdome	New Orleans, LA	73,096	Freeman
Dec. 23	ST. LOUIS	L	13-28	Raymond James Stadium	Tampa, FL	51,535	Freeman
Dec. 30	at Atlanta	W	22-17	Georgia Dome	Atlanta, GA	69,644	Freeman

2013

Head Coach: Greg Schiano

Preseason (1-3)

DATE	OPPONENT	W/L	SCORE	STADIUM	CITY	ATTEND.	STARTING QB
Aug. 8	BALTIMORE	L	16-41	Raymond James Stadium	Tampa, FL	47,599	Freeman
Aug. 16	at New England	L	21-25	Gillette Stadium	Foxborough, MA	68,756	Freeman
Aug. 24	at Miami	W	17-16	Sun Life Stadium	Miami, FL	52,789	Freeman
Aug. 29	WASHINGTON	L	12-30	Raymond James Stadium	Tampa, FL	46,264	Glennon

Won 4, Lost 12

DATE	OPPONENT	W/L	SCORE	STADIUM	CITY	ATTEND.	STARTING QB
Sept. 8	at N.Y. Jets	L	17-18	MetLife Stadium	East Rutherford, NJ	76,957	Freeman
Sept. 15	NEW ORLEANS	L	14-16	Raymond James Stadium	Tampa, FL	60,870	Freeman
Sept. 22	at New England	L	3-23	Gillette Stadium	Foxborough, MA	68,756	Freeman
Sept. 29	ARIZONA	L	10-13	Raymond James Stadium	Tampa, FL	44,956	Glennon
-- bye week --							
Oct. 13	PHILADELPHIA	L	20-31	Raymond James Stadium	Tampa, FL	62,505	Glennon
Oct. 20	at Atlanta	L	23-31	Georgia Dome	Atlanta, GA	69,522	Glennon
Oct. 24	CAROLINA	L	13-31	Raymond James Stadium	Tampa, FL	59,073	Glennon
Nov. 3	at Seattle	L	24-27(OT)	CenturyLink Field	Seattle, WA	67,873	Glennon
Nov. 11	MIAMI	W	22-19	Raymond James Stadium	Miami, FL	64,448	Glennon
Nov. 17	ATLANTA	W	41-28	Raymond James Stadium	Tampa, FL	55,360	Glennon
Nov. 24	at Detroit	W	24-21	Ford Field	Detroit, MI	62,098	Glennon
Dec. 1	at Carolina	L	6-27	Bank of America Stadium	Charlotte, NC	72,795	Glennon
Dec. 8	BUFFALO	W	27-6	Raymond James Stadium	Tampa, FL	59,194	Glennon
Dec. 15	SAN FRANCISCO	L	14-33	Raymond James Stadium	Tampa, FL	64,142	Glennon
Dec. 22	at St. Louis	L	13-23	Edward Jones Dome	St. Louis, MO	54,423	Glennon
Dec. 29	at New Orleans	L	17-42	Mercedes-Benz Superdome	New Orleans, LA	73,150	Glennon

Fourth - NFC South

2014

Head Coach: Lovie Smith

Preseason (1-3)

DATE	OPPONENT	W/L	SCORE	STADIUM	CITY	ATTEND.	STARTING QB
Aug. 8	at Jacksonville	L	10-16	EverBank Field	Jacksonville, FL	59,100	McCown
Aug. 16	MIAMI	L	14-20	Raymond James Stadium	Tampa, FL	50,555	McCown
Aug. 23	at Buffalo	W	27-14	Ralph Wilson Stadium	Orchard Park, NY	66,764	McCown
Aug. 28	WASHINGTON	L	10-24	Raymond James Stadium	Tampa, FL	50,239	Glennon

Won 2, Lost 14

DATE	OPPONENT	W/L	SCORE	STADIUM	CITY	ATTEND.	STARTING QB
Sept. 7	CAROLINA	L	14-20	Raymond James Stadium	Tampa, FL	62,442	McCown
Sept. 14	ST. LOUIS	L	17-19	Raymond James Stadium	Tampa, FL	59,923	McCown
Sept. 18	at Atlanta	L	14-56	Georgia Dome	Atlanta, GA	70,318	McCown
Sept. 28	at Pittsburgh	W	27-24	Heinz Field	Pittsburgh, PA	62,910	Glennon
Oct. 5	at New Orleans	L	31-37 (OT)	Mercedes-Benz Superdome	New Orleans, LA	73,004	Glennon
Oct. 12	BALTIMORE	L	17-48	Raymond James Stadium	Tampa, FL	60,041	Glennon
-- bye week --							
Oct. 26	MINNESOTA	L	13-19 (OT)	Raymond James Stadium	Tampa, FL	56,577	Glennon
Nov. 2	at Cleveland	L	17-22	FirstEnergy Stadium	Cleveland, OH	67,431	Glennon
Nov. 9	ATLANTA	L	17-27	Raymond James Stadium	Tampa, FL	57,751	McCown
Nov. 16	at Washington	W	27-7	FedEx Field	Landover, MD	77,442	McCown
Nov. 23	at Chicago	L	13-21	Soldier Field	Chicago, IL	61,109	McCown
Nov. 30	CINCINNATI	L	13-14	Raymond James Stadium	Tampa, FL	56,340	McCown
Dec. 7	at Detroit	L	17-34	Ford Field	Detroit, MI	61,489	McCown
Dec. 14	at Carolina	L	17-19	Bank of America Stadium	Charlotte, NC	72,842	McCown
Dec. 21	GREEN BAY	L	3-20	Raymond James Stadium	Tampa, FL	64,247	McCown
Dec. 28	NEW ORLEANS	L	20-23	Raymond James Stadium	Tampa, FL	58,952	McCown

Fourth - NFC South

Head Coach: Lovie Smith

Preseason (2-2)

DATE	OPPONENT	W/L	SCORE	STADIUM	CITY	ATTEND.	STARTING QB
Aug. 15	at Minnesota	L	16-26	TCF Bank Stadium	Minneapolis, MN	50,610	Winston
Aug. 24	CINCINNATI	W	25-11	Raymond James Stadium	Tampa, FL	47,728	Winston
Aug. 29	CLEVELAND	L	7-31	Raymond James Stadium	Tampa, FL	51,521	Winston
Sept. 3	at Miami	W	22-17	Sun Life Stadium	Miami, FL	49,675	Glennon

Won 6, Lost 10

Fourth - NFC South

Sept. 13	TENNESSEE	L	14-42	Raymond James Stadium	Tampa, FL	63,945	Winston
Sept. 20	at New Orleans	W	26-19	Mercedes-Benz Superdome	New Orleans, LA	73,006	Winston
Sept. 27	at Houston	L	9-19	Reliant Stadium	Houston, TX	71,718	Winston
Oct. 4	CAROLINA	L	23-37	Raymond James Stadium	Tampa, FL	57,468	Winston
Oct. 11	JACKSONVILLE	W	38-31	Raymond James Stadium	Tampa, FL	58,490	Winston
-- bye week --							
Oct. 25	at Washington	L	30-31	FedEx Field	Landover, MD	72,912	Winston
Nov. 1	at Atlanta	W	23-20 (OT)	Georgia Dome	Atlanta, GA	70,524	Winston
Nov. 8	N.Y. GIANTS	L	18-32	Raymond James Stadium	Tampa, FL	64,351	Winston
Nov. 15	DALLAS	W	10-6	Raymond James Stadium	Tampa, FL	64,133	Winston
Nov. 22	at Philadelphia	W	45-17	Lincoln Financial Field	Philadelphia, PA	69,596	Winston
Nov. 29	at Indianapolis	L	12-25	Lucas Oil Stadium	Indianapolis, IN	65,696	Winston
Dec. 6	ATLANTA	W	23-19	Raymond James Stadium	Tampa, FL	58,221	Winston
Dec. 13	NEW ORLEANS	L	17-24	Raymond James Stadium	Tampa, FL	62,138	Winston
Dec. 17	at St. Louis	L	23-31	Edward Jones Dome	St. Louis, MO	51,295	Winston
Dec. 27	CHICAGO	L	21-26	Raymond James Stadium	Tampa, FL	63,734	Winston
Jan. 3	at Carolina	L	10-38	Bank of America Stadium	Charlotte, NC	74,169	Winston

Head Coach: Dirk Koetter

Preseason (2-2)

DATE	OPPONENT	W/L	SCORE	STADIUM	CITY	ATTEND.	STARTING QB
Aug. 11	at Philadelphia	L	9-17	Lincoln Financial Field	Philadelphia, PA	69,596	Winston
Aug. 20	at Jacksonville	W	27-21	EverBank Field	Jacksonville, FL	59,782	Winston
Aug. 26	CLEVELAND	W	30-13	Raymond James Stadium	Tampa, FL	46,848	Winston
Aug. 31	WASHINGTON	L	13-20	Raymond James Stadium	Tampa, FL	42,996	Glennon

Won 9, Lost 7

Second - NFC South

Sept. 11	at Atlanta	W	31-24	Georgia Dome	Atlanta, GA	69,382	Winston
Sept. 18	at Arizona	L	7-40	University of Phoenix Stadium	Glendale, AZ	64,230	Winston
Sept. 25	L.A. RAMS	L	32-37	Raymond James Stadium	Tampa, FL	55,009	Winston
Oct. 2	DENVER	L	7-27	Raymond James Stadium	Tampa, FL	60,375	Winston
Oct. 10	at Carolina	W	17-14	Bank of America Stadium	Charlotte, NC	73,425	Winston
-- bye week --							
Oct. 23	at San Francisco	W	34-17	Levi's Stadium	Santa Clara, CA	70,178	Winston
Oct. 30	OAKLAND	L	24-30 (OT)	Raymond James Stadium	Tampa, FL	61,068	Winston
Nov. 3	ATLANTA	L	28-43	Raymond James Stadium	Tampa, FL	57,797	Winston
Nov. 13	CHICAGO	W	36-10	Raymond James Stadium	Tampa, FL	62,898	Winston
Nov. 20	at Kansas City	W	19-17	Arrowhead Stadium	Kansas City, MO	72,277	Winston
Nov. 27	SEATTLE	W	14-5	Raymond James Stadium	Tampa, FL	63,674	Winston
Dec. 4	at San Diego	W	28-21	Qualcomm Stadium	San Diego, CA	53,832	Winston
Dec. 11	NEW ORLEANS	W	16-11	Raymond James Stadium	Tampa, FL	62,140	Winston
Dec. 18	at Dallas	L	20-26	AT&T Stadium	Arlington, TX	93,101	Winston
Dec. 24	at New Orleans	L	24-31	Mercedes-Benz Superdome	New Orleans, LA	73,177	Winston
Jan. 1	CAROLINA	W	17-16	Raymond James Stadium	Tampa, FL	62,037	Winston

2017

Head Coach: Dirk Koetter

Preseason (1-3)

DATE	OPPONENT	W/L	SCORE	STADIUM	CITY	ATTEND.	STARTING QB
Aug. 11	at Cincinnati	L	12-23	Paul Brown Stadium	Cincinnati, OH	44,495	Winston
Aug. 17	at Jacksonville	W	12-8	EverBank Field	Jacksonville, FL	56,266	Winston
Aug. 26	CLEVELAND	L	9-13	Raymond James Stadium	Tampa, FL	51,349	Winston
Aug. 31	WASHINGTON	L	10-13	Raymond James Stadium	Tampa, FL	51,368	Fitzpatrick

Won 5, Lost 11

-- bye week --

DATE	OPPONENT	W/L	SCORE	STADIUM	CITY	ATTEND.	STARTING QB
Sept. 17	CHICAGO	W	29-7	Raymond James Stadium	Tampa, FL	56,640	Winston
Sept. 24	at Minnesota	L	17-34	U.S. Bank Stadium	Minneapolis, MN	66,390	Winston
Oct. 1	N.Y. GIANTS	W	25-23	Raymond James Stadium	Tampa, FL	63,916	Winston
Oct. 5	NEW ENGLAND	L	14-19	Raymond James Stadium	Tampa, FL	64,476	Winston
Oct. 15	at Arizona	L	33-38	University of Phoenix Stadium	Glendale, AZ	63,999	Winston
Oct. 22	at Buffalo	L	27-30	New Era Field	Orchard Park, NY	68,561	Winston
Oct. 29	CAROLINA	L	3-17	Raymond James Stadium	Tampa, FL	58,545	Winston
Nov. 5	at New Orleans	L	10-30	Mercedes-Benz Superdome	New Orleans, LA	73,121	Winston
Nov. 12	N.Y. JETS	W	15-10	Raymond James Stadium	Tampa, FL	57,911	Fitzpatrick
Nov. 19	at Miami	W	30-20	Hard Rock Stadium	Miami, FL	65,089	Fitzpatrick
Nov. 26	at Atlanta	L	20-34	Mercedes-Benz Stadium	Atlanta, GA	71,036	Fitzpatrick
Dec. 3	at Green Bay	L	20-26 (OT)	Lambeau Field	Green Bay, WI	77,684	Winston
Dec. 10	DETROIT	L	21-24	Raymond James Stadium	Tampa, FL	60,372	Winston
Dec. 18	ATLANTA	L	21-24	Raymond James Stadium	Tampa, FL	62,382	Winston
Dec. 24	at Carolina	L	19-22	Bank of America Stadium	Charlotte, NC	71,463	Winston
Dec. 31	NEW ORLEANS	W	31-24	Raymond James Stadium	Tampa, FL	55,376	Winston

Fourth - NFC South

2018

Head Coach: Dirk Koetter

Preseason (2-2)

DATE	OPPONENT	W/L	SCORE	STADIUM	CITY	ATTEND.	STARTING QB
Aug. 9	at Miami	W	26-24	Hard Rock Stadium	Miami, FL	51,042	Fitzpatrick
Aug. 18	at Tennessee	W	30-14	Nissan Stadium	Nashville, TN	60,034	Fitzpatrick
Aug. 24	DETROIT	L	30-33	Raymond James Stadium	Tampa, FL	44,868	Fitzpatrick
Aug. 30	JACKSONVILLE	L	10-25	Raymond James Stadium	Tampa, FL	44,254	Griffin

Won 5, Lost 11

Fourth - NFC South

DATE	OPPONENT	W/L	SCORE	STADIUM	CITY	ATTEND.	STARTING QB
Sept. 9	at New Orleans	W	48-40	Mercedes-Benz Superdome	New Orleans, LA	73,038	Fitzpatrick
Sept. 16	PHILADELPHIA	W	27-21	Raymond James Stadium	Tampa, FL	56,552	Fitzpatrick
Oct. 1	PITTSBURGH	L	27-30	Raymond James Stadium	Tampa, FL	62,571	Fitzpatrick
Oct. 5	at Chicago	L	10-48	Soldier Field	Chicago, IL	61,893	Fitzpatrick
-- bye week --							
Oct. 14	at Atlanta	L	29-34	Mercedes-Benz Stadium	Atlanta, GA	72,665	Winston
Oct. 21	CLEVELAND	L	W26-23 (OT)	Raymond James Stadium	Tampa, FL	53,682	Winston
Oct. 28	at Cincinnati	L	34-37	Paul Brown Stadium	Cincinnati, OH	45,134	Winston
Nov. 4	at Carolina	L	28-42	Bank of America Stadium	Charlotte, NC	73,513	Fitzpatrick
Nov. 11	WASHINGTON	L	3-16	Raymond James Stadium	Tampa, FL	52,667	Fitzpatrick
Nov. 18	at N.Y. Giants	L	35-38	MetLife Stadium	East Rutherford, NJ	75,863	Fitzpatrick
Nov. 25	SAN FRANCISCO	W	27-9	Raymond James Stadium	Tampa, FL	50,436	Winston
Dec. 2	CAROLINA	W	24-17	Raymond James Stadium	Tampa, FL	52,568	Winston
Dec. 9	NEW ORLEANS	L	14-28	Raymond James Stadium	Tampa, FL	53,495	Winston
Dec. 16	at Baltimore	L	12-20	M&T Bank Stadium	Baltimore, MD	70,031	Winston
Dec. 23	at Dallas	L	20-27	AT&T Stadium	Dallas, TX	92,851	Winston
Dec. 30	ATLANTA	L	32-34	Raymond James Stadium	Tampa, FL	52,884	Winston

Head Coach: Bruce Arians

Preseason (3-1)

DATE	OPPONENT	W/L	SCORE	STADIUM	CITY	ATTEND.	STARTING QB
Aug. 9	at Pittsburgh	L	28-30	Heinz Field	Pittsburgh, PA	45,396	Winston
Aug. 16	MIAMI	W	16-14	Raymond James Stadium	Tampa, FL	40,013	Winston
Aug. 23	CLEVELAND	W	13-12	Raymond James Stadium	Tampa, FL	44,006	Winston
Aug. 29	at Dallas	W	17-15	Raymond James Stadium	Tampa, FL	81,329	Griffin
Won 7, Lost 9						Third - NFC South	
Sept. 8	SAN FRANCISCO	L	17-31	Raymond James Stadium	Tampa, FL	55,976	Winston
Sept. 13	at Carolina	W	14-20	Bank of America Stadium	Charlotte, NC	71,101	Winston
Sept. 22	NEW YORK GIANTS	L	31-32	Raymond James Stadium	Tampa, FL	55,070	Winston
Sept. 29	at Los Angeles Rams	W	55-40	Los Angeles Memorial Coliseum	Los Angeles, CA	68,117	Winston
Oct. 6	at New Orleans	L	24-31	Mercedes-Benz Superdome	New Orleans, LA	73,029	Winston
Oct. 13	CAROLINA	L	26-37	Tottenham Hotspur Stadium	London, UK	60,087	Winston
Oct. 27	at Tennessee	L	23-27	Nissan Stadium	Nashville, TN	62,073	Winston
Nov. 3	at Seattle	L	34-40 (OT)	CenturyLink Field	Seattle, WA	69,948	Winston
Nov. 10	ARIZONA	W	30-27	Raymond James Stadium	Tampa, FL	40,038	Winston
Nov. 17	NEW ORLEANS	L	17-34	Raymond James Stadium	Tampa, FL	54,333	Winston
Nov. 24	at Atlanta	W	35-22	Mercedes-Benz Stadium	Atlanta, GA	71,463	Winston
Dec. 1	at Jacksonville	W	28-11	TIAA Bank Field	Jacksonville, FL	62,633	Winston
Dec. 8	INDIANAPOLIS	W	38-35	Raymond James Stadium	Tampa, FL	50,232	Winston
Dec. 15	at Detroit	W	38-17	Ford Field	Detroit, MI	56,515	Winston
Dec. 21	HOUSTON	L	20-23	Raymond James Stadium	Tampa, FL	49,036	Winston
Dec. 29	ATLANTA	L	22-28 (OT)	Raymond James Stadium	Tampa, FL	50,417	Winston

· Sellout (1976-2015)

·· Sellout 72 hours prior to kickoff (1976-2013)

PRESEASON WIN-LOSS SUMMARY

OPPONENT	W	L	T	PCT.	PF	PA	HOME	ROAD	NEUTRAL
Arizona*	0	2	0	.000	24	47	1-1	0-0	0-0
Atlanta	7	9	0	.438	289	288	5-2	1-6	1-1
Baltimore	0	1	0	.000	16	41	0-1	0-0	0-0
Buffalo	2	2	0	.500	72	57	0-0	1-1	1-1
Chicago	0	1	0	.000	7	10	0-1	0-0	0-0
Cincinnati	9	5	0	.643	278	244	7-3	2-2	0-0
Cleveland	6	5	0	.545	174	166	4-4	2-1	0-0
Dallas	1	0	0	1.000	17	15	0-0	1-0	0-0
Detroit	0	1	0	.000	30	33	0-1	0-0	0-0
Denver	0	2	0	.000	17	54	0-1	0-1	0-0
Green Bay	1	1	0	.500	16	17	1-0	0-1	0-0
Houston	7	2	0	.778	210	128	3-1	4-1	0-0
Indianapolis**	2	3	0	.400	60	85	2-1	0-2	0-0
Jacksonville	5	8	0	.385	203	235	1-4	4-4	0-0
Kansas City	5	1	0	.833	132	60	3-0	2-0	0-1
Los Angeles*****	0	2	0	.000	19	52	0-0	0-2	0-0
Miami	15	17	0	.469	502	516	6-10	8-7	1-0
Minnesota	0	1	0	.000	16	26	0-0	0-1	0-0
New England	8	3	0	.727	302	190	6-2	1-1	1-0
New Orleans	4	1	0	.800	68	47	2-0	2-1	0-0
N.Y. Jets	4	3	0	.571	119	92	3-2	0-0	1-1
Oakland***	1	0	0	1.000	41	7	0-0	1-0	0-0
Philadelphia	1	1	0	.500	44	24	1-0	0-1	0-0
Pittsburgh	2	3	0	.400	108	98	1-1	0-2	1-0
Seattle	0	3	0	.000	9	77	0-0	0-2	0-1
Tennessee*****	7	3	0	.700	225	200	3-1	4-2	0-0
Washington	5	11	0	.313	206	210	4-9	1-2	0-0

* Franchise known as Phoenix Cardinals 1988-93; located in St. Louis prior to 1988

** Franchise located in Baltimore prior to 1984

*** Franchise located in Los Angeles from 1982-94

**** Franchise located in St. Louis from 1995-2015

***** Franchise located in Houston prior to 1997

REGULAR SEASON WIN-LOSS SUMMARY

OPPONENT	W	L	T	PCT	PF	PA	HOME	ROAD	LONG		CURRENT
									WIN STRK	LOSS STRK	
Arizona*	10	11	0	.476	396	423	7-5	3-6	3	5	W1
Atlanta	25	28	0	.472	1,170	1,135	14-14	11-14	6	5	L1
Baltimore	2	4	0	.333	86	122	1-2	1-2	2	4	L4
Buffalo	7	4	0	.636	242	186	7-2	0-2	4	1	L1
Carolina	15	24	0	.385	692	864	7-12	8-12	3	6	L1
Chicago	20	39	0	.339	962	1,279	14-17	6-22	6	12	L1
Cincinnati	7	5	0	.583	247	233	2-2	5-3	6	2	L2
Cleveland	4	6	0	.400	170	211	3-3	1-3	3	5	W1
Dallas	4	13	0	.235	248	327	3-3	1-10	3	6	L2
Denver	2	7	0	.222	128	202	1-3	1-4	1	3	L4
Detroit	27	31	0	.466	1,036	1,240	13-15	14-16	4	5	W1
Green Bay	21	32	1	.398	873	1,058	14-13-1	7-19	4	6	L3
Houston	1	4	0	.200	68	110	1-2	0-2	1	4	L4
Indianapolis**	6	8	0	.429	315	371	4-3	2-5	2	3	W1
Jacksonville	3	4	0	.429	154	169	2-1	1-3	2	4	W2
Kansas City	7	5	0	.583	243	233	4-2	3-3	5	4	W5
L.A. Chargers*****3	8	8	0	.273	212	300	1-5	2-3	2	6	W2
L.A. Rams****	9	14	0	.391	506	570	7-7	2-7	4	6	W1
Miami	6	5	0	.545	258	242	4-2	2-3	3	3	W2
Minnesota	22	33	0	.400	1,000	1,183	13-14	9-19	6	5	L2
New England	2	7	0	.261	107	201	1-4	1-3	2	4	L4
New Orleans	21	35	0	.375	1,068	1,281	9-16	12-19	2	7	L3
N.Y. Giants	7	15	0	.318	381	427	6-7	1-8	2	4	L2
N.Y. Jets	2	10	0	.167	177	301	2-3	0-7	1	8	W1
Oakland***	2	7	0	.222	182	279	1-2	1-5	1	3	L1
Philadelphia	7	8	0	.467	271	281	3-4	4-4	3	3	W2
Pittsburgh	2	9	0	.181	158	263	1-6	1-3	1	4	L1
San Francisco	6	18	0	.250	273	551	3-6	3-12	2	9	L1
Seattle	5	9	0	.357	256	242	3-4	2-5	3	4	L1
Tennessee*****	2	10	0	.167	201	300	2-2	0-8	1	5	L3
Washington	10	11	0	.476	404	381	6-5	4-6	4	4	L2

* Franchise known as Phoenix Cardinals 1988-93; located in St. Louis prior to 1988
 ** Franchise located in Baltimore prior to 1984
 *** Franchise located in Los Angeles from 1982-94

**** Franchise located in St. Louis from 1995-2015
 ***** Franchise located in Houston prior to 1997
 ***** Franchise located in San Diego from 1961-2016

POSTSEASON WIN-LOSS SUMMARY

OPPONENT	W	L	T	PCT.	PF	PA	HOME REC.	ROAD REC.	LONG	LONG
									WIN STR.	LOSS STR.
Dallas	0	2	0	.000	17	68	0-0	0-2	-	2
Detroit	1	0	0	1.000	20	10	1-0	0-0	1	-
Green Bay	0	1	0	.000	7	21	0-0	0-1	-	1
N.Y. Giants	0	1	0	.000	14	24	0-1	0-0	-	1
Oakland*	1	0	0	1.000	48	21	0-0	0-0	1	-
Philadelphia	2	2	0	.500	63	79	1-0	1-2	1	2
Los Angeles **	0	2	0	.000	6	20	0-1	0-1	-	2
San Francisco	1	0	0	1.000	31	6	1-0	0-0	1	-
Washington	1	1	0	.500	24	30	1-1	0-0	1	1

* Super Bowl XXXVII played in San Diego at Qualcomm Stadium
 ** Franchise located in St. Louis from 1995-2015

FRONT OFFICE

PLAYERS

2019 REVIEW

HISTORY

RECORDS

SIDELINES

TEAM-BY-TEAM RESULTS

ARIZONA[^]

1977	Buccaneers, 17-7 (TB)
1981	Buccaneers, 20-10 (TB)
1983	Cardinals, 34-27 (TB)
1985	Buccaneers, 16-0 (TB)
1986	Cardinals, 30-19 (TB)
	Cardinals, 21-17 (STL)
1987	Cardinals, 31-28 (STL)
	Cardinals, 31-14 (TB)
1988	Cardinals, 30-24 (TB)
1989	Buccaneers, 14-13 (P)
1992	Buccaneers, 23-7 (TB)
	Buccaneers, 7-3 (P)
1996	Cardinals, 13-9 (A)
1997	Buccaneers, 19-18 (TB)
2004	Cardinals, 12-7 (A)
2007	Buccaneers, 17-10 (TB)
2010	Buccaneers, 38-35 (A)
2013	Cardinals, 13-10 (TB)
2016	Cardinals, 40-7 (A)
2017	Cardinals 38-33 (A)
2019	Buccaneers, 30-27 (TB)

[^] Franchise known as Phoenix Cardinals 1988-93; located in St. Louis prior to 1988

ATLANTA

1977	Falcons, 17-0 (TB)
1978	Buccaneers, 14-9 (TB)
1979	Falcons, 17-14 (A)
1981	Buccaneers, 24-23 (TB)
1984	Buccaneers, 23-6 (TB)
1986	Falcons, 23-20 (TB) *
1987	Buccaneers, 48-10 (TB)
1988	Falcons, 17-10 (A)
1990	Buccaneers, 23-17 (TB)
1991	Falcons, 43-7 (A)
1992	Falcons, 35-7 (TB)
1993	Buccaneers, 31-24 (A)
1994	Falcons, 34-13 (A)
1995	Falcons, 24-21 (TB)
1997	Buccaneers, 31-10 (A)
1999	Buccaneers, 19-10 (TB)
2000	Buccaneers, 27-14 (A)
2002	Buccaneers, 20-6 (A)
	Buccaneers, 34-10 (TB)
2003	Buccaneers, 31-10 (A)
	Falcons, 30-28 (TB)
	Falcons, 24-14 (A)
2004	Buccaneers, 27-0 (TB)
	Buccaneers, 30-27 (A)
	Buccaneers, 27-24 (TB)*
2006	Falcons, 14-3 (A)
	Falcons, 17-6 (TB)
2007	Buccaneers, 31-7 (A)
	Buccaneers, 37-3 (TB)
2008	Buccaneers, 24-9 (TB)
	Falcons, 13-10 (A)*
	Falcons, 20-17 (A)
2009	Falcons, 20-10 (TB)
2010	Falcons, 27-21 (A)
	Falcons, 28-24 (TB)
2011	Buccaneers, 16-13 (TB)
	Falcons, 45-24 (A)
2012	Falcons, 24-23 (TB)
	Buccaneers, 22-17 (A)
2013	Falcons, 31-23 (A)
	Buccaneers, 41-28 (TB)
2014	Falcons, 56-14 (A)
	Falcons, 27-17 (TB)
2015	Buccaneers, 23-20 (A)*
	Buccaneers, 23-19 (TB)
2016	Buccaneers, 31-24 (A)
	Falcons, 43-28 (TB)
2017	Falcons, 34-20 (A)
	Falcons, 24-21 (TB)
2018	Falcons, 34-29 (A)
	Buccaneers, 34-32 (A)
2019	Buccaneers, 35-22 (A)
	Falcons, 28-22 (TB)*

* Overtime

BALTIMORE

2001	Buccaneers, 22-10 (TB)
2002	Buccaneers, 25-0 (B)
2006	Ravens, 27-0 (TB)
2010	Ravens, 17-10 (B)
2014	Ravens, 48-17 (TB)
2018	Ravens, 20-12 (B)

BUFFALO

1976	Bills, 14-9 (TB)
1978	Buccaneers, 31-10 (TB)
1982	Buccaneers, 24-23 (TB)
1986	Buccaneers, 34-28 (TB)
1988	Buccaneers, 10-5 (TB)
1991	Bills, 17-10 (TB)
2000	Buccaneers, 31-17 (TB)
2005	Buccaneers, 19-3 (TB)
2009	Bills, 33-20 (B)
2013	Buccaneers, 27-6 (TB)
2017	Bills, 30-27 (B)

CAROLINA

1995	Buccaneers, 20-13 (C)
1996	Panthers, 24-0 (C)
1998	Buccaneers, 16-13 (TB)
2002	Buccaneers, 12-9 (C)
	Buccaneers, 23-10 (TB)
2003	Panthers, 12-9 (TB)*
	Panthers, 27-24 (C)
2004	Panthers, 21-14 (C)
	Panthers, 37-20 (TB)
2005	Panthers, 34-14 (TB)
	Buccaneers, 20-10 (C)
2006	Panthers, 26-24 (TB)
	Panthers, 24-10 (C)
2007	Buccaneers, 20-7 (C)
	Panthers, 31-23 (TB)
2008	Buccaneers, 27-3 (TB)
	Panthers, 38-23 (C)
2009	Panthers, 28-21 (TB)
	Panthers, 16-6 (A)
2010	Buccaneers, 20-7 (C)
	Buccaneers, 31-16 (TB)
2011	Panthers, 38-19 (TB)
	Panthers, 48-16 (C)
2012	Buccaneers, 16-10 (TB)
	Buccaneers, 27-21 (C)*
2013	Panthers, 31-13 (TB)
	Panthers, 27-6 (C)
2014	Panthers, 20-14 (TB)
	Panthers, 19-17 (C)
2015	Panthers, 37-23 (TB)
	Panthers, 38-10 (C)
2016	Buccaneers, 17-14 (C)
	Buccaneers, 17-16 (TB)
2017	Panthers, 17-3 (TB)
	Panthers, 22-19 (C)
2018	Panthers, 42-28 (C)
	Buccaneers, 24-17 (TB)
2019	Buccaneers, 20-14 (C)
	Panthers, 37-26 (LDN)**

* Overtime

**Game played in London, NFL International Series

CHICAGO

1977	Bears, 10-0 (TB)
1978	Buccaneers, 33-19 (TB)
	Bears, 14-3 (C)
1979	Buccaneers, 17-13 (C)
	Bears, 14-0 (TB)
1980	Bears, 23-0 (C)
	Bears, 14-13 (TB)
1981	Bears, 28-17 (C)
	Buccaneers, 20-10 (TB)
1982	Buccaneers, 26-23 (TB) *
1983	Bears, 17-10 (C)
	Bears, 27-0 (TB)
1984	Bears, 34-14 (C)
	Bears, 44-9 (TB)
1985	Bears, 38-28 (C)

	Bears, 27-19 (TB)
1986	Bears, 23-3 (TB)
	Bears, 48-14 (C)
1987	Bears, 20-3 (C)
	Bears, 27-26 (TB)
	Bears, 28-10 (C)
	Bears, 27-15 (TB)
1988	Buccaneers, 42-35 (TB)
	Buccaneers, 32-31 (C)
1990	Bears, 26-6 (TB)
	Bears, 27-14 (C)
1991	Bears, 21-20 (TB)
	Bears, 27-0 (C)
1992	Bears, 31-14 (C)
	Buccaneers, 20-17 (TB)
1993	Bears, 47-17 (C)
	Buccaneers, 13-10 (TB)
1994	Bears, 21-9 (C)
	Bears, 20-6 (TB)
1995	Bears, 25-6 (TB)
	Bears, 31-10 (C)
1996	Bears, 13-10 (C)
	Buccaneers, 34-19 (TB)
1997	Bears, 13-7 (C)
	Buccaneers, 31-15 (TB)
1998	Buccaneers, 27-15 (TB)
	Buccaneers, 31-17 (C)
1999	Buccaneers, 6-3 (TB)
	Buccaneers, 20-6 (C)
2000	Buccaneers, 41-0 (TB)
	Bears, 13-10 (C)
2001	Bears, 27-24 (TB)
	Bears, 27-3 (C)
2002	Buccaneers, 15-0 (C)
2004	Buccaneers, 19-7 (TB)
2005	Bears, 13-10 (TB)
2006	Bears, 34-31 (C)*
2008	Buccaneers, 27-24 (C)*
2011	Bears, 24-18 (LDN)**
2014	Bears, 21-13 (C)
2015	Bears, 26-21 (TB)
2016	Buccaneers, 36-10 (TB)
2017	Buccaneers, 29-7 (TB)
2018	Bears, 48-10 (C)

* Overtime

**Game played in London, NFL International Series

CINCINNATI

1976	Bengals, 21-0 (C)
1980	Buccaneers, 17-12 (C)
1983	Bengals, 23-17 (TB)
1989	Bengals, 56-23 (C)
1995	Buccaneers, 19-16 (TB)
1998	Buccaneers, 35-0 (C)
2001	Buccaneers, 16-13 (C)*
2002	Buccaneers, 35-7 (C)
2006	Buccaneers, 14-13 (TB)
2010	Buccaneers, 24-21 (C)
2014	Bengals, 14-13 (TB)
2018	Bengals, 37-34 (C)

* Overtime

CLEVELAND

1976	Browns, 24-7 (TB)
1980	Browns, 34-27 (TB)
1983	Browns, 20-0 (C)
1989	Browns, 42-31 (TB)
1995	Browns, 22-6 (C)
2002	Buccaneers, 17-3 (TB)
2006	Buccaneers, 22-7 (C)
2010	Buccaneers, 17-14 (TB)
2014	Browns, 22-17 (C)
2018	Buccaneers, 26-23 (TB)*

* Overtime

DALLAS

1977	Cowboys, 23-7 (D)
1980	Cowboys, 28-17 (D)
1981	Cowboys, 38-0 (D) **
1982	Cowboys, 14-9 (D)
	Cowboys, 30-17 (D) **
1983	Cowboys, 27-24 (D) *
1990	Cowboys, 14-10 (D)
	Cowboys, 17-13 (TB)
2000	Buccaneers, 27-7 (TB)
2001	Buccaneers, 10-6 (D)
2003	Buccaneers, 16-0 (TB)
2006	Cowboys, 38-10 (D)
2008	Cowboys, 13-9 (D)
2009	Cowboys, 34-21 (TB)
2011	Cowboys, 31-15 (TB)
2012	Cowboys, 16-10 (D)
2015	Buccaneers, 10-6 (TB)
2016	Cowboys, 26-20 (D)
2018	Cowboys, 27-20 (D)

*Overtime

** NFC Playoff Game

DENVER

1976	Broncos, 48-13 (D)
1981	Broncos, 24-7 (TB)
1993	Buccaneers, 17-10 (D)
1996	Broncos, 27-23 (D)
1999	Buccaneers, 13-10 (TB)
2004	Broncos, 16-13 (TB)
2008	Broncos, 16-13 (D)
2012	Broncos, 31-23 (D)
2016	Broncos, 27-7 (TB)

DETROIT

1977	Lions, 16-7 (D)
1978	Lions, 15-7 (TB)
	Lions, 34-23 (D)
1979	Buccaneers, 31-16 (TB)
	Buccaneers, 16-14 (D)
1980	Lions, 24-10 (TB)
	Lions, 27-14 (D)
1981	Buccaneers, 28-10 (TB)
	Buccaneers, 20-17 (D)
1982	Buccaneers, 23-21 (TB)
1983	Lions, 11-0 (TB)
	Lions, 23-20 (D)
1984	Buccaneers, 21-17 (TB)
	Lions, 13-7 (D) *
1985	Lions, 30-9 (D)
	Buccaneers, 19-16 (TB) *
1986	Buccaneers, 24-20 (D)
	Lions, 38-17 (TB)
1987	Buccaneers, 31-27 (D)
	Lions, 20-10 (TB)
1988	Buccaneers, 23-20 (D)
	Buccaneers, 21-10 (TB)
1989	Lions, 17-16 (TB)
	Lions, 33-7 (D)
1990	Buccaneers, 38-21 (D)
	Buccaneers, 23-20 (TB)
1991	Lions, 31-3 (D)
	Buccaneers, 30-21 (TB)
1992	Buccaneers, 27-23 (D)
	Lions, 38-7 (TB)
1993	Buccaneers, 27-10 (TB)
	Lions, 23-0 (D)
1994	Buccaneers, 24-14 (TB)
	Lions, 14-9 (D)
1995	Lions, 27-24 (D)
	Lions, 37-10 (TB)
1996	Lions, 21-6 (D)
	Lions, 27-0 (TB)
1997	Buccaneers, 24-17 (D)
	Lions, 27-9 (TB)
	Buccaneers, 20-10 (TB) **
1998	Lions, 27-6 (D)
	Lions, 28-25 (TB)
1999	Lions, 20-3 (D)
	Buccaneers, 23-16 (TB)
2000	Buccaneers, 31-10 (D)
	Lions, 28-14 (TB)
2001	Buccaneers, 20-17 (D)
	Buccaneers, 15-12 (TB)
2002	Buccaneers, 23-20 (D)
2005	Buccaneers, 17-13 (TB)

2007	Lions, 23-16 (D)
2008	Buccaneers, 38-20 (D)
2010	Lions, 23-20 (TB)
2011	Lions, 27-20 (TB)
2013	Buccaneers, 24-21 (D)
2014	Lions, 34-17 (D)
2017	Lions, 24-21 (TB)
2019	Buccaneers, 38-17 (D)

* Overtime

** NFC Wild Card Playoff Game

GREEN BAY

1977	Packers, 13-0 (TB)
1978	Packers, 9-7 (GB)
	Packers, 17-7 (TB)
1979	Buccaneers, 21-10 (GB)
	Buccaneers, 21-3 (TB)
1980	Tie, 14-14 (TB) *
	Buccaneers, 20-17 (MIL)
1981	Buccaneers, 21-10 (GB)
	Buccaneers, 37-3 (TB)
1983	Packers, 55-14 (GB)
	Packers, 12-9 (TB) *
1984	Buccaneers, 30-27 (TB) *
	Packers, 27-14 (GB)
1985	Packers, 21-0 (GB)
	Packers, 20-17 (TB)
1986	Packers, 31-7 (MIL)
	Packers, 21-7 (TB)
1987	Buccaneers, 23-17 (MIL)
1988	Buccaneers, 13-10 (TB)
	Buccaneers, 27-24 (GB)
1989	Buccaneers, 23-21 (GB)
	Packers, 17-16 (TB)
1990	Buccaneers, 26-14 (TB)
	Packers, 20-10 (MIL)
1991	Packers, 15-13 (GB)
	Packers, 27-0 (TB)
1992	Buccaneers, 31-3 (TB)
	Packers, 19-14 (MIL)
1993	Packers, 37-14 (TB)
	Packers, 13-10 (GB)
1994	Packers, 30-3 (GB)
	Packers, 34-19 (TB)
1995	Packers, 35-13 (GB)
	Buccaneers, 13-10 (TB) *
1996	Packers, 34-3 (TB)
	Packers, 13-7 (GB)
1997	Packers, 21-16 (GB)
	Packers, 17-6 (TB)
	Packers, 21-7 (GB) **
1998	Packers, 23-15 (GB)
	Buccaneers, 24-22 (TB)
1999	Packers, 26-23 (GB)
	Buccaneers, 29-10 (TB)
2000	Buccaneers, 20-15 (TB)
	Packers, 17-14 (GB) *
2001	Buccaneers, 14-10 (TB)
	Packers, 21-20 (GB)
2002	Buccaneers, 21-7 (TB)
2003	Packers, 20-13 (TB)
2005	Buccaneers, 17-16 (GB)
2008	Buccaneers, 30-21 (TB)
2009	Buccaneers, 38-28 (TB)
2011	Packers, 35-26 (GB)
2014	Packers, 20-3 (TB)
2017	Packers, 26-20 (GB) *

* Overtime

** NFC Divisional Playoff Game

HOUSTON

2003	Buccaneers, 16-3 (TB)
2007	Texans, 28-14 (H)
2011	Texans, 37-9 (TB)
2015	Texans, 19-9 (H)
2019	Texans, 23-20 (TB)

INDIANAPOLIS

1976	Colts, 42-17 (B)
1979	Buccaneers, 29-26 (B) *
1985	Colts, 31-23 (TB)
1987	Colts, 24-6 (I)
1988	Colts, 35-31 (I)
1991	Buccaneers, 17-3 (TB)
1992	Colts, 24-14 (TB)
1994	Buccaneers, 24-10 (TB)

1997	Buccaneers, 31-28 (I)
2003	Colts, 38-35 (TB) *
2007	Colts, 33-14 (I)
2011	Buccaneers, 24-17 (TB)
2015	Colts, 25-12 (I)
2019	Buccaneers, 38-35 (TB)

* Overtime

^ Franchise located in Baltimore prior to 1984

JACKSONVILLE

1995	Buccaneers, 17-16 (TB)
1998	Jaguars, 29-24 (J)
2003	Jaguars, 17-10 (J)
2007	Jaguars, 24-23 (TB)
2011	Jaguars, 41-14 (J)
2015	Buccaneers, 38-31 (TB)
2019	Buccaneers, 28-11 (J)

KANSAS CITY

1976	Chiefs, 28-19 (TB)
1978	Buccaneers, 30-13 (KC)
1979	Buccaneers, 3-0 (TB)
1981	Chiefs, 19-10 (KC)
1984	Chiefs, 24-20 (KC)
1986	Chiefs, 27-20 (KC)
1993	Chiefs, 27-3 (TB)
1999	Buccaneers, 17-10 (TB)
2004	Buccaneers, 34-31 (TB)
2008	Buccaneers, 30-27 (KC) *
2012	Buccaneers, 38-10 (TB)
2016	Buccaneers, 19-17 (KC)

* Overtime

L.A. CHARGERS

1976	Chargers, 23-0 (TB)
1981	Chargers, 24-23 (TB)
1987	Chargers, 17-13 (TB)
1990	Chargers, 41-10 (SD)
1992	Chargers, 29-14 (SD)
1993	Chargers, 32-17 (TB)
1996	Buccaneers, 25-17 (SD)
2004	Chargers, 31-24 (SD)
2008	Chargers, 41-24 (TB)
2012	Buccaneers, 34-24 (TB)
2016	Buccaneers, 28-21 (SD)

^ Franchise located in San Diego from 1961-2016

L.A. RAMS

1977	Rams, 31-0 (LA)
1978	Rams, 26-23 (LA)
1979	Buccaneers, 21-6 (TB)
	Rams, 9-0 (TB) **
1980	Buccaneers, 10-9 (TB)
1984	Rams, 34-33 (TB)
1985	Rams, 31-27 (TB)
1986	Rams, 26-20 (LA) *
1987	Rams, 35-3 (LA)
1990	Rams, 35-14 (TB)
1992	Rams, 31-27 (TB)
1994	Buccaneers, 24-14 (TB)
1999	Rams, 11-6 (STL) **
2000	Buccaneers, 38-35 (TB)
2001	Buccaneers, 24-17 (STL)
2002	Buccaneers, 26-14 (TB)
2004	Rams, 28-21 (STL)
2007	Buccaneers, 24-3 (TB)
2010	Buccaneers, 18-17 (TB)
2012	Rams, 28-13 (TB)
2013	Rams, 23-13 (STL)
2014	Rams, 19-17 (TB)
2015	Rams, 31-23 (STL)
2016	Rams, 37-32 (TB)
2019	Buccaneers, 55-40 (LA)

* Overtime

** NFC Championship Game

^ Franchise located in St. Louis from 1995-2015

MIAMI

1976	Dolphins, 23-20 (TB)
------	----------------------

1982 Buccaneers, 23-17 (TB)
 1985 Dolphins, 41-38 (M)
 1988 Dolphins, 17-14 (TB)
 1991 Dolphins, 33-14 (M)
 1997 Buccaneers, 31-21 (TB)
 2000 Buccaneers, 16-13 (M)
 2005 Buccaneers, 27-13 (TB)
 2009 Dolphins, 25-23 (M)
 2013 Buccaneers, 22-19 (TB)
 2017 Buccaneers, 30-20 (M)

MINNESOTA

1977 Vikings, 9-3 (TB)
 1978 Buccaneers, 16-10 (M)
 Vikings, 24-7 (TB)
 1979 Buccaneers, 12-10 (M)
 Vikings, 23-22 (TB)
 1980 Vikings, 38-30 (M)
 Vikings, 21-10 (TB)
 1981 Buccaneers, 21-13 (TB)
 Vikings, 25-10 (M)
 1982 Vikings, 17-10 (M)
 1983 Vikings, 19-16 (TB) *
 Buccaneers, 17-12 (M)
 1984 Buccaneers, 35-31 (TB)
 Vikings, 27-24 (M)
 1985 Vikings, 31-16 (TB)
 Vikings, 26-7 (M)
 1986 Vikings, 23-10 (TB)
 Vikings, 45-13 (M)
 1987 Buccaneers, 20-10 (TB)
 Vikings, 23-17 (M)
 1988 Vikings, 14-13 (M)
 Vikings, 49-20 (TB)
 1989 Vikings, 17-13 (M)
 Vikings, 24-10 (TB)
 1990 Buccaneers, 23-20 (M) *
 Buccaneers, 26-13 (TB)
 1991 Vikings, 28-13 (M)
 Vikings, 26-24 (TB)
 1992 Vikings, 26-20 (M)
 Vikings, 35-7 (TB)
 1993 Vikings, 15-0 (M)
 Buccaneers, 23-10 (TB)
 Vikings, 36-13 (TB)
 1994 Buccaneers, 20-17 (M) *
 Buccaneers, 20-17 (TB) *
 Vikings, 31-17 (M)
 1996 Buccaneers, 24-13 (TB)
 Vikings, 21-10 (M)
 1997 Buccaneers, 28-14 (M)
 Vikings, 10-6 (TB)
 1998 Vikings, 31-7 (M)
 Buccaneers, 27-24 (TB)
 1999 Vikings, 21-14 (M)
 Buccaneers, 24-17 (TB)
 2000 Vikings, 30-23 (M)
 Buccaneers, 41-13 (TB)
 2001 Vikings, 20-16 (M)
 Buccaneers, 41-14 (TB)
 2002 Buccaneers, 38-24 (TB)
 2005 Buccaneers, 24-13 (M)
 2008 Buccaneers, 19-13 (TB)
 2011 Buccaneers, 24-20 (M)
 2012 Buccaneers, 36-17 (M)
 2014 Vikings, 19-13 (TB) *
 2017 Vikings, 34-17 (M)

* Overtime

NEW ENGLAND

1976 Patriots, 31-14 (TB)
 1985 Patriots, 32-14 (TB)
 1988 Patriots, 10-7 (NE) *
 1997 Buccaneers, 27-7 (TB)
 2000 Buccaneers, 21-16 (NE)
 2005 Patriots, 28-0 (NE)
 2009 Patriots, 35-7 (LDN)**
 2013 Patriots, 23-3 (NE)
 2017 Patriots, 19-14 (TB)

* Overtime

**Game played in London, NFL International Series

NEW ORLEANS

1977 Buccaneers, 33-14 (NO)
 1978 Saints, 17-10 (TB)

1979 Saints, 42-14 (TB)
 1981 Buccaneers, 31-14 (NO)
 1982 Buccaneers, 13-10 (NO)
 1983 Saints, 24-21 (TB)
 1984 Saints, 17-13 (NO)
 1985 Saints, 20-13 (NO)
 1986 Saints, 38-7 (NO)
 1987 Saints, 44-34 (NO)
 1988 Saints, 13-9 (NO)
 1989 Buccaneers, 20-10 (TB)
 1990 Saints, 35-7 (NO)
 1991 Saints, 23-7 (NO)
 1992 Saints, 23-21 (NO)
 1994 Saints, 9-7 (TB)
 1996 Buccaneers, 13-7 (TB)
 1998 Saints, 9-3 (NO)
 1999 Buccaneers, 31-16 (NO)
 2001 Buccaneers, 48-21 (TB)
 2002 Saints, 26-20 (TB) *
 Saints, 23-20 (NO)
 Saints, 17-14 (TB)
 Buccaneers, 14-7 (NO)
 2004 Buccaneers, 20-17 (NO)
 Saints, 21-17 (TB)
 2005 Buccaneers, 10-3 (NO) #
 Buccaneers, 27-13 (TB)
 2006 Saints, 24-21 (NO)
 Saints, 31-14 (TB)
 2007 Buccaneers, 31-14 (TB)
 Buccaneers, 27-23 (NO)
 2008 Saints, 24-20 (NO)
 Buccaneers, 23-20 (TB)
 2009 Saints, 38-7 (TB)
 Buccaneers 20-17, (NO) *
 Saints, 31-6 (TB)
 2010 Buccaneers, 23-13 (NO)
 Buccaneers, 26-20 (TB)
 Saints, 27-16 (NO)
 Saints, 35-28 (TB)
 Saints, 41-0 (NO)
 2013 Saints, 16-14 (TB)
 Saints, 41-17 (NO)
 2014 Saints, 37-31 (NO) *
 Saints, 23-20 (TB)
 2015 Buccaneers, 26-19 (NO)
 Saints, 24-17 (TB)
 2016 Buccaneers, 16-11 (TB)
 Saints, 31-24 (NO)
 Saints, 30-10 (NO)
 Buccaneers, 31-24 (TB)
 2018 Buccaneers, 48-40 (NO)
 Saints, 28-14 (TB)
 2019 Saints, 31-24 (NO)
 Saints, 34-17 (NO)

* Overtime

#Game Played in Baton Rouge, LA

NEW YORK GIANTS

1977 Giants, 10-0 (TB)
 1978 Giants, 19-13 (TB)
 Giants, 17-14 (NY)
 1979 Giants, 17-14 (NY)
 Buccaneers, 31-3 (TB)
 1980 Buccaneers, 30-13 (TB)
 1984 Giants, 17-14 (NY)
 Buccaneers, 20-17 (TB)
 1985 Giants, 22-20 (NY)
 1991 Giants, 21-14 (TB)
 1993 Giants, 23-7 (NY)
 1997 Buccaneers, 20-8 (NY)
 1998 Buccaneers, 20-3 (TB)
 1999 Giants, 17-13 (TB)
 2003 Buccaneers, 19-13 (TB)
 2006 Giants, 17-3 (NY)
 2007 Giants, 24-14 (TB)**
 2009 Giants, 24-0 (TB)
 2012 Giants, 41-34 (NY)
 2015 Giants, 32-18 (TB)
 2017 Buccaneers, 25-23 (TB)
 2018 Giants, 38-35 (NY)
 2019 Giants, 32-31 (TB)

** NFC Wild Card Playoff Game

NEW YORK JETS

1976 Jets, 34-0 (NY)
 1982 Jets, 32-17 (NY)

1984 Buccaneers, 41-21 (TB)
 1985 Jets, 62-28 (NY)
 1990 Jets, 16-14 (TB)
 1991 Jets, 16-13 (NY)
 1997 Jets, 31-0 (NY)
 2000 Jets, 21-17 (TB)
 2005 Jets, 14-12 (NY)
 2009 Jets, 26-3 (TB)
 2013 Jets, 18-17 (NY)
 2017 Buccaneers, 15-10 (TB)

OAKLAND*

1976 Raiders, 49-16 (O)
 1981 Raiders, 18-16 (O)
 1993 Raiders, 27-20 (LA)
 1996 Buccaneers, 20-17 (TB) *
 1999 Raiders, 45-0 (O)
 2002 Buccaneers, 48-21 (SD)**
 2004 Raiders, 30-20 (O)
 2008 Raiders, 31-24 (TB)
 2012 Buccaneers, 42-32 (O)
 2016 Raiders, 30-24 (TB) *

* Franchise located in Los Angeles from 1982-94

** Overtime

**Super Bowl XXXVII in San Diego

PHILADELPHIA

1977 Eagles, 13-3 (P)
 1979 Buccaneers, 24-17 (TB) **
 1981 Eagles, 20-10 (P)
 1988 Eagles, 41-14 (TB)
 1991 Buccaneers, 14-13 (TB)
 1995 Buccaneers, 21-6 (P)
 1999 Buccaneers, 19-5 (P)
 2000 Eagles, 21-3 (P)***
 2001 Eagles, 17-13 (TB)
 Eagles, 31-9 (P)***
 Eagles, 20-10 (P)
 Buccaneers, 27-10 (P)****
 2003 Buccaneers, 17-0 (P)
 2006 Buccaneers, 23-21 (TB)
 2009 Eagles, 33-14 (P)
 2012 Eagles, 23-21 (TB)
 2013 Eagles, 31-20 (TB)
 2015 Buccaneers, 45-17 (P)
 2018 Buccaneers, 27-21 (TB)

** NFC Divisional Playoff Game

*** NFC Wild Card Playoff Game

**** NFC Championship Game

PITTSBURGH

1976 Steelers, 42-0 (P)
 1980 Steelers, 24-21 (TB)
 1983 Steelers, 17-12 (P)
 1989 Steelers, 31-22 (TB)
 1998 Buccaneers, 16-3 (TB)
 2001 Steelers, 17-10 (TB)
 2002 Steelers, 17-7 (TB)
 2006 Steelers, 20-3 (P)
 2010 Steelers, 38-13 (TB)
 2014 Buccaneers, 27-24 (P)
 2018 Steelers, 30-27 (TB)

SAN FRANCISCO

1977 49ers, 20-10 (SF)
 1978 49ers, 6-3 (SF)
 1979 49ers, 23-7 (SF)
 1980 Buccaneers, 24-23 (SF)
 1983 49ers, 35-21 (SF)
 1984 49ers, 24-17 (SF)
 1986 49ers, 31-7 (TB)
 1987 49ers, 24-10 (TB)
 1989 49ers, 20-16 (TB)
 1990 49ers, 31-7 (SF)
 1992 49ers, 21-14 (SF)
 1993 49ers, 45-21 (TB)
 1994 49ers, 41-16 (SF)
 1997 Buccaneers, 13-6 (TB)
 2002 Buccaneers, 31-6 (TB)**
 2003 49ers, 24-7 (SF)
 2004 Buccaneers, 35-3 (TB)
 2005 49ers, 15-10 (SF)
 2007 49ers, 21-19 (SF)
 2010 Buccaneers, 21-0 (SF)
 2011 49ers, 48-3 (SF)

2013 49ers, 33-14 (TB)
2016 Buccaneers, 34-17 (SF)
2018 Buccaneers, 27-9 (TB)
2019 49ers, 31-17 (TB)

** NFC Divisional Playoff Game

SEATTLE

1976 Seahawks, 13-10 (TB)
1977 Seahawks, 30-23 (S)
1994 Seahawks, 22-21 (S)
1996 Seahawks, 17-13 (TB)
1999 Buccaneers, 16-3 (S)
2004 Seahawks, 10-6 (TB)
2006 Seahawks, 23-7 (TB)
2007 Seahawks, 20-6 (S)
2008 Buccaneers, 20-10 (TB)
2009 Buccaneers, 24-7 (S)
2010 Buccaneers, 38-15 (TB)
2013 Seahawks, 27-24 (S)*
2016 Buccaneers, 14-5 (TB)
2019 Seahawks, 40-34 (S)*

* Overtime

TENNESSEE^

1976 Oilers, 20-0 (H)
1980 Oilers, 20-14 (H)
1983 Buccaneers, 33-24 (TB)
1989 Oilers, 20-17 (H)
1995 Oilers, 19-7 (H)
1998 Oilers, 31-22 (TB)
2001 Titans, 31-28 (T)*
2003 Titans, 33-13 (T)
2007 Buccaneers, 13-10 (TB)
2011 Titans, 23-17 (T)
2015 Titans, 42-14 (TB)
2019 Titans, 27-23 (T)

^ Franchise located in Houston prior to 1997

* Overtime

WASHINGTON

1977 Redskins, 10-0 (TB)
1982 Redskins, 21-13 (TB)
1989 Redskins, 32-28 (W)
1993 Redskins, 23-17 (TB)
1994 Buccaneers, 26-21 (TB)
Buccaneers, 17-14 (W)
1995 Buccaneers, 14-6 (TB)
1996 Buccaneers, 24-10 (TB)
1998 Redskins, 20-16 (W)
1999 Buccaneers, 14-13 (TB) **
2000 Redskins, 20-17 (W)*
2003 Buccaneers, 35-13 (W)
2004 Redskins, 16-10 (W)
2005 Buccaneers, 36-35 (TB)
Redskins, 17-10 (TB)***
2006 Buccaneers, 20-17 (TB)
2007 Buccaneers, 19-13 (TB)
2009 Redskins, 16-13 (W)
2010 Buccaneers, 17-16 (W)
2012 Redskins, 24-22 (TB)
2014 Buccaneers, 27-7 (W)
2015 Redskins, 31-30 (W)
2018 Redskins, 16-3 (TB)

* Overtime

** NFC Divisional Playoff Game

*** NFC Wild Card Playoff Game

ALL-TIME DIVISIONAL STANDINGS

2002-Pres. Bucs compete in NFC South • 1977-2001 Bucs competed in NFC Central • 1976 Bucs competed in AFC West

2019

	Overall Division	
* New Orleans	13-3	5-1
Atlanta	7-9	4-2
Tampa Bay	7-9	2-4
Carolina	5-11	1-5

2018

	Overall Division	
* New Orleans	13-3	4-2
Atlanta	7-9	4-2
Carolina	7-9	2-4
Tampa Bay	5-11	2-4

2017

	Overall Division	
* New Orleans	11-5	4-2
* Carolina	11-5	3-3
* Atlanta	10-6	4-2
Tampa Bay	5-11	1-5

2016

	Overall Division	
* Atlanta	11-5	5-5
Tampa Bay	9-7	4-2
New Orleans	7-9	2-4
Carolina	6-10	1-5

2015

	Overall Division	
* Carolina	15-1	5-1
Atlanta	8-8	1-5
New Orleans	7-9	3-3
Tampa Bay	6-10	3-3

2014

	Overall Division	
* Carolina	7-8-1	4-2
* New Orleans	7-9	3-3
Atlanta	6-10	5-1
Tampa Bay	2-14	0-6

2013

	Overall Division	
* Carolina	12-4	5-1
* New Orleans	11-5	5-1
Atlanta	4-12	1-5
Tampa Bay	4-12	1-5

2012

	Overall Division	
* Atlanta	13-3	3-3
Carolina	7-9	3-3
New Orleans	7-9	3-3
Tampa Bay	7-9	3-3

2011

	Overall Division	
* New Orleans	13-3	5-1
* Atlanta	10-6	3-3
Carolina	6-10	2-4
Tampa Bay	4-12	2-4

2010

	Overall Division	
* Atlanta	13-3	5-1
* New Orleans	11-5	4-2
Tampa Bay	10-6	3-3
Carolina	2-14	0-6

2009

	Overall Division	
* New Orleans	13-3	4-2
Atlanta	9-7	3-3
Carolina	8-8	4-2
Tampa Bay	3-13	1-5

2008

	Overall Division	
* Carolina	12-4	4-2
* Atlanta	11-5	3-3
Tampa Bay	9-7	3-3
New Orleans	8-8	2-4

2007

	Overall Division	
* Tampa Bay	9-7	5-1
Carolina	7-9	3-3
New Orleans	7-9	3-3
Atlanta	4-12	1-5

2006

	Overall Division	
* New Orleans	10-6	4-2
Carolina	8-8	5-1
Atlanta	7-9	3-3
Tampa Bay	4-12	0-6

2005

	Overall Division	
* Tampa Bay	11-5	5-1
* Carolina	11-5	4-2
Atlanta	8-8	2-4
New Orleans	3-13	1-5

2004

	Overall Division	
* Atlanta	11-5	4-2
New Orleans	8-8	3-3
Carolina	7-9	3-3
Tampa Bay	5-11	2-4

2003

	Overall Division	
* Carolina	11-5	5-1
New Orleans	8-8	3-3
Tampa Bay	7-9	2-4
Atlanta	5-11	2-4

2002

	Overall Division	
* Tampa Bay	12-4	4-2
* Atlanta	9-6-1	4-2
New Orleans	9-7	3-3
Carolina	7-9	1-5

2001

	Overall Division	
* Chicago	13-3	6-2
* Green Bay	12-4	6-2
* Tampa Bay	9-7	4-4
Minnesota	5-11	3-5
Detroit	2-14	1-7

2000

	Overall Division	
* Minnesota	11-5	5-3
* Tampa Bay	10-6	4-4
Green Bay	9-7	5-3
Detroit	9-7	3-5
Chicago	5-11	3-5

1999

	Overall Division	
* Tampa Bay	11-5	5-3
* Minnesota	10-6	4-4
* Detroit	8-8	4-4
Green Bay	8-8	4-4
Chicago	6-10	3-5

1998

	Overall Division	
* Minnesota	15-1	7-1
* Green Bay	11-5	4-4
Tampa Bay	8-8	4-4
Detroit	5-11	4-4
Chicago	4-12	1-7

1997

	Overall Division	
* Green Bay	13-3	7-1
* Tampa Bay	10-6	3-5
* Minnesota	9-7	6-2
* Detroit	9-7	3-5
Chicago	4-12	1-7

1996

	Overall Division	
* Green Bay	13-3	7-1
Minnesota	9-7	5-3
Chicago	7-9	3-5
Tampa Bay	6-10	2-6
Detroit	5-11	3-5

1995

	Overall Division	
* Green Bay	11-5	5-3
* Detroit	10-6	6-2
Chicago	9-7	4-4
Minnesota	8-8	3-5
Tampa Bay	7-9	2-6

1994

	Overall Division	
* Minnesota	10-6	5-3
* Detroit	9-7	6-2
* Chicago	9-7	4-4
* Green Bay	9-7	3-5
Tampa Bay	6-10	2-6

1993

	Overall Division	
* Detroit	10-6	4-4
* Minnesota	9-7	6-2
* Green Bay	9-7	4-4
Chicago	7-9	3-5
Tampa Bay	5-11	3-5

1992

	Overall Division	
* Minnesota	11-5	7-1
Green Bay	9-7	4-4
Tampa Bay	5-11	3-5
Chicago	5-11	3-5
Detroit	5-11	3-5

1991

	Overall Division	
* Detroit	12-4	6-2
* Chicago	11-5	7-1
Minnesota	8-8	3-5
Green Bay	4-12	3-5
Tampa Bay	3-13	1-7

1990

	Overall Division	
* Chicago	11-5	6-2
Tampa Bay	6-10	5-3
Detroit	6-10	3-5
Green Bay	6-10	3-5
Minnesota	6-10	3-5

1989

	Overall Division	
* Minnesota	10-6	6-2
Green Bay	10-6	5-3
Detroit	7-9	4-4
Chicago	6-10	2-6
Tampa Bay	5-11	3-5

1988

	Overall Division	
* Chicago	12-4	6-2
* Minnesota	11-5	6-2
Tampa Bay	5-11	4-4
Detroit	4-12	2-6
Green Bay	4-12	2-6

1987

	Overall Division	
* Chicago	11-4	7-0
* Minnesota	8-7	3-5
Green Bay	5-9-1	3-4
Tampa Bay	4-11	3-4
Detroit	4-11	2-5

1986

	Overall Division	
* Chicago	14-2	7-1
Minnesota	8-8	6-2
Detroit	5-11	3-5
Green Bay	4-12	3-5
Tampa Bay	2-14	1-7

1985

	Overall Division	
* Chicago	15-1	8-0
Green Bay	8-8	6-2
Minnesota	7-9	3-5
Detroit	7-9	2-6
Tampa Bay	2-14	1-7

* Qualified for playoffs

ALL-TIME DIVISIONAL STANDINGS

2002-Pres. Bucs compete in NFC South • 1977-2001 Bucs competed in NFC Central • 1976 Bucs competed in AFC West

1984

	Overall	Division
• Chicago	10-6	7-1
Green Bay	8-8	5-3
Tampa Bay	6-10	3-5
Detroit	4-11-1	3-5
Minnesota	3-13	2-6

1983

	Overall	Division
• Detroit	9-7	7-1
Green Bay	8-8	4-4
Chicago	8-8	4-4
Minnesota	8-8	4-4
Tampa Bay	2-14	1-7

1982

(No official champion due to strike)

	Overall	Division
• Green Bay	5-9-1	1-2
• Minnesota	5-4	3-1
• Tampa Bay	5-4	2-1
• Detroit	4-5	3-3
Chicago	4-5	1-3

1981

	Overall	Division
• Tampa Bay	9-7	6-2
Detroit	8-8	4-4
Green Bay	8-8	4-4
Minnesota	7-9	4-4
Chicago	6-10	2-6

1980

	Overall	Division
• Minnesota	9-7	5-3
Detroit	9-7	5-3
Chicago	7-9	5-3
Tampa Bay	5-10-1	1-6-1
Green Bay	5-10-1	3-4-1

1979

	Overall	Division
• Tampa Bay	10-6	6-2
• Chicago	10-6	5-3
Minnesota	7-9	5-3
Green Bay	5-11	3-5
Detroit	2-14	1-7

1978

	Overall	Division
• Minnesota	8-7-1	5-2-1
Green Bay	8-7-1	5-2-1
Detroit	7-9	4-4
Chicago	7-9	3-5
Tampa Bay	5-11	2-6

1977

	Overall	Division
• Minnesota	9-5	6-1
• Chicago	9-5	6-1
Detroit	6-8	2-5
Green Bay	4-10	2-5
Tampa Bay	2-12	0-4

1976

	Overall	Division
• Oakland	13-1	7-0
Denver	9-5	5-2
San Diego	6-8	2-5
Kansas City	5-9	2-5
Tampa Bay	0-14	0-4

• Qualified for playoffs

ALL-TIME ATTENDANCE

(Regular Season Only)

YEAR	HOME GAMES	ATTENDANCE	AVG	YEAR	ROAD GAMES	ATTENDANCE	AVG
1976	7	309,184	44,169	1976	7	324,086	46,298
1977	7	368,458	52,637	1977	7	341,766	48,824
1978	8	504,436	63,054	1978	8	396,292	49,537
1979	8	545,980	68,248	1979	8	436,994	54,624
1980	8	522,785	65,348	1980	8	437,098	54,637
1981	8	536,936	67,117	1981	8	465,102	58,138
1982	5	328,660	65,732	1982	4	197,874	49,469
1983	8	398,414	49,802	1983	8	476,909	59,614
1984	8	362,856	45,357	1984	8	431,596	53,950
1985	8	310,027	38,753	1985	8	374,307	46,788
1986	8	320,647	40,081	1986	8	349,832	43,729
1987	7	303,676	43,382	1987	8	361,959	45,245
1988	8	388,257	48,532	1988	8	364,421	45,553
1989	8	439,685	54,961	1989	8	412,571	51,571
1990	8	455,776	56,972	1990	8	440,138	55,017
1991	8	375,016	46,877	1991	8	419,459	52,432
1992	8	397,586	49,698	1992	8	415,198	51,900
1993	8	377,498	47,187	1993	8	474,685	59,336
1994	8	367,443	45,930	1994	8	418,623	52,328
1995	8	473,546	59,193	1995	8	431,130	53,891
1996	8	333,350	41,669	1996	8	437,307	54,663
1997	8	543,514	67,939	1997	8	459,316	57,415
1998	8	518,047	64,756	1998	8	491,128	61,391
1999	8	522,691	65,336	1999	8	478,176	59,772
2000	8	524,775	65,597	2000	8	555,954	69,494
2001	8	524,498	65,562	2001	8	513,830	64,229
2002	8	525,009	65,626	2002	8	519,889	64,986
2003	8	524,352	65,544	2003	8	562,981	70,373
2004	8	522,720	65,340	2004	8	523,354	65,419
2005	8	521,741	65,218	2005	8	523,095	65,387
2006	8	524,661	65,583	2006	8	546,120	68,265
2007	8	522,530	65,316	2007	8	537,314	67,164
2008	8	516,088	64,511	2008	8	532,965	66,621
2009	8*	525,194	65,649	2009	8	568,475	71,059
2010	8	394,513	49,314	2010	8	542,501	67,812
2011	8**	473,281	59,160	2011	8	545,969	68,246
2012	8	440,819	55,102	2012	8	563,638	70,455
2013	8	470,548	58,819	2013	8	545,574	68,197
2014	8	476,273	59,534	2014	8	546,545	68,318
2015	8	492,480	61,560	2015	8	548,916	68,615
2016	8	484,998	60,625	2016	8	569,602	71,200
2017	8	479,618	59,952	2017	8	557,343	69,668
2018	8	434,855	54,357	2018	8	564,988	70,624
2019	8***	415,189	51,899	2019	8	534,879	66,860
TOTALS	347	19,357,791	55,786	TOTALS	347	20,734,899	59,755

*Home game vs. New England (10/25/09) was played as part of the NFL's International Series at Wembley Stadium, London, England (84,254). **Home game vs. Chicago (10/23/11) was played at Wembley Stadium, London, England (76,981). ***Home game vs. Carolina (10/13/19) was played at Tottenham Hotspur Stadium in London, England (60,087).

TOP TEN ATTENDANCE

DATE	OPPONENT	SCORE	RESULT	CROWD	
Raymond James Stadium - Top 10 Attendance					
1.	1/15/00	* Washington	14-13	W	65,835
2.	10/22/06	Philadelphia	23-21	W	65,808
3.	12/6/99	Minnesota	24-17	W	65,741
4.	10/15/06	Cincinnati	14-13	W	65,732
5.	12/26/99	Green Bay	29-10	W	65,723
6.	11/19/06	Washington	20-17	W	65,699
7.	12/10/06	Atlanta	17-6	L	65,691
8.	12/23/02	Pittsburgh	17-7	L	65,684
9.	11/24/02	Green Bay	21-7	W	65,672
10.	11/3/02	Minnesota	38-24	W	65,667

* Playoff Game

ALL-TIME ROSTER

To be listed on the all-time roster, a player must have been on the roster for at least one regular-season game. The 44 players who participated in 1987 replacement games only are listed separately at the end.

Red indicates active with Buccaneers.

PLAYER GAMES	POSITION	STARTS	NUMBER	SCHOOL	SEASONS	YEARS	
A							
Abdullah, Rabih	RB	26, 27	Lehigh	4	1998-01	43	1
Abraham, Clifton	CB	26	Florida State	1	1995	6	0
Abraham, Donnie	CB	21	East Tennessee State	6	1996-01	92	78
Acho, Sam	LB	96	Texas	1	2019	8	0
Acorn, Fred	CB	27	Texas	1	1984	16	1
Adams, Andrew	S	26	Connecticut	2	2018-19	27	15
Adams, Blue	CB/S	46	Cincinnati	2	2005-06	29	0
Adams, Gaines	DE	90	Clemson	3	2007-09	37	29
Adams, Kyle	TE	86	Purdue	1	2013	5	1
Adams, Michael	CB	21	Louisiana-Lafayette	1	2013	6	0
Adams, Scott	G	71	Georgia	1	1996	7	2
Adams, Theo	T	73	Hawaii	1	1993	7	0
Adjei-Barimah, Jude	CB	38	Bowling Green	2	2015-16	23	8
Aguayo, Roberto	K	19	Florida State	1	2016	16	0
Ahanotu, Chidi	DE/DT	72, 90, 95	California	9	1993-00; 04	121	109
Alexander, Elijah	LB	59	Kansas State	1	1992	12	0
Alexander, Kwon	LB	58	LSU	4	2015-18	46	46
Allen, Beau	DT	91	Wisconsin	2	2018-19	27	8
Allen, Greg	RB	28	Florida State	1	1986	2	0
Allen, Josh	OL	61	Louisiana-Monroe	1	2014, 2016	4	0
Allen, Roger	G	73	Missouri Western State	1	2012	4	0
Allen, Will	S	26, 37	Ohio State	6	2004-09	84	26
Alston, Jon	LB	50	Stanford	1	2010*	0	0
Alstott, Mike	FB	40	Purdue	12	1996-07*	158	137
Alward, Tom	G	67	Nebraska	1	1976	14	9
Anderson, Brandon	CB	38	Akron	1	2009	3	0
Anderson, Darren	CB	44	Toledo	2	1992-93	15	1
Anderson, Don	CB	23	Purdue	1	1987	11	0
Anderson, Gary	RB	40	Arkansas	4	1990-93	53	23
Anderson, Jerry	S	31	Oklahoma	1	1978	2	0
Anderson, Jesse	TE	89	Mississippi State	3	1990-92	32	4
Anderson, Vince	S	37	Webber International	1	2010	3	0
Andrus, Shane	K	3	Murray State	1	2009	3	0
Anger, Bryan	P	9	California	3	2016-18	48	0
Anno, Sam	LB	56	Southern California	3	1989-91	48	0
Anthony, Reidel	WR	85	Florida	5	1997-01	73	38
Anthony, Terry	WR	85	Florida State	2	1990-91	10	0
Arbubakrr, Hasson	DE	69	Texas Tech	1	1983	16	1
Ariiri, Obed	PK	2	Clemson	1	1984	16	0
Armstrong, Adger	FB	46, 40	Texas A&M	3	1983-85	42	14
Armstrong, Tyji	TE	86	Mississippi	4	1992-95	59	28
Arrington, Kyle	CB	29	Hofstra	1	2009	1	0
Asante, Larry	S	22	Nebraska	2	2010-2011	12	0
Askeew, B.J.	FB	35	Michigan	3	2007-09	28	15
Auclair, Antony	TE	82	Laval	3	2017-19	32	18
Austin, Cliff	RB	39	Clemson	1	1987	3	2
Austin, Darrell	G/C/T	69	South Carolina	2	1979-80	24	2
Austin, Eric	S	27	Jackson State	1	1996	2	0
Ayers Jr., Robert	DE	91	Tennessee	2	2016-17	24	20
B							
Baber, Billy	TE	44	Virginia	1	2004	1	0
Bailey, Don	C	61	Miami (FL)	1	1983	0	0
Bailey, Zack	G	61	South Carolina	1	2019	0	0
Baker, Chris	DT	90	Hampton	1	2017	15	14
Ball, Larry	LB	53	Louisville	1	1976	13	0
Banks, Johnthan	CB	27	Mississippi State	4	2013-16	50	37
Barber, Chris	CB	33	North Carolina A&T	1	1992	3	0
Barber, Mike	WR	84	Marshall	1	1992	2	0
Barber, Peyton	RB	43, 25	Auburn	4	2016-19	63	28

Barber, Ronde	CB	20	Virginia	16	1997-12	241	232
Barker, Will	T	61	Virginia	1	2010	3	0
Barlow, Reggie	WR	84	Alabama State	2	2002-03	13	1
Barnes, Darian	FB	30	Hampton	2	2002-03	20	0
Barnhardt, Tommy	P	6	North Carolina	3	1996-98	38	0
Barrett, David	RB	30	Houston	1	1982	7	0
Barrett, Shaquill	LB	58	Colorado State	1	2019	16	16
Barron, Mark	S	24, 23	Alabama	3	2012-14	37	37
Bartalo, Steve	RB	42	Colorado State	1	1987	9	0
Barth, Connor	K	10	North Carolina	6	2009-13*	201568	0
Battaglia, Marco	TE	81	Rutgers	1	2002	2	0
Bax, Carl	G	75	Missouri	2	1989-90	15	10
Becht, Anthony	TE	88	West Virginia	3	2005-07	48	34
Beckles, Ian	G	62	Indiana	7	1990-96	101	97
Beckwith, Kendell	LB	51	LSU	1	2017	16	9
Bell, Jerry	TE	82	Arizona State	5	1982-86	60	30
Bell, Kerwin	QB	11	Florida	1	1989	0	0
Bell, Ricky	RB	42	Southern California	5	1977-81	60	50
Bell, Theo	WR	83	Arizona	5	1981-85	71	13
Bellisari, Greg	LB	52	Ohio State	2	1997-98	16	0
Benenoch, Caleb	OL	77	UCLA	4	2016-19	35	22
Benjamin, Ryan	LS	66	South Florida	2	2002-03	26	0
Benn, Arrelious	WR	17	Illinois	3	2010-12	37	24
Bennett, Charles	DE	93, 92	Clemson	2	2006-07*	3	0
Bennett, Michael A.	RB	29	Wisconsin	2	2007-08	13	1
Bennett, Michael	DL	71	Texas A&M	4	2009-12	50	28
Berns, Rick	RB	36	Nebraska	2	1979-80	32	3
Bidwell, Josh	P	9	Oregon	6	2004-09*	80	0
Biggers, E.J.	CB	31	Western Michigan	4	2009-12*	45	24
Bishop, Harold	TE	89	Louisiana State	1	1994	6	0
Black, Ahmad	S	43	Florida	3	2011-13	24	3
Black, Quincy	LB	58	New Mexico	6	2007-12	81	40
Blackman, Ken	G	66	Illinois	1	1999	0	0
Blados, Brian	G	69	South Carolina	1	1992	2	0
Blahak, Joe	CB	21	Nebraska	1	1976	2	1
Blanchard, Tom	P	16	Oregon	3	1979-81	35	0
Bligen, Dennis	RB	38	St. John's	1	1986	2	0
Blount, Jeb	QB	17	Tulsa	1	1977	5	4
Blount, LeGarrette	RB	27	Oregon	3	2010-12	40	21
Boatner, Mack	RB	34	Southeast Louisiana	1	1986	7	0
Bolden, Juran	CB	21	Mississippi Delta	2	2005-06	32	13
Bond, Devante	LB	59	Oklahoma	4	2016-19	29	6
Bonness, Rik	LB	53	Nebraska	3	1977-79	45	2
Booty, John	S	44	TCU	1	1995	7	2
Boryla, Mike	QB	10	Stanford	2	1977-78*	1	1
Boston, David	WR	89	Ohio State	1	2007	0	0
Bouie, Tony	S	23	Arizona	4	1995-98	57	4
Bowers, Da'Quan	DE	91	Clemson	5	2011-15	53	10
Boyett, Lon	TE	84	Cal State-Northridge	1	1977	0	0
Bradford, Allen	RB	21	Southern California	1	2011	1	0
Bradley, Jon	DT	73, 91	Arkansas State	3	2004-06	26	3
Bradley, Mark	WR	16	Oklahoma	1	2009	0	0
Brady, Ed	LB	53	Illinois	4	1992-95	64	0
Brady, Jeff	LB	57	Kentucky	1	1994	16	0
Brady, Ricky	TE	49	Oklahoma	1	1997^	0	0
Braggs, Byron	DE	71	Alabama	1	1984	14	0
Brantley, Scot	LB	52	Florida	8	1980-87	114	71
Branton, Gene	TE/WR	80	Texas Southern	2	1983, 85	3	0
Brate, Cameron	TE	84	Harvard	6	2014-19	82	29
Brien, Doug	K	4	California	1	2001	2	0
Bright, Leon	RB/KR	29	Florida State	2	1984-85	20	0
Brindza, Kyle	K	2	Notre Dame	1	2015	4	0
Briscoe, Dezmon	WR	89	Kansas	2	2010-2011	18	2
Brooks, Derrick	LB	55	Florida State	14	1995-08	224	221
Brooks, James	RB	20	Auburn	1	1992	2	0
Brooks, Reggie	RB	41	Notre Dame	1	1996	11	4
Brown, Aaron	LB	55	Ohio State	3	1978-80	44	2
Brown, Cedric	S	34	Kent	9	1976-84	100	95
Brown, Kourtnei	DE	91	Clemson	1	2015	4	0
Brown, Lomas	T	75	Florida	1	2002	11	0
Brown, Selwyn	S	28	Miami (FL)	1	1988	4	0

Brown, Tim	WR	81	Notre Dame	1	2004	15	4
Browner, Joey	S	47	Southern California	1	1992	7	2
Browner, Keith	LB	57	Southern California	3	1984-86	47	28
Brownlow, Darrick	LB	55	Illinois	2	1992-93	31	4
Bruhin, John	G	69	Tennessee	4	1988-91	49	21
Bryan, Chris	P	9	None	1	2010	4	0
Bryant, Anthony	DT	64	Alabama	1	2005	4	0
Bryant, Antonio	WR	89	Pittsburgh	2	2008-09	29	26
Bryant, Matt	K	3	Baylor	4	2005-08	63	0
Bucannon, Deone	LB/S	23	Washington State	1	2019	5	0
Buchanon, Phillip	CB	31	Miami (FL)	3	2006-08	42	33
Buckley, Curtis	S	28	East Texas State	3	1993-95	38	2
Buening, Dan	G	72	Wisconsin	3	2005-07	25	23
Bujnoch, Glenn	G	77	Texas A&M	2	1983-84	14	5
Bullough, Riley	LB	49	Michigan State	2	2017-18	12	3
Burnette, Reggie	LB	56, 50	Houston	2	1992-93	20	4
Burns, Keith	LB	51	Oklahoma State	1	2004	16	0
Bussey, Barney	S/LB	27	South Carolina State	3	1993-95	40	27
Butler, Crezdon	CB	26	Clemson	1	2014	11	3
Butler, Gary	TE	82	Rice	1	1977	3	0
Byham, Nate	TE	82	Pittsburgh	2	2012-13	15	5

C

Calhoun, Mike	DT/DE	70	Notre Dame	1	1980	3	0
Campbell, Darrell	DT	60	Notre Dame	1	2006	0	0
Campbell, Joe	DE	79	Maryland	1	1981	7	0
Cannida, James	DT	98	Nevada-Reno	4	1998-01	40	2
Cannon, John	DE/DT	78	William & Mary	9	1982-90	122	72
Capece, Bill	PK	3	Florida State	3	1981-83	37	0
Cappa, Alex	G	65	Humboldt State	2	2018-19	19	13
Cargile, Steve	S	37	Columbia	1	2009	1	0
Carimi, Gabe	G/T	72	Wisconsin	1	2013	14	3
Carlson, Jeff	QB	7	Weber State	2	1990-91	4	1
Carlton, Darryl	T	70	Tampa	3	1977-79	43	27
Carney, John	PK	3, 4	Notre Dame	2	1988-89	5	0
Carpenter, Rudy	QB	12	Arizona State	3	2009-11	1	0
Carr, Deveron	CB	33	Arizona State	1	2013	9	0
Carrier, Mark	WR	88, 89	Nicholls State	6	1987-92	88	80
Carroll, Jay	TE	86	Minnesota	1	1984	16	2
Carter, Blanchard	G	66	UNLV	1	1977	13	0
Carter, Brandon	G	60	Texas Tech	1	2010	1	0
Carter, Bruce	LB	50	North Carolina	1	2015	14	3
Carter, Carl	CB	44	Texas Tech	1	1991	11	10
Carter, Gerald	WR	87	Texas A&M	8	1980-87	100	61
Carter, Kevin	DE/DT	93	Florida	2	2007-08	32	30
Carter, Louis	RB	32	Maryland	3	1976-78	44	15
Carter, Marty	S	23	Middle Tennessee State	4	1991-94	62	55
Carver, Melvin	RB	28	UNLV	4	1982-85	32	11
Cash, Antoine	LB	52	Southern Mississippi	2	2006-07*	16	0
Casillas, Jonathan	LB	52	Wisconsin	2	2013-14	17	7
Castille, Jeremiah	CB	23	Alabama	4	1983-86	60	45
Catanzaro, Chandler	K	7	Clemson	1	2018	9	0
Cerqua, Marq	LB	58	Carson-Newman	1	2001	3	0
Cesare, Billy	CB	44	Miami (FL)	3	1978-79; 81	42	0
Chambers, Wally	DE	60	Eastern Kentucky	2	1978-79	28	18
Chamblee, Al	DE	57	Virginia Tech	2	1991-92	22	3
Chandler, Chris	QB	17	Washington	2	1990-91	13	6
Charleston, Jeff	DE	92	Idaho State	1	2012	0	0
Cherilus, Gosder	T	78	Boston College	2	2015-16	28	16
Christie, Steve	PK	2	William & Mary	2	1990-91	32	0
Christy, Jeff	C	62	Pittsburgh	3	2000-02	47	47
Chukwurah, Patrick	LB/DE	54, 94	Wyoming	2	2007-08	9	0
Ciurciu, Vinny	FB	44	Boston College	1	2003	8	0
Charleston, Jeff	DE	92	Idaho State	1	2012	0	0
Cichy, Jack	LB	48	Wisconsin	2	2018-19	10	0
Claiborne, Robert	WR	81	San Diego State	1	1993	5	0
Clark, Brian M.	PK	5	Florida	1	1982	1	0
Clark, Brian R.	WR	87, 18	North Carolina State	3	2007-09	24	0
Clark, Dallas	TE	44	Iowa	1	2012	16	7
Clark, Randy	S	31	Florida	1	1984	2	0
Clarke, Will	DE	94, 95	West Virginia	2	2017-18	18	0
Clayborn, Adrian	DE	94	Iowa	4	2011-14	36	36

Claybrooks, DeVone	DT	93	East Carolina	1	2002	2	0
Clayton, Michael	WR	80	LSU	6	2004-09	84	56
Clinkscales, Joey	WR	83	Tennessee	1	1988	3	0
Cobb, Reggie	RB	34, 33	Tennessee	4	1990-93	60	47
Cobb, Robert	DE	67	Arizona	1	1982	3	0
Cocroft, Sherman	S	25	San Jose State	1	1989	10	2
Coleman, Cosey	G	60	Tennessee	5	2000-04	71	63
Coleman, Sidney	LB	53, 50	Southern Mississippi	4	1988-90; 92	37	10
Collins, Anthony	T	73	Kansas	1	2014	10	10
Collins, Shawn	WR	89	Northern Arizona	1	1993	0	0
Colmer, Chris	T	61	North Carolina State	2	2005-06	0	0
Colzie, Neal	S	20	Ohio State	4	1980-83	46	29
Comella, Greg	FB	34	Stanford	1	2004	7	0
Compas, Jonathan	C	61	California-Davis	1	2009	2	0
Conte, Chris	S	23	California	4	2015-18	47	41
Cook, Jameel	FB	43, 33	Illinois	6	2001-05; 08	82	18
Cooper, Bert	LB	56	Florida State	1	1976	12	3
Cooper, Mark	T/G	71	Miami (FL)	3	1987-89	25	7
Cooper, Marquis	LB	58	Washington	2	2004-05	26	0
Copeland, Horace	WR	88,89	Miami (FL)	6	1993-98*	58	28
Cotney, Mark	S	33	Cameron State	9	1976-84*	113	92
Courseon, Steve	G	72	South Carolina	2	1984-85	30	25
Cousins, Oniel	OL	75	UTEP	1	2014	16	7
Covington, Tony	S	25	Virginia	4	1991-94*	31	15
Cox, Torrie	CB	27, 24	Pittsburgh	7	2003-09*	56	4
Crabtree, Tom	TE	84	Miami (OH)	1	2013	7	5
Crawford, Casey	TE	89	Virginia	1	2002	4	0
Crisman, Joel	G	68	Southern California	1	1996	9	0
Criswell, Ray	P	13	Florida	2	1987-88	19	0
Crockett, Zack	FB	30	Florida State	1	2007	1	0
Cross, Alan	TE	45	Memphis	3	2016-18	36	7
Crowder, Randy	DE/DT	91	Penn State	3	1978-80	32	10
Crowder, Tim	DE	96	Texas	3	2009-11	41	13
Crowell, Angelo	LB	59	Virginia	1	2009*	0	0
Culpepper, Brad	DT	73, 77	Florida	6	1994-99	93	80
Culpepper, Willie	WR	81	Southwest Louisiana	1	1992	3	0
Current, Mike	T	74	Ohio State	1	1976	14	14
Curry, Craig	S	31	Texas	3	1984-86	37	16
Curry, DeMarcus	T	76	Auburn	2	2000-01	3	0
Curry, Eric	DE	75	Alabama	5	1993-97	59	44
Curry, Vinny	DE	97	Marshall	1	2018	12	7
Cutrer, Jacob	LB	51	LSU	3	2011-13*	16	0

D

Daniels, Kahzin	LB	41	Charleston	1	2019	2	0
Darboh, Amara	WR	83	Michigan	1	2019	0	0
Darby, Alvis	TE	82	Florida	1	1978	6	1
Darby, Chartric	DT	91	South Carolina State	4	2001-04	61	23
Darby, Kenneth	RB	33	Alabama	1	2007	1	0
Darns, Phil	DE	75	Mississippi Valley State	1	1984	2	0
David, Lavonte	LB	54	Nebraska	8	2012-19	121	121
Davis, Anthony	RB	28	Southern California	1	1977	11	6
Davis, Anthony	T	69	Virginia Tech	6	2003-08	47	32
Davis, Carlton	CB	24	Auburn	2	2018-19	27	26
Davis, Charlie	RB	26	Colorado	1	1976	7	4
Davis, Don	LB	58	Kansas	3	1998-00	35	0
Davis, Gary	RB	28	Cal Poly SLO	2	1980-81	22	2
Davis, Greg	PK	8	The Citadel	1	1987	0	0
Davis, Jeff	LB	58	Clemson	6	1982-87	83	72
Davis, John	TE	80, 87	Emporia State	3	1997-99	40	2
Davis, Johnny	FB	38	Alabama	3	1978-80	46	20
Davis, Reuben	DE	79	North Carolina	5	1988-92	65	55
Davis, Ricky	DB	27	Alabama	1	1976	11	0
Davis, Sammy	CB	22	Texas A&M	1	2007	14	1
Davis, Tony	RB	27	Nebraska	3	1979-81	47	2
Davis, Tyree	WR	82	Central Arkansas	2	1994-95	1	0
Dawkins, Noah	LB	52	Citadel	1	2019	10	0
Dawsey, Lawrence	WR	80	Florida State	5	1991-95	57	41
Dawson, Skye	WR	18	Texas Christian	1	2013	7	0
Dean, Jamel	CB	35	Auburn	1	2019	13	5
DeBerg, Steve	QB	17	San Jose State	6	1984-87; 92-93	64	37
Deese, Derrick	T	70	Southern California	1	2004	16	16

Delaney, Jeff	S	24	Pittsburgh	1	1981	2	0
Demps, Jeff	RB	28	Florida	1	2013	2	0
Denman, Chris	T	74	Fresno State	1	2007*	0	0
DePaola, Andrew	LS	48	Rutgers	3	2014-16	48	0
Diaz, Jorge	G	64	Texas A&M-Kingsville	4	1996-99	52	45
Dickinson, Parnell	QB	18	Mississippi Valley State	1	1976	8	1
Dierking, Scott	FB/RB	25	Purdue	1	1984	8	2
Dile, Marc	OL	62	South Florida	1	2009	0	0
Diles, Zac	LB	53	Kansas State	1	2011	7	0
Dilfer, Trent	QB	12	Fresno State	6	1994-99	79	76
Dilger, Ken	TE	85	Illinois	3	2002-04	47	44
Dill, Scott	G/T	76	Memphis	6	1990-95	59	46
Dimry, Charles	CB	39	UNLV	3	1994-96	48	39
Dixon, Brandon	CB	39	Northwest Missouri State	1	2014	14	0
Dixon, D'Cota	S	38	Wisconsin	1	2019*	0	0
Dixon, Dwayne	WR	81	Florida	2	1984; 87	12	0
Dogins, Kevin	C	65	Texas A&M-Kingsville	5	1996-00	18	9
Dombrowski, Paul	S	47	Linfield (OR)	1	1985	6	0
Dotson, Demar	T	69	Southern Mississippi	10	2009-19*	130	106
Dotson, Santana	DT/DE	71	Baylor	4	1992-95	64	46
Douglas, Derrick	RB	37	Louisiana Tech	1	1990	0	0
Douglas, David	WR	89	Arizona	1	2012	1	0
Douglas, Freddie	WR	84	Arkansas	1	1976	7	1
Drewrey, Willie	WR/PR	87	West Virginia	4	1989-92	57	3
DuBose, Demetrius	LB	93	Notre Dame	4	1993-96	60	5
DuBose, Jimmy	RB	35	Florida	3	1976-78	33	15
Duckens, Mark	DE/DT	95	Arizona State	1	1992	5	3
Dudley, Rickey	TE	88	Ohio State	3	2002-04	24	5
Duncan, Jamie	LB	59	Vanderbilt	4	1998-01	59	36
Dunn, K.D.	TE	80, 85	Clemson	2	1985-86	14	0
Dunn, Warrick	RB	28	Florida State	6	1997-01; 08	91	71
Dye, Donteaa	WR	17	Heidelberg	2	2015-16	11	6

E

Eason, Ricky	CB	26	Florida	2	1985-86	15	2
Eckwood, Jerry	RB	43	Arkansas	3	1979-81	47	30
Economos, Andrew	LS	48	Georgia Tech	7	2006-13	108	0
Edmonds, Bobby Joe	RB/KR	41	Arkansas	1	1995	16	0
Edwards, Kadeem	G	71, 73	Tennessee State	1	2014	0	0
Edwards, Mario	CB	27	Florida State	1	2004	15	3
Edwards, Mike	S	34	Kentucky	1	2019	15	7
Elder, Donnie	S/CB	40	Memphis	2	1988-89	32	0
Elliott, Javien	CB	35	Florida State	3	2016-18	36	7
Ellison, Jerry	RB	37	Tenn.-Chattanooga	4	1995-98	64	5
English, Larry	DE	57	Northern Illinois	2	2014-15*	12	1
Emanuel, Bert	WR	87	Rice	2	1998-99	22	21
Erickson, Craig	QB	7	Miami (FL)	3	1992-94	37	30
Ernsberger, Donnie	TE	86	Western Michigan	1	2018	2	0
Eubanks, Darius	LB	49	Georgia Southern	1	2015	0	0
Evans, James	FB	38	Southern	1	1987	10	0
Evans, Justin	S	21	Texas A&M	3	2017-19	24	21
Evans, Maurice	DE	96	Penn State	1	2009	0	0
Evans, Mike	WR	13	Texas A&M	6	2014-19	90	89
Everett, Eric	CB/S	42	Texas Tech	1	1990	16	0
Everett, Thomas	S	22	Baylor	2	1994-95	28	25

F

Faine, Jeff	C	52	Notre Dame	4	2008-2011	51	51
Farmer, Dave	FB	41	Southern California	1	1978	3	0
Farmer, Karl	WR	84	Pittsburgh	1	1978	2	0
Farquhar, John	TE	89	Duke	1	1996	1	0
Farrell, Sean	G/T	62	Penn State	5	1982-86	64	59
Fatinikun, Olatunji	DE	96	Toledo	2	2014-15	12	0
Ferguson, Joe	QB	12	Arkansas	2	1988-89	7	3
Fest, Howard	G-T	72	Texas	2	1976-77	15	14
Fielder, Don	DE	65	Kentucky	1	1985	11	0
Figurs, Yamon	WR	16	Kansas State	1	2009	3	0
Fitzpatrick, Ryan	QB	14	Harvard	2	2017-18	14	10
Fletcher, Dane	LB	50	Montana State	1	2014	16	4
Folk, Nick	K	2	Arizona	1	2017	4	0
Ford, Chris	WR	81	Lamar	1	1990	1	0
Ford, Mike	QB	10	SMU	2	1981-82	0	0
Foster, Mason	LB	59	Washington	4	2011-14	57	54

Fragel, Reid	T	79	Ohio State	1	2015	1	0
France, Todd	K	4	Toledo	1	2005	1	0
Franklin, Collin	TE	85	Iowa State	1	2011	2	0
Franklin, John	WR/CB	14	Florida Atlantic	1	2019	1	0
Franklin, Larry	WR	80	Jackson State	1	1978	2	0
Franklin, Pat	RB	35	Southwest Texas State	1	1986	8	1
Freeman, Josh	QB	5	Kansas State	5	2009-13	60	59
Freeman, Phil	WR	81	Arizona	3	1985-87	37	11
Freitas, Rockne	T	74	Oregon State	1	1978	13	2
Frey, Isaiah	CB	32, 28	Nevada	1	2014	8	0
Frizzell, William	S	33	N. Carolina Central	1	1991	16	4
Frost, Scott	S	21	Nebraska	1	2003	4	0
Fullington, Darrell	S	27	Miami (FL)	2	1991-92	27	13
Fulton, Xavier	T	68	Illinois	1	2009*	0	0
Fusina, Chuck	QB	14	Penn State	3	1979-81	7	0
Futrell, Bobby	CB/S	36	Elizabeth City State	5	1986-90	61	17

G

Gabbert, Blaine	QB	11	Missouri	1	2019*	0	0
Gaitor, Anthony	CB	26	Florida International	3	2011-2013*	12	2
Galloway, Joey	WR	84	Ohio State	5	2004-08	66	56
Gant, Brian	LB	91	Illinois State	1	1987	11	3
Gant, Kenneth	S	29	Albany (GA) State	3	1995-97	41	3
Garcia, Frank	P	5	Arizona	5	1983-87	76	0
Garcia, Jeff	QB	7	San Jose State	2	2007-08	25	24
Garner, Charlie	RB	30	Tennessee	1	2004	3	3
Garrett, Jason	QB	17	Princeton	1	2004	0	0
Gates, Lionel	RB	28	Louisville	2	2006-07	1	0
Gay, Everett	WR	89	Texas	1	1989	0	0
Gay, Matt	K	9	Utah	1	2019	16	0
George, Jeremiah	LB	52	Iowa State	1	2015	15	0
Gessner, Chas	WR	83	Brown	1	2007	1	0
Gettis, Adam	T	72	Iowa	2	2017-18	0	0
Gholston, William	DE	92	Michigan State	7	2013-19	103	56
Gibson, David	S	46, 34, 22	Southern California	4	2000-03	34	0
Gibson, Gary	DT	95	Rutgers	2	2012-13	29	2
Gilbeaux, Brandon	DE	72	Delaware	1	2010*	0	0
Gilberry, Wallace	DL	92	Alabama	1	2012	0	0
Giles, Jimmie	TE	88	Alcorn State	9	1978-86	121	112
Gilkey, Garrett	OL	72	Chadron State	1	2014	16	1
Gill, Randy	LB	49	San Jose State	1	1978	1	0
Gillespie, Willie	WR	83	Tenn.-Chattanooga	1	1986	2	0
Gilmore, John	TE	88	Penn State	3	2008-10	45	23
Gilreath, David	WR	84	Wisconsin	1	2012	0	0
Gladman, Charles	RB	37	Pittsburgh	1	1987	2	0
Glaud, Ka'lial	LB	58	Rutgers	1	2013	7	0
Glennon, Mike	QB	8	North Carolina State	4	2013-16	21	18
Godwin, Chris	WR	12	Penn State	3	2017-19	46	21
Goff, Robert	DE	94	Auburn	2	1988-89	28	18
Gold, Ian	LB	52	Michigan	1	2004	16	13
Golden, Jack	LB	58	Oklahoma State	2	2002-03	17	0
Goldson, Dashon	S	38	Washington	2	2013-14	27	27
Golsteyn, Jerry	QB	11	Northern Illinois	2	1982-83	6	3
Gooch, Jeff	LB	50	Austin Peay	8	1996-01, 04-05*	105	22
Goode, Conrad	G	79	Missouri	1	1987	11	2
Goode, Kerry	RB	27	Alabama	1	1988	14	5
Goode, Najee	LB	53	West Virginia	1	2012	3	0
Goodspeed, Dan	T	64	Kent State	1	2002	0	0
Gordon, Sonny	S	31	Ohio State	1	1987	7	0
Gorrer, Danny	CB	36	Texas A&M	2	2012-13	13	1
Gottschalk, Ben	C	72	SMU	1	2016	2	1
Gradkowski, Bruce	QB	7, 5	Toledo	2	2006-07	17	11
Graham, Dan	C	65	Northern Illinois	1	1989	0	0
Graham, Don	LB	53	Penn State	1	1987	2	0
Graham, Earnest	RB	34, 33	Florida	8	2004-11	98	35
Gramatica, Martin	K	7, 10	Kansas State	6	1999-04	89	0
Grant, Darryl	DT	97	Rice	1	1991	2	0
Grant, David	DT	99	West Virginia	1	1992	2	0
Grant, Frank	WR	83	South Colorado State	1	1978	10	4
Gray, Jerry	S	20	Texas	1	1993	14	5
Grayson, Cyril	WR	15	LSU	1	2019	2	0
Green, Cornell	T/G	74	Central Florida	3	2002-03, 06	37	8

Green, Dave	P/K	4	Ohio	3	1976-78	44	0
Green, Hugh	LB	53	Pittsburgh	5	1981-85	54	53
Green, Jacques	WR	81	Florida	4	1998-01	56	37
Green, Rogerick	CB	26	Kansas State	3	1992-94*	12	1
Green, Willie	WR	82	Mississippi	1	1994	5	0
Greenwood, David	S	30	Wisconsin	1	1985	16	10
Gregory, Damian	DT	66	Illinois State	1	2004	6	0
Grice, Shane	G	68	Mississippi	1	2001	1	0
Griese, Brian	QB	8	Michigan	3	2004-05; 08	22	21
Griffin, Ryan	QB	4	Tulane	5	2015-19	2	0
Grimes, Brent	CB	24	Shippensburg	3	2016-18	42	42
Grimes, Randy	G/C	60	Baylor	10	1983-92*	118	104
Grimm, Cody	S	35	Virginia Tech	3	2010-12	23	12
Gruber, Paul	T	74	Wisconsin	12	1988-99	183	183
Gunn, Jimmy	LB	30	Southern California	1	1976	13	11
Gurley, Buck	DT	90	Florida	1	2002	8	0

H

Haddix, Wayne	CB/S	45	Liberty	2	1990-91	22	20
Hagins, Isaac	WR	81, 1	Southern	5	1976-80	50	32
Hall, De'Von	S	43	Utah State	1	2009	0	0
Hall, Rhett	TE	91, 66	California	3	1991-93	21	0
Hall, Ron	DE	82	Hawaii	7	1987-93	101	90
Hamilton, Harry	S	39	Penn State	4	1988-91	52	50
Hamilton, Joe	QB	14, 1	Georgia Tech	3	2000-02*	1	0
Hamilton, Marcus	CB	32	Virginia	2	2008-09	2	0
Hampton, Alonzo	CB	22	Pittsburgh	1	1991	15	3
Hankton, Cortez	WR	14	Texas Southern	1	2008*	0	0
Hannah, Charley	T/DE	73	Alabama	6	1977-82	77	61
Hanratty, Terry	QB	5	Notre Dame	1	1976	3	1
Hansbrough, Russell	RB	44	Missouri	1	2016	2	0
Hape, Patrick	TE	82	Alabama	4	1997-00	61	8
Hardman, Derek	G/T	73	Eastern Kentucky	3	2010	15	4
Hardy, Robert	RB	36	Carson-Newman	1	1991	16	0
Hargreaves III, Vernon	CB	28	Florida	4	2016-19	35	34
Harper, Alvin	WR	82, 80	Tennessee	2	1995-96	25	19
Harris, Demone	DE	72, 53	Buffalo	2	2018-19	3	0
Harris, De'Vante	CB	22	Texas A&M	1	2018	10	1
Harris, Dominique	S	21	Temple	1	2010	1	0
Harris, Jackie	TE	81, 80	Northeast Louisiana	4	1994-97	50	48
Harris, Leonard	WR	84	Texas Tech	1	1986	5	1
Harris, Nigel	LB	52	USF	1	2017	1	0
Harris, Odie	S	20	Sam Houston	3	1988-90	48	9
Harris, Paul	LB	52	Alabama	2	1977-78	19	2
Harris, Rudy	FB	43	Clemson	2	1993-94	18	2
Harris, William	TE	86	Texas	1	1989	16	2
Harrison, Todd	TE	89	North Carolina State	1	1992	1	0
Harvey, John	RB	26	UTEP	1	1990	16	1
Harvey, Maurice	CB	24	Ball State	1	1984	15	0
Hastings, Andre	WR	88	Georgia	1	2000	3	0
Hawkins, Andy	LB	59	Texas A&I	4	1980-83	47	27
Hawkins, Courtney	WR	85, 5	Michigan State	5	1992-96	77	48
Hawkins, Jerald	T	70	LSU	1	2019	1	0
Hawley, Joe	C	68	UNLV	3	2015-17	34	31
Haye, Jovan	DT	71	Vanderbilt	3	2006-08, 11	41	30
Hayes, Eric	DT	95	Florida State	1	1993	2	0
Hayes, Geno	LB	54	Florida State	4	2008-11	56	42
Haynesworth, Albert	DT	95	Tennessee	1	2011	7	6
Hayward, Adam	LB	57	Portland State	7	2007-13	107	13
Hedberg, Randy	QB	14	Minot State	1	1977	7	4
Heflin, Vince	WR	89	Central (OH) State	1	1986	6	3
Hegamin, George	T	79	North Carolina State	2	1999-00	17	1
Heinrich, Keith	TE	87	Sam Houston State	1	2007	4	0
Heller, Ron	T	73	Penn State	4	1984-87	58	56
Heller, Will	TE	89, 85	Georgia Tech	3	2003-05	19	3
Herron, Noah	RB	29	Northwestern	1	2008	0	0
Herron, Robert	WR	10	Wyoming	1	2014	8	0
Hewko, Bob	QB	8	Florida	1	1983	3	0
Highsmith, Alonzo	FB	32	Miami (FL)	2	1991-92	16	2
Hill, Bruce	WR	84	Arizona State	5	1987-91	57	50
Hill, Michael	RB	44	Missouri Western State	1	2013	6	0
Hilliard, Ike	WR	19	Florida	4	2005-08	63	14

Hillis, Peyton	RB	33	Arkansas	1	2013	0	0
Hires, Leon	C	70	Florida	1	2001	0	0
Hochstein, Russ	G	65	Nebraska	2	2001-02	1	0
Holland, Devin	S	30	McNeese State	1	2011	4	0
Holliday, Trindon	WR/KR	11	LSU	1	2014	1	0
Holloway, Derek	WR	83	Arkansas	1	1987	1	0
Holloway, Steve	TE	80	Tennessee State	1	1987	6	4
Holmes, Ron	DE	90	Washington	4	1985-88	50	44
Holt, John	CB	21	West Texas State	5	1981-85	72	53
Horton, Greg	G	64	Colorado	2	1978-79	30	28
House, Kevin	WR	89	Southern Illinois	7	1980-86	94	81
Hovan, Chris	DT	95	Boston College	5	2005-09	79	79
Howard, Bobby	RB	25	Indiana	3	1986-88	20	2
Howard, Carl	CB	25	Rutgers	1	1985	4	0
Howard, O.J.	TE	80	Alabama	3	2017-19	38	36
Howard, William	FB	43	Tennessee	2	1988-89	31	21
Howell, John	S	38	Colorado State	4	2001-04	54	8
Hudson, Tanner	TE	88	Southern Arkansas	2	2018-19	9	1
Huff, Gary	QB	19	Florida State	2	1977-78	14	6
Huff, Josh	WR	15	Oregon	1	2016	3	0
Huggins, Kareem	RB	32	Hofstra	2	2009-10	6	0
Hughes III, John	DT	67	Cincinnati	1	2016	5	0
Humphries, Adam	WR	11, 10	Clemson	3	2015-18	60	17
Hunt, Charles	LB	55	Florida State	1	1976	5	0
Hunter, Brice	WR	88,19	Georgia	2	1997-98	13	0
Hunter, Eddie	RB	37	Virginia Tech	1	1987	3	0
Hunter, Jeff	DE	97	Albany (GA) State	1	1994	1	0
Husted, Michael	K	5	Virginia	6	1993-98	96	0
Hutchinson, Scott	DE	70	Florida	1	1981	16	0
Hyman, Ishmael	WR	18	James Madison	1	2019	2	1

Igwebuike, Donald	PK	1	Clemson	5	1985-89	72	0
Igwebuike, Godwin	S	34	Northwestern	1	2018	1	0
Ingram, Byron	T/G	61	Eastern Kentucky	1	1989	0	0
Ingram, Stephen	T/G	65, 67	Maryland	3	1995-97*	2	0
Inmon, Earl	LB	59	Bethune-Cookman	1	1978	2	0
Irvin, Corvey	DT	96	Georgia	1	2012	12	0
Irwin, Tim	T	78	Tennessee	1	1994	8	6
Isom, Ray	S	28	Penn State	2	1987-88	8	6
Ivy, Corey	CB	35	Oklahoma	4	2001-04	49	2

Jackson, DeSean	WR	11	California	2	2017-18	26	23
Jackson, Dexter L.	S	34, 28	Florida State	6	1999-02; 04-05	73	42
Jackson, Dexter M.	WR	10	Appalachian State	1	2008	7	0
Jackson, Noah	G	65	Tampa	1	1984	6	3
Jackson, Scott	C	74	Brigham Young	2	2005-06	0	0
Jackson, Tanard	S	36, 28	Syracuse	5	2007-11	56	56
Jackson, Tyoka	DT/DE	97	Penn State	5	1996-00	63	16
Jackson, Vincent	WR	83	Northern Colorado	5	2012-16	63	62
James, Mike	RB	25	Miami (FL)	4	2013-16	23	3
Jameson, Larry	DT	69	Indiana	1	1976	1	0
Jarvis, Curt	DT	95	Alabama	4	1987-90	38	36
Jeffers, Lemont	LB	55	Tennessee	1	1982	0	0
Jenkins, Julian	DT/DE	91	Stanford	1	2006	12	0
Jenkins, Kerry	G	71	Troy State	2	2002-03	31	26
Jenkins, Mike	CB	24	USF	2	2014-15	15	5
Jennings, Tim	CB	28	Georgia	1	2015	6	3
Jennings, Rick	WR	81	Maryland	1	1976	0	0
Jennings, Stanford	RB	28	Furman	1	1992	11	0
Jensen, Ryan	C	66	Colorado State-Pueblo	2	2018-19	32	32
Johnson, Austin	FB	46	Tennessee	1	2016	1	0
Johnson, Brad	QB	14	Florida State	4	2001-04	49	49
Johnson, Cecil	LB	56	Pittsburgh	9	1977-85	111	90
Johnson, D.J.	CB	29	Jackson State	1	2010	0	0
Johnson, Dennis	LB	55	Southern California	1	1985	8	0
Johnson, Dirk	P	8	Northern Colorado	1	2009	11	0
Johnson, Essex	RB	19	Grambling	1	1976	14	1
Johnson, George	DE	67, 94	Rutgers	5	2010-12, 2015-16*	20	5
Johnson, Greg	DE	72	Florida State	1	1977	5	0
Johnson, Isaiah	S	39	South Carolina	2	2017-18	19	4
Johnson, James-Michael	LB	53	Nevada	1	2015	1	0

Johnson, Josh	QB	11	San Diego	4	2008-11	26	5
Johnson, Keyshawn	WR	19	Southern California	4	2000-03	57	57
Johnson, Leonard	CB	29	Iowa State	3	2012-14	48	17
Johnson, Marcus	G	72	Mississippi	1	2009	6	0
Johnson, Melvin	S	25	Kentucky	3	1995-97	43	26
Johnson, Michael	DE	90	Georgia Tech	1	2014	14	13
Johnson, Marcus	C/G	65	Georgia	2	1977-78	22	1
Johnson, Rishaw	CB	65	California (PA)	1	2014	0	0
Johnson, Rob	QB	11	Southern California	1	2002	6	2
Johnson, Tracy	FB	43	Clemson	1	1996	10	0
Jolley, Doug	TE	86	Brigham Young	1	2006	11	0
Jones, Chris	DT	98	Bowling Green	1	2013	0	0
Jones, Gordon	WR	84	Pittsburgh	4	1979-82	49	26
Jones, Howard	DE	95	Shepherd	2	2015-16	20	5
Jones, LaCurtis	LB	57	Baylor	1	1996	10	0
Jones, Marcus	DT/DE	78	North Carolina	6	1996-01	84	39
Jones, Mark	WR	89, 11	Tennessee	3	2005-07	29	0
Jones, Milton	DE	90	Central (OH) State	1	1994	0	0
Jones, Rod	CB	22	SMU	4	1986-89	57	44
Jones, Roger	CB	24	Tennessee State	3	1991-93	31	6
Jones, Ronald	RB	27	USC	2	2018-19	25	9
Jones, Sean	S	26	Georgia	2	2010-11	32	32
Jones, Thomas	RB	22	Virginia	1	2003	16	3
Jones, Victor	LB	52	Virginia Tech	1	1988	8	0
Jordan, Andrew	TE	48	Western Carolina	1	1997	2	0
Jordan, Anthony	TE	49	Vanderbilt	1	1999^	0	0
Jordan, Curtis	S/CB	25	Texas Tech	5	1976-80	71	33
Jordan, David	G	61	Auburn	1	1987	0	0
Joseph, Davin	G	75	Oklahoma	8	2006-13*	100	99
Judie, Ed	LB	51	Northern Arizona	1	1983	11	10
June, Cato	LB	59	Michigan	2	2007-08	32	28
Junior, E.J.	LB	50	Alabama	1	1992	2	1
Jurevicius, Joe	WR	83	Penn State	3	2002-04	30	8

K

Kafka, Mike	QB	3	Northwestern	1	2014	0	0
Kaplan, Ken	T	79	New Hampshire	3	1983-85*	32	2
Kearney, Tim	LB	50	Northern Michigan	1	1976	0	0
Kellin, Kevin	DE	75	Minnesota	3	1986-88	20	1
Kelly, Brian	CB	25	Southern California	10	1998-07	130	79
Kemp, Bobby	S	33	Cal State-Fullerton	1	1987	12	12
Kendrick, Vince	RB	20	Florida	1	1976	1	0
Kersten, Wally	T	61	Minnesota	1	1985	0	0
Keyes, Josh	LB	57	Boston College	2	2015-16	11	0
Keys, Tyrone	DE	98	Mississippi State	2	1986-87	17	2
Kiel, Blair	QB	16	Notre Dame	1	1984	10	0
King, Austin	C	62	Northwestern	1	2003	0	0
King, Joe	S	41	Oklahoma State	2	1992-93	29	12
King, Shaun	QB	10	Tulane	5	1999-03	31	22
King, Tavarres	WR	15	Georgia	1	2014	2	0
Kirby, Charles	FB	48	Virginia	2	2000-01*	6	2
Knight, Marcus	WR	12	Michigan	1	2004	0	0
Koenen, Michael	P	9	Western Washington	4	2011-14	64	0
Kollar, Bill	DE/DT	77	Montana State	5	1977-81	72	35
Komlo, Jeff	QB	7	Delaware	1	1983	2	0
Koutouvides, Niko	LB	53	Purdue	2	2009-10	30	0
Kubin, Larry	LB	59	Penn State	1	1985	4	0
Kush, Eric	C	66	California (Pa.)	1	2015	0	0

L

LaBeaux, Sandy	S	29	Cal State-Hayward	1	1983	3	0
Lambert, DeVonte	DL	75	Auburn	1	2016*	11	5
Landeta, Sean	P	7	Towson State	1	1997	10	0
Lane, Jorvorskie	FB	46	Texas A&M	2	2014-15	25	10
Landri, Derek	DT	90	Notre Dame	1	2013	8	1
Lansanah, Danny	LB	51	Connecticut	3	2013-15	33	23
Larsen, Spencer	FB	46	Arizona	1	2013	13	1
Larsen, Ted	C/G	62	North Carolina State	4	2010-13	59	31
Lawrence, Larry	QB	13	Iowa	1	1976	1	0
Lawrie, Nate	TE	46, 85	Yale	2	2004-05	7	0
Lawson, Jamie	FB	38	Nicholls State	2	1989-90	11	0
Leak, Curtis	WR	83	Johnson C. Smith	1	1976	0	0
Leavitt, Allan	PK	9	Georgia	1	1977	8	0

Ledbetter, Jeremiah	DT	95	Arkansas	1	2018	1	0
Lee, Charles	WR	81, 82	Central Florida	3	2002-04	16	8
Lee, James	T	77	South Carolina State	4	2008-11	19	10
Lee, Shawn	DT	97	North Alabama	2	1988-89	30	3
Leftwich, Byron	QB	7	Marshall	1	2009	3	3
Legette, Tyrone	CB	45	Nebraska	2	1996-97	31	1
Leggett, Jordan	TE	81	Clemson	1	2019	0	0
Lehr, Matt	C/G	68	Virginia Tech	1	2007	16	0
Lemon, Mike	LB	59	Kansas	2	1976-77	19	1
Lemon, Orié	LB	45	Oklahoma State	2	2014-15	18	4
Leonard, Brian	RB	30	Rutgers	1	2013	16	1
Leonard, Jim	C/G	62, 57	Santa Clara	4	1980-83	56	9
Lester, Fred	FB	30	Alabama A&M	1	1995	0	0
Levenseller, Mike	WR	84	Washington State	1	1978	2	0
Levingston, Lazarius	DT	78	LSU	1	2012	3	0
Lewis, David	LB	57	Southern California	5	1977-81	75	64
Lewis, Derrick	WR	18	San Diego State	1	2004	0	0
Lewis, Garry	CB	22	Alcorn State	1	1992	16	2
Lewis, Lequan	CB	30	Arizona State	1	2012	5	0
Lewis, Myron	CB	23	Vanderbilt	3	2010-12	29	1
Lewis, Reggie	DE	79	North Texas State	2	1979-80	22	0
Liedtke, Mike	OL	67	Illinois State	3	2017-19*	10	0
Lindell, Rian	K	4	Washington State	1	2013	16	0
Lindstrom, Chris	DE	75, 71	Boston	1	1985	13	2
Little, Everett	G/T	77	Houston	1	1976	10	1
Logan, David	DT	76	Pittsburgh	8	1979-86	110	103
Logan, T.J.	RB	22	North Carolina	1	2019	12	0
Lorig, Erik	FB/TE/DE	44, 97	Stanford	4	2010-13	56	
25							
Love, Sean	G	79	Penn State	2	1993-94	8	0
Lowry, Quentin	LB	64	Youngstown State	1	1986	6	0
Lucas, Chad	WR	15	Alabama State	1	2007	2	1
Lumpkin, Kregg	RB	28	Georgia	2	2010-11	27	0
Lynch, Cameron	LB	52	Syracuse	3	2016-18	39	0
Lynch, Corey	S	41	Appalachian State	3	2009-11	45	8
Lynch, John	S	47	Stanford	11	1993-03	164	132
----- M -----							
Maarleveld, J.D.	T	77	Maryland	2	1986-87	25	3
Mack, Elbert	CB	33, 43	Troy	4	2008-11	58	4
Mack, Milton	CB	21	Alcorn State	2	1992-93	28	19
Madise, Adrian	WR	12	Texas Christian	1	2004	0	0
Madison, Anthony	CB	37	Alabama	1	2007	0	0
Madu, Mossis	RB	32	Oklahoma	1	2011	9	0
Magee, Alex	DE	97	Purdue	1	2010	8	0
Magee, Brandon	LB	53	Arizona State	1	2014	9	0
Magee, Calvin	TE	86	Southern	4	1985-88	56	34
Mahan, Sean	G	79	Notre Dame	6	2003-06; 08-0978	40	
Mallard, Wesly	LB	54	Oregon	1	2005-06	22	0
Mallory, Rick	G	68	Washington	5	1984-88*	57	37
Malone, Robert	P	1	Fresno State	1	2010	12	0
Maniecki, Jason	DT	90	Wisconsin	3	1996-98	18	0
Mankins, Logan	G	70	Fresno State	2	2014-15	31	31
Manley, Dexter	DE	92	Oklahoma State	1	1991	14	7
Manor, Brison	DE	75	Arkansas	1	1984	6	0
Marpet, Ali	G, C	74	Hobart	5	2015-19	72	72
Marshall, Marvin	WR	89, 1	South Carolina State	3	1995-97*	5	0
Martin, Cecil	FB	37	Wisconsin	1	2003	1	0
Martin, Don	DB	21	Yale	1	1976	1	0
Martin, Doug	RB	22	Boise State	6	2012-17	68	65
Martin, Josh	DE	59	Columbia	1	2015	2	0
Martino, Freddie	WR	16	North Greenville	3	2016-18	25	0
Marts, Lonnie	LB	51, 55	Tulane	3	1994-96	47	40
Marve, Eugene	LB	99	Saginaw Valley State	4	1988-91	64	52
Masifilo, Matthew	DT/OL	97, 65	Stanford	4	2012-15	3	0
Maxson, Alvin	RB	28	SMU	1	1978	1	0
Mayberry, Tony	C	61	Wake Forest	10	1990-99	160	145
Mayfield, Corey	DT	78	Oklahoma	1	1992	11	0
Mayhew, Martin	CB	35	Florida State	4	1993-96	60	59
McAfee, Fred	RB	35	Mississippi College	1	1999	1	0
McAleney, Ed	DE	69	Massachusetts	1	1976	2	0
McAdoo, Derrick	RB	33	Baylor	1	1988	5	0

McCants, Keith	DE/LB	52	Alabama	3	1990-92	47	35
McCardell, Keenan	WR	87	UNLV	2	2002-03	30	30
McCargo, John	DT	79	North Carolina State	1	2011	4	0
McCauley, Marcus	CB	30	Fresno State	1	2009	0	0
McClain, Robert	CB	36	Connecticut	1	2017	14	9
McCown, Josh	QB	12	Sam Houston State	1	2014	11	11
McCown, Luke	QB	12	Louisiana Tech	4	2005-08	7	3
McCoy, Gerald	DT	93	Oklahoma	9	2010-18	123	123
McCoy, Matt	LB	50	San Diego State	2	2008-09	17	2
McCray, Kelcie	S	35	Arkansas State	1	2013	11	0
McDaniel, Randall	G	64	Arizona State	2	2000-01	32	32
McDaniel, Tony	DT	77	Tennessee	1	2015	14	3
McDermott, Sean	TE/LS	84	Kansas	1	2001	16	0
McDonald, Brandon	CB	33	Memphis	1	2012	11	2
McDonald, Clinton	DT	98	Memphis	4	2014-17	45	34
McDonald, Darnell	WR	84	Kansas State	1	1999	9	0
McDougald, Bradley	S	30	Kansas	4	2013-16	50	36
McDowell, Anthony	FB	37, 33	Texas Tech	3	1992-94	30	22
McElroy, Cody	TE	86	Southeastern Oklahoma St.	1	2019	1	0
McFadden, Kimario	S	33	South Carolina State	1	2015	3	0
McFarland, Anthony	DT	92	LSU	8	1999-06	98	84
McGriff, Lee	WR	83	Florida	1	1976	6	3
McGruder, Mike	CB	21, 38	Kent	2	1994-95	31	5
McHale, Tom	G/DE	73, 99	Cornell	6	1987-92	59	30
McIntosh, Toddrick	DE	94	Florida State	2	1994-95	15	1
McKay, John	WR	89	Southern California	3	1976-78	43	30
McKeever, Vito	CB	21	Florida	2	1986-87	17	8
McKenzie, Tyrone	LB	50	South Florida	1	2010	3	0
McLaughlin, John	DE	95	California	2	1999-00	18	0
McLeod, Kevin	FB	43	Auburn	1	1999	7	0
McNeal, Bryant	DE	98	Clemson	1	2004	0	0
McNeill, Rod	RB	22	Southern California	1	1976	11	0
McRae, Charles	G/T	70	Tennessee	5	1991-95	71	38
Means, Steven	DE	96	Buffalo	2	2013-14	11	0
Medlin, Dan	G	68	North Carolina State	2	1977-78	28	22
Melton, Henry	DT	90	Texas	1	2015	16	1
Melvin, Rashaan	CB	28	Northern Illinois	2	2013-14	0	0
Meredith, Jamon	T	79	South Carolina	2	2012-13	30	20
Mickens, Jaydon	WR	85	Washington	1	2019	1	0
Mickens, Mike	CB	30	Cincinnati	1	2009	0	0
Middleton, Frank	G	73	Arizona	4	1997-00	63	50
Middleton, Terdell	RB	45,43,44	Memphis	2	1982-83	9	0
Mihlhauser, Nick	C	66	Washington State	1	2006	0	0
Milanovich, Scott	QB	13	Maryland	4	1996-99	1	0
Miller, Roy	DT	90, 93	Texas	4	2009-12	62	34
Miller, Scotty	WR	10	Bowling Green	1	2019	10	2
Miller, Solomon	WR	83	Utah State	1	1987	8	0
Mincy, Charles	S	22	Washington	3	1996-98	34	25
Minnis, Marvin	WR	13	Florida State	1	2003	0	0
Minter, Kevin	LB	41, 51	LSU	2	2018-19	21	2
Mitchell, Aaron	CB	45	UNLV	1	1981	14	0
Mitchell, Alvin	FB	41	Auburn	1	1989	5	0
Mitchell, Bryant	WR	16	Northwestern State	1	2019*	0	0
Mix, Bryant	DE/DT	96	Alcorn State	1	1998	0	0
Mohr, Chris	P	5	Alabama	1	1989	16	0
Moore, Bob	TE	86	Stanford	2	1976-77	15	12
Moore, Dave	TE/FB	83, 86	Pittsburgh	13	1992-01; 04-06	190	96
Moore, Dre	DT	92, 95	Maryland	1	2009	7	0
Moore, Kyle	DE/DT	94	Southern California	2	2009-10	15	7
Moore, Manfred	RB	44	Southern California	1	1976	10	0
Moore, Maulty	DT	65	Bethune-Cookman	1	1976	5	1
Moore, Sterling	CB	26	SMU	1	2015	16	9
Morgan, Aaron	DE	98	Louisiana-Monroe	1	2012	7	0
Morgan, Karl	DT	67	UCLA	3	1984-86	41	0
Moritz, Brett	G/C	67	Nebraska	1	1978	6	0
Morris, Thomas	CB	24	Michigan State	2	1982-83	20	0
Morton, Michael	RB	20, 1	UNLV	3	1982-84	41	0
Moser, Rick	RB	35	Rhode Island	1	1982	1	0
Moss, Winston	LB	57, 58	Miami (FL)	4	1987-90	60	52
Mucker, Larry	WR	87	Arizona State	4	1977-80	53	11
Murphy, Frank	WR	87, 15	Kansas State	3	2000-01; 04	15	0

Murphy, Kevin	LB	59	Oklahoma	6	1986-91	88	53
Murphy, Louis	WR	18	Florida	2	2014-15	17	4
Murphy, Shawn	G	74	Utah State	1	2009	1	0
Murphy, Yo	WR	88	Idaho	1	1999	7	0
Murphy-Bunting	CB	23	Central Michigan	1	2019	16	10
Murray, Eddie	PK	3	Tulane	1	1992	7	0
Murray, Patrick	K	7	Fordham	3	2014-15, 2017	28	0
Myers, Brandon	TE	82	Iowa	3	2014-16	41	21

N

Nafziger, Dana	LB/TE	51, 83	Cal Poly SLO	6	1977-82*	68	13
Najarian, Pete	LB	57, 58	Minnesota	2	1988-89	13	0
Nassib, Carl	DE	94	Penn State	2	2018-19	29	17
Neal, Lorenzo	FB	41	Fresno State	1	1998	16	1
Nece, Ryan	LB	56	UCLA	6	2002-07	85	35
Nelson, Anthony	LB	98	Iowa	1	2019	9	1
Nelson, Bob	DT	71	Miami	1	1986	16	11
Neuheisel, Rick	QB	7	UCLA	1	1987	0	0
Newton, Tim	DT	96	Florida	2	1990-91	30	21
Nichols, Gerald	DT	77	Florida State	1	1991	16	5
Nicholson, Donte	S	28, 30	Oklahoma	4	2005-08	16	0
Nickerson, Hardy	LB	56	California	7	1993-99	104	104
Nicks, Carl	G	77	Nebraska	2	2012-13	9	9
Noble, Danny	TE	86	Toledo	2	2012-13	4	0
Novak, Jack	TE	80	Wisconsin	2	1976-77	21	4
Nugent, Mike	K	4	Ohio State	1	2009	4	0
Nunez-Roches, Rakeem	DT	56	Southern Miss	2	2018-19	19	0
Nunn, Terrence	WR	83	Nebraska	1	2009	0	0

O

Oben, Roman	T	72	Louisville	2	2002-03	31	29
Obradovich, Jim	TE	86	Southern California	6	1978-83	89	23
O'Connor, Patrick	DE/LB	79	Eastern Michigan	2	2017, 2019	11	0
Odom, Jason	T	70	Florida	5	1996-00*	46	41
O'Donoghue, Neil	PK	6	Auburn	2	1978-79	31	0
O'Dwyer, Matt	G	72	Northwestern	1	2004	4	0
Ogletree, Kevin	WR	85	Virginia	1	2013	4	1
Ogunbowale, Dare	RB	44	Wisconsin	2	2018-19	18	0
O'Hara, Pat	QB	4	Southern California	1	1991	0	0
Okam, Frank	DT	98	Texas	2	2010-11	12	6
Olajubutu, Sam	LB	43	Arkansas	1	2007*	0	0
Olatoye, Deji	CB	27	North Carolina A&T	1	2017	3	0
Oliver, Frank	DB	42	Kentucky State	1	1976	4	0
Oliver, Maurice	LB	55	Southern Mississippi	1	1991	3	0
Omameh, Patrick	G	66	Michigan	2	2013-14	16	16
Orlovsky, Dan	QB	6	Connecticut	2	2012-13	3	0
O'Steen, Dwayne	CB	44	San Jose State	2	1982-83	3	0
Overbay, Nathan	TE	84	Eastern Washington	1	2010	0	0
Owens, James	RB	26	UCLA	4	1981-84	40	12
Owens, Morris	WR	85	Arizona State	4	1976-79	58	47
Owusu, Chris	WR	80	Stanford	3	2012-14	17	4

P

Packer, Walter	RB	30	Mississippi State	1	1977	1	0
Pagac, Fred	TE	82	Ohio State	1	1976	14	3
Page, Eric	WR	17	Toledo	1	2013	16	1
Palmer, Mitch	LB/LS	54, 57	Colorado State	2	1998	20	0
Pamphile, Kevin	G	64	Purdue	4	2014-17	53	33
Parker, Anthony	CB	27	Arizona State	2	1997-98	26	21
Parker, Jeff	WR	83	Bethune-Cookman	1	1992	3	0
Parker, Preston	WR	87	North Alabama	3	2010-12	27	0
Parks, Jeff	TE	85	Auburn	1	1988	3	1
Parrish, Roscoe	PR/WR	12	Miami	1	2012	13	0
Patton, Solomon	WR	11	Florida	1	2014	7	0
Paul, Markus	S	36	Syracuse	1	1993	1	0
Paulescu, Sam	P	2	Oregon State	1	2009	5	0
Pawlowski, Mike	QB	9	California	1	1992	0	0
Pear, Dave	DT	76	Washington	3	1976-78	43	43
Pearson, Calvin	S	39	Grambling	3	2005-07	46	2
Peebles, Danny	WR	83	North Carolina State	2	1989-90	23	1
Penn, Donald	T	70	Utah State	8	2006-13	112	108
Peoples, George	RB	38	Auburn	2	1984-85	8	0
Perkins, Bruce	RB	32	Arizona State	1	1990	16	3

Perriman, Breshad	WR	19	UCF	1	2019	14	4
Peterson, Calvin	LB	58	UCLA	1	1976	5	4
Peterson, Greg	DT	96	North Carolina Central	2	2007-08	12	0
Peterson, Jim	LB	57	San Diego State	1	1976	3	2
Petitgout, Luke	T	77	Notre Dame	1	2007	4	4
Philcox, Todd	QB	15	Syracuse	1	1995	0	0
Phillips, Jermaine	S	23	Georgia	8	2002-09	96	74
Pianalto, Zack	TE	80	North Carolina	1	2011	13	0
Pierre-Paul, Jason	DE/LB	90	USF	2	2018-19	26	24
Pierson, Pete	T	69	Washington	8	1994-01	100	21
Pierson, Reggie	CB	20	Oklahoma State	1	1976	5	1
Pillow, Frank	WR	80	Tennessee State	3	1988-90	34	2
Pinion, Bradley	P	8	Clemson	1	2019	16	0
Pinkney, Cleveland	DT	61	South Carolina	1	2003	4	0
Piscitelli, Sabby	S	21	Oregon State	4	2007-10	45	20
Pittman, Michael	RB	32	Fresno State	6	2002-07	87	51
Pollard, Darryl	CB	31	Weber State	2	1992-93*	16	2
Porter, Rufus	LB	59	Southern	1	1997	11	10
Poteat, Hank	CB	21	Pittsburgh	1	2003	1	0
Powe, Keith	DE	95	UTEP	2	1994-95	8	0
Powell, Marvin	T	74	Southern California	2	1986-87	9	7
Pressley, Chris	FB	45	Wisconsin	2	2009-10	10	3
Price, Brian	DT	92	UCLA	2	2010-11	20	14
Price, Shawn	DE	92	Pacific	2	1993-94	15	6
Prior, Mike	S	24	Illinois State	1	1985	16	0
Pryor, Lonnie	FB/RB	45	Florida State	1	2013	0	0
Puetz, Gary	G/T	72	Valparaiso	1	1978	10	8
Purvis, Ryan	TE	80, 46	Boston College	2	2009-10	10	2
Pyne, Jim	G	60	Virginia Tech	4	1994-97	42	38

Q

Quarles, Shelton	LB	53	Vanderbilt	10	1997-06	148	113
Quinn, Jeff	QB	15	Nebraska	1	1982	0	0

R

Radford, Bruce	DE/DT	78	Grambling	1	1980	12	0
Rae, Mike	QB	15	Southern California	2	1978-79	11	5
Ragsdale, George	RB	23	North Carolina A&T	4	1976-79*	39	0
Rainey, Bobby	RB	43	Western Kentucky	3	2013-15	41	11
Raiola, Dominic	C	59	Wisconsin	1	2010	1	0
Randle, Ervin	LB	54	Baylor	6	1985-90	85	48
Ratliff, Keiwan	CB	37	Florida	1	2007	0	0
Rattay, Tim	QB	13	Louisiana Tech	2	2005-06	4	2
Razzano, Rick	FB	44	Mississippi	1	2005	1	0
Reavis, Dave	T	75	Arkansas	8	1976-83	98	87
Reece, Beasley	S	43	North Texas State	2	1983-84	25	22
Reece, Danny	CB/S	46	Southern California	5	1976-80	72	12
Reed, Nick	DE	53	Oregon	1	2011	3	0
Reedy, Bernard	WR	18	Toledo	2	2016-17	9	0
Reese, Booker	DE	66	Bethune-Cookman	3	1982-84	24	7
Reese, Steve	LB	52	Louisville	1	1976	13	10
Reimers, Bruce	G	66	Iowa State	2	1992-93	27	26
Revis, Darrelle	CB	24	Pittsburgh	1	2013	16	16
Reyes, Tutan	T	76	Mississippi	1	2002	0	0
Reynolds, Ricky	CB	29	Washington State	7	1987-93	105	103
Rhett, Errict	RB	32	Florida	4	1994-97	52	31
Rice, Rodney	CB	31	Brigham Young	1	1990	16	1
Rice, Simeon	DE	97	Illinois	6	2001-06	87	87
Richardson, Greg	WR	89	Alabama	1	1988	2	0
Riesenberg, Doug	T	79	California	1	1996	10	10
Risher, Alan	QB	7	LSU	1	1985	16	0
Rivers, David	CB	27	Youngstown State	2	2017-18	3	0
Roberg, Mike	TE	89	Idaho	1	2001	1	0
Roberson, Derrick	CB	29	Rutgers	1	2009	6	0
Roberts, Greg	G	61	Oklahoma	4	1979-82	45	42
Robinson, Damien	S	24	Iowa	4	1997-00	39	32
Robinson, Glenn	DE	64	Oklahoma State	2	1976-77	28	3
Robinson, Greg	G	64	Sacramento State	1	1986	3	0
Robinson, Josh	CB	26	Central Florida	2	2016-17	27	0
Robinson, Mark	S	30	Penn State	3	1988-90	40	40
Robinson, Travaris	S	28	Auburn	1	2003	4	0
Roby, Reggie	P	1	Iowa	1	1995	16	0
Roder, Mirro	PK	5	None	1	1976	2	0

Rodgers, Jacquizz	RB	32	Oregon State	3	2016-18	42	9
Rodriguez, Evan	FB	86, 81	Temple	1	2014-	1	0
Rogers, Glenn	CB	21	Memphis	1	1991	5	1
Rogers, Reggie	DE	75	Washington	1	1992	2	0
Roland, Benji	DE	93	Auburn	1	1990	3	1
Roland, Dennis	T	73	Georgia	1	2007	0	0
Rolling, Henry	LB	55	Nevada-Reno	2	1988-89	21	0
Rouse, Wardell	LB	52	Clemson	2	1995-96*	16	1
Royals, Mark	P	3	Appalachian State	8	1990-91,99-01	80	0
Royster, Mazio	RB	33, 31	Southern California	3	1992-94	33	1
Rucker, Conrad	TE	80	Southern	1	1980	2	0
Rudd, Dwayne	LB	57	Alabama	1	2003	16	2
Rudolph, Council	DE	78	Kentucky State	2	1976-77	28	28
Rusk, Reggie	CB	28, 26	Kentucky	2	1996-97	5	0
Russell, J.R.	WR	87	Louisville	1	2005	0	0
Russell, Ryan	DE	96	Purdue	2	2016-17	22	7
Ruud, Barrett	LB	51	Nebraska	6	2005-10	95	68
Ryan, Tim	G/C	64, 46	Notre Dame	3	1991-93	37	1
Ryans, Larry	WR	89	Clemson	1	1996	3	0
Ryczek, Dan	C	51	Virginia	2	1976-77	28	21

S

Samuels, Tony	TE	80	Bethune-Cookman	1	1980	6	3
Sanborn, Garrison	LS	65, 89	Florida State	2	2017-18	32	0
Sanders, Gene	DT/G/T	74	Texas A&M	7	1979-85	76	40
Santos, Cairo	K	5	Tulane	1	2018	7	0
Sapp, Warren	DT	99	Miami (FL)	9	1995-03	140	130
Saunders, Cedric	TE	49	Ohio State	1	1995	3	0
Savage, Josh	DE	93	Utah	1	2004	6	0
Schnell, Spencer	WR	83	Illinois State	1	2019	1	0
Schroeder, Bill	WR	11	Wisconsin-LaCrosse	1	2004	7	2
Schum, Jacob	P	5	Buffalo	1	2015	16	0
Schumacher, Kurt	G	78	Ohio State	1	1978	4	4
Scott, Todd	S	38	Southwest Louisiana	2	1995-96	3	2
Scott, Trevor	DE	71	Buffalo	1	2013	4	0
Seals, Ray	DE	98	None	5	1989-93	47	28
Sears, Arron	G	78	Tennessee	3	2007-09*	31	31
Seferian-Jenkins, Austin	TE	87	Washington	3	2014-16	18	11
Selmon, Dewey	DT/LB	61, 58	Oklahoma	5	1976-80	72	65
Selmon, Lee Roy	DE	63	Oklahoma	10	1976-85*	121	117
Shaw, Josh	DB	30	USC	1	2018	4	0
Shearin, Joe	G/C	64	Texas	1	1985	10	0
Shepard, Russell	WR	89	LSU	4	2013-16	57	5
Shepherd, Edell	WR	86, 3	San Jose State	2	2003-05*	19	0
Shipley, Jordan	WR	12	Texas	1	2012	1	0
Shirley, Josh	DE	91	UNLV	1	2015	5	0
Short, Laval	DT	64	Colorado	1	1981	4	0
Shorts III, Cecil	WR	10	Mount Union	1	2016	9	5
Shula, Mike	QB	11	Alabama	1	1987	0	0
Shumann, Mike	WR	82	Florida State	1	1980	6	0
Sidbury, Lawrence	DE	77, 91, 59	Richmond	2	2014-15	2	0
Sileo, Dan	DT	93	Miami (FL)	1	1987	10	0
Siliga, Sealver	DT	70, 96	Utah	2	2016-17	14	0
Silvan, Nilo	WR	87	Tennessee	1	1996	7	0
Simmonds, Mike	G	62	Indiana State	3	1987-89*	5	5
Simms, Chris	QB	2	Texas	5	2003-07	19	15
Sims, Charles	RB	34	West Virginia	4	2014-17	47	2
Sims, Jimmie	LB	55	Southern California	1	1976	2	1
Sims, Ryan	DT	98	North Carolina	4	2007-10	46	19
Singleton, Alshermund	LB	51	Temple	6	1997-02	87	15
Skow, Jim	DE	71	Nebraska	1	1990	12	10
Smart, Ian	RB	36	C.W. Post	1	2004	4	0
Smith, Alex	TE	81	Stanford	4	2005-08	58	43
Smith, Antone	RB	36	Florida State	1	2016	3	0
Smith, Barry	WR	88	Florida State	1	1976	13	1
Smith, Clifton	RB	22	Fresno State	2	2008-09	20	0
Smith, Corey	DE	98	North Carolina State	3	2002-04	11	0
Smith, Daryl	LB	51	Georgia Tech	1	2016	16	11
Smith, Don	RB/WR	47	Mississippi State	3	1987-89*	21	3
Smith, Donovan	T	76	Penn State	5	2015-19	79	79
Smith, Dwight	CB/S	26	Akron	4	2001-04	63	34
Smith, Evan	OL	62	Idaho State	5	2014-18	58	28

Smith, Herman	DE	91	Portland State	2	1995-96	8	0
Smith, Jacquies	DE	56	Missouri	4	2014-17	29	18
Smith, Jeff	RB	35	Nebraska	2	1987-88	28	11
Smith, Johnny Ray	CB	22	Lamar	3	1981-83*	25	2
Smith, Justin	LB	59	Indiana	1	2003	2	0
Smith, Michael	RB	34	Utah State	2	2012-13*	1	0
Smith, Ryan	CB	29	North Carolina Central	4	2016-19	57	16
Smith, Sean	DE	92	Grambling	1	1989	3	1
Smith, Shevin	S	29, 30	Florida State	2	1998-99	19	0
Snell, Ray	G	72	Wisconsin	4	1980-83	45	35
Solomon, Jesse	LB	55, 54	Florida State	1	1991	13	12
Solomon, Scott	DE	60	Rice	2	2013-14	6	0
Solwold, Mike	LS	45	Wisconsin	1	2002	4	0
Sowell, Jerald	FB	33	Tulane	1	2006	11	0
Spek, Jeff	TE	88	San Diego State	1	1986	2	0
Spence, Akeem	DT	97	Illinois	4	2013-16	56	30
Spence, Blake	TE	84	Oregon	1	2000	3	0
Spence, Noah	DE	57	Eastern Kentucky	3	2016-18	34	6
Spencer, Evan	WR	85	Ohio State	1	2015	1	0
Spires, Greg	DE	94	Florida State	6	2002-07	89	87
Spradlin, Danny	LB	55	Tennessee	2	1983-84	31	2
Springs, Ron	RB	20	Ohio State	2	1985-86	24	8
Spurlock, Micheal	WR	81, 17	Mississippi	4	2007; 09-11	37	1
Spurrier, Steve	QB	11	Florida	1	1976	14	12
Stalls, Dave	DE	65	Northern Colorado	4	1980-83	46	19
Stamps, Sylvester	RB/KR	24	Jackson State	1	1989	10	1
Stargell, Tony	CB	45	Tennessee State	2	1994-95	24	8
Starring, Stephen	WR	81	McNeese State	1	1988	6	0
Staten, Robert	FB	33	Jackson State	1	1996	6	0
Stecker, Aaron	RB	22, 27	Western Illinois	4	2000-03	55	2
Stensrud, Mike	DT	94	Iowa State	1	1987	12	12
Stephens, Darnell	LB	54	Clemson	2	1995-96	14	0
Stephens, Travis	RB	36	Tennessee	1	2002	1	0
Steussie, Todd	T	75	California	2	2004-05	31	5
Stevens, Jerramy	TE	86	Washington	4	2007-10	50	15
Stewart, Darian	S	24	South Carolina	1	2019	13	1
Stewart, M.J.	CB	36	North Carolina	2	2018-19	21	6
Stewart, Orion	S	30	Baylor	1	2019*	0	0
Stinchcomb, Matt	G	78	Georgia	2	2004-05*	16	16
Stinnie, Aaron	G	64	James Madison	1	2019	2	0
Stocker, Luke	TE	88	Tennessee	7	2011-17	80	56
Stone, Ken	S	28	Vanderbilt	1	1976	14	14
Storer, Byron	FB	44	California	3	2007-09*	15	6
Stovall, Maurice	WR	85	Notre Dame	5	2006-10	56	11
Strait, Derrick	CB	31	Oklahoma	1	2006	0	0
Stroughter, Sammie	WR	18	Oregon State	4	2009	33	4
Stryzinski, Dan	P	4	Indiana	3	1992-94	48	0
Studaway, Mark	DE	71	Tennessee	1	1985	6	0
Suh, Ndamukong	DL	93	Nebraska	1	2019	16	16
Sullivan, Mike	C/G	67	Miami (FL)	4	1992-95	48	4
Sully, Ivory	S	44	Delaware	2	1985-86	32	27
Swayne, Harry	DE/T	70	Rutgers	4	1987-90	44	3
Swearinger, D.J.	S	36	South Carolina	1	2015	7	0
Sweezy, J.R.	G	73	North Carolina State	1	2017	14	14
Swider, Larry	P	9, 5	Pittsburgh	2	1977, 1981-82	22	0
Swoope, Craig	S	41	Illinois	2	1986-87	16	11

T

Talib, Aqib	CB	25	Kansas	5	2008-12	58	45
Tandy, Keith	DB	37	West Virginia	6	2012-17	84	15
Tapp, Darryl	DE	56	Virginia Tech	1	2017	3	1
Tate, Lars	RB	34	Georgia	2	1988-89	30	19
Tate, Willy	TE	82	Oregon	1	1996	13	0
Taylor, Adarius	LB	53	Florida Atlantic	4	2015-18	50	14
Taylor, Gene	WR	85	Fresno State	2	1987-88	11	0
Taylor, Jay	K	6	West Virginia	1	2004	5	0
Taylor, Rob	T	72	Northwestern	8	1986-93	110	91
Te'o-Nesheim, Daniel	DE	50	Washington	3	2011-13	33	26
Terry, Jeb	G	77	North Carolina	3	2004-06	30	1
Testaverde, Vinny	QB	14	Miami (FL)	6	1987-92	76	72
Thigpen, Marcus	WR	19	Indiana	1	2014	4	0
Thomas, Broderick	LB	51	Nebraska	5	1989-93	80	55

Thomas, Ed	TE	86	Houston	2	1990-91	13	0
Thomas, George	WR	87	UNLV	1	1992	5	1
Thomas, Kelly	T	70	Southern California	2	1983-84	24	15
Thomas, Kevin	C	64	Arizona State	1	1988	10	0
Thomas, Lamar	WR	87	Miami (FL)	3	1993-95	36	2
Thomas, Norris	CB	41	Southern Mississippi	5	1980-84	66	25
Thomas, Robb	WR	84	Oregon State	3	1996-98	35	9
Thomas, Zach	WR	84	South Carolina State	1	1984	2	0
Thompson, Jack	QB	14	Washington State	2	1983-84	18	16
Thompson, LeRoy	RB	34	Penn State	1	1996	5	0
Thompson, Robert	LB	56, 59	Michigan	2	1983-84	19	2
Tiggle, Calvin	LB	58	Georgia Tech	2	1991-92	24	4
Tomberlin, Pat	G	68	Florida State	1	1993	2	0
Toomay, Pat	DE	66	Vanderbilt	1	1976	14	14
Trewyn, Nate	C	60	Wisconsin-Whitewater	1	2019	0	0
Triner, Zach	LS	97	Assumption College	1	2019	16	0
Tripoli, Paul	S	24	Alabama	1	1987	13	4
Trotter, Jeremiah	LB	50	Stephen F. Austin	1	2007	3	1
Troupe, Ben	TE	83	Florida	1	2008	2	0
Trueblood, Jeremy	T	65	Boston College	7	2006-12	101	84
Tupa, Tom	P	9	Ohio State	2	2002-03	32	0
Turk, Dan	G/C	50	Wisconsin	2	1987-88	25	13
Turner, Vernon	RB/KR	45, 30	Carson-Newman	2	1993-94	13	1
Tuttle, Perry	WR	81	Clemson	1	1984	3	0
Tyler, Andre	WR	81	Stanford	2	1982-83	14	0

U

Uko, George	DT	58, 95	USC	1	2014	1	0
Underwood, Tiquan	WR	11	Rutgers	2	2012-13	26	10
Unutoa, Morris	C/LS	68	Brigham Young	3	1999-00, 02	30	0
Upshaw, Regan	DE	91, 73	California	3	1996-99	48	47
Urrutia, Mario	WR	19, 89	Louisville	1	2009	0	0

V

Vance, Eric	S	33	Vanderbilt	4	1998-01	33	1
Vea, Vita	DT	50	Washington	2	2018-19	29	24
Verner, Alterraun	CB	21	UCLA	3	2014-16	46	23
Verser, David	WR	84	Kansas	1	1985	1	0
Vincent, Keydrick	G	66	Mississippi	1	2010	5	5
Vlasic, Mark	QB	13	Iowa	1	1993	0	0

W

Waddell, Charles	TE	82	North Carolina	1	1977	0	0
Wade, John	C	76	Marshall	5	2003-07	72	72
Walker, Jackie	LB/TE	56, 85	Jackson State	4	1986-89	57	9
Walker, Kenyatta	T	67	Florida	6	2001-06	75	73
Walker, Kevin	CB	37	East Carolina	2	1986-87	7	3
Walker, Marquise	WR	82	Michigan	1	2002	0	0
Wallace, Cody	C/G	74	Texas A&M	1	2012	8	0
Walsh, Steve	QB	4	Miami (FL)	2	1997-98	17	0
Wansley, Tim	CB	31	Georgia	2	2002-03	13	6
Ward, Channing	DL	71	Ole Miss	2	2016-17	6	1
Ward, Derrick	RB	28	Ottawa (KS)	1	2009	14	1
Ward, John	G-C	73	Oklahoma State	1	1976	4	3
Ward, T.J.	S	43	Oregon	1	2017	12	4
Ware, D.J.	RB	28	Georgia	1	2012	16	1
Warnke, Dave	PK	2	Augsburg	1	1983	1	0
Warner, Ron	DE	95	Kansas	2	2002-03	8	0
Warren, Jeremiah	OL	60	USF	1	2015	3	0
Warren, Paris	WR	82	Utah	3	2005-06*	8	0
Washington, Chris	LB	51	Iowa State	5	1984-88	76	52
Washington, Mike	CB	40	Alabama	9	1976-84	100	97
Washington, Todd	C/G	75, 77	Virginia Tech	5	1998-02	51	3
Watford, Earl	G	71	James Madison	1	2019	15	4
Watson, Dekoda	LB	56	Florida State	4	2010-13	60	6
Watson, Derek	RB	22	South Carolina State	1	2005	0	0
Watson, Justin	WR	17	Harvard	2	2018-19	28	2
Weatherspoon, Chuck	RB	37	Houston	1	1991	4	0
Webber, Raymond	WR	86	Arkansas-Pine Bluff	1	2011*	0	0
Webster, Nate	LB	52	Miami (FL)	4	2000-03	63	6
Weldon, Casey	QB	11	Florida State	4	1993-96	24	0
Wells, Josh	T	72	James Madison	1	2019	13	2
Wender, Jack	RB	38	Fresno State	1	1977	2	0
Westbrook, Tevin	TE	81	Florida	1	2015	0	0

Wester, Leonard	T	66	Missouri Western State	3	2016-18	27	1
Weston, Rhondy	DE	77	Florida	1	1989	12	2
Wheeler, Mark	DT	77	Texas A&M	4	1992-95	55	46
Whitaker, Ronyell	CB	29	Virginia Tech	1	2003	4	1
White, Brad	DT	90	Tennessee	3	1981-83	41	0
White, Charlie	RB	28	Bethune-Cookman	1	1978	7	1
White, Devin	LB	45	LSU	1	2019	13	13
White, Dewayne	DE	90	Louisville	4	2003-06	60	13
White, Stylez G.	DE	91	Minnesota	4	2007-10	63	23
White, Jamel	RB	22	South Dakota	1	2004	7	0
White, Jeris	CB	45	Hawaii	3	1977-79	46	46
White, Markus	DE	92	Florida State	1	2012	2	0
White, Robb	DE/DT	91	South Dakota	1	1990	7	1
White, Steve	DE	94	Tennessee	6	1996-01	79	15
Whitehead, Jordan	S	33	Pittsburgh	2	2018-19	29	25
Whittle, Jason	G	65	Southwest Missouri State	1	2003	16	5
Wilcox, Daniel	TE	41	Appalachian State	2	2002-03	2	0
Wilder, James	RB	32	Missouri	9	1981-89	113	102
Wilkerson, Jimmy	DE/DT	97	Oklahoma	2	2008-09	31	16
Wilkins, Mazzi	CB	37	USF	1	2019	5	0
Williams, Carnell	RB	24	Auburn	6	2005-10	70	57
Williams, David	WR	80	Illinois	1	1986	15	0
Williams, D.J.	TE	85	Arkansas	1	2014	0	0
Williams, Doug	QB	12	Grambling	5	1978-82	67	67
Williams, Ed	FB	43	Langston	2	1976-77	26	15
Williams, Jason	LB	52	Western Illinois	1	2014	3	0
Williams, Jimmy	LB	54	Nebraska	2	1992-93	27	24
Williams, Karl	WR	86	Texas A&M-Kingsville	8	1996-03	115	22
Williams, Marcus	CB	22	North Dakota State	1	2018	2	0
Williams, Mark	LB	58	Ohio State	1	1996	0	0
Williams, Mike	WR	19	Syracuse	1	2010-13	54	52
Williams, Roland	TE	81	Syracuse	1	2003	1	0
Williams, T.J.	TE	45	North Carolina State	1	2006*	0	0
Willis, Ken	PK	1	Kentucky	1	1992	9	0
Wilson, Bernard	DT	96	Tennessee State	2	1993-94	14	2
Wilson, Bobo	WR	85	Florida State	3	2017-19	14	2
Wilson, Charles	WR	84	Memphis	3	1992-94	31	8
Wilson, C.J.	CB	41	North Carolina State	1	2014	2	0
Wilson, E.J.	DE	78	North Carolina	1	2011*	0	0
Wilson, Jerry	CB	24	Southern	1	1995*	0	0
Wilson, Karl	DE	91	LSU	1	1994	14	2
Wilson, Reinard	DE	95	Florida State	1	2003	0	0
Wilson, Robert	FB	20	Texas A&M	1	1991	16	15
Wilson, Rod	LB	56	South Carolina	2	2008-09	8	0
Wilson, Shaun	RB	38	Duke	1	2018	5	0
Wilson, Steve	C/T/G	50, 79	Georgia	10	1976-85	126	104
Winans, Jeff	T/G	62	Southern California	2	1977-78	12	12
Winborn, Jamie	LB	50	Vanderbilt	1	2006	14	0
Winfrey, Stan	RB	36	Arkansas State	1	1977	2	0
Winslow, Kellen	TE	82	Miami (FL)	3	2009-11	48	40
Winston, Jameis	QB	3	Florida State	5	2015-19	72	70
Witte, Mark	TE	85, 93	North Texas State	3	1983-85	48	2
Wonsley, Nathan	RB	46	Mississippi	1	1986	10	2
Wood, Richard	LB	54	Southern California	9	1976-84	132	89
Woods, Al	DT	95	LSU	1	2010	9	0
Woods, Rick	S	20	Boise State	1	1987	5	5
Word, Roscoe	CB	24	Jackson State	1	1976	3	1
Workman, Vince	RB	46	Ohio State	2	1993-94	31	19
Worthington, Doug	DT	79	Ohio State	1	2010	0	0
Worthy, Jerel	DT	56	Michigan State	1	2018	4	0
Wright, Charles	CB	21	Tulsa	1	1988	2	0
Wright, Eric	CB	21	UNLV	1	2012	10	10
Wright, Keith	DT	68	Missouri	2	2004-05	0	0
Wright, Major	S	31	Florida	3	2014-16	23	9
Wright, Tim	TE	81	Rutgers	1	2013	16	8
Wunsch, Jerry	T	71	Wisconsin	5	1997-02	80	46
Wyatt, Willie	DT	66	Alabama	1	1990	7	3
Wyms, Ellis	DT/DE	96	Mississippi State	6	2001-06	66	9
Wynn, Milton	WR	88	Washington State	1	2001	1	0

Y

Yarno, George	G/C/T	68,69,66	Washington State	8	1979-83; 85-87	109	65
Yepremian, Garo	PK	1	None	2	1980-81	19	0
Yoder, Todd	TE	80	Vanderbilt	4	2000-03	57	2
Young, Floyd	CB	31	Texas A&M-Kingsville	4	1997-00	36	1
Young, Randy	T	70	Iowa State	1	1976	9	0
Young, Steve	T	71	Colorado	1	1976	12	11
Young, Steve	QB	8	Brigham Young	2	1985-86	19	19
Yount, Christian	LS	46	UCLA	1	2011	7	0

Z

Zeier, Eric	QB	15	Georgia	2	1999-00	5	1
Zemaitis, Alan	CB	29	Penn State	1	2006	0	0
Zuttah, Jeremy	OL	76	Rutgers	7	2008-13	90	76

* Spent one full season on injured reserve or similar reserve list. Seasons on injured reserve are included in total number of seasons.

@ All the numbers worn by a player during a game played are listed. The first number listed is the primary or most often worn number. Where no number is primary, the first number worn is listed.

^ Was not on active roster during the regular season, but was on the active roster for at least one playoff game

The following were members of the 1987 replacement team fielded during the NFLPA players strike. Games played and started are listed in parentheses. The totals of Ray Criswell, Brian Gant, Charles Gladman, Steve Holloway, Paul Tripoli and Kevin Walker, who were on the roster subsequent to the strike, and Dwayne Dixon, who previously played with the Bucs in 1984, are listed on the main roster: RB Greg Boone (2,0); OG Rufus Brown (2,0); WR Steve Carter (3,1); DE Walter Carter (2,1); DE Mike Clark (3,3); DB Torin Clark (2,0); DB Ivory Curry (3,2); DB Jeff George (2,1); DE Roy Harris (3,2); OT Dave Heffernan (2,0); QB Mike Hold (2,0); OG Jim Huddleston (1,1); OG John Hunt (1,0); WR David Jackson (1,0); LB Cam Jacobs (3,0); T David Johnson (0,0); OG David Jordan (3,3); DB Tim King (3,0); RB Dan Land (3,2); LB Fred McCallister (3,3); TE Jeff Modesitt (1,0); LB Sankar Montoute (3,3); NT Fred Nordgren (3,3); OG Paul O'Connor (2,2); DB Lee Paige (3,0); LB Leon Pennington (3,0); C Chuck Pitcock (2,2); OG Donald Pumphrey (3,3); DB Marcus Quinn (3,3); DE James Ramey (3,0); QB John Reaves (2,2); RB Harold Ricks (3,1); DE Charles Riggins (3,0); WR Stanley Shakespeare (1,0); OT Reggie Smith (3,3); WR Eric Streater (3,3); PK Van Tiffin (3,0); LB Pat Teague (1,1); RB Derrick Thomas (1,0); DE Calvin Turner (3,0); LB Miles Turpin (3,2); WR Herkie Walls (2,2); TE Arthur Wells (2,0); FB Adrian Wright (3,3); QB Jim Zorn (1,1).

ALL-TIME DRAFT

BUCCANEERS IN THE FIRST ROUND (OVERALL PICK)

1976	DE Lee Roy Selmon, Oklahoma (1)
1977	RB Ricky Bell, USC (1)
1978	QB Doug Williams, Grambling (17)
1979	None
1980	G Ray Snell, Wisconsin (22)
1981	LB Hugh Green, Pittsburgh (7)
1982	G Sean Farrell, Penn State (17)
1983	None
1984	None
1985	DE Ron Holmes, Washington (8)
1986	RB Bo Jackson, Auburn (1)
	CB Rod Jones, SMU (25)
1987	QB Vinny Testaverde, Miami (1)
1988	T Paul Gruber, Wisconsin (4)
1989	LB Broderick Thomas, Nebraska (6)
1990	LB Keith McCants, Alabama (4)
1991	T Charles McRae, Tennessee (7)
1992	None
1993	DE Eric Curry, Alabama (6)
1994	QB Trent Dilfer, Fresno State (6)
1995	DT Warren Sapp, Miami (12)
	LB Derrick Brooks, Florida State (28)
1996	DE Regan Upshaw, California (12)
	WR Marcus Jones, North Carolina (22)
1997	RB Warrick Dunn, Florida State (12)
	WR Reidel Anthony, Florida (16)
1998	None
1999	DT Anthony McFarland, LSU (15)
2000	None

2001	T Kenyatta Walker, Florida (14)
2002	None
2003	None
2004	WR Michael Clayton, LSU (15)
2005	RB Carnell Williams, Auburn (5)
2006	G/T Davin Joseph, Oklahoma (23)
2007	DE Gaines Adams, Clemson (4)
2008	CB Aqib Talib, Kansas (20)
2009	QB Josh Freeman, Kansas State (17)
2010	DT Gerald McCoy, Oklahoma (3)
2011	DE Adrian Clayborn, Iowa (20)
2012	S Mark Barron, Alabama (7)
	RB Doug Martin, Boise State (31)
2013	None
2014	WR Mike Evans, Texas A&M (7)
2015	QB Jameis Winston, Florida State (1)
2016	CB Vernon Hargreaves III, Florida (11)
2017	TE O.J. Howard, Alabama (19)
2018	DT Vita Vea, Washington (12)
2019	LB Devin White, LSU (5)
2020	T Tristan Wirfs, Iowa (13)

FIRST ROUND DRAFTIES BY POSITION

Position	No.
Defensive Linemen	11
Offensive Linemen	7
Quarterbacks	5
Running Backs	5
Defensive Backs	4
Linebackers	5
Wide Receivers	3
Tight End	1

FIRST-ROUND TRADE NOTES...1978: Tampa Bay traded first overall pick to Houston for TE Jimmie Giles, Houston's first (17th overall) and second-round picks in '78 and third and fifth-round picks in '79. Tampa Bay selected QB Doug Williams; **1979:** Tampa Bay traded first-round pick (4th overall) to Chicago for DE Wally Chambers; **1983:** Tampa Bay traded 1983 first-round pick (18th overall) in 1982 to Chicago for 1982 second-round pick, used to select DE Booker Reese; **1984:** Tampa Bay traded 1984 first-round pick (1st overall) to Cincinnati in 1983 for QB Jack Thompson; **1986:** Tampa Bay acquired Miami's first-round pick (25th overall) for LB Hugh Green and selected CB Rod Jones; **1992:** Tampa Bay traded 1992 first-round pick (2nd overall) to Indianapolis in 1991 for QB Chris Chandler; **1995:** Tampa Bay traded first (7th overall) and third-round picks to Philadelphia for first (12th overall) and two second-round picks. Tampa Bay then traded two second-round picks to Dallas for first-round pick (28th overall). Tampa Bay selected DT Warren Sapp and LB Derrick Brooks; **1996:** Tampa Bay traded QB Craig Erickson to Indianapolis for first-round pick (22nd overall). Tampa Bay selected DT Marcus Jones; **1997:** Tampa Bay traded 1996 second-round pick to San Diego for 1997 first-round pick (16th overall). Tampa Bay traded first (8th overall) and fourth-round picks to N.Y. Jets for first-round pick (sixth overall), then traded that pick to Seattle for first (12th overall) and third-round picks. Tampa Bay selected RB Warrick Dunn and WR Reidel Anthony; **1998:** Tampa Bay traded first-round pick (23rd overall) to Oakland for two second-round picks. Tampa Bay traded 1998 second-round pick to San Diego for first-round pick in 2000; **2000:** Tampa Bay traded two first-round picks (13th, 27th overall) to N.Y. Jets for WR Keyshawn Johnson; **2001:** Tampa Bay traded its first-round (21st overall) and second-round (51st overall) picks to Buffalo for first-round pick (14th overall). Tampa Bay selected T Kenyatta Walker; **2002:** Tampa Bay traded its first-round picks in 2002 (21st overall) and 2003, and its second-round pick in 2002 (53rd overall) and its second-round pick in 2004, to Oakland to obtain rights to head coach Jon Gruden; **2009:** Tampa Bay traded its first-round pick (19th overall) and sixth-round pick (191st overall) to Cleveland for first-round pick (17th overall). Tampa Bay selected QB Josh Freeman; **2012:** Tampa Bay traded its first-round pick (5th overall) to Jacksonville for the Jaguars' first- (7th overall) and fourth-round (101st overall). Tampa Bay selected S Mark Barron. Tampa later traded that fourth-round pick (101st overall) and its second-round pick (36th overall) to Denver for first-round (31st overall) and fourth-round (126th overall) selections. The Buccaneers used the No. 31 pick on RB Doug Martin. **2013:** Tampa Bay traded its first-round pick (13th overall) to N.Y. Jets for CB Darrelle Revis. **2016:** Tampa Bay traded first-round pick (9th overall) to Chicago for first-round pick (11th overall) and fourth-round pick (106th overall). **2018:** Tampa Bay traded first-round pick (7th overall) to Buffalo for first-round pick (12th overall) and two second-round picks (53rd and 56th overall). **2020:** Tampa Bay traded first-round pick (14th overall) and fourth-round pick (117th overall) to San Francisco for first-round pick (13th overall).

YEAR-BY-YEAR NFL DRAFT SELECTIONS

1976 (DRAFTED #1)

- 1 DE Lee Roy Selmon, Oklahoma
- 2a RB Jimmy DuBose, Florida
- 2b traded to San Francisco for QB Steve Spurrier
- 2c DT/LB Dewey Selmon, Oklahoma
- 3a T Steve Young, Colorado
- 3b traded to Baltimore for CB Mike Washington
- 3c LB Steve Maughan, Utah St.
- 4a traded to L.A. Rams for LB Jim Peterson
- 4b WR Richard Appleby, Georgia
- 4c G Everett Little, Houston
- 5a DB Mishael Kelson, W. Texas St.
- 5b T Steve Wilson, Georgia
- 5c traded to L.A. Rams (see pick 4a)
- 6 DB Curtis Jordan, Texas Tech
- 7 QB Parnell Dickinson, Mississippi Valley St.
- 8 traded to N.Y. Jets for LB Steve Reese
- 9 G Bruce Welch, Texas A&M
- 10 LB Sid Smith, BYU
- 11 DB Melvin Washington, Colorado St.
- 12 RB George Ragsdale, North Carolina A&T
- 13 TE Brad Jenkins, Nebraska
- 14 KR/WR Carl Roaches, Texas A&M
- 15 DT Bob Dzierzak, Utah St.
- 16 LB Tom West, Tennessee
- 17 QB Jack Berry, Washington & Lee

1977 (DRAFTED #1)

- 1 RB Ricky Bell, USC
- 2 LB David Lewis, USC
- 3 DE Charley Hannah, Alabama
- 4 traded to Cincinnati in 1976 for RB Charlie Davis
- 5 traded to Miami for LB Ray Nettles
- 6a traded to Chicago for QB Gary Huff
- 6b traded to Chicago (see pick 6a)
- 7 traded to N.Y. Jets in 1976 for LB Richard Wood
- 8 QB Randy Hedberg, Minot St.
- 9a LB Byron Hemingway, Boston College
- 9b WR Larry Mucker, Arizona St.
- 10a FB Robert Morgan, Florida
- 10b LB Aaron Ball, Cal St.-Fullerton
- 11 DB Chuck Rodgers, North Dakota St.
- 12 WR Chip Sheffield, Lenoir Rhyne

1978 (DRAFTED #1)

- 1 QB Doug Williams, Grambling
- 2a RB Johnny Davis, Alabama
- 2b G Brett Moritz, Nebraska
- 3 traded to Oakland in 1977 for G Dan Medlin
- 4 traded to Oakland in 1977 for T Jeff Winans
- 5 traded to Miami in 1977 for CB Jeris White
- 6a traded to Oakland in 1977 for LB Rik Bonness
- 6b WR Elijah Marshall, North Carolina St.
- 7 traded to Atlanta in 1977 for PK Allan Leavitt
- 8 LB John McGriff, Miami
- 9 WR Willie Taylor, Pittsburgh
- 10a LB Aaron Brown, Ohio St.
- 10b traded to Pittsburgh for DT Ernie Holmes
- 11 traded to Pittsburgh (see pick 10b)
- 12 RB Kevin McLee, Georgia

1979 (DRAFTED #4)

- 1 traded to Chicago in 1978 for DE Wally Chambers
- 2a G Greg Roberts, Oklahoma
- 2b WR Gordon Jones, Pittsburgh
- 3a RB Jerry Eckwood, Arkansas
- 3b awarded to Miami as compensation for DL Randy Crowder
- 3c DE Reggie Lewis, N. Texas St.
- 3d RB Rick Berns, Nebraska
- 4 traded to Detroit in 1978 for T Rockne Freitas
- 5a traded to Seattle
- 5b QB Chuck Fusina, Penn St.
- 6 traded to Oakland in 1977 for LB Rik Bonness
- 7 traded to Washington for WR Frank Grant
- 8a traded to N.Y. Jets for C/G Darrell Austin
- 8b DT Eugene Sanders, Texas A&M
- 9 WR Henry Vereen, UNLV
- 10 traded to San Francisco in 1978 for TE Jim Obradovich
- 11 TE Bob Rippentrop, Fresno St.
- 12 DT David Logan, Pittsburgh

1980 (DRAFTED ALTERNATELY #22-21-20-19-18)

- 1 G Ray Snell, Wisconsin
- 2 WR Kevin House, Southern Illinois
- 3 LB Scot Brantley, Florida
- 4a traded to San Diego in 1978 for G Booker Brown
- 4b CB Larry Flowers, Texas Tech
- 5 traded to Oakland in 1978 for QB Mike Rae
- 6 traded to Cincinnati in 1979 for RB Anthony Davis
- 7 C Jim Leonard, Santa Clara
- 8 S Derrick Goddard, Drake
- 9 WR Gerald Carter, Texas A&M
- 10a LB Andy Hawkins, Texas A&I
- 10b RB Brett Davis, UNLV
- 11 DT Terry Jones, Central St. (OK)
- 12 CB Gene Coleman, Miami

1981 (DRAFTED ALTERNATELY #7-6)

- 1 LB Hugh Green, Pittsburgh
- 2 RB James Wilder, Missouri
- 3 traded to L.A. Rams in 1978 for G Greg Horton
- 4 CB John Holt, West Texas St.
- 5 traded to Oakland in 1978 for QB Mike Rae
- 6 traded to New Orleans in 1979 for P Tom Blanchard
- 7 traded to Dallas in 1980 for DE Dave Stalls
- 8 T Denver Johnson, Tulsa
- 9 QB Mike Ford, SMU
- 10 DE Ken McCune, Texas
- 11 CB Johnny Ray Smith, Lamar
- 12 DT Brad White, Tennessee

1982 (DRAFTED ALTERNATELY #17-16-18)

- 1 G Sean Farrell, Penn St.
- 2a DE Booker Reese, Bethune-Cookman
- 2b traded to Miami in 1980 for RB Gary Davis and DB Norris Thomas
- 3a TE Jerry Bell, Arizona St.
- 3b DE John Cannon, William & Mary
- 4a traded to Dallas in 1980 for DE Dave Stalls
- 4b RB Dave Barrett, Houston
- 5 LB Jeff Davis, Clemson
- 6 WR Andre Tyler, Stanford
- 7 S Tom Morris, Michigan St.
- 8 LB Kal Atkins, Illinois
- 9 QB Robert Lane, NE Louisiana
- 10 traded to San Francisco in 1981 for DT Ted Vincent
- 11 traded to Dallas in 1981 for CB Aaron Mitchell
- 12 RB/KR Michael Morton, UNLV

1983 (DRAFTED ALTERNATELY #18-17-16-15-19)

- 1 traded to Chicago in 1982 for 1982 second-round pick
- 2 C Randy Grimes, Baylor
- 3 CB Jeremiah Castille, Alabama
- 4 T Kelly Thomas, USC
- 5 NT Tony Chickillo, Miami
- 6a TE Gene Branton, Texas Southern
- 6b T Ken Kaplan, New Hampshire
- 7 RB Weldon Ledbetter, Oklahoma
- 8 LB John Samuelson, Azusa Pacific
- 9 DE Hasson Arbubakrr, Texas Tech
- 10 WR Darius Durham, San Diego St.
- 11 TE Mark Witte, North Texas St.
- 12 NT John Higginbotham, NE Oklahoma

1984 (DRAFTED #1)

- 1 traded to Cincinnati in 1983 for QB Jack Thompson
- 2 LB Keith Browner, USC
- 3 CB Fred Acorn, Texas
- 4a traded to San Francisco in 1983 for 1983 sixth round pick
- 4b traded to Denver in for QB Steve DeBerg
- 4c RB Michael Gunter, Tulsa
- 4d T Ron Heller, Penn St.
- 5 traded to Dallas in 1983 for LB Danny Spradlin
- 6 LB Chris Washington, Iowa St.
- 7 TE Jay Carroll, Minnesota
- 8 DE Fred Robinson, Miami
- 9 G Rick Mallory, Washington
- 10 PK Jim Gallery, Minnesota
- 11 QB Blair Kiel, Notre Dame
- 12 WR Thad Jemison, Ohio St.

1985 (DRAFTED #8)

- 1 DE Ron Holmes, Washington
- 2 traded to Denver in 1984 for QB Steve DeBerg
- 3 LB Ervin Randle, Baylor
- 4 S Mike Heaven, Illinois
- 5 traded to N.Y. Jets in 1984 for RB Scott Dierking
- 6 traded to Cincinnati in 1984 for T Don Swafford
- 7 S Mike Prior, Illinois St.
- 8 WR Phil Freeman, Arizona
- 9 QB Steve Calabria, Colgate
- 10 PK Donald Igwebuike, Clemson
- 11 RB Punkin Williams, Memphis
- 12a S Jim Rockford, Oklahoma
- 12b LB Jim Melka, Wisconsin

1986 (DRAFTED ALTERNATELY #2-1)*

- 1a RB Bo Jackson, Auburn
- 1b CB Rod Jones, SMU
- 2a LB Jackie Walker, Jackson St.
- 2b LB Kevin Murphy, Oklahoma
- 3 traded to New Orleans in 1985 for DB Dave Greenwood
- 4 S Craig Swoope, Illinois
- 5 T J.D. Maarleveld, Maryland
- 6a traded to Denver in 1984 for DE Brisson Manor
- 6b S Kevin Walker, East Carolina
- 7 traded to Buffalo in 1984 for WR Perry Tuttle
- 8 traded to L.A. Rams in 1985 for CB Ivory Sully
- 9 P Tommy Barnhardt, North Carolina
- 10 DE Ben Reed, Mississippi
- 11 G Mark Drenth, Purdue
- 12a G Clay Miller, Michigan
- 12b RB Mike Crawford, Arizona St.

* First-round pick was first overall because Buffalo's pick was traded to Cleveland and utilized in the 1985 supplemental draft.

1987 (DRAFTED #1)

- 1 QB Vinny Testaverde, Miami
- 2a CB Ricky Reynolds, Wash. St.
- 2b LB Winston Moss, Miami
- 2c RB Don Smith, Mississippi St.
- 3 WR Mark Carrier, Nicholls St.
- 4a LB Don Graham, Penn St.
- 4b TE Ron Hall, Hawaii
- 4c WR Bruce Hill, Arizona St.
- 5a traded to New England in 1986 for 1986 fifth round pick
- 5b LB Henry Rolling, Nevada-Reno
- 5c S Tony Mayes, Kentucky
- 6a traded to Pittsburgh for C Dan Turk
- 6b RB Steve Bartalo, Colorado St.
- 7a NT Curt Jarvis, Alabama
- 7b DE Harry Swayne, Rutgers
- 8a traded to N.Y. Jets in 1986 for T Marvin Powell
- 8b NT Stan Mataele, Arizona
- 9a RB Joe Armentrout, Wisconsin
- 9b P Greg Davis, Citadel
- 10 G Mike Simmonds, Indiana St.
- 11 RB Reggie Taylor, Cincinnati
- 12a DE Scott Cooper, Kearney St.
- 12b QB Mike Shula, Alabama

1988 (DRAFTED ALTERNATELY #4-3-2-5)

- 1 T Paul Gruber, Wisconsin
- 2 RB Lars Tate, Georgia
- 3 exercised in 1987 supplemental draft for NT Dan Sileo, Miami
- 4a DT Robert Goff, Auburn
- 4b G John Bruhin, Tennessee
- 4c traded to New England in 1987 for 1987 fifth round pick
- 4d P Monte Robbins, Michigan
- 5 RB William Howard, Tennessee
- 6a traded to Atlanta for RB Cliff Austin
- 6b DT Shawn Lee, North Alabama
- 7 RB Kerry Goode, Alabama
- 8 RB Anthony Simpson, East Carolina
- 9 DT Reuben Davis, North Carolina
- 10 traded to Pittsburgh in 1987 for S Rick Woods
- 11 WR Frank Pillow, Tennessee St.
- 12 LB Victor Jones, Virginia Tech

1989 (DRAFTED ALTERNATELY #6-5-7)

- 1 LB Broderick Thomas, Nebraska
- 2 WR Danny Peables, North Carolina St.
- 3 traded to New England in 1988 for WR Stephen Starring
- 4 CB Anthony Florence, Bethune Cookman
- 5 RB Jamie Lawson, Nicholls St.
- 6a P Chris Mohr, Alabama
- 6b LB Derrick Little, So. Carolina
- 7 traded to Buffalo in 1988 for LB Eugene Marve
- 8 G Carl Bax, Missouri
- 9 RB Patrick Egu, Nevada-Reno
- 10 T Ty Granger, Clemson
- 11a G Rod Mounts, Texas A&I
- 11b DE Willie Griffin, Nebraska
- 11c WR Herb Duncan, N. Arizona
- 12a traded to Indianapolis in 1988 for QB Joe Ferguson
- 12b CB Terry Young, Georgia Southern

1990 (DRAFTED ALTERNATELY #4-6-5)

- 1 LB Keith McCants, Alabama
- 2 RB Reggie Cobb, Tennessee
- 3 traded to San Diego for RB Gary Anderson
- 4a TE Jesse Anderson, Miss. St.
- 4b C Tony Mayberry, Wake Forest
- 5 G Ian Beckles, Indiana
- 6 RB Derrick Douglas, Louisiana Tech
- 7 DE Donnie Gardner, Kentucky
- 8 traded to L.A. Rams in 1989 for two 1989 11th round picks and a 1989 12th round pick
- 9 DE Terry Cook, Fresno St.
- 10 TE Mike Busch, Iowa St.
- 11 WR Terry Anthony, Florida St.
- 12 QB Todd Hammel, Stephen F. Austin

1991 (DRAFTED ALTERNATELY #7-11-10-9-8)

- 1 T Charles McRae, Tennessee
- 2 traded to San Diego in 1990 for RB Gary Anderson
- 3a WR Lawrence Dawsey, Florida St.
- 3b FB Robert Wilson, Texas A&M
- 4 S Tony Covington, Virginia
- 5a LB Terry Bagsby, East Texas St.
- 5b G Tim Ryan, Notre Dame
- 6 DT Rhett Hall, California
- 7 LB Calvin Tiggler, Georgia Tech
- 8 S Marty Carter, Middle Tenn. St.
- 9 WR/KR Treameille Taylor, Nevada-Reno
- 10a QB Pat O'Hara, USC
- 10b RB Hyland Hickson, Mich. St.
- 11 DT Mike Sunvold, Minnesota
- 12 LB Al Chamblee, Virginia Tech

1992 (DRAFTED ALTERNATELY #2-4-3)

- 1 traded to Indianapolis in 1990 for QB Chris Chandler
- 2 WR Courtney Hawkins, Michigan St.
- 3a DT Mark Wheeler, Texas A&M
- 3b TE Tyji Armstrong, Mississippi
- 4 QB Craig Erickson, Miami
- 5a CB Rogerick Green, Kansas St.
- 5b DT Santana Dotson, Baylor
- 6 LB James Malone, UCLA
- 7 S Ken Swilling, Georgia Tech
- 8a FB Anthony McDowell, Texas Tech
- 8b QB Mike Pawlawski, California
- 9 traded to Minnesota for LB Jimmy Williams
- 10 LB Elijah Alexander, Kansas St.
- 11 RB Mazio Royster, USC
- 12 P Klaus Wilmsmeyer, Louisville

1993 (DRAFTED ALTERNATELY #6-5-8-7)

- 1 DE Eric Curry, Alabama
- 2 LB Demetrius DuBose, Notre Dame
- 3a WR Lamar Thomas, Miami
- 3b S John Lynch, Stanford
- 4a FB Rudy Harris, Clemson
- 4b WR Horace Copeland, Miami
- 5 awarded to Green Bay as compensation for RB Vince Workman
- 6 DE Chidi Ahanotu, California
- 7 WR Tyree Davis, Central Ark.
- 8a WR Darrick Branch, Hawaii
- 8b PK Daron Alcorn, Akron

1994 (DRAFTED ALTERNATELY #6-5-4)

- 1 QB Trent Dilfer, Fresno St.
- 2 RB Errict Rhett, Florida
- 3 TE Harold Bishop, LSU
- 4 traded to Dallas for S Thomas Everett
- 5 T Pete Pierson, Washington
- 6 LB Bernard Carter, East Carolina
- 7 C Jim Pyne, Virginia Tech

1995 (DRAFTED ALTERNATELY #7-6-5)

- 1a DT Warren Sapp, Miami
- 1b LB Derrick Brooks, Florida St.
- 2 S Melvin Johnson, Kentucky
- 3 traded to Philadelphia
- 4 CB Jerry Wilson, Southern
- 5 CB Clifton Abraham, Florida St.
- 6 LB Wardell Rouse, Clemson
- 7a G/T Stephen Ingram, Maryland
- 7b DE Jeffrey Rodgers, Texas A&M-Kingsville

1996 (DRAFTED ALTERNATELY #12-11-10-9-8-13)

- 1a DE Regan Upshaw, California
- 1b DT Marcus Jones, North Carolina
- 2a FB Mike Alstott, Purdue
- 2b traded to San Diego for 1997 first round pick
- 3 CB Donnie Abraham, East Tennessee St.
- 4a T Jason Odom, Florida
- 4b S Eric Austin, Jackson St.
- 5 DT Jason Maniecki, Wisconsin
- 6 WR Nilo Silvan, Tennessee
- 7 CB Reggie Rusk, Kentucky

1997 (DRAFTED ALTERNATELY #8-7-6)

- 1a RB Warrick Dunn, Florida St.
- 1b WR Reidel Anthony, Florida
- 2 T Jerry Wunsch, Wisconsin
- 3a G Frank Middleton, Arizona
- 3b CB Ronde Barber, Virginia
- 4a traded to N.Y. Jets
- 4b LB Alshermund Singleton, Temple
- 5 TE Patrick Hape, Alabama
- 6a CB Al Harris, Texas A&M Kingsville
- 6b WR Nigea Carter, Michigan St.
- 7 DT Anthony DeGrate, Stephen F. Austin

1998 (DRAFTED ALTERNATELY #23-22)

- 1 traded to Oakland for two 1998 second round picks
- 2a WR Jacquez Green, Florida
- 2b CB Brian Kelly, USC
- 2c traded to San Diego for 2000 first round pick
- 3 LB Jamie Duncan, Vanderbilt
- 4a C/G Todd Washington, Virginia Tech
- 4b traded to Atlanta
- 5 traded to N.Y. Jets for FB Lorenzo Neal
- 6a DT James Cannida, Nevada Reno
- 6b S Shevin Smith, Florida St.
- 7 DE Chance McCarty, Texas Christian

1999 (DRAFTED ALTERNATELY #15-19-18-17-16)

- 1 DT Anthony McFarland, LSU
- 2 QB Shaun King, Tulane
- 3 K Martin Gramatica, Kansas St.
- 4 S Dexter Jackson, Florida St.
- 5 DE John McLaughlin, California
- 6a traded to Baltimore for QB Eric Zeier
- 6b FB Lamarr Glenn, Florida St.
- 7a G/T Robert Hunt, Virginia
- 7b RB Autry Denson, Notre Dame
- 7c WR Darnell McDonald, Kansas St.

2000 (DRAFTED ALTERNATELY #27-26)

- 1a traded to N.Y. Jets for WR Keyshawn Johnson
- 1b traded to N.Y. Jets (see pick 1a)
- 2 G Cosey Coleman, Tennessee
- 3 LB Nate Webster, Miami
- 4 traded to Carolina
- 5 TE James Whalen, Kentucky
- 6 S David Gibson, USC
- 7 QB Joe Hamilton, Georgia Tech

2001 (DRAFTED ALTERNATELY #21-20-23-22)

- 1 T Kenyatta Walker, Florida
- 2 traded to Buffalo
- 3 CB Dwight Smith, Akron
- 4 S John Howell, Colorado St.
- 5 G Russ Hochstein, Nebraska
- 6a FB Jameel Cook, Illinois
- 6b DE Ellis Wyms, Mississippi St.
- 7a TE Dauntaé Finger, North Carolina
- 7b S Than Merrill, Yale
- 7c DE Joe Tafoya, Arizona

2002 (DRAFTED #21)

- 1 traded to Oakland for head coach Jon Gruden
- 2 traded to Oakland (see pick 1)
- 3 WR Marquise Walker, Michigan
- 4 RB Travis Stephens, Tennessee
- 5 S Jermaine Phillips, Georgia
- 6 DE John Stamper, South Carolina
- 7a CB Tim Wansley, Georgia
- 7b TE Tracey Wistrom, Nebraska
- 7c WR Aaron Lockett, Kansas St.
- 7d C Zack Quaccia, Stanford

2003 (DRAFTED #32)

- 1 traded to Oakland in 2002 for head coach Jon Gruden
- 2 DE Dewayne White, Louisville
- 3 QB Chris Simms, Texas
- 4a T Lance Nimmo, West Virginia
- 4b C Austin King, Northwestern
- 5 G Sean Mahan, Notre Dame
- 6 CB Torrie Cox, Pittsburgh
- 7 traded to Miami in 2002 for T Cornell Green

2004 (DRAFTED #15)

- 1 WR Michael Clayton, LSU
- 2 traded to Oakland in 2002 for head coach Jon Gruden
- 3 LB Marquis Cooper, Washington
- 4 S Will Allen, Ohio St.
- 5 G Jeb Terry, North Carolina
- 6 TE Nate Lawrie, Yale
- 7a WR Mark Jones, Tennessee
- 7b FB Casey Cramer, Dartmouth
- 7c CB Lenny Williams, Southern

2005 (DRAFTED ALTERNATELY #5-4-7-6)

- 1 RB Carnell Williams, Auburn
- 2 LB Barrett Ruud, Nebraska
- 3a TE Alex Smith, Stanford
- 3b T Chris Colmer, North Carolina St.
- 4 G Dan Buenning, Wisconsin
- 5a S Donte Nicholson, Oklahoma
- 5b WR Larry Brackins, Pearl River CC
- 6a DT Anthony Bryant, Alabama
- 6b traded to Cleveland for QB Luke McCown
- 7a FB Rick Razzano, Mississippi
- 7b WR Paris Warren, Utah
- 7c S Hamza Abdullah, Washington St.
- 7d WR J.R. Russell, Louisville

2006 (DRAFTED ALTERNATELY #23-27-26-25-24)

- 1 G/T Davin Joseph, Oklahoma
- 2 T Jeremy Trueblood, Boston College
- 3 WR Maurice Stovall, Notre Dame
- 4 CB Alan Zemaitis, Penn St.
- 5 DT/DE Julian Jenkins, Stanford
- 6a traded to San Francisco for QB Tim Rattay
- 6b QB Bruce Gradkowski, Toledo
- 6c TE T.J. Williams, North Carolina St.
- 7a CB Justin Phinisee, Oregon
- 7b DE Charles Bennett, Clemson
- 7c TE Tim Massaquoi, Michigan

2007 (DRAFTED ALTERNATELY #4-3)

- 1 DE Gaines Adams, Clemson
- 2 G Arron Sears, Tennessee
- 2b S Saby Piscitelli, Oregon St.
- 3 LB Quincy Black, New Mexico
- 4 S Tanard Jackson, Syracuse
- 5 DT Greg Peterson, North Carolina Central
- 6a traded to N.Y. Jets in 2006 for TE Doug Jolley
- 6b LB Adam Hayward, Portland St.
- 7a T Chris Denman, Fresno St.
- 7b CB Marcus Hamilton, Virginia
- 7c RB Kenneth Darby, Alabama

2008 (DRAFTED ALTERNATELY #20-21)

- 1 CB Aqib Talib, Kansas
- 2 WR Dexter Jackson, Appalachian St.
- 3 OG Jeremy Zuttah, Rutgers
- 4 DT Dre Moore, Maryland
- 5 QB Josh Johnson, San Diego
- 6a LB Geno Hayes, Florida St.
- 6b traded to Kansas City in 2007 for RB Michael Bennett
- 7a traded to Denver in 2007 for QB Jake Plummer
- 7b RB Cory Boyd, South Carolina

2009 (DRAFTED ALTERNATELY #19-18-17-20)

- 1 QB Josh Freeman, Kansas State
- 2 traded to Cleveland for TE Kellen Winslow
- 3 DT Roy Miller, Texas
- 4 DE Kyle Moore, USC
- 5 T Xavier Fulton, Illinois
- 6 traded to Cleveland
- 7a CB E.J. Biggers, Western Michigan
- 7b traded to Pittsburgh for C/G Sean Mahan
- 7c traded to Dallas
- 7d WR Sammie Stroughter, Oregon State

2010 (DRAFTED #3)

- 1 DT Gerald McCoy, Oklahoma
- 2a DT Brian Price, UCLA
- 2b WR Arrelious Benn, Illinois
- 3 CB Myron Lewis, Vanderbilt
- 4 WR Mike Williams, Syracuse
- 5a traded to Cleveland in 2009 for TE Kellen Winslow
- 5b traded to Oakland
- 6 P Brent Bowden, Virginia Tech
- 7a S Cody Grimm, Virginia Tech
- 7b LB Dekoda Watson, Florida State
- 7c DE Erik Lorig, Stanford

2011 (DRAFTED ALTERNATELY #20-19)

- 1 DE Adrian Clayborn, Iowa
- 2 DE Da'Quan Bowers, Clemson
- 3 LB Mason Foster, Washington
- 4 TE Luke Stocker, Tennessee
- 5 S Ahmad Black, Florida
- 6a traded to Philadelphia in 2010 for WR Reggie Brown
- 6b RB Allen Bradford, USC
- 7a CB Anthony Gaitor, Florida International
- 7b TE Daniel Hardy, Idaho

2012 (DRAFTED ALTERNATELY #5-4)

- 1a S Mark Barron, Alabama,
- 1b RB Doug Martin, Boise State
- 2 LB Lavonte David, Nebraska
- 5 LB Najee Goode, West Virginia
- 6 DB Keith Tandy, West Virginia
- 7a RB Michael Smith, Utah State
- 7b TE Drake Dunsmore, Northwestern

2013 (DRAFTED ALTERNATELY #13-11, 15-14)

- 1 traded to New York Jets for CB Darrelle Revis
- 2 CB Johnthan Banks, Mississippi State
- 3 QB Mike Glennon, North Carolina State
- 4a DT Akeem Spence, Illinois
- 4b DE William Gholston, Michigan State
- 5 DE Steven Means, Buffalo
- 6 RB Mike James, Miami (FL)
- 7 traded to Philadelphia

2014 (DRAFTED ALTERNATELY #7-3)

- 1 WR Mike Evans, Texas A&M,
- 2 TE Austin Seferian-Jenkins, Washington
- 3 RB Charles Sims, West Virginia
- 4 traded in 2013 to New York Jets for CB Darrelle Revis
- 5a G Kadeem Edwards, Tennessee State
- 5b T Kevin Pamphile, Purdue
- 6 traded to Chicago for G/T Gabe Carimi
- 6 WR Robert Herron, Wyoming
- 7 traded to Buffalo

2015 (DRAFTED ALTERNATELY #1-2)

- 1 QB Jameis Winston, Florida State
- 2a T Donovan Smith, Penn State
- 2b G Ali Marpet, Hobart
- 3 traded to Indianapolis
- 4a traded to New England for G Logan Mankins
- 4b LB Kwon Alexander, LSU
- 5a traded to Buffalo
- 5b WR Kenny Bell, Nebraska
- 6a traded to New England
- 6b WR Kaelin Clay, Utah
- 7a traded to Oakland
- 7b FB Joey Iosefa, Hawaii

2016 (DRAFTED ALTERNATELY #9-8-11-10)

- 1 CB Vernon Hargreaves III, Florida
- 2a DE Noah Spence, Eastern Kentucky
- 2b K Roberto Aguayo, Florida State
- 3 Traded to Kansas City
- 4 DB Ryan Smith, North Carolina Central
- 5 OL Caleb Benenoch, UCLA
- 6a LB Devante Bond, Oklahoma
- 6b TE Danny Vitale, Northwestern

2017 (DRAFTED ALTERNATELY #19-18-20)

- 1 TE O.J. Howard, Alabama
- 2 S Justin Evans, Texas A&M
- 3a WR Chris Godwin, Penn State
- 3b LB Kendall Beckwith, LSU
- 4 Traded to L.A. Rams through N.Y. Jets
- 5 RB Jeremy McNichols, Boise State
- 6 Traded to N.Y. Jets
- 7a DT Stevie Tu'ikolovatu, USC
- 7b Traded to Miami

2018 (DRAFTED ALTERNATELY #7-6-5-8)

- 1 DT Vita Vea, Washington
- 2a RB Ronald Jones, USC
- 2b CB M.J. Stewart, North Carolina
- 2c CB Carlton Davis, Auburn
- 3 G Alex Cappa, Humboldt State
- 4 S Jordan Whitehead, Pittsburgh
- 5 WR Justin Watson, Pennsylvania
- 6 LB Jack Cichy, Wisconsin

2019 (DRAFTED ALTERNATELY #5-7-6)

- 1 LB Devin White, LSU
- 2 CB Sean Bunting, Central Michigan
- 3a Traded to Los Angeles Rams
- 3b CB Jamel Dean, Auburn
- 3c S Mike Edwards, Kentucky
- 4 DE Anthony Nelson, Iowa
- 5 K Matt Gay, Utah
- 6a Traded to Arizona
- 6b WR Scotty Miller, Bowling Green
- 7a DL Terry Beckner, Missouri
- 7b Traded to Pittsburgh

2020 (DRAFTED ALTERNATELY #14-13-12-11-16-15)

- 1 OT Tristan Wirfs, Iowa
- 2 S Antoine Winfield Jr., Minnesota
- 3 RB Ke'Shawn Vaughn, Vanderbilt
- 4 Traded to New England for TE Rob Gronkowski
- 5 WR Tyler Johnson, Minnesota
- 6 DL Khalil Davis, Nebraska
- 7a LB Chapelle Russell, Temple
- 7b RB Raymond Calais, Louisiana-Lafayette

BUCCANEERS IN FREE AGENCY

Includes only unrestricted and restricted free agents

FREE AGENTS SIGNED

PLAYER TEAM

1989 (6)

LB	Sam Anno	Minnesota
QB	Kerwin Bell	Atlanta
CB	Sherman Cocroft	Buffalo
WR	Willie Drewrey	Houston
RB	Sylvester Stamps	Atlanta
CB	Sidney Johnson	Kansas City

1990 (5)

LB	Adam Bob	N.Y. Jets
CB	Evan Cooper	Atlanta
T	Scott Dill	Phoenix
CB	Eric Everett	Philadelphia
CB	Rodney Rice	New England

1991 (4)

CB	William Frizzell	Philadelphia
DE	Marlon Jones	Cleveland
RB	Jamie Lawson	New England
DE	Derrell Robertson	Detroit

1992 (10)

LB	Ed Brady	Cincinnati
LB	Reggie Burnette	Green Bay
QB	Steve DeBerg	Kansas City
T	John Hunter	Atlanta
S	Joe King	Cleveland
CB	Sammy Lilly	L.A. Rams
CB	Milton Mack	New Orleans
G	Bruce Reimers	Cincinnati
P	Dan Stryzinski	Pittsburgh
PK	Ken Willis	Dallas

1993 (8)

S	Barney Bussey	Cincinnati
S	Jerry Gray	Houston
CB	Martin Mayhew	Washington
T	Anthony Munoz	Cincinnati
LB	Hardy Nickerson	Pittsburgh
QB	Mark Vlasic	Kansas City
LB	Van Waiters	Minnesota
RB	Vince Workman*	Green Bay

1994 (7)

CB	Charles Dimry	Denver
TE	Jackie Harris*	Green Bay
DE	Jeff Hunter	Miami
T	Tim Irwin	Minnesota
LB	Lonnie Marts	Kansas City
CB	Mike McGruder	San Francisco
CB	Tony Stargell	Indianapolis

FREE AGENTS LOST

PLAYER TEAM

1989 (8)

RB	Kerry Goode	Denver
RB	Bobby Howard	Green Bay
LB	Victor Jones	Detroit
TE	Calvin Magee	Houston
RB	Jeff Smith	Green Bay
C	Kevin Thomas	Seattle
LB	Jackie Walker	N.Y. Jets
LB	Chris Washington	San Francisco

1990 (7)

CB	Sherman Cocroft	Detroit
CB	Donnie Elder	Miami
TE	William Harris	Green Bay
G	Mike Simmonds	San Diego
RB	Don Smith	Buffalo
DE	Rhondy Weston	Cleveland
RB	James Wilder	Washington

1991 (7)

LB	Sidney Coleman	Phoenix
RB	Derrick Douglas	Green Bay
CB	Odie Harris	Dallas
WR	Frank Pillow	Detroit
DT	Benji Roland	Atlanta
T	Harry Swayne	San Diego
DT	Willie Wyatt	Pittsburgh

1992 (10)

LB	Sam Anno	San Diego
G	John Bruhin	Philadelphia
QB	Jeff Carlson	N.Y. Giants
PK	Steve Christie	Buffalo
CB	Alonzo Hampton	Cleveland
LB	Eugene Marve	San Diego
NT	Gerald Nichols	Miami
QB	Pat O'Hara	San Diego
P	Mark Royals	Pittsburgh
TE	Ed Thomas	Buffalo

1993 (2)

QB	Vinny Testaverde	Cleveland
WR	Mark Carrier	Cleveland

1994 (6)

RB	Reggie Cobb	Green Bay
LB	Darrick Brownlow	Dallas
DT	Rhett Hall	San Francisco
TE	Ron Hall	Detroit
CB	Ricky Reynolds	New England
DT	Ray Seals	Pittsburgh

FREE AGENTS SIGNED**PLAYER TEAM****1995 (6)**

S	John Booty	N.Y. Giants
S	Kenneth Gant	Dallas
WR	Alvin Harper	Dallas
P	Reggie Roby	Washington
DT	Marc Spindler	Detroit
KR	Clarence Verdin	Atlanta

1996 (4)

T	Scott Adams	Chicago
CB	Tyrone Legette	New Orleans
CB	Jay Taylor	Kansas City
RB	LeRoy Thompson	Kansas City

1997 (1)

QB	Steve Walsh	St. Louis
----	-------------	-----------

1998 (2)

WR	Bert Emanuel*	Atlanta
T	Jason Mathews	Indianapolis

1999 (0)

None

2000 (2)

C	Jeff Christy	Minnesota
RB	Jerry Ellison	New England

2001 (2)

QB	Brad Johnson	Washington
DE	Simeon Rice	Arizona

2002 (5)

TE	Marco Battaglia	Washington
G	Kerry Jenkins	N.Y. Jets
WR	Joe Jurevicius	N.Y. Giants
RB	Michael Pittman	Arizona
DE	Greg Spires	Cleveland

2003 (2)

C	John Wade	Jacksonville
G	Jason Whittle	N.Y. Giants

2004 (14)

RB	Brandon Bennett	Cincinnati
P	Josh Bidwell	Green Bay
LB	Keith Burns	Denver
FB	Greg Comella	Houston
CB	Mario Edwards	Dallas
RB	Charlie Garner	Oakland
QB	Jason Garrett	N.Y. Giants
LB	Ian Gold	Denver
LB	Jeff Gooch	Detroit
DE	Lamar King	Seattle
CB	Tommy Knight	Baltimore
G	Matt O'Dwyer	Cincinnati
DT	Darrell Russell	Washington
G	Matt Stinchcomb	Oakland

FREE AGENTS LOST**PLAYER TEAM****1995 (5)**

LB	Jeff Brady	Minnesota
S	Marty Carter	Chicago
S	Tony Covington	Seattle
P	Dan Stryzinski	Atlanta
KR	Vernon Turner	Carolina

1996 (7)

DT	Santana Dotson	Green Bay
CB	Mike McGruder	New England
G	Charles McRae	Oakland
QB	Todd Philcox	Jacksonville
G	Mike Sullivan	Chicago
DT	Mark Wheeler	New England
S	Curtis Buckley*	San Francisco

1997 (4)

G	Ian Beckles	Philadelphia
LB	Demetrius DuBose	N.Y. Jets
LB	Lonnie Marts	Houston
WR	Courtney Hawkins	Pittsburgh

1998 (4)

DE	Eric Curry	Green Bay
TE	Jackie Harris	Tennessee
P	Sean Landeta	Green Bay
LG	Jim Pyne	Detroit

1999 (0)

None

2000 (2)

QB	Trent Dilfer	Baltimore
LB	Hardy Nickerson	Jacksonville

2001 (5)

LB	Don Davis	St. Louis
TE	Patrick Hape	Denver
DT	Tyoka Jackson	St. Louis
G	Frank Middleton	Oakland
S	Damien Robinson	N.Y. Jets

2002 (9)

RB	Rabih Abdullah	Chicago
WR	Reidel Anthony	Washington
K	Doug Brien	Minnesota
DT	James Cannida	Indianapolis
LB	Jamie Duncan	St. Louis
RB	Warrick Dunn	Atlanta
WR	Jacquez Green	Washington
T	Pete Pierson	Indianapolis
DE	Steve White	N.Y. Jets

2003 (3)

S	Dexter Jackson	Arizona
QB	Rob Johnson	Washington
LB	Alshermund Singleton	Dallas

FRONT OFFICE

PLAYERS

2019 REVIEW

HISTORY

RECORDS

SIDELINES

FREE AGENTS SIGNED**PLAYER TEAM****2005 (2)**

TE	Anthony Becht	N.Y. Jets
DT	Chris Hovan	Minnesota

2006 (4)

WR	David Boston	Miami
G	Toniu Fonoti	Minnesota
T	Torrin Tucker*	Dallas
LB	Jamie Winborn	Jacksonville

2007 (5)

FB	B.J. Askew	N.Y. Jets
DE/LB	Patrick Chukwurah	Denver
QB	Jeff Garcia	Philadelphia
LB	Cato June	Indianapolis
TE	Jerramy Stevens	Seattle

2008 (9)

DE	Marques Douglas	San Francisco
C	Jeff Faine	New Orleans
TE	John Gilmore	Chicago
LB	Leon Joe	Buffalo
LB	Teddy Lehman	Detroit
LB	Matt McCoy	New Orleans
TE	Ben Troupe	Tennessee
DE	Jimmy Wilkerson	Kansas City
DB	Eugene Wilson	New England

2009 (4)

LB	Angelo Crowell	Buffalo
QB	Byron Leftwich	Pittsburgh
K	Mike Nugent	N.Y. Jets
RB	Derrick Ward	N.Y. Giants

2010 (1)

S	Sean Jones	Philadelphia
---	------------	--------------

2011 (3)

P	Michael Koenen	Atlanta
DT	John McCargo	Buffalo
CB	Ashton Youboty	Buffalo

2012 (8)

DT	Gary Gibson	St. Louis
DL	Wallace Gilberry	Kansas City
WR	Vincent Jackson	San Diego
T	Jamon Meredith	Pittsburgh
G	Carl Nicks	New Orleans
DT	Amobi Okoye	Chicago
QB	Dan Orlovsky	Indianapolis
CB	Eric Wright	Detroit

2013 (5)

LB	Jonathan Casillas	New Orleans
TE	Tom Crabtree	Green Bay
S	Dashon Goldson	San Francisco
DT	Derek Landri	Philadelphia
WR	Kevin Ogletree	Dallas

FREE AGENTS LOST**PLAYER TEAM****2004 (8)**

T	Cornell Green	Denver
RB	Thomas Jones	Chicago
QB	Shaun King	Arizona
DT	Warren Sapp	Oakland
RB	Aaron Stecker	New Orleans
P	Tom Tupa	Washington
LB	Nate Webster	Cincinnati
TE	Todd Yoder	Jacksonville

2005 (6)

LB	Keith Burns	Denver
G	Cosey Coleman	Cleveland
DT	Chartric Darby	Seattle
WR	Charles Lee	Arizona
G	Matt O'Dwyer	Green Bay
S	Dwight Smith	New Orleans

2006 (3)

FB	Jameel Cook	Houston
S	Dexter Jackson	Cincinnati
T	Todd Steussie	St. Louis

2007 (3)

T	Cornell Green	Oakland
G/C	Sean Mahan	Pittsburgh
DE	Dewayne White	Detroit

2008 (7)

TE	Anthony Becht	St. Louis
WR	Mark Jones	San Diego
CB	Brian Kelly	Detroit
C	Matt Lehr	New Orleans
S	Kalvin Pearson*	Detroit
RB	Michael Pittman	Denver
C	John Wade	Oakland

2009 (2)

DT	Jovan Haye	Tennessee
CB	Phillip Buchanon	Detroit

2010 (3)

S	Will Allen	Pittsburgh
WR	Antonio Bryant	Cincinnati
DE	Jimmy Wilkerson	New Orleans

2011 (6)

TE	John Gilmore	Pittsburgh
LB	Niko Koutouvides	New England
LB	Barrett Ruud	Tennessee
WR	Maurice Stovall	Detroit
DE	Stylez G. White	Minnesota
RB	Carnell Williams	St. Louis

FREE AGENTS SIGNED

PLAYER TEAM

2014 (13)

T	Anthony Collins	Cincinnati
G	Oniel Cousins	Cleveland
C	Evan Dietrich-Smith	Green Bay
LB	Dane Fletcher	New England
WR	Lavelle Hawkins	San Diego
CB	Mike Jenkins	Oakland
DE	Michael Johnson	Cincinnati
QB	Josh McCown	Chicago
DT	Clinton McDonald	Seattle
WR	Louis Murphy Jr.	N.Y. Giants
TE	Brandon Myers	N.Y. Giants
CB	Alterraun Verner	Tennessee
S	Major Wright	Chicago

2015 (5)

LB	Bruce Carter	Dallas
S	Chris Conte	Chicago
LB	Larry Dean	Buffalo
DT	Henry Melton	Dallas
CB	Sterling Moore	Dallas

2016 (4)

P	Bryan Anger	Jacksonville
DE	Robert Ayers Jr.	N.Y. Giants
CB	Josh Robinson	Minnesota
G	J.R. Sweezy	Seattle

2017 (4)

DT	Chris Baker	Washington
WR	DeSean Jackson	Washington
CB	Robert McClain	L.A. Chargers
S	J.J. Wilcox	Dallas

2018 (5)

DT	Beau Allen	Philadelphia
K	Chandler Catanzaro	N.Y. Jets
DE	Vinny Curry	Philadelphia
C	Ryan Jensen	Baltimore
DT	Mitch Unrein	Chicago

2019 (5)

LB	Shaquil Barrett	Denver
LB	Deone Bucannon	Arizona
QB	Blaine Gabbert	Tennessee
WR	Breshad Perriman	Cleveland
P	Bradley Pinion	San Francisco

2020 (3)

QB	Tom Brady	New England
TE	Rob Gronkowski	New England
OL	Joe Haeg	Indianapolis

*denotes restricted free agents

FREE AGENTS LOST

PLAYER TEAM

2012 (7)

LB	Geno Hayes	Chicago
QB	Josh Johnson	San Francisco
S	Sean Jones	Detroit
T	James Lee	Washington
S	Corey Lynch	San Diego
CB	Elbert Mack	New Orleans
WR	Micheal Spurlock	San Diego

2013 (4)

DE	Michael Bennett	Seattle
CB	E.J. Biggers	Washington
DT	Roy Miller	Jacksonville
T	Jeremy Trueblood	Washington

2014 (6)

LB	Adam Hayward	Washington
G/C	Ted Larsen	Arizona
FB	Erik Lorig	New Orleans
QB	Dan Orlovsky	Detroit
WR	Tiquan Underwood	Carolina
LB	Dekoda Watson	Jacksonville

2015 (3)

DE	Adrian Clayborn	Atlanta
LB	Dane Fletcher	New England
LB	Mason Foster	Chicago

2016 (2)

CB	Sterling Moore	Buffalo
RB	Bobby Rainey	N.Y. Giants

2017 (4)

QB	Mike Glennon	Chicago
S	Bradley McDougald	Seattle
WR	Russell Shepard	Carolina
DT	Akeem Spence	Detroit

2018 (2)

DT	Clinton McDonald	Denver
G	Kevin Pamphile	Tennessee

2019 (6)

S	Andrew Adams	Detroit
LB	Kwon Alexander	San Francisco
QB	Ryan Fitzpatrick	Miami
WR	Adam Humphries	Tennessee
S	Josh Shaw	Arizona
LB	Adarius Taylor	Cleveland

2020 (5)

DL	Beau Allen	New England
RB	Peyton Barber	Washington
LB	Carl Nassib	Las Vegas
WR	Breshad Perriman	New York Jets
QB	Jameis Winston	New Orleans

*denotes restricted free agents

FRONT OFFICE

PLAYERS

2019 REVIEW

HISTORY

RECORDS

SIDELINES

YEAR-BY-YEAR LEADERS

RUSHING (Yards)

YEAR	PLAYER	ATT.	YDS.	AVG.	LG	TD
1976	Louis Carter	171	521	3.0	26	1
1977	Ricky Bell	148	436	2.9	20	1
1978	Ricky Bell	185	679	3.7	56	6
1979	Ricky Bell	283	1,263	4.5	49	7
1980	Ricky Bell	174	599	3.4	40	2
1981	Jerry Eckwood	172	651	3.8	59	2
1982	James Wilder	83	324	3.9	47	3
1983	James Wilder	61	640	4.0	75t	4
1984	James Wilder	407	1,544	3.8	37	13
1985	James Wilder	365	1,300	3.6	28	10
1986	James Wilder	190	704	3.7	45t	2
1987	James Wilder	106	488	4.6	21	0
1988	Lars Tate	122	467	3.8	47t	7
1989	Lars Tate	167	589	3.5	48	8
1990	Gary Anderson	166	646	3.9	22	3
1991	Reggie Cobb	196	752	3.8	59t	7
1992	Reggie Cobb	310	1,171	3.8	25	9
1993	Reggie Cobb	221	658	3.0	16	3
1994	Errict Rhett	284	1,011	3.6	27	7
1995	Errict Rhett	332	1,207	3.6	21	11
1996	Errict Rhett	176	539	3.1	35	3
1997	Warrick Dunn	224	978	4.4	76	4
1998	Warrick Dunn	245	1,026	4.2	50	2
1999	Mike Alstott	242	949	3.9	30	7
2000	Warrick Dunn	248	1,133	4.6	70t	8
2001	Mike Alstott	165	680	4.1	39t	10
2002	Michael Pittman	204	718	3.5	21	1
2003	Michael Pittman	187	751	4.0	17	0
2004	Michael Pittman	219	926	4.2	78t	7
2005	Carnell Williams	290	1,178	4.1	71t	6
2006	Carnell Williams	225	798	3.5	38	1
2007	Earnest Graham	222	898	4.0	28t	10
2008	Warrick Dunn	186	786	4.2	40	2
2009	Carnell Williams	211	823	3.9	35	4
2010	LeGarrette Blount	201	1,007	5.0	53	6
2011	LeGarrette Blount	184	781	4.2	54t	5
2012	Doug Martin	319	1,454	4.6	70t	11
2013	Bobby Rainey	137	532	3.9	80t	5
2014	Doug Martin	134	494	3.7	63	2
2015	Doug Martin	288	1,402	4.9	84	6
2016	Jacquizz Rodgers	129	560	4.3	45	2
2017	Peyton Barber	108	423	3.9	34	3
2018	Peyton Barber	234	871	3.7	28	5
2019	Ronald Jones II	172	724	4.2	49	6

PASSING

YEAR	PLAYER	ATT.	COMP.	YDS.	PCT.	TD	INT.	RATING
1976	Steve Spurrer	311	156	1,628	50.2	7	12	57.1
1977	Gary Huff	138	67	889	48.6	3	13	37.0
1978	Doug Williams	194	73	1,170	37.6	7	8	53.5
1979	Doug Williams	387	166	2,448	41.8	18	24	52.6
1980	Doug Williams	521	254	3,396	48.8	20	16	69.7
1981	Doug Williams	471	238	3,563	50.5	19	14	76.5
1982	Doug Williams	307	164	2,071	53.4	9	11	69.4
1983	Jack Thompson	423	249	2,906	58.9	18	21	73.3
1984	Steve DeBerg	509	308	3,554	60.5	19	18	79.3
1985	Steve DeBerg	370	197	2,488	53.2	19	18	71.3
1986	Steve Young	363	195	2,382	53.7	8	13	65.5
1987	Steve DeBerg	275	159	1,891	57.8	14	7	85.3
1988	Vinny Testaverde	466	222	3,240	47.6	13	35	48.8
1989	Vinny Testaverde	480	258	3,133	53.8	20	22	68.9
1990	Vinny Testaverde	365	203	2,818	55.6	17	18	75.6
1991	Vinny Testaverde	326	166	1,994	50.9	8	15	59.0
1992	Vinny Testaverde	358	206	2,554	57.5	14	16	74.2
1993	Craig Erickson	457	233	3,054	51.0	18	21	66.4
1994	Craig Erickson	399	225	2,919	56.4	16	10	82.5
1995	Trent Dilfer	415	224	2,774	54.0	4	18	60.1
1996	Trent Dilfer	482	267	2,859	55.4	12	19	64.8
1997	Trent Dilfer	386	217	2,555	56.2	21	11	82.8
1998	Trent Dilfer	429	225	2,729	52.4	21	15	74.0
1999	Trent Dilfer	244	146	1,619	59.8	11	11	75.8
2000	Shaun King	428	233	2,769	54.4	18	13	75.8
2001	Brad Johnson	559	340	3,406	60.8	13	11	77.7
2002	Brad Johnson	451	281	3,049	62.3	22	6	92.9
2003	Brad Johnson	570	354	3,811	62.1	26	21	81.5
2004	Brian Griese	336	233	2,632	69.3	20	12	97.5
2005	Chris Simms	313	191	2,035	61.0	10	7	81.4
2006	Bruce Gradkowski	328	177	1,661	54.0	9	9	65.9
2007	Jeff Garcia	327	209	2,440	63.9	13	4	94.6
2008	Jeff Garcia	376	244	2,712	64.9	12	6	90.2
2009	Josh Freeman	290	158	1,855	54.5	10	18	59.8
2010	Josh Freeman	474	291	3,451	61.4	25	6	95.9
2011	Josh Freeman	551	346	3,592	62.8	16	22	74.6
2012	Josh Freeman	558	306	4,065	54.8	27	17	81.6
2013	Mike Glennon	416	247	2,608	59.4	19	9	83.9
2014	Josh McCown	327	184	2,206	56.3	11	14	70.5
2015	Jameis Winston	535	312	4,042	58.3	22	15	84.2
2016	Jameis Winston	567	345	4,090	60.8	28	18	86.1
2017	Jameis Winston	442	282	3,504	63.8	19	11	92.2
2018	Jameis Winston	378	244	2,992	64.6	19	14	90.2
2019	Jameis Winston	626	380	5,109	60.7	33	30	84.3

FRONT OFFICE

PLAYERS

2019 REVIEW

HISTORY

RECORDS

SIDELINES

RECEIVING (Receptions)

YEAR	PLAYER	REC.	YDS.	AVG.	LG	TD
1976	Morris Owens	30	390	13.0	27	6
1977	Morris Owens	34	655	19.3	67t	3
1978	Morris Owens	32	640	20.0	66	5
1979	Jimmie Giles	40	579	14.5	66t	7
1980	Gordon Jones	48	669	13.9	41t	5
1981	Kevin House	56	1,176	21.0	84t	9
1982	James Wilder	53	466	8.8	32	1
1983	James Wilder	57	380	6.7	31	2
1984	James Wilder	85	685	8.1	50	0
1985	James Wilder	53	341	6.5	20	0
1986	Calvin Magee	45	564	12.5	45	5
1987	James Wilder	40	328	8.2	32	1
1988	Bruce Hill	58	1,040	17.9	42t	9
1989	Mark Carrier	86	1,422	16.5	78t	9
1990	Mark Carrier	49	813	16.6	68t	4
1991	Lawrence Dawsey	55	818	14.9	65t	3
1992	Lawrence Dawsey	60	776	12.9	41	1
1993	Courtney Hawkins	62	933	15.0	67	5
1994	Lawrence Dawsey	46	673	14.6	46	1
1995	Jackie Harris	62	751	12.1	33	1
1996	Mike Alstott	65	557	8.6	29	3
1997	Warrick Dunn	39	462	11.8	59t	3
1998	Reidel Anthony	51	708	13.9	79t	7
1999	Warrick Dunn	64	589	9.2	68	2
2000	Keyshawn Johnson	71	874	12.3	38	8
2001	Keyshawn Johnson	106	1,266	11.9	47	1
2002	Keyshawn Johnson	76	1,088	14.3	76t	5
2003	Keenan McCardell	84	1,174	14.0	76t	8
2004	Michael Clayton	80	1,193	14.9	75t	7
2005	Joey Galloway	83	1,287	15.5	80t	10
2006	Joey Galloway	62	1,057	17.0	64t	7
2007	Ike Hilliard	62	722	11.6	56	1
2008	Antonio Bryant	83	1,248	15.0	71t	7
2009	Kellen Winslow	77	884	11.5	42t	5
2010	Kellen Winslow	66	730	11.1	41t	5
2011	Kellen Winslow	75	763	10.2	37	2
2012	Vincent Jackson	72	1,384	19.2	95	8
2013	Vincent Jackson	78	1,224	15.7	60	7
2014	Vincent Jackson	70	1,002	14.3	50	2
2015	Mike Evans	74	1,206	16.3	68	3
2016	Mike Evans	96	1,321	13.8	45t	12
2017	Mike Evans	71	1,001	14.1	42t	5
2018	Mike Evans	86	1,524	17.7	72t	8
2019	Chris Godwin	86	1,333	15.5	71t	9

SCORING

YEAR	PLAYER	TD	PAT	FG	TP
1976	Morris Owens	6	0	0	36
1977	Allan Leavitt	0	5	5	20
1978	Neil O'Donoghue	0	25	13	64
1979	Neil O'Donoghue	0	30	11	63
1980	Garó Yepremian	0	31	16	79
1981	Bill Capece	0	30	15	75
1982	Bill Capece	0	14	18	68
1983	Bill Capece	0	23	10	53
1984	Obed Ariri	0	38	19	95
1985	Donald Igwebuike	0	30	22	96
1986	Donald Igwebuike	0	26	17	77
1987	Donald Igwebuike	0	24	14	66
1988	Donald Igwebuike	0	21	19	78
1989	Donald Igwebuike	0	33	22	99
1990	Steve Christie	0	27	23	96
1991	Steve Christie	0	22	15	67
1992	Reggie Cobb	9	0	0	54
1993	Michael Husted	0	27	16	75
1994	Michael Husted	0	20	23	89
1995	Michael Husted	0	25	19	82
1996	Michael Husted	0	18	25	93
1997	Michael Husted	0	32	13	71
1998	Michael Husted	0	29	21	92
1999	Martin Gramatica	0	25	27	106
2000	Martin Gramatica	0	42	28	126
2001	Martin Gramatica	0	28	23	97
2002	Martin Gramatica	0	32	32	128
2003	Martin Gramatica	0	33	16	81
2004	Michael Pittman	10	0	0	60
2005	Matt Bryant	0	31	21	94
2006	Matt Bryant	0	22	17	73
2007	Matt Bryant	0	34	28	118
2008	Matt Bryant	0	35	32	131
2009	Connor Barth	0	12	14	54
2010	Connor Barth	0	36	23	105
2011	Connor Barth	0	23	26	101
2012	Connor Barth	0	39	28	123
2013	Rian Lindell	0	31	23	100
2014	Patrick Murray	0	31	20	91
2015	Connor Barth	0	25	23	94
2016	Roberto Aguayo	0	32	22	98
2017	Patrick Murray	0	21	19	78
2018	Chandler Catanzaro	0	23	11	56
2019	Matt Gay	0	43	27	124

FRONT OFFICE

PLAYERS

2019 REVIEW

HISTORY

RECORDS

SIDELINES

KICKOFF RETURNS (Yards)

YEAR	PLAYER	NO.	YDS.	AVG.	LG	TD
1976	Rod McNeill	17	384	22.6	43	0
1977	Isaac Hagins	21	493	23.5	41	0
1978	George Ragsdale	24	555	23.1	46	0
1979	George Ragsdale	34	675	19.9	30	0
1980	Gary Davis	44	951	21.6	54	0
1981	John Holt	11	274	24.9	40	0
1982	Michael Morton	21	361	17.2	26	0
1983	Michael Morton	30	689	23.0	50	0
1984	Michael Morton	38	835	22.0	43	0
1985	Phil Freeman	48	1,085	22.6	58	0
1986	Phil Freeman	31	582	18.8	33	0
1987	Bobby Futrell	31	609	19.6	40	0
1988	Donnie Elder	34	772	22.7	51	0
1989	Donnie Elder	40	685	17.1	30	0
1990	Danny Peebles	18	369	20.5	55	0
1991	Willie Drewrey	12	246	20.5	43	0
1992	Gary Anderson	29	564	19.4	39	0
1993	Charles Wilson	23	454	19.7	42	0
1994	Charles Wilson	10	251	25.1	41	0
1995	Bobby Joe Edmonds	58	1,147	19.8	44	0
1996	Karl Williams	14	383	27.4	63	0
1997	Reidel Anthony	25	592	23.7	51	0
1998	Reidel Anthony	46	1,118	24.3	60	0
1999	Reidel Anthony	21	434	20.7	39	0
2000	Aaron Stecker	29	663	22.9	48	0
2001	Frank Murphy	20	445	22.3	39	0
2002	Aaron Stecker	37	934	25.2	67	0
2003	Aaron Stecker	25	520	20.8	44	0
2004	Torrie Cox	33	866	26.2	59	0
2005	Torrie Cox	24	464	19.3	30	0
2006	Michael Pittman	39	867	22.2	37	0
2007	Micheal Spurlock	16	444	27.8	90t	1
2008	Clifton Smith	36	992	27.6	97t	1
2009	Clifton Smith	31	902	29.1	83	0
2010	Micheal Spurlock	44	1,129	25.7	89t	1
2011	Sammie Stroughter	20	540	27.0	78	0
2012	Arrelious Benn	13	306	23.5	55	0
2013	Eric Page	22	548	24.9	44	0
2014	Solomon Patton	18	416	23.1	33	0
2015	Bobby Rainey	19	469	24.7	38	0
2016	Ryan Smith	10	169	16.9	24	0
2017	Jacquizz Rodgers	11	255	23.2	45	0
2018	Bobo Wilson	10	284	28.4	38	0
2019	T.J. Logan	13	271	20.8	39	0

PUNT RETURNS (Yards)

YEAR	PLAYER	NO.	YDS.	AVG.	LG	TD
1976	Danny Reece	20	143	7.2	30	0
1977	Danny Reece	31	276	8.9	36	0
1978	Danny Reece	44	393	8.9	50	0
1979	Danny Reece	70	431	6.2	17	0
1980	Danny Reece	57	313	5.5	19	0
1981	Theo Bell	27	132	4.9	13	0
1982	John Holt	16	81	5.1	22	0
1983	Andre Tyler	27	208	7.7	16	0
1984	Leon Bright	23	173	7.5	21	0
1985	Leon Bright	12	124	10.3	29	0
1986	Bobby Futrell	14	67	4.8	12	0
1987	Bobby Futrell	24	213	8.9	22	0
1988	Bobby Futrell	27	283	10.5	40	0
1989	Willie Drewrey	20	220	11.0	55	0
1990	Willie Drewrey	23	184	8.0	16	0
1991	Willie Drewrey	38	360	9.5	33	0
1992	Courtney Hawkins	13	53	4.1	17	0
1993	Courtney Hawkins	15	166	11.1	35	0
1994	Vernon Turner	21	218	10.4	80t	1
1995	Bobby Joe Edmonds	29	293	10.1	45	0
1996	Karl Williams	13	274	21.1	88t	1
1997	Karl Williams	46	597	13.0	63	1
1998	Jacquez Green	30	453	15.1	95t	1
1999	Jacquez Green	23	204	8.9	31	0
2000	Karl Williams	31	286	9.2	73t	1
2001	Karl Williams	35	366	10.5	84t	1
2002	Karl Williams	43	410	9.5	56t	1
2003	Karl Williams	15	110	7.3	19	0
2004	Joey Galloway	20	142	7.1	59t	1
2005	Mark Jones	51	492	9.6	31	0
2006	Ike Hilliard	24	163	6.8	16	0
2007	Mark Jones	12	143	11.9	35	0
2008	Clifton Smith	23	324	14.1	70t	1
2009	Clifton Smith	23	232	10.1	21	0
2010	Micheal Spurlock	28	193	6.9	23	0
2011	Preston Parker	23	210	9.1	34	0
2012	Roscoe Parrish	30	298	9.9	39	0
2013	Eric Page	23	251	10.9	52	0
2014	Solomon Patton	10	112	11.2	33	0
2015	Bobby Rainey	29	288	9.9	58	0
2016	Adam Humphries	24	237	9.9	25	0
2017	Bernard Reedy	14	143	10.2	44	0
2018	Adam Humphries	21	139	6.6	16	0
2019	T.J. Logan	13	124	9.5	40	0

FRONT OFFICE

PLAYERS

2019 REVIEW

HISTORY

RECORDS

SIDELINES

INTERCEPTIONS

YEAR	PLAYER	NO.	YDS.	AVG.	LG	TD
1976	Mark Cotney	3	25	8.3	25	0
1977	Mike Washington	5	71	14.2	45t	1
1978	Cedric Brown	6	110	18.3	29	0
1979	Cedric Brown	3	79	26.3	72	0
	Mike Washington	3	64	21.3	49t	1
	Jeris White	3	39	13.0	39	0
1980	Mike Washington	4	30	7.5	16	0
1981	Cedric Brown	9	215	23.9	81t	2
1982	Neal Colzie	3	64	21.3	51	0
	Cedric Brown	3	31	10.3	24	0
	Mike Washington	3	13	4.3	13	0
1983	Beasley Reece	6	70	11.7	29	0
1984	Mark Cotney	5	123	24.6	26	0
1985	Jeremiah Castille	7	49	7.0	20	0
1986	Vito McKeever	3	12	4.0	10	0
1987	Paul Tripoli	3	17	5.7	15t	1
1988	Harry Hamilton	6	123	20.5	58	0
1989	Harry Hamilton	6	70	11.7	30	0
	Mark Robinson	6	44	7.3	16	0
1990	Wayne Haddix	7	231	33.0	65t	3
1991	Tony Covington	3	21	7.0	18	0
1992	Darrell Fullington	3	25	8.3	16	0
	Marty Carter	3	1	0.3	1	0
	Milton Mack	3	0	0.0	0	0
1993	Joe King	3	29	9.7	28	0
1994	Hardy Nickerson	2	9	4.5	10	0
	Martin Mayhew	2	4	2.0	4	0
1995	Martin Mayhew	5	81	16.2	40	0
1996	Donnie Abraham	5	27	5.4	21	0
1997	Donnie Abraham	5	16	3.2	16	0
1998	Charles Mincy	4	58	14.5	22t	1
1999	Donnie Abraham	7	115	16.4	55t	2
2000	Donnie Abraham	7	82	11.7	23	0
2001	Ronde Barber	10	86	8.6	36t	1
2002	Brian Kelly	8	68	8.5	31	0
2003	Dwight Smith	5	3	0.6	3	0
2004	Brian Kelly	4	101	25.3	75	0
2005	Ronde Barber	5	105	21.0	42	0
2006	Ronde Barber	3	103	34.3	66t	2
	Derrick Brooks	3	51	17.0	21t	1
2007	Jermaine Phillips	4	2	0.5	2	0
2008	Ronde Barber	4	69	17.3	65t	1
2009	Aqib Talib	5	99	19.8	32	0
	Tanard Jackson	5	86	17.2	35t	2
2010	Aqib Talib	6	91	15.2	45t	1
2011	Ronde Barber	3	12	4.0	12	0
2012	Ronde Barber	4	160	40.0	78t	1
2013	Lavonte David	5	87	17.4	32	0
2014	Johnthan Banks	4	69	17.3	32	1
2015	Lavonte David	3	19	6.3	20t	1
2016	Brent Grimes	4	37	9.3	31t	1
	Keith Tandy	4	28	7.0	28	0
2017	Kwon Alexander	3	70	23.3	28	0
	Justin Evans	3	28	9.3	15	0
	Brent Grimes	3	67	22.3	39	0
	Robert McClain	3	53	17.7	47t	0
2018	Andrew Adams	4	34	8.5	16	0
2019	Sean Murphy-Bunting	3	88	29.3	70t	1

TACKLE/SACK LEADERS

1976	Tackles:	LB Richard Wood 96, DT Dave Pear 91, S Ken Stone 72
	Sacks:	DE Council Rudolph, DE Lee Roy Selmon 5
1977	Tackles:	LB Dewey Selmon 167, LB Richard Wood 141, S Cedric Brown 116
	Sacks:	DE Lee Roy Selmon 13
1978	Tackles:	LB Richard Wood 168, LB Dewey Selmon 158, DT Dave Pear 127
	Sacks:	DE Lee Roy Selmon 11
1979	Tackles:	LB Richard Wood 158, LB Dewey Selmon 125, DE Lee Roy Selmon 117
	Sacks:	DE Lee Roy Selmon 11
1980	Tackles:	LB Richard Wood 114, S Mark Cotney 105, LB David Lewis 101
	Sacks:	DE Lee Roy Selmon 9
1981	Tackles:	LB Cecil Johnson 174, LB Hugh Green 151, LB Richard Wood 140
	Sacks:	DE Lee Roy Selmon 6.5
1982	Tackles:	LB Hugh Green 71, LB Cecil Johnson 70, LB Scot Brantley 62
	Sacks:	DE Dave Stalls 6.5
1983	Tackles:	LB Hugh Green 138, LB Jeff Davis 137, LB Scot Brantley 134
	Sacks:	DE Lee Roy Selmon 11
1984	Tackles:	LB Jeff Davis 165, DT David Logan 106, LB Scot Brantley 105
	Sacks:	DE Lee Roy Selmon 8
1985	Tackles:	LB Jeff Davis 132, LB Chris Washington 102, S Ivory Sully 98
	Sacks:	DT David Logan 6.5
1986	Tackles:	LB Jeff Davis 136, LB Scot Brantley 127, LB Chris Washington 94
	Sacks:	LB Keith Browner, LB Chris Washington 4
1987	Tackles:	LB Ervin Randle 108, LB Jeff Davis 70, CB Ricky Reynolds 70
	Sacks:	DE Ron Holmes 8
1988	Tackles:	LB Eugene Marve 121, S Harry Hamilton 107, LB Kevin Murphy 75
	Sacks:	DE Ron Holmes 4
1989	Tackles:	LB Ervin Randle 114, LB Eugene Marve 106, S Mark Robinson 104
	Sacks:	LB Kevin Murphy 6
1990	Tackles:	S Harry Hamilton 119, S Mark Robinson 115, LB Eugene Marve 111
	Sacks:	LB Broderick Thomas 7.5
1991	Tackles:	LB Broderick Thomas 174, LB Jesse Solomon 128, S Tony Covington 84
	Sacks:	LB Broderick Thomas 11
1992	Tackles:	S Marty Carter 118, LB Jimmy Williams 115, LB Broderick Thomas 113
	Sacks:	DT Santana Dotson 10
1993	Tackles:	LB Hardy Nickerson 214, S Marty Carter 130, CB Martin Mayhew 76
	Sacks:	DE Ray Seals 8.5
1994	Tackles:	LB Hardy Nickerson 122, S Marty Carter 93, S Barney Bussey 72
	Sacks:	DT Brad Culpepper 4
1995	Tackles:	LB Hardy Nickerson 143, LB Derrick Brooks 79, CB Charles Dimry 77
	Sacks:	DT Santana Dotson 5
1996	Tackles:	LB Derrick Brooks 133, LB Hardy Nickerson 120, S John Lynch 103
	Sacks:	DT Warren Sapp 9
1997	Tackles:	LB Hardy Nickerson 194, LB Derrick Brooks 182, S John Lynch 154
	Sacks:	DT Warren Sapp 10.5
1998	Tackles:	LB Derrick Brooks 189, S John Lynch 107, S Charles Mincy 95
	Sacks:	DT Brad Culpepper 9
1999	Tackles:	LB Derrick Brooks 180, LB Hardy Nickerson 141, S John Lynch 128
	Sacks:	DT Warren Sapp 12.5
2000	Tackles:	LB Derrick Brooks 179, S John Lynch 110, S Damien Robinson 104
	Sacks:	DT Warren Sapp 16.5
2001	Tackles:	LB Derrick Brooks 165, LB Jamie Duncan 130, S John Lynch 105
	Sacks:	DE Simeon Rice 11
2002	Tackles:	LB Derrick Brooks 170, LB Shelton Quarles 159, S John Lynch 96
	Sacks:	DE Simeon Rice 15.5
2003	Tackles:	LB Derrick Brooks 151, CB Ronde Barber 111, LB Shelton Quarles 110
	Sacks:	DE Simeon Rice 15.0
2004	Tackles:	LB Derrick Brooks 172, LB Shelton Quarles 163, LB Ian Gold 120
	Sacks:	DE Simeon Rice 12.0
2005	Tackles:	LB Shelton Quarles 196, LB Derrick Brooks 174, CB Ronde Barber 120
	Sacks:	DE Simeon Rice 14.0
2006	Tackles:	LB Derrick Brooks 150, LB Shelton Quarles 136, Jermaine Phillips 124
	Sacks:	DE Greg Spires 5.0, DE Dewayne White 5.0, DT Ellis Wymys 5.0
2007	Tackles:	LB Barrett Ruud 169, LB Derrick Brooks 162, LB Cato June 120, S Jermaine Phillips 120
	Sacks:	DE Greg White 8
2008	Tackles:	LB Barrett Ruud 178, LB Derrick Brooks 111, LB Cato June 104, FS Tanard Jackson 102
	Sacks:	DE Gaines Adams 6.5
2009	Tackles:	LB Barrett Ruud 205, LB Geno Hayes 136, CB Ronde Barber 93, LB Quincy Black 93
	Sacks:	DE Stylez G. White 6.5
2010	Tackles:	LB Barrett Ruud 161, LB Geno Hayes 104, CB Ronde Barber 102, S Sean Jones 89
	Sacks:	DE Stylez G. White 4.5

TACKLE/SACK LEADERS (CONTINUED)

2011	Tackles:	LB Mason Foster 126, S Sean Jones 92, LB Geno Hayes 86, CB Ronde Barber 77
	Sacks:	DE Adrian Clayborn 7.5
2012	Tackles:	LB Lavonte David 139, LB Mason Foster 104, S Ronde Barber 92, S Mark Barron 88
	Sacks:	DE Michael Bennett 9.0
2013	Tackles:	LB Lavonte David 144, LB Mason Foster 92, S Mark Barron 88, S Dashon Goldson 71
	Sacks:	DT Gerald McCoy 9.5
2014	Tackles:	LB Lavonte David 146, S Dashon Goldson 80, LB Danny Lannan 79, CB Alterraun Verner 76
	Sacks:	DT Gerald McCoy 8.5
2015	Tackles:	LB Lavonte David 147, LB Kwon Alexander 93, S Bradley McDougald 87, S Chris Conte 78
	Sacks:	DT Gerald McCoy 8.5
2016	Tackles:	LB Kwon Alexander 145, S Bradley McDougald 91, LB Lavonte David 87, CB Vernon Hargreaves III 76
	Sacks:	DT Gerald McCoy 7.0
2017	Tackles:	LB Lavonte David 101, LB Kwon Alexander 97, S Chris Conte 76, LB Kendall Beckwith 73
	Sacks:	DT Gerald McCoy 6.0
2018	Tackles:	LB Lavonte David 119, S Jordan Whitehead 76, S Justin Evans 59,
	Sacks:	DE Jason Pierre-Paul 58
	Sacks:	DE Jason Pierre-Paul 12.5
2019	Tackles:	LB Lavonte David 122, LB Devin White 91, S Jordan Whitehead 68, CB Carlton Davis 59
	Sacks:	LB Shaquil Barrett 19.5

YEAR-BY-YEAR RECORDS

YEAR	REGULAR SEASON				DIV. RANK	POSTSEASONHEAD			COACH	CUM. REC. W/BUCS	
	W	L	T	PCT.		W	L	T		REG.	POST.
1976	0	14	0	.000	#5th	-	-	-	John McKay	(0-14)	
1977	2	12	0	.143	5th	-	-	-	John McKay	(2-26)	
1978	5	11	0	.313	5th	-	-	-	John McKay	(7-37)	
1979	10	6	0	.625	1st	1	1	0	John McKay	(17-43)	(1-1)
1980	5	10	1	.344	t-4th	-	-	-	John McKay	(22-53-1)	
1981	9	7	0	.563	1st	0	1	0	John McKay	(31-60-1)	(1-2)
1982	5	4	0	.556	t-2nd	0	1	0	John McKay	(36-64-1)	(1-3)
1983	2	14	0	.125	5th	-	-	-	John McKay	(38-78-1)	
1984	6	10	0	.375	3rd	-	-	-	John McKay	(44-88-1)	
1985	2	14	0	.125	5th	-	-	-	Leeman Bennett	(2-14)	
1986	2	14	0	.125	5th	-	-	-	Leeman Bennett	(4-28)	
1987	4	11	0	.267	t-4th	-	-	-	Ray Perkins	(4-11)	
1988	5	11	0	.313	3rd	-	-	-	Ray Perkins	(9-22)	
1989	5	11	0	.313	5th	-	-	-	Ray Perkins	(14-33)	
1990	6	10	0	.375	t-2nd	-	-	-	Ray Perkins *	(19-41)	
									Richard Williamson *	(1-2)	
1991	3	13	0	.188	5th	-	-	-	Richard Williamson	(4-15)	
1992	5	11	0	.313	t-3rd	-	-	-	Sam Wyche	(5-11)	
1993	5	11	0	.313	5th	-	-	-	Sam Wyche	(10-22)	
1994	6	10	0	.375	5th	-	-	-	Sam Wyche	(16-32)	
1995	7	9	0	.438	5th	-	-	-	Sam Wyche	(23-41)	
1996	6	10	0	.375	4th	-	-	-	Tony Dungy	(6-10)	
1997	10	6	0	.625	2nd	1	1	0	Tony Dungy	(16-16)	(1-1)
1998	8	8	0	.500	3rd	-	-	-	Tony Dungy	(24-24)	
1999	11	5	0	.688	1st	1	1	0	Tony Dungy	(35-29)	(2-2)
2000	10	6	0	.625	2nd	0	1	0	Tony Dungy	(45-35)	(2-3)
2001	9	7	0	.563	3rd	0	1	0	Tony Dungy	(54-42)	(2-4)
2002	12	4	0	.750	1st	3	0	0	Jon Gruden	(12-4)	(3-0)
2003	7	9	0	.438	3rd	-	-	-	Jon Gruden	(19-13)	
2004	5	11	0	.313	4th	-	-	-	Jon Gruden	(24-24)	
2005	11	5	0	.688	1st	0	1	0	Jon Gruden	(35-29)	(3-1)
2006	4	12	0	.250	4th	-	-	-	Jon Gruden	(39-41)	
2007	9	7	0	.563	1st	0	1	0	Jon Gruden	(48-48)	(3-2)
2008	9	7	0	.563	3rd	-	-	-	Jon Gruden	(57-55)	
2009	3	13	0	.231	4th	-	-	-	Raheem Morris	(3-13)	
2010	10	6	0	.625	3rd	-	-	-	Raheem Morris	(13-19)	
2011	4	12	0	.250	4th	-	-	-	Raheem Morris	(17-31)	
2012	7	9	0	.438	4th	-	-	-	Greg Schiano	(7-9)	
2013	4	12	0	.250	4th	-	-	-	Greg Schiano	(11-21)	
2014	2	14	0	.125	4th	-	-	-	Lovie Smith	(2-14)	
2015	6	10	0	.375	4th	-	-	-	Lovie Smith	(8-24)	
2016	9	7	0	.563	2nd	-	-	-	Dirk Koetter	(9-7)	
2017	5	11	0	.313	4th	-	-	-	Dirk Koetter	(14-18)	
2018	5	11	0	.313	4th	-	-	-	Dirk Koetter	(19-29)	
2019	7	9	0	.438	3rd	-	-	-	Bruce Arians	(7-9)	
Totals	267	424	1	.386		6	9	0			

Tampa Bay was in the AFC West in 1976 only.

* Ray Perkins coached the first 13 games of 1990, Richard Williamson coached the last three games of 1990.

BUCCANEER ALL-TIME COACHES RECORDS

(REGULAR SEASON ONLY)

YEAR	HEAD COACH	W-L-T
1976-84	John McKay	44-88-1
1985-86	Leeman Bennett	4-28-0
1987-90	Ray Perkins*	19-41-0
1990-91	Richard Williamson#	4-15-0
1992-95	Sam Wyche	23-41-0
1996-01	Tony Dungy	54-42-0
2002-08	Jon Gruden	57-55-0
2009-11	Raheem Morris	17-31-0
2012-13	Greg Schiano	11-21-0
2014-15	Lovie Smith	8-24-0
2016-18	Dirk Koetter	19-29-0
2019	Bruce Arians	7-9-0

* first 13 games of 1990

last three games of 1990

HOME/AWAY RECORDS

YEAR	HOME RECORD				PCT.	YEAR	ROAD RECORD				PCT.
	W	L	T	PCT.			W	L	T	PCT.	
1976	0	7	0	.000	1976	0	7	0	.000		
1977	1	6	0	.143	1977	1	6	0	.143		
1978	3	5	0	.375	1978	2	6	0	.250		
1979	5	3	0	.625	1979	5	3	0	.625		
1980	2	5	1	.313	1980	3	5	0	.375		
1981	6	2	0	.750	1981	3	5	0	.375		
1982	4	1	0	.800	1982	1	3	0	.250		
1983	1	7	0	.125	1983	1	7	0	.125		
1984	6	2	0	.750	1984	0	8	0	.000		
1985	2	6	0	.250	1985	0	8	0	.000		
1986	1	7	0	.125	1986	1	7	0	.125		
1987	2	5	0	.286	1987	2	6	0	.250		
1988	3	5	0	.375	1988	2	6	0	.250		
1989	2	6	0	.250	1989	3	5	0	.375		
1990	4	4	0	.500	1990	2	6	0	.250		
1991	3	5	0	.375	1991	0	8	0	.000		
1992	3	5	0	.375	1992	2	6	0	.250		
1993	3	5	0	.375	1993	2	6	0	.250		
1994	4	4	0	.500	1994	2	6	0	.250		
1995	5	3	0	.625	1995	2	6	0	.250		
1996	5	3	0	.625	1996	1	7	0	.125		
1997	5	3	0	.625	1997	5	3	0	.625		
1998	6	2	0	.750	1998	2	6	0	.250		
1999	7	1	0	.875	1999	4	4	0	.500		
2000	6	2	0	.750	2000	4	4	0	.500		
2001	5	3	0	.600	2001	4	4	0	.500		
2002	6	2	0	.750	2002	6	2	0	.750		
2003	3	5	0	.375	2003	4	4	0	.500		
2004	4	4	0	.500	2004	1	7	0	.125		
2005	6	2	0	.750	2005	5	3	0	.625		
2006	3	5	0	.375	2006	1	7	0	.125		
2007	6	2	0	.750	2007	3	5	0	.375		
2008	6	2	0	.750	2008	3	5	0	.375		
2009	1	7	0	.125	2009	2	6	0	.250		
2010	4	4	0	.500	2010	6	2	0	.750		
2011	3	5	0	.375	2011	1	7	0	.125		
2012	3	5	0	.375	2012	4	4	0	.500		
2013	3	5	0	.375	2013	1	7	0	.125		
2014	0	8	0	.000	2014	2	6	0	.250		
2015	3	5	0	.375	2015	3	5	0	.375		
2016	4	4	0	.500	2016	5	3	0	.625		
2017	4	4	0	.500	2017	1	7	0	.125		
2018	4	4	0	.500	2018	1	7	0	.125		
2019	2	6	0	.250	2019	5	3	0	.600		
Totals	159	186	1	.460	Totals	108	238	0	.312		

STARTING QUARTERBACKS BY YEAR

YEAR QUARTERBACKS

1976	Steve Spurrier (0-12), Parnell Dickinson (0-1), Terry Hanratty (0-1)
1977	Gary Huff (2-4), Jeb Blount (0-4), Randy Hedberg (0-4)
1978	Doug Williams (4-6), Mike Rae (1-4), Mike Boryla (0-1)
1979	Doug Williams (10-6, 1-1 playoffs)
1980	Doug Williams (5-10-1)
1981	Doug Williams (9-7, 0-1 playoffs)
1982	Doug Williams (5-4, 0-1 playoffs)
1983	Jack Thompson (2-11), Jerry Golsteyn (0-3)
1984	Steve DeBerg (5-8), Jack Thompson (1-2)
1985	Steve DeBerg (1-10), Steve Young (1-4)
1986	Steve Young (2-12), Steve DeBerg (0-2)
1987	Steve DeBerg (2-6), Vinny Testaverde (0-4), John Reaves (1-1), Jim Zorn (1-0)
1988	Vinny Testaverde (5-10), Joe Ferguson (0-1)
1989	Vinny Testaverde (5-9), Joe Ferguson (0-2)
1990	Vinny Testaverde (6-7), Chris Chandler (0-3)
1991	Vinny Testaverde (3-9), Chris Chandler (0-3), Jeff Carlson (0-1)
1992	Vinny Testaverde (5-9), Steve DeBerg (0-2)
1993	Craig Erickson (5-10), Steve DeBerg (0-1)
1994	Craig Erickson (6-8), Trent Dilfer (0-2)
1995	Trent Dilfer (7-9)
1996	Trent Dilfer (6-10)
1997	Trent Dilfer (10-6, 1-1 playoffs)
1998	Trent Dilfer (8-8)
1999	Trent Dilfer (7-3), Shaun King (4-1, 1-1 playoffs), Eric Zeier (0-1)
2000	Shaun King (10-6, 0-1 playoffs)
2001	Brad Johnson (9-7, 0-1 playoffs)
2002	Brad Johnson (10-3, 3-0 playoffs), Rob Johnson (2-0), Shaun King (0-1)
2003	Brad Johnson (7-9)
2004	Brian Griese (4-6), Brad Johnson (0-4), Chris Simms (1-1)
2005	Brian Griese (5-1), Chris Simms (6-4, 0-1 playoffs)
2006	Bruce Gradkowski (3-8), Tim Rattay (1-1), Chris Simms (0-3)
2007	Jeff Garcia (8-5, 0-1 playoffs), Luke McCown (1-2)
2008	Jeff Garcia (6-5), Brian Griese (3-2)
2009	Byron Leftwich (0-3), Josh Johnson (0-4), Josh Freeman (3-6)
2010	Josh Freeman (10-6)
2011	Josh Freeman (4-11), Josh Johnson (0-1)
2012	Josh Freeman (7-9)
2013	Josh Freeman (0-3), Mike Glennon (4-9)
2014	Josh McCown (1-10), Mike Glennon (1-4)
2015	Jameis Winston (6-10)
2016	Jameis Winston (9-7)
2017	Jameis Winston (3-10), Ryan Fitzpatrick (2-1)
2018	Jameis Winston (3-6), Ryan Fitzpatrick (2-5)
2019	Jameis Winston (7-9)

HIGHEST WINNING PERCENTAGE BY STARTING QUARTERBACK (REGULAR SEASON)

QUARTERBACK	RECORD	PERCENTAGE
Shaun King	14-8	.636
Jeff Garcia	14-10	.583
Brian Griese		.571
Brad Johnson	26-23	.531
Trent Dilfer		.500
Doug Williams	33-33-1	.500
Chris Simms		.467
Josh Freeman		.429
Jameis Winston	28-42	.400
Ryan Fitzpatrick	4-6	.400
Craig Erickson	11-18	.379
Vinny Testaverde	24-48	.333
Mike Glennon		.278
Bruce Gradkowski	3-8	.273
Steve DeBerg	8-29	.216
Jack Thompson	3-13	.188
Steve Young		.158
Josh McCown		.091

* minimum 10 starts

MOST WINS BY STARTING QUARTERBACK

(REGULAR SEASON)

PLAYER	RECORD	PCT.
Trent Dilfer	38-38	.500
Doug Williams	33-33-1	.500
Jameis Winston	28-42	.400
Brad Johnson	26-23	.531
Josh Freeman	24-32	.425
Vinny Testaverde	24-48	.333

(PLAYOFFS)

PLAYER	RECORD	PCT.
Brad Johnson	3-1	.750
Trent Dilfer	1-1	.500
Shaun King	1-2	.333
Doug Williams	1-3	.250

QUARTERBACKS' RECORDS AS STARTERS

PLAYER	RECORD	PLAYER	RECORD
Jeb Blount	0-4	Brad Johnson	26-23 (3-1 playoffs)
Mike Boryla	0-1	Josh Johnson	0-5
Jeff Carlson	0-1	Rob Johnson	2-0
Chris Chandler	0-6	Shaun King	14-8 (1-2 playoffs)
Steve DeBerg	8-29	Byron Leftwich	0-3
Parnell Dickinson	0-1	Josh McCown	1-10
Trent Dilfer	38-38 (1-1 playoffs)	Luke McCown	1-2
Craig Erickson	11-18	Mike Rae	1-4
Joe Ferguson	0-3	Tim Rattay	1-1
Ryan Fitzpatrick	4-6	John Reaves	1-1
Josh Freeman	24-32	Chris Simms	7-8 (0-1 playoffs)
Jeff Garcia	14-10 (0-1 playoffs)	Steve Spurrier	0-12
Mike Glennon	5-13	Vinny Testaverde	24-48
Jerry Golsteyn	0-3	Jack Thompson	3-13
Bruce Gradkowski	3-8	Doug Williams	33-33-1 (1-3 play- offs)
Brian Griese	12-9	Jameis Winston	28-42
Terry Hanratty	0-1	Steve Young	3-16
Randy Hedberg	0-4	Eric Zeier	0-1
Gary Huff	2-4	Jim Zorn	1-0

YEAR-BY-YEAR OFFENSE (REGULAR SEASON)

YEAR	TOTAL PLAYS	FIRST DOWNS	RUSH YARDS	NET PASS YARDS	TOTAL YARDS	TOTAL POINTS
1976	859	191	1,503	1,503	3,006	125
1977	834	168	1,424	1,269	2,693	103
1978	962	238	2,098	1,703	3,800	241
1979	1,055	267	2,437	2,612	5,049	273
1980	1,031	281	1,839	3,220	5,059	271
1981	950	269	1,731	3,429	5,160	315
1982	587	163	952	1,943	2,895	158
1983	1,005	248	1,353	3,124	4,477	241
1984	1,091	344	1,776	3,545	5,321	335
1985	982	291	1,644	3,122	4,766	294
1986	970	273	1,863	2,498	4,361	239
1987	954	263	1,365	3,016	4,381	286
1988	998	295	1,753	3,308	5,061	261
1989	1,025	288	1,570	3,335	4,842	320
1990	911	238	1,626	2,849	4,475	264
1991	922	249	1,429	2,572	4,001	199
1992	994	281	1,706	3,065	4,771	267
1993	949	241	1,290	3,021	4,311	237
1994	951	276	1,489	3,265	4,754	251
1995	961	283	1,587	2,955	4,542	238
1996	996	260	1,589	2,727	4,316	221
1997	915	249	1,934	2,442	4,376	299
1998	1,000	262	2,148	2,606	4,754	314
1999	991	245	1,776	2,478	4,254	270
2000	961	275	2,066	2,583	4,649	388
2001	1,046	298	1,371	3,323	4,694	324
2002	1,022	287	1,557	3,445	5,002	346
2003	1,036	307	1,648	3,805	5,453	301
2004	949	271	1,489	3,474	4,963	301
2005	985	268	1,826	2,890	4,716	300
2006	972	237	1,523	2,798	4,321	211
2007	975	281	1,872	3,357	5,229	334
2008	1,045	298	1,837	3,619	5,456	361
2009	961	246	1,627	2,973	4,600	244
2010	955	288	2,001	3,361	5,362	341
2011	966	277	1,458	3,650	5,108	287
2012	1,008	301	1,837	3,983	5,820	389
2013	981	269	1,612	2,820	4,432	288
2014	936	263	1,375	3,297	4,672	277
2015	1,017	336	2,162	3,852	6,014	342
2016	1,066	340	1,616	3,926	5,542	354
2017	1,034	352	1,450	4,366	5,816	335
2018	1,055	396	1,523	5,125	6,648	388
2019	1,086	353	1,521	4,845	6,366	458

Bold=Club Record; 1976-77-14 games; 1978-81-16 games; 1982-9 games; 1983-86-16 games; 1987-15 games; 1988-12-16 games

FRONT OFFICE

PLAYERS

2019 REVIEW

HISTORY

RECORDS

SIDELINES

YEAR-BY-YEAR DEFENSE (REGULAR SEASON)

YEAR	TOTAL PLAYS	FIRST DOWNS	RUSH YARDS	NET PASS YARDS	TOTAL TOTAL YARDSPOINTS
1976	933	283	2,560	2,241	4,801 412
1977	948	241	2,031	1,895	3,926 223
1978	1,047	256	2,049	2,279	4,328 259
1979	1,015	247	1,873	2,076	3,949 237
1980	1,088	313	2,101	3,304	5,405 341
1981	1,115	320	2,172	3,140	5,312 268
1982	564	159	1,058	1,384	2,442 178
1983	1,093	320	2,082	3,315	5,397 380
1984	1,033	311	2,233	3,241	5,474 380
1985	1,087	351	2,430	3,678	6,108 448
1986	1,061	362	2,648	3,685	6,333 473
1987	996	314	2,038	2,949	4,987 360
1988	1,025	293	1,551	3,604	5,155 350
1989	1,027	317	2,023	3,437	5,460 419
1990	1,001	313	2,223	3,256	5,479 367
1991	989	295	2,107	2,872	4,979 365
1992	985	296	1,675	3,510	5,185 365
1993	1,011	280	1,994	3,252	5,246 376
1994	986	298	1,964	3,372	5,336 351
1995	1,031	336	1,754	3,958	5,712 335
1996	976	296	1,889	2,925	4,814 293
1997	981	265	1,617	3,011	4,628 263
1998	925	244	1,583	2,762	4,345 295
1999	977	228	1,407	2,873	4,280 235
2000	1,047	283	1,648	3,152	4,800 269
2001	950	262	1,702	2,951	4,653 280
2002	963	236	1,554	2,490	4,044 196
2003	962	249	1,756	2,710	4,466 264
2004	961	258	1,973	2,579	4,552 304
2005	950	254	1,515	2,929	4,444 274
2006	1,015	300	1,917	3,354	5,271 353
2007	977	258	1,726	2,728	4,454 270
2008	945	259	1,901	2,997	4,898 323
2009	1,039	324	2,531	3,318	5,849 400
2010	991	307	2,107	3,216	5,323 318
2011	1,002	356	2,497	3,814	6,311 494
2012	1,031	329	1,320	4,758	6,078 394
2013	1,020	324	1,762	3,806	5,568 389
2014	1,067	353	1,819	4,084	5,903 410
2015	1,044	351	1,606	3,840	5,446 417
2016	1,013	326	1,875	4,012	5,887 369
2017	1,011	327	1,880	4,169	6,049 382
2018	998	356	1,983	4,151	6,134 464
2019	1,073	353	1,181	4,322	5,503 449

Bold=Club Record; 1976-77-14 games; 1978-81-16 games; 1982-9 games; 1983-86-16 games; 1987-15 games; 1988-12-16 games

YEAR-BY-YEAR NFL YARDAGE RANKINGS (REGULAR SEASON)

YEAR	OFFENSE			DEFENSE		
	OVERALL	RUSH	PASS	OVERALL	RUSH	PASS
1976	28 (214.7)	26 (107.4)	25 (107.4)	24 (342.9)	24 (182.9)	19 (160.1)
1977	28 (192.4)	28 (101.7)	28 (90.6)	13 (280.4)	17 (145.1)	11 (135.3)
1978	28 (237.5)	19 (131.1)	28 (106.4)	4 (270.5)	7 (128.1)	4 (142.4)
1979	14 (315.6)	8 (152.3)	18 (163.3)	1 (246.8)	7 (117.1)	1 (129.8)
1980	15 (316.2)	21 (114.9)	10 (201.3)	20 (337.8)	19 (131.3)	18 (206.5)
1981	18 (322.5)	24 (108.2)	11 (214.3)	13 (332.0)	22 (135.8)	12 (196.3)
1982	13 (321.7)	19 (105.8)	6 (215.9)	3 (271.3)	18 (117.6)	4 (153.8)
1983	28 (279.8)	27 (84.6)	15 (195.3)	16 (337.3)	15 (130.1)	19 (207.2)
1984	10 (332.6)	19 (111.0)	8 (221.6)	20 (342.1)	25 (139.6)	13 (202.6)
1985	23 (297.9)	21 (102.8)	17 (195.1)	26 (381.8)	25 (151.9)	25 (229.9)
1986	27 (272.6)	12 (116.4)	27 (156.1)	28 (395.8)	28 (165.5)	24 (230.3)
1987	27 (292.1)	26 (91.0)	15 (201.1)	16 (332.5)	21 (135.9)	11 (196.6)
1988	17 (316.3)	21 (109.6)	12 (206.8)	13 (322.2)	2 (96.9)	26 (225.3)
1989	22 (302.6)	23 (94.2)	14 (208.4)	17 (341.3)	21 (126.4)	14 (214.8)
1990	24 (279.7)	19 (101.6)	17 (178.1)	24 (342.4)	25 (138.9)	18 (203.5)
1991	26 (250.1)	19 (89.3)	28 (160.8)	11 (311.2)	25 (131.7)	5 (179.5)
1992	16 (298.2)	14 (106.6)	15 (191.6)	25 (324.1)	11 (104.7)	28 (219.4)
1993	25 (269.4)	27 (80.6)	20 (188.8)	22 (327.9)	23 (124.6)	18 (203.3)
1994	20 (297.1)	22 (93.1)	17 (204.1)	21 (333.5)	26 (122.8)	11 (210.8)
1995	27 (283.9)	19 (99.2)	26 (184.7)	27 (357.0)	15 (109.6)	26 (247.4)
1996	28 (269.8)	22 (99.3)	29 (170.4)	11 (300.9)	22 (118.1)	4 (182.8)
1997	29 (273.5)	11 (120.9)	30 (152.6)	3 (289.1)	6 (101.1)	10 (188.0)
1998	22 (297.1)	4 (134.3)	27 (162.9)	2 (271.6)	8 (98.9)	2 (172.6)
1999	28 (265.9)	15 (111.0)	30 (154.9)	3 (267.5)	5 (87.9)	2 (179.6)
2000	21 (290.6)	9 (129.1)	26 (161.4)	9 (300.0)	9 (103.0)	13 (197.0)
2001	26 (293.4)	30 (85.7)	15 (207.7)	6 (290.8)	12 (106.4)	5 (184.4)
2002	24 (312.6)	27 (97.3)	15 (215.3)	1 (252.8)	15 (97.1)	1 (155.6)
2003	10 (340.8)	24 (103.0)	6 (237.8)	5 (279.1)	13 (109.8)	3 (169.4)
2004	22 (310.2)	29 (93.1)	14 (217.1)	5 (284.5)	19 (123.3)	1 (161.2)
2005	23 (294.8)	14 (114.1)	25 (180.6)	1 (277.8)	6 (94.7)	6 (183.1)
2006	29 (270.1)	28 (95.2)	26 (174.9)	17 (329.4)	17 (119.8)	19 (209.6)
2007	18 (326.8)	11 (117.0)	16 (209.8)	2 (278.4)	17 (107.9)	1 (170.5)
2008	14 (341.0)	15 (114.8)	11 (226.2)	9 (306.1)	19 (118.1)	4 (187.3)
2009	28 (287.5)	23 (101.7)	24 (185.8)	27 (365.6)	32 (158.2)	10 (207.4)
2010	19 (335.1)	8 (125.1)	17 (210.1)	17 (332.7)	28 (131.7)	7 (201.0)
2011	21 (319.3)	30 (91.1)	16 (228.1)	30 (394.4)	32 (156.1)	21 (238.4)
2012	9 (363.8)	15 (114.8)	10 (248.9)	29 (379.9)	1 (82.5)	32 (297.4)
2013	32 (277.0)	22 (100.8)	32 (176.3)	17 (348.0)	15 (110.1)	17 (237.9)
2014	30 (292.0)	29 (85.9)	25 (206.1)	25 (368.9)	19 (113.7)	28 (255.3)
2015	5 (375.9)	5 (135.1)	17 (255.9)	10 (340.4)	11 (100.4)	16 (258.0)
2016	18 (346.4)	24 (101.0)	16 (245.4)	23 (367.9)	22 (117.2)	22 (250.8)
2017	9 (363.5)	27 (90.6)	4 (272.9)	32 (378.1)	23 (117.5)	32 (260.6)
2018	3 (415.5)	29 (95.2)	1 (320.3)	27 (383.4)	24 (123.9)	26 (259.4)
2019	3 (397.9)	24 (95.1)	1 (302.8)	15 (343.9)	1 (73.8)	30 (270.1)

FRONT OFFICE

PLAYERS

2019 REVIEW

HISTORY

RECORDS

SIDELINES

YEAR-BY-YEAR NFL 3RD & 4TH DOWN PERCENTAGES (REGULAR SEASON)

BUCCANEERS

OPPONENTS

YEAR	THIRD DOWN			FOURTH DOWN*			THIRD DOWN			FOURTH DOWN*		
	MADE	ATT.	PCT.	MADE	ATT.	PCT.	MADE	ATT.	PCT.	MADE	ATT.	PCT.
1976	51	206	24.8	--	--	--	88	206	42.7	--	--	--
1977	56	229	24.5	--	--	--	87	232	37.5	--	--	--
1978	72	233	30.9	--	--	--	90	264	34.1	--	--	--
1979	92	264	34.8	--	--	--	79	247	32.0	--	--	--
1980	99	241	41.1	--	--	--	110	250	44.0	--	--	--
1981	63	195	32.3	--	--	--	93	238	39.1	--	--	--
1982	48	126	38.1	8	9	88.9	47	122	38.5	7	9	77.8
1983	73	225	32.4	11	20	55.0	89	229	38.9	9	14	64.3
1984	94	219	42.9	7	17	41.2	93	212	43.9	7	16	43.8
1985	76	209	36.4	11	18	61.1	88	212	41.5	4	7	57.1
1986	59	193	30.6	8	19	42.1	90	193	46.6	6	10	60.0
1987	83	215	38.6	3	6	50.0	90	200	45.0	6	9	66.7
1988	72	202	35.6	2	11	18.2	101	227	44.5	6	9	66.7
1989	95	230	41.3	7	13	53.8	87	208	41.8	10	17	58.8
1990	76	204	37.3	9	19	47.4	93	205	45.4	7	13	53.8
1991	60	190	31.6	7	14	50.0	79	209	37.8	6	13	46.2
1992	78	210	37.1	8	21	38.1	92	212	43.4	7	12	58.3
1993	74	213	34.7	3	12	25.0	85	224	37.9	5	16	31.3
1994	73	199	36.7	6	15	40.0	94	214	43.9	4	12	33.3
1995	68	195	34.9	7	13	53.8	93	211	44.1	4	7	57.1
1996	89	225	39.6	9	24	37.5	87	214	40.7	10	13	76.9
1997	79	204	38.7	5	14	35.7	75	220	34.1	11	17	64.7
1998	93	230	40.4	6	14	42.9	64	202	31.7	3	14	21.4
1999	81	230	35.2	7	15	46.7	75	232	32.3	4	13	30.8
2000	66	198	33.3	5	12	41.7	74	225	32.9	12	20	60.0
2001	80	228	35.1	11	17	64.7	78	216	36.1	4	13	30.8
2002	79	222	35.6	6	9	66.7	75	223	33.6	8	13	61.5
2003	78	220	35.5	8	15	53.3	68	214	31.8	7	18	38.9
2004	75	199	37.7	4	6	66.7	77	218	35.3	3	8	37.5
2005	87	221	39.4	4	7	57.1	75	214	35.0	7	18	38.9
2006	82	222	36.9	4	16	25.0	82	217	37.8	5	12	41.7
2007	82	213	38.5	5	13	38.5	92	224	41.1	9	16	56.3
2008	88	229	38.4	10	18	55.6	81	214	37.9	5	13	38.5
2009	71	218	32.6	9	22	40.9	86	214	40.2	9	15	60.0
2010	89	211	42.2	10	14	71.4	92	213	43.2	9	17	52.9
2011	76	206	36.9	8	21	38.1	73	185	39.5	9	13	69.2
2012	76	212	35.8	7	17	41.2	88	219	40.2	6	14	42.9
2013	69	221	31.2	8	22	36.4	80	204	39.2	8	14	57.1
2014	76	203	37.4	4	12	33.3	93	213	43.7	5	9	55.6
2015	84	202	41.6	7	13	53.8	97	211	46.0	4	6	66.7
2016	94	214	43.9	4	9	44.4	67	195	34.4	8	10	80.0
2017	85	196	43.4	4	8	50.0	104	216	48.1	2	9	22.2
2018	86	187	46.0	9	13	69.2	73	181	40.3	7	14	50.0
2019	90	217	41.5	9	17	52.9	75	218	34.4	13	27	48.2
Total	3,347	8,928	37.49	252	533	47.28	3,619	9,213	39.28	255	486	52.47

* Fourth down statistics were not compiled by the NFL until 1982 season.

YEAR-BY-YEAR SCORING (REGULAR SEASON)

BUCCANEERS									
YEAR	TD	TDR	TDP	TDRT	PAT	2-PT. *	FG	S	PTS.
1976	15	5	9	1	11-15	--	8-18	0	125
1977	11	4	3	4	10-11	--	9-17	0	103
1978	29	16	12	1	25-29	--	14-24	0	241
1979	35	13	19	3	30-35	--	11-19	0	273
1980	32	9	20	3	31-32	--	16-23	0	271
1981	38	13	20	5	36-38	--	17-28	0	315
1982	15	6	9	0	14-15	--	18-23	0	158
1983	31	9	18	4	25-31	--	10-24	0	241
1984	40	17	22	1	38-40	--	19-26	0	335
1985	33	11	22	0	30-33	--	22-32	0	294
1986	27	12	13	2	26-27	--	17-24	0	239
1987	33	7	22	4	31-33	--	19-24	0	286
1988	28	11	16	1	28-28	--	21-30	1	261
1989	36	10	23	3	34-36	--	22-28	2	320
1990	28	7	18	3	27-28	--	23-27	0	264
1991	22	9	13	0	22-22	--	15-20	0	199
1992	33	12	17	4	33-33	--	12-22	0	267
1993	27	6	19	2	27-27	--	16-22	0	237
1994	26	8	17	1	20-20	3-6	23-35	0	251
1995	26	19	5	2	25-25	0-1	19-26	0	238
1996	21	8	12	1	18-19	1-2	25-32	0	221
1997	38	15	21	2	32-35	0-3	13-17	0	299
1998	36	12	21	3	29-30	3-6	21-28	0	314
1999	27	7	18	2	25-25	0-2	27-32	1	270
2000	43	18	18	7	42-42	1-1	28-34	1	388
2001	34	17	13	4	30-30	3-4	28-35	0	324
2002	35	6	23	6	32-32	2-3	32-39	2	346
2003	36	5	27	4	33-34	1-2	16-26	1	301
2004	37	9	24	4	32-33	1-4	15-24	0	301
2005	33	13	17	3	32-32	1-1	22-27	1	300
2006	23	6	14	3	22-23	0-0	17-22	0	211
2007	36	15	18	3	34-34	0-0	28-33	0	334
2008	38	13	18	7	35-36	1-2	32-38	0	361
2009	28	5	18	5	24-24	2-4	16-26	0	244
2010	39	9	26	4	36-36	1-3	23-28	0	341
2011	30	9	17	4	23-23	2-7	26-28	1	287
2012	44	13	27	4	37-37	1-4	28-33	0	389
2013	31	6	22	3	31-31	0-0	23-29	1	288
2014	31	7	21	3	31-31	0-0	20-24	0	277
2015	37	12	22	3	31-34	1-3	29-40	0	342
2016	41	8	29	4	32-34	4-7	22-31	1	354
2017	38	8	26	4	28-31	2-7	25-34	0	335
2018	49	11	36	2	40-44	1-5	20-27	0	396
2019	54	15	33	6	43-48	5-6	27-35	0	458
Totals	1,424	451	838	135	1,273-1,336	36-82	894-1,214	12	13,210

FRONT OFFICE

PLAYERS

2019 REVIEW

HISTORY

RECORDS

SIDELINES

YEAR-BY-YEAR SCORING (REGULAR SEASON)

YEAR	TD	TDR	OPPONENTS			2-PT. *	FG	S	PTS.
			TDP	TDRT	PAT				
1976	50	23	19	8	48-50	—	20-32	2	412
1977	26	13	10	3	23-26	—	14-25	1	223
1978	27	12	13	2	23-27	—	24-31	1	259
1979	28	13	14	1	25-28	—	14-24	1	237
1980	40	20	17	3	39-40	—	20-33	1	341
1981	27	16	10	1	27-27	—	25-33	2	268
1982	21	9	10	2	16-21	—	12-17	0	178
1983	42	19	15	8	40-42	—	28-34	2	380
1984	47	27	20	0	44-46	—	18-27	0	380
1985	50	28	18	4	50-50	—	32-42	1	448
1986	59	31	23	5	56-58	—	21-30	0	473
1987	44	18	23	3	42-44	—	18-30	0	360
1988	42	21	19	2	42-42	—	18-30	1	350
1989	51	18	29	4	51-51	—	20-24	1	419
1990	45	20	22	3	43-45	—	18-27	0	367
1991	41	21	15	5	40-41	—	25-35	2	365
1992	43	15	25	3	43-43	—	20-30	2	365
1993	40	15	22	3	38-40	—	32-35	1	376
1994	40	13	25	2	38-38	2-2	23-26	0	351
1995	35	14	19	2	30-31	1-4	31-40	0	335
1996	34	13	17	4	32-32	0-2	19-27	0	293
1997	29	10	13	6	25-25	4-4	18-29	1	263
1998	31	12	15	4	29-29	0-2	26-30	1	295
1999	23	8	11	4	23-23	0-0	24-31	1	235
2000	29	12	15	2	25-25	2-4	22-32	0	269
2001	29	8	20	1	25-25	3-4	25-29	0	280
2002	21	8	10	3	19-19	0-1	17-23	0	196
2003	27	6	16	5	27-27	0-0	25-34	0	264
2004	35	8	21	6	34-35	0-0	20-31	0	304
2005	28	10	15	3	26-27	1-1	26-33	0	274
2006	41	11	26	4	41-41	0-0	22-30	0	353
2007	32	11	18	3	31-32	0-0	15-18	1	270
2008	34	8	23	3	33-33	1-1	28-30	0	323
2009	46	16	28	2	44-46	0-0	26-32	1	400
2010	38	12	23	3	35-35	2-3	17-21	0	318
2011	61	26	30	5	59-60	0-1	23-29	0	494
2012	48	13	30	5	45-45	2-3	19-28	1	394
2013	42	10	30	2	40-40	1-2	31-32	1	389
2014	46	15	28	3	41-41	1-3	29-39	2	410
2015	47	12	31	4	42-45	0-2	31-34	0	417
2016	41	15	24	4	34-35	2-5	27-36	2	369
2017	44	17	22	5	40-42	0-1	26-30	0	382
2018	57	19	34	4	51-54	3-3	21-23	1	464
2019	48	11	30	7	38-39	5-7	37-43	1	449
Totals	1,709	657	902	156	1,597-1,658	30-55	1,007-1,329	3114,992	

* Two-point conversion introduced in 1994.

YEAR-BY-YEAR TURNOVER DIFFERENTIAL (REGULAR SEASON)

YEAR	TAKEAWAYS				GIVEAWAYS				
	INT	FUM	FUM LOST	TOTAL TO	INT	FUM	FUM LOST	TOTAL TO	TO DIFF
1976	9	33	19	28	20	30	17	37	-9
1977	23	34	18	41	30	30	16	46	-5
1978	29	32	14	43	18	35	20	38	+5
1979	14	45	24	38	26	25	15	41	-3
1980	15	32	13	28	17	28	21	38	-10
1981	32	32	14	46	14	27	14	28	+18
1982	11	15	10	21	11	28	12	23	-2
1983	23	43	18	41	24	39	13	37	+4
1984	18	27	14	32	23	36	20	43	-11
1985	18	37	22	40	26	37	22	48	-8
1986	13	39	19	32	25	36	17	42	-10
1987	16	42	20	36	17	35	14	31	+5
1988	21	29	12	33	36	27	16	52	-19
1989	21	30	18	39	28	21	9	37	+2
1990	25	33	17	42	24	38	19	43	-1
1991	11	27	16	27	29	30	18	47	-20
1992	20	19	12	32	20	19	9	29	+3
1993	9	27	13	22	25	28	11	36	-14
1994	9	21	12	21	16	18	7	23	-2
1995	14	26	16	30	20	25	14	34	-4
1996	17	31	12	29	20	28	14	34	-5
1997	13	21	12	25	12	31	11	23	+2
1998	12	28	14	26	18	23	13	31	-5
1999	21	23	10	31	16	25	19	35	-4
2000	25	26	16	41	13	16	11	24	+17
2001	28	22	11	39	12	20	10	22	+17
2002	31	21	7	38	10	24	11	21	+17
2003	20	29	13	33	22	23	9	31	+2
2004	16	21	11	27	18	32	18	36	-9
2005	17	25	13	30	14	16	9	23	+7
2006	11	25	9	20	18	27	14	32	-12
2007	16	31	19	35	8	18	12	20	+15
2008	22	16	8	30	13	21	13	26	+4
2009	19	18	10	29	29	25	5	34	-5
2010	19	17	9	28	6	24	13	19	+9
2011	14	21	10	24	24	30	16	40	-16
2012	18	16	8	26	17	16	6	23	+3
2013	21	18	10	31	12	18	9	21	+10
2014	14	25	11	25	20	29	13	33	-8
2015	11	24	12	23	15	26	13	28	-5
2016	17	21	12	29	18	19	9	27	+2
2017	13	26	13	26	14	27	13	27	-1
2018	26	23	9	35	9	18	8	17	-18
2019	12	27	16	28	30	23	11	41	-13
Totals	759	1,125	573	1,332	802	1,061	558	1,360	-64

FRONT OFFICE

PLAYERS

2019 REVIEW

HISTORY

RECORDS

SIDELINES

FRANCHISE MILESTONES

TEAM

First Game	July 31, 1976	L.A. RAMS 26, Tampa Bay 3
First Regular Season Game	September 12, 1976	HOUSTON 20, Tampa Bay 0
First Victory	August 14, 1976	Tampa Bay 17, Atlanta 3 (at Jacksonville)
First Regular Season Victory	December 11, 1977	Tampa Bay 33, NEW ORLEANS 14
First Regular Season Home Victory	December 18, 1977	TAMPA BAY 17, St. Louis 7
50th Regular Season Game	October 7, 1979	N.Y. GIANTS 17, Tampa Bay 14
50th Regular Season Victory	October 4, 1987	TAMPA BAY 31, Detroit 27
100th Regular Season Game	December 26, 1982	TAMPA BAY 23, Detroit 21
100th Regular Season Victory	December 22, 1986	TAMPA BAY 34, Chicago 19
150th Regular Season Game	September 7, 1986	San Francisco 31, TAMPA BAY 7
150th Regular Season Victory	September 23, 2002	TAMPA BAY 35, St. Louis 7
200th Regular Season Game	October 1, 1989	MINNESOTA 17, Tampa Bay 3
200th Regular Season Victory	October 12, 2008	TAMPA BAY 27, Carolina 3
250th Regular Season Game	October 18, 1992	CHICAGO 31, Tampa Bay 14
300th Regular Season Game	October 22, 1995	Atlanta 24, TAMPA BAY 21
350th Regular Season Game	November 15, 1998	JACKSONVILLE 29, Tampa Bay 24
400th Regular Season Game	December 9, 2001	TAMPA BAY 15, Detroit 12
450th Regular Season Game	December 19, 2004	New Orleans 21, TAMPA BAY 17
500th Regular Season Game	December 30, 2007	Carolina 31, TAMPA BAY 23
550th Regular Season Game	September 18, 2011	Tampa Bay 24, MINNESOTA 20
600th Regular Season Game	September 28, 2014	Tampa Bay 27, PITTSBURGH 24
650th Regular Season Game	October 15, 2017	ARIZONA 38, Tampa Bay 33

INDIVIDUAL

First Points	July 31, 1976	Pete Rajecki, 51-yard FG at L.A. Rams
First Regular Season Points	September 26, 1976	Dave Green, 39-yard FG vs. Buffalo
First Touchdown	August 7, 1976	Vince Kendrick 1-yard run at Green Bay
First Regular Season Touchdown	October 3, 1976	Danny Reece 44-yard fumble return at Baltimore
First Regular Season Offensive TD	October 3, 1976	Charlie Davis 1-yard run at Baltimore
First Regular Season Punt Return TD	October 2, 1994	Vernon Turner 80-yard punt return vs. Detroit
First Regular Season Kickoff Return TD	December 16, 2007	Michael Spurlock 90-yard kickoff return vs. Atlanta
100th Regular Season Touchdown	October 12, 1980	Doug Williams 5-yard run vs. Green Bay
200th Regular Season Touchdown	December 4, 1983	Theo Bell 9-yard reception at San Francisco
300th Regular Season Touchdown	November 23, 1986	Pat Franklin 2-yard reception vs. Detroit
400th Regular Season Touchdown	December 10, 1989	Ron Hall 24-yard pass at Houston
500th Regular Season Touchdown	November 14, 1993	Vince Workman 18-yard reception vs. San Francisco
600th Regular Season Touchdown	September 28, 1997	Reidel Anthony 8-yard reception vs. Arizona
700th Regular Season Touchdown	September 24, 2000	Dave Moore 3-yard reception vs. N.Y. Jets
800th Regular Season Touchdown	September 8, 2003	Joe Jurevicius 13-yard reception at Philadelphia
900th Regular Season Touchdown	December 24, 2005	Jameel Cook 9-yard reception vs. Atlanta
1,000th Regular Season Touchdown	December 28, 2008	Carnell Williams 9-yard run vs. Oakland
1,100th Regular Season Touchdown	September 16, 2012	Doug Martin 8-yard run at N.Y. Giants
1,200th Regular Season Touchdown	December 28, 2014	Mike Evans 6-yard reception vs. New Orleans
1,300th Regular Season Touchdown	October 27, 2017	O.J. Howard 33-yard reception at Buffalo
1,400th Regular Season Touchdown	November 17, 2019	Peyton Barber 6-yard reception vs. New Orleans

DATE	W/L	SCORE	OPPONENT	ATT.
9/12	L	0-20	at Houston	42,228
9/19	L	0-23	SAN DIEGO	39,558
9/26	L	9-14	BUFFALO	44,505
10/3	L	17-42	at Baltimore	40,053
10/10	L	0-21	at Cincinnati	40,700
10/17	L	10-13	SEATTLE	43,458
10/24	L	20-23	MIAMI	61,437
10/31	L	19-28	KANSAS CITY	41,779
11/7	L	13-48	at Denver	61,703
11/14	L	0-34	at N.Y. Jets	46,427
11/21	L	7-24	CLEVELAND	36,930
11/28	L	16-49	at Oakland	49,590
12/5	L	0-42	at Pittsburgh	43,385
12/12	L	14-31	NEW ENGLAND	41,517

	BUCS	OPP
TOTAL FIRST DOWNS	191	283
Rushing	71	136
Passing	93	124
Penalty	27	23
3rd Down: Made/Att.	51/206	88/206
TOTAL NET YARDS	3,006	4,801
Avg. Per Game	214.7	342.9
Total Plays	859	933
Avg. Per Play	3.5	5.1
NET YARDS RUSHING	1,503	2,560
Avg. Per Game	107.4	182.9
Total Rushes	433	588
NET YARDS PASSING	1,503	2,241
Avg. Per Game	107.4	160.1
Sacked /Yards Lost	50/423	24/171
Gross Yards	1,926	2,412
Att./Completions	376/181	321/180
Completion Pct.	48.1	56.1
Had Intercepted	20	9
PUNTS/AVERAGE	92/39.3	65/39.3
NET PUNTING AVG.	28.4	30.8
PENALTIES / YARDS	109/875	109/935
FUMBLES / FUMBLES LOST	30/17	33/19
TOUCHDOWNS	15	50
Rushing	5	23
Passing	9	19
Returns	1	8

BY QUARTERS	1	2	3	4	OT	TOT
BUCCANEERS	23	37	16	49	0	125
OPPONENTS	61	130	106	115	0	412

SCORING	TD	R	P	RT	PAT	FG	S	PTS
Owens	6	0	6	0	0/0	0/0	0	36
Green	0	0	0	0	11/15	8/15	0	35
Johnson	2	1	1	0	0/0	0/0	0	12
Williams	2	2	0	0	0/0	0/0	0	12
C. Davis	1	1	0	0	0/0	0/0	0	6
BUCCANEERS	15	5	9	1	11/15	8/15	0	125
OPPONENTS	50	23	19	8	48/50	20/32	2	412

FIELD GOALS	1/19	20/29	30/39	40/49	50+ LONG
Green	1/1	2/3	3/6	2/5	0/0
Roder	0/0	0/0	0/2	0/1	0/0
BUCCANEERS	1/1	2/3	3/8	2/6	0/0
OPPONENTS	3/3	4/12	8/8	4/8	0/1

RUSHING	NO.	YDS.	AVG.	LONG	TD
Carter	171	521	3.0	26	1
Williams	87	324	3.7	17	2
Johnson	47	166	3.5	27	1
McNeill	27	135	5.0	17	0
C. Davis	41	107	2.6	13	1
BUCCANEERS	433	1,503	3.5	46	5
OPPONENTS	588	2,560	4.4	69	23

PASSING	ATT.	CMP.	YDS.	CMP%	YDS/ATT	TD	TD%	INT	INT%	LONG	SK/LOST	RTG
Spurrier	311	156	1,628	50.2	5.23	7	2.3	12	3.9	38	32/267	57.1
Dickinson	39	15	210	38.5	5.34	1	2.6	5	12.8	49	14/124	25.5
BUCCANEERS	376	181	1,926	48.1	5.12	9	2.4	20	5.3	49	50/423	49.4
OPPONENTS	321	180	2,412	56.1	7.51	19	5.9	9	2.8	71	24/171	87.6

RECEIVING	NO.	YDS.	AVG.	LONG	TD
Owens	30	390	13.0	27	6
B. Moore	26	310	11.9	31	0
E. Johnson	25	201	8.0	38	1
Williams	23	166	7.2	18	0
McKay	20	302	15.1	49	1
Carter	20	135	6.8	19	0
BUCCANEERS	181	1,926	10.6	49	9
OPPONENTS	180	2,412	13.4	71	19

INTERCEPTIONS	NO.	YDS.	AVG.	LONG	TD
Cotney	3	25	8.3	25	0
Stone	2	47	23.5	26	0
Jordan	2	10	5.0	10	0
C. Peterson	1	15	15.0	15	0
Ball	1	2	2.0	2	0
BUCCANEERS	9	99	11.0	26	0
OPPONENTS	20	490	24.5	68	4

TACKLES	SOLO	ASST.	TOTAL
Wood	75	21	96
Pear	73	18	91
Stone	53	19	72

SACKS	SPECIAL TEAM TACKLES
Rudolph	5.0
L.R. Selmon	5.0
Pear	3.0
Toomay	3.0
D. Selmon	2.0
BUCCANEERS	22.0
OPPONENTS	50.0

PUNTING	NO.	YDS.	AVG.	NET	TB	IN20	LG	BK
Green	92	3,619	39.3	30.3	3	12	56	0
BUCCANEERS	92	3,619	39.3	30.3	3	12	56	0
OPPONENTS	65	2,556	39.3	31.9	6	15	57	0

PUNT RETURNS	RET.	FC	YDS.	AVG.	LONG	TD
Reece	20	0	143	7.2	30	0
M. Moore	14	0	106	7.6	21	0
Douglas	4	0	78	19.5	32	0
Cotney	3	0	26	8.7	9	0
Stone	1	0	11	11.0	11	0

BUCCANEERS	43	0	366	8.5	32	1
OPPONENTS	71	4	774	10.9	60	1

KICKOFF RETURNS	NO.	YDS.	AVG.	LONG	TD
Douglas	7	167	23.9	29	0
McNeill	17	384	22.6	43	0
Johnson	13	287	22.1	32	0
Carter	15	300	20.0	27	0
M. Moore	7	134	19.1	27	0

BUCCANEERS	70	1,488	21.3	43	0
OPPONENTS	35	717	20.5	43	0

USUAL STARTING LINEUP		OFFENSE:		DEFENSE:	
WR	89	John McKay	LE	78	Council Rudolph
LT	71	Steve Young	LT	76	Dave Pear
LG	72	Howard Fest	RT	63	Lee Roy Selmon
C	51	Dan Ryczek	RE	66	Pat Toomay
RG	67	Tom Alward	LLB	30	Jimmy Gunn
RT	74	Mike Current	MLB	52	Steve Reese
TE	86	Bob Moore	RLB	54	Richard Wood
WR	85	Morris Owens	LCB	25	Curtis Jordan
QB	11	Steve Spurrier	RCB	46	Danny Reece
FB	43	Ed Williams	SS	33	Mark Cotney
RB	32	Louis Carter	FS	28	Ken Stone

1977

RECORD: 2-12 HEAD COACH: JOHN MCKAY

DATE	W/L	SCORE	OPPONENT	ATT.
9/18	L	3-13	at Philadelphia	61,549
9/24	L	3-9	MINNESOTA	66,272
10/2	L	7-23	at Dallas	55,316
10/9	L	0-10	WASHINGTON	58,571
10/16	L	23-30	at Seattle	54,783
10/23	L	0-13	GREEN BAY	47,635
10/30	L	10-20	at San Francisco	34,750
11/6	L	0-31	at L.A. Rams	45,493
11/13	L	0-10	N.Y. GIANTS	46,518
11/20	L	7-16	at Detroit	49,751
11/27	L	0-17	ATLANTA	43,592
12/4	L	0-10	CHICAGO	48,945
12/11	W	33-14	at New Orleans	40,124
12/18	W	17-7	ST. LOUIS	56,922

	BUCS	OPP
TOTAL FIRST DOWNS	168	241
Rushing	84	124
Passing	69	106
Penalty	15	11
3rd Down: Made/Att.	56/229	87/232
TOTAL NET YARDS	2,693	3,926
Avg. Per Game	192.4	280.4
Total Plays	834	948
Avg. Per Play	3.23	4.14
NET YARDS RUSHING	1,424	2,031
Avg. Per Game	101.7	145.1
Total Rushes	465	581
NET YARDS PASSING	1,269	1,895
Avg. Per Game	90.6	135.3
Sacked /Yards Lost	48/445	30/246
Gross Yards	1,714	2,141
Att./Completions	321/131	337/190
Completion Pct.	40.8	56.4
Had Intercepted	30	23
PUNTS/AVERAGE	99/39.9	89/37.6
NET PUNTING AVG.	35.1	33.6
PENALTIES / YARDS	88/717	97/716
FUMBLES / FUMBLES LOST	30/16	34/18
TOUCHDOWNS	11	26
Rushing	4	13
Passing	3	10
Returns	4	3

BY QUARTERS	1	2	3	4	OT	TOT
BUCCANEERS	16	41	19	27	0	103
OPPONENTS	61	59	46	57	0	223

SCORING	TD	R	P	RT	PAT	FG	S	PTS
Leavitt	0	0	0	0	5/5	5/10	0	20
Owens	3	0	3	0	0/0	0/0	0	18
Green	0	0	0	0	5/6	4/7	0	17
L. Carter	2	2	0	0	0/0	0/0	0	12
Wood	2	0	0	2	0/0	0/0	0	12
BUCCANEERS	11	4	3	4	10/11	9/17	0	103
OPPONENTS	26	13	10	3	23/26	14/25	1	223

FIELD GOALS	1/19	20/29	30/39	40/49	50+ LONG
Green	0/0	3/3	0/2	1/2	0/0
Leavitt	1/1	2/3	1/2	1/3	0/1
BUCCANEERS	1/1	5/6	1/4	2/5	0/1
OPPONENTS	1/1	2/4	4/7	7/10	0/3

RUSHING	NO.	YDS.	AVG.	LONG	TD
Bell	148	436	2.9	20	1
Davis	95	297	3.1	35	1
DuBose	71	284	4.0	13	0
Williams	63	198	3.1	14	0
L. Carter	59	117	2.0	20	2
BUCCANEERS	465	1,424	3.06	35	4
OPPONENTS	581	2,031	3.50	35	13

PASSING	ATT.	CMP.	YDS.	CMP%	YDS/ATT	TD	TD%	INT	INT%	LONG	SK/LOST	RTG
Huff	138	67	889	48.6	6.44	3	2.17	13	9.42	67	15/150	37.0
Hedberg	90	25	244	18.9	1.84	0	0.00	10	7.58	19	15/131	8.0
Blount	89	37	522	41.6	5.87	0	0.00	7	7.87	56	18/164	28.3
BUCCANEERS	321	131	1,714	40.8	5.34	3	0.93	30	9.34	67	48/445	22.6
OPPONENTS	337	190	2,141	56.4	6.35	10	2.96	23	6.82	51	30/246	57.2

RECEIVING	NO.	YDS.	AVG.	LONG	TD
Owens	34	655	19.3	67	3
Hagins	15	196	13.1	56	0
McKay	12	164	13.7	26	0
DuBose	11	89	8.1	17	0
Bell	11	88	8.0	23	0
BUCCANEERS	131	1,714	13.1	67	3
OPPONENTS	190	2,141	11.3	51	10

INTERCEPTIONS	NO.	YDS.	AVG.	LONG	TD
Washington	5	71	14.2	45	1
Wood	4	86	21.5	30	1
White	4	61	15.3	32	0
Brown	2	66	32.5	27	0
Lewis	2	55	27.5	42	0
BUCCANEERS	23	368	16.0	45	3
OPPONENTS	30	429	14.3	79	3

TACKLES	SOLO	ASST.	TOTAL
D. Selmon	N/A	N/A	167
Wood	N/A	N/A	141
Brown	N/A	N/A	116

SACKS	SPECIAL TEAM TACKLES
L.R. Selmon	13.0
Rudolph	6.5
Johnson	3.0
Pear	2.5
Lewis	2.0
BUCCANEERS	30.0
OPPONENTS	48.0

PUNTING	NO.	YDS.	AVG.	NET	TB	IN20	LG	BK
Green	98	3,948	40.3	34.3	6	16	70	1
BUCCANEERS	99	3,948	39.9	33.9	6	16	70	1
OPPONENTS	89	3,351	37.6	32.0	7	19	54	0

PUNT RETURNS	RET.	FC	YDS.	AVG.	LONG	TD
Reece	31	2	276	8.9	36	0
Hagins	17	1	85	5.0	29	0
BUCCANEERS	48	3	361	7.5	36	0
OPPONENTS	71	6	469	6.6	38	0

KICKOFF RETURNS	NO.	YDS.	AVG.	LONG	TD
Reece	3	72	24.0	34	0
Hagins	21	493	23.5	41	0
Ragsdale	3	68	22.7	21	0
Davis	15	277	18.5	28	0
Nafziger	1	4	4.0	4	0
BUCCANEERS	43	914	21.2	41	0
OPPONENTS	33	699	21.2	35	0

USUAL STARTING LINEUP	OFFENSE:	DEFENSE:	
WR	89 John McKay	LE	78 Council Rudolph
LT	75 Dave Reavay	DT	76 Dave Pear
LG	62 Jeff Winans	RE	63 Lee Roy Selmon
C	51 Dan Ryczek	OLB	57 David Lewis
RG	68 Dan Medlin	ILB	61 Dewey Selmon
RT	70 Darryl Carlton	ILB	54 Richard Wood
TE	83 Dana Nafziger	OLB	56 Cecil Johnson
WR	85 Morris Owens	RCB	45 Jeris White
QB	19 Gary Huff	LCB	40 Mike Washington
FB	35 Jimmy DuBose	SS	33 Mark Cotney
RB	42 Ricky Bell	FS	34 Cedric Brown

DATE	W/L	SCORE	OPPONENT	ATT.
9/2	L	13-19	N.Y. GIANTS	67,456
9/9	L	7-15	DETROIT	64,445
9/17	W	16-10	at Minnesota	46,152
9/24	W	14-9	ATLANTA	58,073
10/1	L	7-24	MINNESOTA	65,972
10/8	W	30-13	at Kansas City	38,201
10/15	L	14-17	at N.Y. Giants	68,025
10/22	W	33-19	CHICAGO	68,146
10/29	L	7-9	at Green Bay	55,108
11/5	L	23-26	at L.A. Rams	55,182
11/12	L	23-34	at Detroit	60,320
11/19	W	31-10	BUFFALO	61,383
11/26	L	3-14	at Chicago	42,373
12/3	L	7-17	GREEN BAY	67,754
12/10	L	3-6	at San Francisco	30,931
12/17	L	10-17	NEW ORLEANS	51,207

	BUCS	OPP
TOTAL FIRST DOWNS	238	256
Rushing	111	109
Passing	101	131
Penalty	26	16
3rd Down: Made/Att.	72/233	90/264
TOTAL NET YARDS	3,800	4,328
Avg. Per Game	237.5	270.5
Total Plays	962	1047
Avg. Per Play	4.0	4.1
NET YARDS RUSHING	2,098	2,049
Avg. Per Game	131.1	128.1
Total Rushes	549	595
NET YARDS PASSING	1,703	2,279
Avg. Per Game	106.4	142.4
Sacked /Yards Lost	52/468	33/256
Gross Yards	2,171	2,535
Att./Completions	361/151	419/241
Completion Pct.	41.8	57.5
Had Intercepted	18	29
PUNTS/AVERAGE	102/40.1	97/40.4
NET PUNTING YARDS	33.0	32.2
PENALTIES / YARDS	100/860	101/963
FUMBLES / FUMBLES LOST	35/20	32/14
TOUCHDOWNS	29	27
Rushing	16	12
Passing	12	13
Returns	1	2

BY QUARTERS	1	2	3	4	OT	TOT
BUCCANEERS	40	82	30	89	0	241
OPPONENTS	67	64	46	82	0	259

SCORING	TD	R	P	RT	PAT	FG	S	PTS
O'Donoghue	0	0	0	0	25/29	13/23	0	64
Bell	6	6	0	0	0/0	0/0	0	36
Owens	5	0	5	0	0/0	0/0	0	30
DuBose	4	4	0	0	0/0	0/0	0	24
Obradovich	3	0	3	0	0/0	0/0	0	18
BUCCANEERS	29	16	12	1	25/29	14/24	0	241
OPPONENTS	27	12	13	2	23/27	24/31	1	259

FIELD GOALS	1/19	20/29	30/39	40/49	50+ LONG	
O'Donoghue	0/0	6/6	2/6	5/10	0/1	49
Green	0/0	0/0	1/1	0/0	0/0	35
BUCCANEERS	0/0	6/6	3/7	5/10	0/1	49
OPPONENTS	0/0	12/12	7/10	5/7	0/2	48

RUSHING	NO.	YDS.	AVG.	LONG	TD
Bell	185	679	3.7	56	6
Davis	97	370	3.8	18	3
DuBose	93	358	3.8	12	4
Carter	81	275	3.4	17	1
Rae	20	186	9.3	42	0
BUCCANEERS	549	2,098	3.8	56	16
OPPONENTS	595	2,049	3.4	75t	12

PASSING	ATT.	CMP.	YDS.	CMP%	YDS/ATT	TD	TD%	INT	INT%	LONG	SK/LOST	RTG
Williams	194	73	1,170	37.6	6.03	7	3.6	8	4.1	56t	6/69	53.5
Rae	118	57	705	48.3	5.97	4	3.4	7	5.9	33t	37/288	54.0
Huff	36	15	169	41.7	4.69	1	2.8	3	8.3	31t	5/54	34.1
BUCCANEERS	361	151	2,171	41.8	6.01	12	3.3	18	5.0	66	52/468	52.1
OPPONENTS	419	241	2,535	57.5	6.05	13	3.1	29	6.9	68t	33/256	56.8

RECEIVING	NO.	YDS.	AVG.	LONG	TD
Owens	32	640	20.0	66	5
Giles	23	324	14.1	38	2
Carter	19	139	7.3	17	0
Bell	15	122	8.1	22	0
Obradovich	14	219	15.6	28t	3
BUCCANEERS	151	2,171	14.4	66	12
OPPONENTS	241	2,535	10.5	68t	13

INTERCEPTIONS	NO.	YDS.	AVG.	LONG	TD
C. Brown	6	110	18.3	29	0
J. White	5	56	11.2	31	0
Washington	5	43	8.6	24	0
Lewis	3	24	8.0	13	0
Jordan	3	23	7.7	22	0
BUCCANEERS	29	312	10.8	31	0
OPPONENTS	18	235	13.1	32t	1

TACKLES	SOLO	ASST.	TOTAL
Wood	N/A	N/A	168
D. Selmon	N/A	N/A	158
Pear	N/A	N/A	127
Lewis	N/A	N/A	118
J. White	N/A	N/A	103

SACKS		SPECIAL TEAM TACKLES	
L.R. Selmon	11.0	Kollar	18
Pear	9.0	Nafziger	15
Hannah	4.5	Bonness	14
Chambers	3.0	Mucker	13
Lewis	1.5	Obradovich	11

BUCCANEERS	33.0
OPPONENTS	52.0

PUNTING	NO.	YDS.	AVG.	NET	TB	IN20	LG	BK
Green	100	4,092	40.9	33.7	14	20	61	2
BUCCANEERS	102	4,092	40.1	33.0	14	20	61	2
OPPONENTS	97	3,919	40.4	32.2	14	14	60	0

PUNT RETURNS	RET.	FC	YDS.	AVG.	LONG	TD
Reece	44	3	393	8.9	50	0
Mucker	7	1	49	7.0	14	0
Cotney	5	1	38	7.6	10	0
Hagins	4	1	23	5.8	11	0
C. Brown	2	1	9	4.5	9	0
BUCCANEERS	62	7	512	8.3	50	0
OPPONENTS	62	4	447	7.2	31	0

KICKOFF RETURNS	NO.	YDS.	AVG.	LONG	TD
Ragsdale	24	555	23.1	46	0
Reece	11	240	21.8	32	0
Carter	6	97	16.2	21	0
Hagins	4	69	17.3	20	0
Giles	5	60	12.0	17	0
BUCCANEERS	57	1,095	19.2	46	0
OPPONENTS	49	1,146	23.4	66	0

USUAL STARTING LINEUP	OFFENSE:	DEFENSE:	
WR	89 John McKay	LE	73 Charley Hannah
LT	75 Dave Reavis	DT	76 Dave Pear
LG	64 Greg Horton	RE	63 Lee Roy Selmon
C	79 Steve Wilson	OLB	57 David Lewis
RG	72 Garry Puetz	ILB	61 Dewey Selmon
RT	70 Darryl Carlton	ILB	54 Richard Wood
TE	88 Jimmie Giles	OLB	56 Cecil Johnson
WR	85 Morris Owens	LCB	45 Jeris White
QB	12 Doug Williams	RCB	40 Mike Washington
FB	38 Johnny Davis	SS	33 Mark Cotney
RB	42 Ricky Bell	FS	34 Cedric Brown

1979

RECORD: 10-6 HEAD COACH: JOHN MCKAY

DATE	W/L	SCORE	OPPONENT	ATT.
9/1	W	31-16	DETROIT	68,225
9/9	W	29-26 (ot)	at Baltimore	36,374
9/16	W	21-10	at Green Bay	55,498
9/23	W	21-6	L.A. RAMS	69,497
9/30	W	17-13	at Chicago	55,258
10/7	L	14-17	at N.Y. Giants	72,841
10/14	L	14-42	NEW ORLEANS	67,640
10/21	W	21-3	GREEN BAY	67,186
10/28	W	12-10	at Minnesota	46,906
11/4	L	14-17	at Atlanta	55,150
11/11	W	16-14	at Detroit	70,461
11/18	W	31-3	N.Y. GIANTS	70,261
11/25	L	22-23	MINNESOTA	70,039
12/2	L	0-14	CHICAGO	69,508
12/9	L	7-23	at San Francisco	44,506
12/16	W	3-0	KANSAS CITY	63,624

PLAYOFFS

12/29	W	24-17	PHILADELPHIA	71,402
1/6	L	0-9	L.A. RAMS	72,033

BUCS OPP

TOTAL FIRST DOWNS	267	247
Rushing	107	116
Passing	137	111
Penalty	23	20
3rd Down: Made/Att.	92/264	79/247
TOTAL NET YARDS	5,049	3,949
Avg. Per Game	315.6	246.8
Total Plays	1,055	1,015
Avg. Per Play	4.79	3.89
NET YARDS RUSHING	2,437	1,873
Avg. Per Game	152.3	117.1
Total Rushes	609	539
NET YARDS PASSING	2,612	2,076
Avg. Per Game	163.3	129.8
Sacked/Yards Lost	12/88	40/329
Gross Yards	2,700	2,405
Att./Completions	434/183	436/250
Completion Pct.	42.2	57.3
Had Intercepted	26	14
PUNTS/AVERAGE	95/38.7	104/41.1
NET PUNTING AVG.	30.6	35.4
PENALTIES / YARDS	102/905	100/870
FUMBLES / FUMBLES LOST	25/15	45/24
TOUCHDOWNS	35	28
Rushing	13	13
Passing	19	14
Returns	3	1

BY QUARTERS	1	2	3	4	OT	TOT
BUCCANEERS	33	106	44	87	3	273
OPPONENTS	50	61	46	80	0	237

SCORING	TD	R	P	RT	PAT	FG	S	PTS
O'Donoghue	0	0	0	0	30/35	11/19	0	63
Bell	9	7	2	0	0/0	0/0	0	54
Giles	7	0	7	0	0/0	0/0	0	42
Mucker	5	0	5	0	0/0	0/0	0	30
Hagins	3	0	3	0	0/0	0/0	0	18
BUCCANEERS	35	13	19	3	30/35	11/19	0	273
OPPONENTS	28	13	14	1	25/28	14/24	1	237

FIELD GOALS	1/19	20/29	30/39	40/49	50+	LONG
O'Donoghue	1/1	3/4	5/9	2/5	0/0	44
BUCCANEERS	1/1	3/4	5/9	2/5	0/0	44
OPPONENTS	0/0	4/4	5/9	5/11	0/0	47

RUSHING	NO.	YDS.	AVG.	LONG	TD
Bell	283	1,263	4.5	49	7
Eckwood	194	690	3.6	61t	2
J. Davis	59	221	3.7	18	2
Williams	35	119	3.4	16	2
Berns	23	102	4.4	16	0
BUCCANEERS	609	2,437	4.0	61t	13
OPPONENTS	539	1,873	3.5	60t	13

PASSING	ATT.	CMP.	YDS.	CMP%	YDS/ATT	TD	TD%	INT	INT%	LONG	SK/LOST	RTG
Williams	397	166	2,448	41.8	6.17	18	4.5	24	6.0	66t	7/57	52.6
Rae	36	17	252	47.2	7.00	1	2.8	2	5.6	29	5/31	56.7
BUCCANEERS	434	183	2,700	42.2	6.22	19	4.4	26	6.0	66t	12/88	52.8
OPPONENTS	436	250	2,405	57.3	5.52	14	3.2	14	3.2	67t	40/329	70.2

RECEIVING	NO.	YDS.	AVG.	LONG	TD
Giles	40	579	14.5	66t	7
Hagins	39	692	17.7	57	3
Bell	25	248	9.9	26	2
Eckwood	22	268	12.2	31	0
Owens	20	377	18.9	64	0
BUCCANEERS	183	2,700	14.8	66t	19
OPPONENTS	250	2,405	9.6	67t	14

INTERCEPTIONS	NO.	YDS.	AVG.	LONG	TD
C. Brown	3	79	26.3	72	0
Washington	3	64	21.3	49t	1
White	3	39	13.0	39	0
Wood	2	37	18.5	24	0
D. Lewis	2	19	9.5	11	0
BUCCANEERS	14	238	17.0	72	1
OPPONENTS	26	324	12.5	40	1

TACKLES	SOLO	ASST.	TOTAL
Wood	N/A	N/A	158
D. Selmon	N/A	N/A	125
L.R. Selmon	N/A	N/A	117
D. Lewis	N/A	N/A	111
C. Brown	N/A	N/A	90

SACKS	SPECIAL TEAM TACKLES		
L.R. Selmon	11.0	Cesare	18
Chambers	5.5	Reece	18
D. Lewis	5.5	Nafziger	17
Crowder	4.5	Obradovich	16
Three tied with	2.0	Bonness	14

BUCCANEERS	40.0
OPPONENTS	12.0

PUNTING	NO.	YDS.	AVG.	NET	TB IN20	LG	BK	
Blanchard	93	3,679	39.6	30.6	25	14	58	2
BUCCANEERS	95	3,679	38.7	30.6	25	14	58	2
OPPONENTS	104	4,275	41.1	35.4	8	19	65	0

PUNT RETURNS	RET.	FC	YDS.	AVG.	LONG	TD
Reece	70	1	431	6.2	17	0
T. Davis	1	1	7	7.0	6	0
BUCCANEERS	71	2	438	6.2	17	0
OPPONENTS	47	8	270	5.7	26	0

KICKOFF RETURNS	NO.	YDS.	AVG.	LONG	TD
Ragsdale	34	675	19.9	30	0
Hagins	9	196	21.8	31	0
Nafziger	2	36	18.0	19	0
T. Davis	4	33	8.3	16	0
Reece	1	13	13.0	13	0
BUCCANEERS	51	959	18.8	31	0
OPPONENTS	55	1,254	22.8	83	0

USUAL STARTING LINEUP	DEFENSE:
WR 81 Isaac Hagins	LE 60 Wally Chambers
LT 75 Dave Reavis	DT 71 Randy Crowder
LG 64 Greg Horton	RE 63 Lee Roy Selmon
C 50 Steve Wilson	OLB 57 David Lewis
RC 61 Greg Roberts	ILB 58 Dewey Selmon
RT 73 Charley Hannah	ILB 54 Richard Wood
TE 88 Jimmie Giles	OLB 56 Cecil Johnson
WR 85 Morris Owens	LCB 45 Jeris White
QB 12 Doug Williams	RCB 40 Mike Washington
RB 43 Jerry Eckwood	SS 33 Mark Cotney
RB 42 Ricky Bell	FS 34 Cedric Brown

DATE	W/L	SCORE	OPPONENT	ATT.
9/7	W	17-12	at Cincinnati	35,551
9/11	W	10-9	L.A. RAMS	66,576
9/21	L	17-28	at Dallas	62,750
9/28	L	27-34	CLEVELAND	65,540
10/6	L	0-23	at Chicago	61,350
10/12	T	14-14 (ot)	GREEN BAY	64,854
10/19	L	14-20	at Houston	48,167
10/26	W	24-23	at San Francisco	51,925
11/2	W	30-13	N.Y. GIANTS	68,256
11/9	L	21-24	PITTSBURGH	71,636
11/16	L	30-38	at Minnesota	46,032
11/23	L	10-24	DETROIT	64,976
11/30	W	20-17	at Green Bay (Milw.)	
54,225				
12/7	L	10-21	MINNESOTA	65,649
12/14	L	14-27	at Detroit	77,098
12/20	L	13-14	CHICAGO	55,298

	BUCS	OPP
TOTAL FIRST DOWNS	281	313
Rushing	102	126
Passing	154	168
Penalty	25	19
3rd Down: Made/Att.	99/241	110/250
TOTAL NET YARDS	5,059	5,405
Avg. Per Game	316.2	337.3
Total Plays	1,031	1,088
Avg. Per Play	4.91	4.97
NET YARDS RUSHING	1,839	2,101
Avg. Per Game	114.9	131.3
Total Rushes	477	548
NET YARDS PASSING	3,220	3,304
Avg. Per Game	201.3	206.5
Sacked/Yards Lost	24/194	24/173
Gross Yards	3,414	3,477
Att./Completions	530/256	516/328
Completion Pct.	48.3	63.6
Had Intercepted	17	15
PUNTS/AVERAGE	89/41.8	89/42.0
NET PUNTING AVG.	33.2	34.9
PENALTIES / YARDS	90/840	117/1077
FUMBLES / FUMBLES LOST	28/21	32/13
TOUCHDOWNS	32	40
Rushing	9	20
Passing	20	17
Returns	3	3

BY QUARTERS	1	2	3	4	OT	TOT
BUCCANEERS	73	88	34	76	0	271
OPPONENTS	58	108	76	99	0	341

SCORING	TD	R	P	RT	PAT	FG	S	PTS
Yepremian	0	0	0	0	31/32	16/23	0	79
House	5	0	5	0	0/0	0/0	0	30
Jones	5	0	5	0	0/0	0/0	0	30
Williams	4	4	0	0	0/0	0/0	0	24
Giles	4	0	4	0	0/0	0/0	0	24
BUCCANEERS	32	9	20	3	31/32	16/23	0	271
OPPONENTS	40	20	17	3	39/40	20/33	1	341

FIELD GOALS	1/19	20/29	30/39	40/49	50+ LONG
Yepremian	1/1	7/8	7/9	1/5	0/0
BUCCANEERS	1/1	7/8	7/9	1/5	0/0
OPPONENTS	2/2	5/6	8/12	5/12	0/1

RUSHING	NO.	YDS.	AVG.	LONG	TD
Bell	174	599	3.4	40	2
Eckwood	149	504	3.4	35t	2
Williams	58	370	6.4	27	4
Berns	39	131	3.4	17	0
J. Davis	39	130	3.3	8	1
BUCCANEERS	477	1,839	3.9	40	9
OPPONENTS	548	2,101	3.8	56	20

RECEIVING	NO.	YDS.	AVG.	LONG	TD
Jones	48	669	13.9	41t	5
Eckwood	47	475	10.1	40	1
Bell	38	292	7.7	22	1
Giles	33	602	18.2	51	4
House	24	531	22.1	61	5
BUCCANEERS	256	3,414	13.3	61	20
OPPONENTS	328	3,477	10.6	50	17

INTERCEPTIONS	NO.	YDS.	AVG.	LONG	TD
Washington	4	30	7.5	16	0
Wood	3	76	25.3	55t	1
Cotney	3	28	9.3	21	0
Colzie	1	39	39.0	39	0
Brantley	1	6	6.0	6	0
BUCCANEERS	15	179	11.9	55t	1
OPPONENTS	17	185	10.9	44	0

TACKLES	SOLO	ASST.	TOTAL
Wood	N/A	N/A	114
Cotney	N/A	N/A	105
D. Lewis	N/A	N/A	101
D. Selmon	N/A	N/A	99
L.R. Selmon	N/A	N/A	97

SACKS	SPECIAL TEAM TACKLES		
L.R. Selmon	9.0	Hawkins	23
Logan	4.0	Reece	22
Johnson	3.0	Colzie	17
Kollar	3.0	Obradovich	16
Stalls	3.0	A. Brown	15
		T. Davis	15

BUCCANEERS	NO.	YDS.	AVG.	NET	TB IN20	LG	BK
BUCCANEERS	89	3,722	42.3	33.2	12	18	62
OPPONENTS	89	3,738	42.0	34.9	16	15	61

PUNTING	NO.	YDS.	AVG.	NET	TB IN20	LG	BK
Blanchard	88	3,722	42.3	33.2	12	18	62
BUCCANEERS	89	3,722	41.8	33.2	12	18	62
OPPONENTS	89	3,738	42.0	34.9	16	15	61

PUNT RETURNS	RET.	FC	YDS.	AVG.	LONG	TD
Reece	57	1	313	5.5	19	0
T. Davis	0	1	0	0.0	0	0
BUCCANEERS	57	2	313	5.5	19	0
OPPONENTS	54	4	529	9.8	53t	1

KICKOFF RETURNS	NO.	YDS.	AVG.	LONG	TD
G. Davis	44	951	21.6	54	0
Reece	7	128	18.3	23	0
Hagins	4	82	20.5	23	0
T. Davis	4	58	14.5	16	0
Obradovich	5	46	9.2	15	0
BUCCANEERS	67	1,294	19.3	54	0
OPPONENTS	62	1,417	22.9	91t	1

USUAL STARTING LINEUP				DEFENSE:			
WR	84	Gordon Jones	LE	77	Bill Kollar		
LT	75	Dave Reavis	NT	76	David Logan		
LG	68	George Yarno	RE	63	Lee Roy Selmon		
C	50	Steve Wilson	OLB	57	David Lewis		
RG	72	Ray Snell	ILB	58	Dewey Selmon		
RT	73	Charley Hannah	ILB	54	Richard Wood		
TE	88	Jimmie Giles	OLB	56	Cecil Johnson		
WR	81	Isaac Hagins	LCB	25	Curtis Jordan		
QB	12	Doug Williams	RCB	40	Mike Washington		
RB	42	Ricky Bell	SS	33	Mark Cotney		
RB	43	Jerry Eckwood	FS	34	Cedric Brown		

PASSING	ATT.	CMP.	YDS.	CMP%	YDS/ATT	TD	TD%	INT	INT%	LONG	SK/LOST	RTG
Williams	521	254	3,396	48.8	6.52	20	3.8	16	3.1	61	23/194	69.7
BUCCANEERS	530	256	3,414	48.3	6.44	20	3.8	17	3.2	61	24/194	68.5
OPPONENTS	516	328	3,477	63.6	6.74	17	3.3	15	2.9	50	24/173	82.1

1981

RECORD: 9-7 HEAD COACH: JOHN MCKAY

DATE	W/L	SCORE	OPPONENT	ATT.
9/5	W	21-13	MINNESOTA	66,287
9/13	L	10-19	at Kansas City	50,555
9/20	L	17-28	at Chicago	60,130
9/27	W	20-10	ST. LOUIS	65,850
10/4	W	28-10	DETROIT	71,733
10/11	W	21-10	at Green Bay	52,264
10/18	L	16-18	at Oakland	42,288
10/25	L	10-20	at Philadelphia	70,174
11/1	W	20-10	CHICAGO	68,688
11/8	L	10-25	at Minnesota	47,038
11/15	L	7-24	DENVER	64,516
11/22	W	37-3	GREEN BAY	63,251
11/29	W	31-14	at New Orleans	62,209
12/6	W	24-23	ATLANTA	69,221
12/13	L	23-24	SAN DIEGO	67,388
12/20	W	20-17	at Detroit	80,444
PLAYOFFS				
1/2	L	0-38	at Dallas	64,848

	BUCS	OPP
TOTAL FIRST DOWNS	269	320
Rushing	95	123
Passing	159	174
Penalty	15	23
3rd Down: Made/Att.	63/195	93/238
TOTAL NET YARDS	5,160	5,312
Avg. Per Game	322.5	332.0
Total Plays	950	1,115
Avg. Per Play	5.43	4.76
NET YARDS RUSHING	1,731	2,172
Avg. Per Game	108.2	135.8
Total Rushes	458	551
NET YARDS PASSING	3,429	3,140
Avg. Per Game	214.3	196.3
Sacked /Yards Lost	19/136	23/157
Gross Yards	3,565	3,297
Att./Completions	473/239	541/317
Completion Pct.	50.5	58.6
Had Intercepted	14	32
PUNTS/AVERAGE	82/41.2	73/41.2
NET PUNTING AVG.	31.5	34.0
PENALTIES/YARDS	89/779	79/650
FUMBLES/FUMBLES LOST	27/14	32/14
TOUCHDOWNS	38	27
Rushing	13	16
Passing	20	10
Returns	5	1

BY QUARTERS	1	2	3	4	OT	TOT
BUCCANEERS	54	82	58	121	0	315
OPPONENTS	66	70	47	85	0	268

SCORING	TD	R	P	RT	PAT	FG	S	PTS
Capece	0	0	0	0	30/32	15/24	0	75
House	9	0	9	0	0/0	0/0	0	54
Giles	6	0	6	0	0/0	0/0	0	36
Wilder	5	4	1	0	0/0	0/0	0	30
Williams	4	4	0	0	0/0	0/0	0	24
BUCCANEERS	38	13	20	5	36/38	17/28	0	315
OPPONENTS	27	16	10	1	27/27	25/33	2	268

FIELD GOALS	1/19	20/29	30/39	40/49	50+	LONG
Capece	0/0	5/7	3/5	5/10	2/2	51
Yeprerman	0/0	0/0	1/1	1/3	0/0	44
BUCCANEERS	0/0	5/7	4/6	6/13	2/2	51
OPPONENTS	0/0	6/6	7/9	9/13	3/5	53

RUSHING	NO.	YDS.	AVG.	LONG	TD
Eckwood	172	651	3.8	59	2
Owens	91	406	4.5	35t	3
Wilder	107	370	3.5	23t	4
Williams	48	209	4.4	29	4
R. Bell	30	80	2.7	8	0
BUCCANEERS	458	1,731	3.8	59	13
OPPONENTS	551	2,172	3.9	34	16

RECEIVING	NO.	YDS.	AVG.	LONG	TD
House	56	1176	21.0	84t	9
Giles	45	786	17.5	81t	6
Wilder	48	507	10.6	38	1
T. Bell	21	318	15.1	58t	2
Jones	20	276	13.8	44	1
BUCCANEERS	239	3,565	14.9	84t	20
OPPONENTS	317	3,297	10.4	59	10

INTERCEPTIONS	NO.	YDS.	AVG.	LONG	TD
Brown	9	215	23.9	81t	2
Washington	6	156	26.0	34	1
Colzie	6	110	18.3	82t	1
Johnson	5	84	16.8	36	0
Green	2	56	28.0	50	0
BUCCANEERS	32	648	20.3	82t	4
OPPONENTS	14	179	12.8	39	0

TACKLES	SOLO	ASST.	TOTAL
C. Johnson	N/A	N/A	174
Green	N/A	N/A	151
Wood	N/A	N/A	140
Logan	N/A	N/A	115
Thomas	N/A	N/A	81

SACKS	SPECIAL TEAM TACKLES		
L.R. Selmon	6.5	Nafziger	22
Logan	5.5	Obrodovich	17
Green	3.0	Hawkins	16
Hawkins	2.0	Owens	12
Six tied with one		White	12

BUCCANEERS	23.0
OPPONENTS	19.0

PUNTING	NO.	YDS.	AVG.	NET	TB	IN20	LG	BK
Swider	58	2,476	42.7	34.3	4	13	62	2
Blanchard	22	899	40.9	27.3	2	4	58	0
BUCCANEERS	82	3,375	41.2	31.5	6	17	62	2
OPPONENTS	73	3,006	41.2	34.0	14	18	57	0

PUNT RETURNS	RET.	FC	YDS.	AVG.	LONG	TD
T. Bell	27	0	132	4.9	13	0
Holt	9	3	100	11.1	56	0
BUCCANEERS	38	3	244	6.4	56	0
OPPONENTS	52	6	668	12.8	88t	1

KICKOFF RETURNS	NO.	YDS.	AVG.	LONG	TD
Owens	24	473	19.7	34	0
Holt	11	274	24.9	40	0
G. Davis	5	81	16.2	21	0
T. Davis	3	51	17.0	21	0
Wilder	1	19	19.0	19	0
BUCCANEERS	46	912	19.8	40	0
OPPONENTS	64	1,332	20.8	43	0

USUAL STARTING LINEUP			
OFFENSE:		DEFENSE:	
WR	83 Theo Bell	LE	77 Bill Kollar
LT	74 Gene Sanders	NT	76 David Logan
LG	72 Ray Snell	RE	63 Lee Roy Selmon
C	50 Steve Wilson	OLB	59 Andy Hawkins
RG	61 Greg Roberts	ILB	56 Cecil Johnson
RT	73 Charley Hannah	ILB	54 Richard Wood
TE	88 Jimmie Giles	OLB	53 Hugh Green
WR	89 Kevin House	LCB	41 Norris Thomas
QB	12 Doug Williams	RCB	40 Mike Washington
FB	32 James Wilder	SS	20 Neal Colzie
RB	43 Jerry Eckwood	FS	34 Cedric Brown
	26 James Owens		

PASSING	ATT.	CMP.	YDS.	CMP%	YDS/ATT	TD	TD%	INT	INT%	LONG	SK/LOST	RTG
Williams	471	238	3,563	50.5	7.56	19	4.0	14	3.0	84t	18/135	76.5
BUCCANEERS	473	239	3,565	50.5	7.54	20	4.2	14	3.0	84t	19/136	77.1
OPPONENTS	541	317	3,297	58.6	6.09	10	1.8	32	5.9	59	23/157	57.7

DATE	W/L	SCORE	OPPONENT	ATT.
9/12	L	10-17	at Minnesota	58,440
9/19	L	13-21	WASHINGTON	66,187
11/21	L	9-14	at Dallas	49,578
11/29	W	23-17	MIAMI	65,854
12/5	W	13-10	at New Orleans	61,709
12/12	L	17-32	at N.Y. Jets	28,147
12/19	W	24-23	BUFFALO	62,510
12/26	W	23-21	DETROIT	65,997
1/2	W	26-23 (ot)	CHICAGO	68,112

PLAYOFFS

1/9	L	17-30	at Dallas	65,042
-----	---	-------	-----------	--------

	BUCS	OPP
--	------	-----

TOTAL FIRST DOWNS	163	159
Rushing	52	72
Passing	105	76
Penalty	6	11
3rd Down: Made/Att.	48/126	47/122
4th Down: Made/Att.	8/9	7/9
POSSESSION AVG.	29:35	30:25
TOTAL NET YARDS	2,895	2,442
Avg. Per Game	321.7	271.3
Total Plays	587	564
Avg. Per Play	4.93	4.33
NET YARDS RUSHING	952	1,058
Avg. Per Game	105.8	117.6
Total Rushes	268	285
NET YARDS PASSING	1,943	1,384
Avg. Per Game	215.9	153.8
Sacked /Yards Lost	11/128	25/224
Gross Yards	2,071	1,608
Att./Completions	308/164	254/145
Completion Pct.	53.2	57.1
Had Intercepted	11	11
PUNTS/AVERAGE	40/40.5	42/43.4
NET PUNTING AVG.	32.7	37.2
PENALTIES/YARDS	38/297	38/425
FUMBLES/FUMBLES LOST	28/12	15/10
TOUCHDOWNS	15	21
Rushing	6	9
Passing	9	10
Returns	0	2

BY QUARTERS	1	2	3	4	OT	TOT
BUCCANEERS	9	40	51	55	3	158
OPPONENTS	46	53	43	36	0	178

SCORING	TD	R	P	RT	PAT	FG	S	PTS
Capece	0	0	0	0	14/14	18/23	0	68
Wilder	4	3	1	0	0/0	0/0	0	24
Giles	3	0	3	0	0/0	0/0	0	18
House	2	0	2	0	0/0	0/0	0	12
Carver	2	1	1	0	0/0	0/0	0	12
BUCCANEERS	15	6	9	0	14/15	18/23	0	158
OPPONENTS	21	9	10	2	16/21	12/17	0	178

FIELD GOALS	1/19	20/29	30/39	40/49	50+	LONG
Capece	0/0	10/11	5/6	1/3	2/3	51
BUCCANEERS	0/0	10/11	5/6	1/3	2/3	51
OPPONENTS	2/2	3/3	3/4	4/6	0/2	49

RUSHING	NO.	YDS.	AVG.	LONG	TD
Wilder	83	324	3.9	47	3
Owens	76	238	3.1	14	0
Carver	70	229	3.3	13t	1
Williams	35	158	4.5	14	2
Morton	2	3	1.5	2	0
BUCCANEERS	268	952	3.6	47	6
OPPONENTS	285	1,058	3.7	25	9

RECEIVING	NO.	YDS.	AVG.	LONG	TD
Wilder	53	466	8.8	32	1
Giles	28	499	17.8	48	3
House	28	438	15.6	62t	2
T. Bell	15	203	13.5	25	0
Jones	14	205	14.6	26	1
BUCCANEERS	164	2,071	12.6	62t	9
OPPONENTS	145	1,608	11.1	49	10

INTERCEPTIONS	NO.	YDS.	AVG.	LONG	TD
Colzie	3	64	21.3	51	0
C. Brown	3	31	10.3	24	0
Washington	3	13	4.3	13	0
Green	1	31	31.0	31	0
Thomas	1	0	0.0	0	0
BUCCANEERS	11	139	12.6	51	0
OPPONENTS	11	114	10.4	39t	1

TACKLES	SOLO	ASST.	TOTAL
Green	N/A	N/A	71
Johnson	N/A	N/A	70
Brantley	N/A	N/A	62
Logan	N/A	N/A	61
Selmon	N/A	N/A	58

SACKS	SPECIAL TEAM TACKLES	
Stalls	Davis	10
Logan	Cotney	10
Selmon	Morris	9
Green	Smith	8
Hawkins	Obradovich	7
BUCCANEERS	25.0	
OPPONENTS	11.0	

PUNTING	NO.	YDS.	AVG.	NET	TB	IN20LG	BK
Swider	39	1,620	41.5	32.7	6	6	59
BUCCANEERS	40	1,620	40.5	32.7	6	6	59
OPPONENTS	42	1,824	43.4	37.2	6	9	59

PUNT RETURNS	RET.	FC	YDS.	AVG.	LONG	TD
Holt	16	0	81	5.1	22	0
T. Bell	9	1	62	6.9	14	0
BUCCANEERS	25	1	143	5.7	22	0
OPPONENTS	23	2	192	8.3	22	0

KICKOFF RETURNS	NO.	YDS.	AVG.	LONG	TD
Morton	21	361	17.2	26	0
Carver	3	62	20.7	25	0
Owens	3	52	17.3	27	0
J. R. Smith	3	47	15.7	24	0
Yarno	1	14	14.0	14	0
BUCCANEERS	33	548	16.6	27	0
OPPONENTS	40	870	21.8	50	0

USUAL STARTING LINEUP		OFFENSE:		DEFENSE:	
WR	84	Gordon Jones	LE	65	Dave Stalls
LT	75	Dave Reavis	NT	76	David Logan
LG	72	Ray Snell	RE	63	Lee Roy Selmon
C	50	Steve Wilson	OLB	59	Andy Hawkins
RG	61	Greg Roberts	ILB	56	Cecil Johnson
RT	76	Charley Hannah	ILB	52	Scott Brantley
TE	88	Jimmie Giles	OLB	53	Hugh Green
WR	89	Kevin House	LCB	41	Norris Thomas
QB	12	Doug Williams	RCB	41	Mike Washington
FB	32	James Wilder	SS	20	Nel Colzie
RB	26	James Owens	FS	34	Cedric Brown

PASSING	ATT.	CMP.	YDS.	CMP%	YDS/ATT	TD	TD%	INT	INT%	LONG	SK/LOST	RTG
Williams	307	164	2,071	53.4	6.75	9	2.9	11	3.6	62t	11/128	69.4
BUCCANEERS	308	164	2,071	53.2	6.72	9	2.9	11	3.6	62t	11/128	69.1
OPPONENTS	254	145	1,608	57.1	6.33	10	3.9	11	4.3	49	25/224	71.1

1983

RECORD: 2-14 HEAD COACH: JOHN MCKAY

DATE	W/L	SCORE	OPPONENT	ATT.
9/4	L	0-11	DETROIT	62,154
9/11	L	10-17	at Chicago	58,186
9/18	L	16-19 (ot)	MINNESOTA	57,567
9/25	L	17-23	CINCINNATI	56,023
10/2	L	14-55	at Green Bay	54,272
10/9	L	24-27 (ot)	at Dallas	63,308
10/16	L	27-34	ST. LOUIS	48,224
10/23	L	21-24	NEW ORLEANS	48,242
10/30	L	12-17	at Pittsburgh	57,648
11/6	W	17-12	at Minnesota	59,239
11/13	L	0-20	at Cleveland	56,091
11/20	L	0-27	CHICAGO	36,816
11/27	W	33-24	HOUSTON	38,625
12/4	L	21-35	at San Francisco	49,773
12/12	L	9-12 (ot)	GREEN BAY	50,763
12/18	L	20-23	at Detroit	78,392

	BUCS	OPP
TOTAL FIRST DOWNS	248	320
Rushing	72	124
Passing	156	172
Penalty	20	24
3rd Down: Made/Att.	73/225	89/229
4th Down: Made/Att.	11/20	9/14
POSSESSION AVG.	27:55	32:05
TOTAL NET YARDS	4,477	5,397
Avg. Per Game	279.8	337.3
Total Plays	1,005	1,093
Avg. Per Play	4.45	4.94
NET YARDS RUSHING	1,353	2,082
Avg. Per Game	84.6	130.1
Total Rushes	428	561
NET YARDS PASSING	3,124	3,315
Avg. Per Game	195.3	207.2
Sacked /Yards Lost	49/366	42/309
Gross Yards	3,490	3,624
Att./Completions	528/300	490/300
Completion Pct.	56.8	61.2
Had Intercepted	24	23
PUNTS/AVERAGE	96/41.8	79/40.7
NET PUNTING AVG.	33.0	33.9
PENALTIES/YARDS	94/832	105/799
FUMBLES/FUMBLES LOST	39/13	43/18
TOUCHDOWNS	31	42
Rushing	9	19
Passing	18	15
Returns	4	8

BY QUARTERS	1	2	3	4	OT	TOT
BUCCANEERS	43	68	65	65	0	241
OPPONENTS	67	130	67	107	9	380

SCORING	TD	R	P	RT	PAT	FG	S	PTS
Capece	0	0	0	0	23/26	10/23	0	53
Owens	6	5	1	0	0/0	0/0	0	36
Wilder	6	4	2	0	0/0	0/0	0	36
House	5	0	5	0	0/0	0/0	0	30
T. Bell	2	0	2	0	0/0	0/0	0	12
BUCCANEERS	31	9	18	4	25/31	10/24	0	241
OPPONENTS	42	19	15	8	40/42	28/34	2	380

FIELD GOALS	1/19	20/29	30/39	40/49	50+ LONG
Capece	0/0	7/8	0/4	3/8	0/3
Warnke	0/0	0/1	0/0	0/0	0/0
BUCCANEERS	0/0	7/9	0/4	3/8	0/3
OPPONENTS	1/1	8/8	8/10	7/10	4/5

PASSING	ATT.	CMP.	YDS.	CMP%	YDS/ATT	TD	TD%	INT	INT%	LONG	SK/LOST	RTG
J. Thompson	423	249	2,906	58.9	6.87	18	4.3	21	5.0	80	39/289	73.3
Golstevn	97	47	535	48.5	5.52	0	0.0	2	2.1	52	7/52	56.8
BUCCANEERS	528	300	3,490	56.8	6.61	18	3.4	24	4.5	80	49/366	69.6
OPPONENTS	490	300	3,624	61.2	7.40	15	3.1	23	4.7	80t	42/309	74.7

RUSHING	NO.	YDS.	AVG.	LONG	TD
Wilder	161	640	4.0	75t	4
Carver	114	348	3.1	16	0
Owens	96	266	2.8	15	5
Armstrong	7	30	4.3	7	0
Morton	13	28	2.2	5	0
BUCCANEERS	428	1,353	3.2	75t	9
OPPONENTS	561	2,082	3.7	39	19

RECEIVING	NO.	YDS.	AVG.	LONG	TD
Wilder	57	380	6.7	31	2
Carter	48	694	14.5	56t	2
House	47	769	16.4	74t	5
T. Bell	25	410	16.4	52	2
Giles	25	349	14.0	80	1
BUCCANEERS	300	3,490	11.6	80	18
OPPONENTS	300	3,624	12.1	80t	15

INTERCEPTIONS	NO.	YDS.	AVG.	LONG	TD
B. Reece	6	70	11.7	29	0
C. Brown	4	78	19.5	36	0
Holt	3	43	14.3	25	0
Green	2	54	27.0	33t	2
Washington	2	41	20.5	25	0
BUCCANEERS	23	367	16.0	69t	3
OPPONENTS	24	316	13.2	70t	4

TACKLES	SOLO	ASST.	TOTAL
Green	N/A	N/A	138
J. Davis	N/A	N/A	137
Brantley	N/A	N/A	134
Logan	N/A	N/A	109
Holt	N/A	N/A	78

SACKS	SPECIAL TEAM TACKLES		
Selmon	11.0	Witte	19
Logan	9.5	Spradlin	14
Cannon	5.0	Obrodovich	13
Green	3.5	Smith	12
Hawkins	3.0	Morris	12

BUCCANEERS	42.0
OPPONENTS	49.0

PUNTING	NO.	YDS.	AVG.	NET	TB	IN20LG	BK
Garcia	95	4,008	42.2	33.0	12	16	64
BUCCANEERS	96	4,008	41.8	33.0	12	16	64
OPPONENTS	79	3,217	40.7	33.9	12	11	65

PUNT RETURNS	RET.	FC	YDS.	AVG.	LONG	TD
Tyler	27	5	208	7.7	16	0
T. Bell	10	2	48	4.8	11	0
Holt	5	0	43	8.6	17	0
BUCCANEERS	42	7	299	7.1	17	0
OPPONENTS	59	11	603	10.2	90t	1

KICKOFF RETURNS	NO.	YDS.	AVG.	LONG	TD
Morton	30	689	23.0	50	0
Owens	20	380	19.0	31	0
Smith	8	136	17.0	43	0
Spradlin	2	31	15.5	24	0
O'Steen	2	30	15.0	16	0

BUCCANEERS	67	1,310	19.5	50	0
OPPONENTS	50	1,039	20.8	81	0

USUAL STARTING LINEUP		DEFENSE:	
WR	87 Gerald Carter	LE	78 John Cannon
LT	75 Dave Reavis	NT	76 David Logan
LG	72 Ray Snell	RE	63 Lee Roy Selmon
C	50 Steve Wilson	OLB	51 Ed Judie
RG	62 Sean Farrell	ILB	58 Jeff Davis
RT	70 Kelly Thomas	ILB	52 Scot Brantley
TE	88 Jimmie Giles	OLB	53 Hugh Green
WR	89 Kevin House	LCB	21 John Holt
QB	14 Jack Thompson	RCB	40 Mike Washington
FB	32 James Wilder	SS	33 Mark Cotney
RB	28 Melvin Carver	FS	43 Beasley Reece

DATE	W/L	SCORE	OPPONENT	ATT.
9/2	L	14-34	at Chicago	58,789
9/9	L	13-17	at New Orleans	54,686
9/16	W	21-17	DETROIT	44,560
9/23	L	14-17	at N.Y. Giants	72,650
9/30	W	30-27 (ot)	GREEN BAY	44,487
10/7	W	35-31	MINNESOTA	47,405
10/14	L	7-13 (ot)	at Detroit	44,308
10/21	L	9-44	CHICAGO	60,003
10/28	L	20-24	at Kansas City	41,710
11/4	L	24-27	at Minnesota	54,949
11/11	W	20-17	N.Y. GIANTS	46,534
11/18	L	17-24	at San Francisco	57,704
11/25	L	33-34	L.A. RAMS	42,242
12/2	L	14-27	at Green Bay	46,800
12/9	W	23-6	ATLANTA	33,808
12/16	W	41-21	N.Y. JETS	43,817

	BUCS	OPP
TOTAL FIRST DOWNS	344	311
Rushing	114	139
Passing	209	157
Penalty	21	15
3rd Down: Made/Att.	94/219	93/212
4th Down: Made/Att.	7/17	7/16
POSSESSION AVG.	31:17	28:43
TOTAL NET YARDS	5,321	5,474
Avg. Per Game	332.6	342.1
Total Plays	1,091	1,033
Avg. Per Play	4.9	5.3
NET YARDS RUSHING	1,776	2,233
Avg. Per Game	111.0	139.6
Total Rushes	483	511
NET YARDS PASSING	3,545	3,241
Avg. Per Game	221.6	202.6
Sacked /Yards Lost	45/362	32/239
Gross Yards	3,907	3,480
Att./Completions	563/334	490/286
Completion Pct.	59.3	58.4
Had Intercepted	23	18
PUNTS/AVERAGE	68/41.9	68/41.0
NET PUNTING AVG.	34.7	35.3
PENALTIES/YARDS	118/875	136/1078
FUMBLES/FUMBLES LOST	36/20	27/14
TOUCHDOWNS	40	47
Rushing	17	27
Passing	22	20
Returns	1	0

BY QUARTERS	1	2	3	4	OT	TOT
BUCCANEERS	57	102	64	109	3	335
OPPONENTS	54	108	76	136	6	380

SCORING	TD	R	P	RT	PAT	FG	S	PTS
Airri	0	0	0	0	38/40	19/26	0	95
Wilder	13	13	0	0	0/0	0/0	0	78
House	5	0	5	0	0/0	0/0	0	30
Carter	5	0	5	0	0/0	0/0	0	30
Armstrong	5	2	3	0	0/0	0/0	0	30
BUCCANEERS	40	17	22	1	38/40	19/26	0	335
OPPONENTS	47	27	20	0	44/46	18/27	0	380

FIELD GOALS	1/19	20/29	30/39	40/49	50+ LONG
Airri	0/0	7/7	6/7	6/10	0/2
BUCCANEERS	0/0	7/7	6/7	6/10	0/2
OPPONENTS	0/0	5/6	6/10	5/7	2/4

RUSHING	NO.	YDS.	AVG.	LONG	TD
Wilder	407	1,544	3.8	37	13
DeBerg	28	59	2.1	14	2
Carver	11	44	4.0	12	0
Thompson	5	35	7.0	13	0
Armstrong	10	34	3.4	12	2
BUCCANEERS	483	1,776	3.7	37	17
OPPONENTS	511	2,233	4.4	51	27

PASSING	ATT.	CMP.	YDS.	CMP%	YDS/ATT	TD	TD%	INT	INT%	LONG	SK/LOST	RTG
DeBerg	509	308	3,554	60.5	6.98	19	3.7	18	3.5	55	35/308	79.3
Thompson	52	25	337	48.1	6.48	2	3.8	5	9.6	74t	10/54	42.3
BUCCANEERS	563	334	3,907	59.3	6.94	22	3.9	23	4.1	74t	45/362	76.4
OPPONENTS	490	286	3,480	58.4	7.10	20	4.1	18	3.7	77t	32/239	78.6

RECEIVING	NO.	YDS.	AVG.	LONG	TD
Wilder	85	685	8.1	50	0
House	76	1,005	13.2	55	5
Carter	60	816	13.6	74t	5
J. Bell	29	397	13.7	26	4
T. Bell	22	350	15.9	29	0
BUCCANEERS	334	3,907	11.7	74t	22
OPPONENTS	286	3,480	12.2	77t	20

INTERCEPTIONS	NO.	YDS.	AVG.	LONG	TD
Cotney	5	123	24.6	29	0
Brantley	3	55	18.3	38	0
Castille	3	3	1.0	30	0

Seven tied with one

BUCCANEERS	18	308	17.1	38	1
OPPONENTS	23	249	10.8	61	0

TACKLES	SOLO	ASST.	TOTAL
Davis	N/A	N/A	165
Logan	N/A	N/A	106
Brantley	N/A	N/A	105
Selmon	N/A	N/A	100
Browner	N/A	N/A	71

SACKS	NO.	YDS.	AVG.	NET TB	IN20LG	BK
Selmon	8.0			Witte	25	
Logan	5.5			Spradlin	15	
C. Washington	5.0			Dixon	13	
Green	4.0			Morton	12	
Cannon	3.5			Harvey	11	
BUCCANEERS	32.0					
OPPONENTS	45.0					

PUNTING	NO.	YDS.	AVG.	NET	TB	IN20LG	BK
Garcia	68	2,849	41.9	34.7	9	12	60
BUCCANEERS	68	2,849	41.9	34.7	9	12	60
OPPONENTS	68	2,787	41.0	35.3	9	18	60

PUNT RETURNS	RET.	FC	YDS.	AVG.	LONG	TD
Bright	23	1	173	7.5	21	0
Z. Thomas	1	0	7	7.0	7	0
Holt	7	3	19	2.7	8	0
T. Bell	3	1	8	2.7	8	0

BUCCANEERS	34	5	207	6.1	21	0
OPPONENTS	36	10	310	8.6	31	0

KICKOFF RETURNS	NO.	YDS.	AVG.	LONG	TD
Morton	38	835	22.0	43	0
Owens	8	168	21.0	36	0
Bright	16	300	18.8	30	0
Wood	5	43	8.6	16	0
Spradlin	1	5	5.0	5	0
BUCCANEERS	68	1,351	19.9	43	0
OPPONENTS	67	1,336	19.9	47	0

USUAL STARTING LINEUP	OFFENSE:	DEFENSE:	
WR	89 Kevin House	LE	78 John Cannon
LT	74 Gene Sanders	NT	76 David Logan
LG	72 Steve Courson	RE	63 Lee Roy Selmon
C	50 Steve Wilson	OLB	57 Keith Browner
RG	62 Sean Farrell	ILB	58 Jeff Davis
RT	73 Ron Heller	ILB	52 Scott Brantley
TE	88 Jimmie Giles	OLB	53 Hugh Green
WR	87 Gerald Carter	LCB	23 Jeremiah Castille
QB	17 Steve DeBerg	RCB	21 John Holt
FB	46 Adger Armstrong	SS	43 Beasley Reece
RB	32 James Wilder	FS	34 Cedric Brown

DATE	W/L	SCORE	OPPONENT	ATT.
9/8	L	28-38	at Chicago	57,828
9/15	L	16-31	MINNESOTA	46,188
9/22	L	13-20	at New Orleans	45,320
9/29	L	9-30	at Detroit	45,023
10/6	L	19-27	CHICAGO	51,795
10/13	L	27-31	L.A. RAMS	39,607
10/20	L	38-41	at Miami	62,335
10/27	L	14-32	NEW ENGLAND	34,661
11/3	L	20-22	at N.Y. Giants	72,031
11/10	W	16-0	ST. LOUIS	34,736
11/17	L	28-62	at N.Y. Jets	65,344
11/24	W	19-16 (ot)	DETROIT	43,471
12/1	L	0-21	at Green Bay	19,856
12/8	L	7-26	at Minnesota	51,593
12/15	L	23-31	INDIANAPOLIS	25,577
12/22	L	17-20	GREEN BAY	33,992

	BUCS	OPP
TOTAL FIRST DOWNS	291	351
Rushing	95	146
Passing	162	185
Penalty	34	20
3rd Down: Made/Att.	76/209	88/212
4th Down: Made/Att.	11/18	4/7
POSSESSION AVG.	27:55	32:05
TOTAL NET YARDS	4,766	6,108
Avg. Per Game	297.9	381.8
Total Plays	982	1,087
Avg. Per Play	4.9	5.6
NET YARDS RUSHING	1,644	2,430
Avg. Per Game	102.8	151.9
Total Rushes	434	547
NET YARDS PASSING	3,122	3,678
Avg. Per Game	195.1	229.9
Sacked /Yards Lost	40/301	35/277
Gross Yards	3,423	3,955
Att./Completions	508/269	505/318
Completion Pct.	53.0	63.0
Had Intercepted	26	18
PUNTS/AVERAGE	79/40.9	59/44.2
NET PUNTING AVG.	32.6	37.6
PENALTIES/YARDS	103/733	114/945
FUMBLES/YARDS LOST	37/22	37/22
TOUCHDOWNS	33	50
Rushing	11	28
Passing	22	18
Returns	0	4

BY QUARTERS	1	2	3	4	OT	TOT
BUCCANEERS	71	109	31	80	3	294
OPPONENTS	75	144	110	119	0	448

SCORING	TD	R	P	RT	PAT	FG	S	PTS
Igwebuikwe	0	0	0	0	30/32	22/32	0	96
Wilder	10	10	0	0	0/0	0/0	0	60
Giles	8	0	8	0	0/0	0/0	0	48
House	5	0	5	0	0/0	0/0	0	30
Carter	3	0	3	0	0/0	0/0	0	18
BUCCANEERS	33	11	22	0	30/32	32/32	0	294
OPPONENTS	50	28	18	4	50/50	32/42	1	448

FIELD GOALS	1/19	20/29	30/39	40/49	50+	LONG
Igwebuikwe	1/1	5/5	8/10	5/10	3/6	53
BUCCANEERS	1/1	5/5	8/10	5/10	3/6	53
OPPONENTS	0/0	11/14	14/15	6/10	1/3	50

RUSHING	NO.	YDS.	AVG.	LONG	TD
Wilder	365	1,300	3.6	28	10
Young	40	233	5.8	20	1
Springs	16	54	3.4	11	0
DeBerg	9	28	3.1	13	0
Carter	1	13	13.0	13	0
BUCCANEERS	434	1,644	3.8	28	11
OPPONENTS	547	2,430	4.4	38	28

PASSING	ATT.	CMP.	YDS.	CMP%	YDS/ATT	TD	TD%	INT	INT%	LONG	SK/LOST	RTG
DeBerg	370	197	2,488	53.2	6.72	19	5.1	18	4.9	57	19/143	71.3
Young	138	72	935	52.3	6.78	3	2.2	8	5.8	59	21/158	57.1
BUCCANEERS	508	269	3,423	53.0	6.74	22	4.3	26	5.1	59	40/301	67.5
OPPONENTS	505	318	3,955	63.0	7.83	18	3.6	18	3.6	78t	35/277	84.2

RECEIVING	NO.	YDS.	AVG.	LONG	TD
Wilder	53	341	6.5	20	0
House	44	803	18.3	55	5
Giles	43	673	15.7	39t	8
J. Bell	43	496	12.3	27	2
Carter	40	557	13.9	29	3
BUCCANEERS	269	3,423	12.7	59	22
OPPONENTS	318	3,955	12.4	78t	18

INTERCEPTIONS	NO.	YDS.	AVG.	LONG	TD
Castille	7	49	7.0	20	0
Greenwood	5	15	3.0	7	0
Six tied with one					
BUCCANEERS	18	146	8.1	25	0
OPPONENTS	26	373	14.3	46	4

TACKLES	SOLO	ASST.	TOTAL
Davis	N/A	N/A	132
Washington	N/A	N/A	102
Sully	N/A	N/A	98
Brantley	N/A	N/A	95
Logan	N/A	N/A	80

SACKS	SPECIAL TEAM TACKLES			
Logan	6.5	Witte	24	22
Cannon	4.5	Prior	22	24
Holmes	4.5	Randle	16	16
Morgan	4.0	Armstrong	13	13
Greenwood	3.0	Curry	10	10
Washington	3.0			
BUCCANEERS	35.0			
OPPONENTS	40.0			

PUNTING	NO.	YDS.	AVG.	NET	TB	IN20LG	BK	
Garcia	77	3,233	42.0	33.4	7	12	61	2
BUCCANEERS	79	3,233	40.9	32.6	7	12	61	2
OPPONENTS	59	2,607	44.2	37.6	8	13	69	0

PUNT RETURNS	RET.	FC	YDS.	AVG.	LONG	TD
Bright	12	2	124	10.3	29	0
Prior	13	6	105	8.1	19	0
BUCCANEERS	25	8	229	9.2	29	0
OPPONENTS	47	7	519	11.0	28	0

KICKOFF RETURNS	NO.	YDS.	AVG.	LONG	TD
Freeman	48	1,085	22.6	58	0
Springs	5	112	22.4	34	0
Bright	11	213	19.4	47	0
Prior	10	131	13.1	29	0
Verser	4	61	15.3	18	0
Magee	2	20	10.0	15	0
BUCCANEERS	80	1,622	20.3	58	0
OPPONENTS	51	1,187	23.3	51	0

USUAL STARTING LINEUP				DEFENSE:			
WR	89	Kevin House	LE	78	John Cannon		
LT	66	George Yarno	NT	76	David Logan		
LG	72	Steve Courson	RE	90	Ron Holmes		
C	60	Randy Grimes	OLB	54	Ervin Randle		
RG	62	Sean Farrell	ILB	58	Jeff Davis		
RT	73	Ron Heller	ILB	52	Scott Brantley		
TE	88	Jimmie Giles	OLB	51	Chris Washington		
WR	87	Gerald Carter	LCB	23	Jeremiah Castille		
QB	17	Steve DeBerg	RCB	21	John Holt		
FB	82	Jerry Bell	SS	30	David Greenwood		
RB	32	James Wilder	FS	44	Ivory Sully		

DATE	W/L	SCORE	OPPONENT	ATT.
9/7	L	7-31	SAN FRANCISCO	50,780
9/14	L	10-23	MINNESOTA	34,579
9/21	W	24-20	at Detroit	38,453
9/28	L	20-23 (ot)	ATLANTA	38,950
10/5	L	20-26 (ot)	at L.A. Rams	50,585
10/12	L	19-30	ST. LOUIS	33,307
10/19	L	7-38	at New Orleans	43,355
10/26	L	20-27	at Kansas City	36,230
11/2	W	34-28	BUFFALO	32,806
11/9	L	3-23	CHICAGO	70,097
11/16	L	7-31	at Green Bay (Milw.)	48,271
11/23	L	17-38	DETROIT	30,029
11/30	L	13-45	at Minnesota	56,235
12/7	L	14-48	at Chicago	52,746
12/14	L	7-21	GREEN BAY	30,099
12/21	L	17-21	at St. Louis	23,957

	BUCS	OPP
TOTAL FIRST DOWNS	273	362
Rushing	100	162
Passing	142	177
Penalty	31	23
3rd Down: Made/Att.	59/193	90/193
4th Down: Made/Att.	8/19	6/10
POSSESSION AVG.	28:40	31:20
TOTAL NET YARDS	4,361	6,333
Avg. Per Game	272.6	395.8
Total Plays	970	1,061
Avg. Per Play	4.5	6.0
NET YARDS RUSHING	1,863	2,648
Avg. Per Game	116.4	165.5
Total Rushes	455	558
NET YARDS PASSING	2,498	3,685
Avg. Per Game	156.1	230.3
Sacked/Yards Lost	56/394	19/153
Gross Yards	2,892	3,838
Att./Completions	459/245	484/289
Completion Pct.	53.4	59.7
Had Intercepted	25	13
PUNTS/AVERAGE	78/40.2	59/41.3
NET PUNTING AVG.	32.8	37.4
PENALTIES/YARDS	83/661	116/941
FUMBLES/FUMBLES LOST	36/17	39/19
TOUCHDOWNS	27	59
Rushing	12	31
Passing	13	23
Returns	2	5

BY QUARTERS	1	2	3	4	OT	TOT
BUCCANEERS	39	74	41	85	0	239
OPPONENTS	111	105	103	145	0	473

SCORING	TD	R	P	RT	PAT	FG	S	PTS
Igwebuike	0	0	0	0	26/27	17/24	0	77
Young	5	5	0	0	0/0	0/0	0	30
Magee	5	0	5	0	0/0	0/0	0	30
Wonsley	3	3	0	0	0/0	0/0	0	18
Wildier	3	2	1	0	0/0	0/0	0	18
BUCCANEERS	27	12	13	2	26/27	17/24	0	239
OPPONENTS	59	31	23	5	56/58	21/30	0	473

FIELD GOALS	1/19	20/29	30/39	40/49	50+ LONG
Igwebuike	0/0	5/5	7/8	3/6	2/5
BUCCANEERS	0/0	5/5	7/8	3/6	2/5
OPPONENTS	0/0	8/9	8/9	3/6	2/6

RUSHING	NO.	YDS.	AVG.	LONG	TD
Wildier	190	704	3.7	45t	2
Young	74	425	5.7	31	5
Wonsley	73	339	4.6	59t	3
Springs	74	285	3.9	40	0
Howard	30	110	3.7	16	1
BUCCANEERS	455	1,863	4.1	59t	12
OPPONENTS	558	2,648	4.7	60	31

PASSING	ATT.	CMP.	YDS.	CMP%	YDS/ATT	TD	TD%	INT	INT%	LONG	SK/LOST	RTG
Young	363	195	2,282	53.7	6.29	8	2.2	13	3.6	46	47/326	65.5
DeBerg	96	50	610	52.1	6.35	5	5.2	12	12.5	45	9/68	49.7
BUCCANEERS	459	245	2,892	53.4	6.30	13	2.8	25	5.4	46	56/394	59.6
OPPONENTS	484	289	3,838	59.7	7.93	23	4.8	13	2.7	73	19/153	89.5

RECEIVING	NO.	YDS.	AVG.	LONG	TD
Magee	45	564	12.5	45	5
Wildier	43	326	7.6	25	1
Carter	42	640	15.2	46	2
Springs	24	187	7.8	46	0
Giles	18	178	9.9	20	1
BUCCANEERS	245	2,892	11.8	46	13
OPPONENTS	289	3,838	13.3	73	23

INTERCEPTIONS	NO.	YDS.	AVG.	LONG	TD
McKeever	3	12	4.0	10	0
Brantley	2	65	32.5	57	0
Curry	2	0	0.0	0	0

Five tied with one	BUCCANEERS	OPPONENTS
	13	25
	128	236
	9.8	9.4
	57	59t
	0	1

TACKLES	SOLO	ASST.	TOTAL
Davis	N/A	N/A	136
Brantley	N/A	N/A	127
Washington	N/A	N/A	94
Jones	N/A	N/A	80
Holmes	N/A	N/A	68

SACKS	SPECIAL TEAM TACKLES
Browner	4.0
Washington	4.0
Holmes	2.5
Cannon	2.0
Kellin	2.0
Logan	2.0

BUCCANEERS	OPPONENTS
19.0	56.0

PUNTING	NO.	YDS.	AVG.	NET	TB	IN20LG	BK
Garcia	77	3,089	40.1	32.7	8	19	60
Springs	1	43	43.0	39.0	0	0	43
BUCCANEERS	78	3,132	40.2	32.8	8	19	60
OPPONENTS	59	2,438	41.3	37.4	6	24	57

PUNT RETURNS	RETR.	FC	YDS.	AVG.	LONG	TD
Futrell	14	5	67	4.8	12	0
Walker	9	0	27	3.0	10	0
Harris	3	0	16	5.3	8	0

BUCCANEERS	OPPONENTS
26	39
15	15
110	414
4.2	10.6
12	71t
0	3

KICKOFF RETURNS	NO.	YDS.	AVG.	LONG	TD
Freeman	31	582	18.8	33	0
Wonsley	10	208	20.8	29	0
K. Walker	8	146	18.3	26	0
Futrell	5	115	23.0	30	0
Howard	4	71	17.8	24	0
Harris	4	63	15.8	23	0
BUCCANEERS	75	1,302	17.4	33	0
OPPONENTS	46	1,009	21.9	85t	1

USUAL STARTING LINEUP	OFFENSE:	DEFENSE:	
WR	89 Kevin House	LE	71 Bob Nelson
LT	72 Rob Taylor	NT	76 David Logan
LG	66 George Yarno	RE	90 Ron Holmes
C	60 Randy Grimes	OLB	57 Keith Browner
RG	62 Sean Farrell	ILB	58 Jeff Davis
RT	73 Ron Heller	ILB	52 Scot Brantley
TE	86 Calvin Magee	OLB	51 Chris Washington
WR	87 Gerald Carter	LCB	21 Vito McKeever
QB	8 Steve Young	RCB	22 Rod Jones
FB	20 Ron Springs	SS	41 Craigie Swoope
RB	32 James Wildier	FS	44 Ivory Sully

FRONT OFFICE
PLAYERS
2019 REVIEW
HISTORY
RECORDS
SIDELINES

DATE	W/L	SCORE	OPPONENT	ATT.
9/13	W	48-10	ATLANTA	51,250
9/20	L	3-20	at Chicago	63,551
10/4	W	31-27	at Detroit	4,919
10/11	L	13-17	SAN DIEGO	23,873
10/18	W	20-10	MINNESOTA	20,850
10/25	L	26-27	CHICAGO	70,747
11/1	W	23-17	at Green Bay (Milw.)	
50,308				
11/8	L	28-31	at St. Louis	22,449
11/15	L	17-23	at Minnesota	48,605
11/22	L	10-24	SAN FRANCISCO	63,211
11/29	L	3-35	at LA Rams	45,188
12/6	L	34-44	at New Orleans	66,471
12/13	L	10-20	DETROIT	41,699
12/20	L	14-31	ST. LOUIS	32,046
12/27	L	6-24	at Indianapolis	60,468

	BUCS	OPP
TOTAL FIRST DOWNS	263	314
Rushing	62	124
Passing	168	163
Penalty	33	27
3rd Down: Made/Att.	83/215	90/200
4th Down: Made/Att.	3/6	6/9
POSSESSION AVG.	28:37	31:23
TOTAL NET YARDS	4,381	4,987
Avg. Per Game	292.1	332.5
Total Plays	954	996
Avg. Per Play	4.6	5.0
NET YARDS RUSHING	1,365	2,038
Avg. Per Game	91.0	135.9
Total Rushes	394	500
NET YARDS PASSING	3,016	2,949
Avg. Per Game	201.1	196.6
Sacked/Yards Lost	43/361	39/306
Gross Yards	3,377	3,255
Att./Completions	517/264	457/271
Completion Pct.	51.1	59.3
Had Intercepted	17	16
PUNTS/AVERAGE	88/39.3	64/41.2
NET PUNTING AVG.	29.9	35.0
PENALTIES/YARDS	115/894	123/926
FUMBLES/FUMBLES LOST	35/14	42/20
TOUCHDOWNS	33	44
Rushing	7	18
Passing	22	23
Returns	4	3

BY QUARTERS	1	2	3	4	OT	TOT
BUCCANEERS	78	66	81	61	0	286
OPPONENTS	69	98	67	126	0	360

SCORING	TD	R	P	RT	PAT	FG	S	PTS
Igwebuike	0	0	0	0	24/26	14/18	0	66
Carter	5	0	5	0	0/0	0/0	0	30
Smith	4	2	2	0	0/0	0/0	0	24
Magee	3	0	3	0	0/0	0/0	0	18
Carrier	3	0	3	0	0/0	0/0	0	18
BUCCANEERS	33	7	22	4	31/33	19/24	0	286
OPPONENTS	44	18	23	3	42/44	18/30	0	360

FIELD GOALS	1/19	20/29	30/39	40/49	50+ LONG
Igwebuike	0/0	2/2	6/6	6/9	0/1
BUCCANEERS	0/0	3/4	7/7	8/11	1/2
OPPONENTS	0/0	8/9	7/10	2/8	1/3

RUSHING	NO.	YDS.	AVG.	LONG	TD
Wilder	106	488	4.6	21	0
Smith	100	309	3.1	46	2
Wright	37	112	3.0	11	0
Howard	30	100	3.3	31	1
Testaverde	13	50	3.8	17	1
BUCCANEERS	394	1,365	3.5	46	7
OPPONENTS	500	2,038	4.1	38t	18

PASSING	ATT.	CMP.	YDS.	CMP%	YDS/ATT	TD	TD%	INT	INT%	LONG	SK/LOST	RTG
DeBerg	275	159	1,891	57.8	6.88	14	5.1	7	2.5	64t	20/185	85.3
Testaverde	165	71	1,081	43.0	6.55	5	3.0	6	3.6	40	18/140	60.2
BUCCANEERS	517	264	3,377	51.1	6.53	22	4.3	17	3.3	64t	43/361	72.0
OPPONENTS	457	271	3,255	59.3	7.12	23	5.0	16	3.5	67	39/306	85.3

RECEIVING	NO.	YDS.	AVG.	LONG	TD
Wilder	40	328	8.2	32	1
Carter	38	586	15.4	57	5
Magee	34	424	12.5	37	3
Carrier	26	423	16.3	38	3
Hill	23	403	17.5	40	2
BUCCANEERS	264	3,377	12.8	64t	22
OPPONENTS	271	3,255	12.0	67	23

INTERCEPTIONS	NO.	YDS.	AVG.	LONG	TD
Tripoli	3	17	5.7	15t	1
Isom	2	67	33.5	38	0
Woods	2	63	31.5	42	0
Futrell	2	46	23.0	23	0
Jones	2	9	4.5	9	0
BUCCANEERS	16	248	15.5	42	2
OPPONENTS	17	227	13.4	50	0

TACKLES	SOLO	ASST.	TOTAL
Randle	79	29	108
Davis	55	15	70
Reynolds	58	12	70
Kemp	53	15	68
Washington	41	11	52

SACKS	SPECIAL TEAM TACKLES		
Holmes	8.0	Tripoli	10
Washington	6.5	Brantley	7
Kellin	3.5	Miller	6
Jarvis	3.0	Gordon	5
Cannon	2.0	Moss	5
		Gant	5

BUCCANEERS	39.0
OPPONENTS	43.0

PUNTING	NO.	YDS.	AVG.	NET	TB	IN20LG	BK
Garcia	62	2,409	38.9	28.3	5	12	58
Criswell	26	1,046	40.2	33.8	5	3	61
BUCCANEERS	88	3,455	39.3	30.0	10	15	61
OPPONENTS	64	2,634	41.2	35.0	7	15	60

PUNT RETURNS	RET.	FC	YDS.	AVG.	LONG	TD
Futrell	24	6	213	8.9	22	0
BUCCANEERS	31	8	257	8.3	22	0
OPPONENTS	50	10	621	12.4	80	1

KICKOFF RETURNS	NO.	YDS.	AVG.	LONG	TD
Futrell	31	609	19.6	40	0
Smith	5	84	16.8	21	0
Miller	3	68	22.7	25	0
BUCCANEERS	56	1,037	18.5	40	0
OPPONENTS	61	1,242	20.4	45	0

USUAL STARTING LINEUP	OFFENSE:	DEFENSE:	
WR	88 Mark Carrier	LE	78 John Cannon
LT	72 Rob Taylor	NT	94 Mike Stensrud
LG	66 George Yarno	RE	90 Ron Holmes
C	60 Randy Grimes	OLB	51 Chris Washington
RG	68 Rick Mallory	56	Jackie Walker
RT	73 Ron Heller	ILB	58 Jeff Davis
TE	86 Calvin Magee	ILB	54 Ervin Randle
WR	87 Gerald Carter	OLB	51 Chris Washington
QB	17 Steve DeBerg	57	Winston Moss
FB	32 James Wilder	LCB	29 Ricky Reynolds
RB	35 Jeff Smith	RCB	22 Rod Jones
		SS	33 Bobby Kemp
		FS	28 Ray Isom

DATE	W/L	SCORE	OPPONENT	ATT.
9/4	L	14-41	PHILADELPHIA	43,502
9/11	W	13-10	at Green Bay	52,584
9/18	L	24-30	PHOENIX	35,034
9/25	L	9-13	at New Orleans	66,671
10/2	W	27-24	GREEN BAY	40,003
10/9	L	13-14	at Minnesota	55,274
10/16	L	31-35	at Indianapolis	53,135
10/23	L	20-49	MINNESOTA	48,020
10/30	L	14-17	MIAMI	67,352
11/6	L	10-28	at Chicago	56,892
11/13	W	23-20	at Detroit	25,956
11/20	L	15-27	CHICAGO	67,070
11/27	L	10-17	at Atlanta	14,020
12/4	W	10-5	BUFFALO	49,498
12/11	L	7-10 (ot)	at New England	39,889
12/18	W	21-10	DETROIT	37,778

	BUCS	OPP
TOTAL FIRST DOWNS	295	293
Rushing	91	104
Passing	173	169
Penalty	31	20
3rd Down: Made/Att.	72/202	101/227
4th Down: Made/Att.	2/11	6/9
POSSESSION AVG.	29:00	31:00
TOTAL NET YARDS	5,061	5,155
Avg. Per Game	316.3	322.2
Total Plays	998	1,025
Avg. Per Play	5.1	5.0
NET YARDS RUSHING	1,753	1,551
Avg. Per Game	109.6	96.9
Total Rushes	452	478
NET YARDS PASSING	3,308	3,604
Avg. Per Game	206.8	225.3
Sacked/Yards Lost	34/300	20/140
Gross Yards	3,608	3,744
Att./Completions	512/253	527/304
Completion Pct.	49.4	57.7
Had Intercepted	36	21
PUNTS/AVERAGE	68/36.4	77/39.0
NET PUNTING AVG.	32.4	33.2
PENALTIES/YARDS	102/816	105/872
FUMBLES/FUMBLES LOST	27/16	29/12
TOUCHDOWNS	28	42
Rushing	11	21
Passing	16	19
Returns	1	2

BY QUARTERS	1	2	3	4	OT	TOT
BUCCANEERS	27	75	41	118	0	261
OPPONENTS	105	93	95	54	3	350

SCORING	TD	R	P	RT	PAT	FG	S	PTS
Igwebuike	0	0	0	0	21/21	19/25	0	78
Hill	9	0	9	0	0/0	0/0	0	54
Tate	8	7	1	0	0/0	0/0	0	48
Carrier	5	0	5	0	0/0	0/0	0	30
Carney	0	0	0	0	6/6	2/5	0	12
BUCCANEERS	28	11	16	1	28/28	21/30	1	261
OPPONENTS	42	21	19	2	42/42	18/30	1	350

FIELD GOALS	1/19	20/29	30/39	40/49	50+ LONG
Igwebuike	1/1	6/6	7/8	3/6	2/4
Carney	0/0	2/3	0/1	0/1	0/0
BUCCANEERS	1/1	8/9	7/9	3/7	2/4
OPPONENTS	0/0	6/6	6/11	5/9	1/4

RUSHING	NO.	YDS.	AVG.	LONG	TD
Tate	122	467	3.8	47t	7
W. Howard	115	452	3.9	29t	1
Wildler	86	343	4.0	19	1
Goode	63	231	3.7	22	0
Testaverde	28	138	4.9	24	1
BUCCANEERS	452	1,753	3.9	47t	11
OPPONENTS	478	1,551	3.2	48	21

PASSING	ATT.	CMP.	YDS.	CMP%	YDS/ATT	TD	TD%	INT	INT%	LONG	SK/LOST	RTG
Testaverde	466	222	3,240	47.6	6.95	13	2.8	35	7.5	59t	33/292	48.8
Ferguson	46	31	368	67.4	8.00	3	6.5	1	2.2	34	1/8	104.3
BUCCANEERS	512	253	3,608	49.4	7.05	16	3.1	36	7.0	59t	34/300	53.7
OPPONENTS	527	304	3,744	57.7	7.10	19	3.6	21	4.0	56	30/140	75.2

RECEIVING	NO.	YDS.	AVG.	LONG	TD
Hill	58	1040	17.9	42t	9
Carrier	57	970	17.0	59t	5
Hall	39	555	14.2	37	0
J. Smith	16	134	8.4	22	0
Pillow	15	206	13.7	34	1
BUCCANEERS	253	3,608	14.3	59t	16
OPPONENTS	304	3,744	12.3	56	19

INTERCEPTIONS	NO.	YDS.	AVG.	LONG	TD
Hamilton	6	123	20.5	58	0
Reynolds	4	7	2.3	7	0
Elder	3	9	3.0	9	0
Harris	2	26	13.0	24	0
Robinson	2	28	14.0	28	0
BUCCANEERS	21	283	13.5	58	1
OPPONENTS	36	480	13.3	46	2

TACKLES	SOLO	ASST.	TOTAL
Marve	88	33	121
Hamilton	82	25	107
Murphy	50	25	75
Reynolds	64	10	74
Futrell	60	12	72

SACKS	SPECIAL TEAM TACKLES		
Holmes	4.0	Elder	21
Cannon	3.0	Harris	22
Davis	3.0	Walker	19
Jarvis	2.5	Washington	10
Goff	2.0	Rolling	7
Lee	2.0	D. Smith	7
BUCCANEERS	20.0		
OPPONENTS	34.0		

PUNTING	NO.	YDS.	AVG.	NET	TB	IN20LG	BK
Criswell	68	2,477	36.4	32.4	0	20	62
BUCCANEERS	68	2,477	36.4	32.4	0	20	62
OPPONENTS	77	3,004	39.0	33.2	6	24	60

PUNT RETURNS	RET.	FC	YDS.	AVG.	LONG	TD
Futrell	27	10	283	10.5	40	0
J. Smith	8	3	45	5.6	20	0
Elder	1	0	0	0.0	0	0
BUCCANEERS	36	13	328	9.1	40	0
OPPONENTS	38	13	273	7.2	25	0

KICKOFF RETURNS	NO.	YDS.	AVG.	LONG	TD
Elder	34	772	22.7	51	0
J. Smith	10	180	18.0	26	0
D. Smith	9	188	20.9	30	0
McAdoo	4	108	27.0	31	0
Pillow	3	38	12.7	17	0
BUCCANEERS	64	1,345	21.0	51	0
OPPONENTS	52	1,129	21.7	57	0

USUAL STARTING LINEUP		
OFFENSE:	DEFENSE:	
WR 88	Mark Carrier	LE 79 Reuben Davis
LT 74	Paul Gruber	NT 95 Curt Jarvis
LG 68	Rick Mallory	RE 90 Ron Holmes
C 60	Randy Grimes	OLB 59 Kevin Murphy
RG 50	Dan Turk	ILB 99 Eugene Marve
RT 72	Rob Taylor	ILB 53 Sidney Coleman
TE 82	Ron Hall	OLB 57 Winston Moss
WR 84	Bruce Hill	LCB 29 Ricky Reynolds
QB 14	Vinny Testaverde	RCB 36 Bobby Futrell
FB 43	William Howard	SS 30 Mark Robinson
RB 34	Lars Tate	FS 39 Harry Hamilton

FRONT OFFICE
PLAYERS
2019 REVIEW
HISTORY
RECORDS
SIDELINES

1989

RECORD: 5-11 HEAD COACH: RAY PERKINS

DATE	W/L	SCORE	OPPONENT	ATT.
9/10	W	23-21	at Green Bay	55,650
9/17	L	16-20	SAN FRANCISCO	64,087
9/24	W	20-10	NEW ORLEANS	44,053
10/1	L	3-17	at Minnesota	54,817
10/8	W	42-35	CHICAGO	72,077
10/15	L	16-17	DETROIT	46,225
10/22	L	28-32	at Washington	52,862
10/29	L	23-56	at Cincinnati	57,225
11/5	L	31-42	CLEVELAND	69,162
11/12	L	10-24	MINNESOTA	56,271
11/19	W	32-31	at Chicago	63,826
11/26	W	14-13	at Phoenix	33,297
12/3	L	16-17	GREEN BAY	58,120
12/10	L	17-20	at Houston	54,532
12/17	L	7-33	at Detroit	40,362
12/24	L	22-31	PITTSBURGH	29,690

	BUCS	OPP
TOTAL FIRST DOWNS	288	317
Rushing	84	115
Passing	174	170
Penalty	30	32
3rd Down: Made/Att.	95/230	87/208
4th Down: Made/Att.	7/13	10/17
POSSESSION AVG.	29:55	30:05
TOTAL NET YARDS	4,842	5,460
Avg. Per Game	302.6	341.3
Total Plays	1,025	1,027
Avg. Per Play	4.7	5.3
NET YARDS RUSHING	1,570	2,023
Avg. Per Game	94.2	126.4
Total Rushes	412	479
NET YARDS PASSING	3,335	3,437
Avg. Per Game	208.4	214.8
Sacked /Yards Lost	43/331	33/222
Gross Yards	3,666	3,659
Att./Completions	570/302	515/301
Completion Pct.	53.0	58.4
Had Intercepted	28	21
PUNTS/AVERAGE	86/38.5	69/40.3
NET PUNTING AVG.	32.1	31.4
PENALTIES/YARDS	104/881	109/869
FUMBLES/FUMBLES LOST	21/9	30/18
TOUCHDOWNS	36	51
Rushing	10	18
Passing	23	29
Returns	3	4

BY QUARTERS	1	2	3	4	OT	TOT
BUCCANEERS	58	92	42	128	0	320
OPPONENTS	79	144	86	110	0	419

SCORING	TD	R	P	RT	PAT	FG	S	PTS
Igwebuikwe	0	0	0	0	33/35	22/28	0	99
Carrier	9	0	9	0	0/0	0/0	0	54
Tate	9	8	1	0	0/0	0/0	0	54
Hill	5	0	5	0	0/0	0/0	0	30
Wilder	3	0	3	0	0/0	0/0	0	18
BUCCANEERS	36	10	23	3	34/36	22/28	2	320
OPPONENTS	51	18	29	4	51/51	20/24	1	419

FIELD GOALS	1/19	20/29	30/39	40/49	50+ LONG
Igwebuikwe	0/0	9/9	6/6	5/10	2/3
BUCCANEERS	0/0	9/9	6/6	5/10	2/3
OPPONENTS	0/0	5/5	9/9	6/9	0/1

RUSHING	NO.	YDS.	AVG.	LONG	TD
Tate	167	589	3.5	48	8
Howard	108	357	3.3	15	1
Wilder	70	244	3.5	14	0
Stamps	29	141	4.9	21t	1
Testaverde	25	139	5.6	16	0
BUCCANEERS	412	1,507	3.7	48	10
OPPONENTS	479	2,023	4.2	59t	18

PASSING	ATT.	CMP.	YDS.	CMP%	YDS/ATT	TD	TD%	INT	INT%	LONG	SK/LOST	RTG
Testaverde	480	258	3,133	53.3	6.53	20	4.2	22	4.6	78t	38/294	68.9
Ferguson	90	44	533	48.9	5.92	3	3.3	6	6.7	69t	5/37	50.8
BUCCANEERS	570	302	3,666	53.0	6.43	23	4.0	48	4.9	78t	43/331	66.0
OPPONENTS	515	301	3,659	58.4	7.10	29	5.6	21	4.1	79t	33/222	82.2

RECEIVING	NO.	YDS.	AVG.	LONG	TD
Carrier	86	1,422	16.5	78t	9
Hill	50	673	13.5	53	5
Wilder	36	335	9.3	27	3
Hall	30	331	11.0	32	2
Howard	30	188	6.3	18	1
BUCCANEERS	302	3,666	12.1	78t	23
OPPONENTS	301	3,659	12.2	79t	29

INTERCEPTIONS	NO.	YDS.	AVG.	LONG	TD
Hamilton	6	70	11.7	30	0
Robinson	6	44	7.3	16	0
Reynolds	5	87	17.4	68t	1

Four tied with one					
BUCCANEERS	21	234	11.1	68t	2
OPPONENTS	28	240	8.6	39	2

TACKLES	SOLO	ASST.	TOTAL
Randle	74	40	114
Marve	71	35	106
Robinson	72	32	104
Jones	75	17	92
Hamilton	66	24	90

SACKS	SPECIAL TEAM TACKLES		
Murphy	6.0	Anno	28
Moss	5.5	Elder	23
Goff	4.0	Najararian	14
Davis	3.0	O. Harris	13
Jarvis	3.0	Stamps	13

BUCCANEERS	33.0
OPPONENTS	43.0

PUNTING	NO.	YDS.	AVG.	NET	TB	IN20LG	BK
Mohr	84	3,311	39.4	32.1	3	10	58
BUCCANEERS	86	3,311	38.5	32.1	3	10	58
OPPONENTS	69	2,781	40.3	31.4	16	14	60

PUNT RETURNS	RET.	FC	YDS.	AVG.	LONG	TD
Drewrey	20	2	220	11.0	55	0
Futrell	12	2	76	6.3	15	0
BUCCANEERS	32	4	296	9.3	55	0
OPPONENTS	54	12	492	9.1	65	0

KICKOFF RETURNS	NO.	YDS.	AVG.	LONG	TD
Elder	40	685	17.1	30	0
Stamps	9	145	16.1	36	0
Howard	5	82	16.4	19	0
Futrell	4	58	14.5	22	0
Wilder	2	42	21.0	23	0
BUCCANEERS	62	1,055	17.0	36	0
OPPONENTS	55	1,143	20.8	72	0

USUAL STARTING LINEUP

OFFENSE:			DEFENSE:		
WR	88	Mark Carrier	LE	79	Reuben Davis
LT	74	Paul Gruber	NT	95	Curt Jarvis
LG	73	Tom McHale	RE	94	Robert Goff
C	60	Randy Grimes	OLB	59	Kevin Murphy
RG	69	John Bruhin	ILB	99	Eugene Marve
RT	72	Rob Taylor	ILB	54	Ervin Randle
TE	82	Ron Hall	OLB	58	Winston Moss
WR	84	Bruce Hill	LCB	29	Ricky Reynolds
QB	14	Vinny Testaverde	SS	22	Rod Jones
FB	43	William Howard	SS	30	Mark Robinson
RB	34	Lars Tate	FS	39	Harry Hamilton

DATE	W/L	SCORE	OPPONENT	ATT.
9/9	W	38-21	at Detroit	54,728
9/16	L	14-35	L.A. RAMS	59,705
9/23	W	23-20	DETROIT	55,075
9/30	W	23-20 (ot)	at Minnesota	54,462
10/7	L	10-14	at Dallas	60,076
10/14	W	26-14	GREEN BAY	67,472
10/21	L	13-17	DALLAS	68,315
10/28	L	10-41	at San Diego	40,653
11/4	L	6-26	CHICAGO	68,555
11/11	L	7-35	at New Orleans	67,865
11/18	L	7-31	at San Francisco	62,221
11/25	L	10-20	at Green Bay (Milw.)	53,677
12/2	W	23-17	ATLANTA	42,839
12/16	W	26-13	MINNESOTA	47,272
12/23	L	14-27	at Chicago	46,456
12/30	L	14-16	N.Y. JETS	46,543

	BUCS	OPP
TOTAL FIRST DOWNS	238	313
Rushing	83	129
Passing	142	168
Penalty	13	16
3rd Down: Made/Att.	76/204	93/205
4th Down: Made/Att.	9/19	7/13
POSSESSION AVG.	28:11	31:49
TOTAL NET YARDS	4,475	5,479
Avg. Per Game	279.7	342.4
Total Plays	911	1,001
Avg. Per Play	4.9	5.5
NET YARDS RUSHING	1,626	2,223
Avg. Per Game	101.6	138.9
Total Rushes	410	496
NET YARDS PASSING	2,849	3,256
Avg. Per Game	178.1	203.5
Sacked /Yards Lost	53/433	34/204
Gross Yards	3,282	3,460
Att./Completions	448/245	471/263
Completion Pct.	54.7	55.8
Had Intercepted	24	25
PUNTS/AVERAGE	72/40.3	55/40.5
NET PUNTING AVG.	34.0	35.0
PENALTIES/YARDS	77/651	78/617
FUMBLES/FUMBLES LOST	38/19	33/17
TOUCHDOWNS	28	45
Rushing	7	20
Passing	18	22
Returns	3	3

BY QUARTERS	1	2	3	4	OT	TOT
BUCCANEERS	41	99	50	71	3	264
OPPONENTS	59	112	100	96	0	367

SCORING	TD	R	P	RT	PAT	FG	S	PTS
Christie	0	0	0	0	27/27	23/27	0	96
G. Anderson	5	3	2	0	0/0	0/0	0	30
Hill	5	0	5	0	0/0	0/0	0	30
Carrier	4	0	4	0	0/0	0/0	0	24
Haddix	3	0	0	3	0/0	0/0	0	18
BUCCANEERS	28	7	18	3	27/28	23/27	0	264
OPPONENTS	45	20	22	3	43/45	18/27	0	367

FIELD GOALS	1/19	20/29	30/39	40/49	50+	LONG
Christie	0/0	7/7	10/13	4/5	2/2	54
BUCCANEERS	0/0	7/7	10/13	4/5	2/2	54
OPPONENTS	0/0	11/11	4/5	3/8	0/3	46

RUSHING	NO.	YDS.	AVG.	LONG	TD
G. Anderson	166	646	3.9	22	3
Cobb	151	480	3.2	17	2
Testaverde	38	280	7.4	48t	1
Harvey	27	113	4.2	14	0
Chandler	13	71	5.5	18	1
BUCCANEERS	410	1,626	4.0	48t	7
OPPONENTS	496	2,223	4.5	47t	20

PASSING	ATT.	CMP.	YDS.	CMP%	YDS/ATT	TD	TD%	INT	INT%	LONG	SK/LOST	RTG
Testaverde	365	203	2,818	55.6	7.72	17	4.7	18	4.9	89t	38/390	75.6
Chandler	83	42	464	50.6	5.59	1	1.2	6	7.2	68t	15/103	41.4
BUCCANEERS	448	245	3,282	54.7	7.33	18	4.0	24	5.4	89t	53/433	69.3
OPPONENTS	471	263	3,460	55.8	7.35	22	4.7	25	5.3	75t	34/204	72.7

RECEIVING	NO.	YDS.	AVG.	LONG	TD
Carrier	49	813	16.6	68t	4
Hill	42	641	15.3	48t	5
Cobb	39	299	7.7	17	0
G. Anderson	38	464	12.2	74	2
Hall	31	464	15.0	54t	2
BUCCANEERS	245	3,282	13.4	89t	18
OPPONENTS	263	3,460	13.2	75t	22

INTERCEPTIONS	NO.	YDS.	AVG.	LONG	TD
Haddix	7	231	33.0	65t	3
Hamilton	5	39	7.8	27	0
Robinson	4	81	20.3	27	0
Reynolds	3	70	23.3	46	0
Everett	3	28	9.3	23	0
BUCCANEERS	25	487	19.5	65t	3
OPPONENTS	24	346	14.4	64t	2

TACKLES	SOLO	ASST.	TOTAL
Hamilton	81	38	119
Robinson	86	29	115
Marve	75	36	111
Randle	46	32	78
Murphy	57	20	77

SACKS	NO.	YDS.	AVG.	NET	TB	IN20LG	BK
Thomas	7.5	Anno			25		
Randle	5.5	Harris			21		
Murphy	4.0	Perkins			18		
Moss	3.5	Coleman			14		
Newton	3.0	McCants			9		
BUCCANEERS	34.0						
OPPONENTS	53.0						

PUNTING	NO.	YDS.	AVG.	NET	TB	IN20LG	BK	
Royals	72	2,902	40.3	34.0	5	8	62	0
BUCCANEERS	72	2,902	40.3	34.0	5	8	62	0
OPPONENTS	55	2,230	40.5	35.7	4	16	54	0

PUNT RETURNS	RET.	FC	YDS.	AVG.	LONG	TD
Drewrey	23	15	184	8.0	16	0
BUCCANEERS	23	15	184	8.0	16	0
OPPONENTS	39	16	352	9.0	36	0

KICKOFF RETURNS	NO.	YDS.	AVG.	LONG	TD
Peebles	18	369	20.5	55	0
Drewrey	14	244	17.4	29	0
Harvey	12	207	17.3	27	0
Cobb	11	223	20.3	45	0
G. Anderson	6	123	20.5	37	0
BUCCANEERS	63	1,176	18.7	55	0
OPPONENTS	43	1,036	24.1	65	0

USUAL STARTING LINEUP	OFFENSE:	DEFENSE:	
WR	88 Mark Carrier	LE	79 Reuben Davis
LT	74 Paul Gruber	NT	95 Curt Jarvis
LG	73 Tom McHale	RE	71 Jim Skow
C	60 Randy Grimes	OLB	51 Broderick Thomas
RG	62 Ian Beckles	ILB	99 Eugene Marve
RT	72 Rob Taylor	ILB	58 Winston Moss
TE	82 Ron Hall	OLB	59 Kevin Murphy
WR	84 Bruce Hill	LCB	29 Ricky Reynolds
QB	14 Vinny Testaverde	RCB	45 Wayne Haddix
FB	33 Reggie Cobb	SS	30 Mark Robinson
RB	40 Gary Anderson	FS	39 Harry Hamilton

1991 RECORD: 3-13 HEAD COACH: RICHARD WILLIAMSON

DATE	W/L	SCORE	OPPONENT	ATT.
9/1	L	13-16	at N.Y. Jets	61,204
9/8	L	20-21	CHICAGO	65,625
9/15	L	13-15	at Green Bay	58,114
9/22	L	10-17	BUFFALO	57,323
9/29	L	3-31	at Detroit	48,784
10/6	W	14-13	PHILADELPHIA	41,219
10/20	L	7-23	at New Orleans	68,591
10/27	L	0-27	GREEN BAY	40,275
11/3	L	13-28	at Minnesota	35,737
11/10	W	30-21	DETROIT	37,742
11/17	L	7-43	at Atlanta	41,274
11/24	L	14-21	N.Y. GIANTS	63,698
12/1	L	14-33	at Miami	51,036
12/8	L	24-26	MINNESOTA	41,091
12/14	L	0-27	at Chicago	54,719
12/22	W	17-3	INDIANAPOLIS	28,043

	BUCS	OPP
TOTAL FIRST DOWNS	249	295
Rushing	79	120
Passing	147	147
Penalty	23	28
3rd Down: Made/Att.	60/190	79/209
4th Down: Made/Att.	7/14	6/13
POSSESSION AVG.	26:57	33:03
TOTAL NET YARDS	4,001	4,979
Avg. Per Game	250.1	311.2
Total Plays	922	989
Avg. Per Play	4.3	5.0
NET YARDS RUSHING	1,429	2,107
Avg. Per Game	89.3	131.7
Total Rushes	371	512
NET YARDS PASSING	2,572	2,872
Avg. Per Game	160.8	179.5
Sacked/Yards Lost	56/383	39/258
Gross Yards	2,955	3,130
Att./Completions	495/250	438/257
Completion Pct.	50.5	58.7
Had Intercepted	29	11
PUNTS/AVERAGE	84/40.3	71/42.9
NET PUNTING AVG.	32.3	36.5
PENALTIES/YARDS	88/780	110/925
FUMBLES/FUMBLES LOST	30/18	27/16
TOUCHDOWNS	22	41
Rushing	9	21
Passing	13	15
Returns	0	5

BY QUARTERS	1	2	3	4	OT	TOT
BUCCANEERS	30	49	41	79	0	199
OPPONENTS	82	111	77	95	0	365

SCORING	TD	R	P	RT	PAT	FG	S	PTS
Christie	0	0	0	0	22/22	15/20	0	67
Cobb	7	7	0	0	0/0	0/0	0	42
Dawsey	4	1	3	0	0/0	0/0	0	24
BUCCANEERS	22	9	13	0	22/22	15/20	0	199
OPPONENTS	41	21	15	5	40/41	25/35	2	365

FIELD GOALS	1/19	20/29	30/39	40/49	50+ LONG	
Christie	1/1	4/4	7/11	3/4	0/0	49
BUCCANEERS	1/1	4/4	7/11	3/4	0/0	49
OPPONENTS	2/2	5/5	9/11	7/14	2/3	50

RUSHING	NO.	YDS.	AVG.	LONG	TD
Cobb	196	752	3.8	59t	7
G. Anderson	72	263	3.7	64t	1
Wilson	42	179	4.3	20	0
Testaverde	32	101	3.2	19	0
Chandler	18	79	4.4	12	0
BUCCANEERS	371	1,429	3.9	64t	9
OPPONENTS	512	2,107	4.1	71t	21

PASSING	ATT.	CMP.	YDS.	CMP%	YDS/ATT	TD	TD%	INT	INT%	LONG	SK/LOST	RTG
Testaverde	326	166	1,994	50.9	6.12	8	2.5	15	4.6	87t	35/234	59.0
Chandler	104	53	557	51.0	5.36	4	3.8	8	7.7	35	10/76	47.6
Carlson	65	31	404	47.7	6.22	1	1.5	6	9.2	36	11/73	34.4
BUCCANEERS	495	250	2,955	50.5	5.97	13	2.6	29	5.9	87t	56/383	53.4
OPPONENTS	438	257	3,130	58.7	7.15	15	3.4	11	2.5	51	39/258	81.7

RECEIVING	NO.	YDS.	AVG.	LONG	TD
Dawsey	55	818	14.9	65t	3
Carrier	47	698	14.9	35	2
Ron Hall	31	284	9.2	24	0
Drewrey	26	375	14.4	87t	2
G. Anderson	25	184	7.4	21	0
BUCCANEERS	250	2,955	11.8	87t	13
OPPONENTS	257	3,130	12.2	51	15

INTERCEPTIONS	NO.	YDS.	AVG.	LONG	TD
Covington	3	21	7.0	18	0
Fullington	2	13	6.5	10	0
Reynolds	2	7	3.5	7	0

Four tied with one

BUCCANEERS	NO.	YDS.	AVG.	LONG	TD
BUCCANEERS	11	62	5.7	18	0
OPPONENTS	29	349	12.0	32	1

TACKLES	SOLO	ASST.	TOTAL
Thomas	98	76	174
Solomon	91	37	128
Covington	64	20	84
M. Carter	41	21	62
Murphy	31	30	61

SACKS	NO.	YDS.	AVG.	NET	TB	IN20LG	BK
Thomas	11.0	Anno					9
Manley	7.0	Hardy					7
Newton	5.5	Tiggle					7
McCants	5.0	Four tied with six					
Davis	3.5						

BUCCANEERS 39.0

OPPONENTS 56.0

PUNTING	NO.	YDS.	AVG.	NET	TB	IN20LG	BK	
Royals	84	3,389	40.3	32.3	6	22	56	0
BUCCANEERS	84	3,389	40.3	32.3	6	22	56	0
OPPONENTS	71	3,049	42.9	36.5	5	18	63	0

PUNT RETURNS	RET.	FC	YDS.	AVG.	LONG	TD
Drewrey	38	15	360	9.5	33	0
C. Carter	1	0	1	1.0	1	0
BUCCANEERS	39	15	361	9.3	33	0
OPPONENTS	49	11	559	11.4	70t	1

KICKOFF RETURNS	NO.	YDS.	AVG.	LONG	TD
G. Anderson	34	643	18.9	39	0
Drewrey	12	246	20.5	43	0
Hardy	8	119	14.9	26	0
Cobb	2	15	7.5	15	0
Wilson	2	19	9.5	11	0
BUCCANEERS	60	1,047	17.5	43	0
OPPONENTS	32	720	22.5	55	0

USUAL STARTING LINEUP

OFFENSE:				DEFENSE:			
WR	88	Mark Carrier	LE	98	Ray Seals		
LT	74	Paul Gruber	NT	96	Tim Newton		
LG	73	Tom McHale	UT	79	Rueben Davis		
C	61	Tony Mayberry	RE	52	Keith McCants		
RG	62	Ian Beckles	OLB	59	Kevin Murphy		
RT	72	Rob Taylor	ILB	55	Jesse Solomon		
TE	82	Ron Hall	OLB	51	Broderick Thomas		
WR	80	Lawrence Dawsey	LCB	29	Ricky Reynolds		
QB	14	Vinny Testaverde	RCB	44	Carl Carter		
FB	20	Robert Wilson	SS	25	Tony Covington		
RB	34	Reggie Cobb	FS	23	Marty Carter		

DATE	W/L	SCORE	OPPONENT	ATT.
9/6	W	23-7	Phoenix	41,315
9/13	W	31-3	GREEN BAY	50,051
9/20	L	20-26	at Minnesota	48,113
9/27	W	27-23	at Detroit	51,374
10/4	L	14-24	INDIANAPOLIS	56,585
10/18	L	14-31	at Chicago	61,412
10/25	L	7-38	DETROIT	53,995
11/1	L	21-23	at New Orleans	68,591
11/8	L	7-35	MINNESOTA	49,095
11/15	W	20-17	CHICAGO	69,102
11/22	L	14-29	at San Diego	43,197
11/29	L	14-19	at Green Bay (Milw.)	52,347
12/6	L	27-31	L.A. RAMS	38,387
12/13	L	7-35	ATLANTA	39,056
12/19	L	14-21	at San Francisco	60,519
12/27	W	7-3	at Phoenix	29,645

	BUCS	OPP
TOTAL FIRST DOWNS	281	296
Rushing	100	100
Passing	165	175
Penalty	16	21
3rd Down: Made/Att.	78/210	92/212
4th Down: Made/Att.	8/21	7/12
POSSESSION AVG.	29:15	30:45
TOTAL NET YARDS	4,771	5,185
Avg. Per Game	298.2	324.1
Total Plays	994	985
Avg. Per Play	4.8	5.3
NET YARDS RUSHING	1,706	1,675
Avg. Per Game	106.6	104.7
Total Rushes	438	441
NET YARDS PASSING	3,065	3,510
Avg. Per Game	191.6	219.4
Sacked /Yards Lost	45/334	36/230
Gross Yards	3,399	3,740
Att./Completions	511/299	508/293
Completion Pct.	58.5	57.7
Had Intercepted	20	20
PUNTS/AVERAGE	74/40.7	64/41.3
NET PUNTING AVG.	36.2	36.3
PENALTIES/YARDS	92/754	74/563
FUMBLES/FUMBLES LOST	19/9	19/12
TOUCHDOWNS	33	43
Rushing	12	15
Passing	17	25
Returns	4	3

BY QUARTERS	1	2	3	4	OT	TOT
BUCANEERS	60	107	31	69	0	267
OPONENTS	88	70	112	95	0	365

SCORING	TD	R	P	RT	PAT	FG	S	P	T
Cobb	9	9	0	0	0/0	0/0	0	54	
Willis	0	0	0	0	20/20	8/14	0	44	
Murray	0	0	0	0	13/13	4/8	0	25	
Carrier	4	0	4	0	0/0	0/0	0	24	
Hall	4	0	4	0	0/0	0/0	0	24	
BUCANEERS	33	12	17	4	33/33	12/22	0	267	
OPONENTS	43	15	25	3	43/43	20/30	2	365	

FIELD GOALS	1/19	20/29	30/39	40/49	50+ LONG	
Willis	0/0	3/3	1/4	4/7	0/0	45
Murray	0/0	0/0	2/4	2/4	0/0	47
BUCANEERS	0/0	3/3	3/8	6/11	0/0	47
OPONENTS	1/1	6/6	8/11	4/8	1/4	50

DATE	W/L	SCORE	OPPONENT	ATT.
9/6	W	23-7	Phoenix	41,315
9/13	W	31-3	GREEN BAY	50,051
9/20	L	20-26	at Minnesota	48,113
9/27	W	27-23	at Detroit	51,374
10/4	L	14-24	INDIANAPOLIS	56,585
10/18	L	14-31	at Chicago	61,412
10/25	L	7-38	DETROIT	53,995
11/1	L	21-23	at New Orleans	68,591
11/8	L	7-35	MINNESOTA	49,095
11/15	W	20-17	CHICAGO	69,102
11/22	L	14-29	at San Diego	43,197
11/29	L	14-19	at Green Bay (Milw.)	52,347
12/6	L	27-31	L.A. RAMS	38,387
12/13	L	7-35	ATLANTA	39,056
12/19	L	14-21	at San Francisco	60,519
12/27	W	7-3	at Phoenix	29,645

RUSHING	NO.	YDS.	AVG.	LONG	TD
Cobb	310	1,171	3.8	25	9
Testaverde	36	197	5.5	18	2
G. Anderson	55	194	3.5	18	1
McDowell	14	81	5.8	23	0
Jennings	5	25	5.0	10	0

BUCANEERS	438	1,706	3.9	25	12
OPONENTS	441	1,675	3.8	55t	15

RECEIVING	NO.	YDS.	AVG.	LONG	TD
Dawsey	60	776	12.9	41	1
Carrier	56	692	12.4	40	4
Hall	39	351	9.0	32	4
G. Anderson	34	284	8.4	34	0
McDowell	27	258	9.6	51t	2

BUCANEERS	299	3,399	11.4	81t	17
OPONENTS	293	3,740	12.8	83t	25

INTERCEPTIONS	NO.	YDS.	AVG.	LONG	TD
Fullington	3	25	8.3	16	0
Carter	3	1	0.3	1	0
Mack	3	0	0.0	0	0

Five tied with two					
BUCANEERS	20	234	11.7	75	1
OPONENTS	20	211	10.6	46	1

TACKLES	SOLO	ASST.	TOTAL
Carter	78	40	118
Williams	76	39	115
Thomas	62	51	113
Fullington	59	35	94
Dotson	57	14	71

SACKS	SPECIAL TEAM TACKLES		
Dotson	10.0	Brownlow	9
Fullington	5.0	King	9
McCants	5.0	Fullington	8
Seals	5.0	Burnette	7
Wheeler	5.0	Alexander	5

BUCANEERS	36.0				
OPONENTS	45.0				

PUNTING	NO.	YDS.	AVG.	NET	TB	IN20LG	BK	
Stryzinski	74	3,015	40.7	36.2	11	15	57	0
BUCANEERS	74	3,015	40.7	36.2	11	15	57	0
OPONENTS	64	2,645	41.3	36.3	8	16	60	0

PUNT RETURNS	RET.	FC	YDS.	AVG.	LONG	TD
Hawkins	13	8	53	4.1	17	0
Drewrey	7	6	62	8.9	17	0
G. Anderson	6	1	45	7.5	13	0
BUCANEERS	26	15	160	6.2	17	0
OPONENTS	22	26	117	5.3	16	0

KICKOFF RETURNS	NO.	YDS.	AVG.	LONG	TD
G. Anderson	29	564	19.4	39	0
Hawkins	9	118	13.1	18	0
G. Thomas	3	72	24.0	37	0
Brooks	3	49	16.3	24	0
BUCANEERS	50	881	17.6	39	0
OPONENTS	49	1,236	25.2	89t	1

USUAL STARTING LINEUP					
OFFENSE:		DEFENSE:			
WR	88	Mark Carrier	LE	98	Ray Seals
LT	74	Paul Gruber	NT	77	Mark Wheeler
LG	66	Bruce Reimers	UT	71	Santana Dotson
C	61	Tony Mayberry	RE	52	Keith McCants
RG	62	Ian Beckles	OLB	54	Jimmy Williams
RT	70	Charles McRae	ILB	55	Darrick Brownlow
TE	82	Ron Hall	OLB	51	Broderick Thomas
WR	80	Lawrence Dawsey	LCB	29	Ricky Reynolds
QB	14	Vinny Testaverde	RCB	21	Milton Mack
FB	37	Anthony McDowell	SS	23	Marty Carter
RB	34	Reggie Cobb	FS	27	Darrell Fullington

PASSING	ATT.	CMP.	YDS.	CMP%	YDS/ATT	TD	TD%	INT	INT%	LONG	SK/LOST	RTG
Testaverde	358	206	2,554	57.5	7.13	14	3.9	16	4.5	81t	35/259	74.2
DeBerg	125	76	710	60.8	5.68	3	2.4	4	3.2	28t	8/66	71.1
Erickson	26	15	121	57.7	4.65	0	0.0	0	0.0	24	2/9	69.6
BUCANEERS	511	299	3,399	58.5	6.65	17	3.3	20	3.9	81t	45/334	73.3
OPONENTS	508	293	3,740	57.7	7.36	25	4.9	20	3.9	83t	36/230	80.8

DATE	W/L	SCORE	OPPONENT	ATT.
9/5	L	3-27	KANSAS CITY	63,378
9/12	L	7-23	at N.Y. Giants	75,891
9/26	L	17-47	at Chicago	58,329
10/3	W	27-10	DETROIT	40,794
10/10	L	0-15	at Minnesota	53,562
10/24	L	14-37	GREEN BAY	47,354
10/31	W	31-24	at Atlanta	50,647
11/7	L	0-23	at Detroit	65,295
11/14	L	21-45	SAN FRANCISCO	43,835
11/21	W	23-10	MINNESOTA	40,848
11/28	L	10-13	at Green Bay	56,995
12/5	L	17-23	WASHINGTON	49,035
12/12	W	13-10	CHICAGO	56,667
12/19	L	20-27	at L.A. Raiders	40,532
12/26	W	17-10	at Denver	73,434
1/2	L	17-32	SAN DIEGO	35,587

	BUCS	OPP
TOTAL FIRST DOWNS	241	280
Rushing	80	109
Passing	141	152
Penalty	20	19
3rd Down: Made/Att.	74/213	85/224
4th Down: Made/Att.	3/12	5/16
POSSESSION AVG.	28:38	31:22
TOTAL NET YARDS	4,311	5,246
Avg. Per Game	269.4	327.9
Total Plays	949	1,011
Avg. Per Play	4.5	5.2
NET YARDS RUSHING	1,290	1,994
Avg. Per Game	80.6	124.6
Total Rushes	402	479
NET YARDS PASSING	3,021	3,252
Avg. Per Game	188.8	203.3
Sacked/Yards Lost	39/274	29/132
Gross Yards	3,295	3,384
Att./Completions	503/262	503/300
Completion Pct.	51.6	59.6
Had Intercepted	25	9
PUNTS/AVERAGE	94/40.1	76/43.3
NET PUNTING AVG.	35.3	36.3
PENALTIES/YARDS	89/765	126/913
FUMBLES/FUMBLES LOST	28/11	27/13
TOUCHDOWNS	27	40
Rushing	6	15
Passing	19	22
Returns	2	3

BY QUARTERS	1	2	3	4	OT	TOT
BUCCANEERS	19	74	89	55	0	237
OPPONENTS	72	133	75	96	0	376

SCORING	TD	R	P	RT	PAT	FG	S	PTS
Husted	0	0	0	0	27/27	16/22	0	75
Hawkins	5	0	5	0	0/0	0/0	0	30
Cobb	4	3	1	0	0/0	0/0	0	24
Copeland	4	0	4	0	0/0	0/0	0	24
Workman	4	2	2	0	0/0	0/0	0	24
BUCCANEERS	27	6	19	2	27/27	16/22	0	237
OPPONENTS	40	15	22	3	38/40	32/35	1	376

FIELD GOALS	1/19	20/29	30/39	40/49	50+	LONG
Husted	0/0	5/5	5/6	3/6	3/5	57
BUCCANEERS	0/0	5/5	5/6	3/6	3/5	57
OPPONENTS	0/0	9/9	10/10	9/10	4/6	55

RUSHING	NO.	YDS.	AVG.	LONG	TD
Cobb	221	658	3.0	16	3
Workman	78	284	3.6	21	2
Royster	33	115	3.5	19	1
Erickson	26	96	3.7	15	0
G. Anderson	28	56	2.0	13	0
BUCCANEERS	402	1,290	3.2	22	6
OPPONENTS	479	1,994	4.2	78t	15

RECEIVING	NO.	YDS.	AVG.	LONG	TD
Hawkins	62	933	15.0	67	5
Workman	54	411	7.6	42t	2
Copeland	30	633	21.1	67t	4
Hall	23	268	11.7	37t	1
C. Wilson	15	225	15.0	24	0
BUCCANEERS	262	3,295	12.6	67t	19
OPPONENTS	300	3,384	11.3	53t	22

INTERCEPTIONS	NO.	YDS.	AVG.	LONG	TD
King	3	29	9.7	28	0
Six tied with one					
BUCCANEERS	9	71	7.9	28	2
OPPONENTS	25	280	11.2	59t	1

TACKLES	SOLO	ASST.	TOTAL
Nickerson	124	90	214
Carter	94	36	130
Mayhew	48	28	76
Thomas	43	32	75
Dotson	41	22	63

SACKS		SPECIAL TEAM TACKLES
Seals	8.5	Brownlow 11
Curry	5.0	Jones 10
Dotson	5.0	Buckley 7
Price	3.0	Bussey 6
Wheeler	2.0	Gray 6
Lee	2.0	Lynch 6

BUCCANEERS	20.0
OPPONENTS	34.0

PUNTING	NO.	YDS.	AVG.	NET	TB	IN20LG	BK
Stryzinski	93	3,772	40.6	35.3	3	24	57
BUCCANEERS	94	3,772	40.1	35.3	3	24	57
OPPONENTS	76	3,290	43.3	36.3	11	20	64

PUNT RETURNS	RET.	FC	YDS.	AVG.	LONG	TD
G. Anderson	17	1	113	6.6	15	0
Hawkins	15	8	166	11.1	35	0
Claborn	6	6	32	5.3	13	0
BUCCANEERS	38	15	311	8.2	35	0
OPPONENTS	53	23	394	7.4	54	0

KICKOFF RETURNS	NO.	YDS.	AVG.	LONG	TD
C. Wilson	23	454	19.7	42	0
G. Anderson	12	181	15.1	24	0
Royster	8	102	12.8	26	0
Turner	6	61	10.2	19	0
Workman	5	67	13.4	19	0
BUCCANEERS	58	922	15.9	42	0
OPPONENTS	28	499	17.8	46	0

USUAL STARTING LINEUP	OFFENSE:	DEFENSE:	
WR	85 Courtney Hawkins	LE	98 Ray Seals
LT	74 Paul Gruber	NT	77 Mark Wheeler
LG	66 Bruce Reimers	UT	71 Santana Dotson
C	61 Tony Mayberry	RE	75 Eric Curry
RG	62 Ian Beckles	OLB	54 Jimmy Williams
RT	76 Scott Dill	ILB	56 Hardy Nickerson
TE	82 Ron Hall	DB	27 Barney Bussey
WR	88 Horace Copeland	LCB	35 Martin Mayhew
QB	7 Craig Erickson	RCB	29 Ricky Reynolds
FB	46 Vince Workman	SS	23 Marty Carter
RB	34 Reggie Cobb	FS	41 Joe King

PASSING	ATT.	CMP.	YDS.	CMP%	YDS/ATT	TD	TD%	INT	INT%	LONG	SK/LOST	RTG
Erickson	457	233	3,054	51.0	6.68	18	3.9	21	4.6	67t	35/236	66.4
DeBerg	39	23	186	59.0	4.77	1	2.6	3	7.7	24	3/27	47.6
Weldon	11	6	55	54.5	5.00	0	0.0	1	9.1	20	1/11	30.5
BUCCANEERS	508	262	3,295	51.6	6.49	19	3.7	25	4.9	67t	39/274	64.1
OPPONENTS	503	300	3,384	59.6	6.73	22	4.4	9	1.8	53t	29/132	86.9

DATE	W/L	SCORE	OPPONENT	ATT.
9/4	L	9-21	at Chicago	61,844
9/11	W	24-10	INDIANAPOLIS	36,631
9/18	L	7-9	NEW ORLEANS	45,522
9/25	L	3-30	at Green Bay	58,551
10/2	W	24-14	DETROIT	38,012
10/9	L	13-34	at Atlanta	52,633
10/23	L	16-41	at San Francisco	62,741
10/30	L	13-36	MINNESOTA	42,110
11/6	L	6-20	CHICAGO	60,821
11/13	L	9-14	at Detroit	50,814
11/20	L	21-22	at Seattle	37,466
11/27	W	20-17 (ot)	at Minnesota	47,259
12/4	W	26-21	WASHINGTON	45,121
12/11	W	24-14	L.A. RAMS	34,150
12/18	W	17-14	at Washington	47,316
12/24	L	19-34	GREEN BAY	65,076

	BUCS	OPP
TOTAL FIRST DOWNS	276	298
Rushing	104	100
Passing	149	179
Penalty	23	19
3rd Down: Made/Att.	73/199	94/214
4th Down: Made/Att.	6/15	4/12
POSSESSION AVG.	29:55	30:05
TOTAL NET YARDS	4,754	5,336
Avg. Per Game	297.1	333.5
Total Plays	951	986
Avg. Per Play	5.0	5.4
NET YARDS RUSHING	1,489	1,964
Avg. Per Game	93.1	122.8
Total Rushes	430	468
NET YARDS PASSING	3,265	3,372
Avg. Per Game	204.1	210.8
Sacked /Yards Lost	30/171	20/114
Gross Yards	3,436	3,486
Att./Completions	491/271	498/303
Completion Pct.	55.2	60.8
Had Intercepted	16	9
PUNTS/AVERAGE	74/38.6	68/42.7
NET PUNTING AVG.	35.5	34.6
PENALTIES/YARDS	93/805	94/690
FUMBLES/FUMBLES LOST	18/7	21/12
TOUCHDOWNS	26	40
Rushing	8	13
Passing	17	25
Returns	1	2

BY QUARTERS	1	2	3	4	OT	TOT
BUCCANEERS	30	94	35	89	3	251
OPPONENTS	75	142	74	60	0	351

SCORING	TD	R	P	RT	PAT	FG	S	PTS
Husted	0	0	0	0	20/20	23/35	0	89
Rhett	7	7	0	0	0/0	0/0	0	44
C. Wilson	6	0	6	0	0/0	0/0	0	36
Hawkins	5	0	5	0	0/0	0/0	0	30
J. Harris	3	0	3	0	0/0	0/0	0	20
BUCCANEERS	26	8	17	1	20/20	35	0	251
OPPONENTS	40	13	25	2	38/38	23/26	0	351

FIELD GOALS	1/19	20/29	30/39	40/49	50+ LONG
Husted	0/0	8/8	10/12	4/10	1/5
BUCCANEERS	0/0	8/8	10/12	4/10	1/5
OPPONENTS	2/2	10/11	7/7	3/5	1/1

RUSHING	NO.	YDS.	AVG.	LONG	TD
Rhett	284	1,011	3.6	27	7
Workman	79	291	3.7	18	0
Erickson	26	68	2.6	17	1
McDowell	21	58	2.8	8	0
Dilfer	2	27	13.5	15	0
BUCCANEERS	430	1,489	3.5	27	8
OPPONENTS	468	1,964	4.2	85	13

PASSING	ATT.	CMP.	YDS.	CMP%	YDS/ATT	TD	TD%	INT	INT%	LONG	SK/LOST	RTG
Erickson	399	225	2,919	56.4	7.32	16	4.0	10	2.5	71t	22/129	82.5
Dilfer	82	38	433	46.3	5.28	1	1.2	6	7.3	42	8/42	36.3
Weldon	9	7	63	77.8	7.00	0	0.0	0	0.0	27	0/0	95.8
Stryzinski	1	1	21	100.0	21.00	0	0.0	0	0.0	21	0/0	118.8
BUCCANEERS	491	271	3,436	55.2	7.00	17	3.5	16	3.3	71t	30/171	75.2
OPPONENTS	498	303	3,486	60.8	7.00	25	5.0	9	1.8	81t	20/114	91.2

RECEIVING	NO.	YDS.	AVG.	LONG	TD
Dawsey	46	673	14.6	46	1
Hawkins	37	438	11.8	32	5
C. Wilson	31	652	21.0	71t	6
McDowell	29	193	6.7	19	1
J. Harris	26	337	13.0	48t	3
BUCCANEERS	271	3,436	12.7	71t	17
OPPONENTS	303	3,486	11.5	81t	25

INTERCEPTIONS	NO.	YDS.	AVG.	LONG	TD
Nickerson	2	9	4.5	10	0
Mayhew	2	4	2.0	4	0

Five tied with one

BUCCANEERS	9	77	8.6	38	0
OPPONENTS	16	323	20.2	92t	2

TACKLES	SOLO	ASST.	TOTAL
Nickerson	86	36	122
Carter	74	19	93
Bussey	53	19	72
Mayhew	58	11	69
Everett	53	12	65

SACKS	SPECIAL TEAM TACKLES		
Culpepper	4.0	Buckley	9
Curry	3.0	Lynch	8
Dotson	3.0	J. Brady	7
Wheeler	3.0	Bussey	7
K. Wilson	2.5	Marts	7

BUCCANEERS	20.0
OPPONENTS	30.0

PUNTING	NO.	YDS.	AVG.	NET	TB	IN20LG	BK
Stryzinski	72	2,800	38.9	35.9	6	20	53
Husted	2	53	26.5	22.0	0	2	32

BUCCANEERS	74	2,853	38.6	35.6	6	22	53
OPPONENTS	68	2,902	42.7	34.6	15	18	65

PUNT RETURNS	RET.	FC	YDS.	AVG.	LONG	TD
Turner	21	4	218	10.4	80T	1
Hawkins	5	2	28	5.6	9	0
Everett	2	2	2	1.0	1	0

BUCCANEERS	28	8	248	8.9	80t	1
OPPONENTS	19	42	103	5.4	40	0

KICKOFF RETURNS	NO.	YDS.	AVG.	LONG	TD
Turner	43	886	20.6	77	0
C. Wilson	10	251	25.1	41	0
Buckley	8	177	22.1	35	0
R. Green	2	33	16.5	18	0
Culpepper	2	30	15.0	18	0
Moore	2	27	13.5	16	0

BUCCANEERS	70	1,422	20.3	77	0
OPPONENTS	44	941	21.4	57	0

USUAL STARTING LINEUP			
OFFENSE:		DEFENSE:	
WR	85 Courtney Hawkins	LE	72 Chidi Ahanotu
LT	74 Paul Gruber	NT	73 Brad Culpepper
LG	70 Charles McRae	UT	71 Santana Dotson
C	61 Tony Mayberry	RE	75 Eric Curry
RG	62 Ian Beckles	OLB	55 Lonnie Marts
RT	76 Scott Dill	ILB	56 Hardy Nickerson
TE	81 Jackie Harris	OLB	27 Barney Bussey
	86 Tyji Armstrong	LCB	35 Martin Mayhew
WR	84 Charles Wilson	RCB	39 Charles Dimry
QB	7 Craig Erickson	SS	23 Marty Carter
FB	33 Anthony McDowell	FS	22 Thomas Everett
RB	32 Erriett Rhett		
	46 Vince Workman		

1995

RECORD: 7-9 HEAD COACH: SAM WYCHE

DATE	W/L	SCORE	OPPONENT	ATT.
9/3	W	21-6	at Philadelphia	66,266
9/10	L	6-22	at Cleveland	61,083
9/17	L	6-25	CHICAGO	71,507
9/24	W	14-6	WASHINGTON	49,234
10/1	W	20-13	at Carolina	50,076
10/8	W	19-16	CINCINNATI	41,732
10/15	W	20-17 (ot)	MINNESOTA	55,703
10/22	L	21-24	ATLANTA	66,135
10/29	L	7-19	at Houston	31,489
11/2	L	24-27	at Detroit	60,644
11/9	W	17-16	JACKSONVILLE	71,629
11/26	L	13-35	at Green Bay	59,218
12/3	L	17-31	at Minnesota	52,879
12/10	W	13-10 (ot)	GREEN BAY	67,557
12/17	L	10-31	at Chicago	49,475
12/23	L	10-37	DETROIT	50,049

	BUCS	OPP
TOTAL FIRST DOWNS	283	336
Rushing	101	104
Passing	159	202
Penalty	23	30
3rd Down: Made/Att.	68/195	93/211
4th Down: Made/Att.	7/13	4/7
POSSESSION AVG.	28:35	31:25
TOTAL NET YARDS	4,542	5,712
Avg. Per Game	283.9	357.0
Total Plays	961	1031
Avg. Per Play	4.7	5.5
NET YARDS RUSHING	1,587	1,754
Avg. Per Game	99.2	109.6
Total Rushes	398	449
NET YARDS PASSING	2,955	3,958
Avg. Per Game	184.7	247.4
Sacked/Yards Lost	56/386	25/140
Gross Yards	3,341	4,098
Att./Completions	507/267	557/346
Completion Pct.	52.7	62.1
Had Intercepted	20	14
PUNTS/AVERAGE	78/42.3	59/40.0
NET PUNTING AVG.	36.2	32.3
PENALTIES/YARDS	113/882	87/698
FUMBLES/FUMBLES LOST	25/14	26/16
TOUCHDOWNS	26	35
Rushing	19	14
Passing	5	19
Returns	2	2

BY QUARTERS	1	2	3	4	OT	TOT
BUCCANEERS	48	77	36	71	6	238
OPPONENTS	73	106	69	87	0	335

SCORING	TD	R	P	RT	PA2-PT.	FG	S	PTS
Husted	0	0	0	0	25/25	0	19/26	0 82
Rhett	11	11	0	0	0/0	0	0/0	0 66
Ellison	5	5	0	0	0/0	0	0/0	0 30
Difler	2	2	0	0	0/0	0	0/0	0 12
Copeland	2	0	2	0	0/0	0	0/0	0 12
Harper	2	0	2	0	0/0	0	0/0	0 12
BUCCANEERS	26	19	5	2	25/25	0/1	19/26	0 238
OPPONENTS	35	14	19	2	30/31	1/4	31/40	0 335

FIELD GOALS	1/19	20/29	30/39	40/49	50+	LONG
Husted	1/1	5/6	5/7	5/9	3/3	53
BUCCANEERS	1/1	5/6	5/7	5/9	3/3	53
OPPONENTS	2/2	12/13	7/8	8/12	2/5	51

RUSHING	NO.	YDS.	AVG.	LONG	TD
Rhett	332	1,207	3.6	21	11
Ellison	26	218	8.4	75	5
Difler	23	115	5.0	21t	2
Edmonds	5	28	5.6	9	0
Hawkins	4	5	1.3	11	0

BUCCANEERS	398	1,587	4.0	75	19
OPPONENTS	449	1,754	3.9	66t	14

RECEIVING	NO.	YDS.	AVG.	LONG	TD
Harris	62	751	12.1	33	1
Harper	46	633	13.8	49	2
Hawkins	41	493	12.0	47	0
Copeland	35	605	17.3	64t	2
Dawsey	30	372	12.4	26	0

BUCCANEERS	267	3,341	12.5	64t	5
OPPONENTS	346	4,098	11.8	91t	19

INTERCEPTIONS	NO.	YDS.	AVG.	LONG	TD
Mayhew	5	81	16.2	40	0
Lynch	3	3	1.0	3	0

Six tied with one					
BUCCANEERS	14	137	9.8	40	1
OPPONENTS	20	204	10.2	32	0

TACKLES	SOLO	ASST.	TOTAL
Nickerson	89	54	143
Brooks	60	19	79
Dimry	63	14	77
Mayhew	58	17	75
Marts	48	21	69

SACKS	SPECIAL TEAM		
TACKLES			
Dotson	5.0	DuBose	12
Culpepper	4.0	Gant	11
Ahanotu	3.0	Rouse	9
Sapp	3.0	Johnson	8
Sapp	2.0	Buckley	8
Curry	2.0		
McIntosh	2.0		

BUCCANEERS	25.0
OPPONENTS	56.0

PUNTING	NO.	YDS.	AVG.	NET	TB	IN20LG	BK	
Roby	77	3,296	42.8	36.2	7	23	61	1

BUCCANEERS	78	3,296	42.3	36.2	7	23	61	1
OPPONENTS	59	2,358	40.0	32.3	8	12	61	2

PUNT RETURNS	RET.	FC	YDS.	AVG.	LONG	TD
Edmonds	29	10	293	10.1	45	0

BUCCANEERS	29	10	293	10.1	45	0
OPPONENTS	41	11	335	8.2	38	0

KICKOFF RETURNS	NO.	YDS.	AVG.	LONG	TD
Edmonds	58	1,147	19.8	44	0
Ellison	15	261	17.4	33	0
Buckley	2	29	14.5	18	0
Armstrong	1	6	6.0	6	0

BUCCANEERS	76	1,443	19.0	44	0
OPPONENTS	46	856	18.6	37	0

USUAL STARTING LINEUP			
OFFENSE:		DEFENSE:	
WR	82 Alvin Harper	LE	72 Chidi Ahanotu
LT	74 Paul Gruber	NT	77 Mark Wheeler
LG	60 Jim Pyne	UT	71 Santana Dotson
C	61 Tony Mayberry		99 Warren Sapp
RG	62 Ian Beckles	RE	75 Eric Curry
RT	76 Scott Dill	LLB	51 Lonnie Marts
TE	81 Jackie Harris	ILB	56 Hardy Nickerson
WR	80 Lawrence Dawsey	RLB	55 Derrick Brooks
QB	12 Trent Dilfer	LCB	35 Martin Mayhew
FB	83 Dave Moore	RCB	39 Charles Dimry
RB	32 Errict Rhett	SS	47 John Lynch
		DT	27 Barney Bussey
		FS	22 Thomas Everett

PASSING	ATT.	CMP.	YDS.	CMP%	YDS/ATT	TD	TD%	INT	INT%	LONG	SK/LOST	RTG
Difler	415	224	2,774	54.0	6.68	4	1.0	18	4.3	64t	47/331	60.1
Weldon	91	42	519	46.2	5.70	1	1.1	2	2.2	40	9/55	58.8
Roby	1	1	48	100.0	48.00	0	0.0	0	0.0	48	0/0	118.8
BUCCANEERS	507	267	3,341	52.7	6.59	5	1.0	20	3.9	64t	56/386	60.3
OPPONENTS	557	346	4,098	62.1	7.36	19	3.4	14	2.5	91t	25/140	85.4

DATE	W/L	SCORE	OPPONENT	ATT.
9/1	L	3-34	GREEN BAY	54,102
9/8	L	6-21	at Detroit	54,229
9/15	L	23-27	at Denver	71,535
9/22	L	13-17	SEATTLE	30,212
9/29	L	0-27	DETROIT	34,961
10/13	W	24-13	MINNESOTA	32,175
10/20	L	9-13	at Arizona	27,738
10/27	L	7-13	at Green Bay	60,627
11/3	L	10-13	at Chicago	58,727
11/10	W	20-17 (ot)	OAKLAND	45,392
11/17	W	25-17	at San Diego	57,526
11/24	W	13-7	NEW ORLEANS	40,203
12/1	L	0-24	at Carolina	57,623
12/8	W	24-10	WASHINGTON	44,733
12/15	L	10-21	at Minnesota	49,302
12/22	W	34-19	CHICAGO	51,572

	BUCS	OPP
TOTAL FIRST DOWNS	260	296
Rushing	90	114
Passing	152	156
Penalty	18	26
3rd Down: Made/Att.	89/225	87/214
4th Down: Made/Att.	9/24	10/13
POSSESSION AVG.	30:58	29:02
TOTAL NET YARDS	4,316	4,814
Avg. Per Game	269.8	300.9
Total Plays	996	976
Avg. Per Play	4.3	4.9
NET YARDS RUSHING	1,589	1,889
Avg. Per Game	99.3	118.1
Total Rushes	472	438
NET YARDS PASSING	2,727	2,925
Avg. Per Game	170.4	182.8
Sacked/Yards Lost	30/217	35/207
Gross Yards	2,944	3,132
Att./Completions	494/274	503/311
Completion Pct.	55.5	61.8
Had Intercepted	20	17
PUNTS/AVERAGE	71/42.5	74/43.4
NET PUNTING AVG.	37.8	33.1
PENALTIES/YARDS	95/787	101/810
FUMBLES/FUMBLES LOST	28/14	31/12
TOUCHDOWNS	21	34
Rushing	8	13
Passing	12	17
Returns	1	4

BY QUARTERS	1	2	3	4	OT	TOT
BUCCANEERS	46	76	38	58	3	221
OPPONENTS	64	91	71	67	0	293

SCORING	TD	R	P	RT	PAT	2-PT.	FG	S	PTS
Husted	0	0	0	0	18/19	0	25/32	0	93
Alstott	6	3	3	0	0/0	0	0/0	0	36
Rhett	4	3	1	0	0/0	0	0/0	0	24
Moore	3	0	3	0	0/0	0	0/0	0	18
R. Brooks	2	2	0	0	0/0	0	0/0	0	12
Thomas	2	0	2	0	0/0	0	0/0	0	12
BUCCANEERS21	8	12	1	18/19	1/2	25/32	0	221	
OPPONENTS	34	13	17	4	32/32	0/2	19/27	0	293

FIELD GOALS	1/19	20/29	30/39	40/49	50+	LONG
Husted	2/2	7/8	8/11	7/8	1/3	50
BUCCANEERS	2/2	7/8	8/11	7/8	1/3	50
OPPONENTS	0/0	9/10	4/5	6/11	0/1	48

RUSHING	NO.	YDS.	AVG.	LONG	TD
Rhett	176	539	3.1	35	3
Alstott	96	377	3.9	39	3
R. Brooks	112	368	3.3	56	2
Differ	32	124	3.9	19	0
Ellison	35	106	3.0	13	0
BUCCANEERS	472	1,589	3.4	56	8
OPPONENTS	438	1,889	4.3	57	13

PASSING	ATT.	CMP.	YDS.	CMP%	YDS/ATT	TD	TD%	INT	INT%	LONG	SK/LOST	RTG
Differ	482	267	2,859	55.4	5.93	12	2.5	19	3.9	45	28/207	64.8
Weldon	9	5	76	55.6	8.44	0	0.0	1	11.1	42	2/10	44.0
Milanovich	3	2	9	66.7	3.00	0	0.0	0	0.0	8	0/0	70.1
BUCCANEERS494	274	2,944	55.5	5.96	12	2.5	20	4.0	45	30/217	64.4	
OPPONENTS	503	311	3,132	61.8	6.23	17	3.4	17	3.4	63t	35/207	76.7

RECEIVING	NO.	YDS.	AVG.	LONG	TD
Alstott	65	557	8.6	29	3
Hawkins	46	544	11.8	45	1
Thomas	33	427	12.9	31t	2
Harris	30	349	11.6	36	1
Moore	27	237	8.8	23	3
BUCCANEERS	274	2,944	10.7	45	12
OPPONENTS	311	3,132	10.1	63t	17

INTERCEPTIONS	NO.	YDS.	AVG.	LONG	TD
Abraham	5	27	5.4	21	0
Lynch	3	26	8.7	25	0
Johnson	2	24	12.0	24	0
Nickerson	2	24	12.0	17	0
Dimry	2	1	0.5	1	0
BUCCANEERS	17	139	8.2	26	0
OPPONENTS	20	326	16.3	98t	3

TACKLES	SOLO	ASST.	TOTAL
D. Brooks	92	41	133
Nickerson	76	44	120
Lynch	74	29	103
Nickerson	61	19	80
Mayhew	61	16	77

SACKS	SPECIAL TEAM TACKLES		
Sapp	9.0	Legette	19
Marts	7.0	Bouie	15
Ahanotu	5.5	Gant	11
Upshaw	4.0	Gooch	8
Nickerson	3.0	L. Jones	8

BUCCANEERS	35.0
OPPONENTS	30.0

PUNTING	NO.	YDS.	AVG.	NET	TB	IN20LG	BK	
Barnhardt	70	3,015	43.1	37.8	4	24	62	1
BUCCANEERS70	3,015	42.5	37.8	4	24	62	1	
OPPONENTS	74	3,210	43.4	33.1	14	14	63	0

PUNT RETURNS	RET.	FC	YDS.	AVG.	LONG	TD
Williams	13	2	274	21.1	88t	1
Silvan	14	5	113	8.1	17	0
Marshall	13	1	95	7.3	29	0
Hawkins	1	1	-1	-1.0	-1	0
BUCCANEERS	41	9	481	11.7	88t	1
OPPONENTS	38	22	248	6.5	22	0

KICKOFF RETURNS	NO.	YDS.	AVG.	LONG	TD
Silvan	28	626	22.4	54	0
Williams	14	383	27.4	63	0
Marshall	12	264	22.0	37	0
Alstott	1	14	14.0	14	0
Ellison	0	0	0.0	0	0
BUCCANEERS	55	1,287	23.4	63	0
OPPONENTS	51	972	19.1	35	0

USUAL STARTING LINEUP	OFFENSE:	DEFENSE:			
WR	84	Robb Thomas	LE	72	Chidi Ahanotu
LT	74	Paul Gruber	NT	77	Brad Culpepper
LG	60	Jim Pyne	UT	99	Warren Sapp
C	61	Tony Mayberry	RE	91	Regan Upshaw
RG	62	Ian Beckles	LLB	51	Lonnie Marts
RT	79	Doug Riesenbergl	ILB	56	Hardy Nickerson
TE	81	Jackie Harris	RLB	55	Derrick Brooks
WR	85	Courtney Hawkins	LCB	35	Martin Mayhew
QB	12	Trent Duffer	RCB	21	Donnie Abraham
FB	40	Mike Alstott	SS	47	John Lynch
RB	32	Errict Rhett	FS	25	Melvin Johnson

DATE	W/L	SCORE	OPPONENT	ATT.
8/31	W	13-6	SAN FRANCISCO	62,554
9/7	W	24-17	at Detroit	58,234
9/14	W	28-14	at Minnesota	63,697
9/21	W	31-21	MIAMI	73,314
9/28	W	19-18	ARIZONA	53,804
10/5	L	16-21	at Green Bay	60,100
10/12	L	9-27	DETROIT	72,095
10/26	L	6-10	MINNESOTA	66,815
11/2	W	31-28	at Indianapolis	58,512
11/9	W	31-10	at Atlanta	46,018
11/16	W	27-7	NEW ENGLAND	70,479
11/23	L	7-13	at Chicago	43,955
11/30	W	20-8	at New York Giants	68,678
12/7	L	6-17	GREEN BAY	73,523
12/14	L	0-31	at New York Jets	60,122
12/21	W	31-15	CHICAGO	70,930

PLAYOFFS				
12/28	W	20-10	DETROIT	(73,361)
1/4	L	7-21	at Green Bay	(60,327)

	BUCS	OPP
TOTAL FIRST DOWNS	249	265
Rushing	88	96
Passing	134	155
Penalty	27	14
3rd Down: Made/Att.	79/204	75/220
4th Down: Made/Att.	5/14	11/17
POSSESSION AVG.	29:22	30:38
TOTAL NET YARDS	4,376	4,628
Avg. Per Game	273.5	289.3
Total Plays	915	981
Avg. Per Play	4.8	4.7
NET YARDS RUSHING	1,934	1,617
Avg. Per Game	120.9	101.1
Total Rushes	479	420
NET YARDS PASSING	2,442	3,011
Avg. Per Game	152.6	188.2
Sacked /Yards Lost	32/196	44/331
Gross Yards	2,638	3,342
Att./Completions	404/224	518/325
Completion Pct.	55.4	62.7
Had Intercepted	12	13
PUNTS/AVERAGE	84/42.6	88/41.6
NET PUNTING AVG.	35.4	31.7
PENALTIES/YARDS	77/660	93/814
FUMBLES/FUMBLES LOST	31/11	21/12
TOUCHDOWNS	38	29
Rushing	15	10
Passing	21	13
Returns	2	6

BY QUARTERS	1	2	3	4	OT	TOT
BUCANEERS	73	78	65	83	0	299
OPPONENTS	36	85	76	66	0	263

SCORING	TD	R	P	RT	PAT	2-PT.	FG	S	PTS
Husted	0	0	0	0	32/35	0	13/17	0	71
Alstott	10	7	3	0	0/0	0	0/0	0	60
Dunn	7	4	3	0	0/0	0	0/0	0	42
Williams	5	0	4	1	0/0	0	0/0	0	30
Anthony	4	0	4	0	0/0	0	0/0	0	24
Moore	4	0	4	0	0/0	0	0/0	0	24
BUCANEERS	38	15	21	2	32/35	0/3	13/17	0	299
OPPONENTS	29	10	13	6	25/25	4/4	18/29	1	263

FIELD GOALS	1/19	20/29	30/39	40/49	50+	LONG
Husted	0/0	5/5	2/3	5/6	1/3	54
BUCANEERS	0/0	5/5	2/3	5/6	1/3	54
OPPONENTS	0/0	5/5	9/13	4/10	0/1	48

PASSING	ATT.	CMP.	YDS.	CMP%	YDS/ATT	TD	TD%	INT	INT%	LONG	SK/LOST	RTG
Differ	386	217	2,555	56.2	6.62	21	5.4	11	2.8	59t	32/196	82.8
Walsh	17	6	58	35.3	3.41	0	0.0	1	5.9	38	0/0	21.2
Barnhardt	1	1	25	100.0	25.00	0	0.0	0	0.0	25	0/0	118.8
BUCANEERS	404	224	2,638	55.4	6.53	21	5.2	12	3.0	59t	32/196	80.4
OPPONENTS	518	325	3,342	62.7	6.45	13	2.5	13	2.5	79	44/331	79.2

RUSHING	NO.	YDS.	AVG.	LONG	TD
Dunn	224	978	4.4	76	4
Alstott	176	665	3.8	47	7
Differ	33	99	3.0	17	1
Rhett	31	96	3.1	21	3
Anthony	5	84	16.8	26	0

BUCANEERS	479	1,934	4.0	76	15
OPPONENTS	420	1,617	3.9	82t	10

RECEIVING	NO.	YDS.	AVG.	LONG	TD
Dunn	39	462	11.8	59t	3
Anthony	35	448	12.8	38t	4
Williams	33	486	14.7	55	4
Copeland	33	431	13.1	49	1
Alstott	23	178	7.7	26	3

BUCANEERS	224	2,638	11.8	59t	21
OPPONENTS	325	3,342	10.3	79	13

INTERCEPTIONS	NO.	YDS.	AVG.	LONG	TD
Abraham	5	16	3.2	16	0
Lynch	2	28	14.0	28	0
Brooks	2	13	6.5	13	0

Four tied with one					
BUCANEERS	13	95	7.3	14	0
OPPONENTS	12	370	30.8	77t	4

TACKLES	SOLO	ASST.	TOTAL
Nickerson	108	86	194
Brooks	118	64	182
Lynch	75	79	154
Culpepper	42	38	80
Parker	46	29	75

SACKS	SPECIAL TEAM TACKLES			
Sapp	10.5	Quarles		16
Ahanotu	10.0	Legette		14
Culpepper	8.5	Bouie		11
Upshaw	7.5	Gooch		10
Jackson	2.5	Johnson		9

BUCANEERS	44.0
OPPONENTS	32.0

PUNTING	NO.	YDS.	AVG.	NET	TB	IN20	LG	BK
Landeta	54	2,274	42.1	34.1	6	15	74	1
Barnhardt	29	1,304	45.0	39.1	3	12	61	0
BUCANEERS	84	3,578	42.6	35.4	9	27	74	1
OPPONENTS	88	3,661	41.6	31.7	8	20	65	2

PUNT RETURNS	RET.	FC	YDS.	AVG.	LONG	TD
Williams	46	12	597	13.0	63	1
Dunn	5	0	48	9.6	25	0

BUCANEERS	51	12	645	12.6	63	1
OPPONENTS	42	16	388	9.2	57	0

KICKOFF RETURNS	NO.	YDS.	AVG.	LONG	TD
Anthony	25	592	23.7	51	0
Williams	15	277	18.5	28	0
Dunn	6	129	21.5	30	0
Ellison	2	61	30.5	49	0
Rhett	1	16	16.0	16	0
Alstott	1	0	0.0	0	0
White	1	0	0.0	0	0

BUCANEERS	51	1,075	21.1	51	0
OPPONENTS	44	957	21.8	101t	1

USUAL STARTING LINEUP			
OFFENSE:	DEFENSE:		
WR 85	Reidel Anthony	LE 72	Chidi Ahanotu
LT 74	Paul Gruber	NT 77	Brad Culpepper
LG 60	Jim Pyne	UT 99	Warren Sapp
C 61	Tony Mayberry	RE 91	Regan Upshaw
RG 64	Jorge Diaz	SLB 59	Rufus Porter
RT 70	Jason Odom	ILB 56	Hardy Nickerson
TE 81	Jackie Harris	WLB 55	Derrick Brooks
WR 88	Horace Copeland	LCB 21	Donnie Abraham
QB 12	Trent Dilfer	RCB 27	Anthony Parker
FB 40	Mike Alstott	SS 47	John Lynch
RB 28	Warrick Dunn	FS 22	Charles Mincy

DATE	W/L	SCORE	OPPONENT	ATT.
9/6	L	7-31	at Minnesota	62,538
9/13	L	15-23	at Green Bay	60,124
9/20	W	27-15	CHICAGO	64,328
9/28	L	6-27	at Detroit	74,724
10/4	W	20-3	N.Y. GIANTS	64,989
10/18	W	16-13	CAROLINA	63,600
10/25	L	3-9	at New Orleans	52,695
11/1	W	27-24	MINNESOTA	64,979
11/8	L	22-31	TENNESSEE	65,054
11/15	L	24-29	at Jacksonville	72,974
11/22	L	25-28	DETROIT	64,265
11/29	W	31-17	at Chicago	51,938
12/7	W	24-22	GREEN BAY	65,497
12/13	W	16-3	PITTSBURGH	65,335
12/19	L	16-20	at Washington	66,309
12/27	W	35-0	at Cincinnati	49,826

	BUCS	OPP
TOTAL FIRST DOWNS	262	244
Rushing	111	75
Passing	139	148
Penalty	12	21
3rd Down: Made/Att.	93/230	64/202
4th Down: Made/Att.	6/14	3/14
POSSESSION AVG.	31:58	28:02
TOTAL NET YARDS	4,754	4,345
Avg. Per Game	297.1	271.6
Total Plays	1000	925
Avg. Per Play	4.8	4.7
NET YARDS RUSHING	2,148	1,583
Avg. Per Game	134.3	98.9
Total Rushes	523	415
NET YARDS PASSING	2,606	2,762
Avg. Per Game	162.9	172.6
Sacked /Yards Lost	28/181	37/252
Gross Yards	2,787	3,014
Att./Completions	449/234	473/274
Completion Pct.	52.1	57.9
Had Intercepted	18	12
PUNTS/AVERAGE	81/41.2	87/42.0
NET PUNTING YARDS	35.3	34.4
PENALTIES/YARDS	99/840	88/669
FUMBLES/FUMBLES LOST	23/13	28/14
TOUCHDOWNS	36	31
Rushing	12	12
Passing	21	15
Returns	3	4

BY QUARTERS	1	2	3	4	OT	TOT
BUCCANEERS	61	101	49	103	0	314
OPPONENTS	78	71	57	89	0	295

SCORING	TD	R	P	RT	PAT	2-PT.	FG	S	PTS
Husted	0	0	0	0	29-30	0	21-28	0	92
Alstott	9	8	1	0	0-0	0	0-0	0	54
Anthony	7	0	7	0	0-0	1	0-0	0	44
Moore	4	0	4	0	0-0	0	0-0	0	24
Green	3	0	2	1	0-0	0	0-0	0	18
Dilfer	2	2	0	0	0-0	0	0-0	0	12
Dunn	2	2	0	0	0-0	0	0-0	0	12
Emanuel	2	0	2	0	0-0	0	0-0	0	12
BUCCANEERS	36	12	3	29-30	3-6	21-28	0	314	
OPPONENTS	31	12	15	4	29-29	0-2	26-30	1	295

FIELD GOALS	1/19	20/29	30/39	40/49	50+	LONG
Husted	0-1	7-7	8-12	5-7	1-1	52
BUCCANEERS	0-1	7-7	8-12	5-7	1-1	52
OPPONENTS	0-0	10-11	8-8	5-8	3-3	53

PASSING	ATT.	CMP.	YDS.	CMP%	YDS/ATT	TD	TD%	INT	INT%	LONG	SK/LOST	RTG
Dilfer	429	225	2,729	52.4	6.36	21	4.9	15	3.5	79t	27/172	74.0
Walsh	19	9	58	47.4	3.05	0	0.0	3	15.8	12	1/9	14.7
Alstott	1	0	0	0.0	0.00	0	0.0	0	0.0	0	0/0	39.6
BUCCANEERS	449	234	2,787	52.1	6.21	21	4.7	18	4.0	79t	28/181	70.3
OPPONENTS	473	274	3,014	57.9	6.37	15	3.2	12	4.5	61	37/252	76.9

RUSHING	NO.	YDS.	AVG.	LONG	TD
Dunn	245	1,026	4.2	50	2
Alstott	215	846	3.9	37	8
Dilfer	40	141	3.5	17	2
Anthony	4	43	10.8	32	0
BUCCANEERS	523	2,148	4.1	50	12
OPPONENTS	415	1,583	3.8	71t	12

RECEIVING	NO.	YDS.	AVG.	LONG	TD
Anthony	51	708	13.9	59t	7
Dunn	44	344	7.8	38t	4
Emanuel	41	636	15.5	55	4
Moore	24	255	10.6	49	1
Alstott	22	152	6.9	26	3
BUCCANEERS	234	2,787	11.9	79t	21
OPPONENTS	274	3,014	11.0	61	15

INTERCEPTIONS	NO.	YDS.	AVG.	LONG	TD
Mincy	4	58	14.5	22t	1
Barber	2	67	33.5	56	0
Lynch	2	29	14.5	17	0
Four tied with	1				
BUCCANEERS	12	212	17.7	56	1
OPPONENTS	18	192	10.7	38	2

TACKLES	SOLO	ASST.	TOTAL
Brooks	134	55	189
Lynch	55	52	107
Mincy	51	44	95
Nickerson	50	44	94
Culpepper	38	43	81

SACKS	SPECIAL TEAM TACKLES		
Culpepper	9.0	Quarles	20
Sapp	7.0	Ellison	16
Upshaw	7.0	Barber	12
Barber	3.0	Bouie	10
Jackson	3.0	Gooch	9
BUCCANEERS	37.0		
Opponents	28.0		

PUNTING	NO.	YDS.	AVG.	NET	TB	IN20LG	BK
Barnhardt	81	3,340	41.2	35.3	9	19	55
BUCCANEERS	81	3,340	41.2	35.3	9	19	55
OPPONENTS	87	3,655	42.0	34.4	5	29	71

PUNT RETURNS	RET.	FC	YDS.	AVG.	LONG	TD
Green	30	9	453	15.1	95t	1
Williams	10	6	83	8.3	18	0
Barber	1	0	23	23.0	23t	1
BUCCANEERS	41	15	559	13.6	95t	2
OPPONENTS	38	23	302	7.9	93t	1

KICKOFF RETURNS	NO.	YDS.	AVG.	LONG	TD
Anthony	46	1,118	24.3	60	0
Green	10	229	22.9	44	0
Dunn	1	25	25.0	25	0
Ellison	1	19	19.0	19	0
Alstott	1	8	8.0	8	0
BUCCANEERS	59	1,399	23.7	60	0
OPPONENTS	62	1,333	21.5	105t	1

USUAL STARTING LINEUP					
OFFENSE:	DEFENSE:				
WR	85	Reidel Anthony	LE	97	Tyoka Jackson
LT	74	Paul Gruber	NT	77	Brad Culpepper
LG	64	Jorge Diaz	DT	99	Warren Sapp
C	61	Tony Mayberry	RE	91	Regan Upshaw
RG	73	Frank Middleton	SLB	50	Jeff Gooch
RT	70	Jason Odum	MLB	56	Hardy Nickerson
TE	83	Dave Moore	WLB	55	Derrick Brooks
WR	87	Bert Emanuel	LCB	21	Donnie Abraham
QB	12	Trent Dilfer	RCB	20	Ronde Barber
FB	40	Mike Alstott	SS	47	John Lynch
RB	28	Warrick Dunn	FS	22	Charles Mincy

FRONT OFFICE
PLAYERS
2019 REVIEW
HISTORY
RECORDS
SIDELINES

1999

RECORD: 11-5 HEAD COACH: TONY DUNGY

DATE	W/L	SCORE	OPPONENT	ATT.
9/12	L	13-17	N.Y. GIANTS	65,026
9/19	W	19-5	at Philadelphia	64,285
9/26	W	13-10	DENVER	65,297
10/3	L	14-21	at Minnesota	64,106
10/10	L	23-26	at Green Bay	59,868
10/24	W	6-3	CHICAGO	65,283
10/31	L	3-20	at Detroit	63,135
11/7	W	31-16	at New Orleans	47,129
11/14	W	17-10	KANSAS CITY	64,927
11/21	W	19-10	ATLANTA	65,158
11/28	W	16-3	at Seattle	66,314
12/6	W	24-17	MINNESOTA	65,741
12/12	W	23-16	DETROIT	65,536
12/19	L	0-45	at Oakland	46,395
12/26	W	29-10	GREEN BAY	65,723
1/2	W	20-6	at Chicago	66,944

PLAYOFFS

1/15	W	14-13	WASHINGTON	65,835
1/23	L	6-11	at St. Louis	66,496

	BUCS	OPP
TOTAL FIRST DOWNS	245	228
Rushing	97	75
Passing	132	144
Penalty	16	9
3rd Down: Made/Att.	81/230	75/232
4th Down: Made/Att.	7/15	4/13
POSSESSION AVG.	32:11	27:49
TOTAL NET YARDS	4,254	4,280
Avg. Per Game	265.9	267.5
Total Plays	991	977
Avg. Per Play	4.3	4.4
NET YARDS RUSHING	1,776	1,407
Avg. Per Game	111.0	87.9
Total Rushes	502	361
NET YARDS PASSING	2,478	2,873
Avg. Per Game	154.9	179.6
Sacked/Yards Lost	42/303	43/291
Gross Yards	2,781	3,164
Att./Completions	447/268	573/302
Completion Pct.	60.0	52.7
Had Intercepted	16	21
PUNTS/AVERAGE	90/43.1	101/41.1
NET PUNTING AVERAGE	37.4	35.4
PENALTIES/YARDS	75/583	88/727
FUMBLES/FUMBLES LOST	25/19	23/10
TOUCHDOWNS	27	23
Rushing	7	8
Passing	18	11
Returns	2	4

BY QUARTERS	1	2	3	4	OT	TOT
BUCCANEERS	34	106	42	88	0	270
OPPONENTS	89	47	44	55	0	235

SCORING	TD	R	P	RT	PAT	2-PT.	FG	S	PTS
Gramatica	0	0	0	0	25-25	0	27-32	0	106
Alstott	9	7	2	0	0-0	0	0-0	0	54
Moore	5	0	5	0	0-0	0	0-0	0	30
Green	3	0	3	0	0-0	0	0-0	0	18
Abraham	2	0	0	2	0-0	0	0-0	0	12
Dunn	2	0	2	0	0-0	0	0-0	0	12
BUCCANEERS	27	7	18	2	25-25	0-2	27-32	1	270
OPPONENTS	23	8	11	4	23-23	0-0	24-31	1	235

FIELD GOALS	1/19	20/29	30/39	40/49	50+	LONG
Gramatica	0-0	8-8	10-12	6-8	3-4	53
BUCCANEERS	0-0	8-8	10-12	6-8	3-4	53
OPPONENTS	0-0	8-9	9-10	6-10	1-2	50

RUSHING	NO.	YDS.	AVG.	LONG	TD
Alstott	242	949	3.9	30	7
Dunn	195	616	3.2	33	0
Dilfer	35	144	4.1	28	0
King	16	38	2.1	8	0
Abdullah	5	12	2.4	10	0
Green	3	8	2.7	15	0
Zeiler	3	7	2.3	8	0
Anthony	1	2	2.0	2	0
Mayberry	0	0	0.0	0	0
BUCCANEERS	502	1,776	3.5	33	7
OPPONENTS	361	1,407	3.9	75t	8

PASSING	ATT.	CMP.	YDS.	CMP%	YDS/ATT	TD	TD%	INT	INT%	LONG	SK/LOST	RTG
Dilfer	244	146	1,619	59.8	6.64	11	4.5	11	4.5	62t	26/189	75.8
King	146	89	875	61.0	5.99	7	4.8	4	2.7	68	11/78	82.4
Zeiler	55	32	270	58.2	4.91	0	0.0	1	1.8	38	5/36	63.4
Royals	2	1	17	50.0	8.50	0	0.0	0	0.0	0	0/0	79.2
BUCCANEERS	447	268	2,781	60.0	6.22	18	4.0	16	3.6	68	42/303	76.5
OPPONENTS	573	302	3,164	52.7	5.52	11	1.9	21	3.7	61t	43/291	60.1

RECEIVING	NO.	YDS.	AVG.	LONG	TD
Dunn	64	589	9.2	68	2
Green	56	791	14.1	62t	3
Anthony	30	296	9.9	30	1
Alstott	27	239	8.9	24	2
Moore	23	276	12.0	35t	5
Emanuel	22	238	10.8	39	1
Williams	21	176	8.4	14	0
BUCCANEERS	268	2,781	10.4	68	18
OPPONENTS	302	3,164	10.5	61t	11

INTERCEPTIONS	NO.	YDS.	AVG.	LONG	TD
Abraham	7	115	16.4	55t	2
Brooks	4	61	15.3	38	0
Barber	2	60	30.0	43	0
Robinson	2	36	18.0	36	0
Lynch	2	32	16.0	28	0
Nickerson	2	18	9.0	18	0
Kelly	1	26	26.0	26	0
Singleton	1	7	7.0	7	0
BUCCANEERS	21	355	16.9	55t	2
OPPONENTS	16	144	9.0	37	1

TACKLES	SOLO	ASST.	TOTAL
Brooks	122	58	180
Nickerson	70	71	141
Lynch	68	60	128
Robinson	48	47	95
Barber	49	25	74
Abraham	38	36	74

SACKS	SPECIAL TEAM TACKLES
Sapp	12.5 Quarles
Jones	7.0 D. Davis
Ahanotu	6.5 Gooch
Culpepper	6.0 Smith

BUCCANEERS	43.0
Opponents	42.0

PUNTING	NO.	YDS.	AVG.	NET	TB	IN20LG	BK
Royals	90	3,882	43.1	37.4	8	23	66
BUCCANEERS	90	3,882	43.1	37.4	8	23	66
OPPONENTS	101	4,150	41.1	35.4	11	27	61

PUNT RETURNS	RET.	FC	YDS.	AVG.	LONG	TD
Green	23	14	204	8.9	31	0
Williams	20	12	153	7.7	30	0
BUCCANEERS	43	26	357	8.3	31	0
OPPONENTS	49	13	360	7.3	31	0

KICKOFF RETURNS	NO.	YDS.	AVG.	LONG	TD
Anthony	21	434	20.7	39	0
Murphy	14	307	21.9	55	0
Green	10	185	18.5	29	0
Dunn	8	156	19.5	34	0
Alstott	1	19	19.0	19	0
Williams	1	15	15.0	15	0
BUCCANEERS	55	1,116	20.3	55	0
OPPONENTS	61	1,074	17.6	36	0

USUAL STARTING LINEUP	OFFENSE:	DEFENSE:	
WR	81 Jacquze Green	LE	72 Chidi Ahanotu
LT	74 Paul Gruber	NT	77 Brad Culpepper
LG	64 Jorge Diaz	DT	99 Warren Sapp
C	61 Tony Mayberry	RE	94 Steve White
RG	73 Frank Middleton	SLB	53 Shelton Quarles
RT	71 Jerry Wunsch	MLB	56 Hardy Nickerson
TE	83 Dave Moore	WLB	55 Derrick Brooks
WR	87 Bert Emanuel	LCB	21 Donnie Abraham
QB	10 Shaun King	RCB	20 Ronde Barber
FB	40 Mike Alstott	SS	47 John Lynch
RB	28 Warrick Dunn	FS	24 Damien Robinson

DATE	W/L	SCORE	OPPONENT	ATT.
9/3	W	21-16	at New England	60,292
9/10	W	41-0	CHICAGO	65,569
9/17	W	31-10	at Detroit	76,928
9/24	L	17-21	NEW YORK JETS	65,619
10/1	L	17-20 (ot)	at Washington	83,532
10/9	L	23-30	at Minnesota	64,162
10/19	L	14-28	DETROIT	65,557
10/29	W	41-13	MINNESOTA	65,589
11/5	W	27-14	at Atlanta	70,097
11/12	W	20-15	GREEN BAY	65,621
11/19	L	10-13	at Chicago	66,944
11/26	W	31-17	BUFFALO	65,546
12/3	W	27-7	DALLAS	65,621
12/10	W	16-13	at Miami	74,307
12/18	W	38-35	ST. LOUIS	65,653
12/24	L	14-17 (ot)	at Green Bay	59,692
PLAYOFFS				
12/31	L	3-21	at Philadelphia	65,813

	BUCS	OPP
TOTAL FIRST DOWNS	275	283
Rushing	111	84
Passing	144	180
Penalty	20	19
3rd Down: Made/Att.	66/198 (33.3%)	74/225 (32.9%)
4th Down: Made/Att.	5/12 (41.7%)	12/20 (60.0%)
POSSESSION AVG.	29:38	30:22
TOTAL NET YARDS	4,649	4,800
Avg. Per Game	290.6	300.0
Total Plays	961	1047
Avg. Per Play	4.8	4.6
NET YARDS RUSHING	2,066	1,648
Avg. Per Game	129.1	103.0
Total Rushes	490	398
NET YARDS PASSING	2,583	3,152
Avg. Per Game	161.4	197.0
Sacked/Yards Lost	38/241	55/332
Gross Yards	2,824	3,484
Att./Completions	433/237	594/339
Completion Pct.	54.7	57.1
Had Intercepted	13	25
PUNTS/AVERAGE	85/41.8	89/40.0
NET PUNTING AVERAGE	35.1	33.5
PENALTIES/YARDS	82/702	95/688
FUMBLES/FUMBLES LOST	16/11	26/16
TOUCHDOWNS	43	29
Rushing	18	12
Passing	18	15
Returns	7	2

BY QUARTERS	1	2	3	4	OT	TOT
BUCCANEERS	88	131	60	109	0	388
OPPONENTS	39	79	53	92	6	269

SCORING	TD	R	P	RT	PAT	2-PT.	FG	S	PTS
Gramatica	0	0	0	0	42-42	0	28-34	0	126
Dunn	9	8	1	0	0-0	0	0-0	0	54
Johnson	8	0	8	0	0-0	0	0-0	0	48
King	5	5	0	0	0-0	1	0-0	0	32
Alstott	5	5	0	0	0-0	0	0-0	0	30
Anthony	4	0	4	0	0-0	0	0-0	0	24
Moore	3	0	3	0	0-0	0	0-0	0	18
Barber	2	0	0	2	0-0	0	0-0	0	12

BUCCANEERS	43	18	7	42	42	1-1	28-34	1	388
OPPONENTS	29	12	15	2	25-25	2-4	22-32	0	269

FIELD GOALS	1/19	20/29	30/39	40/49	50+ LONG
Gramatica	0-0	8-8	8-10	7-9	5-7
BUCCANEERS	0-0	8-8	8-10	7-9	5-7
OPPONENTS	1-1	6-6	8-12	6-9	1-4

RUSHING	NO.	YDS.	AVG.	LONG	TD
Dunn	248	1,133	4.6	70t	8
Alstott	131	465	3.5	20t	5
King	73	353	4.8	19	5
Abdullah	16	70	4.4	19	0
Stecker	12	31	2.6	14	0

BUCCANEERS	490	2,066	4.2	70t	18
OPPONENTS	398	1,648	4.1	50t	12

RECEIVING	NO.	YDS.	AVG.	LONG	TD
Johnson	71	874	12.3	38	8
Green	51	773	15.2	75	1
Dunn	44	422	9.6	45	1
Moore	29	288	9.9	28	3
Anthony	15	232	15.5	46t	4
Alstott	13	93	7.2	21	0

BUCCANEERS	237	2,824	11.9	75	18
OPPONENTS	339	3,484	10.3	72t	15

INTERCEPTIONS	NO.	YDS.	AVG.	LONG	TD
Abraham	7	82	11.7	23	0
Robinson	6	1	0.2	1	0
Duncan	4	55	13.8	31t	1
Lynch	3	43	14.3	36	0
Barber	2	46	23.0	37t	1
Brooks	1	34	34.0	34t	1
Kelly	1	9	9.0	9t	1
Quarles	1	5	5.0	5	0

BUCCANEERS	25	275	11.0	37t	4
OPPONENTS	13	155	11.9	60	1

TACKLES	SOLO	ASST.	TOTAL
Brooks	130	49	179
Lynch	66	44	110
Robinson	56	48	104
Barber	65	32	97
Duncan	59	38	97

SACKS	SPECIAL TEAM TACKLES		
Sapp	16.5	Gooch	23
Jones	13.0	D. Davis	21
McFarland	6.5	D. Jackson	20
Barber	5.5	Abdullah	16

BUCCANEERS	55.0
Opponents	38.0

PUNTING	NO.	YDS.	AVG.	NET	TB	IN20LG	BK
Royals	85	3,551	41.8	35.1	8	17	63

BUCCANEERS	85	3,551	41.8	35.1	8	17	63
OPPONENTS	89	3,556	40.0	33.5	12	24	64

PUNT RETURNS	RET.	FC	YDS.	AVG.	LONG	TD
Williams	31	18	286	9.2	73t	1
Hastings	5	1	50	10.0	16	0
Green	2	0	1	0.5	1	0

BUCCANEERS	39	19	337	8.6	73t	1
OPPONENTS	41	24	408	10.0	66t	1

KICKOFF RETURNS	NO.	YDS.	AVG.	LONG	TD
Stecker	29	663	22.9	48	0
Williams	19	453	23.8	41	0
Anthony	3	88	29.3	45	0
Murphy	2	24	12.0	19	0
Abdullah	1	16	16.0	16	0

BUCCANEERS	55	1,255	22.8	48	0
OPPONENTS	74	1,688	22.8	70	0

USUAL STARTING LINEUP					
OFFENSE:		DEFENSE:			
WR	81	Jacquez Green	LE	72	Chidi Ahanotu
LT	69	Pete Pierson	NT	92	Anthony McFarland
LG	64	Randall McDaniel	DT	99	Warren Sapp
C	62	Jeff Christy	RE	78	Marcus Jones
RG	73	Frank Middleton	SLB	53	Shelton Quarles
RT	71	Jerry Wunsch	MLB	59	Jamie Duncan
TE	83	Dave Moore	WLB	55	Derrick Brooks
WR	19	Keyshawn Johnson	LCB	21	Donnie Abraham
QB	10	Shaun King	RCB	20	Ronde Barber
FB	40	Mike Alstott	SS	47	John Lynch
RB	28	Warrick Dunn	FS	24	Damien Robinson

PASSING	ATT.	CMP.	YDS.	CMP%	YDS/ATT	TD	TD%	INT	INT%	LONG	SK/LOST	RTG
King	428	233	2,769	54.4	6.47	18	4.2	13	3.0	75	37/240	75.8
Royals	1	1	36	100.0	36.00	0	0.0	0	0.0	36	0/0	118.8
Zaier	3	3	19	100.0	6.33	0	0.0	0	0.0	14	0/0	93.1
Alstott	1	0	0	0.0	0.00	0	0.0	0	0.0	0	0/0	39.6
Hamilton	0	0	0	-	-	0	-	0	-	0	1/1	-
BUCCANEERS	433	237	2,824	54.7	6.52	18	4.2	13	3.0	75	38/241	76.2
OPPONENTS	594	339	3,484	57.1	5.87	15	2.5	25	4.2	72t	55/332	65.0

DATE	W/L	SCORE	OPPONENT	ATT.
9/9	W	10-6	at Dallas	61,521
9/30	L	16-20	at Minnesota	64,105
10/7	W	14-10	GREEN BAY	65,510
10/14	L	28-31 (ot)	at Tennessee	68,798
10/21	L	10-17	PITTSBURGH	65,588
10/28	W	41-14	MINNESOTA	65,558
11/4	L	20-21	at Green Bay	59,861
11/11	W	20-17	at Detroit	74,268
11/18	L	24-27	CHICAGO	65,612
11/26	W	24-17	at St. Louis	66,198
12/2	W	16-13 (ot)	at Cincinnati	52,135
12/9	W	15-12	DETROIT	65,514
12/16	L	3-27	at Chicago	66,944
12/23	W	48-21	NEW ORLEANS	65,526
12/29	W	22-10	BALTIMORE	65,619
1/6	L	13-17	PHILADELPHIA	65,541
PLAYOFFS				
1/12	L	9-31	at Philadelphia	65,847

	BUCS	OPP
TOTAL FIRST DOWNS	298	262
Rushing	84	86
Passing	189	156
Penalty	25	20
3rd Down: Made/Att. (36.1%)	80/228 (35.1%)	78/216

4th Down: Made/Att.	11/17 (64.7%)	4/13 (30.8%)
POSSESSION AVG.	31:40	28:20
TOTAL NET YARDS	4,694	4,653
Avg. Per Game	293.4	290.8
Total Plays	1,046	950
Avg. Per Play	4.5	4.9
NET YARDS RUSHING	1,371	1,702
Avg. Per Game	85.7	106.4
Total Rushes	407	415
NET YARDS PASSING	3,323	2,951
Avg. Per Game	207.7	184.4
Sacked/Yards Lost	47/298	42/272
Gross Yards	3,621	3,223
Att./Completions	592/362	493/273
Completion Pct.	61.1	55.4
Had Intercepted	12	28
PUNTS/AVERAGE	83/40.7	78/41.5
NET PUNTING AVERAGE	34.2	34.3
PENALTIES/YARDS	77/672	91/742
FUMBLES/FUMBLES LOST	20/10	22/11
TOUCHDOWNS	34	29
Rushing	17	8
Passing	13	20
Returns	4	1

BY QUARTERS	1	2	3	4	OT	TOT
BUCCANEERS	39	130	50	102	3	324
OPPONENTS	33	63	86	95	3	280

SCORING	TD	R	P	RT	PAT	2-PT.	FG	S	PTS
Gramatica	0	0	0	0	28-28	0	23-29	0	97
Alstott	11	10	1	0	0-0	2	0-0	0	70
Dunn	6	3	3	0	0-0	0	0-0	0	36
Moore	4	4	0	0	0-0	0	0-0	0	24
B. Johnson	3	3	0	0	0-0	0	0-0	0	18
Brien	0	0	0	0	2-2	0	5-6	0	17
Stecker	2	1	1	0	0-0	0	0-0	0	12
Williams	2	0	1	0	0-0	0	0-0	0	12
BUCCANEERS	34	17	13	4	30-30	3-4	28-35	0	324
OPPONENTS	29	8	20	1	25-25	3-4	25-29	0	280

FIELD GOALS	1/19	20/29	30/39	40/49	50+ LONG	
Gramatica	0-0	9-10	9-9	5-7	0-3	49
Brien	0-0	2-2	1-1	2-3	0-0	42
BUCCANEERS	0-0	11-12	10-10	7-10	0-3	49
OPPONENTS	0-0	7-7	6-7	11-13	1-2	50

RUSHING	NO.	YDS.	AVG.	LONG	TD
Alstott	165	680	4.1	39t	10
Dunn	158	447	2.8	21t	3
B. Johnson	39	120	3.1	21	3
Stecker	24	72	3.0	17	1
Abdullah	11	40	3.6	12	0
BUCCANEERS	407	1,371	3.4	39t	17
OPPONENTS	415	1,702	4.1	63t	8

RECEIVING	NO.	YDS.	AVG.	LONG	TD
K. Johnson	106	1,266	11.9	47	1
Dunn	68	557	8.2	31	3
Green	36	402	11.2	35	1
Moore	35	285	8.1	29	4
Alstott	35	231	6.6	19t	1
Williams	24	314	13.1	42	1
BUCCANEERS	362	3,621	10.0	47	13
OPPONENTS	273	3,223	11.8	67t	20

INTERCEPTIONS	NO.	YDS.	AVG.	LONG	TD
Barber	10	86	8.6	36t	1
Abraham	6	98	16.3	46	0
Jackson	4	42	10.5	29	0
Brooks	3	65	21.7	53	0
Lynch	3	21	7.0	15	0
Quarles	1	98	98.0	98t	1
Duncan	1	9	9.0	9	0
BUCCANEERS	28	419	15.0	98t	2
OPPONENTS	12	74	6.2	25	0

TACKLES	SOLO	ASST.	TOTAL
Brooks	110	55	165
Duncan	79	51	130
Lynch	70	35	105
Barber	64	27	91
Jackson	52	26	78

SACKS	SPECIAL TEAM TACKLES		
Rice	11.0	Smith	22
Sapp	6.0	Abdullah	21
White	5.0	Gooch	16
McFarland	3.5	Howell	12
Jones	3.0	Yoder	12

BUCCANEERS	42.0
Opponents	47.0

PUNTING	NO.	YDS.	AVG.	NET	TB	IN20LG	BK	
Royals	83	3,382	40.7	34.2	8	26	61	0
BUCCANEERS	83	3,382	40.7	34.2	8	26	61	0
OPPONENTS	78	3,234	41.5	34.3	8	19	58	2

PUNT RETURNS	RET.	FC	YDS.	AVG.	LONG	TD
Williams	35	13	366	105.5	84t	1
Anthony	3	1	12	4.0	7	0
Jackson	0	0	18	-	18	0
BUCCANEERS	38	14	396	10.4	84t	1
OPPONENTS	44	12	380	8.6	55t	1

KICKOFF RETURNS	NO.	YDS.	AVG.	LONG	TD
Murphy	20	445	22.3	39	0
Smith	16	355	22.2	45	0
Stecker	9	259	28.8	86	0
Abdullah	5	92	18.4	29	0
BUCCANEERS	54	1,208	22.4	86	0
OPPONENTS	63	1,321	21.0	77	0

USUAL STARTING LINEUP			
OFFENSE:		DEFENSE:	
WR	81 Jacques Green	LE	78 Marcus Jones
LT	67 Kenyatta Walker	NT	92 Anthony McFarland
LG	64 Randall McDaniel	DT	99 Warren Sapp
C	62 Jeff Christy	RE	97 Simeon Rice
RG	60 Casey Coleman	SLB	53 Shelton Quarles
RT	71 Jerry Wunsch	MLB	59 Jamie Duncan
TE	83 Dave Moore	WLB	55 Derrick Brooks
WR	19 Keyshawn Johnson	LCB	25 Brian Kelly
QB	14 Brad Johnson	RCB	20 Ronde Barber
FB	40 Mike Alstott	SS	47 John Lynch
RB	28 Warrick Dunn	FS	34 Dexter Jackson

PASSING	ATT.	CMP.	YDS.	CMP%	YDS/ATT	TD	TD%	INT	INT%	LONG	SK/LOST	RTG
B. Johnson	559	340	3,406	60.8	6.09	13	2.3	11	2.0	47	44/269	77.7
King	31	21	210	67.7	6.77	0	0.0	1	3.2	42	3/29	73.3
Gramatica	1	0	0	0.0	0.00	0	0.0	0	0.0	0	0/0	39.6
Royals	1	1	5	100.0	5.00	0	0.0	0	0.0	5	0/0	87.5
BUCCANEERS	592	362	3,621	61.1	6.12	13	2.2	12	2.0	47	47/298	77.4
OPPONENTS	493	273	3,223	55.4	6.54	20	4.1	28	5.7	67t	42/272	65.3

FRONT OFFICE
PLAYERS
2019 REVIEW
HISTORY
RECORDS
SIDELINES

DATE	W/L	SCORE	OPPONENT	ATT.
9/8	L	20-26 (ot)	NEW ORLEANS	65,554
9/15	W	25-0	at Baltimore	69,304
9/23	W	26-14	ST. LOUIS	65,652
9/29	W	35-7	at Cincinnati	57,234
10/6	W	20-6	at Atlanta	68,936
10/13	W	17-3	CLEVELAND	65,625
10/20	L	10-20	at Philadelphia	65,523
10/27	W	12-9	at Carolina	72,892
11/3	W	38-24	MINNESOTA	65,667
11/17	W	23-10	CAROLINA	65,527
11/24	W	21-7	GREEN BAY	65,672
12/1	L	20-23	at New Orleans	68,226
12/8	W	34-10	ATLANTA	65,648
12/15	W	23-20	at Detroit	61,942
12/23	L	7-17	PITTSBURGH	65,684
12/29	W	15-0	at Chicago	55,832

PLAYOFFS

1/12	W	31-6	SAN FRANCISCO	65,559
1/19	W	27-10	at Philadelphia	66,713

SUPER BOWL XXXVII

1/26	W	48-21	vs. Oakland (San Diego)	67,603
------	---	-------	-------------------------	--------

BUCS **OPP**

TOTAL FIRST DOWNS	287	236
Rushing	90	79
Passing	172	131
Penalty	25	26
3rd Down: Made/Att. (33.6%)	79/222 (35.6%)	75/223
4th Down: Made/Att.	6/9 (66.7%)	8/13 (61.5%)
POSSESSION AVG.	31:43	28:17
TOTAL NET YARDS	5,002	4,044
Avg. Per Game	312.6	252.8
Total Plays	1,022	963
Avg. Per Play	4.9	4.2
NET YARDS RUSHING	1,557	1,554
Avg. Per Game	97.3	97.1
Total Rushes	414	410
NET YARDS PASSING	3,445	2,490
Avg. Per Game	215.3	155.6
Sacked/Yards Lost	41/220	43/295
Gross Yards	3,665	2,785
Att./Completions	567/348	510/259
Completion Pct.	61.4	50.8
Had Intercepted	10	31
PUNTS/AVERAGE	91/42.6	99/44.4
NET PUNTING AVERAGE	35.2	37.3
PENALTIES/YARDS	103/789	93/749
FUMBLES/FUMBLES LOST	24/11	21/7
TOUCHDOWNS	35	21
Rushing	6	8
Passing	23	10
Returns	6	3

BY QUARTERS **1** **2** **3** **4** **OT** **TOT**

BUCCANEERS	49	110	63	124	0	346
OPPONENTS	57	49	43	41	6	196

SCORING **TD** **R** **P** **RT** **PAT** **2-PT.** **FG** **S** **P** **PTS**

Gramatica	0	0	0	0	32-32	0	32-39	0	128
Alstott	7	5	2	0	0-0	0	0-0	0	42
McCardell	6	0	6	0	0-0	0	0-0	0	36
K. Johnson	5	0	5	0	0-0	2	0-0	0	34
Brooks	4	0	0	4	0-0	0	0-0	0	24
Jurevicius	4	0	4	0	0-0	0	0-0	0	24
Dudley	3	0	3	0	0-0	0	0-0	0	18
Dilger	2	0	2	0	0-0	0	0-0	0	12
Williams	2	0	1	1	0-0	0	0-0	0	12

BUCCANEERS	35	6	23	6	32-32	2-3	32-39	2	346
OPPONENTS	21	8	10	3	19-19	0-1	17-23	0	196

FIELD GOALS **1/19** **20/29** **30/39** **40/49** **50+** **LONG**

Gramatica	0-0	7-8	14-15	6-10	5-6	52
-----------	-----	-----	-------	------	-----	----

BUCCANEERS **0-0** **7-8** **14-15** **6-10** **5-6** **52**

OPPONENTS	0-0	5-5	7-7	4-8	1-3	50
-----------	-----	-----	-----	-----	-----	----

RUSHING **NO.** **YDS.** **AVG.** **LONG** **TD**

Pittman	204	718	3.5	21	1
Alstott	146	548	3.8	32	5
Stecker	28	174	6.2	59	0

PASSING **ATT.** **CMP.** **YDS.** **CMP%** **YDS/ATT** **TD** **TD%** **INT** **INT%** **LONG** **SK/LOST** **RTG**

B. Johnson	451	281	3,049	62.3	6.76	22	4.9	6	1.3	76t	21/121	92.9
R. Johnson	88	57	536	64.8	6.09	1	1.1	2	2.3	23	19/94	75.8
King	27	10	80	37.0	2.96	0	0.0	1	3.7	20	1/5	30.0
Tupa	1	0	0	0.0	0.00	0	0.0	1	100.0	0	0/0	0.0
BUCCANEERS	567	348	3,665	61.4	6.46	23	4.1	10	1.8	76t	41/220	86.3
OPPONENTS	510	259	2,785	50.8	5.46	10	2.0	31	6.1	52	43/295	48.4

R. Johnson	14	73	5.2	21	0
B. Johnson	13	30	2.3	6	0

BUCCANEERS	414	1,557	3.8	59	6
OPPONENTS	410	1,554	3.8	85t	8

RECEIVING **NO.** **YDS.** **AVG.** **LONG** **TD**

K. Johnson	76	1,088	14.3	76t	5
McCardell	61	670	11.0	65t	6
Pittman	59	477	8.1	64	0
Jurevicius	37	423	11.4	26	4
Alstott	35	242	6.9	44t	2
Dilger	34	329	9.7	40	2
Dudley	16	192	12.0	35t	3

BUCCANEERS	348	3,665	10.5	76t	23
OPPONENTS	259	2,785	10.8	52	10

INTERCEPTIONS **NO.** **YDS.** **AVG.** **LONG** **TD**

Kelly	8	68	8.5	31	0
Brooks	5	218	43.6	97t	3
D. Smith	4	39	9.8	35	0
Jackson	3	101	33.7	58	0
Lynch	3	0	0.0	0	0
Quarles	2	29	14.5	25t	1
Barber	2	9	4.5	9	0
Sapp	2	0	0.0	0	0
Rice	1	30	30.0	30	0
Singleton	1	0	0.0	0	0
BUCCANEERS	31	494	15.9	97t	4
OPPONENTS	10	143	14.3	51t	3

TACKLES **SOLO** **ASST.** **TOTAL**

Brooks	117	53	170
Quarles	84	75	159
Lynch	50	46	96
Barber	71	24	95
Singleton	54	35	89

SACKS **SPECIAL TEAM TACKLES**

Rice	15.5	Ivy	23
Sapp	7.5	D. Smith	20
Wyms	5.5	Stecker	19
Spires	3.5	Webster	16
Barber	3.0	Yoder	15

BUCCANEERS **43.0**

OPPONENTS	41.0
-----------	------

PUNTING **NO.** **YDS.** **AVG.** **NET** **TB** **IN20LG** **BK**

Tupa	90	3,856	42.8	35.4	12	30	71	0
Gramatica	1	23	23.0	23.0	0	1	23	0
BUCCANEERS	91	3,879	42.6	35.2	12	31	71	0
OPPONENTS	99	4,400	44.4	37.3	14	29	75	0

PUNT RETURNS **RET.** **FC** **YDS.** **AVG.** **LONG** **TD**

Williams	43	20	410	9.5	56t	1
Jackson	1	0	20	20.0	21	0

BUCCANEERS **44** **20** **430** **9.8** **56t** **1**

OPPONENTS	42	5	433	10.3	56	0
-----------	----	---	-----	------	----	---

KICKOFF RETURNS **NO.** **YDS.** **AVG.** **LONG** **TD**

Stecker	37	934	25.2	67	0
D. Smith	4	93	23.3	25	0
Williams	3	49	16.3	23	0
Yoder	1	9	9.0	9	0

BUCCANEERS **45** **1,085** **24.1** **67** **0**

OPPONENTS	72	1,567	21.8	91	0
-----------	----	-------	------	----	---

USUAL STARTING LINEUP

OFFENSE:

WR	87	Keenan McCardell	LE	94	Greg Spires
LT	72	Roman Oben	NT	92	Anthony McFarland
LG	71	Kerry Jenkins	DT	99	Warren Sapp
C	62	Jeff Christy	RE	97	Simeon Rice
RG	60	Cosey Coleman	SLB	51	A. Singleton
TE	67	Kenyatta Walker	MLB	53	Shelton Quarles
RT	85	Ken Dilger	WLB	55	Derrick Brooks
WR	19	Keyshawn Johnson	LCB	25	Brian Kelly
QB	14	Brad Johnson	RCB	20	Ronde Barber
FB	40	Mike Alstott	SS	47	John Lynch
RB	32	Michael Pittman	FS	34	Dexter Jackson

FRONT OFFICE
PLAYERS
2019 REVIEW
HISTORY
RECORDS
SIDELINES

DATE	W/L	SCORE	OPPONENT	ATT.
9/8	W	17-0	at Philadelphia	67,772
9/14	L	9-12 (ot)	CAROLINA	65,621
9/21	W	31-10	at Atlanta	70,871
10/6	L	35-38 (ot)	INDIANAPOLIS	65,647
10/12	W	35-13	at Washington	85,490
10/19	L	7-24	at San Francisco	67,809
10/26	W	16-0	DALLAS	65,602
11/2	L	14-17	NEW ORLEANS	65,524
11/9	L	24-27	at Carolina	73,345
11/16	L	13-20	GREEN BAY	65,614
11/24	W	19-13	N.Y. GIANTS	65,648
11/30	L	10-17	at Jacksonville	60,543
12/7	W	14-7	at New Orleans	68,442
12/14	W	16-3	HOUSTON	65,124
12/20	L	28-30	ATLANTA	65,572
12/28	L	13-33	at Tennessee	68,809

	BUCS	OPP
TOTAL FIRST DOWNS	307	249
Rushing	86	89
Passing	190	140
Penalty	31	20
3rd Down: Made/Att.	78/220 (35.5%)	68/214 (31.8%)
4th Down: Made/Att.	8/15 (53.3%)	7/18 (38.9%)
POSSESSION AVG.	31:36	28:24
TOTAL NET YARDS	5,453	4,466
Avg. Per Game	340.8	279.1
Total Plays	1,036	962
Avg. Per Play	5.3	4.6
NET YARDS RUSHING	1,648	1,756
Avg. Per Game	103.0	109.8
Total Rushes	421	451
NET YARDS PASSING	3,805	2,710
Avg. Per Game	237.8	169.4
Sacked/Yards Lost	23/136	36/234
Gross Yards	3,941	2,944
Att./Completions	592/369	475/274
Completion Pct.	62.3	57.7
Had Intercepted	22	20
PUNTS/AVERAGE	83/43.3	82/43.4
NET PUNTING AVERAGE	35.9	38.0
PENALTIES/YARDS	117/1104	104/817
FUMBLES/FUMBLES LOST	23/9	29/13
TOUCHDOWNS	36	27
Rushing	5	6
Passing	27	16
Returns	4	5

BY QUARTERS	1	2	3	4	OT	TOT
BUCCANEERS	34	105	60	102	0	301
OPPONENTS	50	83	56	69	6	264

SCORING	TD	R	P	RT	PAT	2-PT.	FG	S	PTS
Gramatica	0	0	0	0	33-34	0	16-26	0	81
McCardell	9	0	8	1	0-0	0	0-0	0	54
K. Johnson	3	0	3	0	0-0	0	0-0	0	18
Jones	3	3	0	0	0-0	0	0-0	0	18
Alstott	2	2	0	0	0-0	0	0-0	0	12
Jurevicius	2	0	2	0	0-0	0	0-0	0	12
Lee	2	0	2	0	0-0	0	0-0	0	12
Pittman	2	0	2	0	0-0	0	0-0	0	12
Sapp	2	0	2	0	0-0	0	0-0	0	12
Yoder	2	0	2	0	0-0	0	0-0	0	12
BUCCANEERS	36	5	27	4	33-34	1-2	16-26	1	301
OPPONENTS	27	6	16	5	27-27	0-0	25-34	0	264

FIELD GOALS	1/19	20/29	30/39	40/49	50+	LONG
Gramatica	0-0	9-9	3-6	3-8	1-3	50
BUCCANEERS	0-0	9-9	3-6	3-8	1-3	50
OPPONENTS	0-0	8-8	11-14	5-10	1-2	51

RUSHING	NO.	YDS.	AVG.	LONG	TD
Pittman	187	751	4.0	17	0
Jones	137	627	4.6	61	3
Stecker	37	125	3.4	15	0
Alstott	27	77	2.9	29	2
B. Johnson	25	33	1.3	13	0
BUCCANEERS	421	1,648	3.9	61	5
OPPONENTS	451	1,756	3.9	47	6

RECEIVING	NO.	YDS.	AVG.	LONG	TD
McCardell	84	1,174	14.0	76t	8
Pittman	75	597	8.0	68t	2
K. Johnson	45	600	13.3	39t	3
Lee	33	432	13.1	72	2
Jones	24	180	7.5	29	0
Dilger	22	244	11.1	48	1
Cook	20	120	6.0	19	1
Jurevicius	12	118	9.8	22	2
BUCCANEERS	369	3,941	10.7	76t	27
OPPONENTS	274	2,944	10.7	75t	16

INTERCEPTIONS	NO.	YDS.	AVG.	LONG	TD
D. Smith	5	3	0.6	3	0
Brooks	2	56	28.0	44t	1
Barber	2	53	26.5	29t	1
Wansley	2	38	19.0	23t	1
Lynch	2	18	9.0	18	0
Rice	2	12	6.0	12	0
BUCCANEERS	20	229	11.5	44t	3
OPPONENTS	22	394	17.9	73t	4

TACKLES	SOLO	ASST.	TOTAL
Brooks	98	53	151
Barber	86	25	111
Quarles	68	42	110
Lynch	60	35	95
D. Smith	65	20	85

SACKS		SPECIAL TEAM TACKLES	
Rice	15.0	Ivy	16
Sapp	5.0	Stecker	13
Spires	3.5	Rudd	12
McFarland	2.5	Phillips	12
Wyms	2.0	Wansley	11
Darby	2.0	D. Smith	11

BUCCANEERS	36.0
OPPONENTS	23.0

PUNTING	NO.	YDS.	AVG.	NET	TB	IN20LG	BK
Tupa	83	3,590	43.3	35.9	6	26	60
BUCCANEERS	83	3,590	43.3	35.9	6	26	60
OPPONENTS	82	3,559	43.4	38.0	10	22	58

PUNT RETURNS	RET.	FC	YDS.	AVG.	LONG	TD
Williams	15	10	110	7.3	19	0
Barlow	12	6	58	4.8	17	0
Wansley	8	2	74	9.3	12	0
BUCCANEERS	35	18	242	6.9	19	0
OPPONENTS	39	12	489	12.5	52	0

KICKOFF RETURNS	NO.	YDS.	AVG.	LONG	TD
Stecker	25	520	20.8	44	0
Jones	17	271	15.9	25	0
Barlow	10	221	22.1	32	0
BUCCANEERS	55	1,042	18.9	44	0
OPPONENTS	69	1,393	23.6	90	0

USUAL STARTING LINEUP	DEFENSE:
WR 87 Keenan McCardell	LE 94 Greg Spires
LT 72 Roman Oben	NT 92 Anthony McFarland
LG 71 Kerry Jenkins	DT 99 Warren Sapp
C 76 John Wade	RE 97 Simeon Rice
RG 60 Cosey Coleman	SLB 56 Ryan Nece
RT 67 Kenyatta Walker	MLB 53 Shelton Quarles
TE 85 Ken Dilger	WLB 55 Derrick Brooks
WR 19 Keyshawn Johnson	LCB 20 Ronde Barber
QB 14 Brad Johnson	RCB 31 Tim Wansley
FB 43 Jameel Cook	SS 47 John Lynch
RB 32 Michael Pittman	FS 26 Dwight Smith

PASSING	ATT.	CMP.	YDS.	CMP%	YDS/ATT	TD	TD%	INT	INT%	LONG	SK/LOST	RTG
B. Johnson	570	354	3,811	62.1	6.69	26	4.6	21	3.7	76t	20/111	81.5
S. King	22	15	130	68.2	5.91	1	4.5	1	4.5	20	3/25	79.7
BUCCANEERS	592	369	3,941	62.3	6.66	27	4.6	22	3.7	76t	23/136	81.5
OPPONENTS	475	274	2,944	57.7	6.20	16	3.4	20	4.2	75t	36/234	69.7

FRONT OFFICE PLAYERS 2019 REVIEW HISTORY RECORDS SIDELINES

DATE	W/L	SCORE	OPPONENT	ATT.
9/12	L	10-16	at Washington	90,098
9/19	L	6-10	SEATTLE	65,089
9/26	L	20-30	at Oakland	60,874
10/3	L	13-16	DENVER	65,341
10/10	W	20-17	at New Orleans	64,900
10/18	L	21-28	at St. Louis	66,040
10/24	W	19-7	CHICAGO	65,550
11/7	W	34-31	KANSAS CITY	65,495
11/14	L	14-24	at Atlanta	70,810
11/21	W	35-3	SAN FRANCISCO	65,234
11/28	L	14-21	at Carolina	73,124
12/5	W	27-0	ATLANTA	65,556
12/12	L	24-31	at San Diego	65,858
12/19	L	17-21	NEW ORLEANS	65,075
12/26	L	20-37	CAROLINA	65,380
1/2	L	7-12	at Arizona	31,650

	BUCS	OPP
TOTAL FIRST DOWNS	271	258
Rushing	74	101
Passing	175	131
Penalty	22	26
3rd Down: Made/Att.	75/199 (37.7%)	77/218 (35.3%)
4th Down: Made/Att.	4/6 (66.7%)	3/8 (37.5%)
POSSESSION AVG.	29.43	30.17
TOTAL NET YARDS	4,963	4,552
Avg. Per Game	310.2	284.5
Total Plays	949	961
Avg. Per Play	5.2	4.7
NET YARDS RUSHING	1,489	1,973
Avg. Per Game	93.1	123.3
Total Rushes	393	480
NET YARDS PASSING	3,474	2,579
Avg. Per Game	217.1	161.2
Sacked/Yards Lost	44/299	45/264
Gross Yards	3,773	2,843
Att./Completions	512/340	436/247
Completion Pct.	66.4	56.7
Had Intercepted	18	16
PUNTS/AVERAGE	83/41.8	87/44.4
NET PUNTING AVERAGE	36.8	40.2
PENALTIES/YARDS	117/916	112/897
FUMBLES/FUMBLES LOST	32/18	21/11
TOUCHDOWNS	37	35
Rushing	9	8
Passing	24	21
Returns	4	6

BY QUARTERS	1	2	3	4	OT	TOT
BUCCANEERS	48	101	83	69	0	301
OPPONENTS	68	91	69	76	0	304

SCORING	TD	R	P	RT	PAT	2-PT.	FG	S	PTS
Pittman	10	7	3	0	0-0	0	0-0	0	60
Gramatica	0	0	0	0	21-22	0	11-19	0	54
Clayton	7	0	7	0	0-0	0	0-0	0	42
Galloway	6	0	5	1	0-0	0	0-0	0	36
Taylor	0	0	0	0	11-11	0	4-5	0	23
Dilger	3	0	3	0	0-0	1	0-0	0	20
Alstott	2	2	0	0	0-0	0	0-0	0	12
Barber	2	0	2	0	0-0	0	0-0	0	12
Jurevicius	2	0	2	0	0-0	0	0-0	0	12
BUCCANEERS	37	9	24	4	32-33	1-4	15-24	0	301
OPPONENTS	35	8	21	6	34-35	0-0	20-31	0	304

FIELD GOALS	1-19	20-29	30-39	40-49	50+	LG
Gramatica	0-0	6-7	3-6	1-5	1-1	53
Taylor	0-0	0-0	2-3	1-1	1-1	50
BUCCANEERS	0-0	6-7	5-9	2-6	2-2	53
OPPONENTS	0-0	4-4	5-8	6-8	1-5	50

PASSING	ATT.	CMP.	YDS.	CMP%	YDS/ATT	TD	TD%	INT	INT%	LONG	SK/LOST	RTG
Griese	336	233	2,632	69.3	7.83	20	6.0	12	3.6	68	26/169	97.5
B. Johnson	103	65	674	63.1	6.54	3	2.9	3	2.9	54	8/55	79.5
Simms	73	42	467	57.5	6.40	1	1.4	3	4.1	75t	10/75	64.1
BUCCANEERS	512	340	3,773	66.4	7.37	24	4.7	18	3.5	75t	44/299	89.1
OPPONENTS	436	247	2,843	56.7	6.52	21	4.8	16	3.7	79t	45/264	77.2

RUSHING	NO.	YDS.	AVG.	LONG	TD
Pittman	219	926	4.2	78t	7
Alstott	67	230	3.4	32	2
Garner	30	111	3.7	25	0
Graham	13	73	5.6	13	0
Clayton	5	30	6.0	15	0
Smart	2	26	13.0	25	0

BUCCANEERS	393	1,489	3.8	78t	9
OPPONENTS	480	1,973	4.1	64t	8

RECEIVING	NO.	YDS.	AVG.	LONG	TD
Clayton	80	1,193	14.9	75t	7
Pittman	41	391	9.5	68	3
Dilger	39	345	8.8	45t	3
Galloway	33	416	12.6	36t	5
Alstott	29	202	7.0	20	0
Jurevicius	27	333	12.3	42t	2
Brown	24	200	8.3	21	1

BUCCANEERS	340	3,773	11.1	75t	24
OPPONENTS	247	2,843	11.5	79t	21

INTERCEPTIONS	NO.	YDS.	AVG.	LONG	TD
Kelly	4	101	25.3	75	0
Barber	3	23	7.7	23	0
D. Smith	3	13	4.3	13	0
Cox	1	55	55.0	55t	1
Gold	1	31	31.0	31	0
Brooks	1	3	3.0	3	0

BUCCANEERS	16	239	14.9	75	1
OPPONENTS	18	328	18.2	46t	4

TACKLES	SOLO	ASST.	TOTAL
Brooks	133	39	172
Quarles	91	72	163
Gold	70	50	120
Barber	84	27	111
D. Smith	83	21	104

SACKS	SPECIAL TEAM TACKLES		
Rice	12.0	Burns	23
Spires	8.0	Howell	19
White	6.0	Ivy	17
Ahanotu	3.5	Nece	16
Quarles	3.5	Gooch	15
Barber	3.0	Cooper	11
Brooks	3.0	Allen	8
McFarland	3.0	Barber	6

BUCCANEERS	45.0				
OPPONENTS	44.0				

PUNTING	NO.	YDS.	AVG.	NET	TB	IN20LG	BK	
Bidwell	82	3,472	42.3	36.8	7	23	60	1

BUCCANEERS	83	3,472	41.8	36.8	7	23	60	1
OPPONENTS	87	3,867	44.4	40.2	8	34	81	0

PUNT RETURNS	RET.	FC	YDS.	AVG.	LONG	TD
Galloway	20	8	142	7.1	59t	1
Brown	6	12	48	8.0	14	0

BUCCANEERS	33	22	213	6.5	59t	1
OPPONENTS	31	24	279	9.0	53	0

KICKOFF RETURNS	NO.	YDS.	AVG.	LONG	TD
Cox	33	866	26.2	59	0
Murphy	8	208	26.0	54	0
Smart	8	167	20.9	27	0

BUCCANEERS	60	1,450	24.2	59	0
OPPONENTS	58	1,315	22.7	98t	1

USUAL STARTING LINEUP	OFFENSE:	DEFENSE:	
WR 80	Michael Clayton	LE 94	Greg Spires
LT 70	Derrick Deese	NT 91	Chartric Darby
LG 78	Matt Stinchcomb	DE 92	Michael McFarland
C 76	John Wade/79 Sean Mahan	RE 97	Simeon Rice
RG 60	Cosey Coleman	SLB 52	Ian Gold
RT 67	Kenyatta Walker	MLB 53	Shelton Quarles
TE 85	Ken Dilger	WLB 55	Derrick Brooks
WR 84	Joey Galloway	LCB 20	Ronde Barber
QB 8	Brian Griese	RCB 25	Brian Kelly
FB 40	Mike Alstott	SS 26	Dwight Smith
RB 32	Michael Pittman	FS 23	Jermaine Phillips

DATE	W/L	SCORE	OPPONENT	ATT.
9/11	W	24-13	at Minnesota	63,939
9/18	W	19-3	BUFFALO	64,777
9/25	W	17-16	at Green Bay	70,518
10/2	W	17-13	DETROIT	64,994
10/9	L	12-14	at N.Y. Jets	77,852
10/16	W	27-13	MIAMI	65,168
10/30	L	10-15	at San Francisco	63,358
11/6	L	14-34	CAROLINA	65,014
11/13	W	36-35	WASHINGTON	65,421
11/20	W	30-27	at Atlanta	70,794
11/27	L	10-13	CHICAGO	65,506
12/4	W	10-3	at New Orleans	34,411
12/11	W	20-10	at Carolina	73,467
12/17	L	0-28	at New England	68,756
12/24	W	27-24 (ot)	ATLANTA	65,482
1/1	W	27-13	NEW ORLEANS	65,379

PLAYOFFS

1/7	L	10-17	WASHINGTON	65,514
-----	---	-------	------------	--------

	BUCS	OPP
--	------	-----

TOTAL FIRST DOWNS	268	254
Rushing	83	75
Passing	161	148
Penalty	24	31
3rd Down: Made/Att.	87/221 (39.4%)	75/214 (35.0%)
4th Down: Made/Att.	4/7 (57.1%)	7/18 (38.9%)

POSSESSION AVG.	30:45	29:15
TOTAL NET YARDS	4,716	4,444

Avg. Per Game	294.8	277.8
Total Plays	985	950
Avg. Per Play	4.8	4.7

NET YARDS RUSHING	1,826	1,515
Avg. Per Game	114.1	94.7
Total Rushes	457	438

NET YARDS PASSING	2,890	2,929
Avg. Per Game	180.6	183.1

Sacked/Yards Lost	41/281	36/229
Gross Yards	3,171	3,158
Att./Completions	487/303	476/275

Completion Pct.	62.2	57.8
Had Intercepted	14	17
PUNTS/AVERAGE	90/45.6	80/43.9

NET PUNTING AVERAGE	37.5	36.7
---------------------	------	------

PENALTIES/YARDS	131/1085	108/830
-----------------	----------	---------

FUMBLES/FUMBS LOST	16/9	25/13
TOUCHDOWNS	33	28

Rushing	13	10
Passing	17	15
Returns	3	3

BY QUARTERS

	1	2	3	4	OT	TOT
BUCS	64	103	48	82	3	300
OPPONENTS	50	100	57	67	0	274

SCORING

	TD	R	P	RT	PAT	2-PT	FG	S	PTS
M. Bryant	0	0	0	0	31-31	0	21-25	0	94
Galloway	10	0	10	0	0-0	0	0-0	0	60
Alstott	7	6	1	0	0-0	1	0-0	0	44
Williams	6	6	0	0	0-0	0	0-0	0	36
Pittman	2	1	1	0	0-0	0	0-0	0	12
Smith	2	0	2	0	0-0	0	0-0	0	12

BUCS	33	13	17	3	32-32	1-1	22-27	1	300
OPPONENTS	28	10	15	3	26-27	1-1	26-33	0	274

FIELD GOALS

Bryant	0-0	2-4	8-8	10-11	1-2	50
France	0-0	1-1	0-0	0-1	0-0	28

BUCS	0-0	3-5	8-8	10-12	1-2	50
OPPONENTS	0-0	9-10	7-8	8-12	2-3	53

RUSHING

	NO	YDS	AVG	LG	TD
Williams	290	1,178	4.1	71t	6
Pittman	70	436	6.2	64	1
Graham	25	83	3.0	16	0
Alstott	34	80	2.4	9	6
Simms	19	31	1.6	10	0
Griese	13	12	0.9	7	0
Galloway	2	4	2.0	4	0
Clayton	1	2	2.0	2	0

BUCS	457	1,826	4.0	71t	13
OPPONENTS	438	1,515	3.5	31	10

PASSING

	ATT.	CMP.	YDS.	CMP%	YDS/ATT	TD	INT	INT%	LONG	SK/LOST	RTG	
Simms	313	191	2,035	61.0	6.50	10	3.2	7	2.2	78t	29/205	81.4
Griese	174	112	1,136	64.4	6.53	7	4.0	7	4.0	80t	12/76	79.6

BUCS	487	303	3,171	62.2	6.51	17	3.5	14	2.9	80t	41/281	80.7
OPPONENTS	476	275	3,158	57.8	6.63	15	3.2	17	3.6	62	36/229	73.5

RECEIVING	NO	YDS	AVG	LG	TD
Galloway	83	1,287	15.5	80t	10
Smith	41	367	9.0	24	2
Pittman	36	300	8.3	41t	1
Hilliard	35	282	8.1	22	1
Clayton	32	372	11.6	41	0
Alstott	25	222	8.9	24	1
Williams	20	81	4.1	15	0
Becht	16	112	7.0	17	0
Cook	7	43	6.1	11	1
Shepherd	6	103	17.2	46	1
Moore	1	5	5.0	5	0
Simms	1	-3	-3.0	-3	0

BUCS	303	3,171	10.5	80t	17
OPPONENTS	275	3,158	11.5	62	15

INTERCEPTIONS

	NO	YDS	AVG	LG	TD
Barber	5	105	21.0	42	0
Kelly	4	19	4.8	14	0
Allen	3	26	8.7	26	0
Bolden	2	46	23.0	28	0
Jackson	1	21	21.0	21	0
Rice	1	6	6.0	6	0
Brooks	1	0	0.0	0	0

BUCS	17	223	13.1	42	0
OPPONENTS	14	480	34.3	88t	2

TACKLES

	SOLO	ASST.	TOTAL
Quarles	114	82	196
Brooks	110	64	174
Barber	98	22	120
Nece	48	56	104
Phillips	60	25	85

SACKS

Rice	14.0	Pearson	25
Spires	4.0	Cook	23
Brooks	3.0	Cox	19
White	3.0	Ruud	18
Barber	2.0	Graham	18
McFarland	2.0	Cooper	16
Nece	2.0	Nece	15
Wyms	2.0	Allen	14

BUCS 36.0

OPPONENTS	41.0
-----------	------

PUNTING

	NO	YDS	AVG	NET	TB	IN20LG	BK
Bidwell	90	4,101	45.6	37.5	13	24	61

BUCS	90	4,101	45.6	37.5	13	24	61
OPPONENTS	80	3,509	43.9	36.7	4	18	62

PUNT RETURNS

	RET	FC	YDS	AVG	LONG	TD
Jones	51	18	492	9.6	31	0

BUCS	51	18	492	9.6	31	0
OPPONENTS	49	16	466	9.5	44	0

KICKOFF RETURNS

	RETS	YDS	AVG	LONG	TD
Cox	24	464	19.3	30	0
Shepherd	20	414	20.7	30	0
Jones	5	95	19.0	24	0
Graham	4	74	18.5	22	0
Pittman	3	85	28.3	37	0
Smith	1	12	12.0	12	0
Alstott	1	2	2.0	2	0
Bradley	1	2	2.0	2	0

BUCS	59	1,148	19.5	37	0
OPPONENTS	63	1,368	21.7	94t	1

USUAL STARTING LINEUP

OFFENSE:	DEFENSE:
WR 80 Michael Clayton	LE 94 Greg Spires
LT 69 Anthony Davis	NT 95 Chris Hovan
LG 72 Dan Buening	RE 92 Anthony McFarland
C 76 John Wade	DE 97 Simeon Rice
RG 79 Sean Mahan	SLB 56 Ryan Nece
RT 67 Kenyatta Walker	MLB 53 Shelton Quarles
TE 88 Anthony Becht	WLB 55 Derrick Brooks
WR 84 Joey Galloway	LCB 25 Brian Kelly
QB 2 Chris Simms	RCB 20 Ronde Barber
FB/TE 40 Mike Alstott/	SS 23 Jermaine Phillips
81 Alex Smith	FS 34 Dexter Jackson
RB 24 Carnell Williams	

DATE	W/L	SCORE	OPPONENT	ATT.
9/10	L	0-27	BALTIMORE	65,087
9/17	L	3-14	at Atlanta	70,828
9/24	L	24-26	CAROLINA	65,423
10/8	L	21-24	at New Orleans	68,183
10/15	W	14-13	CINCINNATI	65,732
10/22	W	23-21	PHILADELPHIA	65,808
10/29	L	3-17	at N.Y. Giants	78,647
11/5	L	14-31	NEW ORLEANS	65,561
11/13	L	10-24	at Carolina	73,573
11/19	W	20-17	WASHINGTON	65,699
11/23	L	10-38	at Dallas	63,183
12/3	L	3-20	at Pittsburgh	59,843
12/10	L	6-17	ATLANTA	65,691
12/17	L	31-34 (ot)	at Chicago	62,260
12/24	W	22-7	at Cleveland	69,603
12/31	L	7-23	SEATTLE	65,660

	BUCS	OPP
TOTAL FIRST DOWNS	237	300
Rushing	82	108
Passing	133	174
Penalty	22	18
3rd Down: Made/Att	82/222 (36.9%)	82/217
(37.8%) 4th Down: Made/Att	4/16 (25.0%)	5/12 (41.7%)
POSSESSION AVG.	28.06	31.54
TOTAL NET YARDS	4,321	5,271
Avg. Per Game	270.1	329.4
Total Plays	972	1,015
Avg. Per Play	4.4	5.2
NET YARDS RUSHING	1,523	1,917
Avg. Per Game	95.2	119.8
Total Rushes	404	497
NET YARDS PASSING	2,798	3,354
Avg. Per Game	174.9	209.6
Sacked/Yards Lost	33/196	25/166
Gross Yards	2,994	3,520
Att./Completions	535/296	493/301
Completion Pct.	55.3	61.1
Had Intercepted	18	11
PUNTS/AVERAGE	93/43.5	81/41.6
NET PUNTING AVG.	93/36.8	81/35.3
PENALTIES/YARDS	87/732	83/658
FUMBLES/BALL LOST	27/14	25/9
TOUCHDOWNS	23	41
Rushing	6	11
Passing	14	26
Returns	3	4

BY QUARTERS	1	2	3	4	OT	TOT
BUCCANEERS	30	53	58	70	0	211
OPPONENTS	82	89	95	84	3	353

SCORING	TD	R	P	RT	PAT	2-PT.	FG	S	PTS
M. Bryant	0	0	0	0	22-23	0	17-22	0	73
Galloway	7	0	7	0	0-0	0	0-0	0	42
Alstott	3	3	0	0	0-0	0	0-0	0	18
Smith	3	0	3	0	0-0	0	0-0	0	18
Barber	2	0	0	2	0-0	0	0-0	0	12
Hilliard	2	0	2	0	0-0	0	0-0	0	12
BUCCANEERS	23	6	14	3	22-23	0	17-22	0	211
OPPONENTS	41	11	26	4	41-41	0	22-30	0	353

FIELD GOALS	1-19	20-29	30-39	40-49	50+	LG
M. Bryant	0-0	8-8	3-3	5-9	1-2	62
BUCCANEERS	0-0	8-8	3-3	5-9	1-2	62
OPPONENTS	0-0	7-7	6-12	6-7	3-4	51

RUSHING	NO	YDS	AVG	LG	TD
C. Williams	225	798	3.5	38	1
Pittman	50	245	4.9	32	1
Alstott	60	171	2.9	17	3
Gradkowski	41	161	3.9	14	0
Graham	11	9	5.4	17	0
Clayton	5	41	8.2	27	0
Stovall	2	29	14.5	18	0
Galloway	2	9	4.5	7	0
BUCCANEERS	404	1,523	3.8	38	6
OPPONENTS	497	1,917	3.9	57	11

PASSING	ATT.	CMP.	YDS.	CMP%	YDS/ATT	TD	TD%	INT	INT%	LONG	SK/LOST	RTG
Gradkowski	328	177	1,661	54.0	5.06	9	2.7	9	2.7	53	25/146	65.9
Simms	106	58	585	54.7	5.52	1	0.9	7	6.6	55	4/32	46.3
Rattay	101	61	748	60.4	7.41	4	4.0	2	2.0	64t	4/18	88.2
BUCCANEERS	535	296	2,994	55.3	5.60	14	2.6	18	3.4	64t	33/196	66.2
OPPONENTS	493	301	3,520	61.1	7.14	26	5.3	11	2.2	52t	25/166	91.0

RECEIVING	NO	YDS	AVG	LG	TD
Galloway	62	1,057	17.0	64t	7
Pittman	47	405	8.6	25	0
Smith	35	250	7.1	27	3
Hilliard	34	339	10.0	44t	2
Clayton	33	356	10.8	27	1
C. Williams	30	196	6.5	21	0
Alstott	21	85	4.0	18	0
Becht	18	115	6.4	13	1
Stovall	7	102	14.6	27	0
Warren	5	63	12.6	26	0
BUCCANEERS	296	2,994	10.1	64t	14
OPPONENTS	301	3,520	11.7	52t	26

INTERCEPTIONS	NO	YDS	AVG	LG	TD
Barber	3	103	34.3	66t	2
Brooks	3	51	17.0	21t	1
Phillips	2	45	22.5	29	0
Buchanon	2	0	0.0	0	0
Bolden	1	27	27.0	27	0
BUCCANEERS	11	226	20.5	66t	3
OPPONENTS	18	280	15.6	60t	1

TACKLES	SOLO	ASST.	TOTAL
Brooks	98	52	150
Quarles	70	66	136
Phillips	87	37	124
Barber	83	25	108
Nece	52	41	93

SACKS	SPECIAL TEAM TACKLES		
Spires	5.0	Cox	20
White	5.0	Graham	20
Wyms	5.0	Adams	19
Quarles	2.5	Cash	17
Hovan	2.0	Mallard	15

BUCCANEERS	25.0
OPPONENTS	33.0

PUNTING	NO	YDS	AVG	NET	TB	IN20LG	BK	
Bidwell	93	4,045	43.5	36.8	7	20	59	0
BUCCANEERS	93	4,045	43.5	36.8	7	20	59	0
OPPONENTS	81	3,373	41.6	35.3	8	25	58	0

PUNT RETURNS	RET	FC	YDS	AVG	LONG	TD
Hilliard	24	3	163	6.8	16	0
Jones	20	4	155	7.8	18	0
Buchanon	6	2	16	2.7	8	0
BUCCANEERS	54	9	353	6.5	18	0
OPPONENTS	50	16	487	9.7	65t	1

KICKOFF RETURNS	RET	YDS	AVG	LONG	TD
Pittman	39	867	22.2	37	0
Cox	18	387	21.5	44	0

BUCCANEERS	61	1,307	21.4	44	0
OPPONENTS	46	846	18.4	34	0

USUAL STARTING LINEUP	DEFENSE:				
WR	80	Michael Clayton	LE	94	Greg Spires
LT	69	Anthony Davis	NT	95	Chris Hovan
LG	79	Sean Mahan/	DT	96	Ellis Wyms
	72	Dan Buening/	RE	97	Simeon Rice/
C	76	John Wade		90	Dewayne White
RG	75	Davin Joseph	OLB	56	Ryan Nece
RT	65	Jeremy Trueblood	MLB	53	Shelton Quarles
TE	88	Anthony Becht	OLB	55	Derrick Brooks
WR	84	Joey Galloway	LCB	21	Juran Bolden
QB	7	Bruce Gradkowski	RCB	20	Ronde Barber
FB	40	Mike Alstott	SS	23	Jermaine Phillips
RB	24	Carnell Williams	FS	26	Will Allen

DATE	W/L	SCORE	OPPONENT	ATT.
9/09	L	6-20	at Seattle	68,044
9/16	W	31-14	NEW ORLEANS	65,178
9/23	W	24-3	ST. LOUIS	65,267
9/30	W	20-7	at Carolina	73,707
10/07	L	14-33	at Indianapolis	57,202
10/14	W	13-10	TENNESSEE	65,347
10/21	L	16-23	at Detroit	60,442
10/28	L	23-24	JACKSONVILLE	65,133
11/04	W	17-10	ARIZONA	65,267
11/18	W	31-7	at Atlanta	69,480
11/25	W	19-13	WASHINGTON	65,596
12/02	W	27-23	at New Orleans	70,009
12/09	L	14-28	at Houston	70,237
12/16	W	37-3	ATLANTA	65,133
12/23	L	19-21	at San Francisco	68,193
12/30	L	23-31	CAROLINA	65,609

PLAYOFFS

1/6	L	14-24	N.Y. GIANTS	65,621
-----	---	-------	-------------	--------

	BUCS	OPP
TOTAL FIRST DOWNS	281	258
Rushing	98	93
Passing	162	158
Penalty	21	7
3rd Down: Made/Att	82/213 (38.5%)	92/224 (41.1%)
4th Down: Made/Att	5/13 (38.5%)	9/16 (56.3%)
POSSESSION AVG.	30:27	29:33
TOTAL NET YARDS	5,229	4,454
Avg. Per Game	326.8	278.4
Total Plays	975	977
Avg. Per Play	5.4	4.6
NET YARDS RUSHING	1,872	1,726
Avg. Per Game	117.0	107.9
Total Rushes	449	454
NET YARDS PASSING	3,357	2,728
Avg. Per Game	209.8	170.5
Sacked/Yards Lost	36/222	33/207
Gross Yards	3,579	2,935
Att./Completions	490/316	490/297
Completion Pct.	64.5	60.6
Had Intercepted	8	16
PUNTS/AVERAGE	78/43.4	83/43.5
NET PUNTING AVG.	78/37.2	83/38.3
PENALTIES/YARDS	81/614	86/706
FUMBLES/BALL LOST	18/12	31/19
TOUCHDOWNS	35	32
Rushing	15	11
Passing	18	18
Returns	3	3

BY QUARTERS	1	2	3	4	OT	TOT
BUCS	84	109	72	69	0	334
OPPONENTS	51	66	55	98	0	270

SCORING	TD	R	P	RT	34-PT.	FG	S	PTS
Bryant	0	0	0	0	34/34	0	28/33	0 118
Graham	10	10	0	0	0-0	0	0-0	0 60
Galloway	6	0	6	0	0-0	0	0-0	0 36
Stevens	4	0	4	0	0-0	0	0-0	0 24
A. Smith	3	0	3	0	0-0	0	0-0	0 18
Williams	3	0	0	0	0-0	0	0-0	0 18
BUCS	36	18	3	34/34	0	28/33	0	334
OPPONENTS	32	11	18	3	31/32	0	15/18	1 270

RUSHING	NO	YDS	AVG	LG	
Graham	222	898	4.0	28t	10
Pittman	68	286	4.2	29	0
M. Bennett	41	189	4.6	28	1
Williams	54	208	3.9	20	3
McCown	12	117	9.8	31	0
Garcia	35	116	3.3	21	1
Clayton	5	22	4.4	20	0
Gradkowski	7	20	2.9	13	0
Darby	2	9	4.5	7	0
Hilliard	1	6	6.0	6	0
Galloway	1	1	1.0	1	0
Crockett	1	0	0.0	0	0
BUCS	449	1,872	4.2	31	15
OPPONENTS	454	1,726	3.8	32t	11

PASSING	ATT.	CMP.	YDS.	CMP%	YDS/ATT	TD	TD%	INT	INT%	LONG	SK/LOST	RTG
Garcia	327	209	2,440	63.9	7.46	13	4.0	4	1.2	69t	19/104	94.6
McCown	139	94	1,009	67.6	7.26	5	3.6	3	2.2	60	15/104	91.7
Gradkowski	24	13	130	54.2	5.42	0	0.0	1	4.2	20	2/14	52.4
BUCS	490	316	3,579	64.5	7.30	18	3.7	8	1.6	69t	36/222	91.7
OPPONENTS	490	297	2,935	60.6	5.99	18	3.7	16	3.3	58	33/207	76.2

RECEIVING	NO	YDS	AVG	LG	TD
Hilliard	62	722	11.6	56	1
Galloway	57	1014	17.8	69t	6
Graham	49	324	6.6	21	0
A. Smith	32	385	12.0	33	3
Pittman	26	191	7.3	16	0
Clayton	22	301	13.7	39	0
Stevens	18	189	10.5	24t	4
Askew	18	175	9.7	22	0
M. Bennett	5	54	10.8	23t	1
Stovall	10	86	8.6	13	1
C. Lucas	5	82	16.4	52	0
Becht	5	20	4.0	9	2
Williams	3	17	5.7	8	0
Darby	2	16	8.0	9	0
Storer	2	3	1.5	2	0

BUCS	316	3,579	11.3	69t	18
OPPONENTS	297	2,935	9.9	58	18

INTERCEPTIONS	NO	YDS	AVG	LG	TD
Phillips	4	2	0.5	2	0
Buchanan	3	22	7.3	19	0
Barber	2	32	16.0	29t	1
Jackson	2	26	13.0	26	0
Ruud	2	7	3.5	5	0
Kelly	2	0	0.0	0	0
June	1	0	0.0	0	0

BUCS	16	89	5.6	29t	1
OPPONENTS	8	167	20.9	62	2

TACKLES	SOLO	ASST.	TOTAL
Ruud	99	70	169
Brooks	112	50	162
June	75	45	120
Phillips	75	45	120
Haye	86	11	97
Hovan	78	17	95

SACKS	SPECIAL TEAM TACKLES		
White	8.0	Pearson	21
Adams	6.0	Stovall	18
Haye	6.0	Black	17
Carter	3.0	Nece	16
Spires	2.0	Allen	15

BUCS	33.0
OPPONENTS	36.0

PUNTING	NO	YDS	AVG	NET	TB	IN20LG	BK	
Bidwell	77	3,382	43.9	37.2	10	30	61	1
BUCS	78	3,382	43.4	37.2	10	30	61	1
OPPONENTS	83	3,613	43.5	38.3	5	26	76	0

PUNT RETURNS	RET	FC	YDS	AVG	LONG	TD
Buchanan	16	0	55	3.4	24	0
Hilliard	15	4	92	6.1	20	0
Jones	12	6	143	11.9	35	0

BUCS	50	13	334	6.7	35	0
OPPONENTS	38	11	280	7.4	56	0

KICKOFF RETURNS	RET	YDS	AVG	LONG	TD
Spurlock	16	444	27.8	90t	1
Jones	10	286	28.6	36	0
Clayton	8	172	21.5	26	0
BUCS	48	1,119	23.3	90t	1
OPPONENTS	68	1,328	19.5	97t	1

FIELD GOALS	1-19	20-29	30-39	40-49	50+	LG
Bryant	0/0	11/12	11/11	6/7	0/3	49
BUCS	0/0	11/12	11/11	6/7	0/3	49
OPPONENTS	1/1	3/3	5/6	6/8	0/0	48

USUAL STARTING LINEUP			DEFENSE:		
WR	19	Ike Hilliard	LE	93	Kevin Carter
LT	70	Donald Penn	NT	95	Chris Hovan
LG	78	Arron Sears	DT	71	Jovan Haye
C	76	John Wade	RE	90	Gaines Adams
RG	75	Davin Joseph	OLB	59	Cato June
RT	65	Jeremy Trueblood	MLB	51	Barrrett Ruud
TE	81	Alex Smith	OLB	55	Derrick Brooks
WR	84	Joey Galloway	LCB	31	Phillip Buchanan
QB	7	Jeff Garcia	RCB	20	Ronde Barber
FB	35	B.J. Askew	SS	23	Jermaine Phillips
RB	34	Earnest Graham	FS	28	Tanard Jackson

DATE	W/L	SCORE	OPPONENT	ATT.
9/7	L	20-24	at New Orleans	69,881
9/14	W	24-9	ATLANTA	63,611
9/21	W	27-24 (ot)	at Chicago	62,051
9/28	W	30-21	GREEN BAY	64,122
10/5	L	13-16	at Denver	75,480
10/12	W	27-3	CAROLINA	64,211
10/19	W	20-10	SEATTLE	64,811
10/26	L	9-13	at Dallas	63,254
11/2	W	30-27 (ot)	at Kansas City	74,045
11/6	W	19-13	MINNESOTA	65,278
11/23	W	38-20	at Detroit	49,096
11/30	W	23-20	NEW ORLEANS	64,430
12/8	L	23-38	at Carolina	74,113
12/14	L	10-13 (ot)	at Atlanta	65,045
12/21	L	24-41	SAN DIEGO	64,778
12/28	L	24-31	OAKLAND	64,847

	BUCS	OPP
TOTAL FIRST DOWNS	298	259
Rushing	100	87
Passing	184	153
Penalty	14	19
3rd Down: Made/Att	88/229	81/214
3rd Down Pct.	38.4	37.9
4th Down: Made/Att	10/18	5/13
4th Down Pct.	55.6	38.5
POSSESSION AVG.	31:23	28:37
TOTAL NET YARDS	5,456	4,898
Avg. Per Game	341.0	306.1
Total Plays	1,045	945
Avg. Per Play	5.2	5.2
NET YARDS RUSHING	1,837	1,901
Avg. Per Game	114.8	118.8
Total Rushes	451	441
NET YARDS PASSING	3,619	2,997
Avg. Per Game	226.2	187.3
Sacked/Yards Lost	32/169	29/190
Gross Yards	3,788	3,187
Attempts/Completions	562/355	475/276
Completion Pct.	63.2	58.1
Had Intercepted	13	22
PUNTS/AVERAGE	77/44.5	81/43.6
NET PUNTING AVG.	37.6	35.4
PENALTIES/YARDS	95/834	88/660
FUMBLES/BALL LOST	21/13	16/8
TOUCHDOWNS	38	34
Rushing	13	8
Passing	18	23
Returns	7	3

BY QUARTERS	1	2	3	4	OT	TOT
BUCCANEERS	61	112	86	96	6	361
OPPONENTS	77	86	51	106	3	323

SCORING	TD	R	P	RT	PAT	2-PT.	FG	S	PTS
M. Bryant	0	0	0	0	35/36	0	32/38	0	131
A. Bryant	7	0	7	0	0/0	0	0/0	0	42
E. Graham	4	4	0	0	0/0	0	0/0	0	24
I. Hilliard	4	0	4	0	0/0	0	0/0	0	24
C. Williams	4	4	0	0	0/0	0	0/0	0	24
A. Smith	3	0	3	0	0/0	1	0/0	0	20
BUCCANEERS	38	13	18	7	35/36	1	32/38	0	361
OPPONENTS	34	8	23	3	33/33	1	28/30	0	323

RUSHING	NO	YDS	AVG	LG	TD
W. Dunn	186	786	4.2	40	2
E. Graham	132	563	4.3	68t	4
C. Williams	63	233	3.7	28	4
J. Garcia	35	148	4.2	20	1
C. Smith	8	40	5.0	10	0
A. Bryant	2	22	11.0	13	0
L. McCown	3	15	5.0	12	0
B. Askew	7	14	2.0	3	2
M. Bennett	7	12	1.7	4	0
M. Clayton	2	5	2.5	4	0
I. Hilliard	1	0	0.0	0	0
B. Griese	5	-1	-0.2	3	0
BUCCANEERS	451	1,837	4.1	68t	13
OPPONENTS	441	1,901	4.3	67t	8

PASSING	ATT.	CMP.	YDS.	CMP%	YDS/ATT	TD	TD%	INT	INT%	LONG	SK/LOST	RTG
J. Garcia	376	244	2712	64.9	7.21	12	3.2	6	1.6	71t	23/100	90.2
B. Griese	184	110	1073	59.8	5.83	5	2.7	7	3.8	38	9/69	69.4
E. Graham	1	1	3	100.0	3.00	1	100.0	0	0.0	3t	0/0	118.8
L. McCown	1	0	0	0.0	0.00	0	0.0	0	0.0	-	0/0	39.6
BUCCANEERS	562	355	3,788	63.2	6.74	18	3.2	13	2.3	71t	32/169	83.8
OPPONENTS	475	276	3,187	58.1	6.71	23	4.8	22	4.6	84t	29/190	75.3

RECEIVING	NO	YDS	AVG	LG	TD
A. Bryant	83	1,248	15.0	71t	7
I. Hilliard	47	424	9.0	36t	4
W. Dunn	47	330	7.0	36	0
M. Clayton	38	484	12.7	58t	1
J. Stevens	36	397	11.0	31	2
E. Graham	23	174	7.6	24	0
A. Smith	21	250	11.9	34	3
J. Gilmore	15	147	9.8	36	1
J. Galloway	13	138	10.6	22	0
B. Askew	13	66	5.1	18	0
C. Williams	7	43	6.1	25	0
C. Smith	4	24	6.0	13	0
M. Stovall	3	25	8.3	9	0
J. Cook	3	24	8.0	12	0
B. Clark	1	12	12.0	12	0
M. Bennett	1	2	2.0	2	0

BUCCANEERS	355	3,788	10.7	71t	18
OPPONENTS	276	3,187	11.5	84t	23
INTERCEPTIONS	NO	YDS	AVG	LG	TD
R. Barber	4	69	17.3	65t	1
A. Talib	4	32	8.0	19	0
J. Phillips	3	72	24.0	58	0
S. Piscitelli	2	106	53.0	84	0
G. Adams	2	50	25.0	45t	1
P. Buchanon	2	33	16.5	26t	1
B. Ruud	2	10	5.0	10	0
T. Jackson	1	25	25.0	25	0
C. June	1	1	1.0	1	0
D. Brooks	1	-2	-2.0	-2	0

BUCCANEERS	22	396	18.0	84	3
OPPONENTS	13	233	17.9	62t	2
TACKLES	SOLO	ASST.	TOTAL		
B. Ruud	130	48	178		
D. Brooks	64	47	111		
C. June	68	36	104		
T. Jackson	68	34	102		
R. Barber	70	30	100		

SACKS	SPECIAL TEAM TACKLES		
G. Adams	6.5	O. Black	24
G. White	5.0	W. Allen	21
J. Wilkerson	5.0	T. Jackson	18
K. Carter	4.0	E. Mack	12
B. Ruud	3.0	A. Hayward	12

BUCCANEERS	29.0
OPPONENTS	32.0

PUNTING	NO	YDS	AVG	NET	TB	IN20LG	BK	
J. Bidwell	77	3,426	44.5	37.6	7	27	64	0

BUCCANEERS	77	3,426	44.5	37.6	7	27	64	0
OPPONENTS	81	3,528	43.6	35.4	11	15	70	2

PUNT RETURNS	RET	FC	YDS	AVG	LONG	TD
C. Smith	23	4	324	14.1	70t	1
D. Jackson	20	0	97	4.9	19	0

BUCCANEERS	47	11	440	9.4	70t	1
OPPONENTS	39	10	392	10.1	43	0

KICKOFF RETURNS	RET	YDS	AVG	LONG	TD
C. Smith	36	992	27.6	97t	1
D. Jackson	14	327	23.4	45	0

BUCCANEERS	60	1,486	24.8	97t	1
OPPONENTS	74	1,542	20.8	61	0

FIELD GOALS	1-19	20-29	30-39	40-49	50+	LG
M. Bryant	0/0	12/12	15/15	5/8	0/3	49
BUCCANEERS	0/0	12/12	15/15	5/8	0/3	49
OPPONENTS	0/0	10/10	8/9	8/9	2/2	57

USUAL STARTING LINEUP

OFFENSE:	DEFENSE:
WR 80 Michael Clayton	LE 93 Kevin Carter
LT 70 Donald Penn	NT 95 Chris Hovan
LG 78 Arron Sears	DT 71 Jordan Hays
C 52 Jeff Faine	RE 90 Gaines Adams
RG 75 Davin Joseph	OLB 59 Cato June
RT 65 Jeremy Trueblood	MLB 51 Barrett Ruud
TE 81 Alex Smith	OLB 55 Derrick Brooks
TE 88 John Gilmore	LCB 31 Phillip Buchanon
WR 89 Antonio Bryant	RCB 20 Ronde Barber
QB 7 Jeff Garcia	SS 23 Jermaine Phillips
RB 34 Earnest Graham	FS 36 Tanard Jackson

FRONT OFFICE
 PLAYERS
 2009 REVIEW
 HISTORY
 RECORDS
 SIDELINES

2009

RECORD: 3-13 HEAD COACH: RAHEEM MORRIS

DATE	W/L	SCORE	OPPONENT	ATT.
9/13	L	21-34	DALLAS	63,806
9/20	L	20-33	at Buffalo	70,318
9/27	L	0-24	N.Y. GIANTS	63,689
10/4	L	13-16	at Washington	86,412
10/11	L	14-33	at Philadelphia	69,144
10/18	L	21-28	CAROLINA	62,422
10/25	L	7-35	NEW ENGLAND (London)	77,511
84,254				
11/8	W	38-28	Green Bay	62,994
11/15	L	23-25	at Miami	66,085
11/22	L	7-38	New Orleans	62,720
11/29	L	17-20	at Atlanta	67,029
12/6	L	6-16	at Carolina	72,455
12/13	L	3-26	N.Y. Jets	62,731
12/20	W	24-7	at Seattle	67,011
12/27	W	20-17 (ot)	at New Orleans	70,021
1/3	L	10-20	Atlanta	62,578

RECEIVING	NO	YDS	AVG	LG	TD
K. Winslow	77	884	11.5	42t	5
A. Bryant	39	600	15.4	42t	4
S. Stroughter	31	334	10.8	35	1
C. Williams	28	217	7.8	22t	3
M. Stovall	24	366	15.3	38	1
D. Ward	20	150	7.5	38	2
M. Clayton	16	230	14.4	47	1
J. Stevens	15	130	8.7	17	0
E. Graham	14	109	7.8	16	0
B. Clark	6	65	10.8	17	0
J. Gilmore	3	23	7.7	9	0
C. Smith	2	4	2.0	3	0
B. Askew	2	3	1.5	4	0
D. Penn	1	15	15.0	15	0
C. Pressley	1	2	2.0	2	0
J. Freeman	0	1	0	1	0
J. Zutthah	0	1	0	1	0

	BUCS	OPP
TOTAL FIRST DOWNS	246	324
Rushing	80	129
Passing	148	171
Penalty	18	24
3rd Down: Made/Att (40.2%)	71/218 (32.6%)	86/214
4th Down: Made/Att	9/22 (40.9%)	9/15 (60.0%)
POSSESSION AVG.	28:31	31:29
TOTAL NET YARDS	4,600	5,849
Avg. Per Game	287.5	365.6
Total Plays	961	1039
Avg. Per Play	4.8	5.6
NET YARDS RUSHING	1,627	2,531
Avg. Per Game	101.7	158.2
Total Rushes	404	529
NET YARDS PASSING	2,973	3,318
Avg. Per Game	185.8	207.4
Sacked/Yards Lost	33/161	28/166
Gross Yards	3,134	3,484
Attempts/Completions	524/279	482/301
Completion Pct.	53.2%	62.4%
Had Intercepted	29	19
PUNTS/AVERAGE	87/41.7	72/42.8
NET PUNTING AVG.	36.3	35.3
PENALTIES/YARDS	93/696	80/731
FUMBLES/BALL LOST	25/5	18/10
TOUCHDOWNS	28	46
Rushing	5	16
Passing	18	28
Returns	5	2

BUCCANEERS	279	3,134	11.2	47	18
OPPONENTS	301	3,484	11.6	80t	28
INTERCEPTIONS	NO	YDS	AVG	LG	TD
A. Talib	5	99	19.8	32	0
T. Jackson	5	86	17.2	35t	2
E. Mack	3	36	12.0	36	0
G. Hayes	2	21	10.5	20	0
S. Piscitelli	2	7	3.5	4	0
B. Ruud	1	23	23.0	21	0
Q. Black	1	3	3.0	3	0

BUCCANEERS	19	275	14.5	36	2
OPPONENTS	29	492	17.0	76t	2

TACKLES	SOLO	ASST.	TOTAL
B. Ruud	122	83	205
G. Hayes	90	46	136
R. Barber	67	26	93
Q. Black	58	35	93
S. Piscitelli	71	20	91

SACKS	SPECIAL TEAM TACKLES		
S. White	6.5	N. Koutouvides	18
J. Wilkerson	6.0	T. Cox	17
T. Crowder	3.5	A. Hayward	15
G. Hayes	3.0	Q. Black	14
R. Barber	2.0	B. Clark	13
R. Miller	2.0	M. Stovall	8

BUCCANEERS	28.0
OPPONENTS	33.0

PUNTING	NO	YDS	AVG	NET	TB	IN20LG	BK	
D. Johnson	62	2,558	41.3	36.7	3	16	63	0
S. Paulescu	24	1,022	42.6	35.5	5	8	61	0
C. Barth	1	46	46.0	28.0	0	0	46	0

BUCCANEERS	87	3,626	41.7	36.3	8	24	63	0
OPPONENTS	70	3,083	42.8	35.3	4	22	63	2

PUNT RETURNS	RET	FC	YDS	AVG	LONG	TD
C. Smith	23	8	232	10.1	21	0
S. Stroughter	12	0	119	9.9	33	0
M. Spurlock	3	0	90	30.0	77t	1

BUCCANEERS	40	10	462	11.6	77t	1
OPPONENTS	38	17	311	8.2	34	0

KICKOFF RETURNS	RET	YDS	AVG	LONG	TD
C. Smith	31	902	29.1	83	0
S. Stroughter	11	324	29.5	97t	1
M. Spurlock	8	170	21.3	32	0

BUCCANEERS	62	1,630	26.3	97t	1
OPPONENTS	46	878	19.1	37	0

USUAL STARTING LINEUP			DEFENSE:		
OFFENSE:			WR	LB	DE
WR	80	Michael Clayton	LE	97	Jimmy Wilkerson
LT	70	Donald Penn	DT	95	Chris Hovan
LG	76	Jeremy Zutthah	DT	98	Ryan Sims
C	52	Jeff Faine	RE	91	Stylez G. White
RG	75	Davin Joseph	OLB	58	Quincy Black
RT	65	Jeremy Trueblood	MLB	51	Barrett Ruud
TE	82	Kellen Winslow	OLB	54	Geno Hayes
TE	86	Jerramy Stevens	LCB	25	Aqib Talib
WR	89	Antonio Bryant	RCB	20	Ronde Barber
QB	5	Josh Freeman	SS	21	Sabby Piscitelli
RB	24	Carnell Williams	FS	36	Tanard Jackson

BY QUARTERS	1	2	3	4	OT	TOT			
BUCCANEERS	34	73	38	96	3	244			
OPPONENTS	108	118	74	100	0	400			
SCORING	TD	R	P	RT	PAT	2-PT.	FG	S	PTS
C. Barth	0	0	0	0	12/12	0	14/19	0	54
C. Williams	7	4	3	0	0/0	0	0/0	0	42
K. Winslow	5	0	5	0	0/0	0	0/0	0	30
A. Bryant	4	0	4	0	0/0	0	0/0	0	24
D. Ward	3	1	2	0	0/0	0	0/0	0	18
S. Stroughter	2	0	1	1	0/0	0	0/0	0	12
T. Jackson	2	0	0	2	0/0	0	0/0	0	12
M. Nugent	0	0	0	0	6/6	0	2/6	0	12
BUCCANEERS	28	5	18	5	24/24	2	16/26	0	244
OPPONENTS	46	16	28	2	44/46	0	26/32	1	400

FIELD GOALS	1-19	20-29	30-39	40-49	50+	LG	
C. Barth	0/0	0/0	2/2	4/6	5/7	34	54
M. Nugent	0/0	1/1	1/2	0/3	0/0	37	
S. Andrus	0/0	0/0	0/0	0/1	0/0	-	
BUCCANEERS	0/0	3/3	5/8	5/11	3/4	54	
OPPONENTS	0/0	9/10	6/7	10/13	1/2	51	
RUSHING	NO	YDS	AVG	LG	TD		
C. Williams	211	823	3.9	35	4		
D. Ward	114	409	3.6	28	1		
J. Freeman	30	161	5.4	20	0		
J. Johnson	22	148	6.7	29	0		
E. Graham	14	66	4.7	17	0		
C. Smith	4	7	1.8	4	0		
K. Winslow	1	7	7.0	7	0		
B. Leftwich	6	6	1.0	4	0		
BUCCANEERS	404	1,627	4.0	35	5		
OPPONENTS	529	2,531	4.8	45	16		

PASSING	ATT.	CMP.	YDS.	CMP%	YDS/ATT	TD	TD%	INT	INT%	LONG	SK/LOST	RTG
J. Freeman	290	158	1,855	54.5%	6.4	10	3.4%	18	6.2%	42t	20/102	59.8
J. Johnson	125	63	685	50.4%	5.5	4	3.2%	8	6.4%	35	11/59	50.9
B. Leftwich	107	58	594	54.2%	5.6	4	3.7%	3	2.8%	47	2/0	71.2
M. Clayton	1	0	0	0.0%	0.0	0	0.0%	0	0.0%	0	0/0	39.6
D. Johnson	1	0	0	0.0%	0.0	0	0.0%	0	0.0%	0	0/0	39.6
BUCCANEERS	524	279	3,134	53.2%	6.0	18	3.4%	29	5.5%	47	33/161	59.8
OPPONENTS	482	301	3,484	62.4%	7.2	28	5.8%	19	3.9%	80t	28/166	87.2

DATE	W/L	SCORE	OPPONENT	ATT.
9/12	W	17-14	CLEVELAND	47,211
9/19	W	20-7	at Carolina	72,577
9/26	L	13-38	PITTSBURGH	61,036
10/10	W	24-21	at Cincinnati	63,888
10/17	L	6-31	NEW ORLEANS	51,759
10/24	W	18-17	ST. LOUIS	42,020
10/31	W	38-35	at Arizona	61,857
11/7	L	21-27	at Atlanta	67,266
11/14	W	31-16	CAROLINA	44,264
11/21	W	21-0	at San Francisco	69,732
11/28	L	10-17	at Baltimore	70,989
12/5	L	24-28	ATLANTA	53,955
12/12	W	17-16	at Washington	66,124
12/19	L	20-23 (ot)	DETROIT	47,692
12/26	W	38-15	SEATTLE	46,576
1/2	W	23-13	at New Orleans	70,068

	BUCS	OPP
TOTAL FIRST DOWNS	288	307
Rushing	97	118
Passing	172	171
Penalty	19	18
3rd Down: Made/Att (43.2%)	89/211	92/213
4th Down: Made/Att (71.4%)	10/14	9/17 (52.9%)
POSSESSION AVG.	30:39	29:21
TOTAL NET YARDS	5,362	5,323
Avg. Per Game	335.1	332.7
Total Plays	955	991
Avg. Per Play	5.6	5.4
NET YARDS RUSHING	2,001	2,107
Avg. Per Game	125.1	131.7
Total Rushes	431	444
NET YARDS PASSING	3,361	3,216
Avg. Per Game	210.1	201.0
Sacked/Yards Lost	30/203	26/143
Gross Yards	3,564	3,359
Attempts/Completions	494/306	521/307
Completion Pct.	61.9%	58.9%
Had Intercepted	6	19
PUNTS/AVERAGE	76/40.2	72/40.5
NET PUNTING AVG.	35.5	35.9
PENALTIES/YARDS	100/837	79/676
FUMBLES/BALL LOST	24/13	17/9
TOUCHDOWNS	39	38
Rushing	9	12
Passing	26	23
Returns	4	3

BY QUARTERS	1	2	3	4	OT	TOT
BUCANEERS	43	127	70	101	0	341
OPPONENTS	73	126	53	63	3	318

SCORING	TD	R	P	RT	PAT	2-PT.	FG	S	P	T
C. Barth	0	0	0	0	36/36	0	23/28	0	105	0
M. Williams	11	0	11	0	0/0	0	0/0	0	66	0
L. Blount	6	6	0	0	0/0	0	0/0	0	36	0
K. Winslow	5	0	5	0	0/0	0	0/0	0	30	0
C. Williams	3	2	1	0	0/0	0	0/0	0	18	0
M. Spurlock	3	0	2	1	0/0	0	0/0	0	18	0
A. Benn	2	0	2	0	0/0	0	0/0	0	12	0
E. Graham	2	1	1	0	0/0	0	0/0	0	12	0
BUCANEERS	39	9	26	4	36/36	1	23/28	0	341	0
OPPONENTS	38	12	23	3	35/35	2	17/21	0	318	0

FIELD GOALS	1-19	20-29	30-39	40-49	50+	LG
C. Barth	0/0	6/6	10/10	6/10	1/2	53
BUCANEERS	0/0	6/6	10/10	6/10	1/2	53
OPPONENTS	0/0	6/7	5/7	6/6	0/1	48

RUSHING	NO	YDS	AVG	LG	TD
L. Blount	201	1,007	5.0	53	6
C. Williams	125	437	3.5	45t	2
J. Freeman	68	364	5.4	33	0
E. Graham	20	99	5.0	61	1
J. Johnson	4	39	9.8	14	0
A. Benn	6	35	5.8	17	0
K. Huggins	4	11	2.8	7	0
P. Parker	1	7	7.0	7	0
S. Stroughter	1	2	2.0	2	0
K. Lumpkin	1	0	0.0	0	0
BUCANEERS	431	2,001	4.6	61	9
OPPONENTS	444	2,107	4.7	54	12

PASSING	ATT.	CMP.	YDS.	CMP%	YDS/ATT	TD	TD%	INT	INT%	LONG	SK/LOST	RTG
J. Freeman	474	291	3,451	61.4%	7.3	25	5.3%	6	1.3%	64	28/195	95.9
J. Johnson	16	14	111	87.5%	6.9	0	0.0%	0	0.0%	22	2/8	95.6
E. Graham	1	1	2	100.0%	2.0	1	100.0%	0	0.0%	2t	0/0	118.8
M. Spurlock	3	0	0	0.0%	0.0	0	0.0%	0	0.0%	0	0/0	39.6
BUCANEERS	494	306	3,564	61.9%	7.2	26	5.3%	6	1.2%	64	30/203	96.2
OPPONENTS	521	307	3,359	58.9%	6.4	23	4.4%	19	3.6%	65t	26/143	77.6

RECEIVING	NO	YDS	AVG	LG	TD
K. Winslow	66	730	11.1	41t	5
M. Williams	65	964	14.8	58t	11
C. Williams	46	355	7.7	20	1
A. Benn	25	395	15.8	64	2
S. Stroughter	24	239	10.0	27	0
M. Spurlock	17	250	14.7	43	2
E. Graham	16	130	8.1	46	1
J. Gilmore	13	160	12.3	30	1
M. Stovall	7	81	11.6	38	1
D. Briscoe	6	93	15.5	54	1
R. Purvis	5	38	7.6	12	0
L. Blount	5	14	2.8	7	0
P. Parker	4	42	10.5	21	0
J. Stevens	3	43	14.3	22	0
K. Lumpkin	1	12	12.0	12	0
E. Lorig	1	10	10.0	10	0
K. Huggins	1	7	7.0	7	0
D. Penn	1	1	1.0	1t	1

BUCANEERS	306	3,564	11.6	64	26
OPPONENTS	307	3,359	10.9	65t	23

INTERCEPTIONS	NO	YDS	AVG	LG	TD
A. Talib	6	91	15.2	45t	1
R. Barber	3	98	32.7	64	0
C. Grimm	2	24	12.0	13	1
S. Jones	1	45	45.0	31	0
G. Hayes	1	41	41.0	41t	1
S. Piscitelli	1	31	31.0	31	0
Q. Black	1	4	4.0	4	0
L. Asante	1	4	4.0	4	0
B. Ruud	1	1	1.0	1	0
C. Lynch	1	0	0.0	0	0
E. Biggers	1	0	0.0	0	0

BUCANEERS	19	339	17.8	64	3
OPPONENTS	6	153	25.5	79t	1

TACKLES	SOLO	ASST.	TOTAL
B. Ruud	98	63	161
G. Hayes	78	26	104
R. Barber	88	14	102
S. Jones	66	23	89
Q. Black	52	36	88

SACKS	SPECIAL TEAM TACKLES		
S. White	4.5	A. Hayward	20
G. Hayes	4.0	D. Watson	19
T. Crowder	3.0	C. Lynch	18
G. McCoy	3.0	N. Koutouvides	14

BUCANEERS	26.0
OPPONENTS	30.0

PUNTING	NO	YDS	AVG	NET	TB	IN20LG	BK	
R. Malone	52	2,160	41.5	36.5	5	17	64	0
C. Bryan	23	860	37.4	34.3	0	7	57	0
C. Barth	1	33	33.0	13.0	1	0	33	0

BUCANEERS	76	3,053	40.2	35.5	6	24	64	0
OPPONENTS	72	2,917	40.5	35.9	7	25	72	0

PUNT RETURNS	RET	FC	YDS	AVG	LONG	TD
M. Spurlock	28	16	193	6.9	23	0
BUCANEERS	30	16	193	6.4	23	0
OPPONENTS	32	17	232	7.3	37	0

KICKOFF RETURNS	RET	YDS	AVG	LONG	TD
M. Spurlock	44	1129	25.7	89t	1
P. Parker	10	178	17.8	37	0
S. Stroughter	3	79	26.3	30	0

BUCANEERS	57	1,386	24.3	89t	1
OPPONENTS	75	1,554	20.7	102t	1

USUAL STARTING LINEUP OFFENSE:	DEFENSE:
WR 19 Mike Williams	LE 96 Tim Crowder
LT 70 Donald Penn	DT 93 Gerald McCoy
LG 62 Ted Larsen	DT 90 Roy Miller
C 52 Jeff Faine	RE 91 Stylez G. White
RT 75 Davin Joseph	OLB 58 Quincy Black
RG 77 James Lee	MLB 51 Barrett Ruud
TE 82 Kellen Winslow	OLB 54 Gene Hayes
TE 88 John Gilmore	LCB 25 Aqib Talib
WR 17 Arrelious Benn	RCB 20 Ronde Barber
QB 5 Josh Freeman	SS 26 Sean Jones
RB 24 Carnell Williams	FS 35 Cody Grimm

DATE	W/L	SCORE	OPPONENT	ATT.
9/11	L	20-27	DETROIT	51,274
9/18	W	24-20	at Minnesota	62,461
9/25	W	16-13	ATLANTA	46,995
10/3	W	24-17	INDIANAPOLIS	63,972
10/9	L	3-48	at San Francisco	69,732
10/16	W	26-20	NEW ORLEANS	56,590
10/23	L	18-24	CHICAGO	76,981
11/6	L	16-27	at New Orleans	73,043
11/13	L	9-37	HOUSTON	56,037
11/20	L	26-35	at Green Bay	70,498
11/27	L	17-23	at Tennessee	69,143
12/4	L	19-38	CAROLINA	56,270
12/11	L	14-41	at Jacksonville	62,562
12/17	L	15-31	DALLAS	65,162
12/24	L	16-48	at Carolina	70,363
1/1	L	24-45	at Atlanta	68,167

	BUCS	OPP
TOTAL FIRST DOWNS	277	356
Rushing	74	135
Passing	180	188
Penalty	23	33
3rd Down: Made/Att (39.5%)	76/206 (36.9%)	73/185
4th Down: Made/Att (39.5%)	8/21 (38.1%)	9/13 (69.2%)

	BUCS	OPP
POSSESSION AVG.	29:01	30:59
TOTAL NET YARDS	5,108	6,311
Avg. Per Game	319.3	394.4
Total Plays	966	1,002
Avg. Per Play	5.3	6.3

	BUCS	OPP
NET YARDS RUSHING	1,458	2,497
Avg. Per Game	91.1	156.1
Total Rushes	346	498
Avg. Per Rush	4.2	3.1

	BUCS	OPP
NET YARDS PASSING	3,650	3,814
Avg. Per Game	228.1	238.4
Sacked/Yards Lost	32/188	23/148
Gross Yards	3,838	3,962
Attempts/Completions	588/365	481/301
Completion Pct.	62.1%	62.6%
Had Intercepted	24	14

	BUCS	OPP
PUNTS/AVERAGE	67/45.1	58/43.4
NET PUNTING AVG.	40.3	37.7
PENALTIES/YARDS	123/1,007	95/786
FUMBLES/BALL LOST	30/16	21/10
TOUCHDOWNS	30	61
Rushing	9	26
Passing	17	30
Returns	4	5

BY QUARTERS	1	2	3	4	OT	TOT
BUCCANEERS	34	96	65	92	0	287
OPPONENTS	126	178	86	104	0	494

SCORING	TD	R	P	RT	PAT	2-PT.	FG	S	PTS
C. Barth	0	0	0	0	23-23	0	26-28	0	101
D. Briscoe	6	0	6	0	0-0	0	0-0	0	36
L. Blount	5	5	0	0	0-0	0	0-0	0	30
J. Freeman	4	4	0	0	0-0	0	0-0	0	24
A. Benn	3	0	3	0	0-0	0	0-0	0	18
P. Parker	3	0	3	0	0-0	0	0-0	0	18
M. Williams	3	0	3	0	0-0	0	0-0	0	18
K. Winslow	2	0	2	0	0-0	2	0-0	0	16
A. Talib	2	0	2	0	0-0	0	0-0	0	12
E. Mack	1	0	0	1	0-0	0	0-0	0	6
D. Watson	1	0	0	1	0-0	0	0-0	0	6
R. Barber	0	0	0	0	0-0	0	0-0	1	2

BUCCANEERS	30	9	17	4	23-23	2-7	26-28	1	287
OPPONENTS	61	26	30	5	59-60	0-1	23-29	0	494

RUSHING	NO	YDS	AVG	LG	TD
L. Blount	184	781	4.2	54t	5
J. Freeman	55	238	4.3	25	4
E. Graham	37	206	5.6	34	0
K. Lumpkin	31	105	3.4	19	0
J. Johnson	11	67	6.1	14	0
M. Madu	15	55	3.7	15	0
A. Bradford	5	13	2.6	4	0
M. Williams	1	3	3.0	3	0
P. Parker	1	-3	-3.0	-3	0
A. Benn	6	-7	-1.2	9	0

BUCCANEERS	346	1,458	4.2	54t	9
OPPONENTS	498	2,497	5.0	81t	26

PASSING	ATT.	CMP.	YDS.	CMP%	YDS/ATT	TD	INT	INT%	LONG	SK/LOST	RTG	
J. Freeman	551	346	3592	62.8%	6.5	16	2.9%	22	4.0%	65t	29/164	74.6
J. Johnson	36	19	246	52.8%	6.8	1	2.8%	2	5.6%	42	3/24	60.7
M. Spurlock	1	0	0	0.0%	0.0	0	0.0%	0	0.0%	0	0/0	39.6

BUCCANEERS	588	365	3838	62.1%	6.5	17	2.9%	24	4.1%	65t	32/188	73.7
OPPONENTS	481	301	3962	62.6%	8.2	30	6.2%	14	2.9%	91t	23/148	97.2

RECEIVING	NO	YDS	AVG	LG	TD
K. Winslow	75	763	10.2	37	2
M. Williams	65	771	11.9	42	3
K. Lumpkin	41	291	7.1	16	0
P. Parker	40	554	13.9	51	3
D. Briscoe	35	387	11.1	46	6
A. Benn	30	441	14.7	65t	3
E. Graham	26	163	6.3	19	0
L. Blount	15	148	9.9	35	0
L. Stocker	12	92	7.7	24	0
M. Madu	10	72	7.2	15	0
E. Lorig	6	53	8.8	22	0
S. Stroughter	4	52	13.0	29	0
Z. Plianalto	4	40	10.0	15	0
M. Spurlock	2	13	6.5	7	0

BUCCANEERS	365	3,838	10.5	65t	17
OPPONENTS	301	3,962	13.2	91t	30

INTERCEPTIONS	NO	YDS	AVG	LG	TD
R. Barber	3	12	4.0	12	0
T. Jackson	2	59	29.5	43	0
A. Talib	2	55	27.5	28t	2
E. Mack	2	47	23.5	40t	1
C. Lynch	1	14	14.0	14	0
G. Hayes	1	8	8.0	8	0
E. Biggers	1	0	0.0	0	0
M. Foster	1	0	0.0	0	0
Q. Black	1	0	0.0	0	0

BUCCANEERS	14	195	13.9	43	3
OPPONENTS	24	266	11.1	32	2

TACKLES	SOLO	ASST.	TOTAL
M. Foster	74	52	126
S. Jones	78	14	92
G. Hayes	56	30	86
R. Barber	70	7	77
Q. Black	52	23	75

SACKS	SPECIAL TEAM TACKLES		
A. Clayborn	7.5	A. Hayward	10
M. Bennett	4.0	C. Lynch	7
B. Price	3.0	E. Biggers	7
M. Foster	2.0	D. Watson	6
D. Bowers	1.5	E. Lorig	6

BUCCANEERS	23.0
OPPONENTS	32.0

PUNTING	NO	YDS	AVG	NET	TB	IN20	LG	BK
M. Koenen	67	3,023	45.1	40.3	3	24	65	0
BUCCANEERS	67	3,023	45.1	40.3	3	24	65	0
OPPONENTS	58	2,518	43.4	37.7	5	17	63	0

PUNT RETURNS	RET	F	YDS	AVG	LONG	TD
P. Parker	23	13	210	9.1	34	0
M. Spurlock	6	1	21	3.5	15	0
BUCCANEERS	29	14	231	8.0	34	0
OPPONENTS	36	14	266	7.4	55	0

KICKOFF RETURNS	RET	YDS	AVG	LONG	TD
S. Stroughter	20	540	27.0	78	0
P. Parker	20	439	22.0	45	0
M. Spurlock	2	33	16.5	21	0
D. Briscoe	1	12	12.0	12	0
BUCCANEERS	46	1,024	22.3	78	0
OPPONENTS	25	570	22.8	84t	1

FIELD GOALS	1-19	20-29	30-39	40-49	50+	LG
C. Barth	0/0	5/5	6/6	13/14	2/3	55
BUCCANEERS	0/0	5/5	6/6	13/14	2/3	53
OPPONENTS	1/1	12/13	7/8	2/6	1/1	52

USUAL STARTING LINEUP	OFFENSE:	DEFENSE:	
WR	19 Mike Williams	LE	71 Michael Bennett
LT	70 Donald Penn	DT	93 Gerald McCoy
LG	76 Jeremy Zuttah	DE	92 Brian Price
C	52 Jeff Faine	RE	94 Adrian Clayborn
RG	75 Davin Joseph	OLB	58 Quincy Black
RT	65 Jeremy Trueblood	MLB	59 Mason Foster
TE	82 Kellen Winslow	OLB	54 Geno Hayes
TE	88 Luke Stocker	LCB	25 Aqib Talib
WR	17 Arrelous Benn	RCB	20 Ronde Barber
QB	5 Josh Freeman	SS	26 Sean Jones
RB	27 LeGarrette Blount	FS	36 Tanard Jackson

DATE	W/L	SCORE	OPPONENT	ATT.
9/9	W	16-10	CAROLINA	51,533
9/16	L	34-41	at N.Y. Giants	76,964
9/23	L	10-16	at Dallas	81,984
9/30	L	22-24	WASHINGTON	58,191
10/14	W	38-10	KANSAS CITY	46,500
10/21	L	28-35	NEW ORLEANS	58,906
10/25	W	36-17	at Minnesota	60,860
11/4	W	42-32	at Oakland	52,055
11/11	W	34-24	SAN DIEGO	54,813
11/18	W	27-21	at Carolina (OT)	72,603
11/25	L	23-24	ATLANTA	54,400
12/2	L	23-31	at Denver	76,432
12/9	L	21-23	PHILADELPHIA	64,941
12/16	L	0-41	at New Orleans	73,096
12/23	L	13-28	ST. LOUIS	51,535
12/30	W	22-17	at Atlanta	69,644

	BUCS	OPP
TOTAL FIRST DOWNS	301	
329		
Rushing	89	75
Passing	188	
226		
Penalty	24	28
3rd Down: Made/Att. (40.2%)	76/212 (35.8%)	88/219
4th Down: Made/Att. (42.9%)	7/17 (41.2%)	6/14 (42.9%)

POSSESSION AVG.	30:11	29:49
TOTAL NET YARDS	5820	6078
Avg. Per Game	363.8	379.9
Total Plays	1,008	1,031
Avg. Per Play	5.8	5.9
NET YARDS RUSHING	1,837	1,320
Avg. Per Game	114.8	82.5
Total Rushes	416	377
NET YARDS PASSING	3,983	4,758
Avg. Per Game	248.9	297.4
Sacked/Yards Lost	26/161	27/193
Gross Yards	4,144	4,951
Att./Completions	566/311	627/410
Completion Pct.	54.9	65.4
Had Intercepted	17	18
PUNTS/AVERAGE	77/44.7	79/45.1
NET PUNTING AVERAGE	37.4	40.0
PENALTIES/YARDS	101/819	103/851
FUMBLES/FUMBLES LOST	16/6	16/8
TOUCHDOWNS	44	48
Rushing	13	13
Passing	27	30
Returns	4	5

BY QUARTERS	1	2	3	4	OT	TOT
BUCCANEERS	94	77	88	124	6	389
OPPONENTS	71	127	73	123	0	394

SCORING	TD	R	P	RT	PAT	2-PT.	FG	S	PTS
C. Barth	0	0	0	0	39-39	0	28-33	0	123
D. Martin	12	11	1	0	0-0	0	0-0	0	72
M. Williams	8	0	0	0	0-0	0	0-0	0	48
V. Jackson	0	8	0	0	0-0	1	0-0	0	50
D. Clark	4	0	4	0	0-0	0	0-0	0	24
L. Blount	2	2	0	0	0-0	0	0-0	0	12
T. Underwood	2	0	2	0	0-0	0	0-0	0	12
R. Barber	1	0	0	1	0-0	0	0-0	0	6
N. Byham	1	0	0	1	0-0	0	0-0	0	6
A. Hayward	1	0	0	1	0-0	0	0-0	0	6
L. Johnson	1	0	0	1	0-0	0	0-0	0	6
E. Lorig	1	0	0	1	0-0	0	0-0	0	6
L. Stocker	1	0	0	1	0-0	0	0-0	0	6
E. Wright	1	0	0	1	0-0	0	0-0	0	6

BUCCANEERS	44	13	27	4	39-39	1-4	28-33	0	389
OPPONENTS	48	13	30	5	45-45	2-3	19-28	0	394

RUSHING	NO	YDS	AVG	LG	TD
D. Martin	319	1,454	4.6	70t	11
L. Blount	41	151	3.7	35	2
J. Freeman	39	139	3.6	13	0
D. Ware	11	51	4.6	17	0
K. Tandy	1	18	18.0	18	0
A. Benn	3	16	5.3	9	0
P. Parker	3	7	7.0	7	0
T. Underwood	1	1	1.0	1	0
BUCCANEERS	416	1,837	4.4	70t	13
OPPONENTS	377	1,320	3.5	64t	13

PASSING	ATT.	CMP.	YDS.	CMP%	YDS/ATT	TD	TD%	INT	INT%	LONG	SK/LOST	RTG
Freeman	558	306	4,065	54.8	7.28	27	4.8	17	3.0	95	26/161	81.6
Orlovsky	7	4	51	57.1	7.29	0	0.0	0	0.0	24	0/0	80.1
Williams	1	1	28	100.0	28.00	0	0.0	0	0.0	28	0/0	118.8
BUCCANEERS	566	311	4,144	54.9	7.32	27	4.8	17	3.0	95	26/161	81.8
OPPONENTS	627	410	4,951	65.4	7.90	30	4.8	18	2.9	80t	27/193	93.5

RECEIVING	NO	YDS	AVG	LG	TD
Jackson	72	1,384	19.2	95	8
Williams	63	996	15.8	65	9
Martin	49	472	9.6	64t	1
Clark	47	435	9.3	33	4
Underwood	28	425	15.2	62	2
Stocker	16	165	10.3	33	1
Ware	14	100	7.1	23	0
Lorig	12	83	6.9	16	1
Benn	4	26	6.5	9	0
Byham	3	18	6.0	10	1
Owusu, C.	1	24	24.0	24	0
Stroughter	1	14	14.0	14	0
Blount	1	2	2.0	2	0

BUCCANEERS	311	4,144	13.3	95	27
OPPONENTS	410	4,951	12.1	80t	30

INTERCEPTIONS	NO	YDS	AVG	LG	TD
R. Barber	4	160	40.0	78t	1
L. Johnson	3	86	28.7	83t	1
A. Black	2	34	17.0	34	0
E. Wright	1	60	60.0	60t	1
B. McDonald	1	40	40.0	40	0
L. David	1	27	27.0	27	0
M. Barron	1	12	12.0	12	0
E. Biggers	1	0	0.0	0	0
M. Foster	1	0	0.0	0	0
D. Gorrer	1	0	0.0	0	0
L. Lewis	1	0	0.0	0	0
A. Talib	1	0	0.0	0	0

BUCCANEERS	18	419	23.3	83t	3
OPPONENTS	17	269	15.8	74t	3

TACKLES	SOLO	ASST.	TOTAL
L. David	112	27	139
M. Foster	80	24	104
R. Barber	70	21	91
M. Barron	72	17	89
E. Biggers	39	9	48

SACKS	SPECIAL TEAM TACKLES		
M. Bennett	9.0	E. Lorig	7
G. McCoy	5.0	D. Watson	7
D. Te'o-Nesheim	4.0	A. Economos	6
D. Bowers	3.0	A. Hayward	6

BUCCANEERS	23.0	
OPPONENTS	32.0	

PUNTING	NO	YDS	AVG	NET	TB	IN20LG	BK	
M. Koenen	76	3440	45.3	37.4	6	22	64	1
BUCCANEERS	77	3,440	44.7	37.4	6	22	64	1
OPPONENTS	79	3,563	45.1	40.0	4	21	66	3

PUNT RETURNS	RET	FC	YDS	AVG	LONG	TD
R. Parrish	30	15	298	9.9	39	0
J. Shipley	3	1	10	3.3	9	0
S. Stroughter	3	3	16	5.3	13	0

BUCCANEERS	36	19	324	9.0	39	0
OPPONENTS	40	16	440	11.0	45	0

KICKOFF RETURNS	RET	YDS	AVG	LONG	TD
A. Benn	13	306	23.5	55	0
L. Lewis	5	106	21.2	33	0
R. Parrish	4	86	21.5	25	0
M. Smith	3	55	18.3	23	0
T. Underwood	2	47	23.5	25	0
D. Ware	2	25	12.5	18	0
A. Black	1	3	3.0	3	0
V. Jackson	1	2	2.0	2	0

BUCCANEERS	31	630	20.3	55	0
OPPONENTS	27	680	25.2	44	0

FIELD GOALS	1-19	20-29	30-39	40-49	50+	LG
C. Barth	0/0	7/7	3/4	12/13	6/9	57
BUCCANEERS	0/0	7/7	3/4	12/13	6/9	57
OPPONENTS	0/0	9/10	8/10	1/5	1/3	51

USUAL STARTING LINEUP OFFENSE:	DEFENSE:
WR 83 Vincent Jackson	LE 71 Michael Bennett
LT 70 Donald Penn	DT 93 Gerald McCoy
LG 76 Jeremy Zuttah	DT 90 Roy Miller
C 62 Led Larsen	RE 50 Daniel Te'o-Nesheim
RT 79 Jamon Meredith	OLB 57 Adam Hayward
WR 69 Demar Dotson	MLB 59 Mason Foster
TE 44 Dallas Clark	OLB 54 Lavonte David
TE 88 Luke Stocker	LCB 31 E.J. Biggers
WR 19 Mike Williams	RCB 21 Eric Wright
QB 5 Josh Freeman	SS 24 Mark Barron
RB 22 Doug Martin	FS 20 Ronde Barber

FRONT OFFICE
 PLAYERS
 2019 REVIEW
 HISTORY
 RECORDS
 SIDELINES

2013

RECORD: 4-12 HEAD COACH: GREG SCHIANO

DATE	W/L	SCORE	OPPONENT	ATT.
9/8	L	17-18	at N.Y. Jets	76,957
9/15	L	14-16	NEW ORLEANS	60,870
9/22	L	3-23	at New England	68,756
9/29	L	10-13	ARIZONA	44,956
10/13	L	20-31	PHILADELPHIA	62,505
10/20	L	23-31	at Atlanta	69,522
10/24	L	13-31	CAROLINA	59,073
11/3	L	24-27	at Seattle	67,873
11/11	W	22-19	MIAMI	67,873
11/17	W	41-28	ATLANTA	55,360
11/24	W	24-21	at Detroit	62,098
12/1	L	6-27	at Carolina	72,795
12/8	W	27-6	BUFFALO	59,194
12/15	L	14-33	SAN FRANCISCO	64,142
12/22	L	13-23	at St. Louis	54,423
12/29	L	17-42	at New Orleans	73,150

	BUCS	OPP
TOTAL FIRST DOWNS	269	324
Rushing	75	95
Passing	157	190
Penalty	37	39
3rd Down: Made/Att.	69/221 31.2%	80/204
39.2%		
4th Down: Made/Att.	8/22 36.4%	8/14 57.1%

	BUCS	OPP
POSSESSION AVG.	29:24	30:36
TOTAL NET YARDS	4,432	5,568
Avg. Per Game	277.0	348.0
Total Plays	981	1,020
Avg. Per Play	4.5	5.5
NET YARDS RUSHING	1,612	1,762
Avg. Per Game	100.8	110.1
Total Rushes	420	438
NET YARDS PASSING	2,820	3,806
Avg. Per Game	176.3	237.9
Sacked/Yards Lost	47/361	35/255
Gross Yards	3,181	4,061
Att./Completions	514/291	547/352
Completion Pct.	56.6	64.4
Had Intercepted	12	21

	BUCS	OPP
PUNTS/AVERAGE	87/44.2	68/44.1
NET PUNTING AVERAGE	38.3	39.0
PENALTIES/YARDS	121/1,136	105/1,012
FUMBLES/FUMBLES LOST	18/9	18/10
TOUCHDOWNS	31	42
Rushing	6	10
Passing	22	30
Returns	3	2

BY QUARTERS	1	2	3	4	OT	TOT
BUCCANEERS	80	125	33	50	0	288
OPPONENTS	64	140	76	106	3	389

SCORING	TD	R	P	RT	PAT	2-PT.	FG	S	PTS
R. Lindell	0	0	0	0	31-31	0	23-29	0	100
V. Jackson	7	7	0	0-0	0	0-0	0	0	42
B. Rainey	6	5	1	0	0-0	0	0-0	0	32
I. Wright	5	0	5	0	0-0	0	0-0	0	30
T. Underwood	4	0	4	0	0-0	0	0-0	0	24
M. Foster	2	0	0	2	0-0	0	0-0	0	12
M. Williams	2	0	2	0	0-0	0	0-0	0	12
T. Crabtree	1	0	0	1	0-0	0	0-0	0	6
L. Johnson	1	0	0	1	0-0	0	0-0	0	6
D. Martin	1	1	0	0	0-0	0	0-0	0	6
K. Ogletree	1	0	1	0	0-0	0	0-0	0	6
D. Penn	1	0	1	0	0-0	0	0-0	0	6
L. David	0	0	0	0	0-0	0	0-0	1	2

BUCCANEERS	31	6	2	3	31-31	0	0	23-29	1	288
OPPONENTS	42	10	30	2	40-40	1-2	31-32	1	389	

RUSHING	NO	YDS	AVG	LG	TD
B. Rainey	137	532	3.9	80t	5
D. Martin	127	456	3.6	28	1
M. James	60	295	4.9	24	0
B. Leonard	47	182	3.9	24	0
M. Glennon	27	37	1.4	16	0
M. Hill	9	23	2.6	10	0
D. Goldson	5	22	22.0	22	0
J. Freeman	5	20	4.0	13	0
S. Dawson	2	15	7.5	14	0
E. Page	2	14	7.0	19	0
J. Demps	1	14	14.0	14	0
T. Wright	1	2	2.0	2	0
V. Jackson	1	0	0.0	0	0
BUCCANEERS	420	1,612	3.8	80t	6
OPPONENTS	438	1,762	4.0	56	10

PASSING	ATT.	CMP.	YDS.	CMP%	YDS/ATT	TD	TD%	INT	INT%	LONG	SK/LOST	RTG
M. Glennon	416	247	2608	59.4	6.27	19	4.6	9	2.2	85t	40/314	83.9
J. Freeman	94	43	571	45.7	6.07	2	2.1	3	3.2	39	7/47	59.3
M. Koenen	2	0	0	0.0	0.00	0	0.0	0	0.0	0	0/0	39.6
M. James	1	1	2	100.0	2.00	1	100.0	0	0.0	2t	0/0	118.8
B. Rainey	1	0	0	0.0	0.00	0	0.0	0	0.0	0	0/0	39.6
BUCCANEERS	514	291	3181	56.6	6.19	22	4.3	12	2.3	85t	47/361	79.6
OPPONENTS	547	352	4061	64.4	7.42	30	5.5	21	3.8	80t	35/255	88.9

RECEIVING	NO	YDS	AVG	LG	TD
V. Jackson	78	1,224	15.7	60	7
T. Wright	54	571	10.6	36	5
B. Leonard	29	179	6.2	19	0
T. Underwood	24	140	13.3	85t	4
M. Williams	22	216	9.8	28	2
C. Owusu	13	114	8.8	20	0
D. Martin	12	66	5.5	13	0
E. Lorig	11	47	4.3	20	0
B. Rainey	10	27	2.7	11	1
M. James	10	43	4.3	20	1
K. Ogletree	8	70	8.8	20	1
E. Page	4	68	17.0	30	1
T. Crabtree	4	21	5.3	14	1
N. Bynam	3	38	12.7	34	0
J. Demps	3	21	7.0	10	0
M. Hill	2	23	11.5	12	0
S. Dawson	2	12	6.0	9	0
D. Penn	1	1	1.0	1	1

BUCCANEERS	291	3,181	10.9	85t	22
OPPONENTS	352	4,061	11.5	80t	30

INTERCEPTIONS	NO	YDS	AVG	LG	TD
L. David	5	87	17.4	32	0
M. Foster	3	122	40.7	35t	2
K. Tandy	3	42	14.0	20	0
J. Banks	3	33	11.0	18	0
M. Barron	2	3	1.5	3	0
D. Revis	2	3	1.5	3	0
L. Johnson	1	48	48.0	48t	1
D. Goldson	1	0	0.0	0	0
D. Watson	1	0	0.0	0	0

BUCCANEERS	21	338	16.1	85t	3
OPPONENTS	12	135	11.3	38	0

TACKLES	SOLO	ASST.	TOTAL
L. David	105	39	144
M. Foster	62	28	90
M. Barron	70	18	88
D. Goldson	62	18	80
A. Clayborn	44	20	64

SACKS	SPECIAL TEAM TACKLES		
G. McCoy	9.5	A. Hayward	11
L. David	7.0	J. Casillas	9
A. Clayborn	5.5	R. Shepard	6

BUCCANEERS	35.0
OPPONENTS	47.0

PUNTING	NO	YDS	AVG	NET	TB	IN20LG	BK
M. Koenen	87	3,846	44.2	38.3	6	19	62
BUCCANEERS	87	3,846	44.2	38.3	6	19	62
OPPONENTS	68	3,002	44.1	39.0	4	32	84

PUNT RETURNS	RET	FC	YDS	AVG	LONG	TD
E. Page	23	20	251	10.9	52	0
S. Dawson	1	0	17	17.0	17	0

BUCCANEERS	24	20	268	11.2	52	0
OPPONENTS	35	20	393	11.2	71	0

KICKOFF RETURNS	RET	YDS	AVG	LONG	TD
E. Page	22	548	24.9	44	0
J. Demps	4	93	23.3	29	0
S. Dawson	3	67	22.3	25	0
D. Martin	1	40	40.0	40	0
K. Ogletree	1	25	25.0	25	0
S. Larsen	1	17	17.0	17	0
B. Rainey	1	15	15.0	15	0
E. Lorig	1	6	6.0	6	0

BUCCANEERS	34	811	23.9	44	0
OPPONENTS	24	452	18.8	30	0

FIELD GOALS	1-19	20-29	30-39	40-49	50+	LG
R. Lindell	0/0	3/3	12/14	4/6	4/6	54
BUCCANEERS	0/0	3/3	12/14	4/6	4/6	54
OPPONENTS	0/0	10/10	5/5	14/15	2/2	53

USUAL STARTING LINEUP	OFFENSE:	DEFENSE:	
WR	83 Vincent Jackson	LE	50 Daniel Te'o-Nesheim
LT	70 Donald Penn	DT	93 Gerald McCoy
LG	79 Jason Meredith	DT	97 Akeem Spence
C	76 Jeremy Zuttah	RE	94 Adrian Clayborn
RG	75 Davin Joseph	MLB	59 Mason Foster
RT	69 Demar Dotson	OLB	54 Lavonte David
TE	82 Tim Wright	LCB	24 Darrelle Revis
WR	11 Tiquan Underwood	RCB	27 Johnthan Banks
QB	8 Mike Glennon	CB	29 Leonard Johnson
RB	32 Bobby Rainey	SS	24 Mark Barron
FB	41 Erik Lorig	FS	38 Dashon Goldson

DATE	W/L	SCORE	OPPONENT	ATT.
9/7	L	14-20	CAROLINA	64,442
9/14	L	17-19	ST. LOUIS	59,923
9/18	L	14-56	at Atlanta	70,318
9/28	W	27-24	at Pittsburgh	62,910
10/5	L	31-37 (OT)	at New Orleans	73,004
10/12	L	17-48	BALTIMORE	60,041
10/26	L	13-19 (OT)	MINNESOTA	56,577
11/2	L	17-22	at Cleveland	67,431
11/9	L	17-27	ATLANTA	57,751
11/16	W	27-7	at Washington	77,442
11/23	L	13-21	at Chicago	61,109
11/30	L	13-14	CINCINNATI	56,340
12/7	L	14-34	at Detroit	61,489
12/14	L	17-19	at Carolina	72,842
12/21	L	3-20	GREEN BAY	64,247
12/29	L	20-23	NEW ORLEANS	58,952

	BUCS	OPP
TOTAL FIRST DOWNS	263	353
Rushing	72	103
Passing	162	223
Penalty	29	27
3rd Down: Made/Att.	76/203 37.4%	93/213
4th Down: Made/Att.	4/12 33.3%	5/9 55.6%

	BUCS	OPP
POSSESSION AVG.	27:07	32:53
TOTAL NET YARDS	4,672	5,903
Avg. Per Game	292.0	368.9
Total Plays	936	1,067
Avg. Per Play	5.0	5.5
NET YARDS RUSHING	1,375	1,819
Avg. Per Game	85.9	113.7
Total Rushes	353	468

	BUCS	OPP
NET YARDS PASSING	3,297	4,084
Avg. Per Game	206.1	255.3
Sacked/Yards Lost	52/326	36/210
Gross Yards	3,623	4,294
Att./Completions	531/301	563/387
Completion Pct.	56.7	68.7
Had Intercepted	20	14
PUNTS/AVERAGE	79/39.9	64/44.2

	BUCS	OPP
NET PUNTING AVERAGE	37.1	37.5
PENALTIES/YARDS	118/939	106/935
FUMBLES/FUMBLES LOST	29/13	25/11
TOUCHDOWNS	31	46
Rushing	7	15
Passing	21	28
Returns	3	2

BY QUARTERS	1	2	3	4	OT	TOT
BUCCAANEERS	43	80	52	102	0	277
OPPONENTS	102	103	107	86	12	410

SCORING	TD	R	P	RT	PAT	2-PT.	FG	S	PTS
P. Murray	0	0	0	0	31-31	0	20-24	0	91
M. Evans	12	0	0	0	0-0	0	0-0	0	75
J. McCown	3	0	0	0	0-0	0	0-0	0	18
V. Jackson	0	0	0	0	0-0	0	0-0	0	12
D. Lansanah	0	0	0	0	0-0	0	0-0	0	12
D. Martin	2	0	0	0	0-0	0	0-0	0	12
L. Murphy	0	2	0	0	0-0	0	0-0	0	12
B. Rainey	1	0	0	0	0-0	0	0-0	0	12
A. Seferian-Jenkins	0	2	0	0	0-0	0	0-0	0	12
J. Banks	1	0	0	0	0-0	0	0-0	0	6
R. Herron	1	0	0	0	0-0	0	0-0	0	6
C. Owusu	1	0	0	0	0-0	0	0-0	0	6
C. Sims	1	0	0	0	0-0	0	0-0	0	6

BUCCAANEERS	31	7	21	3	31-31	0-0	20-24	0	277
OPPONENTS	46	15	28	3	41-41	1-3	29-39	2	410

RUSHING	NO	YDS	AVG	LG	TD
D. Martin	134	494	3.7	63	2
B. Rainey	94	406	4.3	31	1
C. Sims	66	185	2.8	20	1
J. McCown	25	127	5.1	16t	3
J. Lane	3	58	19.3	54	0
M. Glennon	10	49	4.9	19	0
M. James	19	37	1.9	9	0
S. Patton	1	19	19.0	19	0
R. Herron	1	0	0.0	0	0

BUCCAANEERS	353	1,375	3.9	63	7
OPPONENTS	468	1,819	3.9	57	15

RECEIVING	NO	YDS	AVG	LG	TD
V. Jackson	70	1,002	14.3	50	2
M. Evans	68	1,051	15.5	56t	2
B. Rainey	33	315	9.5	24	1
L. Murphy	31	380	12.3	34	2
B. Myers	22	190	8.6	26	0
A. Seferian-Jenkins	21	221	10.5	30	2
C. Sims	19	190	10.0	24	0
D. Martin	13	64	4.9	20	0
L. Stocker	7	41	5.9	11	0
R. Herron	6	58	9.7	16	1
R. Shepard	4	63	15.8	23	0
C. Owusu	2	20	10.0	19t	1
T. King	2	13	6.5	7	0
C. Brate	1	17	17.0	17	0
J. Lane	1	3	3.0	3	0
M. James	1	-5	-5.0	-5	0

BUCCAANEERS	301	3,623	12.0	56t	21
OPPONENTS	387	4,294	11.1	56t	28

INTERCEPTIONS	NO	YDS	AVG	LG	TD
J. Banks	4	69	17.3	32	1
D. Lansanah	3	60	20.0	33t	2
A. Verner	2	26	13.0	26	0
C. McDonald	1	3	3.0	3	0
K. Tandy	1	3	3.0	3	0
B. Dixon	1	0	0.0	0	0
B. McDougald	1	0	0.0	0	0
L. Johnson	1	-6	-6.0	-6	0

BUCCAANEERS	14	155	11.1	33t	3
OPPONENTS	20	191	9.6	54	1

TACKLES	SOLO	ASST.	TOTAL
L. David	101	45	146
D. Goldson	80	62	80
D. Lansanah	58	21	79
A. Verner	58	18	76
M. Foster	40	22	62

SACKS	SPECIAL TEAM TACKLES		
G. McCoy	8.5	R. Shepard	14
J. Smith	6.5	D. Fletcher	10
C. McDonald	5.0	O. Lemon/B.	
Magee	6		

BUCCAANEERS	36.0
OPPONENTS	52.0

PUNTING	NO	YDS	AVG	NET	TB	IN20LG	BK	
M. Koenen	78	3,154	40.4	37.1	2	17	56	1

BUCCAANEERS	78	3,154	40.4	37.1	2	17	56	1
OPPONENTS	64	2,826	44.2	37.5	9	20	71	0

PUNT RETURNS	YDS	FC	YDS	AVG	LONG	TD
S. Patton	10	5	112	11.2	33	0
B. Rainey	7	3	55	7.9	14	0
M. Thigpen	4	8	65	16.3	53	0
T. Holliday	2	1	17	8.5	17	0

BUCCAANEERS	23	17	249	10.8	53	0
OPPONENTS	32	26	185	5.8	62t	1

KICKOFF RETURNS	RET	YDS	AVG	LONG	TD
S. Patton	18	416	23.1	28	0
B. Rainey	6	158	26.3	33	0
M. Thigpen	6	120	20.0	28	0
T. Holliday	2	45	22.5	25	0
C. Owusu	1	45	45.0	45	0
L. Johnson	1	18	18.0	18	0
J. Lane	1	9	9.0	9	0
O. Lemon	1	8	8.0	8	0

BUCCAANEERS	36	819	22.8	45	0
OPPONENTS	37	868	23.5	58	0

FIELD GOALS	1-19	20-29	30-39	40-49	50+	LG
P. Murray	0/0	2/3	7/8	6/7	5/6	55

BUCCAANEERS	0/0	2/3	7/8	6/7	5/6	55
OPPONENTS	0/0	7/7	9/9	13/16	7/9	49

USUAL STARTING LINEUP	OFFENSE:	DEFENSE:
-----------------------	----------	----------

WR	83 Vincent Jackson	DE	92 William Gholston
LT	73 Anthony Collins	DT	93 Gerald McCoy
LG	70 Logan Mankins	DE	98 Clinton McDonald
C	62 Evan Dietrich-Smith	DT	90 Michael Johnson
RG	66 Patrick Omahesh	SLB	51 Danny Lansanah
RT	69 Demar Dotson	MLB	59 Mason Foster
TE	87 Austin Seferian-Jenkins	WLB	54 Lavonte David
WR	13 Mike Evans	CB	27 Johnthan Banks
QB	12 Josh McCown	CB	21 Alterraun Verner
RB	22 Doug Martin	SS	24 Mark Barron
TE	82 Brandon Myers	FS	38 Dashon Goldson

PASSING	ATT.	CMP.	YDS.	CMP%	YDS/ATT	TD	TD%	INT	INT%	LONG	SK/LOST	RTG
J. McCown	327	184	2,206	56.3	6.57	11	3.4	14	4.3	56t	36/235	70.5
M. Glennon	203	117	1,417	57.6	6.98	10	4.9	6	3.0	41	16/91	83.3
B. Rainey	1	0	0	0.0	0.00	0	0.0	0	0.0	0	0/0	39.6

BUCCAANEERS	531	301	3,623	56.7	6.82	21	4.0	20	2.8	56t	52/326	75.2
OPPONENTS	563	387	4,294	68.7	7.63	28	5.0	14	2.5	56t	36/210	97.4

DATE	W/L	SCORE	OPPONENT	ATT.
9/13	L	14-42	TENNESSEE	63,945
9/20	W	26-19	at New Orleans	73,006
9/27	L	9-19	at Houston	71,718
10/4	L	23-37	CAROLINA	57,468
10/11	W	38-31	JACKSONVILLE	58,490
10/25	L	30-31	at Washington	72,912
11/1	W	23-20 (OT)	at Atlanta	70,524
11/8	L	18-32	N.Y. GIANTS	64,351
11/15	W	10-6	DALLAS	64,133
11/22	W	45-17	at Philadelphia	69,596
11/29	L	12-25	at Indianapolis	65,696
12/6	W	23-19	ATLANTA	58,221
12/13	L	17-24	NEW ORLEANS	62,138
12/17	L	23-31	at St. Louis	51,295
12/27	L	21-26	CHICAGO	63,734
1/3	L	10-38	at Carolina	74,169

	BUCS	OPP
TOTAL FIRST DOWNS	336	351
Rushing	99	104
Passing	201	208
Penalty	36	39
3rd Down: Made/Att.	84/202 41.6%	97/211 46.0%
4th Down: Made/Att.	7/13 53.8%	4/6 66.7%
POSSESSION AVG.	28:43	31:17
TOTAL NET YARDS	6,014	5,446
Avg. Per Game	375.9	340.4
Total Plays	1,017	1,044
Avg. Per Play	5.9	5.2
NET YARDS RUSHING	2,162	1,606
Avg. Per Game	135.1	100.4
Total Rushes	455	466
NET YARDS PASSING	3,852	3,840
Avg. Per Game	240.8	240.0
Sacked/Yards Lost	27/190	38/232
Gross Yards	4,042	4,072
Att./Completions	535/315	540/378
Completion Pct.	58.3	70.0
Had Intercepted	15	11
PUNTS/AVERAGE	56/41.9	62/45.0
NET PUNTING AVERAGE	38.0	38.4
PENALTIES/YARDS	143/1195	104/859
FUMBLES/FUMBLES LOST	26/13	24/12
TOUCHDOWNS	37	47
Rushing	12	12
Passing	22	31
Returns	3	4

BY QUARTERS	1	2	3	4	OT	TOT
BUCCANEERS	58	117	74	90	3	342
OPPONENTS	85	132	95	105	0	417

SCORING	TD	R	P	RT	PAT	2-PT.	FG	S	PTS
C. Barth	0	0	0	0	25-26	0	23-28	0	94
D. Martin	7	6	1	0	0-0	0	0-0	0	42
J. Winston	6	6	0	0	0-0	0	0-0	0	36
K. Brindza	0	0	0	0	6-8	0	6-12	0	24
A. Seferian-Jenkins	4	0	4	0	0-0	0	0-0	0	24
C. Sims	4	0	4	0	0-0	0	0-0	0	24
V. Jackson	3	0	3	0	0-0	1	0-0	0	20
C. Brate	3	0	3	0	0-0	0	0-0	0	18
M. Evans	3	0	3	0	0-0	0	0-0	0	18
L. David	1	0	0	1	0-0	0	0-0	0	6
D. Dye	1	0	1	0	0-0	0	0-0	0	6
A. Humphries	1	0	1	0	0-0	0	0-0	0	6
H. Jones	1	0	0	1	0-0	0	0-0	0	6
R. Shepard	1	0	1	0	0-0	0	0-0	0	6
J. Smith	1	0	0	1	0-0	0	0-0	0	6
L. Stocker	1	0	1	0	0-0	0	0-0	0	6
BUCCANEERS	37	12	22	3	31-31	1-3	29-40	0	342
OPPONENTS	47	12	31	4	42-45	0-2	31-34	0	417
RUSHING	NO	YDS	AVG	LG	TD				
D. Martin	288	1,402	4.9	84	6				
C. Sims	107	529	4.9	59	0				
J. Winston	54	213	3.9	21	6				
B. Rainey	5	18	3.6	7	0				
J. Lane	1	0	0.0	0	0				
BUCCANEERS	455	2,162	4.8	84	12				
OPPONENTS	466	1,606	3.4	21t	12				

RECEIVING	NO	YDS	AVG	LG	TD
M. Evans	74	1,206	16.3	68	3
C. Sims	51	561	11.0	56	4
V. Jackson	33	543	16.5	36	3
D. Martin	33	271	8.2	25	1
A. Humphries	27	260	9.6	27	1
C. Brate	23	288	12.5	46	3
A. Seferian-Jenkins	21	338	16.1	43t	4
B. Myers	12	127	10.6	17	0
D. Dye	11	132	12.0	44	1
L. Murphy	10	198	19.8	54	0
L. Stocker	9	61	6.8	14	1
R. Shepard	3	28	9.3	18	1
B. Rainey	3	16	5.3	8	0
J. Lane	2	13	6.5	8	0

BUCCANEERS	312	4,042	13.0	68	22
OPPONENTS	378	4,072	10.8	60t	31

INTERCEPTIONS	NO	YDS	AVG	LG	TD
L. David	3	19	6.3	20t	1
K. Alexander	2	15	7.5	15	0
B. McDougald	2	1	0.5	1	0
C. Conte	2	-4	-2.0	-2	0
A. Verner	1	44	44.0	28	0
S. Moore	1	18	18.0	18	0

BUCCANEERS	11	93	8.5	28	1
OPPONENTS	15	212	14.1	46t	2

TACKLES	SOLO	ASST.	TOTAL	
L. David	85	62	147	
K. Alexander		59	34	93
B. McDougald		67	20	87
C. Conte	58	20	78	
W. Gholston	47	20	67	

SACKS	SPECIAL TEAM TACKLES		
G. McCoy	8.5	R. Shepard	10
J. Smith	7.0	B. Carter	8
H. Jones	5.0	D. Lansanah	8

BUCCANEERS	38.0
OPPONENTS	27.0

PUNTING	NO	YDS	AVG	NET	TB	IN20LG	BK	
J. Schum	56	2,348	41.9	38.0	4	15	60	0
BUCCANEERS	56	2,348	41.9	38.0	4	15	60	0
OPPONENTS	62	2,789	45.0	38.4	6	27	64	1

PUNT RETURNS	RET	FC	YDS	AVG	LONG	TD
B. Rainey	29	14	288	9.9	60	0
BUCCANEERS	29	17	249	10.8	53	0
OPPONENTS	27	15	140	5.2	24	0

KICKOFF RETURNS	RET	YDS	AVG	LONG	TD
B. Rainey	19	469	24.7	38	0
D. Dye	2	37	18.5	19	0
BUCCANEERS	21	506	24.1	38	0
OPPONENTS	35	882	25.2	102	0

FIELD GOALS	1-19	20-29	30-39	40-49	50+	LG
C. Barth	0/0	9/9	8/8	3/6	3/5	53
K. Brindza	0/0	1/2	2/3	1/3	2/4	58
BUCCANEERS	0/0	10/11	10/11	4/9	5/9	58
OPPONENTS	2/2	12/12	6/6	7/10	4/4	53

USUAL STARTING LINEUP	DEFENSE:				
WR	83	Vincent Jackson	DE	92	William Gholston
LT	76	Donovan Smith	DT	93	Gerald McCoy
LG	70	Logan Mankins	DT	97	Akeem Spence
C	68	Joe Hawley	DE	56	Jacques Smith
RG	74	Ali Marpet	SLB	51	Danny Lansanah
RT	78	Gosder Cherilus	MLB	58	Kwon Alexander
TE	88	Luke Stocker	WLB	54	Lavonte David
WR	13	Mike Evans	CB	26	Sterling Moore
QB	3	Jameis Winston	CB	38	Jude Adjei-Barimah
RB	22	Doug Martin	SS	23	Chris Conte
FB	46	Jorvorskie Lane	FS	30	Bradley McDougald

PASSING	ATT.	CMP.	YDS.	CMP%	YDS/ATT	TD	TD%	INT	INT%	LONG	SK/LOST	RTG
J. Winston	535	312	4,042	58.3	7.56	22	4.1	15	2.8	68	27/190	84.2
BUCCANEERS	535	312	4,042	58.3	7.56	22	4.1	15	2.8	68	27/190	84.2
OPPONENTS	540	378	4,072	70.0	7.54	31	5.7	11	2.0	60t	38/232	102.5

FRONT OFFICE PLAYERS 2019 REVIEW HISTORY RECORDS SIDELINES

DATE	W/L	SCORE	OPPONENT	ATT.
9/11	W	31-24	at Atlanta	69,382
9/18	L	7-40	at Arizona	64,230
9/25	L	32-37	LOS ANGELES	55,009
10/2	L	7-27	DENVER	60,375
10/10	W	17-14	at Carolina	73,425
10/23	W	34-17	at San Francisco	70,178
10/30	L	24-30 (OT)	OAKLAND	61,068
11/3	L	28-43	ATLANTA	57,797
11/13	W	36-10	CHICAGO	62,898
11/20	W	19-17	at Kansas City	72,277
11/27	W	14-5	SEATTLE	63,674
12/4	W	28-21	at San Diego	53,832
12/11	W	16-11	NEW ORLEANS	62,140
12/18	L	20-26	at Dallas	93,101
12/24	L	24-31	at New Orleans	73,177
1/1	W	17-16	CAROLINA	62,037

	BUCS	OPP
TOTAL FIRST DOWNS	340	326
Rushing	80	102
Passing	220	203
Penalty	40	21
3rd Down: Made/Att.	94/212 43.9%	67/195
4th Down: Made/Att.	4/9 44.4%	8/10 80.0%

	BUCS	OPP
POSSESSION AVG.	30:32	29:28
TOTAL NET YARDS	5,542	5,887
Avg. Per Game	346.4	367.9
Total Plays	1,066	1,013
Avg. Per Play	5.2	5.8
NET YARDS RUSHING	1,616	1,875
Avg. Per Game	101.1	117.2
Total Rushes	453	427
NET YARDS PASSING	3,926	4,201
Avg. Per Game	245.4	250.8
Sacked/Yards Lost	35/239	38/234
Gross Yards	4,165	4,246
Att./Completions	578/355	548/347
Completion Pct.	61.4	63.3
Had Intercepted	18	17
PUNTS/AVERAGE	70/45.9	70/44.4
NET PUNTING AVERAGE	42.7	40.3
PENALTIES/YARDS	109/926	121/1,061
FUMBLES/FUMBLES LOST	19/9	21/12
TOUCHDOWNS	41	41
Rushing	8	15
Passing	29	24
Returns	4	2

BY QUARTERS	1	2	3	4	OT	TOT
BUCCANEERS	66	101	99	88	0	354
OPPONENTS	78	114	96	75	0	369

SCORING	TD	R	P	RT	PAT	2-PT.	FG	S	PTS
R. Aguayo	0	0	0	0	32-34	2	22-31	0	98
M. Evans	12	0	1	0	0-0	0	0-0	0	76
C. Brate	3	0	0	0	0-0	0	0-0	0	48
D. Martin	3	0	0	0	0-0	0	0-0	0	18
A. Humphries	2	0	2	0	0-0	1	0-0	0	14
J. Rodgers	2	2	0	0	0-0	0	0-0	0	12
R. Shepard	2	0	2	0	0-0	0	0-0	0	12
C. Sims	2	1	1	0	0-0	0	0-0	0	12
B. Myers	1	0	1	0	0-0	1	0-0	0	8
K. Alexander	1	0	0	0	0-0	0	0-0	0	6
P. Barber	1	0	0	0	0-0	0	0-0	0	6
C. Conte	1	0	0	0	0-0	0	0-0	0	6
A. Cross	1	0	1	0	0-0	0	0-0	0	6
L. David	1	0	0	0	0-0	0	0-0	0	6
B. Grimes	1	0	0	0	0-0	0	0-0	0	6
F. Martino	1	0	1	0	0-0	0	0-0	0	6
A. Seferian-Jenkins	1	0	1	0	0-0	0	0-0	0	6
J. Winston	1	1	0	0	0-0	0	0-0	0	6
Team	0	0	0	0	0-0	0	0-0	1	2

BUCCANEERS	41	8	29	4	32-34	4-7	22-31	1	354
OPPONENTS	41	15	24	2	34-35	2-5	27-36	2	369

RUSHING	NO	YDS	AVG	LG	TD
J. Rodgers	129	560	4.3	45	2
D. Martin	144	421	2.9	17	3
P. Barber	55	223	4.1	44	1
J. Winston	53	165	3.1	14	1
C. Sims	51	149	2.9	23	1
A. Smith	10	47	4.7	8	0
M. James	4	19	4.8	9	0
A. Humphries	5	18	3.6	8	0
R. Shepard	1	9	9.0	9	0
J. Huff	1	9	5.0	0	0
BUCCANEERS	453	1,616	3.6	45	8
OPPONENTS	427	1,875	4.4	42	15

PASSING	ATT.	CMP.	YDS.	CMP%	YDS/ATT	TD	TD%	INT	INT%	LONG	SK/LOST	RTG
Winston	567	345	4,090	60.8	7.21	28	4.9	18	3.2	45	35/239	86.1
Glennon	11	10	75	90.9	6.82	1	9.1	0	0.0	13	0/0	125.4
BUCCANEERS	578	355	4,165	61.4	7.21	29	5.0	18	3.1	45	35/239	87.0
OPPONENTS	548	347	4,246	63.3	7.75	24	4.4	17	3.1	68	38/234	88.8

RECEIVING	NO	YDS	AVG	LG	TD
M. Evans	96	1,321	13.8	45	12
C. Brate	57	860	11.6	38	8
A. Humphries	65	622	11.3	42	2
C. Sims	24	190	7.9	33	1
R. Shepard	23	341	14.8	24	2
V. Jackson	15	173	11.5	18	0
D. Martin	14	134	9.6	27	0
J. Rodgers	13	93	7.5	21	0
C. Shorts	11	152	13.8	22	0
F. Martino	8	142	17.8	43	1
B. Myers	7	59	8.4	12	1
A. Smith	6	77	12.8	30	0
A. Cross	6	38	6.3	10	1
P. Barber	28	5.6	11	0	0
L. Stocker	5	23	4.6	11	0
M. James	4	22	5.5	6	0
A. Seferian-Jenkins	3	44	14.7	30	1
J. Huff	3	41	13.7	17	0
BUCCANEERS	355	4,165	11.7	45	29
OPPONENTS	347	4,246	12.2	68	24

INTERCEPTIONS	NO	YDS	AVG	LG	TD
B. Grimes	4	37	9.3	31	1
K. Tandy	4	28	7.0	28	0
C. Conte	2	73	36.5	53	1
B. McDougald	2	32	16.0	32	1
K. Alexander	1	38	38.0	38	1
A. Verner	1	19	19.0	16	0
L. David	1	15	15.0	15	1
V. Hargreaves	1	0	0.0	0	0
Da. Smith	1	-5	-5.0	-5	0
BUCCANEERS	17	234	13.8	53	4
OPPONENTS	18	253	14.1	60	1

TACKLES	SOLO	ASST.	TOTAL
K. Alexander	108	37	145
B. McDougald	79	13	92
L. David	67	20	87
V. Hargreaves	60	8	76
C. Conte	54	10	64

SACKS	SPECIAL TEAM TACKLES		
G. McCoy	7.0	J. Robinson	12
R. Ayers	6.5	K. Tandy	6
N. Spence	5.4	C. Conte/A. Glanton	5
BUCCANEERS	38.0		
OPPONENTS	35.0		

PUNTING	NO	YDS	AVG	NET	TB	IN20LG	BK
B. Anger	70	3,215	45.9	42.7	5	37	59
BUCCANEERS	70	3,215	45.9	42.7	5	37	59
OPPONENTS	70	3,109	44.4	40.3	1	31	67

PUNT RETURNS	RET	FC	YDS	AVG	LONG	TD
A. Humphries	24	22	237	9.9	25	0
V. Hargreaves	5	0	29	5.8	12	0
BUCCANEERS	29	22	266	9.2	25	0
OPPONENTS	24	29	128	5.3	20	0

KICKOFF RETURNS	RET	YDS	AVG	LONG	TD
R. Smith	10	169	16.9	24	0
J. Huff	6	72	12.0	26	0
A. Humphries	4	47	11.8	17	0
C. Shorts	1	19	19.0	19	0
BUCCANEERS	21	307	14.6	26	0
OPPONENTS	25	583	23.3	44	0

FIELD GOALS	1-19	20-29	30-39	40-49	50+	LG
R. Aguayo	0/0	5/5	13/15	4/10	0/1	43
BUCCANEERS	0/0	5/5	13/15	4/10	0/1	43
OPPONENTS	0/0	9/9	8/9	6/8	4/10	54

USUAL STARTING LINEUP	DEFENSE:				
WR	83	Vincent Jackson	DE	92	William Gholston
LT	76	Donovan Smith	DT	93	Gerald McCoy
LG	64	Kevin Pamphile	DT	98	Clinton McDonald
C	68	Joe Hawley	DE	91	Robert Ayers
RG	74	Ali Marpet	SLB	51	Daryl Smith
RT	69	Demar Dotson	MLB	58	Kwon Alexander
TE	88	Luke Stocker	WLB	54	Lavonte David
WR	13	Mike Evans	CB	24	Brent Grimes
QB	3	Jameis Winston	CB	28	Vernon
Hargreaves					
RB	22	Doug Martin	SS	23	Chris Conte
TE	84	Cam Brate	FS	30	Bradley
McDougald					

DATE	W/L	SCORE	OPPONENT	ATT.
9/17	W	29-7	CHICAGO	56,640
9/24	L	17-34	at Minnesota	66,390
10/1	W	25-23	N.Y. GIANTS	63,916
10/5	L	14-19	NEW ENGLAND	64,476
10/15	L	33-38	at Arizona	63,999
10/22	L	27-30	at Buffalo	68,561
10/29	L	3-17	CAROLINA	58,545
11/5	L	10-30	at New Orleans	73,121
11/12	W	15-10	N.Y. JETS	57,911
11/19	W	30-20	at Miami	65,089
11/26	L	20-34	at Atlanta	71,036
12/3	L	20-26 (OT)	at Green Bay	77,684
12/10	L	21-24	DETROIT	60,372
12/18	L	21-24	ATLANTA	62,382
12/24	L	19-22	at Carolina	71,463
12/31	W	31-24	NEW ORLEANS	55,376

	BUCS	OPP
TOTAL FIRST DOWNS	352	327
Rushing	76	102
Passing	243	202
Penalty	33	23
3rd Down: Made/Att.	85/196	104/216
3rd Down Pct.	43.4%	48.1%
4th Down: Made/Att.	4/8	2/9
4th Down Pct.	50.0%	22.2%
POSSESSION AVG.	29:36	30:24
TOTAL NET YARDS	5,816	6,049
Avg. Per Game	363.5	378.1
Total Plays	1,034	1,011
Avg. Per Play	5.6	6.0
NET YARDS RUSHING	1,450	1,880
Avg. Per Game	90.6	117.5
Total Rushes	389	440
NET YARDS PASSING	4,366	4,169
Avg. Per Game	272.9	260.6
Sacked/Yards Lost	40/241	22/137
Gross Yards	4,607	4,306
Att./Completions	605/378	549/371
Completion Pct.	62.5	67.6
Had Intercepted	14	13
PUNTS/AVERAGE	66/43.3	59/46.4
NET PUNTING AVERAGE	39.5	41.1
PENALTIES/YARDS	104/795	109/937
FUMBLES/FUMBLES LOST	27/13	26/13
TOUCHDOWNS	38	44
Rushing	8	17
Passing	26	22
Returns	4	5

BY QUARTERS	1	2	3	4	OT	TOT
BUCS	72	64	57	142	0	335
OPPONENTS	87	121	74	94	0	382

SCORING	TD	R	P	RT	PAT	2-PT.	FG	S	PTS
P. Murray	0	0	0	0	21-22	0	19-23	0	78
C. Brate	6	0	6	0	0-0	0	0-0	0	36
O. Howard	6	0	6	0	0-0	0	0-0	0	36
M. Evans	5	0	5	0	0-0	1	0-0	0	32
N. Folk	0	0	0	0	7-9	0	6-11	0	25
D. Martin	3	3	0	0	0-0	1	0-0	0	20
P. Barber	3	3	0	0	0-0	0	0-0	0	18
D. Jackson	3	0	3	0	0-0	0	0-0	0	18
L. David	1	0	0	1	0-0	0	0-0	0	6
A. Glanton	1	0	0	1	0-0	0	0-0	0	6
C. Godwin	1	0	1	0	0-0	0	0-0	0	6
A. Humphries	1	0	1	0	0-0	0	0-0	0	6
I. Johnson	1	0	0	1	0-0	0	0-0	0	6
R. McClain	1	0	0	1	0-0	0	0-0	0	6
J. Rodgers	1	1	0	0	0-0	0	0-0	0	6
C. Sims	1	0	1	0	0-0	0	0-0	0	6
L. Stocker	1	0	1	0	0-0	0	0-0	0	6
L. Wester	1	0	1	0	0-0	0	0-0	0	6
B. Wilson	1	0	1	0	0-0	0	0-0	0	6
J. Winston	1	1	0	0	0-0	0	0-0	0	6
BUCS	38	8	26	4	28-31	2-7	25-34	0	335
OPPONENTS	44	17	22	5	40-42	0-1	26-30	0	382

RUSHING	NO	YDS	AVG	LG	TD
P. Barber	108	423	3.9	34	3
D. Martin	138	406	2.9	27	3
J. Rodgers	64	244	3.8	36	1
J. Winston	93	135	4.1	17	1
C. Sims	21	95	4.5	21	0
R. Fitzpatrick	15	78	5.2	15	0
D. Jackson	3	38	12.7	23	0
B. Reedy	3	17	5.7	10	0
B. Wilson	3	8	2.7	8	0
A. Humphries	1	6	6.0	6	0
BUCS	389	1,450	3.7	36	8
OPPONENTS	440	1,880	4.3	69	17

RECEIVING	NO	YDS	AVG	LG	TD
M. Evans	71	1,001	14.1	42t	5
A. Humphries	61	631	10.3	43	4
D. Jackson	50	668	13.4	41	3
C. Brate	48	591	12.3	35	6
C. Sims	35	249	7.1	25	1
C. Godwin	34	525	15.4	70	1
O. Howard	26	432	16.6	58t	6
P. Barber	16	114	7.1	34	0
D. Martin	9	84	9.3	17	0
J. Rodgers	9	74	8.2	15	0
F. Martino	5	96	19.2	39	0
A. Cross	5	58	11.6	23	0
L. Stocker	3	18	6.0	8t	1
A. Auclair	2	25	12.5	14	0
B. Reedy	2	21	10.5	15	0
B. Wilson	1	18	18.0	18t	1
L. Wester	1	2	2.0	2t	1
BUCS	378	4,607	12.2	70	26
OPPONENTS	371	4,306	11.6	61t	22

INTERCEPTIONS	NO	YDS	AVG	LG	TD
K. Alexander	3	70	23.3	28	0
B. Grimes	3	67	22.3	39	0
R. McClain	3	53	17.7	47t	1
J. Evans	3	28	9.3	15	0
C. Conte	1	0	0.0	0	0
BUCS	13	218	16.8	47t	1
OPPONENTS	14	118	8.4	36	0

TACKLES	SOLO	ASST.	TOTAL
L. David	76	25	101
K. Alexander	70	27	97
C. Conte	61	15	76
K. Beckwith	60	13	73
J. Evans	49	16	65

SACKS	SPECIAL TEAM TACKLES		
G. McCoy	6.0	D. Bond	10
C. McDonald	5.0	K. Tandy	8
W. Clarke	2.5	F. Martino	7

BUCS	NO	YDS	AVG	LONG
BUCS	22.0			
OPPONENTS	40.0			

PUNTING	NO	YDS	AVG	NET	TB	IN20LG	BK
B. Anger	65	2,857	44.0	39.5	5	24	62
BUCS	65	2,857	44.0	39.5	5	24	62
OPPONENTS	59	2,737	46.4	41.1	6	21	64

PUNT RETURNS	RET	FC	YDS	AVG	LONG	TD
B. Reedy	14	7	143	10.2	44	0
A. Humphries	6	7	49	8.2	19	0
BUCS	20	14	192	9.6	44	0
OPPONENTS	27	21	153	5.7	40	0

KICKOFF RETURNS	RET	YDS	AVG	LONG	TD
J. Rodgers	11	255	23.2	45	0
B. Reedy	7	145	20.7	50	0
C. Sims	2	32	16.0	19	0
BUCS	20	432	21.6	50	0
OPPONENTS	47	1167	24.8	106t	2

FIELD GOALS	1-19	20-29	30-39	40-49	50+	LG
P. Murray	0/0	5/5	8/8	4/5	2/5	50
N. Folk	0/0	2/2	1/2	2/5	1/2	50
BUCS	0/0	7/7	9/10	6/8	3/7	50
OPPONENTS	0/0	10/10	7/8	7/10	2/2	57

USUAL STARTING LINEUP	OFFENSE:	DEFENSE:	
WR	11 DeSean Jackson	DE	92 William Gholston
LT	76 Donovan Smith	DT	93 Gerald McCoy
LG	64 Kevin Pumphile	DT	90 Chris Baker
C	74 Ali Marpet	DE	91 Robert Ayers
RT	73 J.R. Sweezy	MLB	58 Kwon Alexander
RG	69 Demar Dotson	WLB	54 Lavonte David
TE	80 O.J. Howard	CB	36 Robert McClain
WR	13 Mike Evans	CB	24 Brent Grimes
QB	3 Jameis Winston	CB	29 Ryan Smith
RB	22 Doug Martin	SS	23 Chris Conte
TE	84 Cam Brate	FS	21 Justin Evans

PASSING	ATT.	CMP.	YDS.	CMP%	YDS/ATT	TD	TD%	INT	INT%	LONG	SK/LOST	RTG
Winston	442	282	3,504	63.8	7.93	19	4.3	11	2.5	70	33/207	92.2
Fitzpatrick	163	96	1,103	58.9	6.77	7	4.3	3	1.8	41	7/34	86.0
BUCS	605	378	4,607	62.5	7.61	26	4.3	14	2.3	70	40/241	90.6
OPPONENTS	549	371	4,306	67.6	7.84	22	4.0	13	2.4	61t	22/137	94.6

DATE	W/L	SCORE	OPPONENT	ATT.
9/9	W	48-40	at New Orleans	73,038
9/16	W	27-21	PHILADELPHIA	56,552
9/24	L	27-30	PITTSBURGH	62,571
9/30	L	10-48	at Chicago	61,893
10/14	L	29-34	at Atlanta	72,665
10/21	W	26-23 (OT)	CLEVELAND	53,682
10/28	L	34-37	at Cincinnati	45,134
11/4	L	28-42	at Carolina	73,513
11/11	L	3-16	WASHINGTON	52,667
11/18	L	35-38	at N.Y. Giants	75,863
11/25	W	27-9	SAN FRANCISCO	50,436
12/2	W	24-17	CAROLINA	52,568
12/9	L	14-28	NEW ORLEANS	53,495
12/16	L	12-20	at Baltimore	70,031
12/23	L	20-27	at Dallas	92,851
12/30	L	32-34	ATLANTA	52,884

	BUCS	OPP
TOTAL FIRST DOWNS	388	356
Rushing	80	122
Passing	265	209
Penalty	43	25
3rd Down: Made/Att.	86/187	73/181
3rd Down Pct.	46.0%	40.3%
4th Down: Made/Att.	9/13	7/14
4th Down Pct.	69.2%	50.0%
POSSESSION AVG.	30:14	29:46
TOTAL NET YARDS	6,648	6,134
Avg. Per Game	415.5	383.4
Total Plays	1,055	998
Avg. Per Play	6.3	6.1
NET YARDS RUSHING	1,523	1,983
Avg. Per Game	95.2	123.9
Total Rushes	389	426
NET YARDS PASSING	5,125	4,151
Avg. Per Game	320.3	259.4
Sacked/Yards Lost	41/233	38/232
Gross Yards	5,358	4,383
Att./Completions	625/408	534/387
Completion Pct.	65.3	72.5
Had Intercepted	26	9
PUNTS/AVERAGE	58/44.3	
70/47.8		
NET PUNTING AVERAGE	38.9	43.2
PENALTIES/YARDS	117/975	127/1,156
FUMBLES/FUMBLES LOST	23/9	18/8
TOUCHDOWNS	49	57
Rushing	11	19
Passing	36	34
Returns	2	4

BY QUARTERS	1	2	3	4	OT	TOT
BUCCANEERS	71	138	71	113	3	396
OPPONENTS	91	166	93	114	0	464

SCORING	TD	R	P	RT	PAT	2-PT.	FG	S	P	T
C. Catanzaro	0	0	0	0	23-27	0	11-15	0	56	
M. Evans	9	0	8	1	0-0	0	0-0	0	54	
C. Godwin	7	0	7	0	0-0	1	0-0	0	44	
C. Santos	0	0	0	0	17-17	0	9-12	0	44	
P. Barber	6	5	1	0	0-0	0	0-0	0	36	
C. Brate	6	0	6	0	0-0	0	0-0	0	36	
O. Howard	5	0	5	0	0-0	0	0-0	0	30	
A. Humphries	5	0	5	0	0-0	0	0-0	0	30	
D. Jackson	5	1	4	0	0-0	0	0-0	0	30	
R. Fitzpatrick	2	2	0	0	0-0	0	0-0	0	12	
J. Evans	1	0	0	1	0-0	0	0-0	0	6	
R. Jones	1	1	0	0	0-0	0	0-0	0	6	
J. Rodgers	1	1	0	0	0-0	0	0-0	0	6	
J. Winston	1	1	0	0	0-0	0	0-0	0	6	

BUCCANEERS	49	11	36	2	40-44	1-5	20-27	0	396
OPPONENTS	57	19	34	4	51-54	3-3	21-23	1	464

RUSHING	NO	YDS	AVG	LG	TD
P. Barber	234	871	3.7	28	5
J. Winston	49	281	5.7	18	1
R. Fitzpatrick	36	152	4.2	18	2
J. Rodgers	33	106	3.2	20	1
R. Jones	23	44	1.9	9	1
R. Jones	6	29	4.8	14t	1
S. Wilson	6	29	4.8	9	0
A. Humphries	2	11	5.5	7	0

BUCCANEERS	389	1,523	3.9	28	11
OPPONENTS	426	1,983	4.7	53	19

PASSING	ATT.	CMP.	YDS.	CMP%	YDS/ATT	TD	TD%	INT	INT%	LONG	SK/LOST	RTG
Winston	378	244	2992	64.6	7.92	19	5.0	14	3.7	64	27/157	90.2
Fitzpatrick	246	164	2366	66.7	9.62	17	6.9	12	4.9	75t	14/76	100.4
Anger	1	0	0	0.0	0.00	0	0.0	0	0.0	0	0/0	39.6

BUCCANEERS	625	408	5,358	65.3	8.57	36	5.8	26	4.2	75t	41/233	94.1
OPPONENTS	534	387	4,383	72.5	8.21	34	6.4	9	1.7	75t	38/23	110.9

RECEIVING	NO	YDS	AVG	LG	TD
M. Evans	86	1,524	17.7	72t	8
A. Humphries	76	816	10.7	51	5
C. Godwin	59	842	14.3	48	7
D. Jackson	41	774	18.9	75t	4
J. Rodgers	38	304	8.0	24	0
O. Howard	34	565	16.6	75t	5
C. Brate	30	289	9.6	21	6
P. Barber	20	92	4.6	10	1
A. Auclair	7	48	6.9	12	0
R. Jones	7	33	4.7	15	0
B. Wilson	4	52	13.0	25	0
S. Wilson	3	5	1.7	5	0
A. Cross	2	9	4.5	6	0
L. Watson	1	5	5.0	5	0

BUCCANEERS	408	5,358	13.1	75t	36
OPPONENTS	387	4,383	11.3	75t	34

INTERCEPTIONS	NO	YDS	AVG	LG	TD
A. Adams	4	34	8.5	16	0
J. Elliott	1	50	50.0	50	0
A. Taylor	1	7	7.0	7	0
I. Johnson	1	6	6.0	6	0
J. Evans	1	0	0.0	0	0
R. Smith	1	0	0.0	0	0

BUCCANEERS	9	97	10.8	50	0
OPPONENTS	26	334	12.8	46	3

TACKLES	SOLO	ASST.	TOTAL	
L. David	94	26	120	
J. Whitehead		61	15	76
J. Evans	43	16	59	
A. Taylor	38	19	57	
B. Grimes	42	6	48	

SACKS	SPECIAL TEAM TACKLES			
J. Pierre-Paul	12.5		J. Watson	6
C. Nassib	6.5		R. Smith	5
G. McCoy	6.0		B. Wilson	5

BUCCANEERS	38.0
OPPONENTS	41.0

PUNTING	NO	YDS	AVG	NET	TB	IN20LG	BK	
B. Anger	57	2567	45.0	38.9	4	15	64	1
BUCCANEERS	58	2,567	44.3	38.9	4	15	64	1
OPPONENTS	70	3,347	47.8	43.2	8	26	79	0

PUNT RETURNS	RET	FC	YDS	AVG	LONG	TD
A. Humphries	21	15	139	6.6	16	0
D. Jackson	5	0	24	4.8	11	0

BUCCANEERS	26	15	163	6.3	16	0
OPPONENTS	27	16	231	8.6	32	0

KICKOFF RETURNS	RET	YDS	AVG	LONG	TD
B. Wilson	10	284	28.4	38	0
D. Ogunbowale	7	137	19.6	25	0
S. Wilson	7	122	17.4	29	0
J. Rodgers	3	52	17.3	21	0
A. Auclair	2	19	9.5	10	0
A. Humphries	2	17	8.5	13	0

BUCCANEERS	31	631	20.4	38	0
OPPONENTS	34	714	21.0	40	0

FIELD GOALS	1-19	20-29	30-39	40-49	50+	LG
Catanzaro	0/0	0/0	7/8	0/3	1/1	59
Santos	0/0	2/2	4/4	3/5	0/1	45

BUCCANEERS	0/0	5/5	11/12	3/8	1/2	59
OPPONENTS	0/0	4/4	7/7	6/8	4/4	59

USUAL STARTING LINEUP	OFFENSE:		DEFENSE:		
WR	11	DeSean Jackson	DE	94	Carl Nassib
LT	76	Donovan Smith	DT	93	Gerald McCoy
LG	74	Ali Marpet	DE	50	Vita Vea
C	66	Ryan Jensen	DE	90	Jason Pierre-Paul
RG	77	Caleb Benenoch	MLB	53	Adarius Taylor
RT	69	Demar Dotson	WLB	54	Lavonte David
TE	80	O.J. Howard	CB	36	Robert McClain
WR	13	Mike Evans	CB	24	Brent Grimes
QB	3	Jameis Winston	CB	33	Carlton Davis III
RB	25	Peyton Barber	SS	31	Jordan Whitehead
WR	10	Adam Humphries	FS	21	Justin Evans

FRONT OFFICE
 PLAYERS
 2019 REVIEW
 HISTORY
 RECORDS
 SIDELINES

2019

RECORD: 7-9 HEAD COACH: BRUCE ARIANS

DATE	W/L	SCORE	OPPONENT	ATT.
9/8	L	17-31	SAN FRANCISCO	55,976
9/12	W	20-14	at Carolina	71,101
9/22	L	31-32	N.Y. GIANTS	55,070
9/29	W	55-40	at Los Angeles Rams	68,117
10/6	L	24-31	at New Orleans	73,029
10/13	L	26-27	CAROLINA (London)	60,087
10/27	L	23-27	at Tennessee	62,073
11/3	L	34-40 (OT)	at Seattle	69,948
11/10	W	30-27	ARIZONA	40,038
11/17	L	17-34	NEW ORLEANS	54,333
11/24	W	35-22	at Atlanta	71,463
12/1	W	28-11	at Jacksonville	62,633
12/8	W	38-35	INDIANAPOLIS	50,232
12/15	W	38-17	at Detroit	56,515
12/21	L	20-23	HOUSTON	49,036
12/29	L	22-28 (OT)	ATLANTA	50,417

	BUCS	OPP
TOTAL FIRST DOWNS	353	331
Rushing	81	70
Passing	244	222
Penalty	28	39
3rd Down: Made/Att.	90/217	75/218
3rd Down Pct.	41.5%	34.4%
4th Down: Made/Att.	9/17	13/27
4th Down Pct.	52.9%	48.1%

	BUCS	OPP
POSSESSION AVG.	30:48	29:12
TOTAL NET YARDS	6,366	5,503
Avg. Per Game	397.9	343.9
Total Plays	1,086	1,073
Avg. Per Play	5.9	5.1
NET YARDS RUSHING	1,521	1,181
Avg. Per Game	95.1	73.8
Total Rushes	409	362
NET YARDS PASSING	4,845	4,322
Avg. Per Game	302.8	270.1
Sacked/Yards Lost	47/282	47/325
Gross Yards	5,127	4,647
Att./Completions	630/382	664/408
Completion Pct.	60.6	61.4
Had Intercepted	30	12

	BUCS	OPP
PUNTS/AVERAGE	57/43.2	64/47.0
NET PUNTING AVERAGE	38.3	44.0
PENALTIES/YARDS	133/1,111	111/971
FUMBLES/FUMBLES LOST	23/11	27/16
TOUCHDOWNS	54	48
Rushing	15	11
Passing	33	30
Returns	6	7

BY QUARTERS	1	2	3	4	OT	TOT
BUCANEERS	106	169	70	113	0	458
OPPONENTS	99	113	101	124	12	449

SCORING	TD	R	PT	PAT	2-PT.	F	S	PTS	
M. Gay	0	0	0	43/48	0	27/35	0	124	
C. Godwin	9	0	0	0/0	1	0/0	0	56	
M. Evans	8	0	0	0/0	1	0/0	0	50	
P. Barber	7	6	1	0/0	0	0/0	0	44	
R. Jones	6	6	0	0/0	0	0/0	0	36	
B. Perriman	6	0	0	0/0	0	0/0	0	36	
C. Brate	6	0	4	0/0	0	0/0	0	24	
N. Suh	2	2	0	0/0	0	0/0	0	12	
D. Ogunbowale	2	2	0	0/0	0	0/0	0	12	
D. White	2	0	0	0/0	0	0/0	0	12	
J. Watson	2	0	2	0/0	0	0/0	0	12	
J. Winston	1	1	0	0/0	2	0/0	0	10	
O. Howard	1	0	0	1/0	0/0	0/0	0	6	
V. Hargreaves	1	0	0	1/0	0/0	0/0	0	6	
V. Vea	1	0	1	0/0	0	0/0	0	6	
S. Murphy-Bunting	1	0	0	1	0/0	0	0/0	6	
S. Miller	1	0	0	0/0	0	0/0	0	6	
BUCANEERS	54	15	33	6	43/48	5	27/35	0	458
OPPONENTS	48	11	30	7	38/39	5	37/43	1	449

RUSHING	NO	YDS	AVG	LG	TD
R. Jones	172	724	4.2	49	6
P. Barber	154	470	3.1	17	6
J. Winston	59	250	4.2	26	1
D. Ogunbowale	2	17	1.5	12	2
B. Perriman	2	16	8.0	13	0
S. Miller	2	16	8.0	18	0
J. Franklin	1	11	11.0	11	0
T. Logan	3	10	3.3	6	0
C. Godwin	1	8	8.0	8	0
R. Griffin	4	-1	-0.3	0	0
BUCANEERS	409	1,521	3.7	49	15
OPPONENTS	362	1,181	3.3	59	11

PASSING	ATT.	CMP.	YDS.	CMP%	YDS/ATT	TD	TD%	INT	INT%	LONG	SK/LOST	RTG
Winston	626	380	5,109	60.7	8.2	33	5.3	30	4.8	71t	47/282	84.3
Griffin	4	2	18	50.0	4.5	0	0.0	0	0.0	13	0/0	62.5
BUCANEERS	630	382	5,127	60.6	8.1	33	5.2	30	4.8	71t	47/282	84.2
OPPONENTS	664	408	4,647	61.4	7.0	30	4.5	12	1.8	75t	47/325	90.0

RECEIVING	NO	YDS	AVG	LG	TD
C. Godwin	86	1,333	15.5	71t	9
M. Evans	67	1,157	17.3	67t	8
B. Perriman	36	645	17.9	44	6
C. Brate	36	311	8.6	37	4
D. Ogunbowale	35	286	8.2	21	0
O. Howard	34	459	13.5	33	1
R. Jones	31	309	10.0	41	0
P. Barber	16	115	7.2	16	1
J. Watson	15	159	10.6	17t	2
S. Miller	13	200	15.4	48	1
B. Wilson	3	35	11.7	14	0
I. Hyman	2	34	17.0	31	0
T. Hudson	2	26	13.0	14	0
T. Logan	2	13	6.5	11	0
C. McElroy	1	30	30.0	30	0
A. Auclair	1	11	11.0	11	0
C. Grayson	1	3	3.0	3	0
V. Vea	1	1	1.0	1t	1
BUCANEERS	382	5,127	13.4	71t	33
OPPONENTS	408	4,647	11.4	75t	30

INTERCEPTIONS	NO	YDS	AVG	LG	TD
S. Murphy-Bunting	3	88	29.3	70t	1
J. Dean	2	31	15.5	31	0
L. David	1	26	26.0	26	0
A. Adams	1	21	21.0	21	0
V. Hargreaves	1	15	15.0	15t	1
J. Whitehead	1	11	11.0	11	0
D. White	1	5	5.0	5	0
S. Barrett	1	4	4.0	4	0
C. Davis	1	0	0.0	0	0
BUCANEERS	12	201	16.8	70t	2
OPPONENTS	30	469	15.6	80t	7

TACKLES	SOLO	ASST.	TOTAL
L. David	81	41	122
D. White	58	33	91
J. Whitehead	49	19	68
C. Davis	53	6	59
S. Barrett	45	13	58

SACKS	SPECIAL TEAM TACKLES		
S. Barrett	19.5	R. Smith	7
J. Pierre-Paul	8.5	J. Watson	5
C. Nassib	6.0	K. Minter	4

BUCANEERS	47.0
OPPONENTS	47.0

PUNTING	NO	YDS	AVG	NET	TB	IN20LG	BK
B. Pinion	57	2,464	43.2	38.3	3	19	63
BUCANEERS	57	2,464	43.2	38.3	3	19	63
OPPONENTS	64	3,006	47.0	44.0	1	25	63

PUNT RETURNS	RET	FC	YDS	AVG	LONG	TD
B. Wilson	15	5	42	2.8	11	0
T. Logan	13	2	124	9.5	40	0
J. Watson	2	5	3	1.5	7	0
S. Schnell	2	2	3	1.5	2	0
J. Dean	1	0	0	0.0	0	0
V. Hargreaves	0	1	0	0.0	0	0
J. Mickens	0	2	0	0.0	0	0
BUCANEERS	33	17	172	5.2	43	0
OPPONENTS	25	18	222	8.9	43	0

KICKOFF RETURNS	RET	YDS	AVG	LONG	TD
T. Logan	13	271	20.8	39	0
D. Ogunbowale	12	223	18.6	26	0
BUCANEERS	25	494	19.8	39	0
OPPONENTS	9	207	23.0	45	0

FIELD GOALS	1-19	20-29	30-39	40-49	50+	LG
M. Gay	0-0	6-6	5-7	11-14	5-8	58
BUCANEERS	0-0	6-6	5-7	11-14	5-8	58
OPPONENTS	1-1	8-8	11-11	10-14	7-9	58

USUAL STARTING LINEUP	DEFENSE:
WR 12 Chris Godwin	DL 92 William Gholston
LT 76 Donovan Smith	DL 93 Ndamukong Suh
LG 74 Ali Marpet	DL 50 Vita Vea
C 66 Ryan Jensen	OLB 58 Shaquill Barrett
RG 65 Alex Cappa	ILB 54 Lavonte David
RT 69 Demar Dotson	ILB 45 Devin White
TE 80 O.J. Howard	OLB 90 Jason Pierre-Paul
WR 13 Mike Evans	CB 33 Carlton Davis
QB 3 Jameis Winston	CB 26 Sean Murphy-Bunting
RB 27 Ronald Jones II	S 31 Jordan Whitehead
TE 84 Cameron Brate	S 39 Andrew Adams

BUCCANEERS PLAYOFF HISTORY

1979 NFC DIVISIONAL PLAYOFF GAME




TAMPA BAY 24, PHILADELPHIA 17 DECEMBER 29, 1979 TAMPA STADIUM (71,402)



TAMPA - The first foray into the postseason was a successful one for the Tampa Bay franchise, which reached the playoffs in just its fourth year of existence. After winning the NFC Central with a 10-6 record, the Buccaneers faced Philadelphia in the Divisional Playoff round after the Eagles had downed Chicago a week earlier. Tampa Bay used a stingy defense (227 yards allowed) and the relentless running of Ricky Bell to prevail 24-17 in front of a home crowd of 71,402. The Buccaneers opened the game with a methodical 18-play, 80-yard march that drained over nine minutes off the clock. On his way to a 142-yard rushing performance, Bell ran on exactly half of the drive's plays, gaining 37 yards on nine totes, including a four-yard scoring burst around right end. Neither team advanced significantly on its next possession, but Philadelphia moved into field goal range early in the second quarter. After a successful fake field goal run was nullified by a delay-of-game penalty on the Eagles, K Tony Franklin came up short on a 52-yard attempt. Taking over at its own 35, Tampa Bay saw a 25-yard run by Bell called back due to holding but immediately compensated with a 34-yard pass from QB Doug Williams to WR Larry Mucker. Williams later fired a 26-yard pass to WR Isaac Hagins and an apparent TD toss to TE Jimmie Giles, but Giles was ruled to not have possession and the Bucs settled for a 40-yard field goal. Before the intermission, Tampa Bay was able to extend its lead to 17 thanks to a big play by the defense. NT Randy Crowder's fumble recovery at the Eagles' four-yard line just two plays after Tampa Bay's field goal set up a second Buccaneer touchdown, though it took four plays to cover that short distance. After an incomplete pass and two Bell runs for three yards, Buccaneer Head Coach John McKay elected to send Bell through the line one more time on fourth and the third-year back followed a block by left tackle Darryl Carlton to reach paydirt. Philadelphia did manage to get on the board before halftime when LB Jerry Robinson intercepted a Williams pass at the Buccaneers' 48 and returned it 37 yards to the 11. Two plays later, Jaworski hooked up with WR Charles Smith in the end zone to cut the Buc lead to 17-7. Philly then opened the third quarter with a 45-yard field goal drive aided by WR Harold Carmichael's tackle-breaking 39-yard reception and concluded by Franklin's 42-yard kick. The Bucs and Eagles then traded two more punts each to run out the period. On its second possession of the fourth quarter, Tampa Bay got what proved to be the decisive points when Williams hit Giles on a three-yard scoring pass that capped a 57-yard drive. Bell provided the key play of the march with a 26-yard run around left tackle

on third-and-two from the Philadelphia 49. Philadelphia answered on its next possession with a gritty 80-yard drive, twice keeping possession on fourth-down completions by QB Ron Jaworski. After a 13-yarder to Smith on fourth-and-11 from the 50-yard line, Jaworski then found Carmichael for a 37-yard TD. Following an unsuccessful onside-kick attempt, Philadelphia forced a Buccaneer three-and-out and went on one last drive in the final



two minutes. Jaworski's fourth-down incompletion from the Buc 45 effectively ended the game.

SCORING	1	2	3	4	F
Philadelphia	0	7	3	7	17
Tampa Bay	7	10	0	7	24

Tampa Bay:	Bell 4 run (O'Donoghue kick)
Tampa Bay:	O'Donoghue 40 FG
Tampa Bay:	Bell 1 run (O'Donoghue kick)
Philadelphia:	Smith 11 pass from Jaworski (Franklin kick)
Philadelphia:	Franklin 42 FG
Tampa Bay:	Giles 9 pass from Williams (O'Donoghue kick)
Philadelphia:	Carmichael 37 pass from Jaworski (Franklin kick)

TEAM STATISTICS

	PHI	TB
First Downs	15	17
Total Net Yards	227	318
Total Offensive Plays	59	70
Rushes-Net Yards	55-186	18-48
Net Yards Passing		179 132
Att.-Comp.-Int.	39-15-0	15-7-1
Sacked-Yards	2-20	0-0
Punts-Avg.	5-44.3	5-42.6
Fumbles-Lost	2-1	0-0
Penalties-Yards	8-62	9-105
Time of Possession		23:29 36:3

INDIVIDUAL STATISTICS

RUSHING

Philadelphia: Montgomery 13-35, Harris 4-13, Jaworski 1-0. **Tampa Bay:** Bell 38-142 (2 TDs), Eckwood 8-19, Williams 6-19, J. Davis 3-6.

PASSING

Philadelphia: Jaworski 39-15-199, 2 TDs.
Tampa Bay: Williams 15-7-132, 1 TD, 1 INT.

RECEIVING

Philadelphia: Montgomery 4-35, Carmichael 3-92 (1 TD), Smith 3-49 (1 TD), Krepfle 3-23, Harris 1-2, Cumperfield 1(-2).
Tampa Bay: Giles 3-43 (1 TD), Hagins 2-34, Mucker 1-34, Owens 1-21.

INTERCEPTIONS

Philadelphia: Robinson 1-37.
Tampa Bay: None.

SACKS

Philadelphia: None.
Tampa Bay: L. Selmon 2-20

ATTENDANCE

71,402

FRONT OFFICE

PLAYERS

2019 REVIEW

HISTORY

RECORDS

SIDELINES

1979 NFC CHAMPIONSHIP GAME


L.A. RAMS 9, TAMPA BAY 0
JANUARY 6, 1980
TAMPA STADIUM (72,033)


TAMPA - In the first NFC Championship Game to be decided without either team scoring a touchdown, host Tampa Bay fell 9-0 to the Los Angeles Rams. In a reversal of the elements that brought the Buccaneers victory one week before in the franchise's first playoff game, Tampa Bay was held to 177 net yards of offense and surrendered to a pounding Rams running game that racked up 216 yards on 53 carries. Three Buccaneer passers were limited to just five completions in 27 attempts and Tampa Bay did not penetrate L.A. territory until midway through the third quarter. Neither team scored in the first quarter, though Los Angeles threatened twice. On its second drive of the game, L.A. advanced to the Buccaneer 18 thanks to two runs and one reception by RB Cullen Bryant for a combined 30 yards. However, fellow RB Wendell Tyler then fumbled on first-and-10 at the 18, with Buccaneer LB Richard Wood recovering. After a Tampa Bay punt, the Rams embarked on another drive deep into Buc territory, mostly on alternating runs by Bryant and Tyler. Tyler got the call on third-and-goal from the one on the final play of the first period but was stopped short by Buc DE Wally Chambers. On the first play of the second quarter, K Frank Corral opened the scoring with a 19-yard field goal. A combined five punts later, Los Angeles took over at its own 38 with just under six minutes to play in the half. Using five of those minutes, Los Angeles advanced 58 yards on 10 plays, the largest chunk coming on a drive-opening 22-yard completion from QB Vince Ferragamo to TE Charle Young. When Buc LB Dewey Selmon stopped Young for a four-yard gain on third-and-five from the Bucs' eight, the Rams were forced into another field goal try, this one a successful 21-yarder. In the final minute of the first half, Tampa Bay drove nearly to midfield but Williams was intercepted in L.A. territory by LB Jim Youngblood. The Rams took a 6-0 lead into halftime after controlling the ball for almost 21 of the game's first 30 minutes. Neither team scored in the third quarter, though the Rams' Corral tried a 37-yard field goal that sailed wide left. The Los Angeles drive had stalled when S Cedric Brown tracked Tyler down in the backfield for a five-yard loss from the Bucs' 15. After a pair of punts, Tampa Bay made its first move into the Los Angeles half of the field when RB Jerry Eckwood threw a 42-yard option pass to WR Larry Mucker and Mucker was pulled down at the 24. However, QB Mike Rae, seeing his first playoff action in place of starter Doug Williams, threw incomplete passes on third and fourth down. Still trailing by just six points, the Buccaneers stiffened defensively on the ensuing possession. Wood stopped Tyler for two-yards on third-and-three then dropped him for a one-yard loss on fourth-and-one at the Bucs' 27-yard line. After the Bucs were forced to punt again, Los Angeles made the game's

final dent on the scoreboard, driving 45 yards on eight plays to set up Corral's third short three-pointer, a 23-yarder. A 13-yard run by Tyler and a 12-yarder by Bryant keyed the march. WR Isaac Hagins returned the ensuing kickoff to Tampa Bay's 35-yard line then hauled in a 25-yard pass from Rae, but Rae's fourth-down throw to Mucker fell incomplete in the end zone.

SCORING	1	2	3	4	F
Los Angeles	0	6	0	3	9
Tampa Bay	0	0	0	0	0

Los Angeles: Corral 19 FG

Los Angeles: Corral 21 FG

Los Angeles: Corral 23 FG

TEAM STATISTICS

	LA	TB
First Downs	23	7
Total Net Yards	369	177
Total Offensive Plays	77	54
Rushes-Net Yards	53-216	26-92
Net Yards Passing	153	85
Att.-Comp.-Int.	23-12-0	27-5-1
Sacked-Yards	1-10	1-11
Punts.-Avg.	5-37.2	8-37.1
Fumbles-Lost	1-1	1-0
Penalties-Yards	3-20	4-45
Time of Possession	37:49	22:11

INDIVIDUAL STATISTICS

RUSHING

Los Angeles: Bryant 18-106, Tyler 28-86, McCutcheon 6-26, Ferragamo 1(-2).

Tampa Bay: Bell 20-59, Mucker 1-24, Eckwood 2-5, J. Davis 2-4, Rae 1-0.

PASSING

Los Angeles: Ferragamo 23-12-16.3.

Tampa Bay: Williams 13-2-12, 1 INT, Rae 13-2-42, Eckwood 1-1-42.

RECEIVING

Los Angeles: Bryant 4-39, Dennard 3-56, Young 3-39, Nelson 1-15, Tyler 1-14.

Tampa Bay: Hagins 2-42, Bell 2-12, Mucker 1-42.

INTERCEPTIONS

Los Angeles: Jim Youngblood 1-10.

Tampa Bay: None.


SACKS

Los Angeles: Fanning 1-11.

Tampa Bay: Cotney 1-10.

ATTENDANCE

72,033



1981 NFC DIVISIONAL PLAYOFF GAME



DALLAS 38, TAMPA BAY 0 JANUARY 2, 1982 TEXAS STADIUM (64,848)



DALLAS - The Buccaneers won a thrilling showdown with Detroit in the last week of the regular season to capture the NFC Central crown but, for the second time in a row, failed to score in the resulting playoff game. Dallas ran for 212 yards and four touchdowns on 46 carries and held Tampa Bay to 222 net yards of offense in a 38-0 whitewash. Buccaneer QB Doug Williams was also sacked four times and intercepted four times as Dallas scored 28 second-half points. The first quarter, however, was scoreless as Tampa Bay repelled several Cowboy scoring chances. After an unsuccessful opening drive for the Bucs, Dallas reached Tampa Bay's 40-yard line but stalled when LBs Cecil Johnson and Andy Hawkins broke up a near completion from QB Danny White to TE Doug Cosbie on third-and-nine. Williams was intercepted by CB Dennis Thurman in Buccaneer territory a few plays later, but the Buc defense tipped away two passes and stopped RB Tony Dorsett for a four-yard loss to force a quick punt. Thurman promptly intercepted another Williams offering three plays later, giving Dallas possession at the Bucs' 47. A two-yard fourth-down run by FB Ron Springs and two third-down completions by White preserved a drive that bled into the second quarter and eventually ended in White's nine-yard scoring pass to WR Tony Hill. The Bucs appeared to be responding on their next possession when a 20-yard pass from Williams to RB James Owens sparked a drive that reached Dallas' 21. However, Tampa Bay was penalized 28 yards on second-and-six when Williams was flagged for intentional grounding while trying to avoid a strong rush from DE Ed "Too Tall" Jones. The drive ended in a punt one play later. Dallas added a 21-yard field goal drive after a short Buccaneer punt, giving the Cowboys a 10-0 halftime advantage. That lead was quickly extended after the intermission when Dallas put together a quick 80-yard touchdown drive to open the third period. Dorsett scrambled for consecutive gains of 25 and 26 yards on short passes and RB James Jones ran six yards off right guard for the score. S Michael Downs picked off a Williams pass later in the third quarter and returned it 21 yards to Tampa Bay's 33, setting up a Dorsett five-yard TD run. On the Bucs' next play, Williams was hit by DT John Dutton, leading to an interception by Ed Jones. James Jones converted that turnover into a five-yard touchdown run after Dorsett had zipped for 21 yards on first down. On a drive beginning in the final seconds of the third quarter, Tampa Bay made its deepest thrust into Dallas territory on the strength of a 75-yard reception by TE Jimmie Giles. Giles was pulled down at the Dallas five, but a sack and a three-yard loss by RB Jerry Eckwood led to a fourth-and-goal from the nine. Under pressure from LB Anthony Dickerson, Williams missed Giles in the end zone. Dallas scored its final touchdown on the ensuing possession, driving 90 yards in nine-and-a-half minutes before RB Timmy Newsome punched it in from one-yard out. The Bucs' last drive included a 23-yard Williams-to-Giles hookup but ended on a failed fake punt attempt.



SCORING	1	2	3	4	F
Tampa Bay	0	0	0	0	0
Dallas	0	10	21	7	38

Dallas: Hill 9 pass from White (Septien kick)
Dallas: Septien 32 FG
Dallas: Springs 1 run (Septien kick)
Dallas: Dorsett 5 run (Septien kick)
Dallas: Jones 5 run (Septien kick)
Dallas: Newsome 1 run (Septien kick)

TEAM STATISTICS

	TB	DAL
First Downs	12	27
Total Net Yards	222	345
Total Offensive Plays	57	73
Rushes-Net Yards	24-74	46-212
Net Yards Passing	148	133
Att.-Comp.-Int.	19-10-4	26-15-0
Sacked-Yards	4-39	1-10
Punts.-Avg.	5-38.4	4-30.0
Fumbles-Lost	3-0	0-0
Penalties-Yards	10-105	5-40
Time of Possession	26:51	33:09

INDIVIDUAL STATISTICS

RUSHING

Tampa Bay: Owens 12-40, Wilder 4-23, Williams 3-9, Eckwood 4-2, Davis 1-0.
Dallas: Dorsett 16-86 (1 TD), Springs 15-70 (1 TD), J. Jones 9-32 (1 TD), Newhouse 4-23, Newsome 1-1 (1 TD), Cosbie 1-0.

PASSING

Tampa Bay: Williams 29-10-187, 4 INT.
Dallas: D. White 26-15-143, 1 TD.

RECEIVING

Tampa Bay: Bell 3-36 (1 TD), Owens 3-32, Giles 2-98, Wilder 1-11, House 1-10.
Dallas: Dorsett 4-48, DuPree 3-22, Pearson 2-21, Hill 2-18 (1 TD), J. Jones 2-11, Donley 1-14, Cosbie 1-5.

INTERCEPTIONS

Tampa Bay: None
Dallas: Thurman 2-50, Downs 1-21, E. Jones 1-0.

SACKS

Tampa Bay: L. Selmon 1-10.
Dallas: Bethea 1-17, Martin 1-9, R. White 1-4, Hegman 0.5-4.5, Lewis 0.5-4.5.

ATTENDANCE

64,848

1982 NFC FIRST ROUND PLAYOFF GAME


DALLAS 30, TAMPA BAY 17
JANUARY 9, 1983
TEXAS STADIUM (65,042)


DALLAS - For the second straight season, Tampa Bay's playoff road began and ended in Dallas, where they had hoped to avenge a 38-0 drubbing from the 1981 post-season. Though Tampa Bay actually led 17-16 entering the final quarter, Dallas once again moved on at the Bucs' expense, scoring twice in the fourth quarter to earn a 30-17 win. The Buccaneers were outgained in total net yards by a wide 456-218 margin and had possession of the ball for less than 20 minutes of the game, but stayed close with three takeaways, five sacks and a pair of long touchdowns. Dallas cracked the scoreboard first with a 33-yard Rafael Septien field goal in the first quarter set up by Dexter Clinkscales interception at midfield. After a Buccaneer punt, Septien hit another field goal from identical distance, this one keyed by a 26-yard pass from QB Danny White to WR Butch Johnson that had a 14-yard personal foul tacked onto the end of it. Tampa Bay took its first lead of the game in the second quarter thanks to a big play on defense. With Dallas driving well into Buccaneer territory, White fumbled on third-and-six and Tampa Bay LB Hugh Green recovered the loose ball and ran 60 yards for the only defensive touchdown in Buccaneer playoff history. Dallas promptly moved back into the Bucs' half of the field on its next possession as White again hooked up with Johnson for 23 yards and found WR Tony Hill open for a 14-yard gain. The Buccaneer defense came up with another big play, however, as S Mark Cotney redirected another White aerial and returned it 50 yards to the Dallas 27. RB James Wilder added an 11 yard run from there, but the Bucs were forced to kick a 32-yard field goal when CB Ron Fellows broke up a pass intended for WR Gerald Carter in the end zone. Dallas regained the lead before halftime by putting together a 10-play, 75-yard drive culminating in White's six-yard TD pass to RB Ron Springs. Key plays on that drive included a 21-yard catch by WR Drew Pearson and a 13-yarder by TE Doug Cosbie. The third quarter was dominated by a pair of long drives. Dallas opened the period with an 84-yard march on 17 plays that ended in Septien's 19-yard field goal. The Cowboys converted four third downs on the drive but missed the fifth when DE Lee Roy Selmon stopped RB Tony Dorsett for no gain at the one. After interceptions by Dallas' Dennis Thurman and Tampa Bay's Neal Colzie, the Bucs countered with an 80-yard touchdown drive on six plays. WR Gordon Jones got more than half of that on third-and-eight from midfield when he caught a 49-yard scoring pass, giving Tampa Bay a 17-16 lead. The Bucs then quickly got the ball back to start the fourth quarter thanks to two sacks of White, one by Selmon, but S Monty Hunter then turned in the game's pivotal play, intercepting a Williams throw intended for WR Kevin House and returning it 19 yards for a go-ahead score. Dallas added an 81-yard drive later in the period, scoring a clinching touchdown on White's 10-yard pass to RB Timmy Newsome. Tampa Bay's offense then stalled and Dallas converted two first downs to run out the final two minutes.



SCORING	1	2	3	4	F
Tampa Bay	0	10	7	0	17
Dallas	6	7	3	14	30

Dallas:	Septien 33 FG
Dallas:	Septien 33 FG
Tampa Bay:	Green 60 fumble return (Capece kick)
Tampa Bay:	Capece 32 FG
Dallas:	Springs 6 pass from White (Septien kick)
Dallas:	Septien 19 FG
Tampa Bay:	Jones 49 pass from Williams (Capece kick)
Dallas:	Hunter 19 Interception return (Septien kick)
Dallas:	Newsome 10 pass from White (Septien kick)

TEAM STATISTICS

	TB	DAL
First Downs	8	29
Total Net Yards	218	456
Total Offensive Plays	49	92
Rushes-Net Yards	21-105	42-179
Net Yards Passing	113	277
Att.-Comp.-Int.	28-8-3	45-27-2
Sacked-Yards	0-0	5-35
Punts-Avg.	6-43.5	3-40.6
Fumbles-Lost	0-0	1-1
Penalties-Yards	4-41	6-45
Time of Possession	19:47	40:13

INDIVIDUAL STATISTICS**RUSHING**

Tampa Bay: Wilder 14-93, Carver 7-12.
Dallas: Dorsett 26-110, Donley 1-25, Springs 7-24, Newhouse 5-15, Pearson 1-4, DuPree 1-1, D. White 1-0.

PASSING

Tampa Bay: Williams 28-8-, 3 INT, 1 TD.
Dallas: D. White 45-27-312, 2 INT, 2 TDs.

RECEIVING

Tampa Bay: House 4-52, Wilder 2-5, Jones 1-49 (1 TD), Giles 1-7.
Dallas: Pearson 7-95, Johnson 4-76, T. Hill 4-45, Cosbie 3-32, Springs 3-16 (1 TD), Dorsett 2-14, Newsome 2-14 (1 TD), Newhouse 1-11, Dupree 1-9.

INTERCEPTIONS

Tampa Bay: Cotney 1-50, Holt 1-0.
Dallas: Hunter 1-19 (1 TD), Clinkscales 1-11, Thurman 1-0.

SACKS

Tampa Bay: Logan 1.5-14.5, Brantley 1-6, Green 1-6, Selmon 1-6, Cannon 1-2.5.
Dallas: None.

ATTENDANCE

65,042

1997 NFC WILD CARD PLAYOFF GAME



TAMPA BAY 20, DETROIT 10 DECEMBER 28, 1997 HOULIHAN'S STADIUM (73,361)



TAMPA - In the team's first playoff game in Tampa Bay since the 1979 season, the Buccaneers dominated Detroit early, rushing to a 20-0 third quarter lead before holding on for the 20-10 Wild Card victory. Lions RB Barry Sanders, who came into the game in possession of a 14-game streak of 100-yard rushing efforts and just the third 2,000-yard season in league history, was contained spectacularly by a swarming Buc defense, gaining just 65 yards and notching no carry longer than 15 yards. After two failed first-quarter drives for each team, the Bucs made the initial strike with a 40-yard field goal drive keyed by QB Trent Dilfer's scrambling, 23-yard completion to WR Karl Williams on third-and-one. Detroit's next drive stalled, too, but the Lions almost regained possession when Williams muffed the resulting punt. However, the ball bounced through several Detroit hands and out of bounds at the Tampa Bay 11, instead setting up the longest drive in Buccaneer playoff history. Fueled by a pair of first-round rookies-RB Warrick Dunn gained 29 yards on seven runs and catches and WR Reidel Anthony caught passes of 10 and 20 yards-the Bucs marched down to a third-and-seven at the Detroit nine-yard line. From there, Dilfer fired a laser over the middle to WR Horace Copeland in the back of the end zone. Detroit's next attempt to climb back into the game was quickly turned back when CB Anthony Parker intercepted a Scott Mitchell pass at the Lions' 39 and returned it to the 20. Three plays later, PK Michael Husted nailed his second three-pointer, this one from a Buccaneer playoff-record 42 yards out. Detroit moved into Buccaneer territory on its next possession but was stonewalled at the 45 when a fourth-and-one pass attempt fell incomplete under heavy pressure from LB Rufus Porter. The Bucs struck first again in the second half when, after a Detroit punt, Dilfer marched his squad 53 yards for a touchdown. FB Mike Alstott began the drive with a seven-yard run then finished it with a 31-yard pinballing burst up the middle that turned into the longest carry in Buc playoff history and Tampa Bay's final touchdown. Detroit's next drive lasted 11 plays as Sanders finally got untracked for consecutive runs of 11 and 15 yards, but another fourth-down pass attempt, this one from the Buccaneers' eight-yard line, fell incomplete under significant pressure from the defensive line. The Lions did manage a field goal before the third period ended, then tacked on a touchdown with their first drive of the final quarter, marching 82 yards behind back-up QB Frank Reich. On the ensuing kickoff, a Buccaneer penalty forced

Tampa Bay to start at its own five-yard line and the team quickly found itself in a third-and-five situation from the 10. Any developing thoughts of a Detroit comeback were promptly denied, however, when Dilfer hit WR Robb Thomas on a crossing pattern that turned into a 52-yard gain.

SCORING	1	2	3	4	F
Detroit	0	0	3	7	10
Tampa Bay	3	10	7	0	20

Tampa Bay: Husted 22 FG
Tampa Bay: Copeland 9 pass from Dilfer (Husted kick)
Tampa Bay: Husted 42 FG
Tampa Bay: Alstott 31 run (Husted kick)
Detroit: Hanson 33 FG
Detroit: Vardell 1 run (Hanson kick)

TEAM STATISTICS

	DET	TB
First Downs	18	15
Total Net Yards	307	316
Total Offensive Plays	69	60
Rushes-Net Yards	27-109	32-141
Net Yards Passing	198	175
Att.-Comp.-Int.	40-21-1	26-13-1
Sacked-Yards	2-9	2-6
Punts-Avg.	4-38.0	5-40.4
Fumbles-Lost	1-0	2-1
Penalties-Yards	4-20	4-25
Time of Possession	28:23	31:37

INDIVIDUAL STATISTICS

RUSHING

Detroit: Sanders 18-65, Mitchell 4-20, Rivers 1-17, Reich 1-5, Vardell 2-1 (1 TD), Jett 1-1.
Tampa Bay: Dunn 18-72, Alstott 11-68 (1 TD), Anthony 1-1, Dilfer 2-0.

PASSING

Detroit: Mitchell 25-10-78, 1 INT, Reich 15-11-129.
Tampa Bay: Dilfer 26-13-181, 1 TD, 1 INT.

RECEIVING

Detroit: Morton 8-88, Sanders 5-43, Moore 4-44, Boyd 2-11, Vardell 1-12, Sloan 1-9.
Tampa Bay: Anthony 3-62, Dunn 3-0, Thomas 2-66, Copeland 2-14, Williams 1-23, Alstott 1-12, Harris 1-4.

INTERCEPTIONS

Detroit: Rice 1-2.
Tampa Bay: Parker 1-19.

SACKS

Detroit: Elliss 1-0, London 1-6.
Tampa Bay: Ahanotu 1-4, Jackson 1-5.

ATTENDANCE

73,361



1997 NFC DIVISIONAL PLAYOFF GAME


GREEN BAY 21, TAMPA BAY 7
JANUARY 4, 1998
LAMBEAU FIELD (60,327)


GREEN BAY - The Buccaneers trailed by just six points, 13-7, entering the final period but couldn't pull off the upset in Lambeau Field in a Divisional Playoff game as the Packers held on to a 21-7 win. Tampa Bay had the first scoring opportunity of the game in the opening quarter when a 51-yard drive positioned them at the Green Bay 25. However, DT Bob Kuberski blocked PK Michael Husted's 43-yard field goal attempt and the Packers took over at their own 33. That preceded a 67-yard, seven-play touchdown drive for the Pack that began with a 17-yard Brett Favre-to-TE Mark Chmura pass and ended similarly with a three-yard Favre-Chmura TD hookup. The Bucs' ensuing drive was much like the previous one, covering 50 yards and reaching the Packers' 25-yard line, thanks in large part to a 17-yard pass from QB Trent Dilfer to WR Horace Copeland on third-and-nine. This time, a potential 43-yard field goal was eschewed in favor of a fake attempt, but TE John Davis was stopped for no gain after taking a shovel pass from holder Steve Walsh. The tide seemed to turn again in the Bucs' favor two plays later when DT Warren Sapp stripped RB Dorsey Levens of the ball while making the tackle and recovered the fumble to give Tampa Bay possession at the Packers' 30. Unfortunately for the visitors, Green Bay's defense held strong, forcing another ill-fated field goal attempt, this one wasted by a botched snap. Sapp, who applied constant pressure in the Green Bay backfield all day, recording three sacks, nearly got the ball back for Tampa Bay when he got to Favre and stripped the ball again on third down, but the Packers recovered and punted away. In the half's final two minutes, Green Bay added to its lead with a pair of field goals, the second one set up by CB Tyrone Williams' interception of a Dilfer pass that went through WR Robb Thomas' hands. The Packers opened the second half with a strong drive into Buccaneer territory, but S John Lynch and CB Donnie Abraham combined to turn them away when Lynch hit Favre as he was passing and Abraham made a diving interception of the resulting errant pass. The Bucs then embarked on a 94-yard drive, the longest ever in Buccaneer play-off history, to score a touchdown and pull within six. On third-and-11 from their own five-yard line, the Bucs got out of trouble when Dilfer hit a streaking Reidel Anthony on the sideline for a 52-yard gain. Dilfer then found TE Dave Moore for a 28-yard gain over the middle, setting up FB Mike Alstott's six-yard TD run around left end. Packer RB Dorsey Levens matched that score near the beginning of the fourth quarter with a two-yard touchdown run, finishing off a drive



that had been kept alive when WR Derrick Mayes' bobbled reception on third-and-18 fell into the crook of Mayes' leg for a 22-yard gain. Favre ran the ball in himself on the two-point conversion. The Bucs' next two drives ended in failed fourth downs, including a march set up by Abraham's second interception of the day.

SCORING	1	2	3	4	F
Tampa Bay	0	0	7	0	7
Green Bay	7	6	0	8	21

Green Bay: Chmura 3 pass from Favre (Longwell kick)

Green Bay: Longwell 21 FG

Green Bay: Longwell 32 FG

Tampa Bay: Alstott 6 run (Husted kick)

Green Bay: Levens 2 run (Favre run)

TEAM STATISTICS

	TB	GB
First Downs	15	16
Total Net Yards	263	289
Total Offensive Plays	66	64
Rushes-Net Yards	27-90	32-118
Net Yards Passing	173	171
Att.-Comp.-Int.	37-12-2	28-15-2
Sacked-Yards	2-27	4-19
Punts-Avg.	4-42.3	5-42.6
Fumbles-Lost	2-0	3-1
Penalties-Yards	3-38	7-90
Time of Possession	27:57	32:03

INDIVIDUAL STATISTICS

RUSHING

Tampa Bay: Dunn 18-64, Alstott 7-21 (1 TD), Anthony 1-5, Walsh 1-0.

Green Bay: Levens 25-112 (1 TD), Henderson 2-4, Favre 5-2.

PASSING

Tampa Bay: Dilfer 36-11-200, 2 INT, Walsh 1-1-0.

Green Bay: Favre 28-15-190, 1 TD, 2 INT.

RECEIVING

Tampa Bay: Copeland 4-44, Moore 3-54, Dunn 2-34, Anthony 1-52, Thomas 1-16, Davis 1-0.

Green Bay: Freeman 4-75, Levens 4-29, Mayes 2-37, Chmura 2-20 (1 TD), Henderson 2-8, Brooks 1-21.

INTERCEPTIONS

Tampa Bay: Abraham 2-0.

Green Bay: Williams 1-14, Prior 1-13.

SACKS

Tampa Bay: Sapp 3-19, Culpepper 1-0.

Green Bay: Butler 1-12, McKenzie 1-15.

ATTENDANCE

60,327

1999 NFC DIVISIONAL PLAYOFF GAME



TAMPA BAY 14, WASHINGTON 13
JANUARY 15, 2000
RAYMOND JAMES STADIUM (65,835)



TAMPA - The Bucs rallied from a 13-point deficit to stun the Redskins 14-13 before a delirious gathering of 65,835 at Raymond James Stadium. The win propelled the Bucs into the NFC Championship Game for the first time in two decades. Washington ushered the league's second-ranked offense into Tampa, but left with 157 total yards and no offensive TDs. After a scoreless first quarter, the Redskins struck first. Brett Conway booted a 28-yard FG, giving Washington a 3-0 lead that carried into the locker room. The Redskins then stretched their lead before many fans had returned to their seats. RB Brian Mitchell returned the second-half kickoff 100 yards for a TD. The return set an NFL postseason record and handed Washington a 10-0 lead. CB Darrell Green later picked off Shaun King, setting up Conway for a 48-yard FG. Washington led 13-0 and the natives were growing restless. But S John Lynch intercepted Redskins QB Brad Johnson late in the third quarter, igniting a fire under the Bucs' offense. King marched Tampa Bay to the Redskins 2, where FB Mike Alstott scored on a highlight-reel rumble, cutting Washington's lead to 13-7. Two series later, DE Steve White knocked the ball out of Johnson's hands. DT Warren Sapp recovered at the Redskins 32, setting up an acrobatic one-yard TD toss from King to TE John Davis. The Redskins got one more crack, but Dan Turk's errant snap on a 52-yard FG attempt with 1:17 left punched Tampa Bay's ticket to St. Louis.



SCORING	1	2	3	4	F
Washington	0	3	10	0	13
Tampa Bay	0	0	7	7	14

- Washington:** Conway 28-yd. FG
Washington: Mitchell 100-yard kickoff return (Conway kick)
Washington: Conway 48-yd. FG
Tampa Bay: Alstott 2-yd. run (Gramatica kick)
Tampa Bay: Davis 1-yd. pass from King (Gramatica kick)

TEAM STATISTICS

	WASH	TB
First Downs	10	12
Total Net Yards	157	186
Total Offensive Plays	58	61
Rushes-Net Yards	22-46	27-44
Net Yards Passing	111	142
Att.-Comp.-Int.	32-20-1	32-15-1
Sacked-Yards	4-38	2-15
Punts.-Avg.	8-42.1	10-41.8
Fumbles-Lost	2-1	1-0
Penalties-Yards	4-61	2-25
Time of Possession	28:25	31:35

INDIVIDUAL STATISTICS

RUSHING

Washington: Davis 17-37, Centers 1-7, Mitchell 1-1, Thrash 1-1, Hicks 1-0, Westbrook 1-0.
Tampa Bay: Alstott 15-24, Dunn 11-18, King 1-2.

PASSING

Washington: Johnson 32-20-149, 1 INT.
Tampa Bay: King 32-15-157, 1 TD, 1 INT.

RECEIVING

Washington: Connell 4-59, Fryar 4-30, Davis 3-26, Centers 3-8, Hicks 2-17, Mitchell 2-1, Alexander 1-4, Westbrook 1-4.
Tampa Bay: Dunn 4-32, Alstott 3-17, Emanuel 2-47, Moore 2-32, Green 2-25, Williams 1-3, Davis 1-1.

INTERCEPTIONS


Washington: Green 1-12.
Tampa Bay: Lynch 1-0.

SACKS

Washington: Stubblefield 1-10, Barber 1-5.
Tampa Bay: White 2-20, Sapp 1-8.

ATTENDANCE

65,835



1999 NFC CHAMPIONSHIP GAME



ST. LOUIS 11, TAMPA BAY 6 JANUARY 23, 2000 TRANS WORLD DOME (66,496)



ST. LOUIS - Tampa Bay held the high-powered Rams in check for nearly 60 minutes, but a late TD pass enabled St. Louis to escape with an 11-6 win before 66,496 at Trans World Dome. The win propelled the Rams to their second-ever Super Bowl berth. The Bucs jumped on the board quickly. DE Steve White intercepted NFL MVP Kurt Warner on the first play of the game, setting up the Tampa Bay offense at the St. Louis 20. Martin Gramatica booted a 25-yard FG, giving the Bucs a 3-0 lead. The Rams bounced right back, marching 74 yards on 16 plays before settling for a 24-yard FG by Jeff Wilkins. St. Louis grabbed its first lead thanks to a Bucs miscue. C Tony Mayberry snapped the ball over QB Shaun King's head and King knocked the ball out of the end zone for a safety. Wilkins missed a 44-yard FG after the ensuing free kick. The Bucs marched to the Rams 41 late in the second quarter, but CB Todd Lyght picked off King to preserve the 5-3 lead at the half. Tampa Bay reclaimed the lead at the outset of the third quarter when Gramatica nailed a 23-yarder. The Rams tried to counter but LB Hardy Nickerson intercepted Warner at the Bucs 2. On the Rams' next possession, CB Brian Kelly picked off Warner. But the turnover tide turned with eight minutes left. Rams CB Dre Bly intercepted King and returned it to midfield. Six plays later, Warner finally struck gold, lofting a 30-yard TD strike to WR Ricky Proehl. The two-point attempt failed. Tampa Bay drove to the Rams 35 but stalled with 34 seconds left.

SCORING	1	2	3	4	F
Tampa Bay	3	0	3	0	6
St. Louis	3	2	0	6	11

- Tampa Bay:** Gramatica 25-yd. FG
- St. Louis:** Wilkins 24-yd. FG
- St. Louis:** Safety, King out of end zone
- Tampa Bay:** Gramatica 23-yd. FG



St. Louis: Proehl 30-yd. pass from Warner (Wilkins kick)



TEAM STATISTICS

	TB	STL
First Downs	12	17
Total Net Yards	203	309
Total Offensive Plays	57	64
Rushes-Net Yards	23-77	21-51
Net Yards Passing	126	258
Att.-Comp.-Int.	29-13-2	43-26-3
Sacked-Yards	5-37	0-0
Punts.-Avg.	5-40.4	4-43.8
Fumbles-Lost	3-0	2-0
Penalties-Yards	3-15	7-48
Time of Possession	26:59	33:01

INDIVIDUAL STATISTICS

RUSHING

Tampa Bay: Alstott 12-39, Dunn 9-35, King 2-3.
St. Louis: Faulk 17-44, Hakim 1-6, Holcombe 1-2, Warner 2-(-1).

PASSING

Tampa Bay: King 29-13-163, 0 TD, 2 INT, 32 LG.
St. Louis: Warner 43-26-258, 1 TD, 3 INT, 30 LG.

RECEIVING

Tampa Bay: Green 4-59, Dunn 4-37, Williams 2-28, Emanuel 1-22, Alstott 1-9, Moore 1-8.
St. Louis: Holt 7-68, Proehl 6-100, Bruce 3-22, Faulk 3-5, Hakim 2-27, Holcombe 2-5, Williams 1-22, Robinson 1-11, Conwell 1-(-2).

INTERCEPTIONS

Tampa Bay: Kelly 1-15, Nickerson 1-6, White 1-0.
St. Louis: Lyght 1-19, Bly 1-9.

SACKS

Tampa Bay: None.
St. Louis: Wistrom 1-13, Clemons 1-8, Carter 1-6, Farr 1-5, Zgonina 1-5.

ATTENDANCE

66,496

2000 NFC WILD CARD PLAYOFF GAME



PHILADELPHIA 21, TAMPA BAY 3 DECEMBER 31, 2000 VETERANS STADIUM (65,813)



PHILADELPHIA - Tampa Bay remained winless on the road in the postseason (0-5) as Philadelphia dominated the Bucs in a 21-3 victory at Veterans Stadium. The Bucs struck first on a 29-yard field goal by K Martin Gramatica early in the second quarter, but the Eagles defense proved stingy for the rest of the contest. Tampa Bay mustered 199 total yards, including just 50 on the ground, and was held to 3-of-13 on third down conversions. The Philadelphia offense, led by QB Donovan McNabb, scored all the points it would need on two drives late in the first half. McNabb kept the ball on a quarterback draw for a five-yard score with 3:21 left following a fumble by Bucs QB Shaun King. King was sacked by Philadelphia DE Hugh Douglas, putting the Eagles in great field position at the Tampa Bay 15-yard line. McNabb then extended the lead to 14-3 with a five-yard scoring strike to WR Na Brown with 12 seconds remaining before intermission. After a scoreless third quarter, the Eagles put the game out of reach on McNabb's second touchdown pass of the day, a two-yarder to TE Jeff Thomason early in the final period. McNabb completed passes to 10 different players on 24-of-33 attempts for 161 yards, and also rushed for 32 yards on eight carries. Eagles RB Chris Warren aided the ground attack, gaining 82 yards on 21 carries. Bucs QB Shaun King passed for 171 yards, including six completions to WR Keyshawn Johnson for 106 yards. But the rushing game was shut down, with FB Mike Alstott totaling 42 yards and RB Warrick Dunn gaining just one yard on eight carries.

SCORING	1	2	3	4	F
Tampa Bay	0	3	0	0	3
Philadelphia	0	14	0	7	21

- Tampa Bay:** Gramatica 29-yd. FG
Philadelphia: McNabb 5-yd. run (Akers kick)
Philadelphia: Brown 5-yd. pass from McNabb (Akers kick)
Philadelphia: Thomason 2-yd. pass from McNabb (Akers kick)

TEAM STATISTICS

	TB	PHI
First Downs	11	20
Total Net Yards	199	277
Total Offensive Plays	54	68
Rushes-Net Yards	19-50	33-126
Net Yards Passing	149	151
Att.-Comp.-Int.	31-17-0	33-24-1
Sacked-Yards	4-22	2-10
Punts.-Avg.	6-40.5	5-36.6
Fumbles-Lost	2-1	1-0
Penalties-Yards	7-62	2-20
Time of Possession	25:06	34:53

INDIVIDUAL STATISTICS

RUSHING

Tampa Bay: Alstott 7-42, King 4-7, Dunn 8-1.
Philadelphia: Warren 21-82, McNabb 8-32, Mitchell 4-12.

PASSING

Tampa Bay: King 31-17-171, 0 TD, 0 INT, 41 LG.
Philadelphia: McNabb 33-24-161, 2 TD, 1 INT, 25 LG.

RECEIVING

Tampa Bay: Johnson 6-106, Dunn 5-28, Alstott 2-14, Moore 2-12, Anthony 1-6, Hape 1-5.
Philadelphia: Johnson 5-47, Mitchell 5-37, Small 3-30, Lewis 3-24, Martin 2-8, Pritchett 2(-1), Brown 1-5, Pinkston 1-5, Warren 1-4, Thomason 1-2.

INTERCEPTIONS

Tampa Bay: Abraham 1-0.
Philadelphia: None.

SACKS

Tampa Bay: White 1-10, Singleton 0.5-0, Webster 0.5-0.
Philadelphia: Douglas 2-14, Caldwell 1-7, Thomas 1-1.

ATTENDANCE

65,813



FRONT OFFICE

PLAYERS

2019 REVIEW

HISTORY

RECORDS

SIDELINES

2001 NFC WILD CARD PLAYOFF GAME



PHILADELPHIA 31, TAMPA BAY 9 JANUARY 12, 2002 VETERANS STADIUM (65,847)



PHILADELPHIA - Philadelphia controlled the running game and took advantage of four Bucs' turnovers as it ended Tampa Bay's season for the second consecutive year in a 31-9 victory at Veterans Stadium in an NFC Wild Card contest. The Bucs remained winless on the road in the postseason (0-6) and were handed a first round playoff loss for the second straight year in what would prove to be Tony Dungy's final game as head coach. FS Dexter Jackson intercepted Eagles QB Donovan McNabb on the opening series, leading to a 36-yard field goal by K Martin Gramatica. The Eagles pulled even on a David Akers FG and TE Chad Lewis gave Philadelphia the lead for good on a 16-yard TD reception from McNabb. Gramatica cut the lead to 10-6 with his second three-pointer, but McNabb found RB Duce Staley for a 23-yard TD pass in the final minute of the first half for a 17-6 lead. Gramatica again closed the gap with a 27-yard FG on the final play of the half, drawing the Bucs to within 17-9 at the break. But the Eagles dominated the second half, adding a 25-yard TD scamper by RB Correll Buckhalter and a 59-yard interception return for a touchdown by S Damon Moore in the closing minutes. Tampa Bay mustered just 258 yards of total offense, including 63 on the ground. QB Brad Johnson threw four interceptions and the Bucs converted on only 5-of-12 third down attempts. McNabb, who passed for 194 yards, added



57 yards rushing.

SCORING	1	2	3	4	F
Tampa Bay	3	6	0	0	9
Philadelphia	3	14	7	7	31

Tampa Bay:	Gramatica 36-yd. FG
Philadelphia:	Akers 26-yd. FG.
Philadelphia:	Lewis 16-yd. pass from McNabb (Akers kick)
Tampa Bay:	Gramatica 32-yd. FG
Philadelphia:	Staley 23-yd. pass from McNabb (Akers kick)
Tampa Bay:	Gramatica 27-yd. FG
Philadelphia:	Buckhalter 25-yd. run (Akers kick)
Philadelphia:	Moore 59-yd. INT return (Akers kick)

TEAM STATISTICS

	TB	PHI
First Downs	16	17
Total Net Yards	258	334
Total Offensive Plays	61	57
Rushes-Net Yards	24-63	29-148
Net Yards Passing	195	186
Att.-Comp.-Int.	36-22-4	25-16-1
Sacked-Yards	1-7	3-8
Punts.-Avg.	5-41.6	6-37.7
Fumbles-Lost	1-0	1-0
Penalties-Yards	4-28	7-59
Time of Possession	29:37	30:23

INDIVIDUAL STATISTICS

RUSHING

Tampa Bay: Alstott 12-32, Dunn 11-29, B. Johnson 1-2.
Philadelphia: McNabb 4-57, Buckhalter 9-55, Staley 15-34, Thrash 1-2.

PASSING

Tampa Bay: B. Johnson 36-22-202, 0 TD, 4 INT.
Philadelphia: McNabb 25-16-194, 2 TD, 1 INT.

RECEIVING

Tampa Bay: Dunn 8-37, Alstott 5-32, K. Johnson 3-75, Williams 2-25, Green 2-15, Moore 1-13, Yoder 1-5.
Philadelphia: Pinkston 5-62, Lewis 4-60, Thrash 3-32, Staley 2-27, Buckhalter 2-13.

INTERCEPTIONS

Tampa Bay: Jackson 1-9.
Philadelphia: Moore 2-59, Dawkins 1-0, Vincent 1-0.

SACKS

Tampa Bay: Rice 2-7, White 1-1.
Philadelphia: Douglas 1-7.

ATTENDANCE

65,847

2002 NFC DIVISIONAL PLAYOFF GAME



TAMPA BAY 31, SAN FRANCISCO 6
JANUARY 12, 2003
RAYMOND JAMES STADIUM (65,599)



TAMPA – Tampa Bay advanced to the NFC Championship Game for the third time in club history (also 1979 and 1999) behind a suffocating defense and pair of touchdown passes by QB Brad Johnson as the Buccaneers defeated San Francisco at Raymond James Stadium. Tampa Bay jumped out to a 28-6 halftime lead, reaching the end zone on three consecutive possessions in the first half. FB Mike Alstott opened the scoring with a two-yard run and added his second scoring run with less than one minute remaining in the first half. Sandwiched in between Alstott's two scores were scoring strikes to WR Joe Jurevicius from 20 yards and TE Rickey Dudley's 12-yard score in the second quarter. Johnson, who returned to the starting lineup after missing the last two regular season games with a right lower back contusion, completed 15-of-31 passes for 196 yards with two touchdowns and one interception. Tampa Bay's top-ranked defense forced five turnovers, including three interceptions of 49ers QB Jeff Garcia. San Francisco, which entered the game averaging 22.9 points per contest in the regular season and put up 39 points in its Wild Card win over the New York Giants, were limited to just two first half field goals and 228 total yards. The Bucs' defense did not allow the 49ers to score a touchdown for the first time in 50 games (counting postseason). LB Derrick Brooks, the 2002 NFL Defensive Player of the Year, posted seven tackles, one INT and a sack to pace the Bucs' defense. Tampa Bay's secondary limited WR Terrell Owens to just four catches for 35 yards as CB Ronde Barber recorded an interception and CB Dwight Smith added an interception and a fumble recovery on special teams.



SCORING	1	2	3	4	F
San Francisco	3	3	0	0	6
Tampa Bay	7	21	3	0	31

Tampa Bay: Alstott 2 run (Gramatica kick)
San Francisco: Chandler 24 FG
Tampa Bay: Jurevicius 20 pass from B. Johnson (Gramatica kick)
San Francisco: Chandler 40 FG
Tampa Bay: Dudley 12 pass from B. Johnson (Gramatica kick)
Tampa Bay: Alstott 2 run (Gramatica kick)
Tampa Bay: Gramatica 19 FG

TEAM STATISTICS

	SF	TB
First Downs	14	21
Total Net Yards	228	329
Total Offensive Plays	58	71
Rushes-Net Yards	13-62	38-121
Net Yards Passing	166	208
Att.-Comp.-Int.	41-22-3	32-16-1
Sacked-Yards	4-27	1-9
Punts.-Avg.	3-34.3	4-47.3
Fumbles-Lost	4-2	2-1
Penalties-Yards	6-71	10-100
Time of Possession	23:14	36:46

INDIVIDUAL STATISTICS

RUSHING

Tampa Bay: Alstott 17-60 (2 TD), Pittman 17-41, Stecker 2-8, R. Johnson 1-7, B. Johnson 1-5.
San Francisco: Hearst 10-55, Barlow 3-7.

PASSING

Tampa Bay: B. Johnson 31-15-196, 2 TD, 1 INT, R. Johnson 1-1-21.
San Francisco: Garcia 41-22-193, 0 TD, 3 INT.

RECEIVING

Tampa Bay: K. Johnson 5-85, Jurevicius 3-48 (1 TD), Dilger 3-35, Alstott 3-27, Dudley 1-12 (1 TD), Pittman 1-10.
San Francisco: Streets 5-62, Owens 4-35, Hearst 4-29, Stokes 3-20, Beasley 2-15, E. Johnson 2-7, Wilson 1-22, Barlow 1-3.

INTERCEPTIONS

Tampa Bay: Barber 1-25, Smith 1-6, Brooks 1-0.
San Francisco: Holman 1-13.

SACKS

Tampa Bay: Rice 1-8, Singleton 1-6, Spires 1-8, Brooks 0.5-2.5, Sapp 0.5-2.5.
San Francisco: Peterson 1-9.

ATTENDANCE

65,599

FRONT OFFICE

PLAYERS

2019 REVIEW

HISTORY

RECORDS

SIDELINES

2002 NFC CHAMPIONSHIP GAME



TAMPA BAY 27, EAGLES 10 JANUARY 19, 2003 VETERANS STADIUM (66,713)



PHILADELPHIA - Tampa Bay advanced to its first Super Bowl appearance in club history with a 27-10 victory over the Philadelphia Eagles in the final game at Veterans Stadium. The Buccaneers, under first-year head coach Jon Gruden, forced three Eagles turnovers en route to securing Tampa Bay's first road win in postseason history. CB Ronde Barber paced an outstanding defensive effort with a club-record 92-yard INT return for a TD, four passes defensed, three tackles, one sack and a forced fumble. Tampa Bay built a 17-10 halftime lead behind QB Brad Johnson, who completed 20-of-33 passes for 259 yards with one TD and one INT. On the game's opening kickoff, Philadelphia KR Brian Mitchell raced 70 yards to set up RB Duce Staley's 20-yard run for a 7-0 lead. The Buccaneers responded when K Martin Gramatica drilled a club postseason-record 48-yard field goal to cut the deficit to 7-3. Late in the first quarter, Brad Johnson connected with WR Joe Jurevicius for a 71-yard completion—the second-longest in team postseason history—to set up FB Mike Alstott's one-yard TD run for a 10-7 lead. K David Akers tied the contest with a 30-yard FG, but Brad Johnson connected on a nine-yard TD to WR Keyshawn Johnson for the go-ahead score. The Bucs' defense stifled the Eagles' offensive attack in the second half and allowed just 30 yards and two first downs in the third quarter. Tampa Bay added 10 more points as Gramatica hit a 27-yard FG in the third quarter and Barber punctuated the win with the first-ever interception return in club playoff history late in the fourth quarter.

SCORING	1	2	3	4	F
Tampa Bay	10	7	3	7	27
Philadelphia	7	3	0	0	10

- Philadelphia:** Staley 20 run (Akers kick)
Tampa Bay: Gramatica 48 FG
Tampa Bay: Alstott 1 run (Gramatica kick)
Philadelphia: Akers 30 FG
Tampa Bay: K. Johnson 9 pass from B. Johnson (Gramatica kick)
Tampa Bay: Gramatica 27 FG
Tampa Bay: Barber 92 INT return (Gramatica kick)

TEAM STATISTICS

	TB	PHI
First Downs	15	20
Total Net Yards	308	312
Total Offensive Plays	65	72
Rushes-Net Yards	32-49	21-80
Net Yards Passing	259	232
Att.-Comp.-Int.	33-20-1	49-26-1
Sacked-Yards	0-0	2-11
Punts.-Avg.	7-36.3	7-39.9
Fumbles-Lost	0-0	2-2
Penalties-Yards	3-16	5-45
Time of Possession	30:53	29:07

INDIVIDUAL STATISTICS

RUSHING

Tampa Bay: Alstott 17-25 (1 TD), Pittman 8-17, Stecker 1-9, B. Johnson 6--2.
Philadelphia: Staley 13-58 (1 TD), McNabb 3-17, Westbrook 2-5, Levens 3-0.

PASSING

Tampa Bay: B. Johnson 33-20-259, 1 TD, 1 INT.
Philadelphia: McNabb 49-26-243, 0 TD, 1 INT.

RECEIVING

Tampa Bay: Pittman 5-53, McCardell 5-37, Dilger 3-41, K. Johnson 3-40 (1 TD), Jurevicius 1-71, Williams 1-7, Dudley 1-7, Stecker 1-3.
Philadelphia: Lewis 6-65, Staley 6-26, Freeman 5-66, Thrash 4-23, Pinkston 3-51, Westbrook 1-8, Martin 1-4.

INTERCEPTIONS

Tampa Bay: Barber 1-92 (1 TD).
Philadelphia: Taylor 1-1.

SACKS

Tampa Bay: Rice 1-6, Barber 1-5.
Philadelphia: None.

ATTENDANCE

66,713



SUPER BOWL XXXVII




TAMPA BAY 48, OAKLAND 21
JANUARY 26, 2003
QUALCOMM STADIUM (67,603)



SAN DIEGO - Tampa Bay, behind a suffocating defense, set Super Bowl records with five interceptions, including a Super Bowl record-setting three for touchdowns, as the Buccaneers defeated the Oakland Raiders 48-21 to capture Super Bowl XXXVII at Qualcomm Stadium for



the first NFL championship in team history. Jon Gruden became the youngest head coach at the time (age 39) to win a Super Bowl as the Buccaneers' top-ranked defense stifled the Raiders No. 1 ranked offense. S Dexter Jackson earned Most Valuable Player honors for his two first-half interceptions and CB Dwight Smith returned a pair of second-half interceptions from 44 and 50 yards for TDs. LB Derrick Brooks added a 44-yard INT return for a score. The Buccaneers' defense held the Raiders to 269 total yards, 19 rushing yards and 11 total first downs. Tampa Bay's defensive line added five sacks, including two courtesy of DE Simeon Rice. Raiders QB Rich Gannon, the league's Most Valuable Player, completed 24-of-44 passes for 272 yards with two TDs and a Super Bowl record five INTs. Gannon, who threw just 10 INTs in 618 passing attempts during the regular season, finished with a 48.9 passer rating as Tampa Bay held Oakland to 62 total yards in the first half, the second-fewest in Super Bowl history. Oakland took a 3-0 lead on its initial possession with a 40-yard field goal by K Sebastian Janikowski. But that lead was short-lived as the Buccaneers built a 20-3 halftime advantage on a pair of K Martin Gramatica field goals and a two-yard TD run by FB Mike Alstott and a five-yard TD reception by WR Keenan McCardell. The Buccaneers scored a pair of touchdowns in the third quarter on McCardell's eight-yard scoring pass from QB Brad Johnson, who completed 18-of-34 passes for 215 yards with two TDs and one INT, and Smith's 44-yard INT return for a 34-3 advantage. RB Michael Pittman posted a season-high 29 carries for 124 yards. Oakland found the end zone for the first time late in the third quarter and added two more TDs, the last by All-Pro WR Jerry Rice from 48 yards out to cut the lead to 34-21. But the Buccaneers clinched their first championship in 27 seasons with two defensive scores in the final 1:18, courtesy of Brooks, the NFL's Defensive Player of the Year, and Smith's score with just two seconds remaining.



FRONT OFFICE

PLAYERS

2019 REVIEW

HISTORY

RECORDS

SIDELINES

SCORING	1	2	3	4	F
Oakland	3	0	6	12	21
Tampa Bay	3	17	14	14	48
Oakland:	Janikowski 40 FG				
Tampa Bay:	Gramatica 31 FG				
Tampa Bay:	Gramatica 43 FG				
Tampa Bay:	Alstott 2 run (Gramatica kick)				
Tampa Bay:	McCardell 5 pass from B. Johnson (Gramatica kick)				
Tampa Bay:	McCardell 8 pass from B. Johnson (Gramatica kick)				
Tampa Bay:	Smith 44 INT return (Gramatica kick)				
Oakland:	Porter 39 pass from Gannon (pass failed)				
Oakland:	E. Johnson 13 return of blocked punt (pass failed)				
Oakland:	Rice 48 pass from Gannon (pass failed)				
Tampa Bay:	Brooks 44 INT return (Gramatica kick)				
Tampa Bay:	Smith 50 INT return (Gramatica kick)				

TEAM STATISTICS

	OAK	TB
First Downs	11	24
Total Net Yards	269	365
Total Offensive Plays	60	76
Rushes-Net Yards	11-19	42-150
Net Yards Passing	250	215
Att.-Comp.-Int.	44-24-5	34-18-1
Sacked-Yards	5-22	0-0
Punts.-Avg.	5-39.0	5-31.0
Fumbles-Lost	1-0	1-0
Penalties-Yards	7-51	5-41
Time of Possession	22:46	37:14

INDIVIDUAL STATISTICS

RUSHING

Oakland: Garner 7-10, Crockett 2-6, Gannon 2-3.
Tampa Bay: Pittman 29-124, Alstott 10-15 (1 TD), B. Johnson 1-10, Stecker 1-1, Tupa 1-0.

PASSING

Oakland: Gannon 44-24-272, 2 TD, 5 INT.
Tampa Bay: B. Johnson 34-18-215, 2 TD, 1 INT.

RECEIVING

Oakland: Garner 7-51, Rice 5-77 (1 TD), Jolley 5-59, Porter 4-62 (1 TD), Brown 1-9, Ritchie 1-7, Wheatley 1-7.
Tampa Bay: K. Johnson 6-69, Alstott 5-43, Jurevicius 4-78, McCardell 2-13 (2 TD), Dilger 1-12.

INTERCEPTIONS

Oakland: Woodson 1-12.
Tampa Bay: Smith 2-94 (2 TD), Jackson 2-34, Brooks 1-44 (1 TD).

SACKS

Oakland: None.
Tampa Bay: Rice 2-7, Sapp 1-9, Spires 1-5, Wyms 1-1.

ATTENDANCE

67,603



2005 NFC WILD CARD GAME



WASHINGTON 17, TAMPA BAY 10 JANUARY 7, 2006 RAYMOND JAMES STADIUM (65,514)



TAMPA - Despite surrendering just 120 yards of total offense to the visiting Washington Redskins, Tampa Bay suffered its first playoff defeat at Raymond James Stadium in the NFC Wild Card contest. The 120 yards were the fewest yards gained by a winning team in a game in NFL playoff history. Redskins QB Mark Brunell was limited to seven completions on 15 attempts for 41 yards and one interception while the Washington rushing attack averaged only 3.1 yards per carry on 31 attempts. Tampa Bay fell behind 14-0 in the first quarter following two Tampa Bay miscues. Redskins LB LaVar Arrington picked off a tipped QB Chris Simms pass deep in Buccaneers territory on their second possession, setting up a RB Clinton Portis six-yard touchdown run. On the ensuing possession, RB Carnell "Cadillac" Williams fumbled and Redskins S Sean Taylor returned it 51 yards for a touchdown. The two teams traded field goals in the second quarter as Washington went to the locker room with a 17-3 lead at halftime. Tampa Bay got back within seven at 17-10 on its first possession of the second half, driving 51 yards in seven plays as Simms capped it off with a two-yard touchdown run for what turned out to be the final scoring of the day. Following a CB Brian Kelly interception in Washington territory with just under four minutes remaining, the Buccaneers had a chance to tie the game but Simms' 35-yard pass into the end zone to WR Edell Shepherd was ruled incomplete. Tampa Bay regained possession near midfield with 1:05 left in the contest, but Simms was intercepted following another tipped ball on the first play of the drive.



SCORING	1	2	3	4	F
Washington	14	3	0	0	17
Tampa Bay	0	3	7	0	10

Washington: Portis 6 run (Hall kick)
Washington: Taylor 51 fumble return (Hall kick)
Tampa Bay: Bryant 43 FG
Washington: Hall 47 FG
Tampa Bay: Simms 2 run (Bryant kick)

TEAM STATISTICS

	WASH	TB
First Downs	9	17
Total Net Yards	120	243
Total Offensive Plays	49	66
Rushes-Net Yards	31-95	25-75
Net Yards Passing	25	168
Att.-Comp.-Int.	16-7-1	38-25-2
Sacked-Yards	2-16	3-30
Punts-Avg.	7-38.3	5-39.4
Fumbles-Lost	3-0	3-1
Penalties-Yards	4-30	3-30
Time of Possession	25:31	34:29

INDIVIDUAL STATISTICS

RUSHING

Washington: Portis 16-53 (1 TD), Betts 10-25, Moss 1-11, Brunell 4-6.
Tampa Bay: Williams 18-49, Alstott 4-15, Simms 3-11.

PASSING

Washington: Brunell 15-7-41, 0 TD, 1 INT, Portis 1-0-0, 0 TD, 0 INT.
Tampa Bay: Simms 38-25-198, 0 TD, 2 INT.

RECEIVING

Washington: Moss 2-18, Cooley 2-12, Betts 1-11, Thrash 1-5, Portis 1(-5).
Tampa Bay: Galloway 7-69, Hilliard 4-38, Pittman 3-30, Becht 3-26, Smith 3-14, Williams 3-10, Alstott 1-7, Shepherd 1-4.

INTERCEPTIONS

Washington: Arrington 1-21, Washington 1-13.
Tampa Bay: Kelly 1-3.

SACKS

Washington: Daniels 1-13, Stoutmire 1-9, Evans 1-8.
Tampa Bay: Rice 1-11, Wyms 1-5.

ATTENDANCE

65,514

FRONT OFFICE

PLAYERS

2019 REVIEW

HISTORY

RECORDS

SIDELINES

2007 NFC WILD CARD GAME

N.Y. GIANTS 24, TAMPA BAY 14
JANUARY 6, 2008
 RAYMOND JAMES STADIUM (65,621)



TAMPA – Playing host to the New York Giants in an NFC Wild Card matchup, the Buccaneers 2007 season came to an end as the Giants advanced with a 24-14 victory. Tampa Bay started fast, taking a 7-0 lead in the first quarter on a RB Earnest Graham one-yard touchdown run as the Buccaneers gained 78 first-quarter yards compared to the Giants minus-two yards. New York evened the score with 10:02 left in the first half as QB Eli Manning found RB Brandon Jacobs on a five-yard scoring pass. The Giants took the lead on their next possession as Jacobs scored on an eight-yard run, giving New York a 14-7 lead at halftime. Following a Buccaneers fumble on the opening kickoff of the second half, the Giants tacked on a 25-yard field goal for a 17-7 lead. Tampa Bay drove into Giants territory on its next possession, but QB Jeff Garcia was intercepted in the end zone. Following a Buccaneers punt that pinned the Giants at their own eight-yard line, New York drove 92 yards in 15 plays to take a 24-7 lead with 8:03 left in the game on a Manning to WR Amani Toomer four-yard touchdown pass. Tampa Bay pulled within 10 on the ensuing drive as Garcia connected with TE Alex Smith for a six-yard score with 3:25 left in the contest. The Buccaneers forced a punt on the Giants next possession and advanced near midfield, but Garcia was intercepted just after the two-minute warning to end the Buccaneers comeback attempt. LB Derrick Brooks played in his 11th postseason game, becoming the all-time leader in postseason games played in franchise history.

SCORING	1	2	3	4	F
N.Y. Giants	0	14	3	7	24
Tampa Bay	7	0	0	7	14

Tampa Bay:	Graham 1 run (Bryant kick)
New York:	Jacobs 5 pass from Manning (Tynes kick)
New York:	Jacobs 8 run (Tynes kick)
New York:	Tynes 25 FG
New York:	Toomer 4 pass from Manning (Tynes kick)
Tampa Bay:	Smith 6 pass from Garcia (Bryant kick)

TEAM STATISTICS

	NYG	TB
First Downs	16	20
Total Net Yards	277	271
Total Offensive Plays	58	62
Rushes-Net Yards	30-100	22-69
Net Yards Passing	177	202
Att.-Comp.-Int.	27-20-0	39-23-2
Sacked-Yards	1-8	1-5
Punts.-Avg.	6-44.5	5-36.8
Fumbles-Lost	0-0	2-1
Penalties-Yards	5-41	4-25
Time of Possession	33:31	26:29

INDIVIDUAL STATISTICS

RUSHING

New York: Bradshaw 17-66, Jacobs 13-34.

Tampa Bay: Graham 18-63, Pittman 1-5, Askew 1-3, Garcia 1-2, Galloway 1(-4).

PASSING

New York: Manning 27-20-185, 2 TD, 0 INT.

Tampa Bay: Garcia 39-23-207, 1 TD, 2 INT.

RECEIVING

New York: Toomer 7-74, Burress 4-38, Smith 3-29, Jacobs

2-16, Boss 2-14, Bradshaw 1-9, Hedgecock 1-5.

Tampa Bay: Pittman 5-62, Graham 4-27, Hilliard 4-27,

Clayton 3-39, Smith 3-26, Askew 2-12, Galloway 1-9,

Stevens 1-5.

INTERCEPTIONS

New York: Webster 1-0, McQuarters 1-0.

Tampa Bay: None.

SACKS

New York: Strahan 1-5.

Tampa Bay: Adams 1-8.

ATTENDANCE

65,621



TAMPA BAY BUCCANEERS SUPER BOWL RING



In the long-established tradition of creating custom awards for the world of sports, Tiffany & Co. designed the Super Bowl championship rings presented to the Tampa Bay Buccaneers, winners of Super Bowl XXXVII.

The fourteen-karat yellow gold ring incorporates the Vince Lombardi Super Bowl Trophy, an original Tiffany design featuring a football in kicking position, which the company has produced for every Super Bowl since its inception in 1967. In the ring's depiction, the trophy base is set with three rectangular modified brilliant diamonds, the football is studded with a marquis diamond, and 50 sparkling round diamonds set in white gold surround the trophy. The ring's bezel reads 'Tampa Bay Buccaneers World Champions.'

Details of Super Bowl XXXVII and the Buccaneers are commemorated on the sides of the ring. On one side, the cities of the contending teams (Tampa Bay and Oakland) appear, along with the final game score (48-21), date and place of Super Bowl XXXVII (January 26, 2003, in San Diego, Calif.),

and the Super Bowl and NFL shield logos. The ring's other side displays the player's name engraved on a banner and captures the team's undaunted spirit with flag logo, palm trees, and a sea-going pirate ship reminiscent of the Buccaneers' own ship that is a fan favorite at home games.

The ring reflects the close collaboration between Tiffany and the Tampa Bay Buccaneers in capturing the rich symbolism of the Super Bowl, the winning team, and the NFL. The awarding of the Super Bowl rings to the victorious Buccaneers followed the presentation of the Vince Lombardi trophy presented to the team on Super Bowl Sunday.

In addition to creating the Vince Lombardi trophy, Tiffany also creates the Pete Rozelle trophy presented to the Most Valuable Player of the Super Bowl game. Named for the late NFL Commissioner whose distinguished career spanned nearly 30 years, the trophy, a shooting star design handcrafted of sterling silver with vermeil, was first awarded in 1991 at Super Bowl XXV. The Pete Rozelle trophy was awarded to Tampa Bay's Dexter Jackson.



AT LEFT: Both sides of former Buccaneers FB Mike Alstott's Super Bowl ring

FRONT OFFICE

PLAYERS

2019 REVIEW

HISTORY

RECORDS

SIDELINES

RECORDS

RECORDS

RECORDS

RECORDS

RECORDS

BUCCANEERS RECORDS

INDIVIDUAL RECORDS/OFFENSE

SCORING

MOST POINTS SCORED

Season	131, Matt Bryant, 2008 128, Martin Gramatica, 2002 126, Martin Gramatica, 2000 124, Matt Gay, 2019
Game	123, Connor Barth, 2012 24, Doug Martin, at Oakland, 11/4/12 24, Jimmie Giles, at Miami, 10/20/85 18, Mike Evans, vs. New York Giants, 9/22/19 18, Breshad Perriman, at Detroit, 12/15/19 18, Doug Martin, vs. Jacksonville, 10/11/15 18, Bobby Rainey, vs. Atlanta, 11/17/13 18, Michael Pittman, vs. Kansas City, 11/7/04 18, Keenan McCardell, vs. Indianapolis, 10/6/03 18, Mike Alstott, vs. Minnesota, 10/28/01 18, Warrick Dunn, vs. St. Louis, 12/18/00 18, Mike Alstott, at Cincinnati, 12/27/98 18, Reggie Cobb, vs. Detroit, 11/10/91 18, Morris Owens, vs. Miami, 10/24/76

MOST TOUCHDOWNS SCORED

Season	13, James Wilder (13 rush), 1984 12, Mike Evans (12 rec.), 2016 12, Mike Evans (12 rec.), 2014 12, Doug Martin (11 rush, 1 rec.), 2012 11, Mike Williams (11 rec.), 2010 11, Mike Alstott (10 rush, 1 rec.), 2001 11, Errict Rhett (11 rush), 1995 10, Joey Galloway (10 rec.), 2005 10, Michael Pittman (7 rush, 3 rec.), 2004 10, Mike Alstott (7 rush, 3 rec.), 1997 10, James Wilder (10 rush), 1985
Game	4, Doug Martin, at Oakland, 11/4/12 4, Jimmie Giles, at Miami, 10/20/85 3, Mike Evans, vs. New York Giants, 9/22/19 3, Breshad Perriman, at Detroit, 12/15/19 3, Doug Martin, vs. Jacksonville, 10/11/15 3, Bobby Rainey, vs. Atlanta 11/17/13 3, Michael Pittman, vs. Kansas City, 11/7/04 3, Keenan McCardell, vs. Indianapolis, 10/6/03 3, Mike Alstott, vs. Minnesota, 10/28/01 3, Warrick Dunn, vs. St. Louis, 12/18/00 3, Mike Alstott, at Cincinnati, 12/27/98 3, Reggie Cobb, vs. Detroit, 11/10/91 3, Morris Owens, vs. Miami, 10/24/76

MOST POINTS PLACEKICKING

Season	131, Matt Bryant, 2008
Game	16, Martin Gramatica, vs. New Orleans, 12/23/01 (4 FGs, 4 PATs) 15, Martin Gramatica, at Chicago, 12/29/02 (5 FGs) 14, Kyle Brindza, at New Orleans, 9/20/15 14, Connor Barth, vs. New Orleans, 10/16/11 14, Steve Christie, vs. Minnesota, 12/16/90 14, Steve Christie, vs. Green Bay, 10/14/90 14, Donald Igwebuikwe, at Chicago, 11/19/89 14, Bill Capece, vs. Chicago, 1/2/83 (rest are 4 FGs, 2 PATs)

MOST FIELD GOALS

Season	32, Matt Bryant, 2008 32, Martin Gramatica, 2002
Game	5, Martin Gramatica, at Chicago, 12/29/02

MOST FIELD GOALS ATTEMPTED

Season	39, Martin Gramatica, 2002
Game	6, Michael Husted, vs. Cincinnati, 10/8/95

BEST FIELD GOAL PERCENTAGE

Season	92.9%, Connor Barth, 2011 (26-28)
--------	-----------------------------------

MOST EXTRA POINTS

Season	43, Matt Gay, 2019
Game	7, Matt Gay, at Los Angeles Rams, 9/29/19

MOST EXTRA POINTS ATTEMPTED

Season	48, Matt Gay, 2019
Game	7, Matt Gay, at Los Angeles Rams, 9/29/19 7, Donald Igwebuikwe, vs. Atlanta, 9/13/87

BEST EXTRA POINT PERCENTAGE

Season	100%, 18 times, most recently by (min. 20) Patrick Murray, 2014 (31-31)
--------	--

MOST CONSECUTIVE GAMES SCORING A TOUCHDOWN

6, Earnest Graham, 11/4/07 - 12/16/07 5, Mike Alstott, 12/28/99-9/17/00* 5, Errict Rhett, 9/24/95 - 10/22/95 5, Reggie Cobb, 9/27/92 - 11/1/92 5, Gary Anderson, 9/9/90 - 10/7/90 5, James Owens, 9/11/83-10/9/83 5, Ricky Bell, 11/19/78-9/23/79* <small>*Over two seasons</small>
--

LONGEST FIELD GOAL MADE

62, Matt Bryant, vs. Philadelphia, 10/22/06 59, Chandler Catanzaro, vs. Cleveland, 10/21/18 58, Matt Gay, at Los Angeles Rams, 9/29/19 58, Kyle Brindza, at Houston, 9/27/15
--

LONGEST FIELD GOAL ATTEMPT

62, Matt Bryant, vs. Philadelphia, 10/22/06 62, Martin Gramatica, vs. Indianapolis, 10/6/03 62, Donald Igwebuikwe, at New Orleans, 9/22/85 and vs. Minnesota, 9/15/85
--

MOST CONSECUTIVE FIELD GOALS MADE

25, Connor Barth, 10/16/11 - 9/30/12 16, Martin Gramatica, 10/9/00 - 12/3/00 16, Michael Husted, 11/19/95 - 9/22/96

MOST CONSECUTIVE EXTRA POINTS

129, Martin Gramatica, 9/12/99 - 9/8/03

COMBINED YARDAGE

MOST TOTAL YARDS, RUSHING AND RECEIVING

Season	2,229, James Wilder, 1984 (1,544 rush, 685 rec) 1,926, Doug Martin, 2012 (1,454 rush, 472 rec) 1,673, Doug Martin, 2015 (1,402 rush, 271 rec) 1,641, James Wilder, 1985 (1,300 rush, 341 rec) 1,555, Warrick Dunn, 2000 (1,133 rush, 422 rec) 1,524, Mike Evans, 2018 (1,524 rec) 1,511, Ricky Bell, 1979 (1,263 rush, 248 rec) 1,440, Warrick Dunn, 1997 (978 rush, 462 rec) 1,422, Mark Carrier, 1989 (1,422 rec) 1,384, Vincent Jackson, 2012 (1,384 rec.)
Game	272, Doug Martin, at Oakland, 11/4/12 (251 rush, 21 rec) 239, James Wilder, at Minnesota, 11/6/83 (219 rush, 20 rec) 235, Doug Martin, at Philadelphia, 11/22/15 (235 rush) 221, Warrick Dunn, vs. Dallas, 12/3/00 (210 rush, 11 rec) 216, Vincent Jackson, vs. New Orleans, 10/21/12 (216 rec.) 216, James Wilder, vs. Green Bay, 9/30/84 (172 rush, 44 rec) 214, Doug Martin, at Minnesota, 10/25/12 (135 rush, 79 rec) 212, Mark Carrier, at New Orleans, 12/6/87 (212 rec) 209, Mike Evans, at Washington, 11/16/14 (209 rec.) 201, James Wilder, vs. Detroit, 11/23/86 (130 rush, 71 rec) 200, Antonio Bryant, at Carolina, 12/8/08 (200 rec)

MOST YARDS, PASSING AND RUSHING

Season	5,359, Jameis Winston, 2019 (5,109, 250 rush)
	4,255, James Winston, 2016 (4,090, 165 rush)
	4,213, Jameis Winston, 2015 (4,042 pass, 213 rush)
	4,204, Josh Freeman, 2012 (4,065 pass, 139 rush)
	3,844, Brad Johnson, 2003 (3,811 pass, 33 rush)
Game	499, Doug Williams, at Minnesota, 11/16/80 (486 pass, 13 rush)
	468, Vinny Testaverde, at Indianapolis, 10/16/88 (469 pass, -1 rush)
	462, Jameis Winston, at Detroit, 12/15/19 (458 pass, 4 rush)
	461, Jameis Winston, vs. Indianapolis, 12/8/19 (456 pass, 5 rush)
	453, Ryan Fitzpatrick, at New Orleans, 9/9/18 (417 pass, 36 rush)
	441, Ryan Fitzpatrick, vs. Washington, 11/11/18 (406 pass, 35 rush)
	438, Ryan Fitzpatrick, vs. Pittsburgh, 9/24/18 (411 pass, 27 rush)
	429, Josh Freeman, vs. New Orleans, 10/21/12 (420 pass, 9 rush)
	424, Jameis Winston at Atlanta, 10/14/18 (395 pass, 29 rush)
	420, Jameis Winston vs. Cleveland, 10/21/18 (405 pass, 13 rush)
	418, Jameis Winston vs. Los Angeles, 9/25/16 (405 pass, 13 rush)
	407, Brian Griese, at Chicago, 9/21/08 (407 pass)
	404, Brad Johnson vs. Chicago, 11/18/01 (399 pass, 5 rush)
	401, Jameis Winston, vs. Carolina, 10/13/19 (400 pass, 1 rush)
	401, Ryan Fitzpatrick, vs. Philadelphia, 9/16/18 (402 pass, -1 rush)

RUSHING**MOST YARDS RUSHING**

Season	1,544, James Wilder, 1984
	1,454, Doug Martin, 2012
	1,402, Doug Martin, 2015
	1,300, James Wilder, 1985
	1,263, Ricky Bell, 1979
	1,207, Errict Rhett, 1995
	1,178, Carnell Williams, 2005
	1,171, Reggie Cobb, 1992
	1,133, Warrick Dunn, 2000
	1,026, Warrick Dunn, 1998
	1,011, Errict Rhett, 1994
	1,007, LeGarrette Blount, 2010
Game	251, Doug Martin, at Oakland, 11/4/12
	235, Doug Martin, at Philadelphia, 11/22/15
	219, James Wilder, at Minnesota, 11/6/83
	210, Warrick Dunn, vs. Dallas, 12/3/00
	192, Errict Rhett, vs. Washington, 12/4/94
	172, James Wilder, vs. Green Bay, 9/30/84
	167, Ricky Bell, vs. Green Bay, 10/21/79
	166, James Wilder, at Chicago, 9/8/85
	164, LeGarrette Blount, vs. Seattle, 12/26/10
	163, Bobby Rainey, vs. Atlanta, 11/17/13

MOST RUSHING ATTEMPTS

Season	407, James Wilder, 1984
	365, James Wilder, 1985
	332, Errict Rhett, 1995
	319, Doug Martin, 2012
	310, Reggie Cobb, 1992
Game	43, James Wilder, vs. Green Bay, 9/30/84 (OT, 39 in reg)
	42, James Wilder, at Pittsburgh, 10/30/83
	40, Errict Rhett, vs. Washington, 12/4/94

BEST AVERAGE PER RUSH

Season	5.01, LeGarrette Blount, 2010 (201-1,007)
	4.94, Charles Sims, 2015 (107-529)
	4.87, Doug Martin, 2015 (288-1,402)
	4.60, James Wilder, 1987 (106-488)
	4.58, Thomas Jones, 2003 (137-627)
Game	10.1, Ricky Bell, vs. New Orleans, 10/14/79 (10-101)
	10.0, Doug Martin, at Oakland, 11/4/12 (25-251)
	9.6, Ronald Jones II, vs. Atlanta, 12/29/19 (11-106)
	9.6, Warrick Dunn, vs. Dallas, 12/3/00 (22-210)

MOST TOUCHDOWNS RUSHING

Season	13, James Wilder, 1984
	11, Doug Martin, 2012
	11, Errict Rhett, 1995
	10, Earnest Graham, 2007
	10, Mike Alstott, 2001
	10, James Wilder, 1985
Game	4, Doug Martin, at Oakland, 11/4/12
	3, Michael Pittman, vs. Kansas City, 11/7/04
	3, Mike Alstott, vs. Minnesota, 10/23/01
	3, Warrick Dunn, vs. St. Louis, 12/18/00
	3, Mike Alstott, at Cincinnati, 12/27/98
	3, Reggie Cobb, vs. Detroit, 11/20/91

MOST YARDS RUSHING - QUARTERBACK

Season	425, Steve Young, 1986
	370, Doug Williams, 1980
	364, Josh Freeman, 2010
Game	105, Vinny Testaverde, vs. Minnesota, 12/16/90

MOST 100-YARD RUSHING GAMES

Season	6, Carnell Williams, 2005
	5, Doug Martin, 2012
	5, Warrick Dunn, 1997
	5, James Wilder, 1985
	5, James Wilder, 1984
	5, Ricky Bell, 1979 (plus 1 in playoffs)

PASSING**MOST YARDS PASSING**

Season	5,109, Jameis Winston, 2019
	4,090, Jameis Winston, 2016
	4,065, Josh Freeman, 2012
	4,042, Jameis Winston, 2015
	3,811, Brad Johnson, 2003
	3,592, Josh Freeman, 2011
Game	486, Doug Williams, at Minnesota, 11/16/80
	469, Vinny Testaverde, at Indianapolis, 10/16/88
	458, Jameis Winston, at Detroit, 12/15/19
	456, Jameis Winston, vs. Indianapolis, 12/8/19
	420, Josh Freeman, vs. New Orleans, 10/21/12
	417, Ryan Fitzpatrick, at New Orleans, 9/9/18
	411, Ryan Fitzpatrick, vs. Pittsburgh, 9/24/18
	407, Brian Griese, at Chicago, 9/21/08
	406, Ryan Fitzpatrick, vs. Washington, 11/11/18
	405, Jameis Winston, vs. Los Angeles, 9/25/16
	402, Ryan Fitzpatrick, vs. Philadelphia, 9/16/18
	400, Jameis Winston, vs. Carolina, 10/13/19

MOST PASSES ATTEMPTED

Season	626, Jameis Winston, 2019
	570, Brad Johnson, 2003
	567, Jameis Winston, 2016
	559, Brad Johnson, 2001
	558, Josh Freeman, 2012
	551, Josh Freeman, 2011
Game	67, Brian Griese, at Chicago, 9/21/08
	61, Brad Johnson, vs. Carolina, 9/14/03
	58, Jameis Winston, vs. Los Angeles, 9/25/16
	56, Brad Johnson, vs. Chicago, 11/18/01
	56, Doug Williams, vs. Cleveland, 9/28/80

MOST PASSES COMPLETED

Season	380, Jameis Winston, 2019
	354, Brad Johnson, 2003
	346, Josh Freeman, 2011
	345, Jameis Winston, 2016
	340, Brad Johnson, 2001
	312, Jameis Winston, 2015
Game	40, Brad Johnson, vs. Chicago, 11/18/01
	38, Brian Griese, at Chicago, 9/21/08
	37, Jeff Garcia, at Detroit, 10/21/07
	36, Jameis Winston, vs. Los Angeles, 9/25/16
	36, Brian Griese, at San Diego, 12/12/04

HIGHEST COMPLETION PERCENTAGE

Season	69.3%, Brian Griese, 2004 (233-336)
	66.7%, Ryan Fitzpatrick, 2018 (164-246)
	64.9%, Jeff Garcia, 2008 (227-343)
	64.6%, Jameis Winston, 2018 (222-343)
	63.9%, Jeff Garcia, 2007 (209-327)
	63.8%, Jameis Winston, 2017 (282-442)
	62.8%, Josh Freeman, 2011 (346-551)
Game	88.0%, Vinny Testaverde, vs. Green Bay, 9/13/92 (22-25)
	87.0%, Mike Glennon, vs. Atlanta, 11/17/13 (20-23)
	86.2%, Steve DeBerg, at Detroit, 10/14/84 (25-29)
	82.2%, Jeff Garcia, at Detroit, 10/21/07 (37-45)
	81.8%, Ryan Fitzpatrick, vs. Philadelphia, 9/16/18 (27-33)

MOST YARDS PER ATTEMPT

Season	9.62, Ryan Fitzpatrick, 2018
	8.16, Jameis Winston, 2019
(min. 150 att)	7.93, Jameis Winston, 2017
	7.92, Jameis Winston, 2018
	7.83, Brian Griese, 2004
	7.72, Vinny Testaverde, 1990
Game	14.89, Ryan Fitzpatrick, at New Orleans, 9/9/18
(min. 20 att)	14.52, Vinny Testaverde, vs. Green Bay, 9/13/92
	13.59, Jameis Winston, at Carolina, 12/24/17
	13.04, Craig Erickson, vs. Indianapolis, 9/11/94
	12.62, Josh Freeman, vs. Kansas City, 10/14/12

MOST TOUCHDOWN PASSES

Season	33, Jameis Winston, 2019
	28, Jameis Winston, 2016
	27, Josh Freeman, 2012
	26, Brad Johnson, 2003
	25, Josh Freeman, 2010
Game	5, Jameis Winston, at Philadelphia, 11/22/15
	5, Josh Freeman, vs. Seattle, 12/26/10
	5, Brad Johnson, vs. Minnesota, 11/3/02
	5, Steve DeBerg, vs. Atlanta, 9/13/87

MOST INTERCEPTIONS THROWN

Season	35, Vinny Testaverde, 1988
Game	7, Steve DeBerg, vs. San Francisco, 9/7/86

LOWEST INTERCEPTION PERCENTAGE

Season	1.22%, Jeff Garcia, 2007 (4-327)
	1.27%, Josh Freeman, 2010 (6-474)
	1.33%, Brad Johnson, 2002 (6-451)
	1.60%, Jeff Garcia, 2008 (6-376)
	1.97%, Brad Johnson, 2001 (11-559)

MOST CONSECUTIVE PASSES WITHOUT AN INTERCEPTION

197, Jeff Garcia, 9/9/07 - 10/28/07
187, Brad Johnson, 12/23/01 - 9/29/02

HIGHEST NFL PASSER RATING

Season	100.4, Ryan Fitzpatrick, 2018
(min. 150 att)	97.5, Brian Griese, 2004
	95.9, Josh Freeman, 2010
	94.6, Jeff Garcia, 2007
	92.9, Brad Johnson, 2002
Game	158.3, Craig Erickson, vs. Indianapolis, 9/11/94
(min. 20 att)	156.2, Ryan Fitzpatrick, at New Orleans, 9/9/18
	151.5, Trent Dilfer, at New Orleans, 11/7/99
	148.3, Brad Johnson, vs. Minnesota, 11/3/02
	148.0, Shaun King, vs. Minnesota, 10/29/00

MOST 300-YARD PASSING GAMES

Season	11, Jameis Winston, 2019
	6, Jameis Winston, 2017
	5, Jameis Winston, 2018
	4, Ryan Fitzpatrick, 2018
	4, Brad Johnson, 2003
	4, Vinny Testaverde, 1989 and 1988
	4, Doug Williams, 1981 and 1980

MOST CONSECUTIVE COMPLETIONS

18, Jeff Garcia, at Detroit, 10/21/07
18, Brad Johnson, over two games, at Philadelphia, 9/8/03
(13) and vs. Carolina, 9/14/03 (5)
15, Mike Glennon, vs. Atlanta, 11/17/13
15, Luke McCown, vs. New Orleans, 12/2/07
15, Brian Griese, over two games, at New Orleans, 10/10/04 (8) and at St. Louis, 10/18/04 (9)
15, Brad Johnson, over two games, at St. Louis, 11/26/01 (1) and at Cincinnati, 12/2/01 (14)
15, Steve DeBerg, vs. Minnesota, 9/14/86

MOST CONSECUTIVE PASSES WITHOUT BEING SACKED

160, Brad Johnson, 9/14/03-10/19/03
111, Doug Williams, 11/4/79-12/2/79
97, Brian Griese, 9/21/08-9/28/08

MOST CONSECUTIVE GAMES THROWING A TD PASS

15, Josh Freeman, 10/10/09-9/18/11
13, Jameis Winston, 12/23/18-11/24/19
13, Josh Freeman, 12/17/11-11/18/12
12, Brian Griese, 10/10/04-9/11/05
11, Brad Johnson, 9/8/03-11/24/03

RECEIVING

MOST PASS RECEPTIONS

Season	106, Keyshawn Johnson, 2001
	96, Mike Evans, 2016
	86, Chris Godwin, 2019
	86, Mark Carrier, 1989
	86, Mike Evans, 2018
Game	13, Earnest Graham, at Detroit, 10/21/07
	13, James Wilder, vs. Minnesota, 9/15/85
	12, Mike Evans, at Seattle, 11/3/19
	12, Chris Godwin, at Los Angeles Rams, 9/29/19
	12, Warrick Dunn, vs. Chicago, 11/18/01
	12, Keyshawn Johnson, vs. Chicago, 11/18/01
	11, seven times, most recently by Mike Evans, at Tennessee, 10/27/19
	10, 23 times, most recently by Cameron Brate, vs. New Orleans, 11/17/19

MOST YARDS RECEIVING

Season	1,524, Mike Evans, 2018
	1,422, Mark Carrier, 1989
	1,384, Vincent Jackson, 2012
	1,333, Chris Godwin, 2019
	1,321, Mike Evans, 2016
	1,287, Joey Galloway, 2005
	1,266, Keyshawn Johnson, 2001
	1,248, Antonio Bryant, 2008
	1,224, Vincent Jackson, 2013
	1,206, Mike Evans, 2015
	1,193, Michael Clayton, 2004
	1,176, Kevin House, 1981
	1,174, Keenan McCardell, 2003
	1,157, Mike Evans, 2019
	1,088, Keyshawn Johnson, 2010
	1,057, Joey Galloway, 2006
	1,051, Mike Evans, 2014
	1,040, Bruce Hill, 1988
	1,014, Joey Galloway, 2007
	1,005, Kevin House, 1984
	1,002, Vincent Jackson, 2014
	1,001, Mike Evans, 2017

MOST YARDS RECEIVING

Game	216, Vincent Jackson, vs. New Orleans, 10/21/12
	212, Mark Carrier, at New Orleans, 12/6/87
	209, Mike Evans, at Washington, 11/16/14
	200, Antonio Bryant, at Carolina, 12/8/08
	198, Mike Evans, at Tennessee, 10/27/19
	190, Mike Evans, vs. New York Giants, 9/22/19
	184, Chris Godwin, at Atlanta, 11/24/19
	180, Mike Evans, at Seattle, 11/3/19
	179, Mike Evans, at Cincinnati, 10/28/18
	178, Kevin House, at Oakland, 10/18/81

MOST TOUCHDOWNS RECEIVING

Season	12, Mike Evans, 2016
	12, Mike Evans, 2014
	11, Mike Williams, 2010
	10, Joey Galloway, 2005
	9, Chris Godwin, 2019
	9, Mike Williams, 2012
	9, Mark Carrier, 1989
	9, Bruce Hill, 1988
	9, Kevin House, 1981
Game	4, Jimmie Giles, at Miami, 10/20/85

MOST RECEPTIONS, RUNNING BACK

Season	85, James Wilder, 1984
Game	13, Earnest Graham, at Detroit, 10/21/07
	13, James Wilder, vs. Minnesota, 9/15/85

MOST YARDS RECEIVING, RUNNING BACK

Season	685, James Wilder, 1984
Game	138, Warrick Dunn, vs. Chicago, 11/18/01

MOST RECEPTIONS, TIGHT END

Season	77, Kellen Winslow, 2009
Game	10, Cameron Brate, vs. New Orleans, 11/17/19
	10, Jackie Harris, at Green Bay, 11/26/95

MOST YARDS RECEIVING, TIGHT END

Season	884, Kellen Winslow, 2009
Game	143, Calvin Magee, at Chicago, 12/7/86

BEST AVERAGE PER RECEPTION

Season	22.1, Kevin House, 1980 (24-531)
	21.1, Horace Copeland, 1993 (30-633)
Game	46.0, Kevin House, vs. Chicago, 12/20/80 (3-138)
(min. 3 rec.)	44.5, Kevin House, at Oakland, 10/18/81 (4-178)

LONGEST RECEPTION, RUNNING BACK

74. Gary Anderson, vs. Green Bay, 10/14/90
68. Michael Pittman, at Carolina, 11/28/04
68. (TD), Michael Pittman, at Atlanta, 9/21/03
68. Warrick Dunn, vs. Detroit, 12/12/99

LONGEST RECEPTION, TIGHT END

81 (TD), Tjii Armstrong, vs. L.A. Rams, 12/6/92
81 (TD), Jimmie Giles, vs. Chicago, 11/1/81

MOST 100-YARD RECEIVING GAMES

Season 9, Mark Carrier, 1989

INDIVIDUAL RECORDS/DEFENSE

MOST TACKLES

Season 214, Hardy Nickerson, 1993
205, Barrett Ruud, 2009
196, Shelton Quarles, 2005
194, Hardy Nickerson, 1997
189, Derrick Brooks, 1998
Game 23, Derrick Brooks, at Minnesota, 9/30/01
22, Derrick Brooks, vs. Buffalo, 11/26/00
22, Hardy Nickerson, at Chicago, 11/23/97
21, Kwon Alexander, at Dallas, 12/18/16
21, Shelton Quarles, vs. New Orleans, 1/1/06
21, Broderick Thomas, vs. Philadelphia, 10/6/91

MOST QUARTERBACK SACKS

Season 19.5, Shaquill Barrett, 2019
16.5, Warren Sapp, 2000
15.5, Simeon Rice, 2002
15.0, Simeon Rice, 2003
14.0, Simeon Rice, 2005
13.0, Marcus Jones, 2000
13.0, Lee Roy Selmon, 1977
12.5, Jason Pierre-Paul, 2018
12.5, Warren Sapp, 1999
12.0, Simeon Rice, 2004
Game 4.0, Shaquill Barrett, vs. New York Giants, 9/22/19
4.0, Simeon Rice, at Washington, 10/12/03
4.0, Marcus Jones, vs. Detroit, 10/19/00

MOST DEFENSIVE TOUCHDOWNS

Season 4, Derrick Brooks, 2002
3, Wayne Haddix, 1990
2, Ndamukong Suh, 2019
2, Devin White, 2019
2, Danny Lansanah, 2014
2, Mason Foster, 2013
2, Aqib Talib, 2011
2, Tanard Jackson, 2009
2, Ronde Barber, 2007
2, Ronde Barber, 2006
2, Ronde Barber, 2004
2, Ronde Barber, 2000
2, Donnie Abraham, 1999
2, Hugh Green, 1983
2, Cedric Brown, 1981
2, Richard Wood, 1977
Game 2, Ronde Barber, vs. Philadelphia, 10/22/06

MOST PASS INTERCEPTIONS

Season 10, Ronde Barber, 2001
9, Cedric Brown, 1981
8, Brian Kelly, 2002
7, Donnie Abraham, 1999, 2000
7, Wayne Haddix, 1990
7, Jeremiah Castille, 1985
Game 3, Andrew Adams, vs. Carolina, 12/2/18
Aqib Talib at Washington, 10/4/09
Ronde Barber, twice, at New Orleans, 12/4/05 and at New Orleans, 12/23/01

MOST YARDS, INTERCEPTIONS RETURNED

Season 231, Wayne Haddix, 1990
218, Derrick Brooks, 2002
215, Cedric Brown, 1981
Game 131, Cedric Brown, vs. Green Bay, 11/22/81

MOST INTERCEPTIONS FOR TOUCHDOWNS

Season 3, Derrick Brooks, 2002
3, Wayne Haddix, 1990
Game 2, Ronde Barber, vs. Philadelphia, 10/22/06

LONGEST FUMBLE RETURN

91 (TD), Devin White, vs. Atlanta, 12/29/19

LONGEST NON-SCORING FUMBLE RETURN

72, Sabby Piscitelli, at Buffalo, 9/20/09

MOST FUMBLES CAUSED

Season 7, Stylez G. White, 2007
7, Broderick Thomas, 1991
7, Wally Chambers, 1979

MOST FUMBLES RECOVERED

Season 5, Lavonte David, 2017
4, seven times, most recently by Ndamukong Suh and Devin White, 2019

INDIVIDUAL RECORDS/ SPECIAL TEAMS

MOST PUNTS

Season 100, Dave Green, 1998
98, Dave Green, 1977
Game 11, six times, most recently by Josh Bidwell, at Chicago, 12/17/06

BEST GROSS PUNTING AVERAGE

Season 45.93, Bryan Anger, 2016
45.57, Josh Bidwell, 2005
45.26, Michael Koenen, 2012
45.12, Michael Koenen, 2011
45.04, Bryan Anger, 2018
Game 52.2, Michael Koenen, vs. Detroit, 9/11/11
(min. 4) 52.0, Tom Tupa, at New Orleans, 12/7/03
52.0, Tom Tupa, at New Orleans, 12/1/02
51.8, Josh Bidwell, at N.Y. Jets, 10/9/05
51.4, Michael Koenen, at Denver, 12/2/12

BEST NET PUNTING AVERAGE

Season 42.7, Bryan Anger, 2016
40.3, Michael Koenen, 2011
39.5, Bryan Anger, 2017
38.9, Bryan Anger, 2018
38.3, Michael Koenen, 2013
Game 48.8, Bryan Anger, vs. N.Y. Giants, 10/1/17
(min. 4) 48.8, Michael Koenen, vs. New Orleans, 10/16/11

MOST PUNTS INSIDE THE 20

Season 37, Bryan Anger, 2016
30, Josh Bidwell, 2007
30, Tom Tupa, 2002
27, Josh Bidwell, 2008
26, Tom Tupa, 2003
26, Mark Royals, 2001
Game 5, Bryan Anger, vs. Carolina, 1/1/17
5, Josh Bidwell, vs. Miami, 10/16/05

MOST FAIR CATCHES FORCED

Season 42, Dan Strzyzinski, 1994

MOST PUNT RETURNS

Season 70, Danny Reece, 1979 (NFL Record)
57, Danny Reece, 1980
Game 8, Danny Reece, vs. Detroit, 9/1/79

MOST YARDS PUNTS RETURNED

Season 597, Karl Williams, 1997
492, Mark Jones, 2005
453, Jacques Green, 1998
Game 120, Karl Williams, vs. Cleveland, 10/13/02
116, Karl Williams, at Detroit, 11/11/01
116, Karl Williams, vs. Chicago, 12/21/97

BEST AVERAGE, PUNT RETURNS

Season 21.1, Karl Williams, 1996 (min. 10)
Game 33.0, Karl Williams, at Indianapolis, 11/2/97 (min. 3)

MOST KICKOFF RETURNS

Season 58, Bobby Joe Edmonds, 1995
48, Phil Freeman, 1985
Game 8, Vernon Turner, vs. Minnesota, 10/30/94

MOST YARDS KICKOFFS RETURNED

Season 1,147, Bobby Joe Edmonds, 1995
1,129, Michael Spurlock, 2010
1,118, Reidel Anthony, 1998
1,085, Phil Freeman, 1985
Game 242, Vernon Turner, vs. Minnesota, 10/30/94

BEST AVERAGE, KICKOFF RETURNS

Season 29.1, Clifton Smith, 2009 (min. 20)
Game 52.3, Michael Spurlock, at Atlanta, 11/7/10 (min. 3)

MOST SPECIAL TEAMS TACKLES

Season	31, Shelton Quarles, 1999
Game	6, Dana Natziger, vs. Minnesota, 9/5/81
	5, Brian Clark, vs. N.Y. Giants, 9/27/09
	5, Torrie Cox, vs. New Orleans, 11/5/06
	5, Jameel Cook, vs. Detroit, 10/2/05
	5, Shelton Quarles, vs. Minnesota, 12/6/99
	5, Sam Anno, vs. Minnesota, 12/16/90

LONGEST BLOCKED RETURNS

Field Goal	79 (TD), Mike Washington, vs. Atlanta, 9/24/78
Punt	33 (TD), Ricky Reynolds, at Washington, 10/22/89

TEAM RECORDS/OFFENSE

SCORING

MOST POINTS SCORED

Season	458, 2019
	396, 2018
	389, 2012
	388, 2000
	361, 2008
Game	55, at Los Angeles Rams, 9/29/19
	48, at New Orleans, 9/9/18
	48, vs. New Orleans, 12/23/01
	48, vs. Atlanta, 9/13/87
	45, at Philadelphia, 11/22/15
	42, at Oakland, 11/4/12
	42, vs. Chicago, 10/8/89
	41, vs. Atlanta, 11/17/13
	41, vs. Minnesota, 10/28/01
	41, vs. Minnesota, 10/29/00
	41, vs. Chicago, 9/10/00
	41, vs. N.Y. Jets, 12/16/84

MOST TOUCHDOWNS (OFF. VS. TOTAL)

Season	54, 2019
	49, 2018
	44, 2012
	43, 2000
	40, 1984
	41, 2016
Game	7, vs. Atlanta, 9/13/87
	6, at Los Angeles Rams, 9/29/19
	6, at New Orleans, 9/9/18
	6, at Philadelphia, 11/22/15
	6, at Oakland, 11/4/12
	6, vs. Chicago, 10/8/89

MOST RUSHING TOUCHDOWNS

Season	19, 1995
	18, 2000
	17, 2001
	17, 1984
	16, 1978
Game	4, at Oakland, 11/4/12

MOST PASSING TOUCHDOWNS

Season	36, 2018
	33, 2019
	29, 2016
	27, 2012
	27, 2003
	26, 2010
	26, 2017
Game	5, at Philadelphia, 11/22/15
	5, vs. Seattle, 12/26/10
	5, vs. Minnesota, 11/3/02
	5, vs. Atlanta, 9/13/87

MOST RETURN TOUCHDOWNS

Season	7, 2008
	7, 2000
	6, 2019
	6, 2002
	5, 2009
	5, 1981
Game	3, at New Orleans, 12/11/77

MOST FIELD GOALS

Season	32, 2008
	32, 2002
	29, 2015
	28, 2012
	28, 2007
	28, 2001
	28, 2000
Game	5, at Chicago, 12/29/02

MOST FIELD GOALS ATTEMPTED

Season	40, 2015
	39, 2002
	38, 2008
	35, 2019
	35, 2001
	35, 1994
Game	6, vs. Cincinnati, 10/8/95

LARGEST MARGIN OF VICTORY

Season	+150, 2002 (346-196)
Game	+41, vs. Chicago, 9/10/00 (41-0)
	+38, vs. Atlanta, 9/13/87 (48-10)
	+35, at Cincinnati, 12/27/98 (35-0)
	+34, vs. Atlanta, 12/16/07 (37-3)
	+34, vs. Green Bay, 11/22/81 (37-3)

LARGEST MARGIN OF VICTORY, HOME

Game	+41, vs. Chicago, 9/10/00 (41-0)
	+38, vs. Atlanta, 9/13/87 (48-10)
	+34, vs. Atlanta, 12/16/07 (37-3)
	+34, vs. Green Bay, 11/22/81 (37-3)
	+32, vs. San Francisco, 11/21/04 (35-3)

LARGEST MARGIN OF VICTORY, ROAD

Game	+35, at Cincinnati, 12/27/98 (35-0)
	+28, at Philadelphia, 11/22/15 (45-17)
	+28, at Cincinnati, 9/29/02 (35-7)
	+25, at Baltimore, 9/15/02 (25-0)
	+24, at Atlanta, 11/18/07 (31-7)

TOTAL YARDS

MOST YARDS, TOTAL OFFENSE

Season	6,648, 2018
	6,366, 2019
	6,014, 2015
	5,820, 2012
	5,816, 2017
Game	576, at Cincinnati, 10/28/18
	573, at Minnesota, 11/16/80
	542, vs. Indianapolis, 12/8/19
	529, at New Orleans, 9/9/18
	521, at Philadelphia, 11/22/15
	515, at Oakland, 11/4/12
	513, at San Francisco, 10/23/16
	513, vs. New Orleans, 10/21/12
	510, at N.Y. Giants, 11/18/18
	510, at Atlanta, 10/14/18
	509, at St. Louis, 12/17/15
	501, vs. Washington, 11/11/18

MOST PLAYS

Season	1,091, 1984
	1,086, 2019
	1,066, 2016
	1,055, 2018
	1,055, 1979
Game	91, vs. Green Bay, 9/30/84 (OT, 79 in regulation)
	88, vs. Cleveland, 10/21/18 (OT, 75 in regulation)
	87, at Kansas City, 10/28/84
	86, vs. Indianapolis, 10/4/92
	84, at Chicago, 9/21/08

BEST AVERAGE GAIN PER PLAY

Season	6.30, 2018
	5.91, 2015
	5.86, 2019
	5.77, 2012
	5.62, 2017

BEST AVERAGE GAIN PER PLAY

Game	9.08, vs. Kansas City, 10/14/12
	8.53, at New Orleans, 9/9/18
	8.43, vs. Minnesota, 10/29/00
	8.35, at Miami, 10/20/85
	8.2, at Oakland, 11/4/12
	8.2, at Indianapolis, 10/16/88

BEST TIME OF POSSESSION

Game	48:09, vs. Oakland, 11/10/96 (OT, 37:09 in regulation)
	43:07, vs. Arizona, 11/14/07
	42:59, vs. Atlanta, 12/16/07
	42:14, vs. Washington, 12/4/94
	41:41, vs. Seattle, 10/19/08

FIRST DOWNS

MOST FIRST DOWNS

Season	388, 2018
	353, 2019
	352, 2017
	344, 1984
	340, 2016
Game	34, vs. Cleveland, 10/21/18 (OT, 31 in regulation)
	31, at N.Y. Giants, 11/18/18
	30, at Atlanta, 10/14/18
	30, vs. Los Angeles, 9/25/16
	30, at St. Louis, 12/17/15
	30, vs. Atlanta, 12/24/05
	30, vs. Atlanta, 9/13/87

MOST RUSHING FIRST DOWNS

Season	114, 1984
	111, 1978, 1998 and 2000
	107, 1979
Game	16, at Cincinnati, 12/27/98
	16, vs. Washington, 12/4/94
	16, vs. Detroit, 9/16/84

MOST PASSING FIRST DOWNS

Season	265, 2018
	244, 2019
	243, 2017
	220, 2016
	209, 1984
Game	24, vs. Indianapolis, 12/8/19
	23, at Atlanta, 10/14/18
	22, at Los Angeles Rams, 9/29/19
	22, vs. Washington, 11/11/18
	22, vs. Pittsburgh, 9/24/18
	22, at Buffalo, 10/22/17
	22, at Chicago, 9/21/08

MOST PENALTY FIRST DOWNS

Season	43, 2018
Game	7, at Dallas, 12/23/18
	6, vs. Cleveland, 10/21/18 (OT, 5 in regulation)
	6, vs. Oakland, 10/30/16 (OT, 6 in regulation)
	6, vs. Kansas City, 9/5/93
	5, 17 times, most recently vs. New Orleans,

11/17/19

BEST THIRD DOWN EFFICIENCY

Season	46.0%, 2018
	43.9%, 2016
	43.4%, 2017
	42.9%, 1984
	42.2%, 2010
Game	87.5%, vs. Atlanta, 9/13/87 (14-16)

RUSHING

MOST RUSHING ATTEMPTS

Season	609, 1979
	549, 1978
	523, 1998
	502, 1997
	490, 2000
Game	62, vs. Kansas City, 12/16/79
	55, vs. Philadelphia, 12/29/79 (Playoff Game)
	51, at Cincinnati, 12/27/98
	49, vs. Oakland, 11/10/96
	49, vs. New York Giants, 11/2/80

MOST YARDS RUSHING

Season	2,437, 1979
	2,162, 2015
	2,148, 1998
	2,098, 1978
	2,066, 2000
	2,001, 2010
Game	283, at Philadelphia, 11/22/15
	278, at Oakland, 11/4/12
	250, vs. Dallas, 12/3/00
	249, at San Francisco, 10/23/16
	246, vs. Minnesota, 11/1/98

BEST AVERAGE PER RUSH

Season	4.75, 2015
	4.64, 2010
	4.42, 2012
	4.22, 2000
	4.21, 2011
Game	9.00, vs. Detroit, 12/23/95 (16-144)
	8.69, at Oakland, 11/4/12 (32-278)
	8.56, vs. Green Bay, 11/16/03 (18-154)
	8.00, vs. Seattle, 12/26/10 (26-208)
	7.30, at New Orleans, 9/7/08 (20-146)

PASSING

MOST PASSES ATTEMPTED

Season	630, 2019
	625, 2018
	605, 2017
	592, 2003
	592, 2001
Game	67, at Chicago, 9/21/08
	61, vs. Carolina, 9/14/03
	58, vs. Los Angeles, 9/25/16
	57, vs. Chicago, 11/18/01
	56, at Minnesota, 11/16/80
	56, vs. Cleveland, 9/28/80

MOST PASSES COMPLETED

Season	408, 2018
	382, 2019
	378, 2017
	369, 2003
	365, 2011
Game	41, vs. Chicago, 11/18/01
	38, at Chicago, 9/21/08
	37, at Detroit, 10/21/07
	36, vs. Los Angeles, 9/25/16
	36, at San Diego, 12/12/04

BEST COMPLETION PERCENTAGE

Season	66.4%, 2004
	65.3%, 2018
	64.5%, 2007
	63.2%, 2008
	62.5%, 2017
	62.3%, 2003
Game	86.2%, at Detroit, 10/14/84 (25-29)
	84.6%, vs. Green Bay, 9/13/92 (22-26)
	82.2%, at Detroit, 10/21/07 (37-45)
	82.1%, vs. Seattle, 12/26/10 (23-28)
	81.8%, vs. Philadelphia, 9/16/18 (27-33)
	81.5%, at Green Bay, 9/10/89 (22-27)
	80.0%, vs. Atlanta, 11/17/13 (20-25)
	80.0%, at New Orleans, 12/11/77 (8-10)

MOST NET YARDS PASSING

Season	5,125, 2018
	4,845, 2019
	4,366, 2017
	3,983, 2012
	3,926, 2016
Game	486, at Minnesota, 11/16/80
	467, vs. Indianapolis, 12/8/19
	450, at Cincinnati, 10/28/18
	446, at Detroit, 12/15/19
	444, at Indianapolis, 10/16/88

BEST AVERAGE PER PASS PLAY

Season	7.70, 2018
	7.15, 2019
	7.00, 1994
Game	15.2, vs. New Orleans, 9/16/07
	14.9, at New Orleans, 9/9/18
	14.3, vs. St. Louis, 12/18/77

HIGHEST PASSER RATING

Season	96.2, 2010
	94.1, 2018
	91.7, 2007
	90.6, 2017
	89.1, 2004
	87.0, 2016
Game	158.3, vs. Indianapolis, 9/11/94
	156.2, at New Orleans, 9/9/18
	151.5, New Orleans, 11/7/99
	148.3, Minnesota, 11/3/02
	148.0, Minnesota 10/29/00
	145.8, New Orleans, 9/16/07
	145.8, New Orleans, 12/11/77

MOST PASSES INTERCEPTED

Season	36, 1988
	30, 2019
	30, 1977
	29, 2009
	29, 1991
Game	7, vs. San Francisco, 9/7/86

FEWEST PASSES INTERCEPTED

Season	6, 2010
	8, 2007
	10, 2002

FEWEST TIMES BUCS PASSER SACKED

Season 11, 1982 (9 games)
12, 1979

MOST TIMES BUCS PASSER SACKED

Season 56, 1985, 1991 and 1995
Game 10, vs. Pittsburgh, 10/21/01
10, vs. Washington, 10/9/77
9, at L.A. Rams, 11/5/78

FUMBLES

MOST FUMBLES

Season 39, 1983
Game 8, at N.Y. Jets, 12/12/82

FEWEST FUMBLES

Season 16, 2012
16, 2005
16, 2000

FEWEST FUMBLES LOST

Season 5, 2009

PENALTIES

MOST PENALTIES

Season 143, 2015
Game 20, vs. Seattle, 10/17/76

FEWEST PENALTIES

Season 38, 1982 (9 games)
75, 1999
Game 0, at Detroit, 12/18/83

MOST YARDS PENALIZED

Season 1,195, 2015
Game 190, vs. Seattle, 10/17/76

FEWEST YARDS PENALIZED

Season 297, 1982 (9 games)
583, 1999
Game 0, at Detroit, 12/18/83

TEAM RECORDS/DEFENSE

TOTAL DEFENSE

FEWEST TOTAL YARDS ALLOWED

Season 3,934, 1977 (14 games)
3,949, 1979
Game 80, vs. Kansas City, 12/16/79
107, vs. Houston, 12/14/03
107, vs. N.Y. Giants, 9/12/99
120, vs. Washington, 1/7/06 (Playoff game)
127, at Dallas, 9/9/01
128, at Cincinnati, 9/7/80
130, at Carolina, 10/27/02
133, vs. Atlanta, 12/16/07
135, vs. N.Y. Giants, 10/4/98
136, at Atlanta, 9/21/03

FEWEST TOTAL POINTS ALLOWED

Season 196, 2002 (16 games, 12.3 per game)
223, 1977 (14 games, 15.9 per game)
235, 1999 (16 games, 14.7 per game)
Game 0, at San Francisco, 11/21/10 (21-0)
0, vs. Atlanta, 12/5/04 (27-0)
0, at Philadelphia, 9/8/03 (17-0)
0, vs. Dallas, 10/26/03 (16-0)
0, at Baltimore, 9/15/02 (25-0)
0, at Chicago, 12/29/02 (15-0)
0, vs. Chicago, 9/10/00 (41-0)
0, at Cincinnati, 12/27/98 (35-0)
0, vs. St. Louis, 11/10/85 (16-0)
0, vs. Kansas City, 12/16/79 (3-0)
3, 17 times, most recently vs. Carolina, 10/12/08

FEWEST FIRST DOWNS ALLOWED

Season 228, 1999
236, 2002
241, 1977 (14 games)
Game 4, vs. N.Y. Giants, 9/12/99
4, vs. Kansas City, 12/16/79
5, vs. Atlanta, 12/16/07
7, vs. Seattle, 10/19/08
7, vs. Houston, 12/14/03
7, vs. Washington, 12/4/94

FEWEST RUSHING FIRST DOWNS ALLOWED

Season 70, 2019
Game 0, at Detroit, 9/17/00
0, vs. Washington, 12/4/94

FEWEST PASSING FIRST DOWNS ALLOWED

Season 106, 1977 (14 games)
111, 1979
Game 0, vs. New England, 12/12/76

FEWEST PLAYS ALLOWED

Season 925, 1998
933, 1976 (14 games)
Game 36, vs. Atlanta, 12/16/07
38, vs. Kansas City, 12/16/79
39, vs. Seattle, 10/19/08
40, vs. Washington, 12/4/94

LOWEST OPPONENT THIRD DOWN PERCENTAGE

Season 31.7%, 1998
Game 0.0%, at Carolina, 12/24/11 (0-6)
0.0%, vs. Atlanta, 12/16/07 (0-9)
0.0%, at Chicago, 1/2/00 (0-12)

MOST TURNOVERS FORCED

Season 46, 1981 (32 int, 14 fum)
43, 1978 (29 int, 14 fum)
42, 1990 (25 int, 16 fum)
41, 2000 (25 int, 16 fum)
41, 1983 (23 int, 18 fum)
41, 1977 (23 int, 17 fum)
Game 8, vs. Minnesota, 12/16/90 (5 int, 3 fum)

RUSHING DEFENSE

FEWEST YARDS ALLOWED

Season 1,181, 2019
1,320, 2012
1,407, 1999
1,515, 2005
1,551, 1988
Game 2, vs. Miami, 11/11/13
10, vs. Carolina, 9/9/12
10, vs. Washington, 12/4/94
12, vs. Green Bay, 12/26/99
17, at Detroit, 9/17/00
17, at L.A. Raiders, 12/19/93
18, at Atlanta, 10/20/13
19, vs. Oakland, 1/26/03 (Super Bowl)
20, vs. Chicago, 9/17/17
22, at Oakland, 11/4/12

FEWEST RUSHES ALLOWED

Season 361, 1999
Game 10, at Detroit, 9/17/00
11, at Los Angeles Rams, 9/29/19
11, vs. Oakland, 1/26/03 (Super Bowl)
11, at Oakland, 11/4/12
11, vs. Arizona, 11/4/07
12, at Detroit, 9/7/97
12, vs. Green Bay, 12/26/99
12, vs. Washington, 12/4/94

LOWEST AVERAGE PER RUSH

Season 3.24, 1988
3.26, 2019
3.44, 1978
3.45, 2015
3.46, 2005
Game 0.14, vs. Miami, 11/11/13
0.74, at L.A. Raiders, 12/19/93
0.77, vs. Carolina, 9/9/12
0.83, vs. Washington, 12/4/94
1.00, vs. Atlanta, 10/20/13
1.00, vs. Green Bay, 12/26/99

PASSING DEFENSE

FEWEST NET YARDS ALLOWED

Season 1,903, 1977 (14 games)
2,076, 1979
Game 16, at Cincinnati, 9/7/80
17, vs. Chicago, 12/2/79
18, at Giants, 10/7/79
20, at Carolina, 10/27/02
22, vs. Kansas City, 12/16/79

FEWEST ATTEMPTS ALLOWED

Season 321, 1976 (14 games)
337, 1977 (14 games)
419, 1978
Game 7, at Chicago, 11/26/78

FEWEST COMPLETIONS ALLOWED

Season 178, 1976 (14 games)
190, 1977 (14 games)
241, 1978
Game 4, vs. Atlanta, 12/16/07
4, at Chicago, 11/26/78
4, vs. New England, 12/12/76

LOWEST PCT. OF COMPLETIONS ALLOWED

Season	50.8%, 2002
	52.7%, 1999
	55.4%, 2001
	55.5%, 1976
	55.8%, 1990
Game	26.7%, vs. Atlanta, 12/16/07 (4-15)
	27.8%, at Carolina, 10/27/02 (5-18)
	28.6%, at Cincinnati, 9/7/80 (6-21)
	28.6%, vs. New England, 12/12/76 (4-14)
	33.3%, vs. Arizona, 11/4/07 (10-30)

MOST PASSES INTERCEPTED

Season	32, 1981 (648 yards returned)
	31, 2002
	29, 1978
	28, 2001
	25, 2000
	25, 1990
Game	6, at New Orleans, 12/11/77
	5, five times, most recently at Seattle, 11/28/99

MOST TIMES PASSERS SACKED

Season	55, 2000
	47, 2019
	45, 2004
	44, 1997
	43, 2002
Game	10, at Baltimore, 9/9/79
	9, at Philadelphia, 9/19/99
	8, vs. Green Bay, 12/7/98

MOST YARDS PASSERS SACKED

Season	332, 2000
Game	75, vs. N.Y. Giants, 11/18/79 (5)

PENALTIES**MOST OPPONENT PENALTIES**

Season	136, 1984
Game	23, vs. Oakland, 10/30/16

MOST YARDS OPPONENT PENALIZED

Season	1,156, 2018
	1,078, 1984
Game	200, vs. Oakland, 10/30/16

FEWEST PENALTY FIRST DOWNS ALLOWED

Season	7, 2007
--------	---------

FUMBLES**MOST FUMBLES FORCED**

Season	45, 1979
Game	8, vs. Green Bay, 12/7/98

MOST FUMBLES RECOVERED

Season	24, 1979
Game	4, vs. Washington, 11/25/07
	4, at St. Louis, 11/26/01
	4, at Pittsburgh, 10/30/83

TEAM RECORDS/SPECIAL TEAMS**MOST PUNTS**

Season	102, 1978
Game	11, six times, most recently at Chicago, 12/17/06

FEWEST PUNTS

Season	56, 2015
Game	0, five times, last vs. Minnesota, 10/29/00

BEST GROSS PUNTING AVERAGE

Season	45.9, 2016
Game	52.2, vs. Detroit, 9/11/11
(min. 4)	52.0, at New Orleans, 12/7/03
	52.0, at New Orleans, 12/1/02
	51.8, at New York Jets, 10/9/05
	51.4, at Denver, 12/2/12

BEST NET PUNTING AVERAGE

Season	42.7, 2016
--------	------------

MOST PUNT RETURNS

Season	71, 1979
Game	8, vs. Detroit, 9/1/79

MOST PUNT RETURN YARDAGE

Season	645, 1997
Game	134, at Detroit, 11/1/01

BEST PUNT RETURN AVERAGE

Season	13.6, 1998
--------	------------

MOST KICKOFF RETURNS

Season	80, 1985
Game	9, vs. Minnesota, 10/30/94
	9, at Chicago, 9/26/93
	9, at N.Y. Jets, 11/17/85

MOST KICKOFF RETURN YARDAGE

Season	1,630, 2009
Game	268, vs. Minnesota, 10/30/94

BEST KICKOFF RETURN AVERAGE

Season	26.3, 2009
	24.8, 2008
	24.3, 2010
	24.2, 2004
	24.1, 2002

MOST PUNTS FORCED

Season	104, 1979
Game	12, vs. N.Y. Giants, 9/12/99
	10, five times, most recently at Chicago, 12/17/06

LOWEST GROSS OPPONENT PUNTING AVERAGE

Season	39.0, 1988
Game	12.0, vs. Atlanta, 11/17/13

LOWEST PUNT RETURN AVERAGE ALLOWED

Season	5.2, 2015
--------	-----------

LOWEST KICKOFF RETURN AVERAGE ALLOWED

Season	17.6, 1999
--------	------------

FEWEST TOTAL PUNT RETURN YARDS ALLOWED

Season	103, 1994
--------	-----------

OPPONENT RECORDS/INDIVIDUAL**SCORING****MOST TOUCHDOWNS (ALSO MOST POINTS, 24)**

- Maurice Jones-Drew, Jacksonville, 12/11/11
- Marshall Faulk, St. Louis, 12/18/00
- Jerry Rice, San Francisco, 11/14/93
- Sterling Sharpe, Green Bay, 10/24/93
- 20 times, most recently by Christian Kirk, Arizona, 11/10/19

MOST POINTS PLACEKICKING

- Fuad Reveziz, Minnesota, 10/30/94 (5 FGs, 3 PAT)

MOST FIELD GOALS

- Younghee Koo, Atlanta, 12/29/19
- Joe Nedney, San Francisco, 10/30/05
- Fuad Reveziz, Minnesota, 10/30/94
- Eric Schubert, N.Y. Giants, 11/3/85

LONGEST FIELD GOAL

- Brett Maher, Dallas, 12/23/18

LONGEST FIELD GOAL ATTEMPTED

- Justin Tucker, Baltimore, 10/12/14

RUSHING**MOST YARDS RUSHING**

- 237, Barry Sanders, Detroit, 11/13/94
- 215, Barry Sanders, Detroit, 10/12/97
- 207, Eric Dickerson, L.A. Rams, 10/5/86
- 203, Earl Campbell, Houston, 10/19/80
- 196, Eric Dickerson, Indianapolis, 12/27/87
- 191, Eric Dickerson, L.A. Rams, 11/25/84
- 190, Chris Johnson, Tennessee, 11/27/11
- 187, Barry Sanders, Detroit, 11/7/93
- 186, DeAngelo Williams, Carolina, 12/8/08
- 177, Michael Bush, Oakland, 12/28/08

MOST RUSHING ATTEMPTS

- 35, Heath Sherman, Philadelphia, 10/6/91
- 34, John Riggins, Washington, 9/19/82
- 33, eight times, most recently by Zac Stacy, St. Louis, 12/22/13

LONGEST RUN

85. (TD), Michael Bennett, Minnesota, 11/3/02
85. Barry Sanders, Detroit, 10/2/94
82. (TD), Barry Sanders, Detroit, 10/12/97
81. (TD), Michael Turner, Atlanta, 1/1/12
80. (TD), Barry Sanders, Detroit, 10/12/97
78. (TD), Reggie Brooks, Washington, 12/5/93
75. Napoleon Kaufman, Oakland, 12/19/99
75. (TD), Horace King, Detroit, 11/12/78
71. (TD), Steve McNair, Tennessee, 11/8/98
71. (TD), Herschel Walker, Minnesota, 12/8/91

PASSING

MOST YARDS PASSING

517. Jared Goff, Los Angeles Rams, 9/29/19
513. Derek Carr, Oakland, 10/30/16
(OT, 350 in reg.)
510. Eli Manning, N.Y. Giants, 9/16/12
439. Drew Brees, New Orleans, 9/9/18
418. Lynn Dickey, Green Bay, 10/12/80
(OT, 336 in reg.)
414. Carson Palmer, Oakland, 11/4/12
397. Matt Ryan, Atlanta, 11/1/15
390. Brett Favre, Green Bay, 10/10/99
386. Peyton Manning, Indianapolis, 10/6/03
(OT, 338 in reg.)
386. Tommy Kramer, Minnesota, 10/7/84

MOST PASSES ATTEMPTED

68. Jared Goff, Los Angeles Rams, 9/29/19
62. Steve Dils, Minnesota, 9/5/81
61. Carson Palmer, Oakland, 11/4/12
59. Derek Carr, Oakland, 10/30/16
(OT, 44 in reg.)
57. Drew Brees, New Orleans, 10/5/14
(OT, 51 in reg.)

MOST PASSES COMPLETED

45. Jared Goff, Los Angeles Rams, 9/29/19
40. Derek Carr, Oakland, 10/30/16
(OT, 29 in reg.)
39. Carson Palmer, Oakland, 11/4/12
37. Drew Brees, New Orleans, 9/9/18
37. Matt Ryan, Atlanta, 11/1/15
37. Steve Dils, Minnesota, 9/5/81

BEST COMPLETION PERCENTAGE

(MIN. 15 ATTEMPTS)

- 94.4%, Eli Manning, N.Y. Giants, 11/18/18 (17-18)
- 88.9%, Dak Prescott, Dallas, 12/18/16 (32-36)
- 87.5%, Matt Ryan, Atlanta, 9/18/14 (21-24)
- 86.7%, Marcus Mariota, Tennessee, 9/13/15 (13-15)
- 86.5%, Drew Brees, New Orleans, 12/27/09 (32-37)

MOST TOUCHDOWN PASSES

6. Mitchell Trubisky, Chicago, 9/30/18
5. Russell Wilson, Seattle, 11/3/19
5. Joe Flacco, Baltimore, 10/12/14
5. Tony Romo, Dallas, 11/23/06
5. Wade Wilson, Atlanta, 12/13/92
5. Boomer Esiason, Cincinnati, 10/29/89
5. Ken O'Brien, N.Y. Jets, 11/17/85

LONGEST PASS

91. (TD), Cam Newton-Brandon LaFell, Carolina, 12/24/11
91. (TD), Scott Mitchell-Brett Perriman, Detroit, 12/23/95
87. (TD), Curtis Painter-Pierre Garcon, Indianapolis, 10/3/11
84. (TD), Drew Brees-Devery Henderson, New Orleans, 9/7/08
83. (TD), Jim Harbaugh-Anthony Morgan, Chicago, 10/18/92

MOST PASSES INTERCEPTED

5. Don Majkowski, Green Bay, 10/14/90
5. John Kitna, Seattle, 11/28/99
4. 18 times, most recently by Cam Newton, Carolina, 12/2/18

RECEIVING

MOST PASS RECEPTIONS

16. Michael Thomas, New Orleans, 9/9/18
13. Tyler Lockett, Seattle, 11/3/19
13. Robert Woods, Los Angeles Rams, 9/29/19
13. William Andrews, Atlanta, 12/6/81
12. Julio Jones, Atlanta, 11/26/17
12. Amari Cooper, Oakland, 10/30/16
(OT, 10 in reg.)
12. Julio Jones, Atlanta, 11/1/15
12. Torrey Holt, St. Louis, 9/23/02
12. Ted Brown, Minnesota, 9/5/81

MOST PASS RECEPTIONS - WIDE RECEIVER

16. Michael Thomas, New Orleans, 9/9/18

MOST PASS RECEPTIONS - RUNNING BACK

13. William Andrews, Atlanta, 12/6/81

MOST PASS RECEPTIONS - TIGHT END

11. Zach Ertz, Philadelphia, 9/16/18
10. Eric Ebron, Detroit, 12/10/17
10. Jacob Tamme, Atlanta, 11/1/15
10. Heath Miller, Pittsburgh, 9/28/14
10. Pete Mitchell, Jacksonville, 11/19/95

MOST YARDS RECEIVING

253. Julio Jones, Atlanta, 11/26/17
199. Hakeem Nicks, N.Y. Giants, 9/16/12
182. Michael Thomas, New Orleans, 10/6/19
181. Greg Olsen, Carolina, 10/10/16
180. Michael Thomas, New Orleans, 9/9/18
180. Kenny Stills, Miami, 11/19/17
179. Victor Cruz, N.Y. Giants, 9/16/12
179. Jimmy Graham, New Orleans, 9/15/13
176. Marvin Harrison, Indianapolis, 10/6/03
173. Amari Cooper, Oakland, 10/30/16
(OT, 149 in reg.)
173. Stefon Diggs, Minnesota, 9/24/17

MOST YARDS RECEIVING - RUNNING BACK

128. Eddie Lee Ivory, Green Bay, 10/12/80

MOST YARDS RECEIVING - TIGHT END

181. Greg Olsen, Carolina, 10/10/16

MOST TOUCHDOWN RECEPTIONS

4. Jerry Rice, San Francisco, 11/14/93
4. Sterling Sharpe, Green Bay, 10/24/93

DEFENSE

MOST INTERCEPTIONS

2. 64 times, most recently Darius Leonard, Indianapolis, 12/8/19

LONGEST INTERCEPTION RETURN

98. (TD), Bennie Blades, Detroit, 9/29/96
92. (TD), Andre Collins, Washington, 12/4/94

LONGEST FUMBLE RETURN

69. (TD) Jaylon Smith, Dallas, 12/23/18

SPECIAL TEAMS

MOST PUNTS

12. Brad Maynard, N.Y. Giants, 9/12/99
10. five times, most recently by Brad Maynard, Chicago, 12/17/06

BEST PUNTING AVERAGE (MIN. 4 PUNTS)

- 56.0. Reggie Roby, Washington, 12/4/94
- 56.0. Cameron Johnston, Philadelphia, 9/16/18
- 55.3. Bryan Anger, Jacksonville, 10/11/15
- 55.0. Thomas Morstead, 10/16/11
- 54.8. Mat McBriar, Dallas, 9/13/09

LONGEST PUNT

84. Ryan Malone, N.Y. Jets, 9/8/13
81. Andy Lee, San Francisco, 11/21/04
79. Britton Colquitt, Cleveland, 10/21/18
76. Adam Podlesh, Jacksonville, 10/28/07
75. Brad Maynard, Chicago, 12/29/02

MOST PUNT RETURNS

11. Eddie Brown, Washington, 10/9/77
(NFL Record)

MOST YARDS, PUNT RETURNS

145. Vai Sikaheima, St. Louis, 12/21/86
130. Mel Gray, New Orleans, 12/6/87
129. Phillip Epps, Green Bay, 10/2/83
118. Troy Brown, New England 9/3/00
112. Lou Piccone, New York Jets, 11/14/76

LONGEST PUNT RETURN

93. (TD), Glyn Milburn, Chicago, 9/20/98
90. (TD), Phillip Epps, Green Bay, 10/2/83
88. (TD), Jeff Fisher, Chicago, 9/20/81
80. Mel Gray, New Orleans, 12/6/87
71. Golden Tate, Seattle, 11/3/13
71. (TD), Vai Sikaheima, St. Louis, 12/21/86

MOST KICKOFF RETURNS

7. three times, most recently by Leon Washington, Detroit, 12/26/10

MOST YARDS, KICKOFF RETURNS

218, Desmond Howard, Detroit, 9/17/00
197, Eddie Drummond, Detroit, 12/15/02
188, Benny Cunningham, St. Louis, 12/17/15
177, Brad Pyatt, Indianapolis, 10/6/03
176, Eddie Payton, Minnesota, 11/16/80

LONGEST KICKOFF RETURN

106, (TD), Alvin Kamara, New Orleans, 12/31/17
105, (TD), Terry Fair, Detroit, 9/28/98
103, (TD), Damiere Byrd, 12/24/17
102, (TD), Eric Weems, Atlanta, 12/5/10
102, Benny Cunningham, St. Louis, 12/17/15

OPPONENT RECORDS/TEAM

SCORING

MOST POINTS, GAME

62, at N.Y. Jets, 11/17/85

MOST POINTS, HOME GAME

49, vs. Minnesota, 10/23/88

MOST POINTS, HALF

49, at Green Bay, 10/2/83 (1st)
42, at Atlanta, 1/1/12 (1st)
42, vs. New Orleans, 10/14/79 (2nd)

MOST POINTS, QUARTER

35, at Green Bay, 10/2/83 (2nd)
33, at Atlanta, 11/17/91 (2nd)

OTHER QUARTER HIGHS

1st 28, vs. Baltimore, 10/12/14
3rd 21, nine times, most recently at Chicago, 11/23/14
4th 28, vs. Indianapolis, 10/6/03
28, at St. Louis, 11/8/87

LARGEST MARGIN OF VICTORY

45, twice, most recently at San Francisco, 10/9/11

TOUCHDOWNS

MOST TOUCHDOWNS, GAME

8, at Atlanta, 9/18/14
8, at Cincinnati, 10/29/89
8, at N.Y. Jets, 11/17/85

MOST TOUCHDOWNS, RUSHING

5, at San Francisco, 12/4/83
5, vs. New Orleans, 10/14/79

MOST TOUCHDOWNS, PASSING

6, at Chicago, 9/30/18
6, at Cincinnati, 10/29/89

MOST TOUCHDOWNS, RETURNS

3, at N.Y. Jets, 12/14/87
3, at Green Bay, 10/2/83
3, at Denver, 11/7/76

TOTAL OFFENSE

MOST YARDS, GAME

626, vs. Oakland, 10/30/16 (OT, 443 in reg.)
604, at N.Y. Giants, 9/16/12
581, at N.Y. Jets, 11/17/85
569, vs. Green Bay, 10/12/80 (OT, 476 in reg.)
543, vs. Minnesota, 10/7/84

MOST PLAYS

99, vs. Green Bay, 10/12/80 (OT, 82 in reg.)
92, at Dallas, 1/9/83 (Playoff)
92, vs. Minnesota, 9/5/81

BEST GAIN PER PLAY

8.9, vs. Dallas, 9/13/09
8.8, at Carolina, 12/24/11
8.3, at Chicago, 9/30/18
8.1, at Atlanta, 11/26/17
8.0, at Carolina, 12/8/08

MOST FIRST DOWNS

35, at N.Y. Jets, 11/17/85

MOST FIRST DOWNS, RUSHING

18, at San Francisco, 12/4/83

MOST FIRST DOWNS, PASSING

27, at Los Angeles, 9/29/19
23, at Seattle, 11/3/19
21, vs. Minnesota, 9/5/81
21, vs. Green Bay, 10/12/80 (OT, 17 in reg.)

RUSHING

MOST RUSHING ATTEMPTS

60, at Chicago, 11/26/78

MOST YARDS RUSHING

306, at Atlanta, 9/17/06
299, at Carolina, 12/8/08
299, vs. L.A. Rams, 11/25/84
296, vs. Minnesota, 12/8/91
273, vs. Chicago, 11/20/83

BEST AVERAGE PER RUSH

8.8, vs. Carolina, 12/2/18

PASSING

MOST PASSES ATTEMPTED

68, at Los Angeles Rams, 9/29/19
63, vs. Minnesota, 9/5/81
62, at Oakland, 11/4/12
59, vs. Oakland 10/30/16 (OT, 44 in reg.)
57, at New Orleans, 10/5/14 (OT, 51 in reg.)

MOST PASSES COMPLETED

45, at Los Angeles Rams, 9/29/19
40, vs. Oakland, 10/30/16 (OT, 29 in reg.)
40, at Oakland, 11/4/12
37, at New Orleans, 9/9/18
37, at Atlanta, 11/1/15
37, vs. Minnesota, 9/5/81

MOST YARDS PASSING

517, at Los Angeles Rams, 9/29/19
510, at N.Y. Giants, 9/23/12
498, vs. Oakland, 10/30/16 (OT, 339 in reg.)
432, at New Orleans, 9/9/18
415, vs. Green Bay, 10/12/80 (OT, 333 in reg.)
402, at Oakland, 11/4/12
395, at Atlanta, 11/1/15
383, vs. New Orleans, 10/16/11
381, vs. Indianapolis, 10/6/03 (OT, 333 in reg.)
381, vs. Detroit, 12/10/17

BEST COMPLETION PERCENTAGE

94.4%, at N.Y. Giants, 11/18/18 (17-18)
88.9%, at Dallas, 12/18/16 (32-36)
86.7%, vs. Tennessee, 9/13/15 (13-15)
86.5%, at New Orleans, 12/27/09 (32-37)
85.7%, at Atlanta, 9/18/14 (24-28)

SPECIAL TEAMS

MOST PUNTS

12, vs. N.Y. Giants, 9/12/99
10, at Chicago, 12/17/06
10, vs. Seattle, 9/19/04
10, at Washington, 10/1/00
10, at Detroit, 9/8/96
10, vs. Chicago, 12/2/79

FEWEST PUNTS

0, at Atlanta, 11/1/15

BEST GROSS PUNTING AVG. (MIN. 4)

56.0, vs. Philadelphia, 9/16/18
56.0, vs. Washington, 12/4/94

MOST PUNT RETURNS

11, vs. Washington, 10/9/77

MOST YARDS PUNTS RETURNED

145, at St. Louis, 12/21/86

MOST KICKOFF RETURNS

9, vs. New Orleans, 12/23/01

MOST YARDS KICKOFFS RETURNED

223, at Detroit, 12/15/02
218, at Detroit, 9/17/00
188, at St. Louis, 12/17/15
182, vs. Indianapolis, 10/6/03
181, vs. Atlanta, 12/5/10

PENALTIES

MOST PENALTIES

23, vs. Oakland, 10/30/16

MOST YARDS PENALIZED

200, vs. Oakland, 10/30/16

FEWEST YARDS PENALIZED

0, at Green Bay, 11/25/90

TWO-TEAM RECORDS

MOST POINTS

95, Tampa Bay 55, Los Angeles Rams 40, 9/29/19
90, N.Y. Jets 62, Tampa Bay 28, 11/7/85
88, Tampa Bay 48, New Orleans 40, 9/9/18
79, Cincinnati 56, Tampa Bay 23, 10/29/89
79, Miami 41, Tampa Bay 38, 10/20/85

FEWEST POINTS

3, Tampa Bay 3, Kansas City 0, 12/16/79
9, L.A. Rams 9, Tampa Bay 0, 1/6/80
(NFC Championship)
9, San Francisco 6, Tampa Bay 3, 12/10/78
9, Tampa Bay 6, Chicago 3, 10/24/99
10, four times, most recently Tampa Bay 7,
Phoenix 3, 12/27/92

MOST YARDS GAINED

1,023, Tampa Bay 573, Minnesota 450, 11/16/80
1,004, Tampa Bay 529, New Orleans 475, 9/9/18
982, Los Angeles Rams 518, Tampa Bay 464, 9/29/19
978, Tampa Bay 576, Cincinnati 402, 10/28/18
971, Tampa Bay 513, New Orleans 458, 10/21/12

MOST RUSHING YARDS

425, L.A. Rams 251, Tampa Bay 174, 10/5/86
(OT, 386 in reg.)
424, Atlanta 249, Tampa Bay 175, 9/28/86
(OT, 357 in reg.)
419, Tampa Bay 283, Philadelphia 136, 11/22/15
414, Indianapolis 257, Tampa Bay 157, 12/15/85
409, Tampa Bay 249, San Francisco 160, 10/23/16

MOST PASSING YARDS

866, Los Angeles Rams 490, Tampa Bay 376, 9/29/19
849, Tampa Bay 417, New Orleans 532, 9/9/18
812, Tampa Bay 486, Minnesota 326, 11/16/80
788, Tampa Bay 411, New Orleans 377, 10/21/12
738, Tampa Bay 228, N.Y. Giants 510, 9/16/12

MOST PASSES ATTEMPTED

109, Los Angeles Rams 68, Tampa Bay 41, 9/29/19
101, Tampa Bay 67, Chicago 34, 9/21/08
100, Tampa Bay 54, Kansas City 46, 10/28/84
96, Tampa Bay 57, Chicago 39, 11/18/01
95, Tampa Bay 53, New Orleans 42, 9/8/02

MOST PASSES COMPLETED

73, Los Angeles Rams 45, Tampa Bay 28, 9/29/19
62, Philadelphia 35, Tampa Bay 27, 9/16/18
62, Detroit 36, Tampa Bay 26, 12/10/17
61, Atlanta 31, Tampa Bay 30, 10/14/18
60, Tampa Bay 30, Pittsburgh 30, 9/24/18
60, Tampa Bay 38, Chicago 22, 9/21/08
60, Indianapolis 34, Tampa Bay 26, 10/6/03

MOST INTERCEPTIONS THROWN

8, Tampa Bay 7, San Francisco 1, 9/7/86

MOST TOUCHDOWN PASSES

9, Cincinnati 6, Tampa Bay 3, 10/29/89

MOST FIRST DOWNS

56, Tampa Bay 30, Atlanta 26, 10/14/18
55, Los Angeles Rams 30, Tampa Bay 25, 9/29/19
54, Miami 30, Tampa Bay 24, 10/20/85
54, New Orleans 34, Tampa Bay 20, 10/5/14
54, Atlanta 31, Tampa Bay 23, 11/3/16

HALF-GAME RECORDS

BUCCANEERS OFFENSE

MOST YARDS, TOTAL OFFENSE

379, at St. Louis, 12/17/15 (2nd)
374, at Minnesota, 11/16/80 (2nd)
355, at Philadelphia, 11/22/15 (most in 1st)

MOST YARDS, NET RUSHING

216, at Philadelphia, 11/22/15 (1st)
216, at Oakland, 11/14/12 (2nd)

MOST YARDS, NET PASSING

325, at Minnesota, 11/16/80 (2nd)
324, at Indianapolis, 10/16/88 (2nd)
314, at St. Louis, 12/17/15 (2nd)
298, vs. New Orleans, 10/21/12 (2nd)
296, at Detroit, 12/15/19 (1st)

MOST POINTS, HALF

35, at Oakland, 11/4/12 (2nd)
33, at Arizona, 10/15/17 (2nd)
31, at New Orleans, 9/9/18 (1st)
31, vs. Minnesota, 10/29/00 (1st)
31, vs. Chicago, 12/22/96 (1st)
30, vs. New Orleans, 12/23/01 (1st)
28, at Los Angeles Rams, 9/29/19 (1st)
28, vs. New York Giants, 9/22/19 (1st)
28, at N.Y. Giants, 11/18/18 (2nd)
28, at Philadelphia, 11/22/15 (1st)
28, at Chicago, 12/17/06 (2nd)
28, at Washington, 10/12/03 (2nd)
28, vs. Minnesota, 10/28/01 (1st)
28, at Cincinnati, 12/27/98 (1st)
28, vs. Chicago, 10/8/89 (1st)
28, at Chicago, 9/8/85 (1st)

MOST POINTS, QUARTER

27, at Arizona, 10/15/17 (4th)
24, at Los Angeles Rams, 9/29/19 (4th)
24, vs. Chicago, 12/22/96 (2nd)
24, vs. Green Bay, 11/22/81 (2nd)
22, vs. Atlanta, 12/29/19 (2nd)
21, 20 times, most recently at L.A. Rams, 9/29/19 (2nd)
20, vs. Chicago, 10/25/87 (most in 1st)
20, vs. Chicago, 9/10/00 (2nd)

INDIVIDUAL RECORDS

MOST YARDS RUSHING

220, Doug Martin, at Oakland, (2nd)
179, James Wilder, at Minnesota, 11/6/83 (2nd)
177, Doug Martin, at Philadelphia, 11/22/15 (1st)
142, LeGarrette Blount, vs. Seattle, 12/26/10 (2nd)
115, Carnell Williams, at Green Bay, 9/25/05 (2nd)

MOST YARDS PASSING

340, Vinny Testaverde, at Indianapolis, 10/16/88 (2nd)
314, Jameis Winston, at St. Louis, 12/17/15 (2nd)
308, Jameis Winston, at Detroit, 12/15/19 (1st)
298, Josh Freeman, vs. New Orleans, 10/21/12 (2nd)
277, Jameis Winston, vs. Indianapolis, 12/8/19 (1st)

MOST FIELD GOALS

4, Connor Barth, vs. Carolina, 12/4/11
4, Matt Bryant, vs. Washington, 11/25/07

BUCCANEERS DEFENSE

FEWEST YARDS TOTAL OFFENSE ALLOWED

15, at Carolina, 10/27/02 (1st)
16, vs. New England, 11/16/97
23, vs. New York Giants, 9/2/78 (1st)
24, vs. Kansas City, 12/16/79 (2nd)

FEWEST YARDS RUSHING ALLOWED

-2, vs. New England, 11/16/97 (1st)
-1, vs. Carolina, 9/9/12 (2nd)
-1, vs. Green Bay, 12/26/99 (2nd)
0, at New Orleans, 9/9/18 (2nd)
0, vs. Miami, 11/11/13 (1st)
2, vs. Indianapolis, 12/22/91 (2nd)
2, vs. Miami, 11/11/13 (2nd)
3, vs. New Orleans, 12/9/18 (1st)
3, vs. Cincinnati, 10/15/06 (1st)
3, vs. Washington, 12/4/94 (1st)
3, vs. Green Bay, 10/14/90 (2nd)

FEWEST NET YARDS PASSING ALLOWED

-4, at Carolina, 10/27/02 (1st)
-3, vs. Houston, 12/14/03 (1st)

OPPONENTS' INDIVIDUAL RECORDS

MOST YARDS RUSHING

200, Barry Sanders, Detroit, 11/13/94 (2nd)

MOST YARDS PASSING

313, Drew Brees, New Orleans, 10/21/12 (1st)
294, Jared Goff, Los Angeles Rams, 9/29/19 (2nd)
294, Wade Wilson, Minnesota, 12/16/90 (2nd)
279, Mitchell Trubisky, Chicago, 9/30/18 (1st)
272, Peyton Manning, Indianapolis, 10/6/03 (2nd)

ROOKIE RECORDS

SCORING

MOST POINTS

Season 124, **Matt Gay, 2019**

MOST TOUCHDOWNS

Season 12, **Mike Evans, 2014**
12, Doug Martin, 2012
11, Mike Williams, 2010
8, Lars Tate, 1988

RUSHING

MOST YARDS RUSHING

Season 1,454, Doug Martin, 2012
Game 251, Doug Martin, at Oakland, 11/4/12
192, Errict Rhett, vs. Washington, 12/4/94

RECEIVING

MOST YARDS RECEIVING

Season 1,193, Michael Clayton, 2004
Game 212, Mark Carrier, at New Orleans, 12/6/87

MOST RECEPTIONS

Season 80, Michael Clayton, 2004
Game 9, Michael Clayton, at San Diego, 12/12/04
9, James Wilder, vs. St. Louis, 9/27/81

MOST TOUCHDOWNS RECEIVING

Season 12, **Mike Evans, 2014**
11, Mike Williams, 2010
7, Michael Clayton, 2004

PASSING

MOST YARDS PASSING

Season 4,042, Jameis Winston, 2015
Game 369, Vinny Testaverde, at New Orleans, 12/6/87

MOST TOUCHDOWN PASSES

Season 22, Jameis Winston, 2015
10, Josh Freeman, 2009
Game 5, Jameis Winston, at Philadelphia, 11/22/15

DEFENSIVE

MOST INTERCEPTIONS

Season 5, Donnie Abraham, 1996
5, David Greenwood, 1985

MOST TACKLES

Season 151, Hugh Green, 1981
139, **Lavonte David, 2012**
126, Mason Foster, 2011

MOST SACKS

Season 10, Santana Dotson, 1992
7.5, Adrian Clayborn, 2011

MISCELLANEOUS RECORDS

LONGEST GAME

4:02 Green Bay, 9/30/84	W 30-27 (OT)
4:02 at Detroit, 11/20/77	L 7-16
4:01 at Minnesota, 10/28/79	W 12-10

SHORTEST GAME

2:25 at Cincinnati, 10/10/76	L 0-21
2:30 Kansas City, 12/16/79	W 3-0
2:33 at Chicago, 11/26/78	L 3-14

LONGEST TOUCHDOWN DRIVES

Yards	99, at Detroit, 12/15/19 (5 plays, 1:52, Winston-Miller 33 pass)
	98, at Atlanta, 11/24/19 (5 plays, 2:37, Winston-Godwin 71 pass)
	98, at St. Louis, 12/17/15 (4 plays, 1:44, Winston-Stocker 3 pass)
	98, vs. Seattle, 12/26/10 (10 plays, 6:50, Freeman-Winslow 21 pass)
	98, at New Orleans, 12/27/09 (8 plays, 4:09, C. Williams 23 run)
	98, vs. Carolina, 12/30/07 (10 plays, 5:44, McCown-Bennett 23 pass)
	97, vs. New Orleans, 11/2/03 (9 plays, 3:22, Johnson-Pittman 26 pass)
	97, at Tennessee, 10/14/01 (13 plays, 5:33, Johnson-Dunn 26 pass)
Plays	19, at New Orleans, 9/9/84 (80 yards, 10:26, Thompson-Armstrong 2 pass)
Time	10:59, vs. New Orleans, 9/18/94 (80 yards, 15 plays, Erickson-J. Harris 10 pass)

LONGEST FIELD GOAL DRIVES

Yards	94, at Arizona, 10/31/10 (12 plays, 3:15)
Plays	21, at Chicago, 9/4/94 (67 yards, 10:05)
Time	10:33, vs. San Diego, 1/2/94 (19 plays, 84 yards)

BEST CAREER PUNTING AVERAGE

(Min. 100 att.) 45.0, Bryan Anger (192-8,639), 2016-18

BEST CAREER FIELD GOAL PERCENTAGE

(Min. 50 att.) 84.3%, Connor Barth (114/136), 2009-12, 2015

MOST KICKOFF COVERAGE TACKLES

80, Jim Obradovich, 1978-83

CAREER TOP TENS

RUSHING (YARDS)

PLAYER	YEARS	NO.	YDS.	AVG.	LG	TD
1. James Wilder	1981-89	1,575	5,957	3.8	75t	37
2. Mike Alstott	1996-2007	1,359	5,088	3.7	47t	58
3. Warrick Dunn	1997-01, 2008	1,256	4,986	4.0	76	19
4. Doug Martin	2012-17	1,150	4,633	4.0	84	26
5. Carnell Williams	2005-10	968	3,677	3.8	71t	20
6. Michael Pittman	2002-07	798	3,362	4.2	78t	10
7. Reggie Cobb	1990-93	878	3,061	3.5	59t	21
8. Ricky Bell	1977-81	820	3,057	3.7	56	16
9. Errict Rhett	1994-97	823	2,853	3.5	35	24
10. Earnest Graham	2004-11	477	2,047	4.3	68t	15

PASSING (YARDS)

PLAYER	YEARS	ATT.	COMP.	YDS.	PCT.	TD	INT
1. Jameis Winston	2015-19	2,548	1,563	19,737	.613	121	88
2. Vinny Testaverde	1987-92	2,160	1,126	14,820	.521	77	112
3. Josh Freeman	2009-13	1,967	1,144	13,534	.582	80	66
4. Trent Dilfer	1994-99	2,038	1,117	12,969	.548	70	80
5. Doug Williams	1978-82	1,890	895	12,648	.474	73	73
6. Brad Johnson	2001-04	1,683	1,040	10,940	.618	64	41
7. Steve DeBerg	1984-87, 1992-93	1,414	813	9,439	.575	61	62
8. Craig Erickson	1992-94	882	473	6,094	.536	34	31
9. Jeff Garcia	2007-08	703	453	5,152	.644	25	10
10. Brian Griese	2004-05, 2008	694	455	4,841	.656	32	26

RECEPTIONS

PLAYER	YEARS	NO.	YDS.	AVG.	LG	TD
1. Mike Evans	2014-19	462	7,260	15.7	72t	48
2. James Wilder	1981-89	430	3,492	8.1	50	9
3. Mark Carrier	1987-92	321	5,018	15.6	78t	27
4. Warrick Dunn	1997-01, 2008	306	2,704	8.8	68	9
5. Mike Alstott	1996-07	305	2,284	7.5	44t	13
6. Keyshawn Johnson	2000-03	298	3,828	12.8	76	17
7. Kevin House	1980-86	286	4,928	17.2	84t	31
8. Michael Pittman	2002-07	284	2,361	8.3	68t	6
9. Jimmie Giles	1978-86	279	4,300	15.4	81t	34
10. Vincent Jackson	2012-16	268	4,326	16.1	95	20

SCORING

PLAYER	YEARS	TD	TDR	TDP	TDRT	FG	PAT	2-PT	TP
1. Martin Gramatica	1999-04	0	0	0	0	137	181	0	592
2. Michael Husted	1993-98	0	0	0	0	117	151	0	502
3. Connor Barth	2009-12, 2015	0	0	0	0	114	135	0	477
4. Mike Alstott	1996-2007	71	58	13	0	0	0	3	432
5. Matt Bryant	2005-08	0	0	0	0	98	122	0	416
5. Donald Igwebuike	1985-89	0	0	0	0	94	134	0	416
7. Mike Evans	2014-19	49	0	48	1	0	0	4	302
8. James Wilder	1981-89	46	37	9	0	0	0	0	276
9. Jimmie Giles	1978-86	34	0	34	0	0	0	0	204
10. Bill Capece	1981-83	0	0	0	0	43	67	0	196

KICKOFF RETURNS (YARDS)

PLAYER	YEARS	NO.	YDS.	AVG.	LG	TD
1. Aaron Stecker	2000-03	100	2,376	23.8	86	0
2. Reidel Anthony	1997-2001	95	2,232	23.5	60	0
3. Clifton Smith	2008-09	67	1,894	28.3	97t	1
4. Michael Morton	1982-84	89	1,885	21.2	50	0
5. Micheal Spurlock	2007-08, 2009-11	70	1,776	25.4	90t	2
6. Torrie Cox	2003-09	77	1,758	22.8	59	0
7. Phil Freeman	1985-87	79	1,667	21.1	58	0
8. Gary Anderson	1990-93	81	1,511	18.7	39	0
9. Donnie Elder	1988-89	74	1,457	19.7	51	0
10. George Ragsdale	1977-79	61	1,298	21.3	46	0

PUNT RETURNS (YARDS)

PLAYER	YEARS	NO.	YDS.	AVG.	LG	TD
1. Karl Williams	1996-03	213	2,280	10.7	88t	5
2. Danny Reece	1976-80	222	1,554	7.0	50	0
3. Willie Drewrey	1989-92	88	826	9.4	55	0
4. Mark Jones	2005-07	83	790	9.5	35	0
5. Jacques Green	1998-01	55	658	12.0	95	1
6. Bobby Futrell	1986-90	77	639	8.3	40	0
7. Clifton Smith	2008-09	46	556	12.1	70t	1
8. Adam Humphries	2015-18	51	425	8.3	25	0
9. Bobby Rainey	2013-15	36	343	9.5	58	0
10. Micheal Spurlock	2007-08, 09-11	41	334	8.1	77t	1

INTERCEPTIONS

PLAYER	YEARS	NO.	YDS.	AVG.	LG	TD
1. Ronde Barber	1997-12	47	923	19.6	78t	8
2. Donnie Abraham	1996-01	31	341	11.0	55t	2
3. Cedric Brown	1976-84	29	593	20.4	81t	2
4. Mike Washington	1976-84	28	418	14.9	49t	3
5. Derrick Brooks	1995-08	25	530	21.2	97t	6
6. John Lynch	1993-03	23	200	8.7	36	0
7. Brian Kelly	1998-07	22	227	10.3	75	1
8. Aqib Talib	2008-12	18	277	15.4	45t	2
9. Mark Cotney	1976-80, 82-84	17	205	12.1	29	0
9. Harry Hamilton	1988-91	17	232	13.6	58	0
9. Ricky Reynolds	1987-93	17	174	10.2	68t	1

MORE CAREER TOP TENS

GAMES PLAYED

PLAYER	NO.
1. Ronde Barber, 1997-12	241
2. Derrick Brooks, 1995-08	224
3. Dave Moore, 1992-01, 2004-06	190
4. Paul Gruber, 1988-99	183
5. John Lynch, 1993-03	164
6. Tony Mayberry, 1990-99	160
7. Mike Alstott, 1996-07	158
8. Shelton Quarles, 1997-06	148
9. Warren Sapp, 1995-03	140
10. Richard Wood, 1976-84	132

GAMES STARTED

PLAYER	NO.
1. Ronde Barber, 1997-12	232
2. Derrick Brooks, 1995-08	221
3. Paul Gruber, 1988-99	183
4. Tony Mayberry, 1990-99	145
5. Mike Alstott, 1996-07	137
6. John Lynch, 1993-03	132
7. Warren Sapp, 1995-03	130
8. Gerald McCoy, 2010-18	123
9. Lavonte David, 2012-19	121
10. Lee Roy Selmon, 1976-84	117

TOTAL TOUCHDOWNS

PLAYER	NO.
1. Mike Alstott, 1996-07	71
2. Mike Evans, 2014-19	49
3. James Wilder, 1981-89	46
4. Jimmie Giles, 1978-86	34
5. Kevin House, 1980-86	31
6. Joey Galloway, 2004-08	29
7. Warrick Dunn, 1997-01, 08	28
7. Doug Martin, 2012-17	28
9. Mark Carrier, 1987-92	27
10. Errict Rhett, 1994-97	25
10. Mike Williams, 2010-12	25

FIELD GOAL PERCENTAGE

(Minimum 10 attempts)

PLAYER	PCT.
1. Connor Barth, 2009-12, 2015	.838 (114-136)
2. Matt Bryant, 2005-08	.831 (98-118)
3. Patrick Murray, 2014, 2017	.830 (39-47)
4. Steve Christie, 1990-91	.809 (38-47)
5. Rian Lindell, 2013	.793 (23-29)
6. Matt Gay, 2019	.771 (27-35)
7. Martin Gramatica, 1999-04	.765 (137-179)
8. Donald Igwebuike, 1985-89	.740 (94-127)
9. Chandler Catanzaro, 2018	.733 (11-15)
10. Obed Ariri, 1984	.731 (19-26)

FIELD GOALS

PLAYER	NO.
1. Martin Gramatica, 1999-04	137
2. Michael Husted, 1993-98	117
3. Connor Barth, 2009-12, 2015	114
4. Matt Bryant, 2005-08	98
5. Donald Igwebuike, 1985-89	94
6. Bill Capece, 1981-83	43
7. Patrick Murray, 2014, 2017	39
8. Steve Christie, 1990-91	38
9. Matt Gay, 2019	27
10. Neil O' Donoghue, 1978-79	24

RUSHING ATTEMPTS

PLAYER	NO.
1. James Wilder, 1981-89	1,575
2. Mike Alstott, 1996-07	1,359
3. Warrick Dunn, 1997-01, 08	1,256
4. Doug Martin, 2012-17	1,150
5. Carnell Williams, 2005-10	968
6. Reggie Cobb, 1990-93	878
7. Errict Rhett, 1994-97	823
8. Ricky Bell, 1977-81	820
9. Michael Pittman, 2002-07	798
10. Peyton Barber, 2016-19	551

RUSHING TOUCHDOWNS

PLAYER	NO.
1. Mike Alstott, 1996-07	58
2. James Wilder, 1981-89	37
3. Doug Martin, 2012-17	26
4. Errict Rhett, 1994-97	24
5. Reggie Cobb, 1990-93	21
6. Carnell Williams, 2005-10	20
7. Warrick Dunn, 1997-01, 08	19
8. Ricky Bell, 1977-81	16
9. Peyton Barber, 2016-19	15
9. Earnest Graham, 2004-11	15
9. Lars Tate, 1988-89	15

PASSING ATTEMPTS

PLAYER	NO.
1. Jameis Winston, 2015-19	2,548
2. Vinny Testaverde, 1987-92	2,160
3. Trent Dilfer, 1994-99	2,038
4. Josh Freeman, 2009-13	1,967
5. Doug Williams, 1978-82	1,890
6. Brad Johnson, 2001-04	1,683
7. Steve DeBerg, 1984-87, 1992-93	1,414
8. Craig Erickson, 1992-94	882
9. Jeff Garcia, 2007-08	703
10. Brian Griese, 2004-05, 08	694

PASS COMPLETIONS

PLAYER	NO.
1. Jameis Winston, 2015-19	1,563
2. Josh Freeman, 2009-13	1,144
3. Vinny Testaverde, 1987-92	1,126
4. Trent Dilfer, 1994-99	1,117
5. Brad Johnson, 2002-04	1,040
6. Doug Williams, 1978-82	895
7. Steve DeBerg, 1984-87; 92-93	813
8. Craig Erickson, 1992-94	473
9. Brian Griese, 2004-05, 08	455
10. Jeff Garcia, 2007-08	453

TOUCHDOWN PASSES

PLAYER	NO.
1. Jameis Winston, 2015-19	121
2. Josh Freeman, 2009-13	80
2. Vinny Testaverde, 1987-92	77
3. Doug Williams, 1978-82	73
4. Trent Dilfer, 1994-99	70
6. Brad Johnson, 2001-04	64
7. Steve DeBerg, 1984-87, 1992-93	61
8. Craig Erickson, 1992-94	34
9. Brian Griese, 2004-05, 08	32
10. Mike Glennon, 2013-16	30

QUARTERBACK RATING

(Minimum 250 attempts)

PLAYER	NO.
1. Ryan Fitzpatrick, 2017-18	94.7
2. Jeff Garcia, 2007-08	92.2
3. Jameis Winston, 2015-19	86.9
4. Brian Griese, 2004-05, 08	85.5
5. Mike Glennon, 2013-16	84.6
6. Brad Johnson, 2001-04	83.2
7. Josh Freeman, 2009-13	78.8
8. Shaun King, 1999-03	75.4
9. Steve DeBerg, 1984-87, 1992-93	73.9
10. Craig Erickson, 1992-94	73.8

RECEIVING YARDS

PLAYER	NO.
1. Mike Evans, 2014-19	7,260
2. Mark Carrier, 1987-92	5,018
3. Kevin House, 1980-86	4,928
4. Vincent Jackson, 2012-16	4,326
5. Jimmie Giles, 1978-86	4,300
6. Joey Galloway, 2004-08	3,912
7. Keyshawn Johnson, 2000-03	3,828
8. James Wilder, 1981-89	3,492
9. Gerald Carter, 1981-87	3,443
10. Mike Williams, 2010-13	2,947

RECEIVING TOUCHDOWNS

PLAYER	NO.
1. Mike Evans, 2014-19	48
2. Jimmie Giles, 1978-86	34
3. Kevin House, 1980-86	31
4. Joey Galloway, 2004-08	28
5. Cameron Brate, 2014-19	27
5. Mark Carrier, 1987-92	27
7. Mike Williams, 2010-13	25
8. Dave Moore, 1992-01, 2004-06	24
9. Bruce Hill, 1987-91	23
10. Vincent Jackson, 2012-16	20

PUNTING AVERAGE

(Minimum 80 Punts)

PLAYER	NO.
1. Bryan Anger, 2016-18	45.0
2. Josh Bidwell, 2004-09	44.0
3. Michael Koenen, 2011-14	43.7
4. Tom Tupa, 2002-03	43.0
5. Tommy Barnhardt, 1996-98	42.6
6. Larry Swider, 1981-82	42.2
7. Mark Royals, 1990-91, 1999-01	41.3
8. Frank Garcia, 1983-87	41.1
9. Tom Blanchard, 1979-81	40.9
10. Dave Green, 1976-78	40.2

PUNTS INSIDE THE 20

PLAYER	NO.
1. Josh Bidwell, 2004-09	124
2. Mark Royals, 1990-91, 1999-01	96
3. Michael Koenen, 2011-14	82
4. Bryan Anger, 2016-18	76
5. Frank Garcia, 1983-87	71
6. Dan Strzyzinski, 1992-94	59
7. Tom Tupa, 2002-03	56
8. Tommy Barnhardt, 1996-98	55
9. Dave Green, 1976-78	48
10. Tom Blanchard, 1979-81	36

PUNTS

PLAYER	NO.
1. Josh Bidwell, 2004-09	419
2. Mark Royals, 1990-91, 1999-01	414
3. Frank Garcia, 1983-87	379
4. Michael Koenen, 2011-14	308
5. Dave Green, 1976-78	290
6. Dan Strzyzinski, 1992-94	239
7. Tom Blanchard, 1979-81	203
8. Bryan Anger, 2016-18	192
9. Tommy Barnhardt, 1996-98	180
10. Tom Tupa, 2002-03	173

PUNTING YARDS

PLAYER	NO.
1. Josh Bidwell, 2004-09	18,426
2. Mark Royals, 1990-91, 1999-01	17,106
3. Frank Garcia, 1983-87	15,588
4. Michael Koenen, 2011-14	13,463
5. Dave Green, 1976-78	11,659
6. Dan Stryzinski, 1992-94	9,587
7. Bryan Anger, 2016-18	8,639
8. Tom Blanchard, 1979-81	8,300
9. Tommy Barnhardt, 1996-98	7,659
10. Tom Tupa, 2002-2003	7,446

TACKLES

PLAYER	NO.
1. Derrick Brooks, 1995-08	2,198
2. Ronde Barber, 1997-12	1,428
3. Hardy Nickerson, 1993-99	1,028
4. Lavonte David, 2012-19	1,007
5. Shelton Quarles, 1997-06	985
6. John Lynch, 1993-03	973
7. Richard Wood, 1976-84	855
8. Lee Roy Selmon, 1976-84	742
9. Jeff Davis, 1982-87	662
10. Cecil Johnson, 1977-85	645

QUARTERBACK SACKS

PLAYER	NO.
1. Lee Roy Selmon, 1976-84	78.5
2. Warren Sapp, 1995-03	77.0
3. Simeon Rice, 2001-06	69.5
4. Gerald McCoy, 2010-18	54.5
5. David Logan, 1979-86	39.0
6. Chidi Ahanotu, 1993-00, 2004	34.5
7. Brad Culpepper, 1994-99	33.0
8. Ronde Barber, 1997-12	28.0
9. Broderick Thomas, 1989-93	26.5
10. Greg Spires, 2002-07	26.0

SEASON TOP TENS**RUSHING (YARDS)**

PLAYER	YEAR	ATT.	YDS.	AVG.	LG	TD
1. James Wilder	1984	407	1,544	3.8	37t	13
2. Doug Martin	2012	319	1,454	4.6	70t	11
3. Doug Martin	2015	288	1,402	4.9	84	6
4. James Wilder	1985	365	1,300	3.6	28t	10
5. Ricky Bell	1979	283	1,263	4.5	49t	7
6. Errict Rhett	1995	332	1,207	3.6	21t	11
7. Carnell Williams	2005	290	1,178	4.1	71t	6
8. Reggie Cobb	1992	310	1,171	3.8	25t	9
9. Warrick Dunn	2000	248	1,133	4.6	70t	8
10. Warrick Dunn	1998	245	1,026	4.2	50	2

PASSING (YARDS)

PLAYER	YEAR	YDS.	ATT.	COMP.	TD	INT
1. Jameis Winston	2019	5,109	626	380	33	30
2. Jameis Winston	2016	4,090	567	345	28	18
3. Josh Freeman	2012	4,065	558	306	27	17
4. Jameis Winston	2015	4,042	535	312	22	15
5. Brad Johnson	2003	3,811	570	354	26	21
6. Josh Freeman	2011	3,592	551	346	16	22
7. Doug Williams	1981	3,563	471	238	19	14
8. Steve DeBerg	1984	3,554	509	308	19	18
9. Jameis Winston	2017	3,504	442	282	19	11
10. Josh Freeman	2010	3,451	474	291	25	6

DEFENSIVE TOUCHDOWNS

PLAYER	NO.
1. Ronde Barber, 1997-12	12
2. Derrick Brooks, 1995-08	7
3. David Logan, 1979-86	4
3. Mike Washington, 1976-84	4
5. Donnie Abraham, 1996-01	3
5. Cedric Brown, 1976-84	3
5. Lavonte David, 2012-17	3
5. Wayne Haddix, 1990-91	3
5. Ricky Reynolds, 1987-93	3
5. Aqib Talib, 2008-11	3
5. Richard Wood, 1976-84	3

TOTAL TOUCHDOWNS**BY A DEFENSIVE PLAYER**

(Includes TDs scored on offense, defense or special teams)

PLAYER	NO.
1. Ronde Barber, 1997-12	14
2. Derrick Brooks, 1995-08	7
3. David Logan, 1979-86	4
3. Mike Washington, 1976-84	4
5. Aqib Talib, 2008-12	3
5. Donnie Abraham, 1996-01	3
5. Cedric Brown, 1976-84	3
5. Lavonte David, 2012-17	3
5. Wayne Haddix, 1990-91	3
5. Ricky Reynolds, 1987-93	3
5. Warren Sapp, 1995-03	3
5. Richard Wood, 1976-84	3

RECEPTIONS

PLAYER	YEAR	NO.
1. Keyshawn Johnson	2001	106
2. Mike Evans	2016	96
3. Mark Carrier	1989	86
3. Mike Evans	2018	86
3. Chris Godwin	2019	86
6. James Wilder	1984	85
7. Keenan McCardell	2003	84
8. Antonio Bryant	2008	83
8. Joey Galloway	2005	83
10. Michael Clayton	2004	80

RECEIVING YARDS

PLAYER	YEAR	YDS.
1. Mike Evans	2018	1,524
2. Mark Carrier	1989	1,422
3. Vincent Jackson	2012	1,384
4. Chris Godwin	2019	1,333
5. Mike Evans	2016	1,321
6. Joey Galloway	2005	1,287
7. Keyshawn Johnson	2001	1,266
8. Antonio Bryant	2008	1,248
9. Vincent Jackson	2013	1,224
10. Mike Evans	2015	1,206

SCORING

PLAYER	YEAR	TD	PAT	FGM	2-PT.	TP
1. Matt Bryant	2008	0	35	32	0	131
2. Martin Gramatica	2002	0	32	32	0	128
3. Martin Gramatica	2000	0	42	28	0	126
4. Matt Gay	2019	0	43	27	0	124
5. Connor Barth	2012	0	39	28	0	123
6. Matt Bryant	2007	0	34	28	0	118
7. Martin Gramatica	1999	0	25	27	0	106
8. Connor Barth	2010	0	36	23	0	105
9. Connor Barth	2011	0	23	26	0	101
10. Rian Lindell	2013	0	31	23	0	100

KICKOFF RETURN AVERAGE

(Minimum 10)

PLAYER	YEAR	ATT.	YDS.	AVG.	LG	TD
1. Sammie Stroughter	2009	11	324	29.5	97t	1
2. Clifton Smith	2009	31	902	29.1	83	0
3. Mark Jones	2007	10	286	28.6	36	0
4. Bobo Wilson	2018	10	284	28.4	38	0
5. Micheal Spurlock	2007	16	444	27.8	90t	1
6. Clifton Smith	2008	36	992	27.6	97t	1
7. Karl Williams	1996	14	383	27.4	63	0
8. Sammie Stroughter	2011	20	540	27.0	78	0
9. Torrie Cox	2004	33	866	26.2	59	0
10. Micheal Spurlock	2010	44	1,129	25.7	89t	1

PUNT RETURN AVERAGE

(Minimum 10)

PLAYER	YEAR	NO.	YDS.	AVG.	LG	TD
1. Karl Williams	1996	13	274	21.1	88t	1
2. Jacques Green	1998	30	453	15.1	95t	1
3. Clifton Smith	2008	23	324	14.1	70t	1
4. Karl Williams	1997	46	597	13.0	63	1
5. Mark Jones	2007	12	143	11.9	35	0
6. Solomon Patton	2014	10	112	11.2	33	0
7. Courtney Hawkins	1993	15	166	11.1	35	0
8. Willie Drewrey	1989	20	220	11.0	55	0
9. Eric Page	2013	23	251	10.9	52	0
10. Bobby Futrell	1988	27	283	10.5	40	0

PASSER RATING

(Minimum 200 Attempts)

PLAYER	YEAR	RATING
1. Ryan Fitzpatrick	2018	100.4
2. Brian Griese	2004	97.5
3. Josh Freeman	2010	95.9
4. Jeff Garcia	2007	94.6
5. Brad Johnson	2002	92.9
6. Jameis Winston	2017	92.2
7. Jeff Garcia	2008	90.2
8. Jameis Winston	2018	90.2
9. Jameis Winston	2016	86.1
10. Steve DeBerg	1987	85.3

FIELD GOAL PERCENTAGE

(Minimum 10)

PLAYER	YEAR	PCT.
1. Connor Barth	2011	.929 (26-28)
2. Steve Christie	1990	.852 (23-27)
3. Connor Barth	2012	.848 (28-33)
3. Matt Bryant	2007	.848 (28-33)
5. Martin Gramatica	1999	.844 (27-32)
6. Matt Bryant	2008	.842 (32-38)
7. Matt Bryant	2005	.840 (21-25)
8. Patrick Murray	2014	.833 (20-24)
9. Patrick Murray	2017	.826 (19-23)
9. Martin Gramatica	2000	.824 (28-34)

NET PUNTING AVERAGE

(Minimum 30)

PLAYER	YEAR	AVG.
1. Bryan Anger	2016	42.7
2. Michael Koenen	2011	40.3
3. Bryan Anger	2017	39.5
4. Bryan Anger	2018	38.9
5. Michael Koenen	2013	38.3
5. Bradley Pinion	2019	38.3
7. Jacob Schum	2015	38.0
8. Tommy Barnhardt	1996	37.8
9. Josh Bidwell	2008	37.6
10. Josh Bidwell	2005	37.5

PUNTING AVERAGE

(Minimum 30)

PLAYER	YEAR	AVG.
1. Bryan Anger	2016	45.9
2. Josh Bidwell	2005	45.6
3. Michael Koenen	2012	45.3
4. Michael Koenen	2011	45.1
5. Bryan Anger	2018	45.0
6. Josh Bidwell	2008	44.5
7. Michael Koenen	2013	44.2
8. Bryan Anger	2017	44.0
9. Josh Bidwell	2007	43.9
10. Josh Bidwell	2006	43.5

PUNTS INSIDE THE 20

PLAYER	YEAR	NO.
1. Bryan Anger	2016	37
2. Josh Bidwell	2007	30
2. Tom Tupa	2002	30
4. Josh Bidwell	2008	27
5. Mark Royals	2001	26
6. Tom Tupa	2003	26
7. Bryan Anger	2017	24
7. Tommy Barnhardt	1996	24
7. Josh Bidwell	2005	24
7. Michael Koenen	2011	24
7. Dan Stryzinski	1993	24

PUNTS

PLAYER	YEAR	NO.
1. Dave Green	1978	100
2. Dave Green	1977	98
3. Frank Garcia	1983	95
4. Josh Bidwell	2006	93
4. Tom Blanchard	1979	93
4. Dan Stryzinski	1993	93
7. Dave Green	1976	92
8. Josh Bidwell	2005	90
8. Mark Royals	1999	90
8. Tom Tupa	2002	90

PUNTING YARDS

PLAYER	YEAR	NO.
1. Josh Bidwell	2005	4,101
2. Dave Green	1978	4,092
3. Josh Bidwell	2006	4,045
4. Frank Garcia	1983	4,008
5. Dave Green	1977	3,948
6. Mark Royals	1999	3,882
7. Tom Tupa	2002	3,856
8. Michael Koenen	2013	3,846
9. Dan Stryzinski	1993	3,772
10. Tom Blanchard	1980	3,722

DEFENSIVE TOUCHDOWNS

PLAYER	YEAR	NO.
1. Derrick Brooks	2002	4
2. Wayne Haddix	1990	3
3. Ndamukong Suh	2019	2
3. Devin White	2019	2
3. Danny Lansanah	2014	2
3. Mason Foster	2013	2
3. Aqib Talib	2011	2
3. Tanard Jackson	2009	2
3. Ronde Barber	2007	2
3. Ronde Barber	2006	2
3. Ronde Barber	2004	2
3. Ronde Barber	2000	2
3. Donnie Abraham	1999	2
3. Hugh Green	1983	2
3. Cedric Brown	1981	2
3. Richard Wood	1977	2

QB SACKS

PLAYER	YEAR	NO.
1. Shaquil Barrett	2019	19.5
2. Warren Sapp	2000	16.5
3. Simeon Rice	2002	15.5
4. Simeon Rice	2003	15.0
5. Simeon Rice	2005	14.0
6. Marcus Jones	2000	13.0
7. Lee Roy Selmon	1977	13.0
8. Jason Pierre-Paul	2018	12.5
8. Warren Sapp	1999	12.5
10. Simeon Rice	2004	12.0

INTERCEPTIONS

PLAYER	YEAR	NO.
1. Ronde Barber	2001	10
2. Cedric Brown	1981	9
3. Brian Kelly	2002	8
4. Donnie Abraham	1999	7
4. Donnie Abraham	2000	7
4. Jeremiah Castille	1985	7
4. Wayne Haddix	1990	7
8. Donnie Abraham	2001	6
8. Cedric Brown	1978	6
8. Neal Colzie	1981	6
8. Harry Hamilton	1988	6
8. Harry Hamilton	1989	6
8. Beasley Reece	1983	6
8. Damien Robinson	2000	6
8. Mark Robinson	1981	6
8. Aqib Talib	2010	6
8. Mike Washington	1981	6

TACKLES

PLAYER	YEAR	NO.
1. Hardy Nickerson	1993	214
2. Barrett Ruud	2009	205
3. Shelton Quarles	2005	196
4. Hardy Nickerson	1997	194
5. Derrick Brooks	1998	189
6. Derrick Brooks	1997	182
7. Derrick Brooks	1999	180
8. Derrick Brooks	2000	179
9. Barrett Ruud	2008	178
10. Derrick Brooks	2005	174
10. Broderick Thomas	1991	174
10. Cecil Johnson	1981	174

BUCCANEERS PLAYOFF RECORDS

INDIVIDUAL

SERVICE

MOST GAMES, CAREER

- 11, Derrick Brooks
- 10, Mike Alstott, Ronde Barber, Shelton Quarles
- 9, John Lynch, Warren Sapp, Karl Williams

SCORING

MOST POINTS, GAME

- 12, Ricky Bell, vs. Philadelphia, 12/29/79
- 12, Mike Alstott, vs. San Francisco, 1/12/03
- 12, Martin Gramatica, vs. Oakland, 1/26/03
- 12, Keenan McCardell, vs. Oakland, 1/26/03
- 12, Dwight Smith, vs. Oakland, 1/26/03

MOST TOUCHDOWNS, GAME

- 2, Ricky Bell, vs. Philadelphia, 12/29/79
- 2, Mike Alstott, vs. San Francisco, 1/12/03
- 2, Keenan McCardell, vs. Oakland, 1/26/03
- 2, Dwight Smith, vs. Oakland, 1/26/03

MOST PATS MADE, GAME

- 6, Martin Gramatica, vs. Oakland, 1/26/03

MOST PATS ATTEMPTED, GAME

- 6, Martin Gramatica, vs. Oakland, 1/26/03

MOST FIELD GOALS MADE, GAME

- 3, Martin Gramatica, at Philadelphia, 1/12/02

MOST FIELD GOALS ATTEMPTED, GAME

- 3, Martin Gramatica, at Philadelphia, 1/12/02

LONGEST FIELD GOAL

- 48, Martin Gramatica, vs. Oakland, 1/26/03

RUSHING

MOST YARDS GAINED, GAME

- 142, Ricky Bell, vs. Philadelphia, 12/29/79
- 124, Michael Pittman, vs. Oakland, 1/26/03
- 93, James Wilder, at Dallas, 1/9/83

MOST ATTEMPTS, GAME

- 38, Ricky Bell, vs. Philadelphia, 12/29/79
- 29, Michael Pittman, vs. Oakland, 1/26/03

LONGEST RUN

- 31t, Mike Alstott, vs. Detroit, 12/28/97
- 26, Ricky Bell, vs. Philadelphia, 12/29/79

BEST AVERAGE GAIN, GAME

(MIN. 10 ATTEMPTS)

- 6.6, James Wilder, at Dallas, 1/9/83
- 6.2, Mike Alstott, vs. Detroit, 12/28/97

MOST TOUCHDOWNS RUSHING, GAME

- 2, Ricky Bell, vs. Philadelphia, 12/29/79
- 2, Mike Alstott, vs. San Francisco, 1/12/03

PASSING

MOST ATTEMPTS, GAME

- 39, Jeff Garcia, vs. N.Y. Giants, 1/6/08
- 38, Chris Simms, vs. Washington, 1/7/06
- 36, Brad Johnson, at Philadelphia, 1/12/02
- 36, Trent Duffer, at Green Bay, 1/4/98

MOST COMPLETIONS, GAME

- 25, Chris Simms, vs. Washington, 1/7/06
- 23, Jeff Garcia, vs. N.Y. Giants, 1/6/08
- 22, Brad Johnson, at Philadelphia, 1/12/02
- 20, Brad Johnson, at Philadelphia, 1/19/03

MOST YARDS GAINED, GAME

- 259, Brad Johnson, at Philadelphia, 1/19/03
- 215, Brad Johnson, vs. Oakland, 1/26/03
- 207, Jeff Garcia, vs. N.Y. Giants, 1/6/08
- 202, Brad Johnson, at Philadelphia, 1/12/02

MOST TOUCHDOWN PASSES, GAME

- 2, Brad Johnson, vs. San Francisco, 1/12/03
- 2, Brad Johnson, vs. Oakland, 1/26/03

LONGEST PASS COMPLETION

- 75, Doug Williams (to Jimmie Giles), at Dallas, 1/2/82
- 71, Brad Johnson (to Joe Jurevicius), at Philadelphia, 1/19/03

MOST INTERCEPTIONS, GAME

- 4, Brad Johnson, at Philadelphia, 1/12/02
- 4, Doug Williams, at Dallas, 1/2/82
- 3, Doug Williams, at Dallas, 1/9/83

MOST TIMES SACKED, GAME

- 5, Shaun King, at St. Louis, 1/23/00

RECEIVING

MOST RECEPTIONS, GAME

- 8, Warrick Dunn, at Philadelphia, 1/12/02
- 7, Joey Galloway, vs. Washington, 1/7/06
- 6, Keyshawn Johnson, at Philadelphia, 12/31/00
- 6, Keyshawn Johnson, vs. Oakland, 1/26/03

MOST RECEIVING YARDS, GAME

- 106, Keyshawn Johnson, at Philadelphia, 12/31/00
- 98, Jimmie Giles, at Dallas, 1/2/82
- 85, Keyshawn Johnson, vs. San Francisco, 1/12/03

MOST TOUCHDOWN RECEPTIONS, GAME

- 2, Keenan McCardell, vs. Oakland, 1/26/03

TACKLES

MOST TACKLES, GAME

- 18, Derrick Brooks, vs. Washington, 1/15/00

SACKS

MOST SACKS, GAME

- 3, Warren Sapp, at Green Bay, 1/4/98
- 2, Simeon Rice, vs. Oakland, 1/26/03
- 2, Lee Roy Selmon, vs. Philadelphia, 12/29/79
- 2, Steve White, vs. Washington, 1/15/00
- 2, Simeon Rice, at Philadelphia, 1/12/02

DEFENSIVE TOUCHDOWNS

MOST, GAME

- 2, Dwight Smith, vs. Oakland, 1/26/03
- 1, Derrick Brooks, vs. Oakland, 1/26/03
- 1, Ronde Barber, at Philadelphia, 1/19/03
- 1, Hugh Green, at Dallas, 1/9/83

INTERCEPTIONS

MOST INTERCEPTIONS, GAME

- 2, Dwight Smith, vs. Oakland, 1/26/03
- 2, Dexter Jackson, vs. Oakland, 1/26/03
- 2, Donnie Abraham, at Green Bay, 1/4/98

MOST INTERCEPTION RETURN YARDS, GAME

- 94, Dwight Smith, vs. Oakland, 1/26/03

LONGEST INTERCEPTION RETURN

- 92t, Ronde Barber, at Philadelphia, 1/19/03

FUMBLE RECOVERIES

MOST OPPONENT FUMBLES RECOVERED, GAME

- 1, eight times, most recently Simeon Rice and Ellis Wyms, at Philadelphia, 1/19/03

LONGEST FUMBLE RETURN

60t, Hugh Green, at Dallas, 1/9/83

PUNTING

MOST PUNTS, GAME

10, Mark Royals, vs. Washington, 1/15/00

GROSS YARDS AVERAGE, GAME (MIN. 4)

47.3, Tom Tupa, vs. San Francisco, 1/12/03

NET YARDS AVERAGE, GAME (MIN. 4)

39.4, Sean Landeta, vs. Detroit, 12/28/97

LONGEST PUNT

- 56, Mark Royals, at Philadelphia, 12/31/00
- 53, Tom Blanchard, at St. Louis, 1/23/00; L.A. Rams, 1/6/80
- 53, Mark Royals, vs. Washington, 1/15/00

PUNT RETURNS

MOST PUNT RETURNS, GAME

- 4, Mark Jones, vs. Washington, 1/7/06
- 4, Karl Williams, at St. Louis, 1/23/00
- 3, Karl Williams, at Philadelphia, 1/12/02
- 3, Danny Reece, vs. Philadelphia, 12/29/79

MOST PUNT RETURN YARDS, GAME

- 45, Karl Williams, at St. Louis, 1/23/00
- 37, Mark Jones, vs. Washington, 1/7/06
- 33, Danny Reece, vs. Philadelphia, 12/29/79

BEST PUNT RETURN AVERAGE, GAME (MIN. 3)

11.2, Karl Williams, at St. Louis, 1/23/00

LONGEST PUNT RETURN

25, Karl Williams, vs. Oakland, 1/26/03

KICKOFF RETURNS

MOST KICKOFF RETURNS, GAME

- 5, Micheal Spurlock, vs. N.Y. Giants, 1/6/08
- 5, James Owens, at Dallas, 1/9/83

MOST KICKOFF RETURN YARDS, GAME

- 110, James Owens, at Dallas, 1/9/83
- 106, Micheal Spurlock, vs. N.Y. Giants, 1/6/08
- 106, Isaac Hagins, vs. L.A. Rams, 1/6/80

BEST KICKOFF RETURN AVERAGE, GAME (MIN. 3)

30.7, James Owens, at Dallas, 1/2/82
26.5, Isaac Hagins, vs. L.A. Rams, 1/6/80

LONGEST KICKOFF RETURN

- 35, Frank Murphy, at Philadelphia, 1/12/02
- 35, James Owens, at Dallas, 1/2/82
- 33, John Holt, at Dallas, 1/2/82

TEAM

SCORING

MOST POINTS, GAME

48, vs. Oakland, 1/26/03
31, vs. San Francisco, 1/12/03

FEWEST POINTS, GAME

- 0, vs. L.A. Rams, 1/6/80
- 0, at Dallas, 1/2/82

MOST TOUCHDOWNS, GAME

- 6, vs. Oakland, 1/26/03
- 4, vs. San Francisco, 1/12/03

MOST FIELD GOALS, GAME

- 3, at Philadelphia, 1/12/02
- 2, five times, most recently, vs. Oakland, 1/26/03

MOST FIELD GOAL ATTEMPTS, GAME

- 3, at Philadelphia, 1/12/02
- 2, five times, most recently, vs. Oakland, 1/26/03

FIRST DOWNS

MOST FIRST DOWNS, GAME

- 24, vs. Oakland, 1/26/03
- 21, vs. San Francisco, 1/12/03
- 20, vs. N.Y. Giants, 1/6/08
- 17, vs. Washington, 1/7/06
- 17, vs. Philadelphia, 12/29/79

FEWEST FIRST DOWNS, GAME

7, vs. L.A. Rams, 1/6/80

MOST FIRST DOWNS, RUSHING, GAME

12, vs. Philadelphia, 12/29/79

FEWEST FIRST DOWNS, RUSHING, GAME

2, at Philadelphia, 12/31/00

MOST FIRST DOWNS, PASSING, GAME

- 15, vs. Oakland, 1/26/03
- 11, vs. N.Y. Giants, 1/6/08
- 11, vs. Washington, 1/7/06
- 11, vs. San Francisco, 1/12/03
- 11, at Philadelphia, 1/12/02

FEWEST FIRST DOWNS, PASSING, GAME

- 4, vs. Philadelphia, 12/29/79
- 4, vs. L.A. Rams, 1/6/80
- 4, at Dallas, 1/9/83

MOST FIRST DOWNS, PENALTY, GAME

- 3, vs. Oakland, 1/26/03
- 3, vs. San Francisco, 1/12/03

FEWEST FIRST DOWNS, PENALTY, GAME

- 0, at Philadelphia, 1/19/03
- 0, vs. L.A. Rams, 1/6/80

TOTAL NET YARDS

MOST NET YARDS, GAME

365, vs. Oakland, 1/26/03
329, vs. San Francisco, 1/12/03

FEWEST NET YARDS, GAME

177, vs. L.A. Rams, 1/6/80
186, vs. Washington, 1/15/00

RUSHING

MOST RUSHING ATTEMPTS, GAME

55, vs. Philadelphia, 12/29/79
42, vs. Oakland, 1/26/03

FEWEST RUSHING ATTEMPTS, GAME

19, at Philadelphia, 12/31/00
21, at Dallas, 1/9/83

MOST RUSHING YARDS, GAME

186, vs. Philadelphia, 12/29/79
150, vs. Oakland, 1/26/03

FEWEST RUSHING YARDS, GAME

44, vs. Washington, 1/15/00
49, at Philadelphia, 1/19/03

MOST RUSHING TOUCHDOWNS, GAME

2, vs. San Francisco, 1/12/03
2, vs. Philadelphia, 12/29/79

FEWEST RUSHING TOUCHDOWNS, GAME

0, six times, last at Philadelphia, 1/12/02

PASSING

MOST ATTEMPTS, GAME

- 39, vs. N.Y. Giants, 1/6/08
- 38, vs. Washington, 1/7/06
- 37, at Green Bay, 1/4/98
- 36, at Philadelphia, 1/12/02

FEWEST ATTEMPTS, GAME

- 15, vs. Philadelphia, 12/29/79
- 26, vs. Detroit, 12/28/97

MOST COMPLETIONS, GAME

- 25, vs. Washington, 1/7/06
- 23, vs. N.Y. Giants, 1/6/08
- 22, at Philadelphia, 1/12/02
- 20, at Philadelphia, 1/19/03

FEWEST COMPLETIONS, GAME

- 5, vs. L.A. Rams, 1/6/80
- 7, vs. Philadelphia, 12/29/79

MOST NET PASSING YARDS, GAME

- 259, at Philadelphia, 1/19/03
- 215, vs. Oakland, 1/26/03
- 208, vs. San Francisco, 1/12/03

FEWEST NET PASSING YARDS, GAME

- 85, vs. L.A. Rams, 1/6/80
- 113, at Dallas, 1/9/83

MOST PASSING TOUCHDOWNS, GAME

- 2, vs. Oakland, 1/26/03
- 2, vs. San Francisco, 1/12/03

FEWEST PASSING TOUCHDOWNS, GAME

- 0, seven times, last vs. Washington, 1/7/06

MOST INTERCEPTIONS THROWN, GAME

- 4, at Philadelphia, 1/12/02
- 4, at Dallas, 1/2/82
- 3, at Dallas, 1/9/83

FEWEST INTERCEPTIONS, GAME

- 0, at Philadelphia, 12/31/00

SACKS

MOST SACKS, GAME

- 5, vs. Oakland, 1/26/03
- 5, at Dallas, 1/9/83

INTERCEPTIONS

MOST INTERCEPTIONS, GAME

- 5, vs. Oakland, 1/26/03

MOST INTERCEPTION RETURN YARDS, GAME

- 172, vs. Oakland, 1/26/03

PUNTING

MOST PUNTS, GAME

- 10, vs. Washington, 1/15/00
- 8, vs. L.A. Rams, 1/6/80

GROSS YARDS AVERAGE, GAME (MIN. 4)

- 47.3, vs. San Francisco, 1/12/03
- 43.5, at Dallas, 1/9/83

NET YARDS AVERAGE, GAME (MIN. 4)

- 39.4, vs. Detroit, 12/28/97
- 37.4, vs. Washington, 1/15/00

PUNT RETURNS

MOST PUNT RETURNS, GAME

- 4, vs. Washington, 1/7/06
- 4, at St. Louis, 1/23/00

MOST PUNT RETURN YARDS, GAME

- 45, at St. Louis, 1/23/00
- 37, vs. Washington, 1/7/06
- 33, vs. Philadelphia, 12/29/79

BEST PUNT RETURN AVERAGE, GAME (MIN. 3)

- 11.2, at St. Louis, 1/23/00

KICKOFF RETURNS

MOST KICKOFF RETURNS, GAME

- 6, at Philadelphia, 1/12/02
- 5, vs. N.Y. Giants, 1/6/08
- 5, at Dallas, 1/9/83
- 5, at Dallas, 1/2/82
- 5, at Green Bay, 1/4/98

MOST KICKOFF RETURN YARDS, GAME

- 147, at Dallas, 1/2/82
- 138, at Philadelphia, 1/12/02
- 110, at Dallas, 1/9/83

BEST KICKOFF RETURN AVERAGE, GAME (MIN. 3)

- 29.4, at Dallas, 1/2/82
- 26.5, vs. L.A. Rams, 1/6/80

PENALTIES

MOST PENALTIES, GAME

- 10, vs. San Francisco, 1/12/03
- 10, at Dallas, 1/2/82

FEWEST PENALTIES, GAME

- 2, vs. Washington, 1/15/00

MOST PENALTY YARDS, GAME

- 105, vs. Philadelphia, 12/29/79
- 105, at Dallas, 1/2/82

FEWEST PENALTY YARDS, GAME

- 15, at St. Louis, 1/23/00
- 16, at Philadelphia, 1/19/03
- 25, vs. N.Y. Giants, 1/6/08
- 25, vs. Washington, 1/15/00
- 25, vs. Detroit, 12/28/97

CAREER PLAYOFF LEADERS

RUSHING YARDS

	PLAYER	G	NO.	YDS.	AVG.	LG	TD
1.	Mike Alstott	10	112	341	3.0	31t	7
2.	Warrick Dunn	6	75	219	2.9	13	0
3.	Ricky Bell	2	58	201	3.4	26	2
4.	Michael Pittman	5	55	187	3.4	24	0
5.	Earnest Graham	2	18	63	3.5	11	1

RECEPTIONS

	PLAYER	G	NO.	YDS.	AVG.	LG	TD
1.	Warrick Dunn	6	26	168	6.5	22	0
2.	Keyshawn Johnson	5	23	375	16.3	46	1
3.	Mike Alstott	10	21	161	7.7	26	0
4.	Michael Pittman	5	14	155	11.1	31	0
5.	Dave Moore	7	9	119	13.2	28	0

PASSER RATING

	PLAYER	G	ATT.	COMP.	YDS.	PCT.	TD	INT	RATING
1.	Brad Johnson	4	134	75	872	56.0	5	7	66.5
2.	Jeff Garcia	1	39	23	207	59.0	1	2	60.5
3.	Chris Simms	1	38	25	198	65.8	0	2	56.7
4.	Shaun King	3	92	45	491	48.9	1	3	55.1
5.	Trent Dilfer	2	62	24	381	38.7	1	3	45.2

SCORING

	PLAYER	G	TD	FG	PAT	TP
1.	Martin Gramatica	7	0	11-12	15-15	48
2.	Mike Alstott	10	7	0-0	0-0	42
3.	Ricky Bell	2	2	0-0	0-0	12
3.	Keenan McCardell	3	2	0-0	0-0	12
3.	Dwight Smith	3	2	0-0	0-0	12

PUNTING (AVG.)

	PLAYER	G	NO.	YDS.	AVG.	LG
1.	Sean Landeta	2	9	371	41.22	50
2.	Mark Royals	4	26	1,071	41.19	56
3.	Larry Swider	2	11	453	41.18	52

KICKOFF RETURNS (AVG.)

	PLAYER	G	NO.	YDS.	AVG.	LG	TD
1.	John Holt	2	2	55	27.5	33	0
2.	James Owens	2	8	202	25.3	35	0
3.	Michael Pittman	5	4	96	24.0	27	0

PUNT RETURNS (AVG.)

	PLAYER	G	NO.	YDS.	AVG.	LG	TD
1.	Danny Reece	2	5	47	9.4	13	0
2.	Mark Jones	1	4	37	9.3	24	0
3.	Karl Williams	9	16	131	8.2	25	0

INTERCEPTIONS

	PLAYER	G	NO.	YDS.	AVG.	LG	TD
1.	Dwight Smith	4	3	100	33.3	50t	2
1.	Dexter Jackson	5	3	43	14.3	25	0
1.	Donnie Abraham	3	3	0	0.0	0	0
4.	Ronde Barber	10	2	117	58.5	92t	1
4.	Derrick Brooks	11	2	44	22.0	44t	1
4.	Brian Kelly	9	2	18	9.0	15	0

TOP BUCCANEERS PERFORMANCES

100-YARD RUSHING GAMES (120)

PLAYER	ATT.	YARDS	OPPONENT	DATE
Jimmy DuBose	24	109	at N.Y. Giants	10/15/78
Ricky Bell	21	104	at L.A. Rams	11/5/78
Jerry Eckwood	20	121	vs. Detroit	9/1/79
Jerry Eckwood (2)	23	120	at Chicago	9/30/79
Ricky Bell (2)	10	101	vs. New Orleans	10/14/79
Ricky Bell (3)	28	167	vs. Green Bay	10/21/79
Ricky Bell (4)	22	152	vs. N.Y. Giants	11/18/79
Ricky Bell (5)	28	101	vs. Minnesota	11/25/79
Ricky Bell (6)	39	137	vs. Kansas City	12/16/79
Ricky Bell (7) *	38	142	vs. Philadelphia	12/29/79
Ricky Bell (8)	26	130	vs. N.Y. Giants	11/2/80
Jerry Eckwood (3)	23	114	at Chicago	9/20/81
Jerry Eckwood (4)	21	110	vs. Chicago	11/1/81
James Owens	16	112	vs. Green Bay	11/22/81
James Wilder	42	126	at Pittsburgh	10/30/83
James Wilder (2)	31	219	at Minnesota	11/6/83
James Wilder (3)	24	112	at N.Y. Giants	9/23/84
James Wilder (4)	43	172	vs. Green Bay	9/30/84
James Wilder (5)	30	146	at Minnesota	11/4/84
James Wilder (6)	28	125	vs. Atlanta	12/9/84
James Wilder (7)	31	103	vs. N.Y. Jets	12/16/84
James Wilder (8)	27	166	at Chicago	9/8/85
James Wilder (9)	22	113	vs. Minnesota	9/15/85
James Wilder (10)	26	114	at New Orleans	9/22/85
James Wilder (11)	27	104	at Detroit	9/29/85
James Wilder (12)	29	120	vs. St. Louis	11/10/85
Nathan Wonsley	18	138	at Detroit	9/21/86
Nathan Wonsley (2)	18	108	at L.A. Rams	10/5/86
James Wilder (13)	25	110	at Kansas City	10/26/86
James Wilder (14)	24	130	vs. Detroit	11/23/86
Lars Tate	18	106	at Detroit	11/13/88
William Howard	23	101	at New England	12/11/88
Lars Tate (2)	18	112	vs. Chicago	10/8/89
Gary Anderson	22	108	at Minnesota	9/30/90
Vinny Testaverde	7	105	vs. Minnesota	12/16/90
Reggie Cobb	21	139	vs. Detroit	11/10/91
Reggie Cobb (2)	22	110	vs. N.Y. Giants	11/24/91
Reggie Cobb (3)	26	107	at Detroit	9/27/92
Reggie Cobb (4)	24	109	at Chicago	10/18/92
Reggie Cobb (5)	28	114	vs. Chicago	11/15/92
Reggie Cobb (6)	26	100	vs. L.A. Rams	12/6/92
Reggie Cobb (7)	25	113	vs. Detroit	10/3/93
Errict Rhett	25	112	at Detroit	11/13/94
Errict Rhett (2)	24	111	at Seattle	11/20/94
Errict Rhett (3)	40	192	vs. Washington	12/4/94
Errict Rhett (4)	31	119	vs. L.A. Rams	12/11/94
Errict Rhett (5)	27	104	vs. Washington	9/24/95
Errict Rhett (6)	25	144	at Detroit	11/12/95
Errict Rhett (7)	24	100	vs. Jacksonville	11/19/95
Errict Rhett (8)	22	118	vs. Green Bay	12/10/95
Reggie Brooks	15	114	at Denver	9/15/96
Warrick Dunn	24	130	at Detroit	9/7/97
Warrick Dunn (2)	16	101	at Minnesota	9/14/97
Warrick Dunn (3)	16	125	at Green Bay	10/5/97
Warrick Dunn (4)	24	120	at N.Y. Giants	11/30/97
Warrick Dunn (5)	16	119	vs. Chicago	12/21/97
Mike Alstott	20	103	vs. Chicago	9/20/98
Mike Alstott (2)	19	128	vs. Minnesota	11/1/98
Warrick Dunn (6)	18	115	vs. Minnesota	11/1/98
Warrick Dunn (7)	16	107	at Jacksonville	11/15/98
Mike Alstott (3)	25	131	vs. Denver	9/26/99
Mike Alstott (4)	25	117	at New Orleans	11/7/99
Warrick Dunn (8)	20	106	vs. Buffalo	11/26/00

Warrick Dunn (9)	22	210	vs. Dallas	12/3/00
Warrick Dunn (10)	22	145	vs. St. Louis	12/18/00
Mike Alstott (5)	28	129	vs. Minnesota	10/28/01
Mike Alstott (6)	24	101	vs. New Orleans	12/23/01
Mike Alstott (7)	17	126	vs. Cleveland	10/13/02
Michael Pittman **	29	124	vs. Oakland	1/26/03
Michael Pittman (2)	16	106	vs. Indianapolis	10/6/03
Michael Pittman (3)	30	113	vs. Dallas	10/26/03
Thomas Jones	9	134	vs. Green Bay	11/16/03
Thomas Jones (2)	34	134	vs. Houston	12/14/03
Michael Pittman (4)	23	109	vs. Chicago	10/24/04
Michael Pittman (5)	15	128	vs. Kansas City	11/7/04
Michael Pittman (6)	21	106	vs. San Francisco	11/21/04
Michael Pittman (7)	24	131	vs. New Orleans	12/19/04
Carnell Williams	27	148	at Minnesota	9/11/05
Carnell Williams (2)	24	128	vs. Buffalo	9/18/05
Carnell Williams (3)	37	158	at Green Bay	9/25/05
Michael Pittman (8)	15	127	vs. Miami	10/16/05
Carnell Williams (4)	19	116	at Atlanta	11/20/05
Carnell Williams (5)	29	112	at Carolina	12/11/05
Carnell Williams (6)	31	150	vs. Atlanta	12/24/05
Carnell Williams (7)	20	111	at New Orleans	10/8/06
Carnell Williams (8)	27	122	vs. Washington	11/19/06
Earnest Graham	34	124	vs. Arizona	11/4/07
Earnest Graham (2)	17	102	at Atlanta	11/18/07
Earnest Graham (3)	22	106	at New Orleans	12/2/07
Earnest Graham (4)	15	116	vs. Atlanta	9/14/08
Earnest Graham (5)	20	111	vs. Green Bay	9/28/08
Warrick Dunn (11)	22	115	vs. Carolina	10/12/08
Carnell Williams (9)	24	129	at New Orleans	12/27/09
LeGarrette Blount	22	120	at Arizona	10/31/10
LeGarrette Blount (2)	20	103	vs. Atlanta	12/5/10
LeGarrette Blount (3)	13	110	vs. Detroit	12/19/10
LeGarrette Blount (4)	18	164	vs. Seattle	12/26/10
LeGarrette Blount (5)	25	127	vs. Indianapolis	10/3/11
Earnest Graham (6)	17	109	vs. New Orleans	10/16/11
LeGarrette Blount (6)	18	107	at Green Bay	11/20/11
LeGarrette Blount (7)	20	103	at Tennessee	11/27/11
Doug Martin	29	135	at Minnesota	10/25/12
Doug Martin (2)	25	251	at Oakland	11/4/12
Doug Martin (3)	24	138	at Carolina	11/18/12
Doug Martin (4)	28	128	vs. Philadelphia	12/9/12
Doug Martin (5)	28	142	at Atlanta	12/30/12
Doug Martin (6)	29	144	vs. New Orleans	9/15/13
Mike James	28	158	at Seattle	11/3/13
Bobby Rainey	30	163	vs. Atlanta	11/17/13
Bobby Rainey (2)	22	127	vs. Buffalo	12/8/13
Bobby Rainey (3)	22	144	vs. St. Louis	9/14/14
Doug Martin (7)	19	108	vs. New Orleans	12/28/14
Doug Martin (8)	20	106	vs. Carolina	10/4/15
Doug Martin (9)	24	123	vs. Jacksonville	10/11/15
Doug Martin (10)	19	136	at Washington	10/25/15
Doug Martin (11)	27	235	at Philadelphia	11/22/15
Jacquizz Rodgers	30	101	at Carolina	10/10/16
Jacquizz Rodgers (2)	26	154	at San Francisco	10/23/16
Peyton Barber	23	102	at Green Bay	12/3/17
Peyton Barber (2)	18	106	at N.Y. Giants	11/18/18
Ronald Jones	11	106	vs. Atlanta	12/29/19

* Playoff game

** Super Bowl XXXVII

100-YARD RUSHERS SUMMARY (*Includes one playoff game and **Super Bowl XXXVII)

James Wilder (14), Warrick Dunn (11), Doug Martin (11), Carnell Williams (9), Ricky Bell (8*), Michael Pittman (8**), Erric Rhett (8), Mike Alstott (7), LeGarrette Blount (7), Reggie Cobb (7), Earnest Graham (6), Jerry Eckwood (4), Bobby Rainey (3), Peyton Barber (2), Thomas Jones (2), Jacquizz Rodgers (2), Lars Tate (2), Nathan Wonsley (2), Gary Anderson (1), Reggie Brooks (1), Jimmy DuBose (1), William Howard (1), Mike James (1), **Ronald Jones (1)**, James Owens (1), Vinny Testaverde (1)

100-YARD RECEIVING GAMES (196)

PLAYER	REC.	YARDS	OPPONENT	DATE
Morris Owens	9	166	at Seattle	10/16/77
Morris Owens (2)	5	113	vs. N.Y. Giants	11/13/77
Morris Owens (3)	4	138	vs. St. Louis	12/18/77
Morris Owens (4)	5	132	vs. Minnesota	10/1/78
Isaac Hagins	5	139	at Minnesota	10/28/79
Jimmie Giles	4	105	at Dallas	9/21/80
Jerry Eckwood	10	101	vs. Cleveland	9/28/80
Gordon Jones	7	106	vs. Cleveland	9/28/80
Jimmie Giles (2)	6	128	vs. Pittsburgh	11/9/80
Gordon Jones (2)	7	121	at Minnesota	11/16/80
Kevin House	3	138	vs. Chicago	12/20/80
Jimmie Giles (3)	5	109	at Chicago	9/20/81
Kevin House (2)	4	178	at Oakland	10/18/81
Kevin House (3)	6	107	at New Orleans	11/29/81
Kevin House (4)	5	126	vs. Atlanta	12/6/81
Jimmie Giles (4)	5	100	at Minnesota	9/12/82
Kevin House (5)	4	105	vs. Washington	9/19/82
James Wilder	11	116	at N.Y. Jets	12/12/82
James Wilder (2)	11	126	vs. Cincinnati	9/25/83
Kevin House (6)	5	110	at Cleveland	11/13/83
Kevin House (7)	6	156	at San Francisco	12/4/83
Kevin House (8)	8	136	at Detroit	12/18/83
Kevin House (9)	7	126	vs. Minnesota	10/7/84
Gerald Carter	10	109	vs. Chicago	10/21/84
Kevin House (10)	10	100	at Kansas City	10/28/84
Gerald Carter (2)	9	166	at San Francisco	11/18/84
Kevin House (11)	6	105	at Green Bay	12/2/84
Jimmie Giles (5)	7	112	vs. Chicago	10/6/85
Kevin House (12)	6	100	vs. Chicago	10/6/85
Jimmie Giles (6)	7	116	at Miami	10/20/85
Kevin House (13)	4	111	at Miami	10/20/85
Jimmie Giles (7)	6	134	vs. St. Louis	11/10/85
Kevin House (14)	4	131	vs. Indianapolis	12/15/85
Gerald Carter (3)	7	143	at Green Bay	11/16/86
Calvin Magee	8	143	at Chicago	12/7/86
Steve Holloway #	8	107	vs. Minnesota	10/18/87
Mark Carrier	8	212	at New Orleans	12/6/87
Gerald Carter (4)	5	116	vs. St. Louis	12/20/87
Bruce Hill	8	157	vs. Philadelphia	9/4/88
Ron Hall	7	121	at Indianapolis	10/16/88
Bruce Hill (2)	7	162	at Indianapolis	10/16/88
Mark Carrier (2)	9	142	vs. Miami	10/30/88
Mark Carrier (3)	5	120	vs. New Orleans	9/24/89
Mark Carrier (4)	6	105	vs. Chicago	10/8/89
Bruce Hill (3)	6	107	vs. Chicago	10/8/89
Mark Carrier (5)	8	106	at Washington	10/22/89
Mark Carrier (6)	7	100	at Cincinnati	10/29/89
Bruce Hill (4)	7	125	at Cincinnati	10/29/89
James Wilder (3)	8	107	vs. Cleveland	11/5/89
Mark Carrier (7)	6	164	at Chicago	11/19/89
Mark Carrier (8)	7	104	vs. Green Bay	12/3/89
Mark Carrier (9)	10	135	at Houston	12/10/89
Mark Carrier (10)	4	131	at Detroit	12/17/89
Mark Carrier (11)	6	101	vs. Pittsburgh	12/24/89
Bruce Hill (5)	5	104	at Minnesota	9/30/90
Mark Carrier (12)	6	113	vs. Dallas	10/21/90
Willie Drewrey	2	119	vs. Atlanta	12/2/90
Mark Carrier (13)	6	104	at Atlanta	11/17/91
Lawrence Dawsey	8	100	at Miami	12/1/91
Mark Carrier (14)	6	110	vs. Minnesota	12/8/91
Mark Carrier (15)	7	115	vs. Green Bay	9/13/92
Lawrence Dawsey (2)	5	107	vs. Green Bay	9/13/92
Courtney Hawkins	5	102	at Chicago	10/18/92
Lawrence Dawsey (3)	9	101	at Chicago	9/26/93
Horace Copeland	2	104	at Atlanta	10/31/93
Courtney Hawkins (2)	8	112	vs. Washington	12/5/93

Courtney Hawkins (3)	8	105	at Denver	12/26/93
Horace Copeland (2)	7	101	vs. San Diego	1/2/94
Charles Wilson	4	176	vs. L.A. Rams	12/11/94
Lawrence Dawsey (4)	7	116	at Washington	12/18/94
Horace Copeland (3)	5	155	at Philadelphia	9/3/95
Jackie Harris	5	108	at Carolina	10/1/95
Alvin Harper	6	117	vs. Cincinnati	10/8/95
Jackie Harris (2)	10	122	at Green Bay	11/26/95
Horace Copeland (4)	8	122	vs. Green Bay	12/10/95
Courtney Hawkins (4)	8	111	at Detroit	9/8/96
Warrick Dunn	6	106	vs. Miami	9/21/97
Horace Copeland (5)	6	105	vs. Detroit	10/12/97
Bert Emanuel	5	106	vs. Tennessee	11/8/98
Reidel Anthony	2	126	at Jacksonville	11/15/98
Jacquez Green	7	164	vs. Kansas City	11/14/99
Warrick Dunn (2)	6	115	vs. Detroit	12/12/99
Jacquez Green (2)	10	113	at Chicago	1/2/00
Jacquez Green (3)	5	104	vs. Chicago	9/10/00
Jacquez Green (4)	11	131	at Minnesota	10/9/00
Keyshawn Johnson (1)	6	121	vs. Minnesota	10/29/00
Keyshawn Johnson (2)	7	116	vs. St. Louis	12/18/00
Keyshawn Johnson (3)*	6	106	at Philadelphia	12/31/00
Keyshawn Johnson (4)	8	140	at Tennessee	10/14/01
Keyshawn Johnson (5)	10	159	vs. Pittsburgh	10/21/01
Warrick Dunn (3)	12	138	vs. Chicago	11/18/01
Keyshawn Johnson (6)	10	101	vs. Detroit	12/9/01
Keyshawn Johnson (7)	7	119	at Chicago	12/16/01
Keenan McCardell	4	108	at Cincinnati	9/29/02
Keyshawn Johnson (8)	6	131	at Atlanta	10/6/02
Keyshawn Johnson (9)	9	133	vs. Minnesota	11/3/02
Keenan McCardell (2)	11	107	at New Orleans	12/1/02
Joe Jurevicius	8	100	vs. Atlanta	12/8/02
Keyshawn Johnson (10)	8	132	vs. Pittsburgh	12/23/02
Keyshawn Johnson (11)	9	102	vs. Carolina	9/14/03
Keenan McCardell (3)	4	106	vs. Indianapolis	10/6/03
Keenan McCardell (4)	3	119	at San Francisco	10/19/03
Keyshawn Johnson (12)	10	124	vs. New Orleans	11/2/03
Keenan McCardell (5)	9	118	at Carolina	11/9/03
Keenan McCardell (6)	6	122	vs. Atlanta	12/20/03
Bill Schroeder	4	126	at Oakland	9/26/04
Michael Clayton	8	142	at St. Louis	10/18/04
Michael Pittman	8	134	at Carolina	11/28/04
Michael Clayton (2)	9	145	at San Diego	12/12/04
Joey Galloway	7	166	vs. Detroit	10/2/05
Joey Galloway (2)	8	149	at San Francisco	10/30/05
Joey Galloway (3)	7	131	vs. Washington	11/13/05
Joey Galloway (4)	7	138	vs. Chicago	11/27/05
Joey Galloway (5)	9	161	at Atlanta	9/17/06
Joey Galloway (6)	4	110	at New Orleans	10/8/06
Joey Galloway (7)	3	107	at Chicago	12/17/06
Joey Galloway (8)	8	118	vs. Seattle	12/31/06
Joey Galloway (9)	4	135	vs. New Orleans	9/16/07
Ike Hilliard	7	114	at Carolina	9/30/07
Joey Galloway (10)	6	115	vs. Jacksonville	10/28/07
Joey Galloway (11)	7	159	at New Orleans	12/2/07
Antonio Bryant	10	138	at Chicago	9/21/08
Antonio Bryant (2)	6	115	vs. Seattle	10/19/08
Antonio Bryant (3)	8	115	at Kansas City	11/2/08
Antonio Bryant (4)	9	200	at Carolina	12/8/08
Antonio Bryant (5)	8	108	at Atlanta	12/14/08
Antonio Bryant (6)	6	127	vs. San Diego	12/21/08
Kellen Winslow	9	102	at Philadelphia	10/11/09
Kellen Winslow (2)	7	102	at Miami	11/15/09
Antonio Bryant (7)	5	116	at Carolina	12/6/09
Mike Williams	4	105	at Arizona	10/31/10
Arrelious Benn	4	122	at Washington	12/12/10
Kellen Winslow (3)	9	132	at Green Bay	11/20/11
Vincent Jackson	5	128	at N.Y. Giants	9/16/12

Vincent Jackson (2)	6	100	vs. Washington	9/30/12
Mike Williams (2)	4	115	vs. Washington	9/30/12
Mike Williams (3)	4	113	vs. Kansas City	10/14/12
Vincent Jackson (3)	7	216	vs. New Orleans	10/21/12
Vincent Jackson (4)	6	131	vs. Philadelphia	12/9/12
Vincent Jackson (5)	7	108	vs. St. Louis	12/23/12
Mike Williams (4)	7	132	vs. St. Louis	12/23/12
Vincent Jackson (6)	7	154	at N.Y. Jets	9/8/13
Vincent Jackson (7)	9	114	vs. Philadelphia	10/13/13
Vincent Jackson (8)	10	138	at Atlanta	10/20/13
Vincent Jackson (9)	10	165	vs. Atlanta	11/17/13
Tiquan Underwood	3	108	at Detroit	11/24/13
Vincent Jackson (10)	8	144	at New Orleans	10/5/14
Mike Evans	7	124	at Cleveland	11/2/14
Mike Evans (2)	7	125	vs. Atlanta	11/9/14
Mike Evans (3)	7	209	at Washington	11/16/14
Vincent Jackson (11)	5	117	at Chicago	11/23/14
Louis Murphy	6	113	at Chicago	11/23/14
Vincent Jackson (12)	10	159	at Detroit	12/7/14
Austin Seferian-Jenkins	5	110	vs. Tennessee	9/13/15
Mike Evans (4)	7	101	at Houston	9/27/15
Vincent Jackson (13)	10	147	vs. Carolina	10/4/15
Mike Evans (5)	8	164	at Washington	10/25/15
Mike Evans (6)	8	150	vs. N.Y. Giants	11/8/15
Mike Evans (7)	8	126	vs. Dallas	11/15/15
Mike Evans (8)	9	157	at St. Louis	12/17/15
Mike Evans (9)	10	132	vs. Los Angeles	9/25/16
Adam Humphries	9	100	vs. Los Angeles	9/25/16
Mike Evans (10)	11	150	vs. Atlanta	11/3/16
Mike Evans (11)	6	105	at Kansas City	11/20/16
Mike Evans (12)	8	104	vs. Seattle	11/27/16
DeSean Jackson	5	106	vs. New England	10/5/17
Mike Evans (13)	6	107	at Carolina	12/24/17
Chris Godwin	7	111	vs. New Orleans	12/31/17
Adam Humphries	7	102	vs. New Orleans	12/31/17
DeSean Jackson (2)	5	146	at New Orleans	9/9/18
Mike Evans (14)	7	147	at New Orleans	9/9/18
DeSean Jackson (3)	4	129	vs. Philadelphia	9/16/18
Mike Evans (15)	6	137	vs. Pittsburgh	9/24/18
DeSean Jackson (4)	5	112	at Chicago	9/30/18
Mike Evans (16)	7	107	vs. Cleveland	10/21/18
Mike Evans (17)	6	179	at Cincinnati	10/28/18
Jacquizz Rodgers	8	102	vs. Washington	11/11/18
Chris Godwin (2)	7	103	vs. Washington	11/11/18
Mike Evans (18)	6	120	at N.Y. Giants	11/18/18
Mike Evans (19)	6	116	vs. San Francisco	11/25/18
Chris Godwin (3)	5	101	vs. Carolina	12/2/18
Mike Evans (20)	4	121	at Baltimore	12/16/18
Mike Evans (21)	6	106	vs. Atlanta	12/30/18
Chris Godwin (4)	6	114	vs. Atlanta	12/30/18
Chris Godwin (5)	8	121	at Carolina	9/12/19
Mike Evans (22)	8	190	vs. New York Giants	9/22/19
Chris Godwin (6)	12	172	at Los Angeles Rams	9/29/19
Chris Godwin (7)	7	125	at New Orleans	10/6/19
Chris Godwin (8)	10	151	vs. Carolina	10/13/19
Mike Evans (23)	11	198	at Tennessee	10/27/19
Mike Evans (24)	12	180	at Seattle	11/3/19
Chris Godwin (9)	7	184	at Atlanta	11/24/19
Chris Godwin (10)	5	121	at Detroit	12/15/19
Breshad Perriman (1)	5	113	at Detroit	12/15/19
Breshad Perriman (2)	7	102	vs. Houston	12/21/19
Breshad Perriman (3)	5	134	vs. Atlanta	12/29/19

Replacement game

* Playoff game

100-YARD RECEIVERS SUMMARY (*Includes one playoff game)

Mike Evans (24), Mark Carrier (15), Kevin House (14), Vincent Jackson (13), Keyshawn Johnson (12*), Joey Galloway (11), **Chris Godwin (10)**, Antonio Bryant (7), Jimmie Giles (7), Keenan McCardell (6), Horace Copeland (5), Bruce Hill (5), Gerald Carter (4), Lawrence Dawsey (4), Jacquez Green (4), Courtney Hawkins (4), DeSean Jackson (4), Morris Owens (4), Mike Williams (4), Warrick Dunn (3), Breshad Perriman (3), James Wilder (3), Kellen Winslow (3), Michael Clayton (2), Jackie Harris (2), Adam Humphries (2), Gordon Jones (2), Reidel Anthony (1), Arrelious Benn (1), Willie Drewrey (1), Jerry Eckwood (1), Bert Emanuel (1), Isaac Hagins (1), Ron Hall (1), Alvin Harper (1), Ike Hilliard (1), Steve Holloway (1), Joe Jurevicius (1), Calvin Magee (1), Louis Murphy (1), Michael Pittman (1), Jacquizz Rodgers (1), Bill Schroeder (1), Austin Seferian-Jenkins (1), Tiquan Underwood (1), Charles Wilson (1).

300-YARD PASSING GAMES (96)

PLAYER	ATT.	COMP.	YARDS	TD	OPPONENT	DATE
Doug Williams	35	16	311	1	vs. Minnesota	10/1/78
Doug Williams (2)	56	30	343	3	vs. Cleveland	9/28/80
Doug Williams (3)	45	21	302	3	vs. Pittsburgh	11/9/80
Doug Williams (4)	55	30	486	4	at Minnesota	11/16/80
Doug Williams (5)	29	16	350	1	vs. Chicago	12/20/80
Doug Williams (6)	40	17	324	1	at Chicago	9/20/81
Doug Williams (7)	30	16	335	2	at Oakland	10/18/81
Doug Williams (8)	29	19	336	2	vs. Atlanta	12/6/81
Doug Williams (9)	35	22	321	1	vs. San Diego	12/13/81
Doug Williams (10)	49	25	367	2	vs. Chicago	1/2/83
Jack Thompson	40	30	316	1	vs. Cincinnati	9/25/83
Jack Thompson (2)	46	25	337	3	at San Francisco	12/4/83
Jack Thompson (3)	42	28	373	3	at Detroit	12/18/83
Steve DeBerg	41	26	316	2	at San Francisco	11/18/84
Steve DeBerg (2)	44	27	322	2	vs. L.A. Rams	11/25/84
Steve DeBerg (3)	43	23	346	2	vs. Chicago	10/6/85
Steve DeBerg (4)	32	19	365	4	at Miami	10/20/85
Steve DeBerg (5)	34	24	333	5	vs. Atlanta	9/13/87
Steve DeBerg (6)	37	23	303	3	at St. Louis	11/8/87
Vinny Testaverde	47	22	369	2	at New Orleans	12/6/87
Vinny Testaverde (2)	45	21	324	2	vs. Philadelphia	9/4/88
Vinny Testaverde (3)	37	20	300	1	vs. Green Bay	10/2/88
Vinny Testaverde (4)	42	25	469	2	at Indianapolis	10/16/88
Vinny Testaverde (5)	52	22	305	1	at Chicago	11/6/88
Vinny Testaverde (6)	38	19	311	3	at Washington	10/22/89
Vinny Testaverde (7)	39	23	336	3	at Cincinnati	10/29/89
Vinny Testaverde (8)	50	27	370	2	vs. Cleveland	11/5/89
Vinny Testaverde (9)	48	31	328	2	at Houston	12/10/89
Vinny Testaverde (10)	33	17	351	2	vs. Atlanta	12/2/90
Vinny Testaverde (11)	41	23	330	2	vs. Minnesota	12/8/91
Vinny Testaverde (12)	25	22	363	2	vs. Green Bay	9/13/92
Craig Erickson	28	18	318	4	at Atlanta	10/31/93
Craig Erickson (2)	24	19	313	3	vs. Indianapolis	9/11/94
Trent Dilfer	48	27	312	0	at Green Bay	11/26/95
Trent Dilfer (2)	40	30	327	0	at San Diego	11/17/96
Trent Dilfer (3)	39	25	301	2	at Minnesota	10/3/99
Brad Johnson	56	40	399	0	vs. Chicago	11/18/01
Brad Johnson (2)	54	31	305	1	vs. Detroit	12/9/01
Brad Johnson (3)	31	24	313	5	vs. Minnesota	11/3/02
Brad Johnson (4)	61	34	339	1	vs. Carolina	9/14/03
Brad Johnson (5)	39	26	318	3	vs. Indianapolis	10/6/03
Brad Johnson (6)	46	27	321	2	vs. New Orleans	11/2/03
Brad Johnson (7)	48	34	346	4	vs. Atlanta	12/20/03
Brad Johnson (8)	36	22	309	2	at Oakland	9/26/04
Brian Griese	39	27	347	2	at Carolina	11/28/04
Brian Griese (2)	50	36	392	3	at San Diego	12/12/04
Brian Griese (3)	41	30	321	3	vs. Carolina	12/26/04
Brian Griese (4)	39	22	302	2	vs. Detroit	10/2/05
Chris Simms	53	28	313	0	at Atlanta	9/17/06
Jeff Garcia	45	37	316	2	at Detroit	10/21/07
Luke McCown	37	29	313	2	at New Orleans	12/2/07
Brian Griese (5)	67	38	407	2	at Chicago	9/21/08
Jeff Garcia (2)	36	27	310	1	vs. Seattle	10/19/08
Jeff Garcia (3)	43	31	339	1	at Kansas City	11/2/08
Jeff Garcia (4)	38	24	321	2	at Carolina	12/8/08
Josh Freeman	44	23	321	0	at Carolina	12/6/09
Josh Freeman (2)	41	23	303	2	vs. New Orleans	10/16/11
Josh Freeman (3)	38	28	342	2	at Green Bay	11/20/11
Josh Freeman (4)	26	15	328	3	vs. Kansas City	10/14/12
Josh Freeman (5)	42	24	420	3	vs. New Orleans	10/21/12
Josh Freeman (6)	54	30	372	1	vs. St. Louis	12/23/12
Mike Glennon	42	21	302	2	at Pittsburgh	9/28/14
Mike Glennon (2)	44	24	314	2	vs. Baltimore	10/12/14
Josh McCown	43	27	301	2	vs. Atlanta	11/9/14
Josh McCown (2)	48	25	341	1	at Chicago	11/23/14

Jameis Winston	50	29	363	2	at St. Louis	12/17/15
Jameis Winston (2)	47	29	325	0	at Carolina	1/3/16
Jameis Winston (3)	58	36	405	3	vs. Los Angeles	9/25/16
Jameis Winston (4)	33	23	312	2	vs. Chicago	11/13/16
Jameis Winston (5)	39	24	331	1	at Kansas City	11/20/16
Jameis Winston (6)	40	28	328	2	at Minnesota	9/24/17
Jameis Winston (7)	38	22	332	3	vs. N.Y. Giants	10/1/17
Jameis Winston (8)	46	26	334	1	vs. New England	10/5/17
Jameis Winston (9)	44	32	384	3	at Buffalo	10/22/17
Jameis Winston (10)	27	21	367	1	at Carolina	12/24/17
Jameis Winston (11)	51	28	363	1	vs. New Orleans	12/31/17
Ryan Fitzpatrick (1)	28	21	417	4	at New Orleans	9/9/18
Ryan Fitzpatrick (2)	33	27	402	4	vs. Philadelphia	9/16/18
Ryan Fitzpatrick (3)	30	50	411	3	vs. Pittsburgh	9/24/18
Jameis Winston (12)	41	30	385	4	at Atlanta	10/14/18
Jameis Winston (13)	52	32	365	0	vs. Cleveland	10/21/18
Ryan Fitzpatrick (4)	41	29	406	0	vs. Washington	11/11/18
Jameis Winston (14)	38	29	312	2	vs. San Francisco	11/25/18
Jameis Winston (15)	48	34	336	1	at Dallas	12/23/18
Jameis Winston (16)	35	22	345	4	vs. Atlanta	12/30/18
Jameis Winston (17)	37	23	380	3	vs. New York Giants	9/22/19
Jameis Winston (18)	41	28	385	4	at Los Angeles Rams	9/29/19
Jameis Winston (19)	54	30	400	1	vs. Carolina	10/13/19
Jameis Winston (20)	43	21	301	2	at Tennessee	10/27/19
Jameis Winston (21)	44	29	335	2	at Seattle	11/3/19
Jameis Winston (22)	48	30	358	1	vs. Arizona	11/10/19
Jameis Winston (23)	51	30	313	2	vs. New Orleans	11/17/19
Jameis Winston (24)	28	18	313	3	at Atlanta	11/24/19
Jameis Winston (25)	45	33	456	4	vs. Indianapolis	12/8/19
Jameis Winston (26)	42	28	458	4	at Detroit	12/15/19
Jameis Winston (27)	48	25	335	1	vs. Houston	12/21/19

* *Playoff game*

300-YARD PASSERS SUMMARY

Jameis Winston (27), Vinny Testaverde (12), Doug Williams (10), Brad Johnson (8), Steve DeBerg (6), Josh Freeman (6), Brian Griese (5), Ryan Fitzpatrick (4), Jeff Garcia (4), Trent Diller (3), Jack Thompson (3), Craig Erickson (2), Mike Glennon (2), Josh McCown (2), Luke McCown (1), Chris Simms (1)

MULTIPLE-SACK GAMES (176)

PLAYER	SACKS	OPPONENT	DATE
Lee Roy Selmon	2.0	at Houston	9/12/76
Council Rudolph	2.0	vs. Miami	10/24/76
Lee Roy Selmon (2)	2.0	at Philadelphia	9/18/77
Council Rudolph (2)	2.0	at Detroit	11/20/77
Lee Roy Selmon (3)	2.0	vs. Atlanta	11/27/77
Lee Roy Selmon (4)	2.0	vs. Chicago	12/4/77
Lee Roy Selmon (5)	3.0	at New Orleans	12/11/77
Lee Roy Selmon (6)	3.0	at Minnesota	9/17/78
Lee Roy Selmon (7)	2.0	at N.Y. Giants	10/15/78
Dave Pear	2.0	vs. Chicago	10/22/78
Dave Pear (2)	3.0	at San Francisco	12/10/78
Charley Hannah	2.0	at San Francisco	12/10/78
Randy Crowder	2.0	at Baltimore	9/9/79
David Lewis	2.0	at Baltimore	9/9/79
Lee Roy Selmon (8)	2.0	at Baltimore	9/9/79
Lee Roy Selmon (9)	2.0	at Green Bay	9/16/79
Lee Roy Selmon (10)	2.0	vs. L.A. Rams	9/23/79
Lee Roy Selmon (11) *	2.0	vs. Philadelphia	12/29/79
Randy Crowder (2)	2.0	at Cincinnati	9/7/80
Dave Stalls	2.0	vs. Detroit	11/23/80
David Logan	2.0	vs. Minnesota	12/7/80
Lee Roy Selmon (12)	3.0	at Detroit	12/14/80
Lee Roy Selmon (13)	2.0	vs. Minnesota	9/5/81
Hugh Green	2.0	vs. Denver	11/15/81
Lee Roy Selmon (14)	2.0	at New Orleans	11/29/81
Lee Roy Selmon (15)	2.0	at Detroit	12/20/81
Andy Hawkins	2.0	vs. Washington	9/19/82
Dave Stalls (2)	2.0	vs. Chicago	12/8/83

Lee Roy Selmon (16)	2.0	vs. Detroit	9/4/83
David Logan (2)	2.0	at Dallas	10/9/83
Lee Roy Selmon (17)	3.0	vs. New Orleans	10/23/83
David Logan (3)	2.0	at Pittsburgh	10/30/83
Lee Roy Selmon (18)	2.0	at Minnesota	11/6/83
David Logan (4)	2.0	vs. Minnesota	10/7/84
John Cannon	2.0	vs. N.Y. Jets	12/16/84
Hugh Green (2)	2.0	vs. N.Y. Jets	12/16/84
Lee Roy Selmon (19)	2.0	vs. N.Y. Jets	12/16/84
Ron Holmes	2.0	vs. L.A. Rams	10/13/85
David Logan (5)	2.0	vs. L.A. Rams	10/13/85
David Logan (6)	2.0	at N.Y. Giants	11/3/85
Kevin Kellin	2.5	vs. Atlanta	9/13/87
Calvin Turner #	3.0	vs. Minnesota	10/18/87
Miles Turpin #	2.0	vs. Minnesota	10/18/87
Ron Holmes (2)	2.5	vs. Chicago	10/25/87
Chris Washington	2.0	at Green Bay	11/1/87
Chris Washington (2)	2.0	at St. Louis	11/8/87
Curt Jarvis	2.0	at L.A. Rams	11/29/87
Ron Holmes (3)	3.0	vs. St. Louis	12/20/87
Ron Holmes (4)	2.0	vs. Minnesota	10/23/88
Kevin Murphy	2.0	vs. San Francisco	9/17/89
Kevin Murphy (2)	2.0	vs. New Orleans	9/24/89
Ray Goff	2.0	vs. Detroit	10/15/89
Reuben Davis	2.0	at Chicago	11/19/89
Ervin Randle	3.0	at Detroit	9/9/90
Broderick Thomas	3.0	at Dallas	10/7/90
Broderick Thomas (2)	2.0	vs. Chicago	11/4/90
Broderick Thomas (3)	2.0	at Detroit	9/29/91
Keith McCants	2.0	vs. Green Bay	10/27/91
Tim Newton	2.0	vs. Green Bay	10/27/91
Broderick Thomas (4)	2.0	vs. Detroit	11/10/91
Broderick Thomas (5)	2.0	vs. N.Y. Giants	11/24/91
Broderick Thomas (6)	2.0	vs. Indianapolis	12/22/91
Santana Dotson	2.0	vs. Phoenix	9/6/92
Santana Dotson (2)	2.0	vs. Green Bay	9/13/92
Ray Seals	2.0	vs. Green Bay	9/13/92
Broderick Thomas (7)	3.0	at Minnesota	9/20/92
Santana Dotson (3)	2.0	vs. Minnesota	11/8/92
Ray Seals (2)	2.0	vs. Minnesota	11/8/92
Keith McCants (2)	2.0	vs. Chicago	11/15/92
Ray Seals (3)	2.0	at Chicago	9/26/93
Eric Curry	2.0	at Minnesota	10/10/93
Chidi Ahanotu	2.0	vs. Jacksonville	11/19/95
Eric Curry (2)	2.0	vs. Detroit	12/23/95
Warren Sapp	2.0	vs. Seattle	9/22/96
Lonnie Marts	2.0	vs. Oakland	11/10/96
Warren Sapp (2)	2.0	at Minnesota	12/15/96
Hardy Nickerson	2.0	vs. Chicago	12/22/96
Warren Sapp (3)	2.5	vs. San Francisco	8/31/97
Brad Culpepper	3.0	vs. Arizona	9/28/97
Chidi Ahanotu (2)	2.0	vs. Arizona	9/28/97
Chidi Ahanotu (3)	2.0	at Green Bay	10/5/97
Brad Culpepper (2)	3.0	at Atlanta	11/9/97
Chidi Ahanotu (4)	2.0	at N.Y. Giants	11/30/97
Warren Sapp (4)	2.0	vs. Chicago	12/21/97
Warren Sapp (5) *	3.0	at Green Bay	1/4/98
Warren Sapp (6)	2.0	at Green Bay	9/13/98
Brad Culpepper (3)	2.0	vs. Green Bay	12/7/98
Regan Upshaw	2.0	vs. Green Bay	12/7/98
Steve White	2.0	vs. Pittsburgh	12/13/98
John Lynch	2.0	at Washington	12/19/98
Chidi Ahanotu (5)	3.0	at Philadelphia	9/19/99
Warren Sapp (7)	3.0	at Philadelphia	9/19/99
Marcus Jones	2.0	at Philadelphia	9/19/99
Marcus Jones (2)	2.0	at Green Bay	10/10/99
Warren Sapp (8)	2.0	at Green Bay	10/10/99
Brad Culpepper (4)	2.0	vs. Minnesota	12/6/99

Steve White (2) *	2.0	vs. Washington	1/15/00
Ronde Barber	2.5	vs. Chicago	9/10/00
Anthony McFarland	2.5	at Detroit	9/17/00
Warren Sapp (9)	3.0	at Detroit	9/17/00
Marcus Jones (3)	2.0	at Minnesota	10/9/00
Marcus Jones (4)	4.0	vs. Detroit	10/19/00
Warren Sapp (10)	2.0	vs. Detroit	10/19/00
Warren Sapp (11)	2.0	vs. Buffalo	11/26/00
Warren Sapp (12)	2.0	at St. Louis	12/18/00
Warren Sapp (13)	2.0	at Detroit	11/11/01
Steve White (3)	2.0	vs. Chicago	11/18/01
Warren Sapp (14)	2.0	at St. Louis	11/26/01
Simeon Rice	2.0	at Cincinnati	12/2/01
Simeon Rice (2)	2.0	at Chicago	12/16/01
Simeon Rice (3)	2.0	vs. New Orleans	12/23/01
Simeon Rice (4) *	2.0	at Philadelphia	1/12/02
Warren Sapp (15)	2.0	at Cincinnati	9/29/02
Warren Sapp (16)	2.0	vs. Cleveland	10/13/02
Simeon Rice (5)	2.0	at Carolina	10/27/02
Simeon Rice(6)	2.0	vs. Minnesota	11/3/02
Simeon Rice (7)	2.0	vs. Carolina	11/17/02
Simeon Rice (8)	2.0	vs. Green Bay	11/24/02
Simeon Rice (9)	3.0	at New Orleans	12/1/02
Simeon Rice (10) **	2.0	vs. Oakland	1/26/03
Simeon Rice (11)	2.0	at Philadelphia	9/8/03
Simeon Rice (12)	4.0	at Washington	10/12/03
Warren Sapp (17)	2.0	at Washington	10/12/03
Simeon Rice (13)	2.0	at Carolina	11/9/03
Warren Sapp (18)	2.0	vs. N.Y. Giants	11/24/03
Simeon Rice (14)	3.0	at New Orleans	12/7/03
Greg Spires	2.5	vs. Houston	12/14/03
Anthony McFarland (2)	2.0	vs. Seattle	9/19/04
Greg Spires (2)	2.0	at St. Louis	10/18/04
Simeon Rice (15)	2.0	vs. Chicago	10/24/04
Simeon Rice (16)	2.0	vs. Atlanta	12/5/04
Derrick Brooks	2.0	vs. Atlanta	12/5/04
Simeon Rice (17)	3.0	vs. New Orleans	12/19/04
Simeon Rice (18)	2.0	vs. Washington	11/13/05
Simeon Rice (19)	2.0	vs. Atlanta	12/24/05
Simeon Rice (20)	2.0	vs. New Orleans	1/1/06
Ellis Wymys	2.0	vs. Cincinnati	10/15/06
Greg Spires (3)	2.0	at Cleveland	12/24/06
Gaines Adams	2.0	at Atlanta	11/18/07
Stylez G. White	2.0	at Atlanta	11/18/07
Stylez G. White (2)	2.5	at Houston	12/9/07
Gaines Adams (2)	2.0	vs. Atlanta	9/14/08
Gaines Adams (3)	2.0	at Dallas	10/26/08
Jimmy Wilkerson	2.0	at Detroit	11/23/08
Jimmy Wilkerson (2)	3.0	at Philadelphia	10/11/09
Stylez G. White (3)	2.5	at Atlanta	11/29/09
Tim Crowder	2.0	at Carolina	9/19/10
Gerald McCoy	2.0	at Baltimore	11/28/10
Geno Hayes	2.0	vs. Seattle	12/26/10
Michael Bennett	2.0	vs. Indianapolis	10/3/11
Michael Bennett (2)	2.0	at Dallas	9/23/12
Gerald McCoy (2)	2.0	at Dallas	9/23/12
Michael Bennett (3)	2.0	vs. Philadelphia	12/9/12
Gerald McCoy (3)	2.0	vs. Philadelphia	12/9/12
Lavonte David	2.0	at N.Y. Jets	9/8/13
Mason Foster	2.0	at N.Y. Jets	9/8/13
Gerald McCoy (4)	3.0	vs. Atlanta	11/17/13
Michael Johnson	2.0	at Pittsburgh	9/28/14
Gerald McCoy (5)	2.0	at Cleveland	11/2/14
Jacquies Smith	2.0	at Washington	11/16/14
Jacquies Smith (2)	2.0	at Detroit	12/7/14
Jacquies Smith (3)	3.0	at New Orleans	9/20/15
Howard Jones	2.0	vs. Jacksonville	10/11/15

William Gholston	2.0	vs. Atlanta	12/6/15
Lavonte David (2)	2.0	vs. Carolina	1/1/17
Gerald McCoy (5)	2.0	vs. N.Y. Jets	11/12/17
Jason Pierre-Paul	2.0	vs. Pittsburgh	9/24/18
Carl Nassib	2.0	vs. Cleveland	10/21/18
Jason Pierre-Paul (2)	2.0	at Cincinnati	10/28/18
Gerald McCoy (6)	2.0	at N.Y. Giants	11/18/18
Lavonte David (3)	2.0	at Baltimore	12/13/18
Shaquil Barrett (1)	3.0	at Carolina	9/12/19
Shaquil Barrett (2)	4.0	vs. New York Giants	9/22/19
Devin White (1)	2.0	at Atlanta	11/24/19
Shaquil Barrett (3)	2.0	at Jacksonville	12/1/19
Jason Pierre-Paul (3)	3.0	vs. Houston	12/21/19
Shaquil Barrett (4)	3.0	vs. Atlanta	12/29/19
Jason Pierre-Paul (4)	2.0	vs. Atlanta	12/29/19

Replacement game

* Playoff game

** Super Bowl XXXVII

MULTIPLE-SACK GAMES SUMMARY (*Includes one playoff game and **Super Bowl XXXVII)

Simeon Rice (20**), Lee Roy Selmon (19), Warren Sapp (18), Gerald McCoy (7), Broderick Thomas (7), David Logan (6), Chidi Ahanotu (5), **Shaquil Barrett (4)**, Brad Culpepper (4), Ron Holmes (4), Marcus Jones (4), **Jason Pierre-Paul (4)**, Gaines Adams (3), Michael Bennett (3), **Lavonte David (3)**, Santana Dotson (3), Ray Seals (3), Jacquies Smith (3), Greg Spires (3), Steve White (3), Stylez G. White (3), Randy Crowder (2), Eric Curry (2), Hugh Green (2), Keith McCants (2), Anthony McFarland (2), Kevin Murphy (2), Dave Pear (2), Council Rudolph (2), Dave Stalls (2), Chris Washington (2), Jimmy Wilkerson (2), Ronde Barber (1), Derrick Brooks (1), John Cannon (1), Tim Crowder (1), Reuben Davis (1), Mason Foster (1), **William Gholston (1)**, Ray Goff (1), Charley Hannah (1), Andy Hawkins (1), Geno Hayes (1), Curt Jarvis (1), Michael Johnson (1), Howard Jones (1), Kevin Kellin (1), David Lewis (1), John Lynch (1), Lonnie Marts (1), Carl Nassib (1), Tim Newton (1), Hardy Nickerson (1), Ervin Randle (1), Miles Turpin (1), Calvin Turner (1), Regan Upshaw (1), **Devin White (1)**, Ellis Wyms (1)

TOP OPPONENT PERFORMANCES**100-YARD RUSHING GAMES (160)**

PLAYER	ATT.	YARDS	OPPONENT	DATE
Ronnie Coleman	25	142	at Houston	9/12/76
Bob Malone	22	118	vs. Miami	10/24/76
Otis Armstrong	18	116	at Denver	11/7/76
Clark Gaines	27	103	at N.Y. Jets	11/14/76
Rocky Bleier	29	118	at Pittsburgh	12/5/76
Andy Johnson	14	127	vs. New England	12/12/76
Walter Payton	33	101	vs. Chicago	12/4/77
Haskel Stanback	23	112	vs. Atlanta	9/24/78
Horace King	12	104	at Detroit	11/12/78
Roland Harper	25	144	at Chicago	11/26/78
Walter Payton (2)	27	105	at Chicago	11/26/78
Billy Taylor	33	148	at Chicago	10/7/79
Cullen Bryant *	18	106	vs. L.A. Rams	1/6/80
Tony Dorsett	20	100	at Dallas	9/21/80
Walter Payton (3)	28	133	at Chicago	10/6/80
Earl Campbell	33	203	at Houston	10/19/80
Walter Payton (4)	29	130	vs. Chicago	12/20/80
Wilbert Montgomery	22	119	at Philadelphia	10/25/81
Ted Brown	31	129	at Minnesota	11/8/81
George Rogers	23	120	at New Orleans	11/29/81
John Riggins	34	136	vs. Washington	9/19/82
Walter Payton (5)	26	109	vs. Chicago	1/2/83
Tony Dorsett (2) *	26	110	at Dallas	1/9/83
Walter Payton (6)	22	106	vs. Chicago	11/20/83
Matt Suhey	19	112	vs. Chicago	11/20/83
Wendell Tyler	16	102	at San Francisco	12/4/83
Billy Sims	16	100	at Detroit	10/14/84
Eric Dickerson	28	191	vs. L.A. Rams	11/25/84
Walter Payton (7)	17	120	at Chicago	9/8/85
Joe Morris	26	132	at N.Y. Giants	11/3/85
Gerry Ellis	9	101	at Green Bay	12/1/85
Eddie Lee Ivery	13	109	at Green Bay	12/1/85
Randy McMillan	13	108	vs. Indianapolis	12/15/85
Gerald Riggs	27	129	vs. Atlanta	9/28/86
Eric Dickerson (2)	30	207	at L.A. Rams	10/5/86
Stump Mitchell	20	126	vs. St. Louis	10/12/86
Reuben Mayes	24	172	at New Orleans	10/19/86

Walter Payton (8)	20	139	vs. Chicago	11/9/86
Neal Anderson	16	115	at Chicago	9/20/87
Darrin Nelson	17	103	at Minnesota	11/15/87
Charles White	29	137	at L.A. Rams	11/29/87
Stump Mitchell (2)	23	101	vs. St. Louis	12/20/87
Eric Dickerson (3)	33	196	at Indianapolis	12/27/87
Stump Mitchell (3)	18	110	vs. Phoenix	9/18/88
James Brooks	17	131	at Cincinnati	10/29/89
Neal Anderson (2)	15	100	at Chicago	11/19/89
Barry Sanders	21	104	at Detroit	12/17/89
Emmitt Smith	23	121	at Dallas	10/7/90
Craig Heyward	20	155	at New Orleans	11/11/90
Mike Rozier	23	115	vs. Atlanta	12/2/90
Barry Sanders (2)	27	160	at Detroit	9/29/91
Terry Allen	14	127	at Minnesota	11/3/91
Barry Sanders (3)	23	118	vs. Detroit	11/10/91
Mark Higgs	25	131	at Miami	12/1/91
Herschel Walker	16	126	vs. Minnesota	12/8/91
Barry Sanders (4)	21	122	vs. Detroit	10/25/92
Marion Butts	22	104	at San Diego	11/22/92
Rodney Hampton	29	134	at N.Y. Giants	9/12/93
Neal Anderson (3)	23	104	at Chicago	9/26/93
Barry Sanders (5)	22	130	vs. Detroit	10/3/93
Darrell Thompson	21	105	vs. Green Bay	10/24/93
Barry Sanders (6)	29	187	at Detroit	11/7/93
Reggie Brooks	20	128	vs. Washington	12/5/93
Marshall Faulk	18	104	vs. Indianapolis	9/11/94
Barry Sanders (7)	20	166	vs. Detroit	10/2/94
Ricky Watters	14	103	at San Francisco	10/23/94
Terry Allen (2)	17	113	vs. Minnesota	10/30/94
Barry Sanders (8)	26	237	at Detroit	11/13/94
Chris Warren	16	116	at Seattle	11/20/94
Edgar Bennett	21	100	vs. Green Bay	12/24/94
Derrick Moore	21	123	at Carolina	10/1/95
Rashaan Salaam	27	134	at Chicago	12/17/95
Barry Sanders (9)	20	125	at Detroit	9/8/96
Terrell Davis	22	137	at Denver	9/15/96
Robert Smith	18	133	vs. Minnesota	10/8/96
Raymont Harris	19	118	at Chicago	11/3/96
Anthony Johnson	26	111	at Carolina	12/1/96
Leroy Hoard	20	101	at Minnesota	12/15/96
Barry Sanders (10)	24	215	vs. Detroit	10/12/97
Raymont Harris (2)	33	116	at Chicago	11/23/97
Dorsey Levens*	25	112	at Green Bay	1/4/98
Barry Sanders (11)	27	131	at Detroit	9/28/98
Eddie George	27	134	vs. Tennessee	11/8/98
Fred Taylor	20	128	at Jacksonville	11/15/98
Greg Hill	16	123	at Detroit	10/31/99
Napolean Kaufman	8	122	at Oakland	12/19/99
Tyrone Wheatley	19	111	at Oakland	12/19/99
Stephen Davis	28	141	at Washington	10/1/00
James Stewart	29	116	vs. Detroit	10/19/00
Jerome Bettis	17	143	vs. Pittsburgh	10/21/01
Ahman Green	24	169	at Green Bay	11/4/01
Anthony Thomas	31	173	at Chicago	12/16/01
Deuce McAllister	31	109	vs. New Orleans	9/8/02
Duce Staley	24	152	at Philadelphia	10/20/02
Michael Bennett	10	114	vs. Minnesota	11/3/02
Stephen Davis (2)	33	142	vs. Carolina	9/14/03
Garrison Hearst	20	117	at San Francisco	10/19/03
Deuce McAllister (2)	26	110	vs. New Orleans	11/2/03
Ahman Green (2)	21	109	vs. Green Bay	11/16/03
Fred Taylor (2)	29	118	at Jacksonville	11/30/03
Clinton Portis	29	148	at Washington	9/12/04
Tyrone Wheatley (2)	18	102	at Oakland	9/26/04
Deuce McAllister (3)	21	102	at New Orleans	10/10/04
Nick Goings	23	106	at Carolina	11/28/04
LaDainian Tomlinson	25	131	at San Diego	12/12/04

Nick Goings (2)	33	127	vs. Carolina	12/26/04
Kevan Barlow	26	101	at San Francisco	10/30/05
Clinton Portis (2)	23	144	vs. Washington	11/13/05
Warrick Dunn	21	134	at Atlanta	9/17/06
Michael Vick	14	127	at Atlanta	9/17/06
Deuce McAllister (4)	15	123	at New Orleans	10/8/06
Brian Westbrook	13	101	vs. Philadelphia	10/22/06
Shaun Alexander	27	105	at Seattle	9/9/07
Steven Jackson	30	115	vs. St. Louis	9/23/07
Kenton Keith	28	121	at Indianapolis	10/7/07
DeAngelo Williams	20	121	vs. Carolina	12/30/07
Jamaal Charles	18	106	at Kansas City	11/2/08
Jonathan Stewart	15	115	at Carolina	12/8/08
DeAngelo Williams (2)	19	186	at Carolina	12/8/08
Michael Turner	32	152	at Atlanta	12/14/08
Michael Bush	27	177	vs. Oakland	12/28/08
Fred Jackson	28	163	at Buffalo	9/20/09
Ahmad Bradshaw	14	104	vs. N.Y. Giants	9/27/09
Jonathan Stewart (2)	17	110	vs. Carolina	10/18/09
DeAngelo Williams (3)	30	152	vs. Carolina	10/18/09
Ricky Williams	20	102	at Miami	11/15/09
Jonathan Stewart (3)	26	120	at Carolina	12/6/09
Jason Snelling	25	147	vs. Atlanta	1/3/10
Rashard Mendenhall	19	143	vs. Pittsburgh	9/26/10
Cedric Benson	23	144	at Cincinnati	10/10/10
Chris Ivory	15	158	vs. New Orleans	10/17/10
Steven Jackson (2)	22	110	vs. St. Louis	10/24/10
Michael Turner (2)	24	107	at Atlanta	11/7/10
Mike Goodson	23	100	vs. Carolina	11/14/10
Ryan Torain	24	172	at Washington	12/12/10
Maurice Morris	15	109	vs. Detroit	12/19/10
Adrian Peterson	25	120	at Minnesota	9/18/11
Frank Gore	20	125	at San Francisco	10/9/11
Matt Forte	25	145	vs. Chicago (London)	10/23/11
Chris Johnson	23	190	at Tennessee	11/27/11
Felix Jones	22	108	vs. Dallas	12/17/11
Michael Turner (3)	17	172	at Atlanta	1/1/12
Alfred Morris	21	113	vs. Washington	9/30/12
Adrian Peterson (2)	15	123	at Minnesota	10/25/12
LeSean McCoy	25	116	vs. Philadelphia	10/13/13
Marshawn Lynch	21	125	at Seattle	11/3/13
Zac Stacy	33	104	at St. Louis	12/22/13
Justin Forsett	14	111	vs. Baltimore	10/12/14
Alfred Blue	31	139	at Houston	9/27/15
Jordan Howard	15	100	vs. Chicago	11/13/16
Ezekiel Elliott	23	159	at Dallas	12/18/16
Adrian Peterson (3)	26	134	at Atlanta	10/15/17
Jamaal Williams	21	113	at Green Bay	12/3/17
Devonta Freeman	22	126	vs. Atlanta	12/18/17
Joe Mixon	21	123	at Cincinnati	10/28/18
Saquon Barkley	27	142	at N.Y. Giants	11/18/18
Matt Breida	14	106	vs. San Francisco	11/25/18
Christian McCaffrey	10	106	vs. Carolina	12/2/18
Gus Edwards	19	104	at Baltimore	12/16/18
Chris Carson	16	105	at Seattle	11/3/19

* *Playoff game*

100-YARD RUSHERS SUMMARY *Includes one playoff game)

Barry Sanders (11), Walter Payton (8), Deuce McAllister (4), Neal Anderson (3), Eric Dickerson (3), Stump Mitchell (3), Adrian Peterson (3), Jonathan Stewart (3), Michael Turner (3), DeAngelo Williams (3), Terry Allen (2), Stephen Davis (2), Tony Dorsett (2*), Nick Goings (2), Ahman Green (2), Raymond Harris (2), Steven Jackson (2), Clinton Portis (2), Fred Taylor (2), Tyrone Wheatley (2), Shaun Alexander (1), Otis Armstrong (1), Saquon Barkley (1), Kevan Barlow (1), Edgar Bennett (1), Michael Bennett (1), Cedric Benson (1), Jerome Bettis (1), Rocky Bleier (1), Ahmad Bradshaw (1), Matt Breida (1), James Brooks (1), Reggie Brooks (1), Ted Brown (1), Cullen Bryant (1*), Michael Bush (1), Marion Butts (1), Earl Campbell (1), Chris Carson (1), Jamaal Charles (1), Ronnie Coleman (1), Terrell Davis (1), Warrick Dunn (1), Gus Edwards (1), Ezekiel Elliott (1), Gerry Ellis (1), Marshall Faulk (1), Justin Forsett (1), Matt Forte (1), Devonta Freeman (1), Clark Gaines (1), Eddie George (1), Mike Goodson (1), Frank Gore (1), Rodney Hampton (1), Roland Harper (1), Garrison Hearst (1), Craig Heyward (1), Mark Higgs (1), Greg Hill (1), Leroy Hoard (1), Jordan Howard (1), Eddie Lee Ivey (1), Chris Ivory (1), Fred Jackson (1), Andy Johnson (1), Anthony Johnson (1), Chris Johnson (1), Felix Jones (1), Napoleon Kaufman (1), Kenton Keith (1), Horace King (1), Dorsey Levens (1*), Marshawn Lynch (1), Bob Malone (1), Reuben Mayes (1), Christian McCaffrey (1), LeSean McCoy (1), Randy McMillan (1), Rashard Mendenhall (1), Joe Mixon (1), Wilbert Montgomery (1), Derrick Moore (1), Alfred Morris (1), Joe Morris (1), Maurice Morris (1), Darrin Nelson (1), John Riggins (1), Gerald Riggs (1), George Rogers (1), Mike Rozier (1), Rashaan Salaam (1), Billy Sims (1), Emmitt Smith (1), Robert Smith (1), Jason Snelling (1), Zac Stacy (1), Duce Staley (1), Haskel Stanback (1), James Stewart (1), Matt Suhey (1), Billy Taylor (1), Anthony Thomas (1), Darrell Thompson (1), LaDainian Tomlinson (1), Ryan Torain (1), Wendell Tyler (1), Michael Vick (1), Herschel Walker (1), Chris Warren (1), Ricky Watters (1), Brian Westbrook (1), Charles White (1), Jamaal Williams (1), Ricky Williams (1)

100-YARD RECEIVING GAMES (214)

PLAYER	ATT.	YARDS	OPPONENT	DATE
Bob Chandler	5	110	vs. San Diego	12/26/76
Cliff Branch	5	110	at Oakland	11/28/76
Johnny Perkins	4	110	vs. N.Y. Giants	9/2/78
James Scott	5	105	vs. Chicago	10/22/78
Willie Miller	6	105	at L.A. Rams	11/5/78
David Hill	7	106	at Detroit	11/12/78
Paul Coffman	7	106	vs. Green Bay	10/21/79
Ahmad Rashad	7	117	at Minnesota	10/28/79
Fred Scott	9	148	at Detroit	11/11/79
Paul Coffman (2)	9	109	vs. Green Bay	10/12/80
Eddie Lee Ivey	11	128	vs. Green Bay	10/12/80
Aundra Thompson	7	102	vs. Green Bay	10/12/80
Sammy White	6	120	at Minnesota	11/16/80
Leonard Thompson	5	106	at Detroit	12/14/80
Joe Senser	8	101	at Minnesota	11/8/81
James Lofton	6	102	vs. Green Bay	11/22/81
Wes Chandler	8	112	vs. San Diego	12/13/81
Walter Payton	6	115	at Chicago	9/11/83
Ron Springs	11	126	at Dallas	10/9/83
Tony Galbreath	11	110	at Minnesota	11/6/83
Mike Jones	6	110	vs. Minnesota	10/7/84
Carlos Carson	7	131	at Kansas City	10/28/84
Emery Moorehead	8	114	vs. Chicago	10/6/85
Tony Collins	6	109	vs. New England	10/27/85
Al Toon	6	133	at N.Y. Jets	11/17/85
James Lofton (2)	6	106	at Green Bay	12/1/85
Mike Jones (2)	4	104	at Minnesota	12/8/85
Dwight Clark	7	100	vs. San Francisco	9/7/86
Jeff Chadwick	5	106	at Detroit	9/21/86
Charlie Brown	7	110	vs. Atlanta	9/28/86
Pete Metzelaars	7	113	vs. Buffalo	11/2/86
Willie Gault	4	116	vs. Chicago	11/9/86
Al Williams#	5	110	vs. San Diego	10/11/87
Robert Awalt	9	124	at St. Louis	11/8/87
Jerry Rice	7	103	vs. San Francisco	11/22/87
Eric Martin	2	101	at New Orleans	12/6/87
J.T. Smith	6	103	vs. Phoenix	9/18/88
Jay Novacek	5	102	vs. Phoenix	9/18/88
Walter Stanley	6	107	vs. Green Bay	10/2/88
Bill Brooks	7	139	at Indianapolis	10/16/88
Anthony Carter	6	123	vs. Minnesota	10/23/88
Jerry Rice (2)	8	122	vs. San Francisco	9/17/89
Tim McGee	5	127	at Cincinnati	10/29/89
Sterling Sharpe	8	169	vs. Green Bay	12/3/89
Jason Phillips	10	115	at Detroit	12/17/89
Louis Lipps	4	137	vs. Pittsburgh	12/24/89
Robert Clark	6	117	at Detroit	9/9/90

Hassan Jones	5	101	at Minnesota	9/30/90
Sterling Sharpe (2)	7	139	vs. Green Bay	10/14/90
Hassan Jones (2)	7	162	vs. Minnesota	12/16/90
Anthony Carter (2)	8	106	vs. Minnesota	12/16/90
Brett Perriman	6	127	vs. Detroit	11/10/91
Tony Martin	5	106	at Miami	12/1/91
Brett Perriman (2)	9	117	at Detroit	9/27/92
Tom Waddle	3	114	at Chicago	10/18/92
Herman Moore	3	108	vs. Detroit	10/25/92
Michael Haynes	5	113	vs. Atlanta	12/13/92
Jerry Rice (3)	7	118	at San Francisco	12/19/92
Sterling Sharpe (3)	10	147	vs. Green Bay	10/24/93
Andre Rison	11	147	at Atlanta	10/31/93
Jerry Rice (4)	8	172	vs. San Francisco	11/14/93
Anthony Carter (3)	9	104	vs. Minnesota	11/21/93
Alexander Wright	6	104	at L.A. Raiders	12/19/93
Anthony Miller	7	117	vs. San Diego	1/2/94
Qadry Ismail	6	101	at Minnesota	11/27/94
Desmond Howard	5	130	vs. Washington	12/4/94
Sterling Sharpe (4)	9	132	vs. Green Bay	12/24/94
Bert Emanuel	9	121	vs. Atlanta	10/22/95
Eric Metcalf	4	106	vs. Atlanta	10/22/95
Brett Perriman (3)	10	125	at Detroit	11/12/95
Herman Moore (2)	9	104	at Detroit	11/12/95
Pete Mitchell	10	161	vs. Jacksonville	11/19/95
Robert Brooks	6	114	at Green Bay	11/26/95
Cris Carter	6	136	at Minnesota	12/3/95
Robert Brooks (2)	9	122	vs. Green Bay	12/10/95
Jeff Graham	5	102	at Chicago	12/17/95
Brett Perriman (4)	5	135	vs. Detroit	12/23/95
Herman Moore (3)	10	105	vs. Detroit	12/23/95
Herman Moore (4)	9	104	vs. Detroit	9/29/96
Curtis Conway	9	120	vs. Chicago	12/22/96
Barry Sanders	8	102	at Detroit	9/7/97
Jake Reed	6	131	at Minnesota	9/14/97
Rob Moore	8	147	vs. Arizona	9/28/97
Herman Moore (5)	5	120	vs. Detroit	10/12/97
Jake Reed (2)	6	117	vs. Minnesota	11/1/98
Antonio Freeman	7	152	at Green Bay	10/10/99
Bill Schroeder	7	158	at Green Bay	10/10/99
Johnnie Morton	7	107	vs. Detroit	12/12/99
Ricky Proehl *	6	100	at St. Louis	1/23/00
Randy Moss	5	118	at Minnesota	10/9/00
Cris Carter (2)	7	115	vs. Minnesota	10/29/00
Eric Moulds	8	102	vs. Buffalo	11/26/00
Torry Holt	9	165	vs. St. Louis	12/18/00
Bill Schroeder (2)	4	119	vs. Green Bay	10/7/01
Marty Booker	7	165	vs. Chicago	11/18/01
Torry Holt (2)	8	139	at St. Louis	11/26/01
Joe Horn	8	108	vs. New Orleans	9/8/02
Torry Holt (3)	12	139	vs. St. Louis	9/23/02
Joe Horn (2)	5	106	at New Orleans	12/1/02
Plaxico Burress	5	127	vs. Pittsburgh	12/23/02
Marvin Harrison	11	176	vs. Indianapolis	10/6/03
Terrell Owens	6	152	at San Francisco	10/19/03
Ricky Proehl (2)	3	133	at Carolina	11/9/03
Jimmy Smith	10	136	at Jacksonville	11/30/03
Joe Horn (3)	9	118	at New Orleans	12/7/03
Torry Holt (4)	6	124	at St. Louis	10/18/04
Tony Gonzalez	9	123	vs. Kansas City	11/7/04
Eddie Kennison	6	104	vs. Kansas City	11/7/04
Alge Crumpler	4	118	at Atlanta	11/14/04
Eric Parker	6	118	at San Diego	12/12/04
Muhsin Muhammad	8	115	vs. Carolina	12/26/04
Steve Smith	5	106	vs. Carolina	11/6/05
Roddy White	4	108	at Atlanta	11/20/05
Steve Smith (2)	5	103	at Carolina	12/11/05
David Givens	6	137	at New England	12/17/05

Steve Smith (3)	7	112	vs. Carolina	9/24/06
T.J. Houshmandzadeh	10	102	vs. Cincinnati	10/15/06
Brian Westbrook	7	113	vs. Philadelphia	10/22/06
Marques Colston	11	123	vs. New Orleans	11/5/06
Devery Henderson	3	111	vs. New Orleans	11/5/06
Steve Smith (4)	8	149	at Carolina	11/13/06
Terrell Owens (2)	8	107	at Dallas	11/23/06
Desmond Clark	7	125	at Chicago	12/17/06
Reggie Bush	8	112	at New Orleans	9/7/08
Brandon Lloyd	6	124	at Chicago	9/21/08
Greg Jennings	6	109	vs. Green Bay	9/28/08
Steve Smith (5)	6	112	vs. Carolina	10/12/08
Marques Colston (2)	6	106	vs. New Orleans	11/30/08
Steve Smith (6)	9	117	at Carolina	12/8/08
Vincent Jackson	7	111	vs. San Diego	12/21/08
Patrick Crayton	4	135	vs. Dallas	9/13/09
Jeremy Maclin	6	142	at Philadelphia	10/11/09
Wes Welker	10	107	vs. New England (London)	10/25/09
James Jones	4	103	vs. Green Bay	11/8/09
Mike Wallace	3	100	vs. Pittsburgh	9/26/10
Terrell Owens (3)	7	102	at Cincinnati	10/10/10
Steve Breaston	8	147	at Arizona	10/31/10
Calvin Johnson	10	152	vs. Detroit	12/19/10
Julio Jones	6	115	vs. Atlanta	9/25/11
Roddy White	9	140	vs. Atlanta	9/25/11
Pierre Garcon	2	146	vs. Indianapolis	10/3/11
Marques Colston (3)	7	118	vs. New Orleans	10/16/11
Jimmy Graham	7	124	vs. New Orleans	10/16/11
Arian Foster	4	102	vs. Houston	11/14/11
Jordy Nelson	6	123	at Green Bay	11/20/11
Brandon LaFell	3	103	at Carolina	12/24/11
Steve Smith (7)	7	106	vs. Carolina	9/9/12
Victor Cruz	11	179	at N.Y. Giants	9/16/12
Hakeem Nicks	10	199	at N.Y. Giants	9/16/12
Miles Austin	5	107	at Dallas	9/23/12
Lance Moore	9	121	vs. New Orleans	10/21/12
Danario Alexander	5	134	vs. San Diego	11/11/12
Julio Jones (2)	6	147	vs. Atlanta	11/25/12
Jason Avant	7	133	vs. Philadelphia	12/9/12
Jeremy Maclin	9	104	vs. Philadelphia	12/9/12
Lance Kendricks	4	119	vs. St. Louis	12/23/12
Jimmy Graham (2)	10	179	vs. New Orleans	9/15/13
Riley Cooper	4	120	vs. Philadelphia	10/13/13
Harry Douglas	7	149	at Atlanta	10/20/13
Rishard Matthews	11	120	vs. Miami	11/11/13
Harry Douglas (2)	6	134	vs. Atlanta	11/17/13
Calvin Johnson (2)	7	115	at Detroit	11/24/13
Julio Jones (3)	9	161	at Atlanta	9/18/14
Antonio Brown	7	131	at Pittsburgh	9/28/14
Steve Smith (8)	5	110	vs. Baltimore	10/12/14
Julio Jones (4)	8	119	vs. Atlanta	11/9/14
Calvin Johnson (3)	8	158	at Detroit	12/7/13
Kelvin Benjamin	8	104	at Carolina	12/14/14
Greg Olsen	10	110	at Carolina	12/14/14
Randall Cobb	11	131	vs. Green Bay	12/21/14
Jordy Nelson (2)	9	113	vs. Green Bay	12/21/14
Kendall Wright	4	101	vs. Tennessee	9/13/15
DeAndre Hopkins	8	101	at Houston	9/27/15
Allen Hurns	5	116	vs. Jacksonville	10/11/15
Julio Jones (5)	12	162	at Atlanta	11/1/15
Jacob Tamme	10	103	at Atlanta	11/1/15
Odell Beckham Jr.	9	105	vs. N.Y. Giants	11/8/15
Donte Moncrief	8	114	at Indianapolis	11/29/15
Willie Snead	7	122	vs. New Orleans	12/13/15
Devin Funchess	7	120	at Carolina	1/3/16
Greg Olsen (2)	9	181	at Carolina	10/10/16
Amari Cooper	12	173	vs. Oakland	10/30/16
Michael Crabtree	8	108	vs. Oakland	10/30/16

Julio Jones (6)	8	111	vs. Atlanta	11/3/16
Travis Kelce	7	108	at Kansas City	11/20/16
Stefon Diggs	8	173	at Minnesota	9/24/17
Larry Fitzgerald	10	138	at Arizona	10/15/17
Deonte Thompson	4	107	at Buffalo	10/22/17
Kenny Stills	7	180	at Miami	11/19/17
Julio Jones (7)	12	253	at Atlanta	11/26/17
Alvin Kamara	9	112	at New Orleans	9/9/18
Michael Thomas	16	180	at New Orleans	9/9/18
Vance McDonald	4	112	vs. Pittsburgh	9/24/18
Juju Smith-Schuster	9	116	vs. Pittsburgh	9/24/18
Tark Cohen	7	121	at Chicago	9/30/18
Taylor Gabriel	7	104	at Chicago	9/30/18
Julio Jones (8)	10	144	at Atlanta	10/14/18
Tyler Boyd	9	138	at Cincinnati	10/28/18
Julio Jones (9)	9	138	vs. Atlanta	12/30/18
Greg Olsen (3)	6	110	at Carolina	9/12/19
Evan Engram	6	113	vs. New York Giants	9/22/19
Sterling Shepard	7	100	vs. New York Giants	9/22/19
Robert Woods	13	164	at Los Angeles Rams	9/29/19
Cooper Kupp	9	121	at Los Angeles Rams	9/29/19
Michael Thomas (2)	11	182	at New Orleans	10/6/19
Tyler Lockett	13	152	at Seattle	11/3/19
DK Metcalf	6	123	at Seattle	11/3/19
Christian Kirk	6	138	vs. Arizona	11/10/19
Michael Thomas (3)	8	114	vs. New Orleans	11/17/19
Marcus Johnson	3	105	vs. Indianapolis	12/8/19
Danny Amendola	8	102	at Detroit	12/15/19

Replacement game

* Playoff game

100-YARD RECEIVERS SUMMARY

Julio Jones (9), Steve Smith (8), Herman Moore (5), Torry Holt (4), Brett Perriman (4), Jerry Rice (4), Sterling Sharpe (4), Anthony Carter (3), Marques Colston (3), Joe Horn (3), Calvin Johnson (3), Greg Olsen (3), Michael Thomas (3), Robert Brooks (2), Cris Carter (2), Paul Coffman (2), Jimmy Graham (2), Hassan Jones (2), Mike Jones (2), James Lofton (2), Jeremy Maclin (2), Jordy Nelson (2), Terrell Owens (2), Ricky Proehl (2*), Jake Reed (2), Billy Schroeder (2), Danario Alexander (1) Danny Amendola (1), Miles Austin (1), Jason Avant (1), Robert Awalt (1), Odell Beckham Jr. (1), Kelvin Benjamin (1) Marty Booker (1), Tyler Boyd (1), Cliff Branch (1), Steve Breaston (1), Bill Brooks (1), Antonio Brown (1), Charlie Brown (1), Plaxico Burress (1), Reggie Bush (1), Carlos Carson (1), Jeff Chadwick (1), Bob Chandler (1), Wes Chandler (1), Desmond Clark (1), Dwight Clark (1), Robert Clark (1), Randall Cobb (1), Tarik Cohen (1), Tony Collins (1), Curtis Conway (1), Amari Cooper (1), Riley Cooper (1), Michael Crabtree (1), Patrick Crayton (1), Alge Crumpler (1), Victor Cruz (1), Stefon Diggs (1), Harry Douglas (1), Bert Emanuel (1), Evan Engram (1), Larry Fitzgerald (1), Arian Foster (1), Antonio Freeman (1), Devin Funchess (1), Taylor Gabriel (1), Tony Galbreath (1), Pierre Garcon (1), Willie Gault (1), David Givens (1), Tony Gonzalez (1), Jeff Graham (1), Marvin Harrison (1), Michael Haynes (1), Devery Henderson (1), David Hill (1), DeAndre Hopkins (1), T. J. Houshmandzadeh (1), Desmond Howard (1), Allen Hurns (1), Qadry Ismail (1), Eddie Lee Ivey (1), Vincent Jackson (1), Greg Jennings (1), Marcus Johnson (1), James Jones (1), Alvin Kamara (1), Travis Kelce (1), Lance Kendricks (1), Eddie Kennison (1), Christian Kirk (1), Cooper Kupp (1), Louis Lipps (1), Brandon Lloyd (1), Tyler Lockett (1), Eric Martin (1), Tony Martin (1), Rishard Matthews (1), Vance McDonald (1), Tim McGee (1), DK Metcalf (1), Eric Metcalf (1), Pete Metzelaars (1), Anthony Miller (1), Willie Miller (1), Pete Mitchell (1), Donte Moncrief (1), Lance Moore (1), Rob Moore (1), Emery Moorehead (1), Johnnie Morton (1), Randy Moss (1), Eric Moulds (1), Muhsin Muhammad (1), Hakeem Nicks (1), Jay Novacek (1), Eric Parker (1), Walter Payton (1), Johnny Perkins (1), Jason Phillips (1), Ahmad Rashad (1), Andre Rison (1), Barry Sanders (1), Fred Scott (1), James Scott (1), Joe Senser (1), Sterling Shepard (1), Willie Snead (1), Jimmy Smith (1), J.T. Smith (1), Juju Smith-Schuster (1), Ron Springs (1), Walter Stanley (1), Kenny Stills (1), Jacob Tamme (1), Aundra Thompson (1), Deonte Thompson (1), Leonard Thompson (1), Al Toon (1), Tom Waddle (1), Mike Wallace (1), Wes Welker (1), Brian Westbrook (1), Roddy White (1), Sammy White (1), Al Williams (1), Robert Woods (1), Alexander Wright (1), Kendall Wright (1)

300-YARD PASSING GAMES (108)

PLAYER	ATT.	COMP.	YARDS	TD	OPPONENT	DATE
Brian Sipe	32	22	318	3	vs. Cleveland	9/28/80
Lynn Dickey	51	35	418	1	vs. Green Bay	10/12/80
Tommy Kramer	37	24	324	2	at Minnesota	11/16/80
Gary Danielson	44	29	360	1	at Detroit	12/14/80
Steve Dils	62	37	361	1	vs. Minnesota	9/5/81
Dan Fouts	49	33	351	1	vs. San Diego	12/13/81
Ken Stabler	43	29	333	1	at New Orleans	12/5/82
Danny White *	45	27	312	2	at Dallas	1/9/83
Danny White (2)	44	29	377	2	at Dallas	10/9/83
Tommy Kramer (2)	47	27	386	2	vs. Minnesota	10/7/84
Bill Kenney	46	26	332	2	at Kansas City	10/28/84
Dan Marino	39	27	302	3	at Miami	10/20/85
Ken O'Brien	30	23	367	5	at N.Y. Jets	11/17/85

Tommy Kramer (3)	36	21	309	0	at Minnesota	12/8/85
Joe Montana	46	32	356	1	vs. San Francisco	9/7/86
Eric Hipple	46	31	318	0	at Detroit	9/21/86
Jim Kelly	29	14	342	3	vs. Buffalo	11/2/86
Wade Wilson	33	22	339	3	at Minnesota	11/30/86
Neil Lomax	36	25	314	3	at St. Louis	11/8/87
Joe Montana (2)	45	29	304	3	vs. San Francisco	11/22/87
Randy Wright	51	28	321	1	vs. Green Bay	10/2/88
Wade Wilson (2)	30	22	335	3	vs. Minnesota	10/23/88
Don Majkowski	53	25	331	2	vs. Green Bay	12/3/89
Don Majkowski (2)	42	25	355	1	vs. Green Bay	10/14/90
Wade Wilson (3)	39	24	374	1	vs. Minnesota	12/16/90
Jim Kelly (2)	35	20	322	1	vs. Buffalo	9/22/91
Dan Marino (2)	32	20	307	2	at Miami	12/1/91
Rodney Peete	31	20	323	1	at Detroit	9/27/92
Jim Everett	38	25	342	3	vs. L.A. Rams	12/6/92
Wade Wilson (4)	26	19	324	5	vs. Atlanta	12/13/92
Steve Young	29	23	311	4	vs. San Francisco	11/14/93
Brett Favre	39	30	306	3	at Green Bay	9/25/94
Warren Moon	48	33	332	1	vs. Minnesota	10/15/95
Scott Mitchell	41	26	352	2	vs. Detroit	12/23/95
Scott Mitchell (2)	50	29	331	2	at Detroit	9/7/97
Brad Johnson	44	29	334	1	at Minnesota	9/14/97
Kent Graham	52	31	339	1	vs. Arizona	9/28/97
Brett Favre (2)	40	22	390	2	at Green Bay	10/10/99
Daunte Culpepper	53	29	313	1	vs. Minnesota	10/29/00
Kurt Warner	32	20	316	2	vs. St. Louis	12/18/00
Daunte Culpepper (2)	44	30	322	1	at Minnesota	9/30/01
Kurt Warner (2)	45	30	301	0	vs. St. Louis	9/23/02
Peyton Manning	47	34	386	2	vs. Indianapolis	10/6/03
Trent Green	42	32	369	3	vs. Kansas City	11/7/04
Michael Vick	38	21	306	2	at Atlanta	11/20/05
Donovan McNabb	35	22	302	3	vs. Philadelphia	10/22/06
Drew Brees	32	24	314	3	vs. New Orleans	11/5/06
Tony Romo	29	22	306	5	at Dallas	11/23/06
Rex Grossman	44	29	339	2	at Chicago	12/17/06
Jason Campbell	49	30	301	1	vs. Washington	11/25/07
Drew Brees (2)	32	23	343	3	at New Orleans	9/7/08
Tony Romo (2)	27	16	353	3	vs. Dallas	9/13/09
Tom Brady	32	23	308	3	vs. New England	10/25/09
Matthew Stafford	33	24	305	3	vs. Detroit	9/11/11
Matt Ryan	47	26	330	1	vs. Atlanta	9/25/11
Drew Brees (3)	45	29	383	1	vs. New Orleans	10/16/11
Cam Newton	33	23	303	1	vs. Carolina	9/9/12
Eli Manning	51	31	510	3	at N.Y. Giants	9/16/12
Robert Griffin III	35	26	323	0	vs. Washington	9/30/12
Drew Brees (4)	37	27	377	4	vs. New Orleans	10/21/12
Carson Palmer	61	39	414	4	at Oakland	11/4/12
Philip Rivers	37	29	337	3	vs. San Diego	11/11/12
Matt Ryan (2)	32	26	353	1	vs. Atlanta	11/25/12
Nick Foles	51	32	381	2	vs. Philadelphia	12/9/12
Drew Brees (5)	39	26	307	4	at New Orleans	12/16/12
Drew Brees (6)	46	26	322	1	vs. New Orleans	9/15/13
Drew Brees (7)	31	24	381	4	vs. New Orleans	12/29/13
Ben Roethlisberger	40	29	314	3	at Pittsburgh	9/28/14
Drew Brees (8)	57	35	371	2	at New Orleans	10/5/14
Joe Flacco	29	21	306	5	vs. Baltimore	10/12/14
Brian Hoyer	34	21	300	2	at Cleveland	11/2/14
Matthew Stafford (2)	34	26	311	3	at Detroit	12/7/14
Aaron Rodgers	40	31	318	1	vs. Green Bay	12/21/14
Blake Bortles	33	23	303	4	vs. Jacksonville	10/11/15
Kirk Cousins	40	33	317	3	at Washington	10/25/15
Matt Ryan (3)	45	37	397	2	at Atlanta	11/1/15
Matt Hasselbeck	42	26	315	2	at Indianapolis	11/29/15
Drew Brees (9)	41	31	312	2	vs. New Orleans	12/13/15
Matt Ryan (3)	39	27	334	2	at Atlanta	9/11/16
Carson Palmer (2)	30	17	304	3	at Arizona	9/18/16
Derek Carr	59	40	513	4	vs. Oakland	10/30/16

Matt Ryan (4)	34	25	344	4	vs. Atlanta	11/3/16
Mike Glennon	45	31	301	1	vs. Chicago	9/17/17
Case Keenum	33	25	369	3	at Minnesota	9/24/17
Tom Brady (2)	40	30	303	1	vs. New England	10/5/17
Matt Ryan (5)	35	26	317	1	at Atlanta	11/26/17
Matthew Stafford (3)	44	36	381	1	vs. Detroit	12/10/17
Drew Brees (10)	45	37	439	3	at New Orleans	9/9/18
Nick Foles (2)	48	35	334	1	vs. Philadelphia	9/16/18
Ben Roethlisberger (2)	38	30	353	3	vs. Pittsburgh	9/24/18
Mitchell Trubisky	26	19	354	6	at Chicago	9/30/18
Matt Ryan (6)	41	31	355	3	at Atlanta	10/14/18
Cam Newton (2)	41	28	300	2	vs. Carolina	12/2/18
Matt Ryan (7)	44	31	378	2	vs. Atlanta	12/30/18
Cam Newton (3)	51	25	333	0	at Carolina	9/12/19
Daniel Jones	36	23	336	2	vs. New York Giants	9/22/19
Jared Goff	68	45	517	2	at Los Angeles Rams	9/29/19
Teddy Bridgewater	34	26	314	4	at New Orleans	10/6/19
Russell Wilson	43	29	378	5	at Seattle	11/3/19
Kyler Murray	44	27	324	3	vs. Arizona	11/10/19
Matt Ryan (8)	51	30	313	1	vs. Atlanta	12/29/19

* *Playoff game*

300-YARD PASSERS SUMMARY

Drew Brees (10), Matt Ryan (8), Wade Wilson (4), Tommy Kramer (3), Cam Newton (3), Matthew Stafford (3), Daunte Culpepper (2), Brett Favre (2), Nick Foles (2), Jim Kelly (2), Don Majkowski (2), Dan Marino (2), Scott Mitchell (2), Joe Montana (2), Carson Palmer (2), Ben Roethlisberger (2), Tony Romo (2), Kurt Warner (2), Danny White (2*), Blake Bortles (1), Tom Brady (1), Teddy Bridgewater (1), Jason Campbell (1), Derek Carr (1), Kirk Cousins (1), Gary Danielson (1), Lynn Dickey (1), Steve Dils (1), Jim Everett (1), Dan Fouts (1), Jared Goff (1), Kent Graham (1), Trent Green (1), Robert Griffin III (1), Rex Grossman (1), Matt Hasselbeck (1), Eric Hipple (1), Brian Hoyer (1), Brad Johnson (1), Daniel Jones (1), Bill Kenney (1), Neil Lomax (1), Eli Manning (1), Peyton Manning (1), Donovan McNabb (1), Warren Moon (1), Kyler Murray (1), Ken O'Brien (1), Rodney Peete (1), Philip Rivers (1), Brian Sipe (1), Ken Stabler (1), Mitchell Trubisky (1), Michael Vick (1), Russell Wilson (1), Randy Wright (1), Steve Young (1)

LONGEST PLAYS IN TEAM HISTORY

PASSING

Player	Yards	Opponent	Date
Josh Freeman to Vincent Jackson	95	vs. New Orleans	10/21/12
Vinny Testaverde to Willie Drewrey	89t	vs. Atlanta	12/2/90
Vinny Testaverde to Willie Drewrey	87t	at Green Bay	9/15/91
Mike Glennon to Tiquan Underwood	85t	at Detroit	11/24/13
Doug Williams to Kevin House	84t	at Detroit	12/20/81
Vinny Testaverde to Tyji Armstrong	81t	vs. L.A. Rams	12/6/92
Doug Williams to Jimmie Giles	81t	vs. Chicago	11/1/81
Brian Griese to Joey Galloway	80t	vs. Detroit	10/2/05
Jack Thompson to Jimmie Giles	80	at Dallas	10/9/83
Trent Dilfer to Reidel Anthony	79t	at Jacksonville	11/15/98
Chris Simms to Joey Galloway	78t	at San Francisco	10/30/05
Vinny Testaverde to Mark Carrier	78t	at Chicago	11/19/89

RUSHING

Player	Yards	Opponent	Date
Doug Martin	84	at Philadelphia	11/22/15
Bobby Rainey	80t	vs. Buffalo	12/8/13
Michael Pittman	78t	vs. Kansas City	11/7/04
Warrick Dunn	76	vs. Chicago	12/21/97
James Wilder	75t	at Minnesota	11/6/83
Jerry Ellison	75	vs. Detroit	12/23/95
Carnell Williams	71t	at Minnesota	9/11/05
Warrick Dunn	70t	vs. Dallas	12/3/00
Doug Martin	70t	at Oakland	11/4/12
Earnest Graham	68t	vs. Atlanta	9/14/08

KICKOFF RETURNS

Player	Yards	Opponent	Date
Sammie Stroughter	97t	vs. Carolina	10/18/09
Clifton Smith	97t	at Kansas City	11/2/08
Micheal Spurlock	90t	vs. Atlanta	12/16/07
Micheal Spurlock	89t	at Atlanta	11/7/10
Aaron Stecker	86	vs. New Orleans	12/23/01
Clifton Smith	83	vs. Green Bay	11/8/09
Micheal Spurlock	79	vs. Seattle	12/26/10
Sammie Stroughter	78	vs. Detroit	9/11/11
Vernon Turner	77	vs. Minnesota	10/30/94

FIELD GOALS

Player	Yards	Opponent	Date
Matt Bryant	62	vs. Philadelphia	10/22/06
Chandler Catanzaro	59	vs. Cleveland	10/21/18
Matt Gay	58	at LA Rams	9/29/19
Kyle Brindza	58	at Houston	9/27/15
Connor Barth	57	vs. Washington	9/30/12
Michael Husted	57	at L.A. Raiders	12/19/93
Matt Gay	55	vs. New Orleans	11/17/19
Kyle Brindza	55	at New Orleans	9/20/15
Patrick Murray	55	at New Orleans	10/5/14
Connor Barth	55	at Denver	12/2/12
Connor Barth	55	vs. Houston	11/14/11
Martin Gramatica	55	vs. Detroit	10/19/00
Donald Igwebuike	55	at Minnesota	11/30/86

There have been 78 50-yard or longer field goals:

Barth 15, Gramatica 15, Husted 10, Igwebuike 9, Murray 7, Gay 5, Capece 4, Lindell 4, Brindza 2, Bryant 2, Christie 2, Catanzaro 1, Folk 1, Taylor 1, Tiffin 1

PUNT RETURNS

Player	Yards	Opponent	Date
Jacquez Green	95t	at Green Bay	9/13/98
Karl Williams	88t	vs. Chicago	12/22/96
Karl Williams	84t	at Detroit	11/11/01
Vernon Turner	80t	vs. Detroit	10/2/94
Micheal Spurlock	77t	at New Orleans	12/27/09
Karl Williams	73t	vs. Buffalo	11/26/00
Karl Williams	72	at Minnesota	12/15/96
Clifton Smith	70t	at Detroit	11/23/08
Karl Williams	63	at Indianapolis	11/2/97
Karl Williams	61t	vs. Chicago	12/21/97

FUMBLE RETURNS

Player	Yards	Opponent	Date
Devin White	91	vs. Atlanta	12/29/19
Cedric Brown	80t	at Houston	10/19/80
Martin Mayhew	78t	vs. Minnesota	10/15/95
Sabby Piscitelli	72	at Buffalo	9/20/09
Hugh Green	60t	at Dallas*	1/9/83
David Logan	60t	vs. Detroit	12/14/80
Keenan McCardell	57t	vs. Indianapolis	10/6/03
David Logan	54t	at Minnesota	11/6/83

*= Postseason game

INTERCEPTION RETURNS

Player	Yards	Opponent	Date
Shelton Quarles	98t	vs. Green Bay	10/7/01
Derrick Brooks	97t	at Baltimore	9/15/02
Mason Foster	85t	vs. New Orleans	9/15/13
Sabby Piscitelli	84	vs. Oakland	12/28/08
Leonard Johnson	83t	vs. San Diego	11/11/12
Neal Colzie	82t	vs. Minnesota	9/5/81
Cedric Brown	81t	vs. Green Bay	11/22/81
Ronde Barber	78t	vs. Kansas City	10/14/12
Brian Kelly	75	vs. Atlanta	12/5/04
Darryl Pollard	75	at Chicago	10/18/92

PUNTS

Player	Yards	Opponent	Date
Sean Landeta	74	at N.Y. Jets	12/14/97
Tom Tupa	71	at New Orleans	12/1/02
Dave Green	70	at Detroit	11/20/77
Mark Royals	66	at Chicago	1/2/00
Michael Koenen	65	vs. Chicago	10/23/11

SIDELINES

SIDELINES

SIDELINES

SIDELINES

SIDELINES

RING OF HONOR

LEE ROY SELMON

Upon establishing the Ring of Honor in 2009, there was no question as to who the Buccaneers would choose to recognize with the inaugural induction. Lee Roy Selmon, referred to by some as the original Buccaneer, served as the franchise's cornerstone on the field and becoming one of the Bay area's most beloved figures off of it. On November 9, 2009, Selmon's name and number were added as permanent fixtures on the wall at Raymond James Stadium, as the man known for being Tampa Bay's shining bright spot in during its difficult fledgling years was recognized with the team's highest distinction.

Selmon joined the Buccaneers as a first-round draft choice - and the team's first-ever draft selection - in 1976 out of Oklahoma. While with the Sooners, Selmon was a member of eight All-America teams and won both the Outland and Lombardi trophies during his senior season. But as decorated as his collegiate career may have been, Selmon was an even greater professional player, easily the most outstanding to date in team history. The Buccaneers' all-time career sack leader (78.5), he anchored a ferocious defense which led the team to its first-ever NFC Central Division Championship in 1979.

Lee Roy Selmon became the first Buccaneers player ever inducted into the Pro Football Hall of Fame.

Selmon managed to establish numerous team records despite having his career prematurely shortened due to a herniated disk suffered at the end of the 1984 season. At the time of his retirement, his lengthy list of Buccaneer records included: career sacks (78.5), sacks in a season (13) and career forced fumbles (28.5). In addition, he was named NFL Defensive Player of the Year in 1979 and NFC Defensive Lineman of the Year by the NFL Players Association four times (1979-80, 1982-83). His number 63 became the first and only jersey retired by the Buccaneers on September 7, 1986

Selmon's on-the-field contributions were equaled only by his incredible generosity off the field. He was a perennial contender for the NFL Man of the Year and the Byron "Whizzer" White Award for humanitarian



service. Following his retirement, Selmon remained highly visible, occupying a seat on the board of the Tampa Sports Authority and taking on responsibility of building the University of South Florida's football program. Selmon served as Associate Athletic Director at USF from August of 1994 until being named Athletic Director in June 2001. He held that spot until 2004 and was entrusted with the primary task of procuring funds for the University's successful efforts to form a football team.

In a heartbreaking turn for the entire Bay area, Selmon passed away on September 4, 2011, surrounded by family and friends, two days after suffering a stroke at the age of 56.

Selmon was born in Eufaula, Oklahoma and was the youngest of nine children, including his brother, Dewey, who played for the Buccaneers from 1976-80, and Lucious, who coached for the Jacksonville Jaguars. Selmon is survived by his wife, Claybra, and the couple's three children: Brandy, Lee Roy, Jr. and Christopher.

BUCCANEERS STATISTICS

YEAR	TEAM	G-S	TOTAL TACK.	FUM. REC.	FUM. FOR.	QB SACK
1976	Tampa Bay	8-6	24	0	0.0	5.0
1977	Tampa Bay	14-14	110	2	5.0	13.0
1978	Tampa Bay	14-14	92	0	2.0	11.0
1979	Tampa Bay	16-16	117	2	3.0	11.0
1980	Tampa Bay	16-16	97	2	4.0	9.0
1981	Tampa Bay	14-13	73	0	5.0	6.5
1982	Tampa Bay	9-9	58	1	2.0	4.0
1983	Tampa Bay	14-13	71	1	3.0	11.0
1984	Tampa Bay	16-16	100	2	4.5	8.0
9-YEAR TOTALS		121-117	742	10	28.5	78.5

63 SELMON

JOHN MCKAY

John McKay, known for his unprecedented success on the football field and his wit off of it, died on Sunday, June 10, 2001, at the age of 77, from kidney failure due to complications from diabetes. With his passing, the Buccaneers family lost the man who led the franchise from its very beginning.

On December 5, 2010 during halftime of the Buccaneers' game against the Atlanta Falcons, McKay became the second inductee into the team's Ring of Honor. McKay spent more than 25 years overall as a head coach on the collegiate and professional level. The legendary coach compiled an overall head coaching record of 171-128-9 (.572). In 25 seasons as a head coach, McKay's teams won a college conference or professional division championship 11 times and advanced to postseason play on 12 occasions.

McKay was named the first head coach in Buccaneers history on October 31, 1975. He coached the Buccaneers for nine seasons (1976-84) and compiled a 44-88-1 record. In just the franchise's fourth season (1979), he led Tampa Bay to an NFC Central Division championship, a playoff win over Philadelphia and the club's first appearance in the NFC Championship Game. McKay also coached the first Hall of Famer in Buccaneers history, DE Lee Roy Selmon, the team's first overall draft pick in 1976.

.....


In just the franchise's fourth season (1979), McKay led Tampa Bay to an NFC Central Division championship, a playoff win over Philadelphia and the club's first appearance in the NFC Championship Game.

.....

He guided the Buccaneers to consecutive playoff appearances in 1981 and 1982. McKay then led Tampa Bay to its second NFC Central Division championship in 1981. He was a part of the franchise's inaugural win, a 33-14 victory over New Orleans on December 11, 1977. He later served as Team President during the '85 season.

Prior to joining Tampa Bay, McKay coached at the University of Southern California for 16 seasons, from 1960-75. He led the Trojans to four national championships and a 127-40-8 record (.760). McKay coached 40 first-team All-Americans during his 16 years.

In only his third season as head coach at USC in 1962, McKay guided the Trojans to his first national crown. He followed by capturing national championships in the 1967, 1972 and 1974 seasons. His four national titles ranks tied with Notre Dame's Frank Leahy for second all-time, trailing only Alabama's Paul "Bear" Bryant's six championships. In addition, his resume at USC includes three undefeated seasons, nine conference championships,



eight Rose Bowl appearances (including five victories), 14 consecutive winning campaigns and two National Coach of the Year honors (1962 and 1972). He also tutored two Heisman Trophy winners in Mike Garrett (1965) and O.J. Simpson (1968). During his last four seasons at USC (1972-75), he also served as the school's athletic director.

McKay served as an assistant at USC in 1959 before being named the Trojans' head coach in 1960. He was also an assistant coach at Oregon from 1950-1959. McKay played one season as a defensive back at Purdue before transferring to Oregon, where he lettered for three seasons and earned All-American honorable mention and All-Coast first-team honors. Prior to attending college, he served in the Army Air Corps in World War II. McKay was inducted into the College Football Hall of Fame in 1988 and into the Rose Bowl Hall of Fame in 1991. He was also a member of the 1994 inaugural class of USC's Athletic Hall of Fame.

McKay was born in Everettsville, West Virginia. He attended Shinnston High School (WV), where he was an all-state running back and a star guard in basketball.

He and his wife, the late Corky (formerly Nancy Jean Hunter), had four children: John, Rich, Michele, and Terri. Rich now serves as President of the Atlanta Falcons after nine seasons (1995-03) as Tampa Bay's General Manager. John served as General Manager of the 2001 XFL Champion Los Angeles Xtreme and also played wide receiver for USC from 1972-74 and for Tampa Bay from 1976-78.

MCKAY

JIMMIE GILES


The third inductee into the Buccaneers' Ring of Honor and first offensive addition, Jimmie Giles was inducted on December 4, 2011, during halftime of the Buccaneers' game against the Carolina Panthers.

Acquired from Houston in a trade prior to the 1978 NFL Draft, Giles quickly emerged as a standout player, earning honorable mention All-Pro by Sports Illustrated in 1979 and by the Associated Press in 1985, while earning various All-NFC honors from 1979-82. Following the 1980 season, he also became the first offensive Pro Bowl player in franchise history. He remained the only offensive player to represent the team at the league's annual all-star game following the 1981 and 1982 seasons, until running back James Wilder joined him in 1984. Giles then made his fourth Pro Bowl trip in 1985, and, to that point in team history, only DE Lee Roy Selmon had been to the Pro Bowl more frequently.

Giles' four Pro Bowl selections remain the second-highest total among offensive players in franchise annals, trailing only the six trips made by fullback Mike Alstott between 1997 and 2002. Giles is still the only Buccaneer tight end to be selected to the game.

Giles became the first-ever offensive Buccaneer to be selected to a Pro Bowl, as he went on to earn four total trips in his career

A naturally-gifted athlete who was selected by the Los Angeles Dodgers in the 12th round of the 1976 MLB draft, Giles possessed a combination of size and speed that was unusual at his position in the '70s and '80s. Though he stood 6-3 and weighed close to 250 pounds, Giles was known for stretching the field, as evidenced by his impressive career average of 15.4 yards per reception. In 1980, Giles not only led all NFL tight ends with 602 yards on 33 catches, but he was one of the league's best downfield threats, period. Among all players with at least 25 receptions, that season, Giles led the league with 18.2 yards per grab.



Giles' other noteworthy career trend was his nose for the end zone. Along with a franchise mark of 34 touchdown receptions during his time in Buccaneers orange, the gregarious tight end also owns the team record for most touchdowns of any kind in a single game, racking up four scoring catches in a 1985 shootout against the Miami Dolphins. The resulting 24 points Giles recorded in that contest is also a Buccaneer single-game record.

After a nine-year career with the Buccaneers (1978-86), Giles still ranks eighth in receptions (279), third in receiving yards (4,300) and first in receiving touchdowns (34) all-time in franchise history, as well as ranking first in each respective category among tight ends. Giles additionally continues to rank highly among single-season leaders by a tight end in team history, with two of the top five seasons in receiving yards and receptions, and three of the top five seasons in touchdown receptions, including the top mark of eight in 1985.

BUCCANEERS STATISTICS

YEAR	TEAM	G-S	RECEIVING				
			NO	YDS	AVG.	LG	TD
1978	Tampa Bay	16-10	23	324	14.1	38	2
1979	Tampa Bay	16-16	40	579	14.5	66t	7
1980	Tampa Bay	16-15	33	602	18.2	51	4
1981	Tampa Bay	16-16	45	786	17.5	81t	6
1982	Tampa Bay	9-9	28	499	17.8	48	3
1983	Tampa Bay	11-9	25	349	14.0	80	1
1984	Tampa Bay	14-14	24	310	12.9	38	2
1985	Tampa Bay	16-16	43	673	15.7	44	8
1986	Tampa Bay	7-7	18	178	9.9	20	1
9-YEAR TOTALS		121-112	279	4,300	15.4	81	34

88 GILES

PAUL GRUBER

In June 2012, the Buccaneers announced the name of the man who would be the fourth member of the team's Ring of Honor: Paul Gruber.


Gruber joined Hall of Fame DE Lee Roy Selmon, Head Coach John McKay and TE Jimmie Giles in receiving the highest honor the franchise can bestow, as he was inducted during Tampa Bay's Week 6 matchup against the Kansas City Chiefs.

Gruber was a fixture at left tackle for the Buccaneers, spending his entire 12-year career with the team and starting in all of the 183 games that he played.

Gruber is one of the most decorated players in team history, having been named a two-time team MVP (Tampa Sports Club, 1992; local media, 1994), the team's Ed Block Courage Award winner (1995), first-team All-Pro (USA Today, 1996), two-time second-team All-Pro (College and Pro Football Newsweekly, 1990; Associated Press, 1992), two-time All-NFC selection (United Press International, 1989; Football News, 1990) and a Pro Bowl alternate in 1997.

Born in the small town of Prairie du Sac, Wisconsin, Gruber was recruited to the University of Wisconsin as a tight end. Then-head coach, Ron McBride, convinced Gruber to transition to the offensive line after the latter first was placed on the defensive line. His coach's suggestion proved to be the right one, as Gruber's talent for the offensive line led to him being selected by the Buccaneers in the first round (4th overall) of the 1988 NFL Draft.

Gruber opened his NFL career with a remarkable string of 4,850 consecutive snaps (1988-92). He also played the entire 1989 campaign without a single holding penalty, and was instrumental in helping the 1999 Buccaneers win a division title, which was the team's first in 18 years.



Although a broken leg in the 1999 regular-season finale prevented him from playing with his teammates in that playoff game he had helped earn, Gruber's maturity and leadership remained unmatched.

His reputation both on the team and with the local media was one of a quiet, hardworking leader. He became a dependable force to be reckoned with on the field, and a calming presence in the locker room, even during some of Tampa Bay's down seasons.

Today, Gruber resides in Colorado with his wife, Brenda, and the couple's three children: Blake, Chase, and Ashlyn.

CAREER STATISTICS

YEAR	TEAM	G-S
1988	Tampa Bay	16-16
1989	Tampa Bay	16-16
1990	Tampa Bay	16-16
1991	Tampa Bay	16-16
1992	Tampa Bay	16-16
1993	Tampa Bay	10-10
1994	Tampa Bay	16-16
1995	Tampa Bay	16-16
1996	Tampa Bay	13-13
1997	Tampa Bay	16-16
1998	Tampa Bay	16-16
1999	Tampa Bay	16-16
12-YEAR TOTALS		183-183

74 GRUBER

WARREN SAPP

2013 marked a momentous year for Warren Sapp, one of the greatest players in Buccaneers history.

On February 2, he was selected as a first-ballot inductee into the Pro Football Hall of Fame. Three months later, on May 2, Tampa Bay announced that not only would Sapp be the club's 2012 Ring of Honor pick, but that the team would also officially retire his iconic No. 99 jersey.

Warren Sapp was selected as a first-ballot Hall of Famer in 2013, joining Lee Roy Selmon and becoming the second Buccaneers representative to achieve that honor.

Sapp was drafted by the Buccaneers in the first round (12th overall) of the 1995 NFL Draft. He played nine years with Tampa Bay, appearing in 140 games and starting 130, while also starting each of his nine postseason contests. He continued his playing career playing four seasons with the Oakland Raiders, and retired having played 198 career games with 188 starts, recording career totals of 695 tackles, 96.5 sacks, four interceptions with one touchdown, 26 passes defended, 20 forced fumbles and 12 fumble recoveries.

An integral cog in one of the league's top defenses of the late 1990s and early 2000s, Sapp helped lead the 2002 Buccaneers to a world championship in Super Bowl XXXVII. He earned numerous other accolades, including seven Pro Bowl nods, four first-team All-Pro nominations, two second-team All-Pro nominations, NFL Defensive Player of the Year honors, and was twice named to the NFL All-Decade Team.

Sapp's 96.5 sacks stands as the second-most by an interior lineman in league history and he is often credited for having helped revolutionize the defensive tackle position. He set Tampa Bay's single-season record with his 16.5 sacks in 2000, the third-highest total ever recorded by a defensive tackle. In each of his last seven seasons with the Buccaneers, the team's defense ranked in the league's Top 10.



Prior to drafting Sapp, the Buccaneers had suffered through 12 consecutive losing seasons. By his third year, Tampa Bay was appearing in the postseason and, over the next seven years, the team never had a losing record, made the playoffs six times and won Super Bowl XXXVII.

Sapp's career was headlined by his incredible passion, overwhelming talent and legendary personality. He led the Tampa Bay defense with intense devotion and leadership, and his fervor was evident to everyone who watched him play.

Sapp played three seasons at the University of Miami, foregoing his senior season to enter the NFL Draft. As a Hurricane, he recorded 176 tackles, 19.5 sacks, five passes defended, four forced fumbles and four fumble recoveries. He won the Lombardi Trophy for the nation's top lineman/linebacker and was a finalist for the Outland Trophy for the nation's top interior lineman.

CAREER STATISTICS

YEAR	TEAM	G-S	TOTAL TACK.	FUM. REC.	FUM. FOR.	QB SACK
1995	Tampa Bay	16-8	27	0	1.0	3.0
1996	Tampa Bay	15-14	51	1	1.0	9.0
1997	Tampa Bay	15-15	68	1	3.0	10.5
1998	Tampa Bay	16-16	59	1	2.0	7.0
1999	Tampa Bay	15-15	54	2	3.0	12.5
2000	Tampa Bay	16-15	76	1	1.0	16.5
2001	Tampa Bay	16-16	53	2	2.0	6.0
2002	Tampa Bay	16-16	78	1	1.0	7.5
2003	Tampa Bay	15-15	58	0	2.0	5.0
2004	Oakland	16-16	42	2	0.0	2.5
2005	Oakland	10-10	32	0	1.0	5.0
2006	Oakland	16-16	47	0	1.0	10.0
2007	Oakland	16-16	50	1	2.0	2.0
13-YEAR TOTALS		198-188	695	12	20.0	96.5

99 SAPP

DERRICK BROOKS

Derrick Brooks, a first-ballot Class of 2014 selection to the Pro Football Hall of Fame, joined the Buccaneers Ring of Honor in 2014.

Drafted as a first-round pick (28th overall) in the 1995 NFL Draft, Brooks entered the league alongside Warren Sapp, the first-rounder the Buccaneers had selected 12th overall. The two players would both go on to dominate at their respective positions, combining their prowess to turn the Tampa 2 into one of the most dominant defenses in NFL history.

Brooks spent 14 seasons with Tampa Bay, redefining the linebacker position on his way to becoming one of the most decorated Buccaneers of all time, and one of the most respected players across the NFL.

He played in 224 games with 221 starts, both marks standing as second-most in team history, and recorded a franchise-record 2,198 tackles, along with 25 interceptions, 13.5 sacks, 135 passes defended, 25 forced fumbles, and four fumble recoveries. Brooks' seven defensive touchdowns rank second in team history, behind only defensive back Rondé Barber, and he is the only non-defensive back to crack the Top 5 in the team's career interception list.

Brooks proved to be exceptional both on and off the field, earning some of the NFL's most revered awards for his play and his volunteerism.

Brooks earned accolade after accolade during his playing years, being selected as an All-Pro by the Associated Press nine times and totaling franchise-best 11 Pro Bowl berths. In 2002, he was named AP Defensive Player of the Year.

He is also responsible for one of the standout plays in Buccaneer history: a 44-yard interception returned for a touchdown that sealed Tampa Bay's 48-21 victory in Super Bowl XXXVII.

However, beyond Brooks' impact on the field, he was – and continues to be – a difference maker in the Bay Area community. Among his many philanthropic honors, Brooks was co-recipient of the 2000 Walter Payton/NFL Man of the Year and received both the 2003 Bart Starr Award and the 2004 Byron "Whizzer" White Award, some of the most revered honors in the league.



Always a strong proponent of education, Brooks dedicated himself both during his career and following his retirement to filling the needs of students, which began with his The Brooks Bunch program, which served as a cornerstone of his community involved and led the way for the formation of Derrick Brooks Charities, Inc.

Brooks also helped found the Brooks-DeBartolo Collegiate High School; a Hillsborough County sponsored charter high school that currently enrolls over 400 students and serves as the only traditional charter high school in the Bay Area.

A standout player at Florida State University, Brooks was a four-year letterwinner and first-team All-American and All-Atlantic Coast Conference selection. His career statistics include 274 tackles, five interceptions, 8.5 sacks, 13 passes defended, four forced fumbles and three fumble recoveries.

In addition to his selection to the Ring of Honor, Brooks was also inducted into the Pro Football Hall of Fame in 2014, the third Buccaneers player to be enshrined in Canton.

CAREER STATISTICS

YEAR	TEAM	G-S	TOTAL TACK.	INT.	SACKS	PD	FUM FOR.
1995	Tampa Bay	16-13	80	0	1.0	4	2
1996	Tampa Bay	16-16	133	1	0.0	12	1
1997	Tampa Bay	16-16	182	2	1.5	10	1
1998	Tampa Bay	16-16	189	1	0.0	5	2
1999	Tampa Bay	16-16	180	4	2.0	20	2
2000	Tampa Bay	16-16	179	1	1.0	11	5
2001	Tampa Bay	16-16	165	3	0.0	11	1
2002	Tampa Bay	16-16	170	5	1.0	15	0
2003	Tampa Bay	16-16	151	2	2.0	9	3
2004	Tampa Bay	16-16	172	1	1.0	6	3
2005	Tampa Bay	16-16	174	1	3.0	15	1
2006	Tampa Bay	16-16	150	3	3.0	7	0
2007	Tampa Bay	16-16	162	0	0.0	2	3
2008	Tampa Bay	16-16	111	1	0.0	8	1
14-YEAR TOTALS		224-221	2,198	25	13.5	135	25

MIKE ALSTOTT

Mike Alstott was selected as one of two inductees into the Buccaneers Ring of Honor in 2015, along with former quarterback Doug Williams.

Alstott came to Tampa Bay as a second-round selection (35th overall) out of Purdue in the 1996 NFL Draft and quickly rose to acclaim as one of the league's most powerful, punishing rushers, running with a hard-nosed style that earned him the nickname 'A-Train.'

A six-time Pro Bowl selection - a franchise record for an offensive player - and four-time Associated Press All-Pro honoree, Alstott is the Buccaneers' all-time leader in touchdowns (71) and rushing touchdowns (58). He ranks second in franchise annals with 5,088 rushing yards, second in yards from scrimmage (7,372), fourth in receptions (305), and seventh in games played (158).

Alstott's bruising running style and not-to-be-denied goal-line carries made him a legend in the Bay Area and throughout the league.

In eight of his 11 seasons, Alstott led or tied the team lead in rushing touchdowns, recording a career-best 10 in 2001 and twice rushing for three touchdowns in a single game (vs. Minnesota, 10/28/2001; at Cincinnati, 12/27/1998). He recorded seven 100-yard rushing games during his career.

In addition to the accolades he earned during the regular season, Alstott also holds a decorated place in Buccaneers postseason lore. He was a member of six playoff teams and played in 10 postseason contests, both tied for second-most in franchise history behind only Derrick Brooks, and the most ever by an offensive player.

Alstott was part of five Buccaneers playoff victories, tied for a franchise best, while his 341 rushing yards are also the most in club history. Alstott's seven postseason touchdowns, all rushing, are five more than any other player in team history. Four of those scores came en route to the Super Bowl XXXVII title in San Diego following the 2002 season. Alstott also ranks third in postseason receptions (21) and fourth in postseason receiving yards (161).



During his career, Alstott was an active community supporter and his dedication to civic duty only increased since his retirement. During the 2007 offseason, Alstott and his wife Nicole formed the Mike Alstott Family Foundation, with the goal of assisting and uplifting the minds, hearts and spirits of families and children on their way to realizing their full potential through various events, assistance programs and celebrations.

Since the formation of his foundation, Alstott and his family have been involved in organizing and helping carry out numerous outreach events, including frequent programs with All-Children's Hospital; partnering with Big Brothers and Big Sisters; raising funds for the Angelus House, a home for children with disabilities; and special events catered to serving the area's foster children.

Alstott currently serves as the head football coach at Northside Christian School in St. Petersburg, Florida.

CAREER STATISTICS

YEAR	G-S	RUSHING				RECEIVING			
		ATT	YDS	AVG	TD	NO	YDS	AVG	TD
1996	16/16	96	377	3.9	3	65	557	8.6	3
1997	15/15	176	665	3.8	7	23	178	7.7	3
1998	16/16	215	846	3.9	8	22	152	6.9	1
1999	16/16	242	949	3.9	7	27	239	8.9	2
2000	13/13	131	465	3.5	5	13	93	7.2	0
2001	16/16	165	680	4.1	10	35	231	6.6	1
2002	16/9	146	548	3.8	5	35	242	6.9	2
2003	4/3	27	77	2.9	2	10	83	8.3	0
2004	14/11	67	230	3.4	2	29	202	7	0
2005	16/7	34	80	2.4	6	25	222	8.9	1
2006	16/15	60	171	2.9	3	21	85	4	0
2007						Injured Reserve			
12-YEAR TOTALS	158/137	1,359	5,088	3.7	58	305	2,284	7.5	13

DOUG WILLIAMS

Doug Williams was selected as one of two inductees into the Ring of Honor in 2015, along with former fullback Mike Alstott.

Williams joined the Buccaneers as the team's first-round draft choice (17th overall) in the 1978 NFL Draft out of Grambling State and was immediately saddled with the hopes of a struggling franchise searching for a long-term solution at the quarterback position.

Taking over the reins of a team that had won two games combined in its first two NFL seasons, Williams' rookie year led to 10 starts and four wins. He would then start every game over the next four seasons and, in his sophomore season, he engineered one of the most unforeseen success stories of the era when he led the Buccaneers to the 1979 NFC Central Division crown and a berth in the NFC Championship Game.

Williams also took the Buccaneers to a division title in 1981 and led his team to a record above .500 in three of his final four seasons (1979, 1981-82) as Tampa Bay's quarterback. In comparison, from 1976-96, without Williams under center, the franchise did not register another winning season.

.....

Leading Tampa Bay to its first three playoff appearances - including all the way to the NFC Championship Game in 1979 - Williams made an indelible mark on the Buccaneers franchise.

.....

In that four-year stretch from 1979-82, Williams started all of the team's 57 regular season games and three playoff contests. Among his peers during that span, Williams ranked seventh in passing yards (11,369), 10th in touchdown passes (66), and seventh in lowest interception rate (3.8 percent). He also topped all quarterbacks during that period with 856 rushing yards and tied for the most rushing touchdowns with 12.

Williams later played in the USFL (1984-85) before joining the Washington Redskins in 1987, where he won Super Bowl XXII Most Valuable Player honors after leading them to a victory over Denver. The Buccaneers would not reach the playoffs again for a decade and a half, until after the team had been purchased by Malcolm Glazer.



Following his playing career, Williams entered the coaching profession and went on to serve two stints as head coach of his college alma mater (1998-2003, 2011-13), winning four conference championships.

Williams has also served as a personnel executive in NFL front offices, first with the Buccaneers from 2004-10 and currently with the Redskins after being hired in 2014.

Williams is also a member of the Washington Redskins Ring of Fame and was inducted into the College Football Hall of Fame in 2001. As a collegiate player at Grambling, Williams posted a 36-7 record as the starting quarterback and finished fourth in the voting for the Heisman Trophy in 1977.

CAREER STATISTICS

YEAR	TEAM	GP/GS	ATT	CMP.	PCT	YDS	Y/A	TD	INT	RTG
1978	Tampa Bay	10/10	194	73	37.6	1,170	6.0	7	8	53.4
1979	Tampa Bay	16/16	397	166	41.8	2,448	6.2	18	24	52.5
1980	Tampa Bay	16/16	521	254	48.8	3,396	6.5	20	16	69.9
1981	Tampa Bay	16/16	471	238	50.5	3,563	7.6	19	14	76.8
1982	Tampa Bay	9/9	307	164	53.4	2,071	6.7	9	11	69.6
1986	Washington	1/0	1	0	0.0	0	0.0	0	0	39.6
1987	Washington	5/2	143	81	56.6	1,156	8.1	11	5	94.0
1988	Washington	11/10	380	213	56.1	2,609	6.9	15	12	77.4
1989	Washington	4/2	93	51	54.8	585	6.3	1	3	64.1
9-YEAR TOTALS		87/81	2,507	1240	49.5%	16,998	6.8	100	93	69.4

JOHN LYNCH

As one of the most feared safeties of his generation and one of the most impactful figures in Buccaneers history, it was only a matter of time before John Lynch was enshrined in the team's Ring of Honor. Indeed, the elite defender was granted the honor in 2016, and was formally inducted in a halftime ceremony on November 3, 2016 as Tampa Bay faces the Atlanta Falcons on Thursday Night Football.

Lynch came to the Buccaneers as third-round selection (82nd overall) in the 1993 NFL Draft and, upon arriving in Tampa Bay, he joined a team in the midst of some mighty struggles. Despite four consecutive losing seasons to start his career, Lynch, along with teammates and fellow Ring of Honor members Derrick Brooks and Warren Sapp, helped form the foundation that would turn the franchise around.

Lynch dedicated himself to his craft, and his hard work paid off. The defensive back played 15 seasons in the NFL, starting 191 of 224 games for Tampa Bay (1993-2003) and the Denver Broncos (2004-07). He finished his career with 1,277 tackles, 100 passes defended, 26 interceptions, 16 forced fumbles, 13.0 sacks and eight fumble recoveries. He also started all 1 postseason contests in which he appeared, tallying 71 tackles, 12 passes defended and two interceptions.

A captain on the Buccaneers' Super Bowl Championship team in 2002, Lynch's name is still prominent in the team's record book. He ranks fifth in games played (164), sixth in games started (132), fifth in tackles (973) and sixth in interceptions (23). He was selected to five Pro Bowls as a Buccaneer and four as a Bronco, and his nine total appearances in the all-star game are tied for second-most in league history amongst career safeties.

.....

Renowned for his hard-hitting style and fearless demeanor, Lynch set the standard for the safety play in Tampa Bay.

.....

Beyond simply his raw numbers, Lynch was consistently recognized as one of the most cerebral players on the field at any given time. Monte Kiffin nicknamed Lynch "The Closer," after noting the defensive back's penchant for late-game heroics – including an interception that sparked a comeback in the 1999 NFC Divisional Playoff Game against Washington and the pick that sealed Tampa Bay's 38-35 win over St. Louis in a 2000 Monday Night Football contest.



In fact, of his 26 career interceptions, 14 were secured in the fourth quarter and 11 of the 14 came when his team was either up or down by seven points or less. Lynch's talent for securing takeaways at such crucial moments ensured that 21 of his 26 picks helped his team win games.

Lynch made an impact off the field as well. He and his wife Linda formed the John Lynch Foundation in 2000, with a mission to develop quality young leaders through its community initiatives, including the Star of the Month, Lynch Family Legacy Scholarships, Salute the Stars and Lynch's Holiday Party. During his career, Lynch received numerous accolades for his work outside the game, being named a three-time Buccaneers Man of the Year, earning the Byron "Whizzer" White Award in 2006 and the Bart Starr award in 2005, being selected by teammates as the Ed Block Courage Award recipient in 2001 and twice finishing as a finalist for the Walter Payton Man of the Year award, along with numerous other achievements.

Lynch currently serves as the general manager of the San Francisco 49ers, helping guide the team to an NFC Championship in 2019. He has also been a semifinalist for the Pro Football Hall of Fame for seven consecutive years.

CAREER STATISTICS

YEAR	TEAM	G-S	TOTAL TACK.	INT.	SACKS	PD	FUM FOR.
1993	Tampa Bay	15-4	13	0	0.0	2	1
1994	Tampa Bay	16-0	15	0	0.0	0	0
1995	Tampa Bay	9-6	37	3	0.0	5	0
1996	Tampa Bay	16-14	74	3	1.0	9	1
1997	Tampa Bay	16-16	75	2	0.0	4	1
1998	Tampa Bay	15-15	55	2	2.0	6	2
1999	Tampa Bay	16-16	68	2	0.5	14	1
2000	Tampa Bay	16-16	66	3	1.0	7	0
2001	Tampa Bay	16-16	70	3	1.0	8	1
2002	Tampa Bay	15-15	50	3	0.0	12	0
2003	Tampa Bay	14-14	60	2	0.5	7	0
2004	Denver	15-15	56	1	2.0	10	3
2005	Denver	16-16	47	2	4.0	8	4
2006	Denver	16-16	64	0	0.0	5	2
2007	Denver	13-12	48	0	1.0	3	0
15-YEAR TOTALS		224-191	1,277	26	13.0	100	16

MALCOLM GLAZER

Malcolm Glazer, who passed away on May 28, 2014, at the age of 85, purchased the team in 1995 for a then-record \$192 million and immediately began one of the most impressive organizational transformations in professional sports. Two years after Glazer's purchase, the Buccaneers broke a 16-year postseason drought in 1997 and would go on to make the playoffs three of the next four seasons.

Determined to turn his team into a Super Bowl champion, Glazer made a bold move that changed the course of the franchise prior to the 2002 season. In a transaction that sent shockwaves throughout the NFL, he hired Jon Gruden away from the Oakland Raiders in exchange for two first-round draft picks, two second-round draft picks and \$8 million in cash. Less than 12 months later, in January 2003, he delivered the fans of Tampa Bay their first major professional world championship with a resounding victory over the Raiders in Super Bowl XXXVII. During his tenure as owner and president from 1995-2013, the Buccaneers earned seven playoff berths, played in two NFC Championship Games and won their first Super Bowl.

During his tenure as owner and president from 1995-2013, the Buccaneers earned seven playoff berths, played in two NFC Championship Games and won their first Super Bowl.

With his first Super Bowl in hand, Glazer set his sights on continued success and that drive led to another significant improvement. On March 17, 2004, the Buccaneers unveiled plans for their new, 136,200 square-foot state-of-the-art training center. The new facility, considered the largest free-standing training structure of its kind in professional sports at the time, opened to rave reviews in August of 2006, following training camp.

Known among his league peers for years as a pioneering thinker, Glazer infused his team and employees with the determination and dedication to be the best in the NFL and that still rings true today. Glazer's commitment to building a championship organization provided the foundation for continued success, on and off the field.



Glazer also left an equally deep and lasting impact as an advocate for the Tampa Bay community. In 1999, he established the Glazer Family Foundation, which has donated millions and reached out to countless thousands in need. He also was a driving force in the negotiations that secured Super Bowls XXXV and XLIII for Tampa. In 2010, Glazer added to his community-driven legacy with the opening of the Glazer Children's Museum in downtown Tampa.

In May 2009, the Glazer family was honored with the prestigious Gonzmart Family Ambassador of the Year Award, as part of the 26th annual National Tourism Week, presented by Tampa Bay & Company. The Ambassador Award was presented to the Glazer Family in recognition of their efforts to help the tourism industry in the Bay area, as well as their impact on the community overall.



JON GRUDEN

Gruden, who served as the team's head coach from 2002-08, guided the Buccaneers to a 12-4 record in his first season, including a first-place finish in the NFC South en route to delivering a Super Bowl victory.

After taking over the Buccaneers, Gruden turned over more than half the roster with new players. Twenty-seven members of the Super Bowl XXXVII team, including five starters on offense, were not on the roster for the team's final game of the previous season. Tampa Bay's 12 regular season wins during that 2002 campaign stand as the most in a single season in franchise history. During his seven years in Tampa Bay, Gruden amassed 57 wins – the most in franchise history – while his teams made it to the postseason three times (2002, 2005 and 2007). In 2007, he led the Buccaneers to their third NFC South title in six years, becoming the only coach in team history with three division titles.

At the time of his Super Bowl XXXVII victory over his former team, Gruden was the youngest head coach in NFL history to win a Super Bowl. He was also the first non-rookie head coach to lead his team to a Super Bowl win in his first season with that team.

.....

At the time of his Super Bowl XXXVII victory over his former team, Gruden was the youngest head coach in NFL history to win a Super Bowl.

.....

Following Tampa Bay's Super Bowl victory in January, 2003, Gruden, along with quarterback Brad Johnson, was the first non-player ever invited by Disney to star in their popular post-Super Bowl "What's Next" commercial. His off-the-field popularity continued to grow, marked the success of his 2003 book "Do You Love Football?! Winning with Heart, Passion, and Not Much Sleep." Gruden was the recipient of the 2002 Coach of the Year honor at the ESPY awards and was recognized as Professional Coach of the Year at the 37th Victor Awards in 2003.

Prior to his arrival in Tampa, Gruden steered the Raiders to a 38-26 regular season mark in his four seasons (1998-2001) with the club, including postseason appearances in 2000



and 2001. He led Oakland to division titles in each of his final two seasons (2000-01). He also held various coaching and assistant positions with the Philadelphia Eagles, Green Bay Packers, University of Pittsburgh, San Francisco 49ers, University of Pacific, Southeast Missouri State and University of Tennessee after his 1985 graduation from the University of Dayton where he served as the quarterback of the football team and earned a degree in communications.

After his career with the Buccaneers, Gruden moved into the broadcast booth in 2009 as ESPN's game analyst on Monday Night Football where he has served for the past eight seasons. His father, Jim, served as a professional football regional scout, running backs coach and director of player personnel for the Tampa Bay Buccaneers. His brother, Jay, is currently the head coach of the Washington Redskins. He and his wife, Cindy, continue living in Tampa and remain involved in a variety of Tampa-based charitable causes.



TONY DUNGY

Dungy, a 2016 Pro Football Hall of Fame enshrinee, amassed a 54-42 regular season record as head coach of the Buccaneers, posting a franchise-best .563 winning percentage and four playoff appearances.

In 1996, the Glazer Family provided Dungy his first head coaching opportunity on any level after spending the previous 15 seasons as an NFL assistant. In his first season leading the team, Dungy's even-tempered approach and strong leadership guided the team to a 6-10 season which included five wins in the team's last seven games. It would prove to be the only losing campaign in his six seasons as head coach.

By the end of his second season, the transformation was clearly underway as Dungy led Tampa Bay to its first winning record since 1982, earning a playoff berth and delivering Tampa Bay's first playoff victory in 18 years. Prior to the 1997 turnaround, the Buccaneers had lost double-digit games in 13 of the previous 14 seasons. In contrast, Tampa Bay earned four postseason berths in a five-year span under Dungy from 1997-2001, one of only two NFL teams to accomplish that feat, and never posted a season record below .500. The four playoff appearances in Dungy's six seasons (1996-2001) tied for the third-most in the NFL during that span.

Tampa Bay earned four postseason berths in a five-year span under Dungy from 1997-2001, one of the only two NFL teams to accomplish that feat, and never posted a season below .500.

When Dungy brought his defensive expertise to Tampa Bay, he inherited the league's 27th-ranked defense. In his first season, the Buccaneers improved to No. 11 overall. In each of the next five seasons, that unit ranked in the top 10 in the NFL in total defense and points allowed.

Collectively, over Dungy's six-year tenure, the Buccaneers led the NFL on a per game basis in points allowed (17.0), total net yards allowed (286.7) and passing yards allowed (184.1), while allowing the fewest yards per passing attempt (6.14). Dungy's legacy extends beyond statistics and records. Two of his stalwart defensive players, Derrick Brooks and Warren Sapp, became fellow Hall of Fame inductees, while perennial Pro Bowlers John Lynch (2018 finalist), Ronde Barber (2018 semifinalist) and Simeon Rice (2018 semifinalist) remain on the ballot.



Among Dungy's assistant coaches during his Tampa Bay tenure were future NFL head coaches Jim Caldwell, Herman Edwards, Rod Marinelli, Lovie Smith and Mike Tomlin. On February 4, 2007, while head coach of the Indianapolis Colts, Dungy faced off against Smith's Chicago Bears as the two became the first African-American coaches to reach the Super Bowl. Dungy emerged victorious. Two years later, Tomlin followed in his footsteps when he led the Steelers to a Super Bowl XLII victory.

Beyond the football field, Dungy's impact can be felt by the work he does through the Dungy Family Foundation. Based in Tampa, the charity assists organizations in all the NFL cities where Dungy played or coached - Pittsburgh, Minneapolis, Tampa and Indianapolis - by providing opportunities to those in need through educational, emotional and/or financial support. He also serves as the NFL spokesman for All Pro Dad and is active in Big Brothers Big Sisters and Prison Crusade Ministry, among other philanthropic endeavors.

Since retiring from coaching, Dungy has served as a studio analyst for NBC's Football Night in America and Sunday Night Football since 2009. He has authored numerous books that have earned the distinction of New York Times Best Sellers.

Dungy and his wife, Lauren, are the parents of 10 children and still reside in Tampa.



RONDE BARBER

Barber entered the National Football League as the Tampa Bay Buccaneers' third-round selection (66th overall) in the 1997 NFL Draft, and, over the course of his career, developed into one of the most decorated players in franchise history. He played in 241 games with 232 starts for Tampa Bay – both club records – while also recording a streak of 215 consecutive starts, tied for sixth-longest in NFL history. His 200 consecutive starts at cornerback is the most for that position in league history, and his 240 consecutive games played ranks second among defensive players since 1970.

During his career, Barber racked up 1,428 tackles – second in franchise history, behind only linebacker Derrick Brooks – 28.0 sacks, 47 interceptions, eight interception return touchdowns, 243 passes defended, 15 forced fumbles, 11 fumble recoveries, and six additional touchdowns on fumble returns and blocked/deflected punts. In 2001, Barber led the NFL in interceptions, picking off 10 passes, a Buccaneers single-season record.

Barber is the only player in the history of the NFL to have 25 or more sacks and 40 or more interceptions.

Barber also played in 10 playoff games with nine starts, recording 50 tackles, one sack, two interceptions, one interception return touchdown, 11 passes defended and one fumble recovery. He made one of the most memorable plays in Buccaneers history with his 92-yard interception returned for a touchdown against the Philadelphia Eagles in the 2002 NFC Championship Game, sending the Buccaneers to the team's first-ever Super Bowl appearance and an eventual victory in Super Bowl XXXVII.



Barber is the only player in the history of the NFL to have 25 or more sacks and 40 or more interceptions. His 28.0 sacks are second-most all-time among defensive backs, and the most all-time by a cornerback. He tops the Buccaneers' record book with his nine interceptions returned for touchdowns (including postseason), and his 14 total regular-season return touchdowns put him fourth in NFL history.

Barber's on-the-field numbers earned him a myriad of accolades throughout the years, including five Pro Bowl selections, five AP All-Pro team appointments, and nine Player of the Week awards. Barber was also named to the NFL's 2000s All-Decade Team.

Known for his leadership as much as his play, Barber was selected as a team captain for nine consecutive seasons (2004-12), named Buccaneers Man of the Year in 2006 and voted the team's Ed Block Courage Award winner in 2011.

CAREER REGULAR SEASON STATISTICS

YEAR	G-S	TACK.	INT.	PD	SACKS	FF	FR
1997	1-0	3	0	0	0.0	0	0
1998	16-9	68	2	17	3.0	2	0
1999	1-0	74	2	16	1.0	0	0
2000	16-16	97	2	20	5.5	1	1
2001	16-16	91	10	29	1.0	1	1
2002	16-16	95	2	21	3.0	0	0
2003	16-16	111	2	9	1.5	2	1
2004	16-16	111	3	12	3.0	1	2
2005	16-16	120	5	22	2.0	0	1
2006	16-16	108	3	20	0.0	2	0
2007	16-16	87	2	16	1.0	1	2
2008	16-16	100	4	16	2.0	0	1
2009	16-16	93	0	7	2.0	2	1
2010	16-16	102	3	16	1.0	1	0
2011	16-16	77	3	11	1.0	1	1
2012	16-16	91	4	13	1.0	1	0
16-YEAR TOTALS	241-232	1,428	47	245	28.0	15	11

MONTE KIFFIN

Kiffin ranks as the longest-tenured coach in Buccaneers franchise history, having spent 13 seasons with the organization from 1996-2008 under head coaches and fellow Ring of Honor members Tony Dungy (1996-2001) and Jon Gruden (2002-08).

Buccaneers Owner/Co-Chairman Bryan Glazer said: "Monte Kiffin's contributions to building and sustaining one of the most dominant defenses in NFL history were crucial to our franchise's most successful era. Monte worked closely with Tony Dungy and Jon Gruden using his signature defense that became the team's identity and was a key part of winning the Super Bowl. He was an outstanding coach, teacher and leader who consistently got the best out of his players and we eagerly anticipate welcoming him into our Ring of Honor this upcoming season."

Kiffin joined Dungy's coaching staff as defensive coordinator in 1996 and immediately began the process of overhauling the Buccaneers' defense. Kiffin's unit improved from 27th overall the year prior to his arrival to 11th following that first season.

.....

During Kiffin's 13 seasons leading Tampa Bay's defense, the unit ranked in the top 10 in yards allowed 11 times and in points allowed 12 times.

.....

Working alongside Dungy, he helped create and implement the "Tampa 2" defensive scheme that eventually propelled the Buccaneers to their victory in Super Bowl XXXVII. During Kiffin's 13 seasons leading Tampa Bay's defense, the unit ranked in the top 10 in yards allowed 11 times and in points allowed 12 times. During that same 13-year span, the defense led the league in points allowed per game (17.5), ranked second in takeaways (293) and yards allowed per game (286.8), third in interceptions (249) and 10th in total sacks (503).



Kiffin's units are among the most accomplished in team history. In 1999, the Buccaneers' defense, led by eventual AP Defensive Player of the Year Warren Sapp, held opponents to a franchise record low of only 228 first downs on the way to an appearance in the NFC Championship Game. In 2000, Tampa Bay's 55 sacks established another team record.

In 2002, Kiffin was named the Assistant Coach of the Year by both Football Digest and the Pro Football Writers Association after his defensive unit became the first since the 1985 Chicago Bears to lead the league in points allowed (196), yards allowed per game (252.8) and interceptions (31). The 196 points allowed remains the fewest in a single season in team history and the fifth-fewest allowed in a 16-game season in NFL history.

Under Kiffin's leadership, eight different Buccaneers defensive players made a combined 36 Pro Bowl appearances, while six also earned All-Pro team recognition. In addition to Sapp, Derrick Brooks also earned AP Defensive Player of the Year, following the 2002 season.



RAYMOND JAMES STADIUM

An instantly-recognizable Tampa Bay landmark, Raymond James Stadium includes some of the most unique stadium features in the world. It is a blend of modern design, classic appointments, state-of-the-art technology and historic influences that creates one of the most exciting and enjoyable game atmospheres in the NFL.

The stadium, which opened to rave reviews for the 1998 season, just underwent a multi-phase renovation. The first stage of this project was completed in 2014 and encompassed a complete redesign of the main level concession locations. The second phase was completed for the Buccaneers' 2016 season and was highlighted by the installation of new, state-of-the-art HD video boards in each end zone and four HD tower video displays in each corner of the lower bowl, giving the stadium a total video display area in excess of 30,000 square feet - at the time, the third-largest in the NFL. Also included was a new, comprehensive sound system and concessions upgrades, in addition to the renovation of all luxury suites. The third phase of renovations, which was completed in time for the team's 2017 season, included a completely redesigned West Stadium Club, a new, 10,000 square-foot team retail store, expansion of the highly successful Hall of Fame Club, and an expansive new home team locker room. The most recent phase of renovations included a complete renovation of the East Stadium Club along with the opening of a new premium sports bar and restaurant named Bar 76 in the East Club atrium entrance.

Some of the stadium's most recognizable features include:

BUCCANEER COVE

Located in the north end zone of the stadium, Buccaneer Cove encompasses 20,000 square feet and runs the entire length of the end zone concourse. The Cove features a weathered, two-story fishing village facade from which a wide variety of stadium concessions, ranging from standard fare to more authentic Tampa items, are offered. Scattered throughout the area are a variety of beach hut kiosks offering additional concessions.

The centerpiece of Buccaneer Cove is the 103-foot long Pirate Ship, an authentic replica of an early 1800s vessel and arguably one of the most recognizable stadium features in the world.

The most menacing aspect of the Pirate Ship is its massive 9'x7' skull and crossed swords facing the playing field, which features huge, glowing red eyes and a mouth that breathes smoke. Additionally, eight cannons celebrate player introductions, trips inside the red zone and Buccaneers touchdowns by releasing thundering cannon fire and smoke. It is manned by a 30-plus person crew which is responsible for Pirate Ship pyrotechnics, launching t-shirts and tossing out beads to fans throughout the game.

The Ship's dock serves as an entertainment area from which patrons enjoy one of the most unique views in the National Football League. Adding to the festive atmosphere is a larger-than-life interactive talking parrot that sits perched at the Ship's stern.

All areas of Buccaneer Cove and the Ship's facilities are ADA disabled ramp accessible so that all fans can benefit from this unique setting. With a full menu of food and beverages, plentiful facilities and an excellent view of the action on the field, Buccaneer Cove is as animated as the 19th-century pirate village after which it is modeled.



Massive enough to be a striking image from any spot in the stadium, the majestic Pirate Ship looms out over the crowd in the north end zone.

- Ship Length 103'
- Ship Weight 43 tons
- Ship Height 78'
- Bow Detail 9'x7'
- Ship Width 32'
- Swords 16' each

The Pirate Ship was constructed over a two-month period using, among others, the following materials:

- 5.5 tons of concrete
- 14 tons of steel
- 700 yards of sails
- 1 mile of rigging
- 300 feet of rope
- 60 gallons of paint
- 64,000 linear feet of wood trim

ADVENTHEALTH TRAINING CENTER



The Buccaneers make their home at AdventHealth Training Center, a training facility and team operations center that opened in 2006 and is located mere blocks from Raymond James Stadium.

The 136,320-square-foot complex is complete with every amenity and advancement necessary to operate on the highest level, and is a combination of function, style and space. No effort was spared in its creation, from the towering steel-and-glass football entrance to the meticulously kept practice fields.

AHTC, as it is commonly called, houses both all team, coaching and front office areas, as well as the team's business operations center.

Below is a closer look at some of the headquarters' features that players utilize on a daily basis.

LOCKER ROOM AND PLAYERS LOUNGE

The locker room at AdventHealth Training Center covers 6,600 square feet and is an open design that gives a spacious feel. The lockers are four feet across and oak paneled, with drawers, shelves and hooks for storage of all equipment, though some players keep their areas more organized than others! The locker room also includes a large shower and restroom area, complete with a steam room and sauna.

Across the hall from the locker room is the players' lounge, which looks out onto the practice fields. The room is decorated with comfortable leather couches and chairs and features a large entertainment center, two custom Buccaneers pool tables, video arcade machines and more.

The lounge provides extra space for players during downtime, whether it's to grab a snack, play pool or video games with teammates, or even grab a quick nap.

INDOOR FACILITY

In addition to the main facility, the new state-of-the-art indoor practice facility was completed prior to the 2017 season. The 100,000-square-foot facility features a full-sized FieldTurf playing surface, has an indoor clearance of 96 feet and seating for up to 3,500 guests.

The space is used frequently for walkthroughs, practices, select training camp viewing sessions and several other major events hosted at AdventHealth Training Center over the course of the year. The facility provides players and coaching staff members with the luxury of escaping Florida's extremely hot and humid conditions and avoid missed practices due to inclement weather.



TRAINING ROOM

The Buccaneers' training room, under the direction of Head Athletic Trainer Bobby Slater, offers a complete center to cater to the health and well-being of the team.

The training room includes a main space filled with taping tables and related equipment, an expansive rehab area, and a large physician's room, allowing the club's attending physician the ability to see a player privately.

Furthermore, players who need aquatic rehab can do it on site in the popular hydro room, which contains three large tubs: one for cold soaks, one for hot soaks and one for aquatic rehab. The rehab pool is deep enough to submerge a player chest deep and it is equipped with underwater rails and a floor that rolls like a treadmill, giving injured players the best chance to fully recover.



WEIGHT ROOM

The weight room at AHTC is contained in its own separate building, covering 9,353 square feet of space and connected to the east end of the main building by a stylized breezeway.

There are 60-70 different types of machines and countless free weights. The large racks along the front row are big enough for players to work back-to-back, which means there is never a wait for weightlifting. And the machines are specific enough to bend to the need of any player on the team.

The weight room is outfitted with an impressive sound system and the wall that faces the practice fields is made up of six large garage-style doors that can be rolled up to let in the outside air during the nicer portions of the year as well as the hot summer months to prepare for the game in the Florida heat. There is a strong air-conditioning system for the Tampa summers, of course, but, even so, the room's many windows keep the room bright and inviting.

TEAM AUDITORIUM AND POSITION ROOMS

Each day, players and coaches take part in a team meeting, where the head coach addresses the entire group. This takes place in the spacious team auditorium, which is comprised of a large stage surrounded by stadium-style seating, each large chair complete with a desktop to allow players to take notes. From the stage, coaches can roll game or practice film on a large projection screen to discuss with the team highlights or areas that need improvement. The rich wood paneling behind the stage features a giant carved Buccaneers logo.



When it comes time to go over details position-by-position, coaches and players can break out into their own individual position meeting rooms.

Each meeting room looks like a plush, state-of-the-art classroom, with the expected desks and whiteboards, but also a command station for the coaches, with a video and computer system that allows the coaching staff or players to access a vast array of video cutups from practice sessions, Buccaneers games or opponent games. This system includes every game played in the NFL over the last five years, cut up by play so that the data can be assembled in any way the coach wishes. Want to see what the Carolina Panthers have done on every third-and-seven over the last four years? Just a few well-informed keystrokes and you have your digital highlight reel.

The same is true of practice, thanks to the swift work of Video Director Brett Greene's crew. Every practice is shot by several 8K Solutions cameras located around the practice field. During and immediately after each workout, that footage is entered into the system and broken down by play. A coach can walk in off the field, head to his office on the second floor and immediately begin sorting out the footage he wants. Within minutes, he can use it as a teaching tool with his players.

AdventHealth Training Center consists, of course, of more than just these highlighted features. It goes beyond to a high-tech and expertly maintained practice field system, a well-stocked scouting area and a comfortable media studio for press conferences and workroom for local press.

What is AHTC's best feature? That's different for virtually every player, coach and staff member who works within its walls, but suffice to say that there are many, many correct answers.

SUPER BOWLS IN TAMPA

SUPER BOWL XLIII

On February 1, 2009, the Pittsburgh Steelers defeated the Arizona Cardinals 27-23 in dramatic fashion before 70,774 at Raymond James Stadium securing sole possession of the record for most Super Bowl wins with six.

Pittsburgh outgained Arizona 158 to 102 yards in the first half of Super Bowl XLIII, jumping to a 17-7 lead at halftime, aided by LB James Harrison's Super Bowl record 100-yard interception return for a touchdown, the longest scoring play in Super Bowl history. Harrison, the 2008 Defensive Player of the year, totaled four tackles, one pass defended, two quarterback hurries and one interception. Trailing 20-7 at the start of the fourth quarter, Arizona scored 16 unanswered points, including WR



Larry Fitzgerald's 64-yard touchdown reception to take a 23-20 lead with 2:37 remaining in the game. The Steelers marched 78 yards to score on WR Santonio Holmes' six-yard game-winning touchdown catch with 35 seconds left. Holmes finished the game with nine receptions for 131 yards and one touchdown, including four receptions for 71 yards on the final drive, earning him Super Bowl MVP honors. Steelers QB Ben Roethlisberger recorded 256 yards passing on 21-of-30 attempts including one interception and the game-winning touchdown pass. The Cardinals were led by QB Kurt Warner, who completed 31-of-43 pass attempts for 377 yards, three touchdowns and one interception. Warner connected with WR Anquan Boldin for a team-high eight receptions for 84 yards, while Fitzgerald led the team with 127 yards receiving on seven receptions, including two touchdowns.

Approximately 98.7 million people watched Super Bowl XLIII, making it then the most watched Super Bowl ever.

SUPER BOWL XXXV

On January 28, 2001, the Baltimore Ravens defeated the New York Giants 34-7 before 71,921 at Raymond James Stadium. The Ravens' suffocating defense allowed the Giants just 152 total yards and did not permit an offensive touchdown en route to winning Baltimore its first championship in team history.

LB Ray Lewis, named the 2001 Defensive Player of the Year, totaled three tackles, two assists and four passes defended against the Giants, while being named the Most Valuable Player of Super Bowl XXXV.


Former Buccaneer QB Trent Dilfer led the Ravens to their first score with a 38-yard touchdown pass to WR Brandon Stokley to give the Ravens a 7-0 first quarter lead. Dilfer later set up a K Matt Stover 47-yard field goal with 1:48 left in the first half with a 36-yard pass to WR Qadry Ismail.

RB Tiki Barber, twin brother of current Buccaneers CB Ronde Barber, gave the Giants their farthest drive into Ravens' territory with a 27-yard run to Baltimore's 29-yard line. However, CB Chris McAlister intercepted QB Kerry Collins' pass on the next play to end the drive. CB Duane Starks intercepted Collins later in the third quarter and returned the ball 49 yards for a touchdown and a 17-0 lead. S Kim Herring and LB Jamie Sharper also recorded interceptions in the game.



WR Ron Dixon returned the ensuing kickoff 97 yards for a touchdown and cut the Giants' deficit to 10. But WR Jermaine Lewis then matched Dixon's kickoff return as he cut across the field and raced 84 yards for a 24-7 lead with 3:13 left in the third quarter. The three touchdowns in 36 seconds were a Super Bowl record.

RB Jamal Lewis, who finished with 27 carries for 102 yards, scored on a three-yard touchdown run midway through the fourth quarter and gave Baltimore a 31-7 lead. Stover finished off the scoring for the Ravens with a 34-yard field goal midway through the fourth quarter.





SUPER BOWL XXV

On January 27, 1991, Buffalo K Scott Norwood missed a 47-yard FG attempt with four seconds left in Super Bowl XXV, enabling the New York Giants to escape with a 20-19 win over the Bills before 78,813 at Tampa Stadium.

The thrilling contest took place during the height of the United States' military presence in the Persian Gulf. The entire crowd waved American flags during Whitney Houston's emotional rendition of the National Anthem.

The Giants countered Buffalo's run-and-shoot attack with a suffocating ball-control offense. New York owned the ball for a Super Bowl-record 40:33. The Bills had the ball for just eight minutes in the second half.

After the two teams traded field goals, Bills RB Don Smith burrowed in from one yard out to give Buffalo a 10-3 lead. Bruce Smith sacked Giants QB Jeff Hostetler in the end zone. But Hostetler fired back, finding WR Stephen Baker in the end zone to close the gap to 12-10 just before the half.

The Giants then opened the third quarter with an epic march to the end zone, consuming a Super Bowl-record 9:29 on a 14-play, 73-yard march. RB Ottis Anderson capped the drive with a one-yard TD run, giving New York a 17-12 lead. Buffalo recaptured the lead when RB Thurman Thomas rushed 31 yards for a score on the opening play of the fourth quarter. K Matt Bahr then booted a 21-yard FG with 7:20 left to push the Giants ahead 20-19.

Buffalo mustered one last stand as QB Jim Kelly escorted the Bills to the Giants 30. But Norwood missed his 47-yarder wide right, giving New York its second Super Bowl crown. Anderson earned MVP honors after rushing for 102 yards on 21 carries. Thomas totaled 190 yards from scrimmage in a losing effort.



SUPER BOWL XVIII

On January 22, 1984, the Los Angeles Raiders defeated Washington 38-9 before 72,920 at Tampa Stadium in Super Bowl XVIII. The Raiders posted the then-largest margin of victory in a Super Bowl en route to capturing their third Vince Lombardi Trophy.

RB Marcus Allen rushed for a Super Bowl-record 191 yards on just 20 carries, including a record 74-yard scoring jaunt at the end of the third quarter that cemented Most Valuable Player honors.

Los Angeles jumped out to a 7-0 lead when Derrick Jensen recovered a blocked punt in the end zone. The Raiders increased their lead to 14-3 when QB Jim Plunkett fired a 12-yard scoring strike to WR Cliff Branch. After K Mark Moseley booted a 24-yard FG to cut the lead to 14-3, Washington took an unnecessary gamble that proved to be disastrous. QB Joe Theismann attempted to throw a screen pass deep in Redskins territory, but LB Jack Squirek picked it off at the Washington 5 and waltzed into the end zone with seven seconds left in the half.

The Redskins cut the lead to 21-9 on a one-yard TD run by RB John Riggins early in the third quarter. But Allen took over from there, scoring twice before the quarter ended to ice the victory. The win ran Raiders head coach Tom Flores' postseason record to 8-1. The 38 points scored by Los Angeles were the most in the first 18 Super Bowls, surpassing Green Bay's 35 points in Super Bowl I.



SUPER BOWL LV

During the 2017 offseason, Tampa Bay was positioned as the top option to host Super Bowl LV in 2021, when it was decided that Los Angeles would not be able to meet the criteria for hosting the game due to stadium construction delays. At the 2017 Spring League Meeting, Tampa Bay was awarded Super Bowl LV, marking its third selection as a Super Bowl host since the Glazer family's purchase of the team.



RAYMOND JAMES: THE STORY BEHIND THE STADIUM NAME

Raymond James Stadium is not named for some public figure or local sports legend, but rather a thriving diversified financial services firm headquartered across Tampa Bay in St. Petersburg – Raymond James Financial. Raymond James has held the naming rights since the stadium's 1998 opening and is the official wealth management provider for the Tampa Bay Buccaneers.

Traded on the New York Stock Exchange (NYSE), Raymond James Financial, Inc. is a leading diversified financial services company providing private client group, capital markets, asset management, banking and other services to individuals, corporations and municipalities.

To this day, people interacting with Raymond James for the first time assume that, somewhere in the firm's past, there was a founding father named Ray James. The firm's name actually comes from the 1962 merger of two financial service companies, one run by Robert A. James and the other by Edward Raymond. Raymond James was incorporated as Robert A. James Investments in 1962. In 1964, Raymond and Associates merged into Robert A. James Investments – and the firm of Raymond James & Associates was formed.

In an era when most financial firms focused solely on buying and selling stocks or mutual funds, Robert A. James pioneered the concept of financial planning for each individual. The firm has been dedicated to meeting the diverse financial needs of its clients ever since.

The same integrity Bob James demonstrated back in 1964 is what the firm continues to strive for today. Raymond James financial advisors base their investment recommendations not on hot stocks or market fads, but on a full and holistic understanding of each client's needs and goals. This planning-focused approach fosters well-informed decisions and dedication to client service, hallmarks of Raymond James since its inception.

To learn more about the firm or locate a financial advisor, visit raymondjames.com.

CARING FOR OUR COMMUNITIES

"Giving back to the communities in which we live and work" is a phrase that's been part of Raymond James' mission from the beginning. The firm's commitment to putting others first – from clients to neighbors – was established at the company's founding in 1962 and is an integral part of its culture today.

Now more than five decades later, Raymond James and its associates are proud to continue the legacy – started by Raymond James founder Bob James, continued by his son and long-time chairman and CEO, Tom James, and carried on by current chairman and CEO, Paul Reilly – by investing their time, money and talents into the communities in which they live and work. It's so much more than tradition – it's a part of who they are.

Together, Raymond James and the Buccaneers team up to build, strengthen and grow our communities, specifically through the Kicking for Kids and Sack Hunger programs.

KICKING FOR KIDS

This season marks the 21st year of combining the Tampa Bay Buccaneers' on-field success with a commitment to helping children across the Tampa Bay area through the Kicking for Kids program.

For every field goal completed during a regular or postseason game, Raymond James contributes \$1,500 to designated Tampa Bay-area children's hospitals.

Since the Raymond James Kicking for Kids program began in 2000, it has raised more than \$400,000 for local children's hospitals.

SACK HUNGER

Since the 2000 season, Raymond James has joined the Buccaneers and local partners to "sack hunger" by stocking Tampa Bay-area food banks during the holiday season. Through the generosity and support of Raymond James associates, Tampa Bay area residents and Buccaneers fans, the Sack Hunger food drive has collected more than 140 tons of nonperishable food items along with funding through special drives and game-day collections at the stadium, providing more than 250,000 meals to residents in need.

SUPPORTING CULTURE AND THE ARTS

An appreciation for the arts is ingrained in the culture at Raymond James and is reflected at the firm's corporate headquarters, where more than 3,000 original works are on display as part of the Tom and Mary James / Raymond James Financial Art Collection.

A virtual tour of part of the collection is available at raymondjames.com/art.

As part of the firm's continuing support for their community and the arts, Raymond James proudly sponsors art education programs, performing arts and local theaters. By supporting venues and initiatives, the firm celebrates diversity and the melding of cultures, making our city a great place to visit, live and work.

KEY FACTS: RAYMOND JAMES FINANCIAL, INC.

(As of June 30, 2020)

- Approximately 8,200 financial advisors throughout the United States, Canada and overseas.
- Total client assets: approximately \$858 billion.

Address	880 Carillon Parkway, St. Petersburg, Florida, 33716
Website	raymondjames.com
Press Center	raymondjames.com/news-and-media
Founded	August 16, 1962
Chairman & CEO	Paul Reilly
Ticker symbol	RJF
Exchange listing	New York Stock Exchange



The Raymond James Financial Center, the firm's international headquarters, is situated on approximately 1.25 million square feet in north St. Petersburg, in the heart of the Tampa Bay area.

RAYMOND JAMES HIGHLIGHTS

Raymond James' dedication to its clients is reflected in the recognition it continues to receive from its peers as well as from the media.

2019

- Chairman & CEO Paul Reilly was inducted into the Tampa Bay Business Hall of Fame.
- During Raymond James Cares Month in May, 3,371 professionals contributed more than 10,400 hours to benefit 333 nonprofit organizations across 135 communities in the U.S., the United Kingdom and Canada.

2018

- Raymond James and its associates poured nearly \$6.25 million into communities across the country through the United Way annual giving campaign, earning second place on the United Way Suncoast Most Generous Workplaces list.
- Raymond James was the American Heart Association's No. 1 fundraising company in Florida and No. 5 fundraising company in the nation, with 480+ associates participating in the Tampa Bay Heart Walk, raising nearly \$350,000 to end heart disease.
- Raymond James was named to Fortune's list of most admired companies in the securities/asset management category.¹

2017

- Raymond James was selected to be a part of the S&P 500® index.²
- During Raymond James Cares Month in August, more than 2,200 advisors and associates volunteered 6,100 hours to 161 organizations in 105 local communities across 35 U.S. states.

2016

- Raymond James received the Bank Insurance & Securities Association Technology Innovation Award for the fourth consecutive year, recognizing its new Client Reporting system.³
- Twenty-four Raymond James-affiliated advisors were named to the Financial Times FT 400 list of top financial advisors, and 36 Raymond James-affiliated advisors were named to the Barron's list of America's Top Advisors.⁴

Raymond James is not affiliated with the above organizations.

1 Fortune collaborated with its partner Korn Ferry Hay Group on this survey of corporate reputations. Beginning with a universe of about 1,500 candidates, the 1,000 largest U.S. companies ranked by revenue, along with non-U.S. companies in Fortune's Global 500 database that have revenues of \$10 billion or more, it then winnowed the assortment to the highest-revenue companies in each industry, a total of 680 in 28 countries. The top-rated companies were picked from that pool of 680; the executives who voted work at the companies in that group. To determine the best-regarded companies in 51 industries, Korn Ferry Hay Group asked executives, directors and analysts to rate enterprises in their own industry on nine criteria, from investment value and quality of management and products to social responsibility and ability to attract talent. A company's score must rank in the top half of its industry survey to be listed. The ranking may not be representative of any one client's experience, is not an endorsement, and is not indicative of future performance. Neither Raymond James nor any of its financial advisors pay a fee in exchange for this award/rating, nor is Raymond James affiliated with Fortune.

2 The S&P 500 is an unmanaged index of 500 widely held stocks that is generally considered representative of the U.S. stock market. One cannot invest directly in an index.

3 The Bank Insurance & Securities Association (BISA) Technology Innovation Award is designed to recognize leadership in the advancement of the financial services industry's products, services and platforms through technology innovation. This award highlights companies for their commitment to advancements in technology-based solutions for the industry. Candidacy for the 2017 Technology Innovation Award is limited to products launched in 2016 and is open to BISA leadership members, as well as associate and associate plus members.

4 The FT 400 was developed in collaboration with Ignites Research, a subsidiary of the FT that provides specialized content on asset management. To qualify for the list, advisors had to have 10 years of experience and at least \$300 million in assets under management (AUM) and no more than 60% of the AUM with institutional clients. The FT reaches out to some of the largest brokerages in the U.S. and asks them to provide a list of advisors who meet the minimum criteria outlined above. These advisors are then invited to apply for the ranking. Only advisors who submit an online application can be considered for the ranking. In 2016, roughly 960 applications were received and 400 were selected to the final list (40.9%). The 400 qualified advisors were then scored on six attributes: AUM, AUM growth rate, compliance record, years of experience, industry certifications and online accessibility. AUM is the top factor, accounting for roughly 60% to 70% of the applicant's score. Additionally, to provide a diversity of advisors, the FT placed a cap on the number of advisors from any one state that's roughly correlated to the distribution of millionaires across the U.S. Source: Barron's "Top 1,200 Financial Advisors," 2017. Barron's is a registered trademark of Dow Jones & Company, L.P. All rights reserved. The rankings are based on data provided by over 4,000 individual advisors and their firms and include qualitative and quantitative criteria. Data points that relate to quality of practice include professionals with a minimum of seven years of financial services experience, acceptable compliance records (no criminal U4 issues), client retention reports, charitable and philanthropic work, quality of practice, designations held, offering services beyond investments offered including estates and trusts, and more. Financial advisors are quantitatively rated based on varying types of revenues produced and assets under management by the financial professional, with weightings associated for each. Investment performance is not an explicit component, because not all advisors have audited results and because performance figures often are influenced more by clients' risk tolerance than by an advisor's investment picking abilities.

The rankings may not be representative of any one client's experience, are not an endorsement, and are not indicative of advisors' future performance. Neither Raymond James nor any of its financial advisors paid a fee in exchange for these awards/ratings. Raymond James is not affiliated with any of the organizations mentioned.

For more information, visit raymondjames.com.

THE RAYMOND JAMES PLEDGE

We, the associates of Raymond James, commit our energies, intellect and knowledge to attaining the financial objectives of our clients by providing the highest possible level of service and delivering superior investment alternatives. We believe that putting the financial well-being of our clients first ultimately serves the best interests of our shareholders, our communities and ourselves. Remaining responsive to the needs of our clients in a financial environment characterized by constant change is our continuing challenge.

RAYMOND JAMES

Raymond James is the official wealth management provider for the Tampa Bay Buccaneers.

Raymond James & Associates, Inc., member New York Stock Exchange/SIPC | Raymond James Financial Services, Inc., member FINRA/SIPC.

BUCCANEERS RADIO NETWORK



GENE DECKERHOFF



DAVE MOORE



T.J. RIVES

iHeart Media's 98ROCK 97.9 FM will serve as the flagship station for the Buccaneers Radio Network. 98ROCK 97.9 FM will broadcast all Buccaneers games in stereo with a 100,000-watt signal that blankets the Tampa Bay area.

Handling the play-by-play duties for the 32nd straight season is Gene Deckerhoff. Deckerhoff's 32 years of service with the Buccaneers currently ranks as the fifth-longest in the NFL. Considered one of the nation's premier play-by-play announcers, Deckerhoff has also served as the voice of Florida State University football and basketball since 1979.

Deckerhoff is the former play-by-play man for the USFL's Tampa Bay Bandits and also served as the sports director for WCTV-TV in Tallahassee. Deckerhoff is a 15-time recipient of the Florida Sportscaster of the Year award, as well as the winner of the 2013 National Football Foundation Chris Schenkel Award

Dave Moore, former Tampa Bay Buccaneers tight end, enters his 14th season as color analyst with the Buccaneers Radio Network.

Moore spent 13 of his 15 seasons in the NFL with the Buccaneers. The seventh-round draft pick (191st overall) started his first season with the Dolphins in 1992 before joining the Buccaneers. Following a stint in Buffalo during the 2002 campaign, Moore returned to the Bay area and finished his NFL career with 207 receptions for 2,028 receiving yards and 28 touchdowns. He also made a Pro Bowl appearance in 2006.

T.J. Rives begins his 16th season as Tampa Bay's sideline reporter. Rives is a radio and television veteran of the Tampa Bay area and nationally for the last 26 years. He graduated with a degree in broadcasting from the former Memphis State University.

Buccaneers fans across the state can tune into Tampa Bay games thanks to the Buccaneers Radio Network. Deckerhoff's descriptions of the action — including pre-game, halftime and post-game — are simulcast on radio stations throughout the state.



BUCCANEERS RADIO NETWORK AFFILIATES

Brooksville	WWJB 1450 AM	Orlando	WYGM 740 AM/96.9 FM
Daytona Beach	WRKO 93.1 FM	Panama City	WFSX 104.3 FM
Ft. Myers	WWNC 99.3 FM	Pensacola	WEBY 1330 AM/99.1 FM
Gainesville	WRUF 850 AM/98.1 FM	Port St. Lucie	WPSL 1590 AM
Homosassa Springs	WXCV 95.3 FM	Sebring	WWTK 730 AM
Lakeland	WLKF 1430 AM	Tallahassee	WTSM 97.9 FM
Melbourne	MCIX 1060 AM	Tampa Bay/Sarasota	WXTB 97.9 FM

BUCCANEERS.COM AND MOBILE APP

THE TAMPA BAY BUCCANEERS' DIGITAL HOME

Since its launch in 1999, Buccaneers.com has emerged as the definitive source for information, entertainment, video, photography, game coverage and locker-room access regarding the Tampa Bay Buccaneers. Now in conjunction with the app, the Buccaneers digital platforms continue to be on the cutting-edge of sports coverage and are dedicated to providing visitors with the sort of exclusive access that can't be gleaned from any other source.

The website and mobile app also provides fans and members of the media with coverage of all team press conferences following games, on the day after games and during special announcements. Many of these press conferences are streamed live on the site.

A special media section of Buccaneers.com includes dozens of items to help print, radio, television and Internet sources perform their jobs and keep football fans in the know.

Below is a summary of some of the site's most popular content:

NEWS, PHOTOS AND VIDEO

- Up-to-date roster, depth chart and transactions pages
- Feature articles on relevant players and subjects from Senior Writer/Editor Scott Smith and Staff Writer Carmen Vitali
- Archives of press conferences and other events made available shortly after their conclusion
- Frequent video and audio interviews, complete with a deep archive spanning many seasons
- NFL Network coverage of the Buccaneers
- Extensive image archive and special photo galleries

GAME COVERAGE

- Pregame news, including injury updates, lineup information, inactive players and thoughts from the head coach
- Pregame sideline report with Scott Smith and Team Reporter Casey Phillips
- Game photos transmitted directly from Buccaneers' sideline
- Wrap-up stories posted immediately after the game
- Official game highlights from the NFL
- Live coverage of all postgame and day-after-game press conferences by the head coach

ADDITIONAL FEATURES

- Cheerleader section featuring photos and bios
- Ticket and seating information
- Detailed stadium information, featuring seating diagrams, parking maps and concession locations
- Community relations updates
- Official Online Team Store
- How May I Help You? automated chat bot to answer fan questions

BUCCANEERS ON SOCIAL MEDIA

Facebook: /tampabaybuccaneers

Twitter: @buccaneers

Instagram: @buccaneers

Snapchat: bucsnfl

YouTube: /tbbuccaneers

TikTok: @bucs nfl

YouTube: /tbbuccaneers



CHEERLEADERS

Since 1976, the Tampa Bay Buccaneers Cheerleaders have charmed the team's avid fans, performed to worldwide acclaim, and cheered the team to a Super Bowl Championship.

The 28 athletes that comprise the squad are chosen from hundreds of candidates each year to represent the team and include educators, professionals, students and more. These talented athletes are committed both to the team and the community, making a number of appearances for both corporate and non-profit events throughout their term.

In addition to their work within the Tampa Bay area, the Tampa Bay Buccaneers Cheerleaders also serve as ambassadors for the organization throughout the United States and beyond, traveling to locations in Asia, Europe and Australia.



TARA BATTIATO

SENIOR CHEERLEADING MANAGER

In 2020, Tara Battiatto enters her seventh season directing the Tampa Bay Buccaneers Cheerleaders as the team's Senior Cheerleading Manager. Battiatto spent five seasons cheering with the Denver Broncos, serving as a team captain for four years and traveling to Hawaii as the team's 2013 Pro Bowl Representative.

Battiatto also has professional dance experience working with the Houston Rockets, Boise State Mane Line Dance Team, and Austin Ballet Company.

A native of Littleton, Colorado, Battiatto graduated with honors from Boise State.



2020 TAMPA BAY BUCCANEERS CHEERLEADERS

ABBY PETERSON
3rd Season

ANASTASIA LUSNIA
Rookie

ANNA PARRISH
4th Season - Captain

ARIANA SMALL
4th Season

CHLOE BEAR
Rookie

CORINNE HURTADO
4th Season

DARIA FREY
Rookie

ELIZABETH LENTZ
5th Season - Captain

EMILY SMITH
4th Season

EMMA BELL
4th Season

ERIN MCMASTER
Rookie

GABRYELLE GULLION
2nd Season

HANNAH MILLER
Rookie

JESSICA SCHULTZ
Rookie

JOJO ALMONTE
Rookie

JUSTIN FLOYD
Rookie

KAYLA ASENSIO
5th Season

KAYLA TAVERES
4th Season

KIMIAH HICKS
3rd Season

KIRSTIE TULLIS
2nd Season

LINDSEY GOLDAPER
3rd Season

MACKENZIE MILLER
Rookie

MIRANDA SERNA
2nd Season

MORGAN DOMINGUE
2nd Season

RACHEL MARSHLACK
Rookie

STEPHANIE MAY
4th Season - Captain

TALYN MARIANI
4th Season - Captain

THOMAS WILKINS
Rookie

For more information about the Tampa Bay Buccaneers Cheerleaders and Captain Fear, please visit www.buccaneers.com or call (813) 870-2700.

MEDIA INFORMATION

MEDIA POLICIES

Due to regulations put into place by the NFL and the NFLPA, the Buccaneers 2020 media policies are subject to change based on evaluations and response to the COVID-19 pandemic by the National Football League, national and local government agencies, health officials and the Buccaneers.

If you have a specific inquiry or would like the full media policy, please contact a member of the Buccaneers communications staff.

Interview Requests: All interview requests for Tampa Bay Buccaneers players, coaches, executives or staff members should be directed to the Communications Department .

Credential Requests: Credential requests are honored for accredited media on specific assignment and must be made through the Buccaneers' Communications department. Credentials will not be issued to writers or photographers working on a freelance basis unless the request is made by an approved publication or news organization. All credential requests must be submitted via the Buccaneers' media site at <https://www.buccaneers.com/media/>. Contact Danielle Burns with any questions regarding credentials.

Media Website: All Buccaneers media materials will be posted to the Buccaneers media website, <https://www.buccaneers.com/media/>.

Communications Twitter: Media are strongly encouraged to follow the Buccaneers Communications Twitter account (@BuccaneersComms). The account will notify you of upcoming media availabilities and feature all press releases, statistical information and transcripts provided by the communications staff.

TAMPA BAY BUCCANEERS

AdventHealth Training Center
One Buccaneer Place - Tampa, FL 33607

PHONE NUMBERS

Main: (813) 870-2700 - **Communications:** (813) 554-1311
Communications Fax: (813) 387-6317 - **Ticket Office:** (813) 879-2827

COMMUNICATIONS DEPARTMENT

Vice President of Communications	Nelson Luis nluis@buccaneers.nfl.com	Work: (813) 554-1314
Director of Communications	Michael Pehanich mpehanich@buccaneers.nfl.com	Work: (813) 387-6325
Senior Communications Manager	Chris King cking@buccaneers.nfl.com	Work: (813) 387-6355
Communications Coordinator	Andrew Holman aholman@buccaneers.nfl.com	Work: (813) 998-3809
Communications Coordinator	Danielle Burns DBurns@buccaneers.nfl.com	Work: (813) 998-3809
Communications Intern	Jake Spitz JSpitz@buccaneers.nfl.com	



TAMPA BAY
BUCCANEERS

