

# GAME RELEASE



CADE OTTON  
#88 x TE



VS



PRESEASON WEEK 1

**AUG. 11 AT 7:00 PM**

# TAMPA BAY BUCCANEERS

2023 WEEKLY GAME RELEASE

Buccaneers Media Website  
LINKS: [WeeklyInformationMaterials](#)  
[Credential Request Form](#)

0-0



PRESEASON WEEK 1 - TAMPA BAY VS. PITTSBURGH

0-0



## GAMEDAY INFORMATION



Friday, August 11, 2023  
Kickoff: 7:00 p.m. ET  
Location: Raymond James Stadium (Tampa, FL)



**WFLA Crew:** Chris Myers (PxP), Rondé Barber (Analyst), Dan Lucas (Reporter)



**Buccaneers Radio:** 98ROCK, Flagship Station  
Broadcast Crew: Gene Deckerhoff (PxP), Dave Moore (Color), T.J. Rives (Reporter)  
**Spanish Radio:** 96.1 Caliente, Carlos Bohorquez (PxP), Martin Gramatica (Analyst)

# STEERING THE SHIP

"WE WRITE OUR OWN NARRATIVE" - TODD BOWLES

### 2023 PRESEASON



### PRESEASON QUICK FACTS

- Friday's matchup between the Buccaneers and Steelers marks the sixth all-time preseason meeting between the two teams.
- All-Time Preseason Record vs. Pittsburgh: 2-3
- Last Preseason Meeting: Aug. 9, 2019 | Steelers 30, Buccaneers 28

## ACCOUNTABLE TO ONE ANOTHER

### DIALING IT UP DAVE'S WAY - CANALES TAKES CHARGE

Dave Canales takes over the Tampa Bay offense following his 13-year run with the Seattle Seahawks. In his most recent position as quarterbacks coach, Canales coached Geno Smith to his first career Pro Bowl selection and NFL Comeback Player of the Year honors. Smith led the league in completion percentage (69.8), while setting career highs in passing yards (4,282) and touchdowns (30).

| GENO SMITH              | PRIOR CAREER AVG. | 2022 (NFL RANK) |
|-------------------------|-------------------|-----------------|
| Completion Percentage   | 58.8%             | 69.8% (1st)     |
| Passer Rating           | 75.7              | 100.9 (5th)     |
| Passing Touchdowns/Game | 0.76              | 1.76 (5th)      |
| Passing Yards/Game      | 153.7             | 251.9 (9th)     |
| Passing Yards/Attempt   | 6.9               | 7.5 (9th)       |
| Touchdown-to-INT Ratio  | 0.92              | 2.73 (10th)     |
| Interception Percentage | 3.7%              | 1.9% (12th)     |

HOME AWAY

### 2023 SCHEDULE

SEPT. 10



SEPT. 17



SEPT. 25



OCT. 1



WEEK 5 BYE

OCT. 15



OCT. 22



OCT. 26



NOV. 5



TBD

NOV. 12



NOV. 19



NOV. 26



DEC. 3



DEC. 10



DEC. 17



DEC. 24



DEC. 31





# OFFENSIVE NOTES

## A CONSISTENTLY-DOMINANT DUO

• Mike Evans (1,124) and Chris Godwin (1,023) each surpassed the 1,000-yard receiving mark last season, marking the fourth time in franchise history that multiple Buccaneers surpassed the 1,000-yard mark in the same season (2014, 2019, 2021, 2022). Evans and Godwin have accounted for the past three such occasions.



• Evans and Godwin were 1-of-5 sets of teammates last season to go over 1,000 yards each.

### 1,000-YARD RECEIVING DUOS - 2022 SEASON

| Players (Team)                               | Comb. RYds   |
|--|--------------|
| 1. Tyreek Hill & Jaylen Waddle (MIA)         | 3,066        |
| 2. A.J. Brown & Devonta Smith (PHI)          | 2,692        |
| <b>3. Mike Evans &amp; Chris Godwin (TB)</b> | <b>2,147</b> |
| 4. D.K. Metcalf & Tyler Lockett (SEA)        | 2,081        |
| 5. Ja'Marr Chase & Tee Higgins (CIN)         | 2,075        |

• Godwin also reached the 100-reception milestone, setting a career high with 104 catches in 2022 - the second-most in a single season in franchise history.

### SINGLE SEASON RECEPTION LEADERS - TEAM HISTORY

| Player (Season)               | Rec.       |
|-------------------------------|------------|
| 1. Keyshawn Johnson (2001)    | 106        |
| <b>2. Chris Godwin (2022)</b> | <b>104</b> |
| 3. Chris Godwin (2021)        | 98         |
| 4. Mike Evans (2016)          | 96         |
| 5t. Chris Godwin (2019)       | 86         |
| 5t. Mike Evans (2018)         | 86         |
| 5t. Mark Carrier (1989)       | 86         |

• Evans reached the 1,000-yard mark for the ninth consecutive season - the longest-such streak to begin a career and tied for the second-longest streak overall in league history.

### LONGEST STREAKS OF 1,000-YARD SEASONS

| Player (Seasons)                     | Streak   |
|--------------------------------------|----------|
| 1. Jerry Rice (1986-1996)*           | 11       |
| <b>2t. Mike Evans (2014-Present)</b> | <b>9</b> |
| 2t. Tim Brown (1993-2001)*           | 9        |
| 4t. Cris Carter (1993-2000)*         | 8        |
| 4t. Marvin Harrison (1999-2006)*     | 8        |
| 4t. Torry Holt (2000-2007)           | 8        |

\*Member of the Pro Football Hall of Fame

• Evans's nine total 1,000-yard seasons are tied for the third-most in NFL history, trailing only Pro Football Hall of Famers Jerry Rice and Randy Moss.

### MOST CAREER 1,000-YARD SEASONS

| Player                | Seasons  |
|-----------------------|----------|
| 1. Jerry Rice*        | 14       |
| 2. Randy Moss*        | 10       |
| <b>3t. Mike Evans</b> | <b>9</b> |
| 3t. Larry Fitzgerald  | 9        |
| 3t. Terrell Owens*    | 9        |
| 3t. Jimmy Smith       | 9        |

\*Member of the Pro Football Hall of Fame

## EYEING A BREAKOUT CAMPAIGN

• Rachaad White led all rookie running backs in both receptions and receiving yards in 2022, and now he prepares to take over the lead role in the Buccaneers backfield.



• Prior to White, the last rookie running back with 50+ receptions and 400+ rushing yards on fewer than 200 touches was Christian McCaffrey, who proceeded to record 1,098 rushing yards, 107 receptions, 867 receiving yards and 13 total touchdowns in his sophomore season.

### ROOKIE RB RECEPTION LEADERS - 2022 SEASON

| Player (Team)                | Receptions |
|------------------------------|------------|
| <b>1. Rachaad White (TB)</b> | <b>50</b>  |
| 2. Dameon Pierce (HOU)       | 30         |
| 3. Jaylen Warren (PIT)       | 28         |

### BUCCANEERS ALL-TIME ROOKIE RB RECEPTION LEADERS

| Player (Season)                            | Receptions |
|--|------------|
| 1. Mike Alstott (1996)                     | 65         |
| <b>2. Rachaad White (2022)</b>             | <b>50</b>  |
| 3. Doug Martin (2012)                      | 49         |
| 4. James Wilder (1981)                     | 48         |
| 5t. Reggie Cobb (1990)/Warrick Dunn (1997) | 39         |

## SOLID UP FRONT

• Since the start of the 2020 season, Tampa Bay ranks first in sacks allowed per pass attempt (3.1%) and leads the NFL in most games without allowing a sack (16). Led by Pro Bowl tackle Tristan Wirfs, the Buccaneers finished first in the NFL in 2022 in both fewest sacks allowed (22) and fewest sacks per pass attempt (2.8%).

### SACKS ALLOWED PER PASS ATTEMPT - (2020-22)

| Team                           | Sacks Allowed % |
|--------------------------------|-----------------|
| <b>1. Tampa Bay Buccaneers</b> | <b>3.1</b>      |
| 2. Kansas City Chiefs          | 3.8             |
| 3. Pittsburgh Steelers         | 4.5             |
| 4. Buffalo Bills               | 4.6             |
| 5. Green Bay Packers           | 4.9             |



### GAMES WITHOUT ALLOWING A SACK - (2020-22)

| Team                           | Games     |
|--------------------------------|-----------|
| <b>1. Tampa Bay Buccaneers</b> | <b>16</b> |
| 2. Kansas City Chiefs          | 11        |
| 3t. Detroit Lions              | 10        |
| 3t. San Francisco 49ers        | 10        |

## PRESEASON WEEK 1 VS. PITTSBURGH



# DEFENSIVE NOTES

## THE BUZZ AROUND THE BUCCANEERS DEFENSE



### OPPONENT YARDS/GAME RANKINGS - 2022 SEASON

| Team                            | Opp. YPG     |
|---------------------------------|--------------|
| 1. San Francisco 49ers          | 300.6        |
| 2. Philadelphia Eagles          | 301.5        |
| 3. Washington Commanders        | 304.6        |
| 4. New York Jets                | 311.1        |
| 5. New Orleans Saints           | 314.8        |
| 6. Buffalo Bills                | 319.1        |
| 7. Denver Broncos               | 320.0        |
| 8. New England Patriots         | 322.0        |
| <b>9t. Tampa Bay Buccaneers</b> | <b>324.3</b> |
| 9t. Baltimore Ravens            | 324.3        |

### TALLY UP THE TAKEAWAYS



• The Buccaneers defense has been one of the best in the league in creating turnovers since **Todd Bowles** took over in 2019. From the start of the 2019 season, Tampa Bay ranks tied for fifth in takeaways and first in points off turnovers.

### NFL TEAM TAKEAWAYS (2019-22)

| Team                            | TA         |
|---------------------------------|------------|
| 1. New England Patriots         | 118        |
| 2. Pittsburgh Steelers          | 110        |
| 3t. Buffalo Bills               | 106        |
| 3t. Dallas Cowboys              | 106        |
| <b>5t. Tampa Bay Buccaneers</b> | <b>102</b> |
| 5t. Indianapolis Colts          | 102        |
| 5t. Minnesota Vikings           | 102        |

### POINTS OFF TAKEAWAYS (2019-22)

| Team                           | Points     |
|--------------------------------|------------|
| <b>1. Tampa Bay Buccaneers</b> | <b>390</b> |
| 2. New England Patriots        | 381        |
| 3. Dallas Cowboys              | 379        |
| 4. Green Bay Packers           | 361        |
| 5. Baltimore Ravens            | 336        |

### TEAM STRIP SACKS - (2019-22)

| Team                           | SS        |
|--------------------------------|-----------|
| 1. Arizona Cardinals           | 33        |
| <b>2. Tampa Bay Buccaneers</b> | <b>32</b> |
| 3. Philadelphia Eagles         | 30        |
| 4t. Dallas Cowboys             | 27        |
| 4t. Pittsburgh Steelers        | 27        |

### TEAM SACK LEADERS - (2019-22)

| Team                           | Sacks        |
|--------------------------------|--------------|
| 1. Pittsburgh Steelers         | 205.0        |
| 2. Los Angeles Rams            | 191.0        |
| 3. Philadelphia Eagles         | 191.0        |
| 4. New Orleans Saints          | 190.0        |
| <b>5. Tampa Bay Buccaneers</b> | <b>187.0</b> |

### TEAM QB HITS LEADERS - (2019-22)

| Team                           | QBH        |
|--------------------------------|------------|
| <b>1. Tampa Bay Buccaneers</b> | <b>452</b> |
| 2. Pittsburgh Steelers         | 420        |
| 3t. Baltimore Ravens           | 405        |
| 3t. Philadelphia Eagles        | 405        |
| 5. New Orleans Saints          | 402        |

### TACKLES FOR LOSS - (2019-22)

| Team                           | TFL        |
|--------------------------------|------------|
| 1. Pittsburgh Steelers         | 355        |
| 2. Buffalo Bills               | 354        |
| <b>3. Tampa Bay Buccaneers</b> | <b>348</b> |
| 4. Arizona Cardinals           | 342        |
| 5. Philadelphia Eagles         | 339        |

### LIGHT ON PUBLICITY, HEAVY ON PRODUCTION



• Defensive captain **Lavonte David** surpassed the 100-tackle mark last season and finished tied for the team lead with 124 tackles. His nine seasons for Tampa Bay with 100+ tackles are the second-most in Buccaneers history, trailing only Pro Football Hall of Famer Derrick Brooks.

• In Week 16, he notched the 43rd 10-tackle performance of his career, surpassing Derrick Brooks (42) for the most double-digit tackle games in franchise history, according to Pro Football Reference.

### MOST 100 TACKLE SEASONS - FRANCHISE HISTORY

| Player                  | Seasons  |
|-------------------------|----------|
| 1. Derrick Brooks       | 12       |
| <b>2. Lavonte David</b> | <b>9</b> |
| 3. Hardy Nickerson      | 6        |
| 4t. Barrett Ruud        | 4        |
| 4t. Shelton Quarles     | 4        |

### 10+ TACKLE GAMES - FRANCHISE HISTORY

| Player                  | Games     |
|-------------------------|-----------|
| <b>1. Lavonte David</b> | <b>43</b> |
| 2. Derrick Brooks       | 42        |
| 3. Barrett Ruud         | 21        |
| 4. Devin White          | 20        |
| 5. Shelton Quarles      | 19        |



# VS. PITTSBURGH

## AGAINST THE COMPETITION



**263**  
PASS YDS

**3**  
PASS TD

**0**  
INT

**115.2**  
PASS RTG

### BAKER MAYFIELD

1/10/21 WILD CARD GAME VS. PITTSBURGH



**6**  
RECEPTIONS

**1**  
TD

**137**  
REC. YARDS

**22.8**  
YDS/REC.

### MIKE EVANS

9/24/18 WEEK 3 VS. PITTSBURGH



**5**  
TACKLES

**10**  
SACK

**2**  
TFL

**1**  
QBH

### ANTOINE WINFIELD JR.

10/16/22 WEEK 6 VS. PITTSBURGH

## 2022 REGULAR SEASON COMPARISON

| BUCCANEERS |        |                 | STEELERS |        |
|------------|--------|-----------------|----------|--------|
| STAT       | RANK   |                 | STAT     | RANK   |
| 346.7      | 15th   | TOTAL OFFENSE   | 322.6    | 23rd   |
| 76.9       | 32nd   | RUSH OFFENSE    | 121.9    | 16th   |
| 269.8      | 2nd    | PASS OFFENSE    | 200.6    | 24th   |
| 324.3      | t-9th  | TOTAL DEFENSE   | 330.4    | 13th   |
| 120.7      | 15th   | RUSH DEFENSE    | 108.1    | 9th    |
| 203.6      | 9th    | PASS DEFENSE    | 222.3    | 19th   |
| 18.4       | 25th   | POINTS SCORED   | 18.1     | 26th   |
| 21.1       | 13th   | POINTS ALLOWED  | 20.4     | 10th   |
| 45.0       | t-7th  | SACKS           | 40.0     | t-14th |
| 22.0       | 1st    | SACKS ALLOWED   | 38.0     | t-13th |
| -2         | t-20th | TURNOVER MARGIN | +4       | t-9th  |

## TEAM LEADERS

|                                      |                        |  |
|--------------------------------------|------------------------|--|
| Leonard Fournette (668)              | <b>RUSHING YARDS</b>   | Najee Harris (1,034)                       |
| Leonard Fournette (3)                | <b>RUSHING TDS</b>     | Najee Harris (7)                           |
| Tom Brady (90.7)                     | <b>PASSER RATING</b>   | Mitchell Trubisky (81.1)                   |
| Tom Brady (4,694)<br>3rd in the NFL  | <b>PASSING YARDS</b>   | Kenny Pickett (2,404)                      |
| Tom Brady (25)<br>t-8th in the NFL   | <b>PASSING TDS</b>     | Kenny Pickett (7)                          |
| Chris Godwin (104)<br>8th in the NFL | <b>RECEPTIONS</b>      | Diontae Johnson (86)                       |
| Mike Evans (1,124)                   | <b>RECEIVING YARDS</b> | Diontae Johnson (882)                      |
| Mike Evans (6)                       | <b>RECEIVING TDS</b>   | George Pickens (4)                         |
| Lavonte David/<br>Devin White (124)  | <b>TACKLES</b>         | Myles Jack (104)                           |
| Vita Vea (6.5)                       | <b>SACKS</b>           | Alex Highsmith (14.5)<br>6th in the NFL    |
| Three Players Tied (2)               | <b>INTERCEPTIONS</b>   | Minkah Fitzpatrick (6)<br>t-1st in the NFL |



# ROSTER BREAKDOWN

## PRO BOWL BUCCANEERS

|                                       |                        |
|---------------------------------------|------------------------|
| <b>Mike Evans (4)</b> .....           | 2016, 2018, 2019, 2021 |
| <b>Shaquil Barrett (2)</b> .....      | 2019, 2021             |
| <b>Tristan Wirfs (2)</b> .....        | 2021, 2022             |
| <b>Lavonte David (1)</b> .....        | 2015                   |
| <b>Chris Godwin (1)</b> .....         | 2019                   |
| <b>Ryan Jensen (1)</b> .....          | 2021                   |
| <b>Vita Vea (1)</b> .....             | 2021                   |
| <b>Devin White (1)</b> .....          | 2021                   |
| <b>Antoine Winfield Jr. (1)</b> ..... | 2021                   |



## QUICK FACTS

|  |  |
|--|--|
| Oldest .....                               | LB, <b>Lavonte David</b> , 33, Born 8/3/77   |
| Youngest.....                              | RB <b>Sean Tucker</b> , 21, Born 10/25/01  |
| Tallest.....                               | OL <b>Luke Haggard</b> , OLB <b>Anthony Nelson</b> ,<br>..... and OLB <b>Charles Snowden</b> , 6'7 |
| Shortest .....                             | WR <b>Deven Thompkins</b> , 5'8  |
| Heaviest .....                             | DL <b>Vita Vea</b> , 347 lbs   |
| Lightest.....                              | WR <b>Deven Thompkins</b> , 155 lbs  |
| Most Seasons as a Buccaneer .....          | .....  |
| .....                                      | LB <b>Lavonte David</b> , 12th season  |
| Most NFL Seasons .....                     | LB <b>Lavonte David</b> , 12th season  |
| Most Games Played .....                    | LB <b>Lavonte David</b> , 166  |
| Most Games Started.....                    | LB <b>Lavonte David</b> , 166  |
| Total Rookies.....                         | 27   |
| Players with 5+ Years of Experience.....   | 22   |
| Players with 10+ Years of Experience ..... | 5  |

## BY COLLEGE

|                     |   |
|---------------------|---|
| <b>W</b> Washington | 4 |
| <b>AU</b> Auburn    | 3 |
| <b>IOWA</b> Iowa    | 3 |
| 13 Schools Tied     | 2 |

## BY CONFERENCE

|                                 |    |
|---------------------------------|----|
| <b>BIG</b> BigTen               | 16 |
| <b>ACC</b> ACC                  | 11 |
| <b>SEC</b> SEC                  | 11 |
| <b>PAC-12</b> PAC-12            | 8  |
| <b>BIG 12 CONFERENCE</b> Big 12 | 6  |

## FIRST ROUND PEDIGREE

| Round (Pick) | Player             | Team                 | Year |
|--------------|--------------------|----------------------|------|
| 1 (7)        | Mike Evans         | Tampa Bay Buccaneers | 2014 |
| 1 (1)        | Baker Mayfield     | Tampa Bay Buccaneers | 2018 |
| 1 (12)       | Vita Vea           | Tampa Bay Buccaneers | 2018 |
| 1 (5)        | Devin White        | Tampa Bay Buccaneers | 2019 |
| 1 (13)       | Tristan Wirfs      | Tampa Bay Buccaneers | 2020 |
| 1 (32)       | Joe Tryon-Shoyinka | Tampa Bay Buccaneers | 2021 |

## BY STATE

|                      |    |
|----------------------|----|
| <b>FL</b> Florida    | 11 |
| <b>TX</b> Texas      | 10 |
| <b>CA</b> California | 6  |
| <b>GA</b> Georgia    | 6  |
| <b>MD</b> Maryland   | 6  |



# HC TODD BOWLES

## CAREER HIGHLIGHTS

- X Named 2014 Assistant Coach of the Year by the Pro Football Writers Association and the Associated Press.
- X The architect of Tampa Bay's Super Bowl LV-winning defense during the 2020 NFL season.
- X Bowles' defenses have finished inside the top five in fewest yards per play five times (2013, 2015, 2019, 2020, 2021).
- X Placing a heavy emphasis on stopping the run, Bowles' defenses have led the NFL in fewest rushing yards allowed per game three times (2014, 2019, 2020).
- X 24 different players have earned Pro Bowl selections with Bowles as their position coach, defensive coordinator or head coach.
- X Enjoyed an eight-year career as an NFL defensive back, playing for Washington (1986-1990, 1992-93) and the San Francisco 49ers.
- X Started 12 games and contributed four interceptions for a Washington team that won Super Bowl XXII.

**ACCOUNTABILITY  
BREEDS  
RESPONSIBILITY**



## COACHING CAPSULE

24th NFL Season (6th as Head Coach)  
Buccaneers Head Coach: 2nd Year

Regular Season Record: 34-50 (.405)  
Miami Dolphins: 2-1 (.667)\*  
New York Jets: 24-40 (.375)

**Tampa Bay Buccaneers: 8-9 (.471)**
















Postseason Record: 0-1

\*Interim Head Coach

## TAMPA BAY BUCCANEERS

- X Spent three seasons as Tampa Bay's defensive coordinator (2019-21) prior to being promoted to head coach on March 30, 2022.
- X Joined Jon Gruden as the only coaches in franchise history to win a division title in their first year as head coach.
- X Executed a historic defensive performance in Super Bowl LV, in which the Buccaneers held the Kansas City Chiefs to just nine points and without a touchdown.
- X Bowles has coached six different Buccaneers to Pro Bowl selections: Shaquil Barrett (2019, 2021), Jason Pierre-Paul (2020), Vita Vea (2021), Devin White (2021), Antoine Winfield Jr. (2021) and Tristan Wirfs (2022).
- X Led the NFL's top run defense in back-to-back seasons from 2019-20.
- X In his three seasons as defensive coordinator, Tampa Bay ranked first in fewest rushing yards allowed per game (82.5), first in fewest rushing yards per attempt (3.72), first in quarterback hits (352), first in fumble recoveries (37), first in passes defended (241), second in strip sacks (26), third in tackles for loss (262), third in takeaways (82), third in sacks (142), fourth in forced fumbles (52), tied for fourth in defensive touchdowns (nine), fifth in fewest yards per play allowed (5.13) and fifth in passing yards per attempt allowed (6.78).

## TODD BOWLES AT A GLANCE

|  |                     |  |   |         |                                 |
|--|---------------------|--|---|---------|---------------------------------|
|  | <b>2022-2019-21</b> | <b>Head Coach</b><br>Defensive Coordinator       |  | 1998-99 | Defensive Coordinator/DBs       |
|  | 2015-18             | Head Coach                                       |  | 1997    | Defensive Coordinator/Secondary |
|  | 2013-14             | Defensive Coordinator                            |  | 1995-96 | College Scouting Assistant      |
|  | 2012                | Secondary/Interim<br>Defensive Coordinator       |  | 1992-93 | Player                          |
|  | 2011<br>2008-11     | Interim Head Coach<br>Asst. Head Coach/Secondary |  | 1991    | Player                          |
|  | 2005-07             | Defensive Backs                                  |  | 1986-90 | Player                          |
|  | 2004<br>2001-03     | Secondary<br>Nickel Package                      |  | 1982-85 | Player                          |
|  | 2000                | Defensive Backs                                  |   |         |                                 |



# COACHING STAFF

## COORDINATORS



**Harold Goodwin**  
Assistant HC/Run  
Game Coordinator




**Keith Armstrong**  
Special Teams  
Coordinator



**Dave Canales**  
Offensive  
Coordinator




**Larry Foote**  
Pass Game Coord./  
Inside Linebackers



**Kacy Rodgers**  
Run Game Coord./  
Defensive Line

## ASSISTANT COACHES



**Tim Atkins**  
Assistant  
Secondary



**Mike Chiurco**  
Defensive  
Assistant



**George Edwards**  
Outside  
Linebackers




**Sarah Evans**  
Senior Manager of  
Coaching Operations



**Joey Fitzgerald**  
Defensive Quality  
Control



**Joe Gilbert**  
Offensive Line



**Brad Idzik**  
Wide Receivers



**Rashad Johnson**  
Defensive  
Assistant



**Jeff Kastl**  
Offensive Quality  
Control



**Thaddeus Lewis**  
Quarterbacks



**Tom Moore**  
Senior Offensive  
Assistant



**Skip Peete**  
Running Backs



**David Raih**  
Senior Offensive  
Analyst




**Nick Rapone**  
Safeties




**Kevin Ross**  
Cornerbacks



**Jordan Somerville**  
Assistant  
Quarterbacks



**Keith Tandy**  
Assistant  
Special Teams



**John Van Dam**  
Tight Ends

**GAMEDAY LOCATION KEY**

**S - SIDELINE**

**B - COACHES BOOTH**





Mike Tomlin was named the 16th head coach in franchise history on January 22, 2007.

Tomlin became the youngest head coach in NFL history to both coach in and win a Super Bowl when he led the Steelers to a 27-23 victory over the Arizona Cardinals in Super Bowl XLIII (36 years, 323 days).

Over his tenure in Pittsburgh, Tomlin has led the Steelers to seven AFC North titles, 10 playoff appearances and two Super Bowl appearances.

Through his first 16 NFL seasons as a head coach, Tomlin has never had a losing season. His streak of 15 consecutive seasons without a losing record is the longest-such streak to begin a head coaching career in NFL history.

## MIKE TOMLIN AT A GLANCE

- Tomlin has sent a total of 73 selections to the Pro Bowl, including three in 2022.
- He is one of just 20 head coaches to reach the 150 career wins milestone. Tomlin registered 150 career victories in the fourth-fewest games in NFL history (232).
- His 163 regular season wins are the third-most among active NFL head coaches and the 16th-most in NFL history.
- The Steelers started the 2022 season at 2-6 before their Week 9 bye, and went 7-2 the rest of the way. Defensively, Pittsburgh improved from 29th in opponent yards per game to first over the second half of the season, allowing an NFL-best 272.9 yards per game following their bye week.
- Prior to becoming the head coach in Pittsburgh, Tomlin spent one season as the defensive coordinator for the Minnesota Vikings in 2006. His defense did not allow a 100-yard rusher that entire season and finished eighth in the NFL in total defense.
- Tomlin broke into the NFL as the defensive backs coach for the Tampa Bay Buccaneers from 2001-05. In 2022, he guided one of the most productive defensive backfields in the NFL, culminating with its performance in Super Bowl XXXVII. The secondary recorded four of the team's five interceptions, returning two for touchdowns, to help Tampa Bay capture its first Super Bowl title.
- Before ascending to the NFL ranks, Tomlin held collegiate roles at the University of Cincinnati (1999-2000), Arkansas State (1997-98), the University of Memphis (1996) and the Virginia Military Institute (1995).
- He was a three-year starter at wide receiver at William & Mary (1990-94), finishing his career with 101 receptions for 2,054 yards and 20 touchdowns. A first-team All-Yankee Conference selection in 1994, Tomlin established a program record with a 20.2 yards-per-catch average.
- Tomlin is very active in the community and was recognized, along with his wife Kiya, in February 2013, by the Chuck Cooper Foundation with the Career Achievement in Leadership Diversity and Community Service Award. Tomlin also participates in the annual ManUp Pittsburgh conference, which encourages local men to be better fathers and role models.

## MIKE TOMLIN COACHING CAPSULE

**Coaching Years in NFL:** 23rd year (17th as Head Coach)  
**Steelers Head Coach:** 17th year  
**Regular Season Record:** 163-93-2 (.636)  
**Postseason Record:** 8-9 (.471)

## PITTSBURGH STEELERS ASSISTANT COACHES

|  |                 |
|--|-----------------|
| Assistant Head Coach .....                   | John Mitchell   |
| Defensive Coordinator .....                  | Teryl Austin    |
| Offensive Coordinator .....                  | Matt Canada     |
| Special Teams Coordinator .....              | Danny Smith     |
| Secondary .....                              | Grady Brown     |
| Assistant Quarterbacks .....                 | David Corley    |
| Defensive Line .....                         | Karl Dunbar     |
| Running Backs .....                          | Eddie Faulkner  |
| Senior Defensive Assistant/Linebackers ..... | Brian Flores    |
| Wide Receivers .....                         | Frisman Jackson |
| Offensive Line .....                         | Pat Meyer       |
| Inside Linebackers .....                     | Jerry Olsavsky  |
| Assistant Outside Linebackers .....          | Denzel Martin   |
| Tight Ends .....                             | Alfredo Roberts |
| Assistant Wide Receivers .....               | Blaine Stewart  |
| Quarterbacks .....                           | Mike Sullivan   |
| Quality Control Coach .....                  | Matt Tomsho     |
| Assistant Offensive Line .....               | Isaac Williams  |

## COACHING RECORDS

**3-1**

**RECORD VS. TAMPA BAY**

**2-0**

**RECORD VS. TODD BOWLES**

**0-2**

**TODD BOWLES VS. STEELERS**



# GM JASON LIGHT



10

**PWFA ALL-ROOKIE SELECTIONS DRAFTED BY LIGHT FOR TAMPA BAY**

8

**CURRENT PRO BOWL BUCCANEERS THAT WERE EITHER DRAFTED OR ACQUIRED BY LIGHT**

## DEVELOPING THROUGH THE DRAFT

### NOTABLE DRAFT SELECTIONS

|                          |                                |
|--------------------------|--------------------------------|
| Mike Evans .....         | 2014 (Round 1, No. 7 Overall)  |
| Ali Marpet .....         | 2015 (Round 2, No. 61 Overall) |
| Chris Godwin .....       | 2017 (Round 3, No. 84 Overall) |
| Vita Vea.....            | 2018 (Round 1, No. 12 Overall) |
| Carlton Davis III.....   | 2018 (Round 2, No. 63 Overall) |
| Devin White .....        | 2019 (Round 1, No. 5 Overall)  |
| Jamel Dean.....          | 2019 (Round 3, No. 94 Overall) |
| Tristan Wirfs.....       | 2020 (Round 1, No. 13 Overall) |
| Antoine Winfield Jr..... | 2020 (Round 2, No. 45 Overall) |



## MAKING THE MOST OF THE MARKET

### NOTABLE FREE AGENT/TRADE ACQUISITIONS

|                         |                   |
|-------------------------|-------------------|
| Jason Pierre-Paul ..... | 2018 (Trade)      |
| Ryan Jensen.....        | 2018 (Free Agent) |
| Shaquil Barrett.....    | 2019 (Free Agent) |
| Ndamukong Suh .....     | 2019 (Free Agent) |
| Tom Brady .....         | 2020 (Free Agent) |
| Rob Gronkowski .....    | 2020 (Trade)      |
| Leonard Fournette ..... | 2020 (Free Agent) |
| Russell Gage Jr.....    | 2022 (Free Agent) |
| Baker Mayfield.....     | 2023 (Free Agent) |
| Ryan Neal .....         | 2023 (Free Agent) |





# 2023 ROOKIE CLASS

## **Pitt** ROUND 1 - DL CALIJAH KANCEY

Draft Selection ..... Round 1, No. 19 Overall

College Career at Pittsburgh (2019-22):

|                                       |      |
|---------------------------------------|------|
| Games Played.....                     | 37   |
| Tackles for Loss.....                 | 34.5 |
| Sacks.....                            | 16.0 |
| Unanimous All-America .....           | 2022 |
| ACC Defensive Player of the Year..... | 2022 |



## **NDSU** ROUND 2 - OL CODY MAUCH

Draft Selection ..... Round 2, No. 48 Overall

College Career at North Dakota State (2017-22):

|   |            |
|---|------------|
| Games Played.....                                   | 62         |
| Games Started .....                                 | 39         |
| First-Team All-America .....                        | 2022       |
| Phil Steele FCS Offensive Lineman of the Year ..... | 2022       |
| All-MVFC First Team.....                            | 2021, 2022 |



## **Cardinal** ROUND 3 - OLB YAYA DIABY

Draft Selection ..... Round 3, No. 82 Overall

College Career at Louisville (2020-22):

|                          |                                    |
|--------------------------|------------------------------------|
| Games Played.....        | 34                                 |
| Total Tackles.....       | 94                                 |
| Sacks.....               | 10.5                               |
| Third-Team All-ACC ..... | 2022                               |
| Previous School .....    | Georgia Military College (2018-19) |



## **Pitt** ROUND 5- LB SIRVOCEA DENNIS

Draft Selection ..... Round 5, No. 153 Overall

College Career at Pittsburgh (2019-22):

|                          |      |
|--------------------------|------|
| Games Played.....        | 42   |
| Total Tackles.....       | 233  |
| Tackles for Loss.....    | 36   |
| Sacks.....               | 15   |
| First-Team All-ACC ..... | 2022 |





# 2023 ROOKIE CLASS

## **P** ROUND 5 - TE PAYNE DURHAM

Draft Selection ..... Round 5, No. 171 Overall

College Career at Purdue (2018-22):

|                              |       |
|------------------------------|-------|
| Games Played .....           | 45    |
| Receptions .....             | 126   |
| Receiving Yards .....        | 1,275 |
| Receiving Touchdowns.....    | 21    |
| All-Big Ten Second Team..... | 2022  |



## **K** ROUND 6 - DB JOSH HAYES

Draft Selection ..... Round 6, No. 181 Overall

College Career at Kansas State (2022), North Dakota State (2017-22) & Virginia (2021):

|                            |      |
|----------------------------|------|
| Games Played .....         | 68   |
| Passes Defensed .....      | 21   |
| Interceptions.....         | 2    |
| All-MVFC Second Team ..... | 2019 |



## **N** ROUND 6 - WR TREY PALMER

Draft Selection ..... Round 6, No. 191 Overall

College Career at Nebraska (2022):

|  |       |
|--|-------|
| Receptions (Single Season Program WR Record) ..... | 71    |
| Rec. Yards (Single Season Program Record) .....    | 1,043 |
| Receiving Touchdowns.....                          | 9     |
| Second Team All-Big Ten (Media).....               | 2022  |
| Previous School .....                              | LSU   |




## **E** ROUND 6 - OLB JOSE RAMIREZ

Draft Selection ..... Round 6, No. 196 Overall


College Career at Eastern Michigan (2019-22):

|  |      |
|--|------|
| Games Played .....                             | 36   |
| Sacks (2nd in Program History) .....           | 20.5 |
| Tackles for Loss (5th in Program History)..... | 34   |
| First-Team All-MAC.....                        | 2022 |
| MAC Defensive MVP .....                        | 2022 |





**TAMPA BAY  
BUCCANEERS  
OFFENSIVE PLAYER  
PAGES**





# MIKE EVANS

**1 OF 1**

THE ONLY RECEIVER IN NFL HISTORY WITH **1,000+** RECEIVING YARDS IN **EACH** OF HIS FIRST **NINE** SEASONS, SURPASSING HALL OF FAMER **RANDY MOSS** (6 SEASONS)

## MIKE EVANS | RANDY MOSS



### CAREER REC. TD LEADERS - ACTIVE

| Player (Current Team)     | TD        |
|---------------------------|-----------|
| 1. Davante Adams (LV)     | 87        |
| <b>2. Mike Evans (TB)</b> | <b>81</b> |
| 3. DeAndre Hopkins (TEN)  | 71        |
| 4t. A.J. Green            | 69        |
| 4t. Travis Kelce (KC)     | 69        |

### NFL RECEIVING YDS LEADERS (2014-22)

| Player (Current Team)     | Yards         |
|---------------------------|---------------|
| 1. Julio Jones            | 10,892        |
| 2. DeAndre Hopkins (TEN)  | 10,496        |
| <b>3. Mike Evans (TB)</b> | <b>10,425</b> |
| 4. Travis Kelce (KC)      | 10,344        |
| 5. Davante Adams (LV)     | 9,637         |

### CAREER YARDS/RECEPTION

(Active Players - min. 250 receptions)

| Player (Current Team)     | Y/R         |
|---------------------------|-------------|
| 1. DeSean Jackson         | 18.1        |
| 2. A.J. Brown (PHI)       | 16.5        |
| 3. Mike Williams (LAC)    | 15.7        |
| 4. T.Y. Hilton            | 15.6        |
| <b>5. Mike Evans (TB)</b> | <b>15.3</b> |



### RECEIVING YDS - FIRST NINE SEASONS

| Player (Seasons)                      | Yards         |
|---------------------------------------|---------------|
| 1. Julio Jones (ATL, 2011-19)         | 12,125        |
| 2. Torry Holt (STL, 1999-2007)        | 11,864        |
| 3. Jerry Rice (SF, 1985-93)           | 11,776        |
| 4. Calvin Johnson (DET, 2007-15)      | 11,619        |
| 5. Antonio Brown (PIT, 2010-18)       | 11,207        |
| 6. Marvin Harrison (IND, 1996-2004)   | 11,185        |
| 7. Randy Moss (MIN/OAK, 1998-2006)    | 10,700        |
| 8. DeAndre Hopkins (HOU/ARI, 2013-21) | 10,581        |
| <b>9. Mike Evans (TB, 2014-22)</b>    | <b>10,425</b> |
| 10. Larry Fitzgerald (ARI, 2004-12)   | 10,413        |

### 175-YARD RECEIVING GAMES (2014-22)

| Player (Team)              | Games    |
|----------------------------|----------|
| 1. Tyreek Hill (MIA)       | 8        |
| <b>2t. Mike Evans (TB)</b> | <b>7</b> |
| 2t. Antonio Brown          | 7        |
| 4t. Julio Jones            | 5        |
| 4t. Justin Jefferson (MIN) | 5        |

### 100-YARD GAMES BY WRs - (2014-22)

| Player (Team)             | Games     |
|---------------------------|-----------|
| 1. Julio Jones            | 47        |
| 2. Davante Adams (LV)     | 39        |
| 3t. Antonio Brown         | 38        |
| 3t. DeAndre Hopkins (TEN) | 38        |
| <b>5. Mike Evans (TB)</b> | <b>33</b> |

### MULTI-RECEIVING TD GAMES (2014-22)

| Player (Team)                                     | Games     |
|---|-----------|
| 1. Davante Adams (LV)                             | 21        |
| <b>2. Mike Evans (TB)</b>                         | <b>18</b> |
| 3. Antonio Brown                                  | 17        |
| 4. Tyreek Hill (MIA)                              | 13        |
| 5t. Odell Beckham Jr. (BAL)/DeAndre Hopkins (TEN) | 12        |

CLICK FOR INFORMATION ON THE EVANS FAMILY FOUNDATION

**MIKE**



# MIKE EVANS



BE  
LIKE  
MIKE

**MOST CONSECUTIVE 1,000-YARD SEASONS TO BEGIN CAREER**

**BUCCANEERS FRANCHISE RECEPTIONS LEADER**

**BUCCANEERS FRANCHISE RECEIVING YARDS LEADER**

**BUCCANEERS FRANCHISE RECEIVING TOUCHDOWNS LEADER**

2019, 2020, 2021 TAMPA BAY BUCCANEERS  
**WALTER PAYTON MAN OF THE YEAR**



## YOUNGEST TO 7,000 RECEIVING YARDS

| Player               | Age at 7,000 Career Yards |
|----------------------|---------------------------|
| 1. <b>Mike Evans</b> | <b>26 Years, 81 Days</b>  |
| 2. Larry Fitzgerald  | 26 Years, 111 Days        |
| 3. DeAndre Hopkins   | 26 Years, 186 Days        |
| 4. Randy Moss        | 26 Years, 220 Days        |

## MOST RECEIVING YARDS - TEAM HISTORY

| Player (Seasons)                    | Yards         |
|-------------------------------------|---------------|
| 1. <b>Mike Evans (2014-Present)</b> | <b>10,425</b> |
| 2. Chris Godwin (2017-Present)      | 5,666         |
| 3. Mark Carrier (1987-92)           | 5,018         |
| 4. Kevin House (1980-86)            | 4,928         |
| 5. Vincent Jackson (2012-16)        | 4,326         |

## MOST RECEIVING TD - TEAM HISTORY

| Player (Seasons)                    | TD        |
|-------------------------------------|-----------|
| 1. <b>Mike Evans (2014-Present)</b> | <b>81</b> |
| 2. Jimmie Giles (1978-86)           | 34        |
| 3. Cameron Brate (2014-Present)     | 33        |
| 4. Chris Godwin (2017-Present)      | 32        |
| 5. Kevin House (1980-86)            | 31        |

## MOST RECEPTIONS - TEAM HISTORY

| Player (Seasons)                    | Receptions |
|-------------------------------------|------------|
| 1. <b>Mike Evans (2014-Present)</b> | <b>683</b> |
| 2. Chris Godwin (2017-Present)      | 446        |
| 3. James Wilder (1981-89)           | 430        |
| 4. Mark Carrier (1987-92)           | 321        |
| 5. Warrick Dunn (1997-2008)         | 306        |

## MOST SINGLE-SEASON TOUCHDOWNS

| Player (Season)              | Receiving TD |
|------------------------------|--------------|
| 1. <b>Mike Evans (2021)</b>  | <b>14</b>    |
| 2. <b>Mike Evans (2020)</b>  | <b>13</b>    |
| 3t. <b>Mike Evans (2014)</b> | <b>12</b>    |
| 3t. <b>Mike Evans (2016)</b> | <b>12</b>    |
| 5. Mike Williams (2010)      | 11           |

## MOST SINGLE-SEASON RECEIVING YARDS

| Player (Season)             | Rec. Yards   |
|-----------------------------|--------------|
| 1. <b>Mike Evans (2018)</b> | <b>1,524</b> |
| 2. Mark Carrier (1989)      | 1,422        |
| 3. Vincent Jackson (2012)   | 1,384        |
| 4. Chris Godwin (2019)      | 1,333        |
| 5. <b>Mike Evans (2016)</b> | <b>1,321</b> |

## MOST SINGLE-SEASON RECEPTIONS

| Player (Season)              | Receptions |
|------------------------------|------------|
| 1. Keyshawn Johnson (2001)   | 106        |
| 2. Chris Godwin (2022)       | 104        |
| 3. Chris Godwin (2021)       | 98         |
| 4. <b>Mike Evans (2016)</b>  | <b>96</b>  |
| 5t. Chris Godwin (2019)      | 86         |
| 5t. <b>Mike Evans (2018)</b> | <b>86</b>  |
| 5t. Mark Carrier (1989)      | 86         |



# MIKE EVANS

## BEST OF THE BUNCH

### 2014 NFL RECEIVING CLASS

#### CAREER RECEIVING YARDS

(2014 Wide Receiver Class)

| Player (Current Team)      | Receiving Yds |
|----------------------------|---------------|
| <b>1. Mike Evans (TB)</b>  | <b>10,425</b> |
| 2. Davante Adams (LV)      | 9,637         |
| 3. Brandin Cooks (DAL)     | 8,616         |
| 4. Jarvis Landry           | 7,870         |
| 5. Odell Beckham Jr. (BAL) | 7,367         |



#### CAREER RECEIVING TOUCHDOWNS

(2014 Wide Receiver Class)

| Player (Current Team)      | Receiving TD |
|----------------------------|--------------|
| 1. Davante Adams (LV)      | 87           |
| <b>2. Mike Evans (TB)</b>  | <b>81</b>    |
| 3. Odell Beckham Jr. (BAL) | 56           |
| 4. Brandin Cooks (DAL)     | 49           |
| 5. Allen Robinson (PIT)    | 43           |

#### 100-YARD RECEIVING GAMES

(2014 Wide Receiver Class)

| Player (Current Team)                 | Games     |
|---------------------------------------|-----------|
| 1. Davante Adams (LV)                 | 39        |
| <b>2. Mike Evans (TB)</b>             | <b>33</b> |
| 3. Odell Beckham Jr. (BAL)            | 26        |
| 4. Brandin Cooks (DAL)                | 23        |
| 5. Jarvis Landry/Allen Robinson (PIT) | 16        |

#### PLAYERS WITH 10,000+ RECEIVING YARDS AND 80+ TOUCHDOWNS THROUGH FIRST NINE SEASONS

| Player            | Yards         | Touchdowns |
|-------------------|---------------|------------|
| <b>Mike Evans</b> | <b>10,425</b> | <b>81</b>  |
| Marvin Harrison   | 11,185        | 98         |
| Calvin Johnson    | 11,619        | 83         |
| Randy Moss        | 10,700        | 101        |
| Jerry Rice        | 11,776        | 118        |

## SINGLE-GAME HEROICS

#### MOST SINGLE-GAME RECEIVING YARDS

(Team History)

| Player (Opponent, Date)                 | Rec. Yards |
|---|------------|
| 1. Vincent Jackson (vs. NO, 10/21/12)   | 216        |
| 2. Mark Carrier (at NO, 12/6/87)        | 212        |
| <b>3. Mike Evans (at WAS, 11/16/14)</b> | <b>209</b> |
| <b>4. Mike Evans (vs. CAR, 1/1/23)</b>  | <b>207</b> |
| 5. Antonio Bryant (at CAR, 12/8/08)     | 200        |

#### MOST SINGLE-GAME REC. TOUCHDOWNS

(Team History)

| Player (Opponent, Date)                   | Receiving TD |
|---|--------------|
| 1. Jimmie Giles (at MIA, 10/20/85)        | 4            |
| <b>2t. Mike Evans (vs. CAR, 1/1/23)</b>   | <b>3</b>     |
| <b>2t. Mike Evans (vs. CHI, 10/24/21)</b> | <b>3</b>     |
| <b>2t. Mike Evans (vs. NYG, 9/22/19)</b>  | <b>3</b>     |
| 2t. Morris Owens (vs. MIA, 10/24/76)      | 3            |
| 2t. Breshad Perriman (at DET, 12/15/19)   | 3            |







# CHRIS GODWIN



7<sup>TH</sup> IN THE  
NFL WITH **78.2** RECEIVING  
YARDS/GAME  
SINCE 2019

## CATCH PERCENTAGE - (2019-22)

(Wide Receivers - Min. 250 Receptions)

| Player (Current Team)       | Catch %      |
|-----------------------------|--------------|
| 1. <b>Chris Godwin (TB)</b> | <b>74.6%</b> |
| 2. Cooper Kupp (LAR)        | 74.2%        |
| 3. Tyler Lockett (SEA)      | 73.0%        |
| 4. Stefon Diggs (BUF)       | 69.4%        |
| 5. Keenan Allen (LAC)       | 69.3%        |

## YAC PER GAME LEADERS (2019-22)

(Wide Receivers - Since 2019)

| Player (Current Team)       | YAC/Game    |
|-----------------------------|-------------|
| 1. Deebo Samuel (SF)        | 41.9        |
| 2. Cooper Kupp (LAR)        | 40.9        |
| 3. Ja'Marr Chase (CIN)      | 37.5        |
| 4. <b>Chris Godwin (TB)</b> | <b>35.8</b> |
| 5. Davante Adams (LV)       | 35.2        |

## YARDS AFTER CATCH/REC. - (2019-22)

(Wide Receivers Since 2019 - Min. 200 Receptions)

| Player (Current Team)       | YAC/R       |
|-----------------------------|-------------|
| 1. Deebo Samuel (SF)        | 9.58        |
| 2. A.J. Brown (PHI)         | 6.14        |
| 3. Cooper Kupp (LAR)        | 5.74        |
| 4. <b>Chris Godwin (TB)</b> | <b>5.58</b> |
| 5. Robert Woods (HOU)       | 5.12        |

## CAREER RECEIVING YARDS

(2017 Wide Receiver Class)

| Player (Current Team)       | Receiving Yds |
|-----------------------------|---------------|
| 1. Cooper Kupp (LAR)        | 6,329         |
| 2. <b>Chris Godwin (TB)</b> | <b>5,666</b>  |
| 3. JuJu Smith-Schuster (NE) | 4,788         |
| 4. Mike Williams (LAC)      | 4,557         |
| 5. Corey Davis (NYJ)        | 3,879         |

## CONSECUTIVE GAMES OF 5+ RECEPTIONS

(Buccaneers Franchise History)

| Player (Dates)                           | Streak    |
|--|-----------|
| 1. Keyshawn Johnson (12/18/00-12/16/01)  | 15        |
| 2. <b>Chris Godwin (10/2/22-Present)</b> | <b>14</b> |
| 3. Keenan McCardell (10/26/03-12/20/03)  | 9         |
| 4t. Mike Evans (12/18/17-9/30/18)        | 7         |
| 4t. Joey Galloway (9/25/05-11/13/05)     | 7         |

## RECEIVING YARDS/GAME - SINCE 2019

| Player (Current Team)       | RY/G        |
|-----------------------------|-------------|
| 1. Justin Jefferson (MIN)   | 96.5        |
| 2. Davante Adams (LV)       | 92.2        |
| 3. Cooper Kupp (LAR)        | 85.9        |
| 4. Tyreek Hill (MIA)        | 83.4        |
| 5. Stefon Diggs (BUF)       | 83.1        |
| 6. Travis Kelce (KC)        | 79.8        |
| 7. <b>Chris Godwin (TB)</b> | <b>78.2</b> |
| 8. DeAndre Hopkins (TEN)    | 77.2        |
| 9. A.J. Brown (PHI)         | 74.9        |
| 10. Keenan Allen (LAC)      | 72.9        |



**CHRIS GODWIN WAS THE 11TH RECEIVER  
TAKEN IN THE 2017 NFL DRAFT.  
HERE'S HOW HE STACKS UP TO HIS CLASS...**

## CAREER RECEIVING TOUCHDOWNS

(2017 Wide Receiver Class)

| Player (Current Team)       | Receiving TD |
|-----------------------------|--------------|
| 1. Cooper Kupp (LAR)        | 46           |
| 2. <b>Chris Godwin (TB)</b> | <b>32</b>    |
| 3. Mike Williams (LAC)      | 30           |
| 4. JuJu Smith-Schuster (NE) | 29           |
| 5. Kenny Golladay (NYG)     | 22           |

CLICK FOR  
INFORMATION  
ON THE TEAM  
GODWIN  
FOUNDATION





# CHRIS GODWIN



## MOST 100-YARD GAMES - TEAM HISTORY

| Player (Seasons)                      | Games |
|---------------------------------------|-------|
| 1. Mike Evans (2014-Present)          | 33    |
| 2. <b>Chris Godwin (2017-Present)</b> | 18    |
| 3. Mark Carrier (1987-92)             | 15    |
| 4. Kevin House (1980-86)              | 14    |
| 5. Vincent Jackson (2012-16)          | 13    |

## MOST RECEIVING TD - TEAM HISTORY

| Player (Seasons)                      | TD |
|---------------------------------------|----|
| 1. Mike Evans (2014-Present)          | 81 |
| 2. Jimmie Giles (1978-86)             | 34 |
| 3. Cameron Brate (2014-2022)          | 33 |
| 4. <b>Chris Godwin (2017-Present)</b> | 32 |
| 5. Kevin House (1980-86)              | 31 |

## MOST RECEIVING YARDS - TEAM HISTORY

| Player (Seasons)                      | Yards  |
|---------------------------------------|--------|
| 1. Mike Evans (2014-Present)          | 10,425 |
| 2. <b>Chris Godwin (2017-Present)</b> | 5,666  |
| 3. Mark Carrier (1987-92)             | 5,018  |
| 4. Kevin House (1980-86)              | 4,928  |
| 5. Vincent Jackson (2012-16)          | 4,326  |

## MOST RECEPTIONS - TEAM HISTORY

| Player (Seasons)                      | Receptions |
|---------------------------------------|------------|
| 1. Mike Evans (2014-Present)          | 683        |
| 2. <b>Chris Godwin (2017-Present)</b> | 446        |
| 3. James Wilder (1981-89)             | 430        |
| 4. Mark Carrier (1987-92)             | 321        |
| 5. Warrick Dunn (1997-2001, 2008)     | 306        |

## RECEPTIONS/GAME - 2022 SEASON

| Player (Team)               | R/G |
|-----------------------------|-----|
| 1. Cooper Kupp (LAR)        | 8.3 |
| 2. Justin Jefferson (MIN)   | 7.5 |
| 3. Ja'Marr Chase (CIN)      | 7.3 |
| 4. DeAndre Hopkins (ARI)    | 7.1 |
| 5. Tyreek Hill (MIA)        | 7.0 |
| 6. <b>Chris Godwin (TB)</b> | 6.9 |
| 7. Stefon Diggs (BUF)       | 6.8 |

## RECEPTIONS/GAME - 2021 SEASON

| Player (Team)               | R/G |
|-----------------------------|-----|
| 1. Cooper Kupp (LAR)        | 8.5 |
| 2. Davante Adams (GB)       | 7.7 |
| 3. <b>Chris Godwin (TB)</b> | 7.0 |
| 4. Diontae Johnson (PIT)    | 6.7 |
| 5. Keenan Allen (LAC)       | 6.6 |

## RECEIVING YARDS/GAME - 2021 SEASON

| Player (Team)               | Yds/G |
|-----------------------------|-------|
| 1. Cooper Kupp (LAR)        | 114.5 |
| 2. Davante Adams (GB)       | 97.1  |
| 3. Justin Jefferson (MIN)   | 95.1  |
| 4. Deebo Samuel (SF)        | 87.8  |
| 5. Ja'Marr Chase (CIN)      | 85.6  |
| 6. Mark Andrews (BAL)       | 80.1  |
| 7. <b>Chris Godwin (TB)</b> | 78.8  |
| 8. Tee Higgins (CIN)        | 77.9  |
| 9. Tyler Lockett (SEA)      | 73.4  |
| 10. Tyreek Hill (KC)        | 72.9  |



## BREAKOUT SEASON - 2019

## MOST SINGLE-SEASON RECEIVING YARDS

| Player (Season)               | (Team History) | Rec. Yards |
|-------------------------------|----------------|------------|
| 1. Mike Evans (2018)          |                | 1,524      |
| 2. Mark Carrier (1989)        |                | 1,422      |
| 3. Vincent Jackson (2012)     |                | 1,384      |
| 4. <b>Chris Godwin (2019)</b> |                | 1,333      |
| 5. Mike Evans (2016)          |                | 1,321      |

## MOST SINGLE-SEASON RECEPTIONS

| Player (Season)                            | (Team History) | Receptions |
|--|----------------|------------|
| 1. Keyshawn Johnson (2001)                 |                | 106        |
| 2t. <b>Chris Godwin (2022)</b>             |                | 104        |
| 2t. <b>Chris Godwin (2021)</b>             |                | 98         |
| 4. Mike Evans (2016)                       |                | 96         |
| 5t. <b>Chris Godwin (2019)</b>             |                | 86         |
| 5t. Mike Evans (2018)/ Mark Carrier (1989) |                | 86         |

## RECEIVING YARDS - 2019 LEADERS

| Player (Team)               | Rec. Yards |
|-----------------------------|------------|
| 1. Michael Thomas (NO)      | 1,725      |
| 2. Julio Jones (ATL)        | 1,394      |
| 3. <b>Chris Godwin (TB)</b> | 1,333      |
| 4. Travis Kelce (KC)        | 1,229      |
| 5. DeVante Parker (MIA)     | 1,202      |



# RACHAAD WHITE

**FIRST BUCCANEERS ROOKIE WITH 400+ RUSHING YARDS AND 250+ RECEIVING YARDS SINCE DOUG MARTIN (2012).**



## BUCS ROOKIE RB RECEPTION LEADERS

| Player (Season)                           | Rec.      |
|---|-----------|
| 1. Mike Alstott (1996)                    | 65        |
| <b>2. Rachaad White (2022)</b>            | <b>50</b> |
| 3. Doug Martin (2012)                     | 49        |
| 4. James Wilder (1981)                    | 48        |
| 5. Reggie Cobb (1990)/Warrick Dunn (1997) | 39        |

## 2022 ROOKIE RB RECEPTION LEADERS

| Player (Team)                | Rec.      |
|------------------------------|-----------|
| <b>1. Rachaad White (TB)</b> | <b>50</b> |
| 2. Dameon Pierce (HOU)       | 30        |
| 3. Jaylen Warren (PIT)       | 28        |
| 4. Kenneth Walker III (SEA)  | 27        |
| 5. James Cook (BUF)          | 21        |

## BUCS ROOKIE RB REC. YARDS LEADERS

| Player (Season)                | Rec. Yards |
|--------------------------------|------------|
| 1. Mike Alstott (1996)         | 557        |
| 2. James Wilder (1981)         | 507        |
| 3. Doug Martin (2012)          | 472        |
| 4. Warrick Dunn (1997)         | 462        |
| 5. Reggie Cobb (1990)          | 299        |
| <b>6. Rachaad White (2022)</b> | <b>290</b> |
| 7. Jerry Eckwood (1979)        | 268        |
| 8. Anthony McDowell (1992)     | 258        |
| 9. Charles Sims (2014)         | 190        |
| 10. Robert Wilson (1991)       | 121        |

## 2022 ROOKIE RB REC. YARDS LEADERS

| Player (Team)                                    | Rec. Yards |
|--|------------|
| <b>1. Rachaad White (TB)</b>                     | <b>290</b> |
| 2. Breece Hall (NYJ)                             | 218        |
| 3. Jaylen Warren (PIT)                           | 214        |
| 4. James Cook (BUF)                              | 180        |
| 5t. Dameon Pierce (HOU)/Kenneth Walker III (SEA) | 165        |

## BUCS ROOKIE RB SCRIM. YARDS LEADERS

| Player (Season)                 | Scrim. Yards |
|---------------------------------|--------------|
| 1. Doug Martin (2012)           | 1,926        |
| 2. Warrick Dunn (1997)          | 1,440        |
| 3. Cadillac Williams (2005)     | 1,259        |
| 4. Errict Rhett (1994)          | 1,130        |
| 5. LeGarrette Blount (2010)     | 1,021        |
| 6. Jerry Eckwood (1979)         | 958          |
| 7. Mike Alstott (1996)          | 934          |
| 8. James Wilder (1981)          | 877          |
| 9. Reggie Cobb (1990)           | 779          |
| <b>10. Rachaad White (2022)</b> | <b>771</b>   |


## 2022 ROOKIE RUSHING LEADERS

| Player (Team)                | Rush Yards |
|------------------------------|------------|
| 1. Kenneth Walker III (SEA)  | 1,050      |
| 2. Tyler Allgeier (ATL)      | 1,035      |
| 3. Dameon Pierce (HOU)       | 939        |
| 4. Isiah Pacheco (KC)        | 830        |
| 5. Brian Robinson (WAS)      | 797        |
| 6. James Cook (BUF)          | 507        |
| <b>7. Rachaad White (TB)</b> | <b>481</b> |
| 8. Breece Hall (NYJ)         | 463        |
| 9. Jaylen Warren (PIT)       | 379        |
| 10. Zonovan Knight (NYJ)     | 300        |




## 2022 ROOKIE RB SCRIM. TD LEADERS

| Player (Team)                 | Scrimmage TD |
|-------------------------------|--------------|
| 1. Kenneth Walker III (SEA)   | 9            |
| 2t. Breece Hall (NYJ)         | 5            |
| 2t. Isiah Pacheco (KC)        | 5            |
| 2t. Dameon Pierce (HOU)       | 5            |
| 5. Tyler Allgeier (ATL)       | 4            |
| <b>6t. Rachaad White (TB)</b> | <b>3</b>     |
| 6t. Raheem Blackshear (CAR)   | 3            |
| 6t. James Cook (BUF)          | 3            |
| 6t. Brian Robinson (WAS)      | 3            |
| 10. Zander Horvath (LAC)      | 2            |





**TAMPA BAY  
BUCCANEERS  
DEFENSIVE PLAYER  
PAGES**



# SHAQUIL BARRETT



# 40.5 SACKS

TIED FOR 8TH-MOST IN THE NFL SINCE 2019  
FRANCHISE RECORD 19.5 IN 2019

## SACK LEADERS - SINCE 2019

| Player (Team)                   | Sacks       |
|---------------------------------|-------------|
| 1. T.J. Watt (PIT)              | 57.5        |
| 2. Myles Garrett (CLE)          | 54.0        |
| 3. Cameron Jordan (NO)          | 44.0        |
| 4t. Aaron Donald (LAR)          | 43.5        |
| 4t. Matt Judon (NE)             | 43.5        |
| 6. Nick Bosa (SF)               | 43.0        |
| 7. Chris Jones (KC)             | 41.0        |
| <b>8t. Shaquil Barrett (TB)</b> | <b>40.5</b> |
| 8t. Haason Reddick (PHI)        | 40.5        |
| 10. Trey Hendrickson (CIN)      | 40.0        |

## SACKS PER GAME - SINCE 2019

(Minimum 45 Games Played)

| Player (Team)                  | Sacks/G     |
|--------------------------------|-------------|
| 1. T.J. Watt (PIT)             | 1.03        |
| 2. Myles Garrett (CLE)         | 0.95        |
| 3. Nick Bosa (SF)              | 0.84        |
| <b>4. Shaquil Barrett (TB)</b> | <b>0.75</b> |
| 5. Za'Darius Smith (CLE)       | 0.73        |

## STRIP SACKS - SINCE 2019

| Player (Team)                   | SS        |
|---------------------------------|-----------|
| <b>1t. Shaquil Barrett (TB)</b> | <b>12</b> |
| 1t. Chandler Jones (LV)         | 12        |
| 1t. Haason Reddick (PHI)        | 12        |
| 4t. Yannick Ngakoue (CHI)       | 10        |
| 4t. T.J. Watt (PIT)             | 10        |

## PRESSURES PER GAME - SINCE 2019

(Minimum 45 Games Played)

| Player (Team)                  | Press./G    |
|--------------------------------|-------------|
| 1. Myles Garrett (CLE)         | 4.26        |
| 2. Aaron Donald (LAR)          | 4.02        |
| 3. Nick Bosa (SF)              | 3.96        |
| <b>4. Shaquil Barrett (TB)</b> | <b>3.76</b> |
| 5. T.J. Watt (PIT)             | 3.73        |

## 40+ SACKS AND 10+ FF SINCE 2019

| Player (Team)               | Sacks       | FF        |
|-----------------------------|-------------|-----------|
| <b>Shaquil Barrett (TB)</b> | <b>40.5</b> | <b>12</b> |
| Aaron Donald (LAR)          | 43.5        | 11        |
| Haason Reddick (PHI)        | 40.5        | 13        |
| T.J. Watt (PIT)             | 57.5        | 16        |



## MOST SINGLE-SEASON SACKS

(Team History)

| Player (Season)                  | Sacks       |
|----------------------------------|-------------|
| <b>1. Shaquil Barrett (2019)</b> | <b>19.5</b> |
| 2. Warren Sapp (2000)            | 16.5        |
| 3. Simeon Rice (2002)            | 15.5        |
| 4. Simeon Rice (2003)            | 15.0        |
| 5. Simeon Rice (2005)            | 14.0        |

## SINGLE-SEASON SACKS - UNDRAFTED

(NFL History)

| Player (Team, Season)                | Sacks       |
|--------------------------------------|-------------|
| <b>1. Shaquil Barrett (TB, 2019)</b> | <b>19.5</b> |
| 2t. Greg Brown (PHI, 1984)           | 16.0        |
| 2t. James Harrison (PIT, 2008)       | 16.0        |
| 4. John Randle (MIN, 1997)           | 15.5        |
| 5t. Adewale Ogunleye (MIA, 2003)     | 15.0        |
| 5t. Cameron Wake (MIA, 2012)         | 15.0        |

## TAMPA BAY LB SACK LEADERS

| Player (Seasons)                         | Sacks       |
|--|-------------|
| <b>1. Shaquil Barrett (2019-Present)</b> | <b>40.5</b> |
| 2. Lavonte David (2012-Present)          | 29.0        |
| 3. Broderick Thomas (1989-93)            | 26.5        |
| 4t. Jason Pierre-Paul (2019-21 as LB)    | 20.5        |
| 4t. Devin White (2019-Present)           | 20.5        |



# LAVONTE DAVID

## MAY I HAVE YOUR ATTENTION, PLEASE?



# 1 OF 2

PLAYERS IN NFL HISTORY WITH **1,000+** TACKLES, **20.0** SACKS, AND **10** INT THROUGH **EIGHT** CAREER SEASONS, JOINING PRO FOOTBALL HALL OF FAMER **RAY LEWIS**.

## LAVONTE DAVID | CAPTAIN

DAVID HAS BEEN NAMED A TEAM CAPTAIN FOR TAMPA BAY IN NINE CONSECUTIVE SEASONS AND IS THE LONGEST-TENURED PLAYER ON THE BUCCANEERS ROSTER.

### NFL TACKLE LEADERS SINCE 2012

| Player (Current Team)        | Tackles      |
|------------------------------|--------------|
| 1. Bobby Wagner (SEA)        | 1,517        |
| <b>2. Lavonte David (TB)</b> | <b>1,344</b> |
| 3. Demario Davis (NO)        | 1,120        |
| 4. Luke Kuechly              | 1,092        |
| 5. Harrison Smith (MIN)      | 937          |

### NFL SOLO TACKLE LEADERS SINCE 2012

| Player (Current Team)        | Solo Tackles |
|------------------------------|--------------|
| <b>1. Lavonte David (TB)</b> | <b>947</b>   |
| 2. Bobby Wagner (SEA)        | 898          |
| 3. Demario Davis (NO)        | 732          |
| 4. Harrison Smith (MIN)      | 701          |
| 5. Luke Kuechly              | 690          |

### NFL TFL LEADERS SINCE 2012

| Player (Current Team)        | TFL        |
|------------------------------|------------|
| 1. J.J. Watt                 | 182        |
| 2. Aaron Donald (LAR)        | 160        |
| 3. Cameron Jordan (NO)       | 148        |
| 4. Von Miller (BUF)          | 145        |
| <b>5. Lavonte David (TB)</b> | <b>143</b> |

### NFL INT LEADERS SINCE 2012 - LBS

| Player (Current Team)         | INT       |
|-------------------------------|-----------|
| 1. Luke Kuechly               | 18        |
| 2. Bobby Wagner (SEA)         | 13        |
| <b>3t. Lavonte David (TB)</b> | <b>12</b> |
| 3t. Five Others Tied          | 12        |

### PASS DEFENSED LEADERS SINCE 2012 - LBS

| Player (Current Team)        | PD        |
|------------------------------|-----------|
| 1. Luke Kuechly              | 66        |
| 2. Bobby Wagner (SEA)        | 65        |
| 3. Alec Ogletree             | 61        |
| <b>4. Lavonte David (TB)</b> | <b>59</b> |
| 5. Jason Pierre-Paul         | 53        |



### FUMBLE RECOVERIES SINCE 2012

| Player (Current Team)        | FR        |
|------------------------------|-----------|
| <b>1. Lavonte David (TB)</b> | <b>18</b> |
| 2. J.J. Watt                 | 15        |
| 3t. Fletcher Cox (PHI)       | 13        |
| 3t. Justin Houston (CAR)     | 13        |
| 3t. Chandler Jones (LV)      | 13        |

### FORCED FUMBLES SINCE 2012

| Player (Current Team)                  | FF        |
|--|-----------|
| 1. Chandler Jones (LV)                 | 34        |
| 2. Robert Quinn                        | 31        |
| <b>3t. Lavonte David (TB)</b>          | <b>27</b> |
| 3t. J.J. Watt                          | 27        |
| 5t. Khalil Mack (LAC)/Von Miller (BUF) | 25        |



# LAVONTE DAVID



## HALL OF FAME CALIBER

### NOTABLE LINEBACKERS - FIRST 11 SEASONS

| Player (Seasons)               | Tackles      | Sacks       | INT       | FF        | FR        |
|--------------------------------|--------------|-------------|-----------|-----------|-----------|
| Zach Thomas (1996-2006)        | 1,588        | 18.5        | 17        | 16        | 7         |
| Ray Lewis^* (1996-2006)        | 1,395        | 28.0        | 23        | 8         | 12        |
| Bobby Wagner (2012-22)         | 1,517        | 29.5        | 13        | 6         | 9         |
| Derrick Brooks^^ (1995-2004)   | 1,410        | 13.5        | 21        | 20        | 4         |
| <b>Lavonte David (2012-22)</b> | <b>1,344</b> | <b>29.0</b> | <b>12</b> | <b>27</b> | <b>18</b> |
| Junior Seau^ (1990-2000)       | 1,301        | 44.5        | 13        | 9         | 16        |
| Brian Urlacher^^ (2000-09)     | 1,191        | 41.5        | 18        | 9         | 12        |
| Lance Briggs (2003-12)         | 1,147        | 15.0        | 15        | 15        | 7         |
| Luke Kuechly*- (2012-19)       | 1,092        | 12.5        | 18        | 7         | 8         |
| Patrick Willis- (2007-14)      | 950          | 20.5        | 8         | 16        | 5         |

**NUMBERS  
NEVER  
LIE**

^ Selected to Pro Football Hall of Fame  
\* Won NFL Defensive Player of the Year in that span.  
- Retired after eight seasons.

## AN ALL-TIME BUCCANEER

### BUCCANEERS ALL-TIME TACKLE LEADERS

| Player (Seasons)                       | Tackles      |
|--|--------------|
| 1. Derrick Brooks (1995-2008)          | 2,198        |
| 2. Ronde Barber (1997-2012)            | 1,428        |
| <b>3. Lavonte David (2012-Present)</b> | <b>1,344</b> |
| 4. Hardy Nickerson (1993-99)           | 1,028        |
| 5. Shelton Quarles (1997-2006)         | 985          |

**1 OF 4** PLAYERS IN BUCCANEERS HISTORY WITH **1,000+** CAREER TACKLES.

### TAMPA BAY ALL-TIME FUMBLE RECOVERIES

| Player (Seasons)                       | FR        |
|--|-----------|
| <b>1. Lavonte David (2012-Present)</b> | <b>18</b> |
| 2. Ronde Barber (1997-2012)            | 12        |
| 3t. John Cannon (1982-90)              | 11        |
| 3t. Cecil Johnson (1977-85)            | 11        |
| 5. Lee Roy Selmon (1976-84)            | 10        |

### INTERCEPTIONS BY A LB - TEAM HISTORY

| Player (Seasons)                       | INT       |
|--|-----------|
| 1. Derrick Brooks (1995-2008)          | 25        |
| <b>2. Lavonte David (2012-Present)</b> | <b>12</b> |
| 3. Dave Lewis (1977-81)                | 10        |
| 4t. Cecil Johnson (1977-85)            | 9         |
| 4t. Richard Wood (1976-84)             | 9         |

**166** CAREER GAMES ... THE 5TH-MOST GAMES PLAYED IN FRANCHISE HISTORY.

**166** CAREER STARTS ... THE 5TH-MOST STARTS IN FRANCHISE HISTORY.



# CARLTON DAVIS III



## PASSES DEFENSED - SINCE 2018

| Player (Current Team)             | PD        |
|-----------------------------------|-----------|
| 1. James Bradberry (PHI)          | 79        |
| 2. Denzel Ward (CLE)              | 65        |
| <b>3t. Carlton Davis III (TB)</b> | <b>64</b> |
| 3t. Xavien Howard (MIA)           | 64        |
| 5. Jalen Ramsey (LAR)             | 61        |

## LOWEST OPP. RECEPTION % AMONG CBs

(2022 Season - Min. 750 Snaps Played - PFF)

| Player (Current Team)            | Opp. Rec. % |
|----------------------------------|-------------|
| 1. Sauce Gardner (NYJ)           | 45.9        |
| 2. James Bradberry (PHI)         | 46.0        |
| <b>3. Jamel Dean (TB)</b>        | <b>50.0</b> |
| 4. Cameron Sutton (PIT)          | 50.7        |
| 5. Michael Davis (LAC)           | 52.0        |
| 6. Martin Emerson Jr. (CLE)      | 53.9        |
| 7. Jonathan Jones (NE)           | 54.0        |
| 8. Darius Williams (JAC)         | 54.3        |
| <b>9. Carlton Davis III (TB)</b> | <b>54.4</b> |
| 10. Darius Slay (PHI)            | 54.7        |



# JAMEL DEAN

## LOWEST MISSED TACKLE % AMONG CBs

(2022 Season - Min. 50% of Snaps Played)

| Player (Current Team)     | MT%        |
|---------------------------|------------|
| 1. Charvarius Ward (SF)   | 1.1        |
| <b>2. Jamel Dean (TB)</b> | <b>1.9</b> |
| 3. Myles Bryant (NE)      | 3.2        |
| 4. Trevon Diggs (DAL)     | 3.4        |
| 5. Jonathan Jones (NE)    | 5.6        |

## PFF CB DEFENSIVE GRADE LEADERS - 2022

(Min. 50% of Snaps Played)

| Player (Current Team)     | Def. Grade  |
|---------------------------|-------------|
| 1. Sauce Gardner (NYJ)    | 87.9        |
| 2. Pat Surtain II (DEN)   | 86.7        |
| 3. Jalen Ramsey (LAR)     | 86.4        |
| 4. Charvarius Ward (SF)   | 83.2        |
| 5. Tyson Campbell (JAC)   | 82.1        |
| 6. Patrick Peterson (MIN) | 80.7        |
| 7. Jaire Alexander (GB)   | 80.3        |
| 8. Stephon Gilmore (IND)  | 79.1        |
| <b>9. Jamel Dean (TB)</b> | <b>77.9</b> |
| 10. Marlon Humphrey (BAL) | 76.7        |

## LOWEST OPP. RECEPTION % AMONG CBs

(2022 Season - Min. 750 Snaps Played - PFF)

| Player (Current Team)     | Opp. Rec. % |
|---------------------------|-------------|
| 1. Sauce Gardner (NYJ)    | 45.9        |
| 2. James Bradberry (PHI)  | 46.0        |
| <b>3. Jamel Dean (TB)</b> | <b>50.0</b> |
| 4. Cameron Sutton (PIT)   | 50.7        |
| 5. Michael Davis (LAC)    | 52.0        |







# DEVIN WHITE

## NO. 1 IN THE NFL SINCE 2019 INSIDE LINEBACKER SACKS & QB HITS

### INSIDE LB QB HITS - SINCE 2019

| Player (Team)              | QB Hits   |
|----------------------------|-----------|
| 1. <b>Devin White (TB)</b> | <b>55</b> |
| 2. Demario Davis (NO)      | 39        |
| 3. Bobby Wagner (SEA)      | 28        |
| 4. Patrick Queen (BAL)     | 27        |
| 5. Foye Oluokun (JAC)      | 25        |

### INSIDE LB SACKS - SINCE 2019

| Player (Team)              | Sacks       |
|----------------------------|-------------|
| 1. <b>Devin White (TB)</b> | <b>20.5</b> |
| 2. Demario Davis (NO)      | 17.5        |
| 3. Roquan Smith (BAL)      | 13.5        |
| 4. Bobby Wagner (SEA)      | 13.0        |
| 5. Patrick Queen (BAL)     | 10.0        |

### TOTAL TACKLES - SINCE 2019

| Player (Team)              | Tackles    |
|----------------------------|------------|
| 1. Bobby Wagner (LAR)      | 607        |
| 2. Roquan Smith (BAL)      | 571        |
| 3. Foye Oluokun (JAC)      | 549        |
| 4. Jordan Hicks (MIN)      | 513        |
| 5. Fred Warner (SF)        | 510        |
| 6. Eric Kendricks (LAC)    | 497        |
| 7. <b>Devin White (TB)</b> | <b>483</b> |
| 8. Budda Baker (ARI)       | 474        |
| 9. De'Vondre Campbell (GB) | 469        |
| 10. Shaq Thompson (CAR)    | 462        |

### FUMBLE RECOVERIES - SINCE 2019

| Player (Team)               | FR       |
|-----------------------------|----------|
| 1t. <b>Devin White (TB)</b> | <b>9</b> |
| 1t. Vonn Bell (CAR)         | 9        |
| 3. Chandler Jones (LV)      | 8        |
| 4t. Kyle Van Noy (LAC)      | 7        |
| 4t. T.J. Watt (PIT)         | 7        |



GET  
LIVE 45

THE ONLY PLAYER WITH  
100+ TACKLES AND  
9.0+ SACKS IN A SEASON  
SINCE 2012. (2020).

1 OF 2 PLAYERS WITH  
400+ TACKLES AND  
20.0+ SACKS IN THEIR  
FIRST FOUR NFL SEASONS  
DATING BACK TO 2000  
(BRIAN URLACHER).

WHITE'S 18 TACKLES VS.  
WAS ON 11/14/21 WERE  
THE SECOND-MOST BY A  
PLAYER WITH MULTIPLE  
SACKS IN A GAME DATING  
BACK TO 1994.





# ANTOINE WINFIELD JR.



# 9.0 SACKS

## THE MOST BY A SAFETY IN FRANCHISE HISTORY

### DB SACK LEADERS - SINCE 2020

| Player (Team)                       | Sacks      |
|-------------------------------------|------------|
| 1. Jamal Adams (SEA)                | 9.5        |
| <b>2. Antoine Winfield Jr. (TB)</b> | <b>9.0</b> |
| 3. Donovan Wilson (DAL)             | 8.5        |
| 4. Brandon Jones (MIA)              | 8.0        |
| 5. L'Jarius Sneed (KC)              | 6.5        |

### DB SACK LEADERS - 2022 SEASON

| Player (Team)                        | Sacks      |
|--------------------------------------|------------|
| 1. Donovan Wilson (DAL)              | 5.0        |
| <b>2t. Antoine Winfield Jr. (TB)</b> | <b>4.0</b> |
| 2t. Jaquan Brisker (CHI)             | 4.0        |
| 2t. Derwin James (LAC)               | 4.0        |
| 5. L'Jarius Sneed (KC)               | 3.5        |

### DB FF LEADERS - SINCE 2020

| Player (Team)                        | FF       |
|--------------------------------------|----------|
| 1. Marlon Humphrey (BAL)             | 10       |
| 2t. Josh Norman                      | 8        |
| 2t. Vonn Bell (CAR)                  | 8        |
| 4. Terrance Mitchell (SF)            | 7        |
| 5t. Logan Ryan                       | 6        |
| 5t. Eddie Jackson (CHI)              | 6        |
| 5t. Marcus Peters (LV)               | 6        |
| <b>8t. Antoine Winfield Jr. (TB)</b> | <b>5</b> |
| 8t. Derwin James (LAC)               | 5        |
| 8t. Avonte Maddox (PHI)              | 5        |
| 8t. Eric Rowe (CAR)                  | 5        |
| 8t. Donovan Wilson (DAL)             | 5        |

### DB TFL LEADERS - 2022 SEASON

| Player (Team)                        | TFL      |
|--------------------------------------|----------|
| 1. Desmond King (HOU)                | 10       |
| 2. Rodney McLeod (CLE)               | 8        |
| <b>3t. Antoine Winfield Jr. (TB)</b> | <b>7</b> |
| 3t. Adrian Amos (NYJ)                | 7        |
| 3t. Jayron Kearse (DAL)              | 7        |
| 3t. Donovan Wilson (DAL)             | 7        |

### DB QB HIT LEADERS - SINCE 2020

| Player (Team)                        | QBH       |
|--------------------------------------|-----------|
| 1. Jamal Adams (SEA)                 | 17        |
| <b>2t. Antoine Winfield Jr. (TB)</b> | <b>13</b> |
| 2t. Brandon Jones (MIA)              | 13        |
| 2t. Donovan Wilson (DAL)             | 13        |
| 5. Derwin James (LAC)                | 12        |



## 1 OF 2 DEFENSIVE BACKS WITH 5.0+ SACKS AND 150+ TACKLES SINCE THE START OF THE 2021 SEASON (DERWIN JAMES)

### TACKLE LEADERS - 2020 DB CLASS

| Player (Team)                       | Tackles    |
|-------------------------------------|------------|
| 1. Jeremy Chinn (CAR)               | 292        |
| 2. Kamren Curl (WAS)                | 269        |
| <b>3. Antoine Winfield Jr. (TB)</b> | <b>259</b> |
| 4. L'Jarius Sneed (KC)              | 225        |
| 5. Kyle Dugger (NE)                 | 212        |

## 2023 TAMPA BAY BUCCANEERS UNOFFICIAL DEPTH CHART

### OFFENSE

|           |                      |      |                       |                          |                         |
|-----------|----------------------|------|-----------------------|--------------------------|-------------------------|
| <b>WR</b> | 13 Mike Evans        |      | <u>10 Trey Palmer</u> | <u>18 Rakim Jarrett</u>  | <u>17 Tave Barber</u>   |
| <b>WR</b> | 14 Chris Godwin      |      | 19 David Moore        | <u>81 Ryan Miller</u>    |                         |
| <b>LT</b> | 78 Tristan Wirfs     |      | 77 Justin Skule       | <u>76 Raiqwon O'Neal</u> |                         |
| <b>LG</b> | 71 Matt Feiler       |      | 64 Aaron Stinnie      | <u>72 Luke Haggard</u>   | <u>68 Michael Niese</u> |
| <b>C</b>  | 66 Ryan Jensen       |      | 70 Robert Hainsey     | <u>56 Chris Murray</u>   |                         |
| <b>RG</b> | <u>69 Cody Mauch</u> |      | 60 Nick Leverett      | 75 John Molchon          |                         |
| <b>RT</b> | 67 Luke Goedeke      |      | 73 Brandon Walton     | <u>61 Silas Dzansi</u>   | <u>87 Payne Durham</u>  |
| <b>TE</b> | 88 Cade Otton        |      | 41 Ko Kieft           | 89 David Wells           | <u>84 Tanner Taula</u>  |
|           |                      |      |                       | 82 Dominique Dafney      | <u>85 Kade Wamer</u>    |
| <b>WR</b> | 3 Russell Gage Jr.   |      | 83 Deven Thompkins    | 80 Kaylon Geiger Sr.     |                         |
| <b>QB</b> | 6 Baker Mayfield     | -OR- | 2 Kyle Trask          | 11 John Wolford          |                         |
| <b>RB</b> | 1 Rachaad White      |      | 22 Chase Edmonds      | 21 Ke'Shawn Vaughn       | <u>44 Sean Tucker</u>   |
|           |                      |      |                       | 25 Patrick Laird         | <u>43 Ronnie Brown</u>  |

### DEFENSE

|            |                          |  |                           |                                 |                                 |
|------------|--------------------------|--|---------------------------|---------------------------------|---------------------------------|
| <b>DL</b>  | <u>94 Calijah Kancey</u> |  | 79 Pat O'Connor           | 91 Mike Greene                  | 62 C.J. Brewer                  |
| <b>NT</b>  | 50 Vita Vea              |  | 96 Greg Gaines            | 95 Deadrin Senat                |                                 |
| <b>DL</b>  | 90 Logan Hall            |  | 92 William Gholston       | 93 Willington Previlon          |                                 |
| <b>OLB</b> | 9 Joe Tryon-Shoyinka     |  | <u>0 Yaya Diaby</u>       | <u>33 Jose Ramirez</u>          | 46 Hamilcar Rashed Jr.          |
| <b>ILB</b> | 45 Devin White           |  | 52 K.J. Britt             | 57 Ulysees Gilbert III          | <u>53 Brandon Bouyer-Randle</u> |
| <b>ILB</b> | 54 Lavonte David         |  | <u>8 SirVocea Dennis</u>  | 51 J.J. Russell                 |                                 |
| <b>OLB</b> | 7 Shaquill Barrett       |  | 98 Anthony Nelson         | 49 Cam Gill                     | 48 Charles Snowden              |
|            |                          |  |                           |                                 | <u>58 Markees Watts</u>         |
| <b>CB</b>  | 35 Jamel Dean            |  | 27 Zyon McCollum          | 37 Anthony Chesley              | <u>16 Keenan Isaac</u>          |
|            |                          |  |                           |                                 | <u>38 Derrek Pitts Jr.</u>      |
| <b>CB</b>  | 24 Carlton Davis III     |  | 30 Dee Delaney            | <u>32 Josh Hayes</u>            | 36 Don Gardner                  |
|            |                          |  |                           |                                 | 28 Duron Lowe                   |
| <b>S</b>   | 31 Antoine Winfield Jr.  |  | 34 Nolan Turner           | <u>25 Kedrick Whitehead Jr.</u> |                                 |
| <b>S</b>   | 23 Ryan Neal             |  | <u>29 Christian Izien</u> | <u>26 Kaevon Merriweather</u>   | <u>39 Avery Young</u>           |

### SPECIALISTS

|           |                    |  |                        |
|-----------|--------------------|--|------------------------|
| <b>P</b>  | 5 Jake Camarda     |  |                        |
| <b>PK</b> | 4 Chase McLaughlin |  | 15 Rodrigo Blankenship |
| <b>KO</b> | 5 Jake Camarda     |  |                        |
| <b>H</b>  | 5 Jake Camarda     |  |                        |
| <b>LS</b> | 97 Zach Triner     |  | <u>86 Evan Deckers</u> |
| <b>PR</b> | 83 Deven Thompkins |  | <u>10 Trey Palmer</u>  |
| <b>KR</b> | 83 Deven Thompkins |  | 1 Rachaad White        |

Rookies Underlined

## 2023 TAMPA BAY BUCCANEERS PRONUNCIATION GUIDE

### PLAYERS

|                         |               |                            |                      |
|-------------------------|---------------|----------------------------|----------------------|
| <b>Lavonte David</b>    | luh-VON-tay   | <b>Kaevon Merriweather</b> | K-von                |
| <b>SirVocea Dennis</b>  | sir-voss-E-ay | <b>John Molchon</b>        | mole-shawn           |
| Yaya <b>Diaby</b>       | dee-AH-bee    | <b>Michael Niese</b>       | niece                |
| Silas <b>Dzansi</b>     | JAN-zee       | <b>Raiqwon O'Neal</b>      | ray-kwan             |
| <b>Matt Feiler</b>      | filer         | <b>Willington Previlon</b> | PREV-ih-lahn         |
| William <b>Gholston</b> | GOAL-ston     | <b>Hamilcar Rashed Jr.</b> | Ham-ih-cuh Rah-SHEED |
| Luke <b>Goedeke</b>     | GET-a-key     | <b>Deadrin Senat</b>       | DEE-drin suh-not     |
| Christian <b>Izien</b>  | is-E-en       | <b>Justin Skule</b>        | school               |
| <b>Rakim Jarrett</b>    | rah-KIM       | <b>Tanner Taula</b>        | t-OW-la              |
| Calijah <b>Kancey</b>   | can-see       | <b>Zach Triner</b>         | Trin-ner             |
| Ko <b>Kieft</b>         | KEY-ft        | <b>Joe Tryon-Shoyinka</b>  | try-on show-yeen-kuh |
| Duron <b>Lowe</b>       | low           | <b>Ke'Shawn Vaughn</b>     | KEY-shawn            |
| Cody <b>Mauch</b>       | m-OW-k        | <b>Vita Vea</b>            | VEET-uh VAY-uh       |

## 2023 TAMPA BAY BUCCANEERS NUMERICAL ROSTER

(as of 8/7/23)

| No.  | Name                  | Pos. | Ht.  | Wt. | Age | NFL Exp. | College               | Hometown            | How Acq.      |
|------|-----------------------|------|------|-----|-----|----------|-----------------------|---------------------|---------------|
| 0    | Yaya Diaby            | OLB  | 6-4  | 270 | 24  | R        | Louisville            | Atlanta, GA         | D3-'23        |
| 1    | Rachaad White         | RB   | 6-0  | 214 | 24  | 2        | Arizona State         | Kansas City, MO     | D3-'22        |
| 2    | Kyle Trask            | QB   | 6-5  | 236 | 25  | 3        | Florida               | Manvel, TX          | D2-'21        |
| 3    | Russell Gage Jr.      | WR   | 6-0  | 184 | 27  | 6        | LSU                   | Baton Rouge, LA     | UFA (ATL)-'22 |
| 4    | Chase McLaughlin      | K    | 6-0  | 190 | 27  | 5        | Illinois              | Cypress, TX         | UFA (IND)-'23 |
| 5    | Jake Camarda          | P    | 6-1  | 193 | 24  | 2        | Georgia               | Norcross, GA        | D4b-'22       |
| 6    | Baker Mayfield        | QB   | 6-1  | 215 | 28  | 6        | Oklahoma              | Austin, TX          | UFA (LAR)-'23 |
| 7    | Shaquil Barrett       | OLB  | 6-2  | 250 | 30  | 10       | Colorado State        | Baltimore, MD       | UFA (DEN)-'19 |
| 8    | SirVocea Dennis       | LB   | 6-1  | 230 | 23  | R        | Pittsburgh            | Syracuse, NY        | D5a-'23       |
| 9    | Joe Tryon-Shoyinka    | OLB  | 6-5  | 259 | 24  | 3        | Washington            | Renton, WA          | D1-'21        |
| 10   | Trey Palmer           | WR   | 6-1  | 190 | 22  | R        | Nebraska              | Kentwood, LA        | D6b-'23       |
| 11   | John Wolford          | QB   | 6-1  | 200 | 27  | 4        | Wake Forest           | Jacksonville, FL    | UFA(LAR)-'23  |
| 13   | Mike Evans            | WR   | 6-5  | 231 | 29  | 10       | Texas A&M             | Galveston, TX       | D1-'14        |
| 14   | Chris Godwin          | WR   | 6-1  | 209 | 27  | 7        | Penn State            | Middletown, DE      | D3a-'17       |
| 15   | Rodrigo Blankenship   | K    | 6-1  | 184 | 26  | 3        | Georgia               | Marietta, GA        | FA-'23        |
| 16   | Keenan Isaac          | CB   | 6-3  | 190 | 23  | R        | Alabama State         | Midfield, AL        | FA-'23        |
| 17   | Taye Barber           | WR   | 5-10 | 190 | 23  | R        | TCU                   | Cypress, TX         | FA-'23        |
| 18   | Rakim Jarrett         | WR   | 6-0  | 192 | 22  | R        | Maryland              | Palmer Park, MD     | FA-'23        |
| 19   | David Moore           | WR   | 6-0  | 219 | 28  | 5        | East Central          | Gainesville, TX     | FA-'23        |
| 21   | Ke'Shawn Vaughn       | RB   | 5-10 | 214 | 26  | 4        | Vanderbilt            | Nashville, TN       | D3-'20        |
| 22   | Chase Edmonds         | RB   | 5-9  | 201 | 27  | 6        | Fordham               | Harmsburg, PA       | UFA (DEN)-'23 |
| 23   | Ryan Neal             | S    | 6-3  | 200 | 27  | 4        | Southern Illinois     | Merrillville, IN    | UFA (SEA)-'23 |
| 24   | Carlton Davis III     | CB   | 6-1  | 206 | 26  | 6        | Auburn                | Miami, FL           | D2c-'18       |
| 25 o | Patrick Laird         | RB   | 6-1  | 205 | 27  | 4        | California            | San Luis Obispo, CA | FA-'22        |
| 25 d | Kedrick Whitehead Jr. | S    | 5-11 | 195 | 23  | R        | Delaware              | Middletown, DE      | FA-'23        |
| 26   | Kaevon Merriweather   | S    | 6-0  | 212 | 23  | R        | Iowa                  | Belleville, MI      | FA-'23        |
| 27   | Zyon McCollum         | CB   | 6-2  | 199 | 24  | 2        | Sam Houston State     | Galveston, TX       | D5-'22        |
| 28   | Duron Lowe            | CB   | 5-10 | 190 | 25  | 1        | Liberty               | Overland Park, KS   | FA-'22        |
| 29   | Christian Izien       | S    | 5-10 | 200 | 23  | R        | Rutgers               | Far Rockaway, NY    | FA-'23        |
| 30   | Dee Delaney           | DB   | 5-11 | 200 | 28  | 3        | Miami (FL)            | Beaufort, SC        | FA-'21        |
| 31   | Antoine Winfield Jr.  | S    | 5-9  | 203 | 24  | 4        | Minnesota             | The Woodlands, TX   | D2-'20        |
| 32   | Josh Hayes            | DB   | 6-0  | 190 | 24  | R        | Kansas State          | Lakeland, FL        | D6a-'23       |
| 33   | Jose Ramirez          | OLB  | 6-2  | 252 | 24  | R        | Eastern Michigan      | Lake Alfred, FL     | D6c-'23       |
| 34   | Nolan Turner          | S    | 6-1  | 202 | 25  | 2        | Clemson               | Vestavia Hills, AL  | FA-'22        |
| 35   | Jamel Dean            | CB   | 6-1  | 206 | 26  | 5        | Auburn                | Cocoa, FL           | D3a-'19       |
| 36   | Don Gardner           | CB   | 6-1  | 180 | 25  | 1        | South Dakota State    | Chicago, IL         | FA-'22        |
| 37   | Anthony Chesley       | CB   | 6-0  | 190 | 27  | 3        | Coastal Carolina      | Temple Hills, MD    | FA-'22        |
| 38   | Derrek Pitts Jr.      | CB   | 6-1  | 193 | 24  | R        | North Carolina State  | Dunbar, WV          | FA-'23        |
| 39   | Avery Young           | S    | 6-0  | 198 | 23  | R        | Rutgers               | Coatesville, PA     | FA-'23        |
| 41   | Ko Kieft              | TE   | 6-5  | 265 | 25  | 2        | Minnesota             | Sioux Center, IA    | D6-'22        |
| 43   | Ronnie Brown          | RB   | 6-0  | 190 | 23  | R        | Shepherd              | Baltimore, MD       | FA-'23        |
| 44   | Sean Tucker           | RB   | 5-10 | 205 | 21  | R        | Syracuse              | Owings Mills, MD    | FA-'23        |
| 45   | Devin White           | LB   | 6-0  | 237 | 25  | 5        | LSU                   | Springhill, LA      | D1-'19        |
| 46   | Hamlicar Rashed Jr.   | OLB  | 6-2  | 251 | 25  | 1        | Oregon State          | Phoenix, AZ         | FA-'22        |
| 48   | Charles Snowden       | OLB  | 6-7  | 245 | 25  | 1        | Virginia              | Silver Spring, MD   | FA-'22        |
| 49   | Cam Gill              | OLB  | 6-3  | 240 | 25  | 4        | Wagner                | Douglasville, GA    | FA-'20        |
| 50   | Vita Vea              | NT   | 6-4  | 347 | 28  | 6        | Washington            | Milpitas, CA        | D1-'18        |
| 51   | J.J. Russell          | LB   | 6-1  | 225 | 24  | 2        | Memphis               | Grenada, MS         | FA-'22        |
| 52   | K.J. Britt            | LB   | 6-0  | 235 | 24  | 3        | Auburn                | Oxford, AL          | D5-'21        |
| 53   | Brandon Bouyer-Randle | LB   | 6-2  | 240 | 26  | R        | Connecticut           | Battle Creek, MI    | FA-'23        |
| 54   | Lavonte David         | LB   | 6-1  | 233 | 33  | 12       | Nebraska              | Miami, FL           | D2-'12        |
| 56   | Chris Murray          | OL   | 6-2  | 308 | 23  | R        | Oklahoma              | Palmdale, CA        | FA-'23        |
| 57   | Ulysees Gilbert III   | LB   | 6-0  | 230 | 25  | 4        | Akron                 | Ocala, FL           | FA-'22        |
| 58   | Markees Watts         | OLB  | 6-1  | 240 | 23  | R        | Charlotte             | Lancaster, SC       | FA-'23        |
| 60   | Nick Leverett         | OL   | 6-4  | 310 | 26  | 3        | Rice                  | Salisbury, NC       | FA-'20        |
| 61   | Silas Dzansi          | T    | 6-5  | 335 | 25  | R        | Virginia Tech         | Woodbridge, VA      | FA-'23        |
| 62   | C.J. Brewer           | DL   | 6-2  | 290 | 25  | 1        | Coastal Carolina      | Bowdon, GA          | FA-'23        |
| 64   | Aaron Stinnie         | DE   | 6-3  | 312 | 29  | 6        | James Madison         | Charlottesville, VA | W(TEN)-'19    |
| 66   | Ryan Jensen           | C    | 6-4  | 319 | 32  | 10       | Colorado State-Pueblo | Fort Morgan, CO     | UFA(BAL)-'18  |
| 67   | Luke Goedeke          | G    | 6-5  | 312 | 24  | 2        | Central Michigan      | Whitelaw, WI        | D2b-'22       |
| 68   | Michael Niese         | OL   | 6-5  | 295 | 25  | 1        | Temple                | Chesterfield, MO    | FA-'23        |
| 69   | Cody Mauch            | G    | 6-6  | 303 | 24  | R        | North Dakota State    | Hankinson, ND       | D2-'23        |
| 70   | Robert Hainsey        | OL   | 6-4  | 306 | 24  | 3        | Notre Dame            | Pittsburgh, PA      | D3-'21        |
| 71   | Matt Feiler           | OL   | 6-6  | 330 | 31  | 7        | Bloomsburg            | Strasburg, PA       | FA-'23        |
| 72   | Luke Haggard          | OL   | 6-7  | 305 | 23  | R        | Indiana               | Petaluma, CA        | FA-'23        |
| 73   | Brandon Walton        | OL   | 6-5  | 300 | 25  | 2        | Florida Atlantic      | Largo, FL           | W(PIT)-'21    |
| 75   | John Molchon          | G    | 6-5  | 309 | 26  | 4        | Boise State           | Las Vegas, NV       | FA-'20        |
| 76   | Raiquon O'Neal        | T    | 6-4  | 305 | 23  | R        | UCLA                  | Conway, SC          | FA-'23        |
| 77   | Justin Skule          | T    | 6-6  | 315 | 26  | 4        | Vanderbilt            | Clifton, VA         | FA-'22        |
| 78   | Tristan Wirfs         | T    | 6-5  | 320 | 24  | 4        | Iowa                  | Mount Vernon, IA    | D1-'20        |
| 79   | Patrick O'Connor      | DL   | 6-4  | 270 | 29  | 5        | Eastern Michigan      | Chicago, IL         | FA-'17        |
| 80   | Kaylon Geiger Sr.     | WR   | 5-10 | 180 | 25  | 1        | Texas Tech            | Fort Worth, TX      | FA-'22        |
| 81   | Ryan Miller           | WR   | 6-2  | 221 | 23  | R        | Furman                | Jackson, TN         | FA-'23        |
| 82   | Dominique Dafney      | TE   | 6-3  | 235 | 26  | 2        | Indiana State         | West Des Moines, IA | FA-'23        |
| 83   | Deven Thompkins       | WR   | 5-8  | 155 | 23  | 2        | Utah State            | Fort Myers, FL      | FA-'22        |
| 84   | Tanner Taula          | TE   | 6-6  | 255 | 24  | R        | Illinois State        | Blue Springs, MO    | FA-'23        |
| 85   | Kade Warner           | WR   | 6-1  | 204 | 24  | R        | Kansas State          | Scottsdale, AZ      | FA-'23        |
| 86   | Evan Deckers          | LS   | 6-4  | 244 | 24  | R        | Duke                  | Avon, CT            | FA-'23        |
| 87   | Payne Durham          | TE   | 6-5  | 255 | 23  | R        | Purdue                | Suwanee, GA         | D5b-'23       |
| 88   | Cade Otton            | TE   | 6-5  | 247 | 24  | 2        | Washington            | Tumwater, WA        | D4a-'22       |
| 89   | David Wells           | TE   | 6-6  | 260 | 28  | 3        | San Diego State       | Clovis, CA          | FA-'22        |
| 90   | Logan Hall            | DL   | 6-6  | 283 | 23  | 2        | Houston               | Belton, TX          | D2a-'22       |
| 91   | Mike Greene           | DT   | 6-3  | 293 | 24  | 1        | James Madison         | Richmond, VA        | FA-'22        |
| 92   | William Gholston      | DL   | 6-6  | 281 | 32  | 11       | Michigan State        | Detroit, MI         | D4b-'13       |
| 93   | Willington Previlon   | DL   | 6-5  | 285 | 26  | 1        | Rutgers               | Orange, NJ          | FA-'21        |
| 94   | Cajijah Kancey        | DL   | 6-0  | 280 | 22  | R        | Pittsburgh            | Miami, FL           | D1-'23        |
| 95   | Deadrin Senat         | DT   | 6-1  | 305 | 29  | 5        | USF                   | Immokalee, FL       | FA-'22        |
| 96   | Greg Gaines           | DL   | 6-1  | 312 | 27  | 5        | Washington            | La Habra, CA        | UFA (LAR)-'23 |
| 97   | Zach Triner           | LS   | 6-3  | 245 | 32  | 5        | Assumption            | Marshfield, MA      | FA-'19        |
| 98   | Anthony Nelson        | OLB  | 6-7  | 271 | 26  | 5        | Iowa                  | Urbandale, IA       | D4-'19        |

### Head Coach: Todd Bowles

Assistant Coaches: Harold Goodwin (assistant head coach/run game coordinator); Keith Armstrong (special teams coordinator); Dave Canales (offensive coordinator); Larry Foote (inside linebackers/pass game coordinator); Kacy Rodgers (defensive line/run game coordinator); Tim Atkins (assistant secondary); Cory Bichey (assistant strength & conditioning); Mike Chirco (defensive assistant); George Edwards (outside linebackers); Joey Fitzgerald (defensive quality control); Joe Gilbert (offensive line); Brad Idzik (wide receivers); Maral Javadifar (director of rehabilitation/performance coach); Rashad Johnson (defensive assistant); Jeff Kastl (offensive quality control); Thaddeus Lewis (quarterbacks); Tom Moore (Senior Offensive Assistant); Skip Peete (running backs); Anthony Piroli (head strength & conditioning); Nick Rapone (safeties); David Raih (offensive analyst); Kevin Ross (comerbacks); Jordan Somerville (assistant quarterbacks); Keith Tandy (defensive/special teams assistant); John Van Dam (tight ends); Chad Wade (assistant strength & conditioning); DeAndre Ward (assistant strength & conditioning)

## 2023 TAMPA BAY BUCCANEERS ALPHABETICAL ROSTER

(as of 8/7/23)

| No. | Name                   | Pos. | Ht.  | Wt. | Birthdate | NFL Exp. | College               | Hometown            | 2022 GP/GS |
|-----|------------------------|------|------|-----|-----------|----------|-----------------------|---------------------|------------|
| 17  | Barber, Tave           | WR   | 5-10 | 190 | 10/24/99  | R        | TCU                   | Cypress, TX         | -          |
| 7   | Barrett, Shaquil       | OLB  | 6-2  | 250 | 11/17/92  | 10       | Colorado State        | Baltimore, MD       | 8/8        |
| 15  | Blankenship, Rodrigo   | K    | 6-1  | 184 | 1/29/97   | 3        | Georgia               | Marietta, GA        | 3/0*       |
| 53  | Bouyer-Randle, Brandon | LB   | 6-2  | 240 | 5/2/97    | R        | Connecticut           | Battle Creek, MI    | -          |
| 62  | Brewer, C.J.           | DL   | 6-2  | 290 | 11/22/97  | 1        | Coastal Carolina      | Bowdon, GA          | -          |
| 52  | Britt, K.J.            | LB   | 6-0  | 235 | 6/4/99    | 3        | Auburn                | Oxford, AL          | 13/0       |
| 43  | Brown Jr., Ronnie      | RB   | 6-0  | 190 | 4/12/00   | R        | Shepherd              | Baltimore, MD       | -          |
| 5   | Camarda, Jake          | P    | 6-1  | 193 | 4/20/99   | 2        | Georgia               | Norcross, GA        | 18/0       |
| 37  | Chesley, Anthony       | CB   | 6-0  | 190 | 5/31/96   | 3        | Coastal Carolina      | Temple Hills, MD    | 7/0        |
| 82  | Dafney, Dominique      | TE   | 6-3  | 235 | 6/3/97    | 2        | Indiana State         | West Des Moines, IA | 0/0        |
| 54  | David, Lavonte         | LB   | 6-1  | 233 | 1/23/90   | 12       | Nebraska              | Miami, FL           | 18/18      |
| 24  | Davis III, Carlton     | CB   | 6-1  | 206 | 12/31/96  | 6        | Auburn                | Miami, FL           | 14/14      |
| 35  | Dean, Jamel            | CB   | 6-1  | 206 | 10/15/96  | 5        | Auburn                | Cocoa, FL           | 16/15      |
| 86  | Deckers, Evan          | LS   | 6-4  | 244 | 2/23/99   | R        | Duke                  | Avon, CT            | -          |
| 30  | Delaney, Dee           | DB   | 5-11 | 200 | 2/20/95   | 3        | Miami                 | Beaufort, SC        | 18/0       |
| 8   | Dennis, SirVocea       | LB   | 6-1  | 230 | 3/9/00    | R        | Pittsburgh            | Syracuse, NY        | -          |
| 0   | Diaby, Yaya            | OLB  | 6-4  | 270 | 5/30/99   | R        | Louisville            | Atlanta, GA         | -          |
| 87  | Durham, Payne          | TE   | 6-5  | 255 | 6/15/00   | R        | Purdue                | Suwanee, GA         | -          |
| 61  | Dzansi, Silas          | T    | 6-5  | 335 | 6/13/98   | R        | Virginia Tech         | Woodbridge, VA      | -          |
| 22  | Edmonds, Chase         | RB   | 5-9  | 201 | 4/13/96   | 6        | Fordham               | Harrisburg, PA      | 13/3*      |
| 13  | Evans, Mike            | WR   | 6-5  | 231 | 8/21/93   | 10       | Texas A&M             | Galveston, TX       | 16/16      |
| 71  | Feiler, Matt           | OL   | 6-6  | 330 | 7/7/92    | 7        | Bloomsburg            | Strasburg, PA       | 17/17      |
| 3   | Gage Jr., Russell      | WR   | 6-0  | 184 | 1/22/96   | 6        | LSU                   | Baton Rouge, LA     | 14/4       |
| 96  | Gaines, Greg           | DL   | 6-1  | 312 | 5/6/96    | 5        | Washington            | La Habra, CA        | 16/12*     |
| 36  | Gardner, Don           | CB   | 6-1  | 180 | 12/9/97   | 1        | South Dakota State    | Chicago, IL         | 1/0        |
| 80  | Geiger Sr., Kaylon     | WR   | 5-10 | 180 | 11/11/97  | 1        | Texas Tech            | Fort Worth, TX      | 3/0        |
| 92  | Gholston, William      | DL   | 6-6  | 281 | 7/31/91   | 11       | Michigan State        | Detroit, MI         | 17/9       |
| 57  | Gilbert III, Ulysees   | LB   | 6-0  | 230 | 8/9/97    | 4        | Akron                 | Ocala, FL           | 4/0        |
| 49  | Gill, Cam              | OLB  | 6-3  | 240 | 12/14/97  | 4        | Wagner                | Douglasville, GA    | 0/0        |
| 14  | Godwin, Chris          | WR   | 6-1  | 209 | 2/27/96   | 7        | Penn State            | Middletown, DE      | 16/14      |
| 67  | Goedeke, Luke          | G    | 6-5  | 312 | 11/21/98  | 2        | Central Michigan      | Whiteland, WI       | 12/9       |
| 91  | Greene, Mike           | DT   | 6-3  | 293 | 5/3/99    | 1        | James Madison         | Richmond, VA        | 0/0        |
| 72  | Haggard, Luke          | OL   | 6-7  | 305 | 1/3/00    | R        | Indiana               | Petaluma, CA        | -          |
| 70  | Hainsey, Robert        | OL   | 6-4  | 306 | 8/12/98   | 3        | Notre Dame            | Pittsburgh, PA      | 17/17      |
| 90  | Hall, Logan            | DL   | 6-6  | 283 | 4/22/00   | 2        | Houston               | Belton, Texas       | 18/1       |
| 32  | Hayes, Josh            | DB   | 6-0  | 190 | 4/24/99   | R        | Kansas State          | Lakeland, FL        | -          |
| 16  | Isaac, Keenan          | CB   | 6-3  | 190 | 2/17/00   | R        | Alabama State         | Midfield, AL        | -          |
| 29  | Izien, Christian       | S    | 5-10 | 200 | 6/8/00    | R        | Rutgers               | Far Rockaway, NY    | -          |
| 18  | Jarrett, Rakim         | WR   | 6-0  | 192 | 1/24/01   | R        | Maryland              | Palmer Park, MD     | -          |
| 66  | Jensen, Ryan           | C    | 6-4  | 319 | 5/27/91   | 10       | Colorado State-Pueblo | Fort Morgan, CO     | 1/1        |
| 94  | Kancey, Calijah        | DL   | 6-0  | 280 | 3/1/01    | R        | Pittsburgh            | Miami, FL           | -          |
| 41  | Kieft, Ko              | TE   | 6-5  | 265 | 1/20/98   | 2        | Minnesota             | Sioux Center, IA    | 18/13      |
| 25  | Laird, Patrick         | RB   | 6-1  | 205 | 8/17/95   | 4        | California            | San Luis Obispo, CA | 0/0        |
| 60  | Leverett, Nick         | OL   | 6-4  | 310 | 1/11/97   | 3        | Rice                  | Salisbury, NC       | 11/10      |
| 28  | Lowe, Duron            | CB   | 5-10 | 190 | 11/29/97  | 1        | Liberty               | Overland Park, KS   | 0/0        |
| 69  | Mauch, Cody            | G    | 6-6  | 303 | 1/15/99   | R        | North Dakota State    | Hankinson, ND       | -          |
| 6   | Mayfield, Baker        | QB   | 6-1  | 215 | 2/24/95   | 6        | Oklahoma              | Austin, TX          | 12/10*     |
| 27  | McCollum, Zyon         | CB   | 6-2  | 199 | 5/3/99    | 2        | Sam Houston State     | Galveston, TX       | 14/3       |
| 4   | McLaughlin, Chase      | K    | 6-0  | 190 | 4/9/96    | 5        | Illinois              | Cypress, TX         | 16/0*      |
| 26  | Merrweather, Kaevon    | S    | 6-0  | 212 | 12/20/99  | R        | Iowa                  | Belleville, MI      | -          |
| 81  | Miller, Ryan           | WR   | 6-2  | 221 | 2/20/00   | R        | Furman                | Jackson, TN         | -          |
| 75  | Molchon, John          | G    | 6-5  | 309 | 2/2/97    | 4        | Boise State           | Las Vegas, NV       | 1/0        |
| 19  | Moore, David           | WR   | 6-0  | 219 | 1/15/95   | 5        | East Central          | Gainesville, TX     | -          |
| 56  | Murray, Chris          | OL   | 6-2  | 308 | 7/8/00    | R        | Oklahoma              | Palmdale, CA        | -          |
| 23  | Neal, Ryan             | S    | 6-3  | 200 | 12/24/95  | 4        | Southern Illinois     | Memilville, IN      | 14/10*     |
| 98  | Nelson, Anthony        | OLB  | 6-7  | 271 | 3/4/97    | 5        | Iowa                  | Urbandale, IA       | 18/9       |
| 68  | Niese, Michael         | OL   | 6-5  | 295 | 1/13/98   | 1        | Temple                | Chesterfield, MO    | 0/0        |
| 79  | O'Connor, Patrick      | DL   | 6-4  | 270 | 11/1/93   | 5        | Eastern Michigan      | Chicago, IL         | 18/0       |
| 76  | O'Neal, Raiqwon        | T    | 6-4  | 305 | 1/12/00   | R        | UCLA                  | Conway, SC          | -          |
| 88  | Otton, Cade            | TE   | 6-5  | 247 | 4/15/99   | 2        | Washington            | Tumwater, WA        | 17/12      |
| 10  | Palmer, Trey           | WR   | 6-1  | 190 | 4/2/01    | R        | Nebraska              | Kentwood, LA        | -          |
| 38  | Pitts Jr., Derrek      | CB   | 6-1  | 193 | 8/8/98    | R        | North Carolina State  | Dunbar, WV          | -          |
| 93  | Previlon, Willington   | DL   | 6-5  | 285 | 5/19/97   | 1        | Rutgers               | Orange, NJ          | 0/0        |
| 33  | Ramirez, Jose          | OLB  | 6-2  | 252 | 5/9/99    | R        | Eastern Michigan      | Lake Alfred, FL     | -          |
| 46  | Rashed Jr., Hamilcar   | OLB  | 6-2  | 251 | 1/2/98    | 1        | Oregon State          | Phoenix, AZ         | 0/0        |
| 51  | Russell, J.J.          | LB   | 6-1  | 225 | 10/12/98  | 2        | Memphis               | Grenada, MS         | 6/0        |
| 95  | Senat, Deadrin         | DT   | 6-1  | 305 | 7/22/94   | 5        | USF                   | Immokalee, FL       | 13/0       |
| 77  | Skule, Justin          | T    | 6-6  | 315 | 11/23/96  | 4        | Vanderbilt            | Clifton, VA         | 1/0        |
| 48  | Snowden, Charles       | OLB  | 6-7  | 245 | 3/27/98   | 1        | Virginia              | Silver Spring, MD   | 0/0        |
| 64  | Stinnie, Aaron         | G    | 6-3  | 312 | 2/18/94   | 6        | James Madison         | Charlottesville, VA | 0/0        |
| 84  | Taula, Tanner          | TE   | 6-6  | 255 | 12/6/98   | R        | Illinois State        | Blue Springs, MO    | -          |
| 83  | Thompkins, Deven       | WR   | 5-8  | 155 | 12/23/99  | 2        | Utah State            | Fort Myers, FL      | 6/0        |
| 2   | Trask, Kyle            | QB   | 6-5  | 236 | 3/6/98    | 3        | Florida               | Manvel, TX          | 1/0        |
| 97  | Triner, Zach           | LS   | 6-3  | 245 | 1/30/91   | 5        | Assumption            | Marshfield, MA      | 18/0       |
| 9   | Tryon-Shoyinka, Joe    | OLB  | 6-5  | 259 | 4/30/99   | 3        | Washington            | Renton, WA          | 18/17      |
| 44  | Tucker, Sean           | RB   | 5-10 | 205 | 10/25/01  | R        | Syracuse              | Owings Mills, MD    | -          |
| 34  | Turner, Nolan          | S    | 6-1  | 202 | 11/29/97  | 2        | Clemson               | Vestavia Hills, AL  | 5/0        |
| 21  | Vaughn, Ke'Shawn       | RB   | 5-10 | 214 | 5/4/97    | 4        | Vanderbilt            | Nashville, TN       | 16/0       |
| 50  | Vea, Vita              | NT   | 6-4  | 347 | 2/5/95    | 6        | Washington            | Milpitas, CA        | 16/16      |
| 73  | Walton, Brandon        | OL   | 6-5  | 300 | 3/18/98   | 2        | Florida Atlantic      | Largo, FL           | 11/2       |
| 85  | Warner, Kade           | WR   | 6-1  | 204 | 9/29/98   | R        | Kansas State          | Scottsdale, AZ      | -          |
| 58  | Watts, Markees         | OLB  | 6-1  | 240 | 12/7/99   | R        | Charlotte             | Lancaster, SC       | -          |
| 89  | Wells, David           | TE   | 6-6  | 260 | 5/2/95    | 3        | San Diego State       | Clovis, CA          | 0/0        |
| 45  | White, Devin           | LB   | 6-0  | 237 | 2/17/98   | 5        | LSU                   | Springhill, LA      | 18/18      |
| 1   | White, Rachaad         | RB   | 6-0  | 214 | 1/12/99   | 2        | Arizona State         | Kansas City, MO     | 18/9       |
| 25  | Whitehead Jr., Kedrick | S    | 5-11 | 195 | 11/20/99  | R        | Delaware              | Middletown, DE      | -          |
| 31  | Winfield Jr., Antoine  | S    | 5-9  | 203 | 8/16/98   | 4        | Minnesota             | The Woodlands, TX   | 14/14      |
| 78  | Wirfs, Tristan         | T    | 6-5  | 320 | 1/24/99   | 4        | Iowa                  | Mount Vernon, IA    | 14/14      |
| 11  | Wolford, John          | QB   | 6-1  | 200 | 10/16/95  | 4        | Wake Forest           | Jacksonville, FL    | 3/3*       |
| 39  | Young, Avery           | S    | 6-0  | 198 | 9/12/99   | R        | Rutgers               | Coatesville, PA     | -          |

\*Blankenship played in 2 games with Arizona and 1 game with Indianapolis; Edmonds played in 5 games with Denver and 8 games with Miami; Gaines played in 16 games with the LA Rams; Mayfield played in 7 games with Carolina and 5 with the LA Rams; McLaughlin played in 16 games with Indianapolis; Neal played in 14 games with Seattle; Wolford played in 3 games with the LA Rams

### Head Coach: Todd Bowles

Assistant Coaches: Harold Goodwin (assistant head coach/run game coordinator); Keith Armstrong (special teams coordinator); Dave Canales (offensive coordinator); Larry Foote (inside linebackers/pass game coordinator); Kacy Rodgers (defensive line/run game coordinator); Tim Atkins (assistant secondary); Cory Bichey (assistant strength & conditioning); Mike Chiurco (defensive assistant); George Edwards (outside linebackers); Joey Fitzgerald (defensive quality control); Joe Gilbert (offensive line); Brad Idzik (wide receivers); Maral Javadifar (director of rehabilitation/performance coach); Rashad Johnson (defensive assistant); Jeff Kastl (offensive quality control); Thaddeus Lewis (quarterbacks); Tom Moore (Senior Offensive Assistant); Skip Peete (running backs); Anthony Piroli (head strength & conditioning); Nick Rapone (safeties); David Raih (offensive analyst); Kevin Ross (cornerbacks); Jordan Somerville (assistant quarterbacks); Keith Tandy (defensive/special teams assistant); John Van Dam (tight ends); Chad Wade (assistant strength & conditioning); DeAndre Ward (assistant strength & conditioning)

## 2023 TAMPA BAY BUCCANEERS ROSTER BY POSITION

| No.                                  | Name                  | Pos. | College               | Ht.  | Wt. | (as of 8/7/2023) |          |
|--------------------------------------|-----------------------|------|-----------------------|------|-----|------------------|----------|
|                                      |                       |      |                       |      |     | Age              | NFL Exp. |
| <b><u>Defensive Linemen (10)</u></b> |                       |      |                       |      |     |                  |          |
| 62                                   | C.J. Brewer           | DL   | Coastal Carolina      | 6-2  | 290 | 25               | 1        |
| 96                                   | Greg Gaines           | DL   | Washington            | 6-1  | 312 | 27               | 5        |
| 92                                   | William Gholston      | DL   | Michigan State        | 6-6  | 281 | 32               | 11       |
| 91                                   | Mike Greene           | DL   | James Madison         | 6-3  | 293 | 24               | 1        |
| 90                                   | Logan Hall            | DL   | Houston               | 6-6  | 283 | 23               | 2        |
| 94                                   | Calijah Kancey        | DL   | Pittsburgh            | 6-0  | 280 | 22               | R        |
| 79                                   | Patrick O'Connor      | DL   | Eastern Michigan      | 6-4  | 270 | 29               | 5        |
| 93                                   | Willington Previlon   | DL   | Rutgers               | 6-5  | 285 | 26               | 1        |
| 95                                   | Deadrin Senat         | DT   | South Florida         | 6-1  | 305 | 29               | 5        |
| 50                                   | Vita Vea              | NT   | Washington            | 6-4  | 347 | 28               | 6        |
| <b><u>Outside Linebacker (9)</u></b> |                       |      |                       |      |     |                  |          |
| 7                                    | Shaquill Barrett      | OLB  | Colorado State        | 6-2  | 250 | 30               | 10       |
| 0                                    | Yaya Diaby            | OLB  | Louisville            | 6-4  | 270 | 24               | R        |
| 49                                   | Cam Gill              | OLB  | Wagner                | 6-3  | 240 | 25               | 4        |
| 98                                   | Anthony Nelson        | OLB  | Iowa                  | 6-7  | 271 | 26               | 5        |
| 33                                   | Jose Ramirez          | OLB  | Eastern Michigan      | 6-2  | 252 | 24               | R        |
| 46                                   | Hamlicar Rashed Jr.   | OLB  | Oregon State          | 6-2  | 251 | 25               | 1        |
| 48                                   | Charles Snowden       | OLB  | Virginia              | 6-7  | 245 | 25               | 1        |
| 9                                    | Joe Tryon-Shoyinka    | OLB  | Washington            | 6-5  | 259 | 24               | 3        |
| 58                                   | Markees Watts         | OLB  | Charlotte             | 6-1  | 240 | 23               | R        |
| <b><u>Inside Linebacker (7)</u></b>  |                       |      |                       |      |     |                  |          |
| 53                                   | Brandon Bouyer-Randle | LB   | Connecticut           | 6-2  | 240 | 26               | R        |
| 52                                   | K.J. Britt            | LB   | Auburn                | 6-0  | 235 | 24               | 3        |
| 54                                   | Lavonte David         | LB   | Nebraska              | 6-1  | 233 | 33               | 12       |
| 8                                    | SirVocea Dennis       | LB   | Pittsburgh            | 6-1  | 230 | 23               | R        |
| 57                                   | Ulysees Gilbert III   | LB   | Akron                 | 6-0  | 230 | 25               | 4        |
| 51                                   | J.J. Russell          | LB   | Memphis               | 6-1  | 225 | 24               | 2        |
| 45                                   | Devin White           | LB   | LSU                   | 6-0  | 237 | 25               | 5        |
| <b><u>Cornerback (10)</u></b>        |                       |      |                       |      |     |                  |          |
| 37                                   | Anthony Chesley       | CB   | Coastal Carolina      | 6-0  | 190 | 27               | 3        |
| 24                                   | Carlton Davis III     | CB   | Auburn                | 6-1  | 206 | 26               | 6        |
| 35                                   | Jamel Dean            | CB   | Auburn                | 6-1  | 206 | 26               | 5        |
| 30                                   | Dee Delaney           | CB   | Miami (FL)            | 5-11 | 200 | 28               | 3        |
| 36                                   | Don Gardner           | CB   | South Dakota State    | 6-1  | 180 | 25               | 1        |
| 32                                   | Josh Hayes            | CB   | Kansas State          | 6-0  | 190 | 24               | R        |
| 16                                   | Keenan Isaac          | CB   | Alabama State         | 6-3  | 190 | 23               | R        |
| 28                                   | Duron Lowe            | CB   | Liberty               | 5-10 | 190 | 25               | 1        |
| 27                                   | Zyon McCollum         | CB   | Sam Houston State     | 6-2  | 199 | 24               | 2        |
| 36                                   | Derek Pitts Jr.       | CB   | North Carolina State  | 6-1  | 193 | 24               | R        |
| <b><u>Safety (7)</u></b>             |                       |      |                       |      |     |                  |          |
| 29                                   | Christian Izien       | S    | Rutgers               | 5-10 | 200 | 23               | R        |
| 26                                   | Kaevon Merrweather    | S    | Iowa                  | 6-0  | 212 | 23               | R        |
| 23                                   | Ryan Neal             | S    | Southern Illinois     | 6-3  | 200 | 27               | 4        |
| 34                                   | Nolan Turner          | S    | Clemson               | 6-1  | 202 | 25               | 2        |
| 25                                   | Kedrick Whitehead Jr. | S    | Delaware              | 5-11 | 195 | 23               | R        |
| 31                                   | Antoine Winfield Jr.  | S    | Minnesota             | 5-9  | 203 | 24               | 4        |
| 39                                   | Avery Young           | S    | Rutgers               | 6-0  | 198 | 23               | R        |
| <b><u>Long Snapper (2)</u></b>       |                       |      |                       |      |     |                  |          |
| 86                                   | Evan Deckers          | LS   | Duke                  | 6-4  | 244 | 24               | R        |
| 97                                   | Zach Triner           | LS   | Assumption            | 6-3  | 245 | 32               | 5        |
| <b><u>Punter (1)</u></b>             |                       |      |                       |      |     |                  |          |
| 5                                    | Jake Camarda          | P    | Georgia               | 6-1  | 193 | 24               | 2        |
| <b><u>Kicker (1)</u></b>             |                       |      |                       |      |     |                  |          |
| 15                                   | Rodrigo Blankenship   | K    | Georgia               | 6-1  | 184 | 26               | 3        |
| 4                                    | Chase McLaughlin      | K    | Illinois              | 6-0  | 190 | 27               | 5        |
| <b><u>Offensive Line (16)</u></b>    |                       |      |                       |      |     |                  |          |
| 61                                   | Silas Dzansi          | T    | Virginia Tech         | 6-5  | 335 | 25               | R        |
| 71                                   | Matt Feller           | OL   | Bloomsburg            | 6-6  | 330 | 31               | 7        |
| 67                                   | Luke Goedeke          | G    | Central Michigan      | 6-5  | 312 | 24               | 2        |
| 72                                   | Luke Haggard          | OL   | Indiana               | 6-7  | 305 | 23               | R        |
| 70                                   | Robert Hainsey        | OL   | Notre Dame            | 6-4  | 306 | 24               | 3        |
| 66                                   | Ryan Jensen           | C    | Colorado State-Pueblo | 6-4  | 319 | 32               | 10       |
| 60                                   | Nick Leverett         | G    | Rice                  | 6-4  | 310 | 26               | 3        |
| 69                                   | Cody Mauch            | G    | North Dakota State    | 6-6  | 303 | 23               | R        |
| 75                                   | John Molchon          | G    | Boise State           | 6-5  | 309 | 26               | 4        |
| 56                                   | Chris Murray          | OL   | Oklahoma              | 6-2  | 308 | 23               | R        |
| 68                                   | Michael Niese         | OL   | Temple                | 6-5  | 295 | 25               | 1        |
| 76                                   | Raiqwon O'Neal        | T    | UCLA                  | 6-4  | 305 | 23               | R        |
| 77                                   | Justin Skule          | T    | Vanderbilt            | 6-6  | 315 | 26               | 4        |
| 64                                   | Aaron Stinnie         | G    | James Madison         | 6-6  | 315 | 26               | 6        |
| 73                                   | Brandon Walton        | OL   | Florida Atlantic      | 6-5  | 300 | 25               | 2        |
| 78                                   | Tristan Wirfs         | T    | Iowa                  | 6-5  | 320 | 24               | 4        |
| <b><u>Tight End (6)</u></b>          |                       |      |                       |      |     |                  |          |
| 82                                   | Dominique Dafney      | TE   | Indiana State         | 6-3  | 235 | 26               | 2        |
| 87                                   | Payne Durham          | TE   | Purdue                | 6-5  | 255 | 23               | R        |
| 41                                   | Ko Kieft              | TE   | Minnesota             | 6-5  | 265 | 25               | 2        |
| 88                                   | Cade Otton            | TE   | Washington            | 6:05 | 247 | 24               | 2        |
| 84                                   | Tanner Taula          | TE   | Illinois State        | 6-6  | 255 | 24               | R        |
| 89                                   | David Wells           | TE   | San Diego State       | 6-6  | 260 | 28               | 3        |
| <b><u>Running Back (6)</u></b>       |                       |      |                       |      |     |                  |          |
| 43                                   | Ronnie Brown Jr.      | RB   | Sheppard              | 6-0  | 190 | 23               | R        |
| 22                                   | Chase Edmonds         | RB   | Fordham               | 5-9  | 201 | 27               | 6        |
| 25                                   | Patrick Laird         | RB   | California            | 6-1  | 205 | 27               | 4        |
| 44                                   | Sean Tucker           | RB   | Syracuse              | 5-10 | 205 | 21               | R        |
| 21                                   | Ke'Shawn Vaughn       | RB   | Vanderbilt            | 5-10 | 214 | 26               | 4        |
| 1                                    | Rachaad White         | RB   | Arizona State         | 6-0  | 214 | 24               | 2        |
| <b><u>Wide Receiver (11)</u></b>     |                       |      |                       |      |     |                  |          |
| 17                                   | Taye Barber           | WR   | TCU                   | 5-10 | 190 | 23               | R        |
| 13                                   | Mike Evans            | WR   | Texas A&M             | 6-5  | 231 | 29               | 10       |
| 3                                    | Russell Gage Jr.      | WR   | LSU                   | 6-0  | 184 | 27               | 6        |
| 80                                   | Kaylon Geiger Sr.     | WR   | Texas Tech            | 5-10 | 180 | 25               | 1        |
| 14                                   | Chris Godwin          | WR   | Penn State            | 6-1  | 209 | 27               | 7        |
| 18                                   | Rakim Jarrett         | WR   | Maryland              | 6-0  | 192 | 22               | R        |
| 81                                   | Ryan Miller           | WR   | Furman                | 6-2  | 221 | 23               | R        |
| 19                                   | David Moore           | WR   | East Central          | 6-0  | 219 | 28               | 5        |
| 10                                   | Trey Palmer           | WR   | Nebraska              | 6-1  | 190 | 22               | R        |
| 83                                   | Deven Thompson        | WR   | Utah State            | 5-8  | 155 | 23               | 2        |
| 85                                   | Kade Wamer            | WR   | Kansas State          | 6-1  | 204 | 24               | R        |
| <b><u>Quarterback (3)</u></b>        |                       |      |                       |      |     |                  |          |
| 6                                    | Baker Mayfield        | QB   | Oklahoma              | 6-1  | 215 | 28               | 6        |
| 2                                    | Kyle Trask            | QB   | Florida               | 6-5  | 236 | 25               | 2        |
| 11                                   | John Wolford          | QB   | Wake Forest           | 6-1  | 200 | 27               | 4        |

## 2023 TAMPA BAY BUCCANEERS BY EXPERIENCE

(as of 8/7/23)

| No.                          | Name                  | Pos. | Birthdate | Age | NFL Exp. | College               |
|------------------------------|-----------------------|------|-----------|-----|----------|-----------------------|
| <b>12th Year (1)</b>         |                       |      |           |     |          |                       |
| 54                           | Lavonte David         | LB   | 1/23/90   | 33  | 12       | Nebraska              |
| <b>11th Year (1)</b>         |                       |      |           |     |          |                       |
| 92                           | William Gholston      | DL   | 7/31/91   | 32  | 11       | Michigan State        |
| <b>10th Year (3)</b>         |                       |      |           |     |          |                       |
| 7                            | Shaquil Barrett       | OLB  | 11/17/92  | 30  | 10       | Colorado State        |
| 13                           | Mike Evans            | WR   | 8/21/93   | 29  | 9        | Texas A&M             |
| 66                           | Ryan Jensen           | C    | 5/27/91   | 32  | 9        | Colorado State-Pueblo |
| <b>7th Year (2)</b>          |                       |      |           |     |          |                       |
| 71                           | Matt Feiler           | OL   | 7/7/92    | 31  | 7        | Bloomsburg            |
| 14                           | Chris Godwin          | WR   | 2/27/96   | 27  | 7        | Penn State            |
| <b>6th Year (6)</b>          |                       |      |           |     |          |                       |
| 24                           | Carlton Davis III     | CB   | 12/31/96  | 26  | 6        | Auburn                |
| 22                           | Chase Edmonds         | RB   | 4/13/96   | 27  | 6        | Fordham               |
| 3                            | Russell Gage Jr.      | WR   | 1/22/96   | 27  | 6        | LSU                   |
| 6                            | Baker Mayfield        | QB   | 2/14/95   | 28  | 6        | Oklahoma              |
| 64                           | Aaron Stinnie         | G    | 2/18/94   | 29  | 6        | James Madison         |
| 50                           | Vita Vea              | NT   | 2/5/95    | 28  | 6        | Washington            |
| <b>5th Year (9)</b>          |                       |      |           |     |          |                       |
| 35                           | Jamel Dean            | CB   | 10/15/96  | 26  | 5        | Auburn                |
| 96                           | Greg Gaines           | DL   | 5/6/96    | 27  | 5        | Washington            |
| 4                            | Chase McLaughlin      | K    | 4/9/96    | 27  | 5        | Illinois              |
| 19                           | David Moore           | WR   | 1/15/95   | 28  | 5        | East Central          |
| 98                           | Anthony Nelson        | OLB  | 3/4/97    | 26  | 5        | Iowa                  |
| 79                           | Patrick O'Connor      | DL   | 11/1/93   | 29  | 5        | Eastern Michigan      |
| 95                           | Deadrin Senat         | DT   | 7/22/94   | 29  | 5        | USF                   |
| 97                           | Zach Triner           | LS   | 1/30/91   | 32  | 5        | Assumption            |
| 45                           | Devin White           | LB   | 2/17/98   | 25  | 5        | LSU                   |
| <b>4th Year (10)</b>         |                       |      |           |     |          |                       |
| 57                           | Ulysees Gilber tII    | LB   | 8/9/97    | 25  | 4        | Akron                 |
| 49                           | Cam Gill              | OLB  | 12/14/97  | 25  | 4        | Wagner                |
| 25                           | Patrick Laird         | RB   | 8/17/95   | 27  | 4        | California            |
| 75                           | John Molchon          | G    | 2/2/97    | 26  | 4        | Boise State           |
| 23                           | Ryan Neal             | S    | 12/24/95  | 27  | 4        | Southern Illinois     |
| 77                           | Justin Skule          | T    | 11/23/96  | 26  | 4        | Vanderbilt            |
| 21                           | Ke'Shawn Vaughn       | RB   | 5/4/97    | 26  | 4        | Vanderbilt            |
| 31                           | Antoine Winfield Jr.  | S    | 8/16/98   | 24  | 4        | Minnesota             |
| 78                           | Tristan Wirfs         | T    | 1/24/99   | 24  | 4        | Iowa                  |
| 11                           | John Wolford          | QB   | 10/16/95  | 27  | 4        | Wake Forest           |
| <b>3rd Year (9)</b>          |                       |      |           |     |          |                       |
| 15                           | Rodrigo Blankenship   | K    | 1/29/97   | 26  | 3        | Georgia               |
| 52                           | K.J. Britt            | LB   | 6/4/99    | 24  | 3        | Auburn                |
| 37                           | Anthony Chesley       | CB   | 5/31/96   | 27  | 3        | Coastal Carolina      |
| 30                           | Dee Delaney           | DB   | 2/20/95   | 28  | 3        | Miami (FL)            |
| 70                           | Robert Hainsey        | OL   | 8/12/98   | 24  | 3        | Notre Dame            |
| 60                           | Nick Leverett         | G    | 1/11/97   | 26  | 3        | Rice                  |
| 2                            | Kyle Trask            | QB   | 3/6/98    | 25  | 3        | Florida               |
| 9                            | Joe Tryon-Shoyinka    | OLB  | 4/30/99   | 24  | 3        | Washington            |
| 89                           | David Wells           | TE   | 5/2/95    | 28  | 3        | San Diego State       |
| <b>2nd Year (12)</b>         |                       |      |           |     |          |                       |
| 5                            | Jake Camarda          | P    | 4/20/99   | 24  | 2        | Georgia               |
| 82                           | Dominique Dafney      | TE   | 6/3/97    | 26  | 2        | Indiana State         |
| 67                           | Luke Goedeke          | G    | 11/21/98  | 24  | 2        | Central Michigan      |
| 90                           | Logan Hall            | DL   | 4/22/00   | 23  | 2        | Houston               |
| 41                           | Ko Kieft              | TE   | 1/20/98   | 25  | 2        | Minnesota             |
| 27                           | Zyon McCollum         | CB   | 5/3/99    | 24  | 2        | Sam Houston State     |
| 88                           | Cade Otton            | TE   | 4/15/99   | 24  | 2        | Washington            |
| 51                           | J.J. Russell          | LB   | 10/12/98  | 24  | 2        | Memphis               |
| 83                           | Deven Thompson        | WR   | 12/23/99  | 23  | 2        | Utah State            |
| 34                           | Nolan Turner          | S    | 11/29/97  | 25  | 2        | Clemson               |
| 73                           | Brandon Walton        | OL   | 3/18/98   | 25  | 2        | Florida Atlantic      |
| 1                            | Rachaad White         | RB   | 1/12/99   | 24  | 2        | Arizona State         |
| <b>Rookies/1st Year (37)</b> |                       |      |           |     |          |                       |
| 17                           | Taye Barber           | WR   | 10/24/99  | 23  | R        | TCU                   |
| 53                           | Brandon Bouyer-Randle | LB   | 5/2/97    | 26  | R        | Connecticut           |
| 62                           | C.J. Brewer           | DL   | 11/22/97  | 25  | 1        | Coastal Carolina      |
| 43                           | Ronnie Brown Jr.      | RB   | 4/12/00   | 23  | R        | Sheppard              |
| 86                           | Evan Deckers          | LS   | 2/23/99   | 24  | R        | Duke                  |
| 8                            | SirVocea Dennis       | LB   | 3/9/00    | 23  | R        | Pittsburgh            |
| 0                            | Yaya Diaby            | OLB  | 5/30/99   | 24  | R        | Louisville            |
| 87                           | Payne Durham          | TE   | 6/15/00   | 23  | R        | Purdue                |
| 61                           | Silas Dzansi          | T    | 6/13/98   | 25  | R        | Virginia Tech         |
| 36                           | Don Gardner           | CB   | 12/9/97   | 25  | 1        | South Dakota State    |
| 80                           | Kaylon Geiger Sr.     | WR   | 11/1/97   | 25  | 1        | Texas Tech            |
| 91                           | Mike Greene           | DL   | 5/3/99    | 24  | 1        | James Madison         |
| 72                           | Luke Haggard          | T    | 1/3/00    | 23  | R        | Indiana               |
| 32                           | Josh Hayes            | DB   | 4/24/99   | 24  | R        | Kansas State          |
| 16                           | Keenan Isaac          | CB   | 2/17/00   | 23  | R        | Alabama State         |
| 29                           | Christian Izien       | S    | 6/8/00    | 23  | R        | Rutgers               |
| 18                           | Rakim Jarrett         | WR   | 1/24/01   | 22  | R        | Maryland              |
| 94                           | Calijah Kancey        | DL   | 3/1/01    | 22  | R        | Pittsburgh            |
| 28                           | Duron Lowe            | CB   | 11/29/97  | 25  | 1        | Liberty               |
| 69                           | Cody Mauch            | G    | 11/15/99  | 23  | R        | North Dakota State    |
| 26                           | Kaevon Merriweather   | S    | 12/20/99  | 23  | R        | Iowa                  |
| 81                           | Ryan Miller           | WR   | 2/20/00   | 23  | R        | Furman                |
| 56                           | Chris Murray          | OL   | 7/8/00    | 23  | R        | Oklahoma              |
| 68                           | Michael Niese         | OL   | 1/13/98   | 25  | 1        | Temple                |
| 76                           | Raiqwon O'Neal        | T    | 1/12/00   | 23  | R        | UCLA                  |
| 10                           | Trey Palmer           | WR   | 4/2/01    | 22  | R        | Nebraska              |
| 38                           | Derrek Pitts Jr.      | CB   | 8/8/98    | 24  | R        | North Carolina State  |
| 93                           | Wilmington Previlon   | DL   | 5/19/97   | 26  | 1        | Rutgers               |
| 33                           | Jose Ramirez          | OLB  | 5/9/99    | 24  | R        | Eastern Michigan      |
| 46                           | Hamlicar Rashed Jr.   | OLB  | 1/2/98    | 25  | 1        | Oregon State          |
| 48                           | Charles Snowden       | OLB  | 3/27/98   | 25  | 1        | Virginia              |
| 84                           | Tanner Taula          | TE   | 12/6/98   | 24  | R        | Illinois State        |
| 44                           | Sean Tucker           | RB   | 10/25/01  | 21  | R        | Syracuse              |
| 85                           | Kade Wamer            | WR   | 9/29/98   | 24  | R        | Kansas State          |
| 58                           | Markees Watts         | OLB  | 12/7/99   | 23  | R        | Charlotte             |
| 25                           | Kedrick Whitehead Jr. | S    | 11/20/99  | 23  | R        | Delaware              |
| 39                           | Avery Young           | S    | 9/12/99   | 23  | R        | Rutgers               |

**2023 TAMPA BAY BUCCANEERS - HOW THEY WERE BUILT**

|      | <u>DRAFT</u>  | <u>TRADES</u> | <u>WAIVERS</u>       | <u>FREE AGENTS</u>  |
|------|---|---------------|----------------------|---|
| 2012 | Lavonte David (2)   |               |                      |   |
| 2013 | William Gholston (4b)   |               |                      |   |
| 2014 | Mike Evans (1)  |               |                      |   |
| 2015 |   |               |                      |   |
| 2016 |   |               |                      |   |
| 2017 | Chris Godwin (3a)   |               |                      | Patrick O'Connor  |
| 2018 | Vita Vea (1)<br>Carlton Davis III (2c)  |               |                      | Ryan Jensen (BAL)   |
| 2019 | Devin White (1)<br>Jamel Dean (3a)<br>Anthony Nelson (4)  |               | Aaron Stinnie (TEN)  | Shaquil Barrett (DEN)<br>Zach Triner  |
| 2020 | Tristan Wirfs (1)<br>Antoine Winfield Jr. (2)<br>Ke'Shawn Vaughn (3)  |               |                      | Cam Gill<br>Nick Leverett<br>John Molchon   |
| 2021 | Joe Tryon-Shoyinka (1)<br>Kyle Trask (2)<br>Robert Hainsey (3)<br>K.J. Britt (5)  |               | Brandon Walton (PIT) | Dee Delaney<br>Willington Previlon  |
| 2022 | Logan Hall (2a)<br>Luke Goedeke (2b)<br>Rachaad White (3)<br>Cade Otton (4a)<br>Jake Camarda (4b)<br>Zyon McCollum (5)<br>Ko Kieft (6)                          |               |                      | Anthony Chesley<br>Russell Gage Jr. (ATL)<br>Don Gardner<br>Kaylon Geiger Sr.<br>Ulysees Gilbert III<br>Mike Greene<br>Patrick Laird<br>Duron Lowe<br>Hamilcar Rashed Jr.<br>J.J. Russell<br>Deadrin Senat<br>Justin Skule<br>Charles Snowden<br>Deven Thompkins<br>Nolan Turner<br>David Wells   |
| 2023 | Calijah Kancey (1)<br>Cody Mauch (2)<br>Yaya Diaby (3)<br>SirVocea Dennis (5a)<br>Payne Durham (5b)<br>Josh Hayes (6a)<br>Trey Palmer (6b)<br>Jose Ramirez (6c) |               |                      | Taye Barber<br>Rodrigo Blankenship<br>Brandon Bouyer-Randle<br>C.J. Brewer<br>Ronnie Brown Jr.<br>Dominique Dafney<br>Evan Deckers<br>Silas Dzansi<br>Chase Edmonds (DEN)<br>Matt Feiler<br>Greg Gaines (LAR)<br>Luke Haggard<br>Keenan Isaac<br>Christian Izien<br>Rakim Jarrett<br>Baker Mayfield (LAR)<br>Chase McLaughlin (IND)<br>Kaevon Merriweather<br>Ryan Miller<br>David Moore<br>Chris Murray<br>Ryan Neal (SEA)<br>Michael Niese<br>Raiqwon O'Neal<br>Derrek Pitts Jr.<br>Tanner Taula<br>Sean Tucker<br>Kade Warner<br>Markees Watts<br>Kedrick Whitehead Jr.<br>John Wolford (LAR)<br>Avery Young |



## 2022 GAME-BY-GAME STARTERS

| OFFENSE |              |           |             |            |          |            |            |            |          |              |          |          |
|---------|--------------|-----------|-------------|------------|----------|------------|------------|------------|----------|--------------|----------|----------|
| OPP     | WR           | LT        | LG          | C          | RG       | RT         | TE/WR      | WR         | TE       | RB           | QB       | OTHER    |
| @DAL    | M. Evans     | D. Smith  | L. Goedeke  | R. Hainsey | S. Mason | T. Wirfs   | C. Otton   | C. Godwin  | C. Brate | L. Fournette | T. Brady | ---      |
| @NO     | M. Evans     | J. Wells  | L. Goedeke  | R. Hainsey | S. Mason | T. Wirfs   | C. Otton   | B. Periman | K. Kieft | L. Fournette | T. Brady | ---      |
| GB      | R. Gage      | B. Walton | L. Goedeke  | R. Hainsey | S. Mason | T. Wirfs   | S. Miller  | B. Periman | K. Kieft | L. Fournette | T. Brady | ---      |
| KC      | M. Evans     | D. Smith  | L. Goedeke  | R. Hainsey | S. Mason | T. Wirfs   | J. Jones   | C. Godwin  | C. Otton | L. Fournette | T. Brady | ---      |
| ATL     | M. Evans     | D. Smith  | L. Goedeke  | R. Hainsey | S. Mason | T. Wirfs   | R. Gage    | C. Godwin  | C. Otton | L. Fournette | T. Brady | ---      |
| @PIT    | M. Evans     | D. Smith  | L. Goedeke  | R. Hainsey | S. Mason | T. Wirfs   | R. Gage    | C. Godwin  | K. Kieft | L. Fournette | T. Brady | ---      |
| @CAR    | M. Evans     | D. Smith  | L. Goedeke  | R. Hainsey | S. Mason | T. Wirfs   | R. Gage    | C. Godwin  | C. Otton | L. Fournette | T. Brady | ---      |
| BAL     | M. Evans     | D. Smith  | N. Leverett | R. Hainsey | S. Mason | T. Wirfs   | K. Kieft   | J. Jones   | C. Otton | L. Fournette | T. Brady | ---      |
| LAR     | M. Evans     | D. Smith  | N. Leverett | R. Hainsey | S. Mason | T. Wirfs   | K. Kieft   | C. Godwin  | C. Otton | L. Fournette | T. Brady | ---      |
| SEA     | M. Evans     | D. Smith  | N. Leverett | R. Hainsey | S. Mason | T. Wirfs   | ---        | C. Godwin  | K. Kieft | R. White     | T. Brady | J. Wells |
| @CLE    | M. Evans     | D. Smith  | N. Leverett | R. Hainsey | S. Mason | T. Wirfs   | ---        | C. Godwin  | K. Kieft | R. White     | T. Brady | J. Wells |
| NO      | M. Evans     | D. Smith  | N. Leverett | R. Hainsey | S. Mason | J. Wells   | J. Jones   | C. Godwin  | C. Otton | R. White     | T. Brady | ---      |
| @SF     | M. Evans     | D. Smith  | N. Leverett | R. Hainsey | S. Mason | J. Wells   | K. Kieft   | C. Godwin  | C. Otton | R. White     | T. Brady | ---      |
| CIN     | M. Evans     | D. Smith  | N. Leverett | R. Hainsey | S. Mason | J. Wells   | B. Periman | C. Godwin  | C. Otton | R. White     | T. Brady | ---      |
| @ARI    | M. Evans     | J. Wells  | N. Leverett | R. Hainsey | S. Mason | T. Wirfs   | J. Jones   | C. Godwin  | C. Otton | R. White     | T. Brady | ---      |
| CAR     | M. Evans     | D. Smith  | N. Leverett | R. Hainsey | S. Mason | T. Wirfs   | C. Otton   | J. Jones   | K. Kieft | R. White     | T. Brady | ---      |
| @ATL    | D. Thompkins | B. Walton | N. Leverett | R. Hainsey | S. Mason | L. Goedeke | C. Otton   | C. Godwin  | K. Kieft | R. White     | T. Brady | ---      |
| DAL     | M. Evans     | D. Smith  | L. Goedeke  | R. Jensen  | S. Mason | T. Wirfs   | C. Otton   | C. Godwin  | K. Kieft | R. White     | T. Brady | ---      |

| DEFENSE |                 |                 |             |                   |          |            |         |              |                   |             |            |                 |
|---------|-----------------|-----------------|-------------|-------------------|----------|------------|---------|--------------|-------------------|-------------|------------|-----------------|
| OPP     | DL              | NT              | DL          | OLB               | ILB      | OLB        | CB      | CB           | CB                | S           | S          | OTHER           |
| @DAL    | A. Hicks        | V. Vea          | ---         | J. Tryon-Shoyinka | D. White | S. Barrett | L. Dean | C. Davis III | J. Dean           | L. Ryan     | M. Edwards | A. Winfield     |
| @NO     | A. Hicks        | V. Vea          | W. Gholston | J. Tryon-Shoyinka | D. White | S. Barrett | L. Dean | C. Davis III | J. Dean           | A. Winfield | M. Edwards | ---             |
| GB      | R. Nunez-Roches | V. Vea          | W. Gholston | J. Tryon-Shoyinka | D. White | S. Barrett | L. Dean | C. Davis III | J. Dean           | A. Winfield | M. Edwards | ---             |
| KC      | R. Nunez-Roches | V. Vea          | ---         | J. Tryon-Shoyinka | D. White | S. Barrett | L. Dean | C. Davis III | J. Dean           | L. Ryan     | M. Edwards | A. Winfield     |
| ATL     | R. Nunez-Roches | V. Vea          | W. Gholston | J. Tryon-Shoyinka | D. White | S. Barrett | L. Dean | C. Davis III | J. Dean           | A. Winfield | M. Edwards | ---             |
| @PIT    | R. Nunez-Roches | V. Vea          | ---         | J. Tryon-Shoyinka | D. White | S. Barrett | L. Dean | C. Davis III | J. Dean           | A. Winfield | M. Edwards | ---             |
| @CAR    | R. Nunez-Roches | V. Vea          | W. Gholston | J. Tryon-Shoyinka | D. White | S. Barrett | L. Dean | C. Davis III | J. Dean           | K. Neal     | M. Edwards | D. Delaney      |
| BAL     | A. Hicks        | V. Vea          | ---         | J. Tryon-Shoyinka | D. White | S. Barrett | L. Dean | Z. McCollum  | J. Dean           | K. Neal     | M. Edwards | A. Winfield     |
| LAR     | A. Hicks        | V. Vea          | W. Gholston | J. Tryon-Shoyinka | D. White | S. Barrett | L. Dean | C. Davis III | J. Dean           | K. Neal     | M. Edwards | ---             |
| SEA     | A. Hicks        | V. Vea          | W. Gholston | J. Tryon-Shoyinka | D. White | A. Nelson  | L. Dean | C. Davis III | J. Dean           | K. Neal     | M. Edwards | ---             |
| @CLE    | A. Hicks        | V. Vea          | W. Gholston | J. Tryon-Shoyinka | D. White | A. Nelson  | L. Dean | C. Davis III | J. Dean           | A. Winfield | M. Edwards | ---             |
| NO      | A. Hicks        | V. Vea          | W. Gholston | J. Tryon-Shoyinka | D. White | C. Nassib  | L. Dean | C. Davis III | J. Dean           | A. Winfield | M. Edwards | ---             |
| @SF     | A. Hicks        | V. Vea          | ---         | J. Tryon-Shoyinka | D. White | A. Nelson  | L. Dean | C. Davis III | J. Dean           | K. Neal     | L. Ryan    | R. Nunez-Roches |
| CIN     | A. Hicks        | V. Vea          | W. Gholston | J. Tryon-Shoyinka | D. White | A. Nelson  | L. Dean | C. Davis III | J. Dean           | K. Neal     | L. Ryan    | Z. McCollum     |
| @ARI    | A. Hicks        | R. Nunez-Roches | ---         | J. Tryon-Shoyinka | D. White | A. Nelson  | L. Dean | C. Davis III | S. Murphy-Bunting | K. Neal     | L. Ryan    | ---             |
| @ARI    | A. Hicks        | R. Nunez-Roches | ---         | J. Tryon-Shoyinka | D. White | A. Nelson  | L. Dean | C. Davis III | S. Murphy-Bunting | K. Neal     | L. Ryan    | A. Winfield     |
| CAR     | A. Hicks        | V. Vea          | W. Gholston | J. Tryon-Shoyinka | D. White | A. Nelson  | L. Dean | J. Dean      | S. Murphy-Bunting | L. Ryan     | M. Edwards | A. Winfield     |
| @ATL    | A. Hicks        | R. Nunez-Roches | W. Gholston | J. Tryon-Shoyinka | D. White | A. Nelson  | L. Dean | J. Dean      | S. Murphy-Bunting | A. Winfield | M. Edwards | ---             |
| DAL     | A. Hicks        | V. Vea          | W. Gholston | J. Tryon-Shoyinka | D. White | A. Nelson  | L. Dean | C. Davis III | S. Murphy-Bunting | A. Winfield | M. Edwards | ---             |

**2022 PLAYTIME PERCENTAGES - OFFENSE**

| OFFENSE     | @DAL | @NO | GB | KC | ATL | @PIT | @CAR | BAL | LAR | SEA | @CLE | NO | @SF | CIN | @ARI | CAR | @ATL | DAL | PLAYS | PCT |
|-------------|------|-----|----|----|-----|------|------|-----|-----|-----|------|----|-----|-----|------|-----|------|-----|-------|-----|
| TOTAL PLAYS | 62   | 67  | 65 | 64 | 79  | 72   | 67   | 68  | 84  | 75  | 69   | 80 | 76  | 74  | 81   | 78  | 55   | 82  | 1,298 |     |

**QUARTERBACKS**

|         |     |     |     |     |     |     |     |     |     |     |     |     |     |     |     |     |    |     |       |     |
|---------|-----|-----|-----|-----|-----|-----|-----|-----|-----|-----|-----|-----|-----|-----|-----|-----|----|-----|-------|-----|
| Brady   | 62  | 67  | 65  | 64  | 79  | 72  | 67  | 68  | 84  | 75  | 69  | 80  | 76  | 74  | 81  | 78  | 31 | 82  | 1,274 | 98% |
| Gabbert | DNP | DNP | DNP | DNP | DNP | DNP | DNP | DNP | DNP | DNP | DNP | DNP | DNP | DNP | DNP | DNP | 14 | DNP | 14    | 25% |
| Trask   | IA  | IA  | IA  | IA  | IA  | IA  | IA  | DNP | IA  | IA  | IA  | IA  | IA  | IA  | IA  | IA  | 14 | IA  | 14    | 25% |

**RUNNING BACKS**

|           |    |    |    |    |    |    |    |    |    |    |     |    |    |    |    |    |    |    |     |     |
|-----------|----|----|----|----|----|----|----|----|----|----|-----|----|----|----|----|----|----|----|-----|-----|
| Fournette | 47 | 58 | 59 | 39 | 49 | 59 | 40 | 49 | 52 | 22 | IA  | 48 | 36 | 43 | 49 | 36 | 3  | 35 | 724 | 59% |
| R. White  | 17 | 9  | 6  | 24 | 31 | 16 | 29 | 18 | 29 | 48 | 62  | 33 | 40 | 29 | 29 | 39 | 10 | 46 | 515 | 40% |
| Bernard   | 0  | 0  | IR | IR | IR | IR | IR | IR | IR | IR | DNP | 0  | 0  | 0  | 0  | 0  | 25 | 0  | 25  | 4%  |
| Vaughn    | IA | IA | 0  | 0  | 0  | 0  | 0  | 0  | 3  | 5  | 9   | 0  | 0  | 0  | 2  | 2  | 16 | 1  | 38  | 3%  |

**TIGHT ENDS**

|         |    |    |    |    |    |    |    |    |    |    |    |    |    |     |    |    |    |    |     |     |
|---------|----|----|----|----|----|----|----|----|----|----|----|----|----|-----|----|----|----|----|-----|-----|
| Otton   | 30 | 33 | IA | 43 | 74 | 40 | 54 | 62 | 71 | 46 | 36 | 66 | 45 | 48  | 68 | 68 | 19 | 60 | 863 | 70% |
| Brate   | 42 | 38 | 58 | 22 | IA | 34 | IA | IA | IA | 34 | 35 | IA | 28 | 29  | 8  | IA | 27 | 21 | 376 | 45% |
| Kieft   | 16 | 24 | 11 | 9  | 14 | 18 | 13 | 17 | 17 | 23 | 16 | 15 | 5  | 20  | 14 | 23 | 9  | 5  | 270 | 21% |
| Rudolph | IA | IA | 9  | IA | 9  | IA | 8  | 6  | 5  | IA | IA | 9  | IA | DNP | 11 | 11 | 11 | IA | 79  | 12% |

**WIDE RECEIVERS**

|           |     |     |     |    |     |     |     |     |     |     |     |     |     |     |     |     |     |     |       |     |
|-----------|-----|-----|-----|----|-----|-----|-----|-----|-----|-----|-----|-----|-----|-----|-----|-----|-----|-----|-------|-----|
| Evans     | 45  | 41  | R/S | 58 | 67  | 69  | 59  | 64  | 74  | 55  | 62  | 67  | 66  | 60  | 75  | 65  | DNP | 75  | 1,002 | 85% |
| Godwin    | 19  | IA  | IA  | 53 | 41  | 64  | 63  | 61  | 77  | 67  | 66  | 69  | 69  | 66  | 73  | 66  | 26  | 72  | 952   | 82% |
| Gage Jr.  | 26  | 44  | 52  | 41 | 58  | 55  | 41  | IA  | IA  | IA  | IA  | 26  | 25  | 46  | 43  | 42  | 30  | 41  | 570   | 57% |
| Jones     | 32  | IA  | IA  | 18 | IA  | IA  | IA  | 39  | 30  | 38  | 43  | 52  | 55  | IA  | 22  | 22  | IA  | 41  | 392   | 48% |
| Perkins   | 26  | 50  | 47  | IA | IA  | 2   | 10  | 5   | 24  | 18  | 8   | IA  | IA  | 7   | IA  | IA  | 32  | IA  | 229   | 30% |
| Miller    | IA  | 29  | 52  | IA | 36  | 2   | 8   | 20  | 35  | 14  | 3   | 15  | 11  | 8   | 4   | 0   | 21  | 6   | 264   | 23% |
| Thompkins | PS  | PS  | PS  | PS | IA  | PS  | PS  | PS  | PS  | PS  | PS  | PS  | 0   | 13  | 4   | 9   | 46  | 7   | 79    | 18% |
| Darden    | 10  | 8   | 18  | 6  | 11  | 0   | 4   | 0   | 0   | 0   | 0   | 0   | N/A | N/A | N/A | N/A | N/A | N/A | 57    | 7%  |
| Beasley   | N/A | N/A | 4   | 4  | N/A | N/A | N/A | N/A | N/A | N/A | N/A | N/A | N/A | N/A | N/A | N/A | N/A | N/A | 8     | 6%  |
| Geiger    | PS  | 1   | 4   | PS | 4   | PS  | PS  | PS  | PS  | PS  | PS  | PS  | PS  | PS  | PS  | PS  | PS  | PS  | 9     | 4%  |

**OFFENSIVE LINE**

|          |     |     |     |     |     |     |     |     |     |     |     |     |     |     |     |     |     |     |       |      |
|----------|-----|-----|-----|-----|-----|-----|-----|-----|-----|-----|-----|-----|-----|-----|-----|-----|-----|-----|-------|------|
| Wirfs    | 62  | 67  | 65  | 64  | 79  | 72  | 67  | 68  | 84  | 75  | 68  | IA  | IA  | IA  | 81  | 78  | DNP | 82  | 1,012 | 100% |
| Jensen   | IR  | IR  | IR  | IR  | IR  | IR  | IR  | IR  | IR  | IR  | IR  | IR  | IR  | IR  | IR  | IR  | IR  | 82  | 82    | 100% |
| Mason    | 62  | 67  | 65  | 64  | 79  | 72  | 66  | 68  | 84  | 75  | 69  | 80  | 76  | 74  | 81  | 78  | 39  | 82  | 1,281 | 99%  |
| Hainsey  | 62  | 67  | 65  | 64  | 79  | 72  | 67  | 68  | 84  | 75  | 69  | 80  | 76  | 74  | 81  | 78  | 13  | DNP | 1,174 | 97%  |
| Smith    | 23  | IA  | IA  | 64  | 79  | 72  | 67  | 68  | 84  | 75  | 69  | 80  | 76  | 72  | IA  | 78  | IA  | 82  | 989   | 96%  |
| Leverett | DNP | DNP | DNP | DNP | DNP | DNP | 20  | 68  | 84  | 75  | 69  | 80  | 76  | 74  | 81  | 78  | 55  | IA  | 760   | 94%  |
| Melchon  | PS  | PS  | PS  | PS  | PS  | PS  | PS  | PS  | DNP | DNP | DNP | DNP | DNP | DNP | IA  | DNP | 42  | DNP | 42    | 76%  |
| Goeddeke | 62  | 67  | 65  | 64  | 79  | 72  | 48  | IA  | IA  | IA  | IA  | DNP | DNP | 1   | 3   | 7   | 55  | 82  | 605   | 72%  |
| Wells    | 39  | 23  | IR  | IR  | IR  | IR  | 1   | 3   | 3   | 5   | 6   | 80  | 76  | 74  | 16  | IR  | IR  | IR  | 326   | 41%  |
| Skule    | N/A | N/A | PS  | PS  | PS  | PS  | N/A | N/A | PS  | PS  | PS  | PS  | PS  | PS  | DNP | PS  | 16  | PS  | 16    | 29%  |
| Walton   | 0   | 44  | 65  | 0   | 3   | DNP | 0   | DNP | DNP | DNP | DNP | 0   | 0   | 2   | 65  | 0   | 55  | DNP | 234   | 27%  |
| Johnson  | IA  | 0   | 0   | 0   | 1   | 1   | IA  | DNP | N/A | N/A | N/A | N/A | N/A | N/A | N/A | N/A | N/A | N/A | 2     | 1%   |

**KEY**

- DNP= Did Not Play
- IA= Inactive
- IR= Injured Reserve
- IR/DR= Injured Reserve/Designated to Return
- N/A= Not With Team
- PUP= Practice Squad
- R/S= Reserve/Physically Unable to Perform
- W/\_ =With Other Team

**2022 PLAYTIME PERCENTAGES - DEFENSE**

| DEFENSE                | @DAL | @NO | GB  | KC  | ATL | @PIT | @CAR | BAL | LAR | SEA | @CLE | NO  | @SF | CIN | @ARI | CAR | @ATL | DAL | PLAYS | PCT |    |
|------------------------|------|-----|-----|-----|-----|------|------|-----|-----|-----|------|-----|-----|-----|------|-----|------|-----|-------|-----|----|
| <b>TOTAL PLAYS</b>     | 69   | 68  | 62  | 80  | 66  | 64   | 50   | 76  | 57  | 52  | 79   | 59  | 63  | 66  | 76   | 66  | 68   | 69  | 1,190 |     |    |
| <b>DEFENSIVE LINE</b>  |      |     |     |     |     |      |      |     |     |     |      |     |     |     |      |     |      |     |       |     |    |
| Vea                    | 42   | 43  | 39  | 57  | 40  | 41   | 35   | 48  | 35  | 32  | 48   | 37  | 4   | IA  | IA   | 38  | IA   | 43  | 582   | 59% |    |
| Hicks                  | 40   | 19  | IA  | IA  | IA  | IA   | IA   | IA  | 33  | 33  | 57   | 39  | 37  | 41  | 43   | 44  | 13   | 44  | 443   | 56% |    |
| Nunez-Roches           | 23   | 30  | 35  | 43  | 37  | 32   | 27   | 20  | 22  | 20  | 34   | 22  | 39  | 43  | 44   | 20  | 34   | 36  | 584   | 49% |    |
| Gholston               | 25   | 29  | 34  | 40  | 34  | 23   | 22   | 44  | 17  | 13  | 21   | 28  | 41  | 21  | 30   | 24  | 39   | 38  | 523   | 44% |    |
| Hall                   | 20   | 29  | 27  | 29  | 38  | 19   | 21   | 30  | 9   | 16  | 20   | 11  | 24  | 21  | 19   | 23  | 47   | 20  | 423   | 36% |    |
| Senat                  | PS   | PS  | 13  | 17  | 17  | 12   | 12   | 22  | 0   | IA  | 2    | 1   | 17  | 14  | 10   | DNP | 28   | 3   | 168   | 18% |    |
| O'Connor               | 0    | 4   | 1   | 1   | 0   | 3    | 0    | 20  | 0   | 0   | 2    | 0   | 5   | 9   | 13   | 7   | 32   | 5   | 102   | 9%  |    |
| <b>LINEBACKERS</b>     |      |     |     |     |     |      |      |     |     |     |      |     |     |     |      |     |      |     |       |     |    |
| White                  | 69   | 68  | 62  | 80  | 66  | 64   | 50   | 76  | 57  | 52  | 79   | 59  | 63  | 66  | 76   | 66  | 23   | 69  | 1,145 | 96% |    |
| David                  | 69   | 68  | 62  | 80  | 66  | 64   | 50   | 76  | 57  | 52  | 79   | 58  | 66  | 66  | 76   | 66  | 23   | 69  | 1,144 | 96% |    |
| Tyson-Shoynka          | 48   | 50  | 46  | 49  | 40  | 54   | 32   | 47  | 51  | 48  | 61   | 34  | 27  | 66  | 65   | 49  | 41   | 884 | 74%   |     |    |
| Barnett                | 49   | 58  | 51  | 59  | 49  | 49   | 32   | 35  | IR  | IR  | IR   | IR  | IR  | IR  | IR   | IR  | IR   | IR  | 382   | 71% |    |
| Nelson                 | 22   | 17  | 15  | 29  | 19  | 17   | 18   | 34  | 30  | 36  | 44   | 41  | 52  | 66  | 76   | 66  | 51   | 60  | 693   | 58% |    |
| Odenigbo               | N/A  | N/A | N/A | N/A | N/A | N/A  | N/A  | N/A | N/A | N/A | N/A  | N/A | N/A | N/A | N/A  | PS  | 32   | PS  | 32    | 47% |    |
| Nassib                 | 19   | 11  | 12  | 21  | 20  | 13   | 18   | 18  | 17  | 10  | 26   | 29  | 37  | IA  | IA   | IA  | IA   | 25  | 276   | 30% |    |
| Avev                   | 0    | PS  | PS  | PS  | PS  | 4    | 3    | 0   | 16  | 8   | 19   | 12  | 10  | IA  | IR   | IR  | IR   | IR  | 72    | 13% |    |
| Russell                | PS   | PS  | PS  | PS  | PS  | PS   | PS   | 0   | IA  | IA  | N/A  | PS  | PS  | 0   | 0    | 0   | 45   | N/A | 45    | 11% |    |
| Britt                  | 0    | 0   | 0   | 0   | 0   | 0    | 0    | IR  | IR  | IR  | IR   | IR  | 0   | 0   | 0    | 0   | 45   | 2   | 47    | 5%  |    |
| Fatukasi               | 0    | 0   | 0   | 0   | 0   | 0    | 0    | 0   | 0   | 0   | 0    | 1   | 0   | N/A | N/A  | N/A | N/A  | N/A | 1     | 0%  |    |
| Gilbert III            | N/A  | N/A | N/A | N/A | N/A | PS   | PS   | PS  | PS  | 0   | 0    | 0   | PS  | PS  | PS   | PS  | PS   | 0   | 0     | 0   | 0% |
| Young                  | PS   | 0   | 0   | 0   | 0   | N/A  | N/A  | N/A | N/A | N/A | N/A  | N/A | N/A | N/A | N/A  | N/A | N/A  | N/A | 0     | 0   | 0% |
| <b>DEFENSIVE BACKS</b> |      |     |     |     |     |      |      |     |     |     |      |     |     |     |      |     |      |     |       |     |    |
| Davis III              | 69   | 68  | 62  | 60  | 37  | 64   | IA   | IA  | 55  | 52  | 79   | 59  | 63  | 66  | 76   | IA  | IA   | 69  | 879   | 95% |    |
| Edwards                | 69   | 68  | 62  | 79  | 65  | IA   | 50   | 76  | 57  | 52  | 67   | IA  | IA  | 32  | 74   | 63  | IA   | 62  | 876   | 94% |    |
| Winfield Jr.           | 69   | 68  | 62  | 80  | 66  | 64   | 28   | IA  | IA  | 52  | 52   | IA  | IA  | 18  | 71   | 66  | 68   | 69  | 833   | 89% |    |
| Dean                   | 69   | 68  | 62  | 79  | 66  | 64   | 50   | 76  | 57  | 52  | 70   | 59  | 41  | IA  | IA   | 66  | 6    | 0   | 885   | 84% |    |
| Ryan                   | 57   | 48  | 36  | 9   | IA  | IA   | IR   | IR  | IR  | IR  | IR   | 59  | 63  | 66  | 67   | 41  | IA   | 36  | 482   | 71% |    |
| Murphy-Bunting         | 0    | 0   | 0   | 22  | 20  | IA   | IA   | IA  | 54  | 44  | 25   | IA  | IA  | 66  | 76   | 66  | 57   | 67  | 497   | 57% |    |
| Neal                   | 0    | 0   | 1   | 46  | 33  | 64   | 41   | 76  | 57  | 0   | 63   | 58  | 63  | 32  | 9    | 5   | 31   | IA  | 579   | 52% |    |
| McCollum               | IA   | IA  | IA  | IA  | 13  | 0    | 50   | 76  | 2   | 0   | 10   | 41  | 24  | 0   | 0    | 0   | 61   | 0   | 277   | 30% |    |
| Delaney                | 0    | 0   | 0   | 0   | 0   | 53   | 11   | 39  | 1   | 0   | 11   | 1   | 19  | 33  | 0    | 0   | 47   | 0   | 215   | 18% |    |
| Chesley                | PS   | PS  | PS  | PS  | PS  | 0    | 0    | IR  | IR  | IR  | IA   | 0   | PS  | 0   | 0    | 0   | 17   | IR  | 17    | 4%  |    |
| Turner                 | PS   | PS  | PS  | PS  | PS  | 0    | 0    | 0   | 0   | IA  | IA   | N/A | 1   | PS  | PS   | PS  | PS   | PS  | 1     | 0%  |    |
| Gardner                | PS   | PS  | PS  | PS  | PS  | PS   | PS   | 0   | PS  | PS  | PS   | PS  | PS  | PS  | PS   | PS  | PS   | PS  | 0     | 0%  |    |
| R. Smith               | N/A  | N/A | N/A | N/A | N/A | N/A  | N/A  | N/A | PS  | 0   | PS   | PS  | N/A | N/A | N/A  | N/A | N/A  | N/A | 0     | 0%  |    |

N/A= Not With Team  
 PS= Practice Squad  
 PJP= Reserve/Physically Unable to Perform  
 R/S= Reserve/Suspended List  
 R/CE=Reserve/Commissioner's Exempt List  
 W/\_ =With Other Team

## **TAMPA BAY BUCCANEERS' 2023 PERSONNEL LOG**

**(By Date)**

**January 17** – Signed T **Dylan Cook**, DB **Don Gardner**, WR **Kaylon Geiger Sr.**, DL **Mike Greene**, T **Grant Hermanns**, RB **Patrick Laird**, DB **Duron Lowe**, DL **Willington Previlon**, OLB **Hamilcar Rashed Jr.**, T **Justin Skule**, OLB **Charles Snowden**, S **Nolan Turner** and TE **David Wells** to future contracts.

**January 18** – Signed OL **Michael Niese** and LB **J.J. Russell** to future contracts.

**January 19** – Parted ways with Offensive Coordinator **Byron Leftwich**, Specialists Coach **Chris Boniol**, Wide Receivers Coach **Kevin Garver**, Assistant Defensive Line Coach **Lori Locust** and Running Backs Coach **Todd McNair**. Announced the retirement of Quarterbacks Coach **Clyde Christensen**, Senior Offensive Assistant **Rick Christophel** and Outside Linebackers Coach **Bob Sanders**.

**January 23** – Signed TE **Dominique Dafney** to a future contract.

**January 25** – Signed K **Jake Verity** to a future contract.

**February 16** – Named **Dave Canales** as offensive coordinator.

**February 27** – Named **George Edwards** as outside linebackers coach, **Brad Idzik** as wide receivers coach, **Skip Peete** as running backs coach. Promoted **Thaddeus Lewis** to quarterbacks coach.

**March 7** – Released T **Donovan Smith**.

**March 15** – Re-signed CB **Jamel Dean**. Traded G **Shaq Mason** and a 2023 seventh-round draft pick to Houston for a 2023 sixth-round draft pick. Re-signed G **Aaron Stinnie**.

**March 16** – Re-signed OLB **Anthony Nelson**.

**March 17** – Signed QB **Baker Mayfield**. Released TE **Cameron Brate** and RB **Leonard Fournette**.

**March 20** – Re-signed OLB **Cam Gill** and DL **Patrick O'Connor**. Signed RB **Chase Edmonds**.

**March 23** – Re-signed LB **Lavonte David**. Signed DL **Greg Gaines**. Released K **Ryan Succop**.

**March 28** – Re-signed DL **Deadrin Senat**.

**March 30** – Signed K **Chase McLaughlin**.

**April 5** – Named **David Raih** as offensive analyst and **Jordan Somerville** as assistant quarterbacks coach.

**April 6** – Signed S **Ryan Neal**.

**April 17** – Signed OL **Matt Feiler**.

**April 26** – Exercised the fifth-year contract option on T **Tristan Wirfs**.

**May 9** – Signed QB **John Wolford**.

**May 12** – Signed LB **Jeremy Banks**, WR **Taye Barber**, LB **Brandon Bouyer-Randle**, RB **Ronnie Brown Jr.**, LS **Evan Deckers**, OL **Silas Dzansi**, OL **Luke Haggard**, CB **Keenan Isaac**, S **Christian Izien**, WR **Rakim Jarrett**, OLB **Nelson Mbanasor**, S **Kaevon Merriweather**, WR **Ryan Miller**, OL **Chris Murray**, OL **Raiqwon O’Neal**, CB **Derrek Pitts Jr.**, TE **Tanner Taula** and WR **Kade Warner**.

**May 13** – Signed RB **Sean Tucker**.

**May 15** – Signed WR **David Moore**, OLB **Markees Watts** and S **Kedrick Whitehead Jr.** Waived T **Dylan Cook** and OLB **Nelson Mbanasor**.

**May 16** – Signed DL **C.J. Brewer**.

**June 8** – Signed LB **SirVocea Dennis**, TE **Payne Durham**, DB **Josh Hayes**, WR **Trey Palmer** and OLB **Jose Ramirez**. Waived K **Jake Verity**.

**June 14** – Signed DL **Calijah Kancey** and OLB **Yaya Diaby**.

**June 15** – Signed K **Rodrigo Blankenship**.

**June 29** – Promoted **Mike Greenberg** and **John Spytek** to assistant general managers. Promoted **Jackie Davidson** to Vice President of Football Research. Promoted **Shane Scannell** to Director of Pro Scouting.

**July 24** – Signed G **Cody Mauch**. Waived LB **Jeremy Banks**.

**July 25** – Re-Signed DL **William Gholston**.

**August 8** – Signed S **Avery Young**. Waived T **Grant Hermanns**.

## **TAMPA BAY BUCCANEERS' 2022 PERSONNEL LOG**

(By Player and Coach)

**Banks, Jeremy**..... **LB**  
May 12 Signed contract

**Barber, Taysie** ..... **WR**  
May 12 Signed contract

**Blankenship, Rodrigo**..... **K**  
June 15 Signed contract

**Boniol, Chris**..... **Coach**  
Jan. 19 Relieved of duties

**Bouyer-Randle, Brandon**..... **LB**  
May 12 Signed contract

**Brate, Cameron** ..... **TE**  
March 17 Released

**Brewer, C.J.** ..... **DL**  
May 16 Signed contract

**Brown Jr., Ronnie** ..... **RB**  
May 12 Signed contract

**Canales, Dave**..... **Coach**  
Feb. 16 Named Offensive Coordinator

**Christensen, Clyde** ..... **Coach**  
Jan. 19 Retired

**Christophel, Rick** ..... **Coach**  
Jan. 19 Retired

**Cook, Dylan** ..... **T**  
Jan. 17 Signed to future contract  
May 15 Waived

**Dafney, Dominique** ..... **TE**  
Jan. 23 Signed to future contract

**David, Lavonte** ..... **LB**  
March 23 Re-signed

**Davidson, Jackie**..... **Personnel**  
June 29 Promoted to Vice President of Football Research

**Dean, Jamel**..... **CB**  
March 15 Re-signed

**Deckers, Evan** ..... **LS**  
May 12 Signed contract

**Dennis, SirVocea**..... **LB**  
June 8 Signed contract

**Diaby, Yaya**..... **OLB**  
June 14 Signed contract

**Durham, Payne**..... **TE**  
June 8 Signed contract

**Dzansi, Silas** ..... **OL**  
May 12 Signed contract

**Edmonds, Chase**..... **RB**  
March 20 Signed contract

**Edwards, George** ..... **Coach**  
Feb. 27 Named Outside Linebackers Coach

**Feiler, Matt**..... **OL**  
April 17 Signed contract

**Fournette, Leonard** ..... **RB**  
March 17 Released

**Gaines, Greg**..... **DL**  
March 23 Signed contract

**Gardner, Don** ..... **CB**  
Jan. 17 Signed to future contract

**Garver, Kevin**..... **Coach**  
Jan. 19 Relieved of duties

**Geiger Sr., Kaylor**..... **WR**  
Jan. 17 Signed to future contract

**Gholston, William**..... **DL**  
 July 25 Re-signed  
**Gill, Cam** ..... **OLB**  
 March 20 Re-signed  
**Greenberg, Mike**..... **Personnel**  
 June 29 Promoted to Assistant General Manager  
**Greene, Mike**..... **DL**  
 Jan. 17 Signed to future contract  
**Haggard, Luke** ..... **OL**  
 May 12 Signed contract  
**Hayes, Josh** ..... **DB**  
 June 8 Signed contract  
**Hermanns, Grant**..... **T**  
 Jan. 17 Signed to future contract  
 Aug. 7 Waived  
**Idzik, Brad**..... **Coach**  
 Feb. 27 Named Wide Receivers Coach  
**Isaac, Keenan** ..... **CB**  
 May 12 Signed contract  
**Izien, Christian** ..... **S**  
 May 12 Signed contract  
**Jarrett, Rakim** ..... **WR**  
 May 12 Signed contract  
**Kancey, Calijah** ..... **DL**  
 June 14 Signed contract  
**Laird, Patrick** ..... **RB**  
 Jan. 17 Signed to future contract  
**Leftwich, Byron** ..... **Coach**  
 Jan. 19 Relived of duties  
**Lewis, Thaddeus** ..... **Coach**  
 Feb. 27 Promoted to Quarterbacks Coach  
**Locust, Lori** ..... **Coach**  
 Jan. 19 Relived of duties  
**Lowe, Duron** ..... **CB**  
 Jan. 17 Signed to future contract  
**Mason, Shaq**..... **G**  
 March 15 Traded to Houston  
**Mauch, Cody**..... **G**  
 July 24 Signed contract  
**Mayfield, Baker**..... **QB**  
 March 17 Signed contract  
**Mbanasor, Nelson** ..... **OLB**  
 May 12 Signed contract  
 May 15 Waived  
**McLaughlin, Chase** ..... **K**  
 March 30 Signed contract  
**McNair, Todd** ..... **Coach**  
 Jan. 19 Relived of duties  
**Merriweather, Kaevon**..... **S**  
 May 12 Signed contract  
**Miller, Ryan**..... **WR**  
 May 12 Signed contract  
**Moore, David** ..... **WR**  
 May 15 Signed contract  
**Murray, Chris**..... **OL**  
 May 12 Signed contract  
**Neal, Ryan**..... **S**  
 April 6 Signed contract  
**Nelson, Anthony** ..... **OLB**  
 March 16 Re-signed  
**Niese, Michael** ..... **OL**  
 Jan. 18 Signed to future contract

**O'Connor, Pat**..... **DL**  
 March 20 Re-signed  
**O'Neal, Raiqwon**..... **OL**  
 May 12 Signed contract  
**Palmer, Trey** ..... **WR**  
 June 8 Signed contract  
**Peete, Skip**..... **Coach**  
 Feb. 27 Named Running Backs Coach  
**Pitts Jr., Derrek** ..... **CB**  
 May 12 Signed contract  
**Previlon, Willington** ..... **DL**  
 Jan. 17 Signed to future contract  
**Raih, David** ..... **Coach**  
 April 5 Named Senior Offensive Analyst  
**Ramirez, Jose**..... **OLB**  
 June 8 Signed contract  
**Rashed Jr., Hamilcar** ..... **OLB**  
 Jan. 17 Signed to future contract  
**Russell, J.J.** ..... **LB**  
 Jan. 18 Signed to future contract  
**Sanders, Bob**..... **Coach**  
 Jan. 19 Retired  
**Scannell, Shane** ..... **Personnel**  
 June 29 Promoted to Director of Pro Scouting  
**Senat, Deadrin**..... **DT**  
 March 28 Re-signed  
**Skule, Justin**..... **T**  
 Jan. 17 Signed to future contract  
**Smith, Donovan**..... **T**  
 March 7 Released  
**Snowden, Charles**..... **OLB**  
 Jan. 17 Signed to future contract  
**Somerville, Jordan**..... **Coach**  
 April 5 Named Assistant Quarterbacks Coach  
**Spytek, John**..... **Personnel**  
 June 29 Promoted to Assistant General Manager  
**Stinnie, Aaron**..... **G**  
 March 15 Re-signed  
**Succop, Ryan** ..... **K**  
 March 23 Released  
**Taula, Tanner**..... **TE**  
 May 12 Signed contract  
**Tucker, Sean**..... **RB**  
 May 13 Signed contract  
**Turner, Nolan**..... **S**  
 Jan. 17 Signed to future contract  
**Verity, Jake**..... **K**  
 Jan. 25 Signed to future contract  
 June 8 Waived  
**Warner, Kade**..... **WR**  
 May 12 Signed contract  
**Watts, Markees**..... **OLB**  
 May 15 Signed contract  
**Wells, David**..... **TE**  
 Jan. 17 Signed to future contract  
**Whitehead Jr., Kedrick** ..... **S**  
 May 15 Signed contract  
**Wirfs, Tristan** ..... **T**  
 April 26 Exercised fifth-year contract option  
**Wolford, John**..... **QB**  
 May 9 Signed contract



**Young, Avery**..... **S**  
Aug. 8                      Signed contract

## 2022 TAMPA BAY BUCCANEERS REGULAR SEASON STATISTICS

| 2022 RECORD -- |   |            |                  | WON: 8 | LOST: 9 |
|----------------|---|------------|------------------|--------|---------|
| Aug 14         | L | 24-26      | MIAMI            | 68,841 |         |
| Aug 21         | L | 3-13       | at Tennessee     | 65,319 |         |
| Aug 29         | L | 10-24      | at Indianapolis  | 65,529 |         |
| -----          |   |            |                  |        |         |
| Sept 11        | W | 19-3       | at Dallas        | 93,797 |         |
| Sept 18        | W | 20-10      | at New Orleans   | 70,040 |         |
| Sept 25        | L | 12-14      | GREEN BAY        | 69,197 |         |
| Oct 2          | L | 31-41      | KANSAS CITY      | 68,348 |         |
| Oct 9          | W | 21-15      | ATLANTA          | 68,299 |         |
| Oct 16         | L | 18-20      | at Pittsburgh    | 67,307 |         |
| Oct 23         | L | 3-21       | at Carolina      | 71,941 |         |
| Oct 27         | L | 22-27      | BALTIMORE        | 68,912 |         |
| Nov 6          | W | 16-13      | L.A. RAMS        | 69,019 |         |
| Nov 13         | W | 21-16      | SEATTLE          | 69,811 |         |
| -- bye week -- |   |            |                  |        |         |
| Nov 27         | L | 17-23 (OT) | at Cleveland     | 67,431 |         |
| Dec 5          | W | 17-16      | NEW ORLEANS      | 68,709 |         |
| Dec 11         | L | 7-35       | at San Francisco | 71,725 |         |
| Dec 18         | L | 23-34      | CINCINNATI       | 69,305 |         |
| Dec 25         | W | 19-16 (OT) | at Arizona       | 63,393 |         |
| Jan 1          | W | 30-24      | CAROLINA         | 69,298 |         |
| Jan 7-8        | L | 17-30      | at Atlanta       | 69,276 |         |

|                      | BUCCANEERS | OPPONENTS |
|----------------------|------------|-----------|
| TOTAL FIRST DOWNS    | 346        | 314       |
| Rushing              | 79         | 103       |
| Passing              | 240        | 186       |
| Penalty              | 27         | 25        |
| 3rd Down: Made/Att.  | 92/246     | 87/236    |
| 3rd Down Pct.        | 37.4%      | 36.9%     |
| 4th Down: Made/Att.  | 15/27      | 14/24     |
| 4th Down Pct.        | 55.6%      | 58.3%     |
| POSSESSION AVG.      | 29:12      | 30:48     |
| TOTAL NET YARDS      | 5894       | 5513      |
| Avg. Per Game        | 346.7      | 324.3     |
| Total Plays          | 1159       | 1073      |
| Avg. Per Play        | 5.1        | 5.1       |
| NET YARDS RUSHING    | 1308       | 2052      |
| Avg. Per Game        | 76.9       | 120.7     |
| Total Rushes         | 386        | 458       |
| NET YARDS PASSING    | 4586       | 3461      |
| Avg. Per Game        | 269.8      | 203.6     |
| Sacked/Yards Lost    | 22/160     | 45/331    |
| Gross Yards          | 4746       | 3792      |
| Att./Completions     | 751/499    | 570/364   |
| Completion Pct.      | 66.4%      | 63.9%     |
| Had Intercepted      | 10         | 10        |
| PUNTS/AVERAGE        | 79/48.8    | 88/48.8   |
| NET PUNTING AVERAGE  | 41.6       | 43.5      |
| PENALTIES/YARDS      | 99/793     | 97/863    |
| FUMBLES/FUMBLES LOST | 17/12      | 25/10     |
| TOUCHDOWNS           | 32         | 41        |
| Rushing              | 5          | 12        |
| Passing              | 26         | 29        |
| Returns              | 1          | 0         |

| SCORE BY QUARTERS | 1  | 2  | 3  | 4   | OT | TOTAL |
|-------------------|----|----|----|-----|----|-------|
| BUCCANEERS        | 51 | 96 | 45 | 118 | 3  | 313   |
| OPPONENTS         | 74 | 82 | 80 | 116 | 6  | 358   |

| SCORING    | TD | R  | P  | Rt | PAT   | 2P  | FG    | S | PTS |
|------------|----|----|----|----|-------|-----|-------|---|-----|
| Succop     | 0  | 0  | 0  | 0  | 24/25 | 0   | 31/38 | 0 | 117 |
| Evans      | 6  | 0  | 6  | 0  | 0/0   | 0   | 0/0   | 0 | 36  |
| Fournette  | 6  | 3  | 3  | 0  | 0/0   | 0   | 0/0   | 0 | 36  |
| Gage       | 5  | 0  | 5  | 0  | 0/0   | 1   | 0/0   | 0 | 32  |
| Godwin     | 3  | 0  | 3  | 0  | 0/0   | 1   | 0/0   | 0 | 20  |
| White, R.  | 3  | 1  | 2  | 0  | 0/0   | 0   | 0/0   | 0 | 18  |
| Jones      | 2  | 0  | 2  | 0  | 0/0   | 0   | 0/0   | 0 | 12  |
| Otton      | 2  | 0  | 2  | 0  | 0/0   | 0   | 0/0   | 0 | 12  |
| Brady      | 1  | 1  | 0  | 0  | 0/0   | 0   | 0/0   | 0 | 6   |
| Edwards    | 1  | 0  | 0  | 1  | 0/0   | 0   | 0/0   | 0 | 6   |
| Kieft      | 1  | 0  | 1  | 0  | 0/0   | 0   | 0/0   | 0 | 6   |
| Perriman   | 1  | 0  | 1  | 0  | 0/0   | 0   | 0/0   | 0 | 6   |
| Rudolph    | 1  | 0  | 1  | 0  | 0/0   | 0   | 0/0   | 0 | 6   |
| BUCCANEERS | 32 | 5  | 26 | 1  | 24/25 | 2-7 | 31/38 | 0 | 313 |
| OPPONENTS  | 41 | 12 | 29 | 0  | 36/36 | 2/4 | 24/27 | 0 | 358 |

**SACKS:** Vea 6.5, Nelson 5.5, D. White 5.5, Tryon-Shoyinka 4.0, Winfield 4.0, Nassib 3.5, Barrett 3.0, David 3.0, Hall 2.5, Nunez-Roches 2.0, Avery 1.0, Edwards 1.0, Hicks 1.0, Senat 1.0, Neal 0.5.  
**Buccaneers 44.0, Opponents 22.0.**

**FUM/LOST:** Brady 5/4, White 3/3, Godwin 2/2, Perriman 2/1, Bernard 1/0, Delaney 1/1, Gage 1/1, Thompkins 1/0.

| RUSHING    | No  | Yds  | Avg  | Lg | TD |
|------------|-----|------|------|----|----|
| Fournette  | 189 | 668  | 3.5  | 23 | 3  |
| White, R.  | 129 | 481  | 3.7  | 35 | 1  |
| Vaughn     | 17  | 53   | 3.1  | 12 | 0  |
| Jones      | 5   | 45   | 9.0  | 15 | 0  |
| Bernard    | 8   | 28   | 3.5  | 8  | 0  |
| Thompkins  | 2   | 26   | 13.0 | 17 | 0  |
| Miller     | 1   | 8    | 8.0  | 8  | 0  |
| Godwin     | 3   | 5    | 1.7  | 2  | 0  |
| Darden     | 1   | 2    | 2.0  | 2  | 0  |
| Brady      | 29  | -1   | 0.0  | 2  | 1  |
| Perriman   | 2   | -7   | -3.5 | 0  | 0  |
| BUCCANEERS | 386 | 1308 | 3.4  | 35 | 5  |
| OPPONENTS  | 458 | 2052 | 4.5  | 60 | 12 |

| RECEIVING  | No  | Yds  | Avg  | Lg  | TD |
|------------|-----|------|------|-----|----|
| Godwin     | 104 | 1023 | 9.8  | 44  | 3  |
| Evans      | 77  | 1124 | 14.6 | 63t | 6  |
| Fournette  | 73  | 523  | 7.2  | 44  | 3  |
| Gage       | 51  | 426  | 8.4  | 23  | 5  |
| White, R.  | 50  | 290  | 5.8  | 20  | 2  |
| Otton      | 42  | 391  | 9.3  | 35  | 2  |
| Jones      | 24  | 299  | 12.5 | 48  | 2  |
| Miller     | 23  | 185  | 8.0  | 23  | 0  |
| Brate      | 20  | 174  | 8.7  | 21  | 0  |
| Perriman   | 9   | 110  | 12.2 | 28t | 1  |
| Kieft      | 7   | 80   | 11.4 | 19  | 1  |
| Thompkins  | 5   | 32   | 6.4  | 13  | 0  |
| Beasley    | 4   | 17   | 4.3  | 5   | 0  |
| Rudolph    | 3   | 28   | 9.3  | 12  | 1  |
| Vaughn     | 3   | 19   | 6.3  | 11  | 0  |
| Darden     | 2   | 26   | 13.0 | 25  | 0  |
| Bernard    | 2   | -1   | -0.5 | 6   | 0  |
| BUCCANEERS | 499 | 4746 | 9.5  | 63t | 26 |
| OPPONENTS  | 364 | 3792 | 10.4 | 69t | 29 |

| INTERCEPTIONS  | No | Yds | Avg  | Lg  | TD |
|----------------|----|-----|------|-----|----|
| Edwards        | 2  | 68  | 34.0 | 68t | 1  |
| Murphy-Bunting | 2  | 33  | 16.5 | 33  | 0  |
| Dean           | 2  | 24  | 12.0 | 24  | 0  |
| Winfield       | 1  | 15  | 15.0 | 15  | 0  |
| Davis          | 1  | 0   | 0.0  | 0   | 0  |
| Neal           | 1  | 0   | 0.0  | 0   | 0  |
| Ryan           | 1  | 0   | 0.0  | 0   | 0  |
| BUCCANEERS     | 10 | 140 | 14.0 | 68t | 1  |
| OPPONENTS      | 10 | 80  | 8.0  | 39  | 0  |

| PUNTING   | No | Yds  | Avg  | Net  | TB | In20 | Lg | Bk |
|-----------|----|------|------|------|----|------|----|----|
| Camarda   | 79 | 3859 | 48.8 | 41.6 | 10 | 22   | 74 | 0  |
| BUCCS     | 79 | 3859 | 48.8 | 41.6 | 10 | 22   | 74 | 0  |
| OPPONENTS | 88 | 4297 | 48.8 | 43.5 | 4  | 39   | 68 | 0  |

| PUNT RETURNS | Ret | FC | Yds | Avg  | Lg | TD |
|--------------|-----|----|-----|------|----|----|
| Darden       | 31  | 18 | 330 | 10.6 | 24 | 0  |
| Thompkins    | 6   | 10 | 61  | 10.2 | 14 | 0  |
| Delaney      | 1   | 0  | 0   | 0.0  | 0  | 0  |
| BUCCANEERS   | 38  | 28 | 391 | 10.3 | 24 | 0  |
| OPPONENTS    | 32  | 21 | 374 | 11.7 | 42 | 0  |

| KICKOFF RETURNS | Ret | Yds | Avg  | Lg | TD |
|-----------------|-----|-----|------|----|----|
| Thompkins       | 12  | 263 | 21.9 | 54 | 0  |
| White, R.       | 11  | 244 | 22.2 | 30 | 0  |
| Darden          | 3   | 67  | 22.3 | 25 | 0  |
| Bernard         | 1   | 14  | 14.0 | 14 | 0  |
| Kieft           | 1   | 7   | 7.0  | 7  | 0  |
| BUCCANEERS      | 28  | 595 | 21.3 | 54 | 0  |
| OPPONENTS       | 34  | 878 | 25.8 | 89 | 0  |

| FIELD GOALS | 1-19 | 20-29 | 30-39 | 40-49 | 50+ | Lg |
|-------------|------|-------|-------|-------|-----|----|
| Succop      | 0/0  | 10/11 | 7/8   | 12/12 | 2/7 | 54 |
| BUCCANEERS  | 0/0  | 10/11 | 7/8   | 12/12 | 2/7 | 54 |
| OPPONENTS   | 0/0  | 7/7   | 6/7   | 4/4   | 7/9 | 56 |

Succop: (44G, 38G, 36WL, 29G, 47G) (47G, 47G) (45G, 45G) (45G) (21G, 44G) (30G, 27G, 54G, 24C (27G) (31G, 30G, 26G) (20G, 52B, 38G, 50G) (52WR) (42G) (21G) (55S) (21G, 40WL) (38G, 35G, 42G, 40G) (53S, 22G, 26B) (41G)  
 OPPONENTS: (51G) (31G) ( ) (44G, 32G) (52WR) (55G, 25G) ( ) (22G, 61B, 30G) (26G, 35G) (55G) (51G, 39WL) (38G, 21G, 29G) ( ) (41G, 31G) (56G, 53G, 39G) (49G) (49G, 24G, 51G)

| PASSING    | Att | Comp | Yds  | Cmp% | Yds/Att | TD | TD%  | INT | INT%  | Lg  | Sack/Lost | Rating |
|------------|-----|------|------|------|---------|----|------|-----|-------|-----|-----------|--------|
| Brady      | 733 | 490  | 4694 | 66.8 | 6.40    | 25 | 3.4  | 9   | 1.2   | 63t | 22/160    | 90.7   |
| Gabbert    | 8   | 6    | 29   | 75.0 | 3.63    | 1  | 12.5 | 0   | 0.0   | 13  | 0/0       | 119.3  |
| Trask      | 9   | 3    | 23   | 33.3 | 2.56    | 0  | 0.0  | 0   | 0.0   | 9   | 0/0       | 42.4   |
| Fournette  | 1   | 0    | 0    | 0.0  | 0.00    | 0  | 0.0  | 1   | 100.0 | 0   | 0/0       | 0.0    |
| BUCCANEERS | 751 | 499  | 4746 | 66.4 | 6.32    | 26 | 3.5  | 10  | 1.3   | 63t | 22/160    | 89.8   |

## 2022 TAMPA BAY BUCCANEER POSTSEASON STATISTICS

**2021 RECORD --**                      **WON: 0    LOST: 1**

Jan 16            L    14-31                      Dallas                      69,145

|                      | <b>BUCCANEERS</b> | <b>OPPONENTS</b> |
|----------------------|-------------------|------------------|
| TOTAL FIRST DOWNS    | 24                | 26               |
| Rushing              | 4                 | 8                |
| Passing              | 20                | 16               |
| Penalty              | 0                 | 2                |
| 3rd Down: Made/Att.  | 10/18 55.6%       | 7/13 53.8%       |
| 4th Down: Made/Att.  | 1/3 33.3%         | 2/2 100.0%       |
| POSSESSION AVG.      | 25:26             | 34:34            |
| TOTAL NET YARDS      | 386               | 425              |
| Avg. Per Game        | 386.0             | 425.0            |
| Total Plays          | 80                | 69               |
| Avg. Per Play        | 4.8               | 6.2              |
| NET YARDS RUSHING    | 52                | 128              |
| Avg. Per Game        | 52.0              | 128.0            |
| Total Rushes         | 12                | 35               |
| NET YARDS PASSING    | 334               | 297              |
| Avg. Per Game        | 334.0             | 297.0            |
| Sacked/Yards Lost    | 2/17              | 1/8              |
| Gross Yards          | 351               | 305              |
| Att./Completions     | 66/35             | 33/25            |
| Completion Pct.      | 53.0              | 75.8             |
| Had Intercepted      | 1                 | 0                |
| PUNTS/AVERAGE        | 5/49.0            | 4/47.3           |
| NET PUNTING AVERAGE  | 43.6              | 38.8             |
| PENALTIES/YARDS      | 3/34              | 2/15             |
| FUMBLES/FUMBLES LOST | 2/0               | 0/0              |
| TOUCHDOWNS           | 2                 | 5                |
| Rushing              | 0                 | 1                |
| Passing              | 2                 | 4                |
| Returns              | 0                 | 0                |

| <b>SCORE BY QUARTERS</b> | <b>1</b> | <b>2</b> | <b>3</b> | <b>4</b> | <b>OT</b> | <b>TOTAL</b> |
|--------------------------|----------|----------|----------|----------|-----------|--------------|
| <b>BUCCANEERS</b>        | 0        | 0        | 6        | 8        | 0         | 14           |
| OPPONENTS                | 6        | 12       | 6        | 7        | 0         | 31           |

| <b>SCORING</b>    | <b>TD</b> | <b>R</b> | <b>P</b> | <b>Rt</b> | <b>PAT</b> | <b>2P</b> | <b>FG</b> | <b>S</b> | <b>PTS</b> |
|-------------------|-----------|----------|----------|-----------|------------|-----------|-----------|----------|------------|
| Brate             | 1         | 0        | 1        | 0         | 0-0        | 0         | 0-0       | 0        | 6          |
| Jones             | 1         | 0        | 1        | 0         | 0-0        | 0         | 0-0       | 0        | 6          |
| Evans             | 0         | 0        | 0        | 0         | 0-0        | 1         | 0-0       | 0        | 2          |
| <b>BUCCANEERS</b> | 2         | 0        | 2        | 0         | 0-0        | 1-2       | 0-0       | 0        | 14         |
| OPPONENTS         | 5         | 1        | 4        | 0         | 1-5        | 0-0       | 0-0       | 0        | 31         |

**SACKS:** Vea 1.0.    **Buccaneers 1.0, Opponents 2.0.**

**FUM/LOST:** Brady 1/0, Thompkins 1/0.

| <b>PASSING</b>    | <b>Att</b> | <b>Comp</b> | <b>Yds</b> | <b>Cmp%</b> | <b>Yds/Att</b> | <b>TD</b> | <b>TD%</b> | <b>INT</b> | <b>INT%</b> | <b>Lg</b> | <b>Sack/Lost</b> | <b>Rating</b> |
|-------------------|------------|-------------|------------|-------------|----------------|-----------|------------|------------|-------------|-----------|------------------|---------------|
| Brady             | 66         | 35          | 351        | 53.0        | 5.32           | 2         | 3.0        | 1          | 1.5         | 30t       | 2/17             | 72.2          |
| <b>BUCCANEERS</b> | 66         | 35          | 351        | 53.0        | 5.32           | 2         | 3.0        | 1          | 1.5         | 30t       | 2/17             | 72.2          |
| OPPONENTS         | 33         | 25          | 305        | 75.8        | 9.24           | 4         | 12.1       | 0          | 0.0         | 34        | 1/8              | 143.3         |

| <b>RUSHING</b>    | <b>No</b> | <b>Yds</b> | <b>Avg</b> | <b>Lg</b> | <b>TD</b> |
|-------------------|-----------|------------|------------|-----------|-----------|
| White             | 7         | 41         | 5.9        | 12        | 0         |
| Fournette         | 5         | 11         | 2.2        | 6         | 0         |
| <b>BUCCANEERS</b> | 12        | 52         | 4.3        | 12        | 0         |
| OPPONENTS         | 35        | 128        | 3.7        | 18        | 1         |

| <b>RECEIVING</b>  | <b>No</b> | <b>Yds</b> | <b>Avg</b> | <b>Lg</b> | <b>TD</b> |
|-------------------|-----------|------------|------------|-----------|-----------|
| Godwin            | 10        | 85         | 8.5        | 16        | 0         |
| Jones             | 7         | 74         | 10.6       | 30t       | 0         |
| Evans             | 6         | 74         | 12.3       | 20        | 0         |
| Otton             | 4         | 58         | 14.5       | 17        | 0         |
| White             | 4         | 36         | 9.0        | 11        | 0         |
| Gage              | 2         | 10         | 5.0        | 7         | 0         |
| Brate             | 1         | 8          | 8.0        | 8t        | 0         |
| Fournette         | 1         | 6          | 6.0        | 6         | 0         |
| <b>BUCCANEERS</b> | 35        | 351        | 10.0       | 30t       | 2         |
| OPPONENTS         | 25        | 305        | 12.2       | 34        | 4         |

| <b>INTERCEPTIONS</b> | <b>No</b> | <b>Yds</b> | <b>Avg</b> | <b>Lg</b> | <b>TD</b> |
|----------------------|-----------|------------|------------|-----------|-----------|
| <b>BUCCANEERS</b>    | 0         | 0          | 0.0        | 0         | 0         |
| OPPONENTS            | 1         | 0          | 0.0        | 0         | 0         |

| <b>PUNTING</b> | <b>No</b> | <b>Yds</b> | <b>Avg</b> | <b>Net</b> | <b>TB</b> | <b>In20</b> | <b>Lg</b> | <b>Bk</b> |
|----------------|-----------|------------|------------|------------|-----------|-------------|-----------|-----------|
| Camarda        | 5         | 245        | 49.0       | 43.6       | 1         | 2           | 54        | 0         |
| <b>BUCS</b>    | 5         | 245        | 49.0       | 43.6       | 1         | 2           | 54        | 0         |
| OPPONENTS      | 4         | 189        | 47.3       | 38.8       | 0         | 1           | 52        | 0         |

| <b>PUNT RETURNS</b> | <b>Ret</b> | <b>FC</b> | <b>Yds</b> | <b>Avg</b> | <b>Lg</b> | <b>TD</b> |
|---------------------|------------|-----------|------------|------------|-----------|-----------|
| Thompkins           | 3          | 0         | 34         | 11.3       | 14        | 0         |
| <b>BUCCANEERS</b>   | 3          | 0         | 34         | 11.3       | 14        | 0         |
| OPPONENTS           | 2          | 1         | 7          | 3.5        | 7         | 0         |

| <b>KICKOFF RETURNS</b> | <b>Ret</b> | <b>Yds</b> | <b>Avg</b> | <b>Lg</b> | <b>TD</b> |
|------------------------|------------|------------|------------|-----------|-----------|
| Thompkins              | 3          | 58         | 19.3       | 24        | 0         |
| <b>BUCCANEERS</b>      | 3          | 58         | 19.3       | 24        | 0         |
| OPPONENTS              | 1          | 35         | 35.0       | 35        | 0         |

| <b>FIELD GOALS</b> | <b>1-19</b> | <b>20-29</b> | <b>30-39</b> | <b>40-49</b> | <b>50+</b> | <b>Lg</b> |
|--------------------|-------------|--------------|--------------|--------------|------------|-----------|
| Succop             | 0-0         | 0-0          | 0-0          | 0-0          | 0-0        | 0         |
| <b>BUCCANEERS</b>  | 0-0         | 0-0          | 0-0          | 0-0          | 0-0        | 0         |
| OPPONENTS          | 0-0         | 0-0          | 0-0          | 0-0          | 0-0        | 0         |

Succop: ( )

OPPONENTS: ( )

## 2022 BUCCANEERS REGULAR SEASON DEFENSIVE STATISTICS

| Player               | Tackles    |            |             |           | Sacks       |              |            | Interceptions |            |          |           | Fumbles   |           |           |          |
|----------------------|------------|------------|-------------|-----------|-------------|--------------|------------|---------------|------------|----------|-----------|-----------|-----------|-----------|----------|
|                      | Solo       | Ast.       | Total       | TFL       | Sack        | Yds          | QBH        | INT           | Yds        | TD       | PD        | FF        | FR        | Yds       | TD       |
| Devin White          | 75         | 49         | 124         | 8         | 5.5         | 39.5         | 16         | -             | -          | -        | 5         | 2         | 3         | 26        | 0        |
| Lavonte David        | 80         | 43         | 123         | 10        | 3.0         | 26.0         | 3          | -             | -          | -        | 5         | 1         | 1         | 0         | 0        |
| Mike Edwards         | 52         | 30         | 82          | 3         | 1.0         | 5.0          | 2          | 2             | 68         | 1        | 3         | -         | -         | -         | -        |
| Antoine Winfield Jr. | 64         | 16         | 80          | 7         | 4.0         | 29.0         | 6          | 1             | 15         | 0        | 3         | 1         | -         | -         | -        |
| Carlton Davis        | 52         | 11         | 63          | 3         | -           | -            | 1          | 1             | 0          | 0        | 12        | 1         | 1         | 0         | 0        |
| Keanu Neal           | 40         | 21         | 61          | 2         | 0.5         | 4.0          | 5          | 1             | 0          | 0        | 4         | -         | -         | -         | -        |
| Jamel Dean           | 41         | 11         | 52          | 1         | -           | -            | -          | 2             | 24         | 0        | 8         | -         | -         | -         | -        |
| Will Gholston        | 24         | 26         | 50          | 4         | -           | -            | 5          | -             | -          | -        | -         | -         | 1         | 0         | 0        |
| Anthony Nelson       | 25         | 19         | 44          | 4         | 5.5         | 46.0         | 6          | -             | -          | -        | -         | 3         | 1         | 0         | 0        |
| Joe Tryon-Shoyinka   | 23         | 18         | 41          | 6         | 4.0         | 30.5         | 14         | -             | -          | -        | 2         | -         | -         | -         | -        |
| Logan Ryan           | 25         | 13         | 38          | 1         | -           | -            | -          | 1             | 0          | 0        | 3         | 1         | 1         | 0         | 0        |
| Rakeem Nunez-Roches  | 19         | 13         | 32          | 5         | 2.0         | 18.0         | 3          | -             | -          | -        | -         | -         | -         | -         | -        |
| Shaquil Barrett      | 20         | 10         | 30          | 6         | 3.0         | 15.0         | 6          | -             | -          | -        | -         | 1         | -         | -         | -        |
| Vita Vea             | 16         | 13         | 29          | 7         | 6.5         | 45.5         | 13         | -             | -          | -        | -         | 1         | 1         | 0         | 0        |
| Sean Murphy-Bunting  | 17         | 9          | 26          | 1         | -           | -            | -          | 2             | 33         | 0        | 7         | 1         | -         | -         | -        |
| Dee Delaney          | 21         | 4          | 25          | 2         | -           | -            | -          | -             | -          | -        | -         | -         | -         | -         | -        |
| Carl Nassib          | 16         | 7          | 23          | 6         | 3.5         | 30.5         | 6          | -             | -          | -        | 3         | -         | 1         | 0         | 0        |
| Akiem Hicks          | 13         | 9          | 22          | 2         | 1.0         | 8.0          | 4          | -             | -          | -        | 3         | -         | -         | -         | -        |
| Zyon McCollum        | 13         | 5          | 18          | -         | -           | -            | -          | -             | -          | -        | 1         | -         | -         | -         | -        |
| Deadrin Senat        | 10         | 6          | 16          | 2         | 1.0         | 6.0          | 2          | -             | -          | -        | -         | -         | -         | -         | -        |
| Logan Hall           | 6          | 5          | 11          | 5         | 2.5         | 20.0         | 6          | -             | -          | -        | -         | -         | -         | -         | -        |
| K.J. Britt           | 2          | 5          | 7           | -         | -           | -            | -          | -             | -          | -        | -         | -         | -         | -         | -        |
| Ifeadi Odenigbo      | 2          | 4          | 6           | 1         | -           | -            | -          | -             | -          | -        | -         | -         | -         | -         | -        |
| Patrick O'Connor     | 2          | 3          | 5           | 1         | -           | -            | 1          | -             | -          | -        | -         | -         | -         | -         | -        |
| Genard Avery         | 4          | 0          | 4           | 1         | 1.0         | 2.0          | 5          | -             | -          | -        | -         | -         | -         | -         | -        |
| J.J. Russell         | 1          | 3          | 4           | -         | -           | -            | -          | -             | -          | -        | -         | -         | -         | -         | -        |
| Anthony Chesley      | 1          | 1          | 2           | -         | -           | -            | -          | -             | -          | -        | -         | -         | -         | -         | -        |
| Nolan Turner         | 1          | 0          | 1           | 1         | -           | -            | -          | -             | -          | -        | -         | -         | -         | -         | -        |
| <b>Totals</b>        | <b>665</b> | <b>354</b> | <b>1019</b> | <b>89</b> | <b>44.0</b> | <b>325.0</b> | <b>104</b> | <b>10</b>     | <b>140</b> | <b>1</b> | <b>59</b> | <b>12</b> | <b>10</b> | <b>26</b> | <b>0</b> |

## 2022 REGULAR SEASON SPECIAL TEAMS STATISTICS

| Player              | Tackles   |           |           | Fumbles  |          |          |
|---------------------|-----------|-----------|-----------|----------|----------|----------|
|                     | Solo      | Ast.      | Total     | FF       | FR       | TD       |
| Ko Kieft            | 7         | 4         | 11        | -        | -        | -        |
| Zyon McCollum       | 7         | 1         | 8         | -        | -        | -        |
| Cade Otton          | 5         | 2         | 7         | -        | -        | -        |
| Jake Camarda        | 5         | 1         | 6         | -        | -        | -        |
| K.J. Britt          | 3         | 3         | 6         | -        | -        | -        |
| Olakunle Fatukasi   | 3         | 2         | 5         | -        | -        | -        |
| Rachaad White       | 3         | 2         | 5         | -        | -        | -        |
| Dee Delaney         | 4         | 0         | 4         | -        | -        | -        |
| Ulysees Gilbert     | 3         | 1         | 4         | -        | -        | -        |
| Sean Murphy-Bunting | 2         | 2         | 4         | -        | -        | -        |
| Jamel Dean          | 3         | 0         | 3         | -        | -        | -        |
| Giovani Bernard     | 2         | 0         | 2         | -        | -        | -        |
| Keanu Neal          | 2         | 0         | 2         | -        | -        | -        |
| J.J. Russell        | 2         | 0         | 2         | -        | -        | -        |
| Carlton Davis       | 1         | 1         | 2         | -        | -        | -        |
| Anthony Nelson      | 1         | 1         | 2         | -        | -        | -        |
| Genard Avery        | 1         | 0         | 1         | -        | -        | -        |
| Scotty Miller       | 1         | 0         | 1         | -        | -        | -        |
| Patrick O'Connor    | 1         | 0         | 1         | -        | -        | -        |
| Anthony Chesley     | 0         | 1         | 1         | -        | -        | -        |
| Zach Triner         | 0         | 1         | 1         | -        | -        | -        |
| Ke'Shawn Vaughn     | 0         | 1         | 1         | -        | -        | -        |
| Kenny Young         | 0         | 1         | 1         | -        | -        | -        |
| <b>Totals</b>       | <b>56</b> | <b>24</b> | <b>80</b> | <b>0</b> | <b>0</b> | <b>0</b> |

| Blocked Kicks    |          |          |          |
|------------------|----------|----------|----------|
|                  | FG       | PAT      | Punt     |
| Patrick O'Connor | 1        | 0        | 0        |
| <b>Totals</b>    | <b>1</b> | <b>0</b> | <b>0</b> |

| Own Fumbles      |           |           |          |          |
|------------------|-----------|-----------|----------|----------|
|                  | Total     | Lost      | OR       | OOB      |
| Giovani Bernard  | 1         | 0         | 1        | 0        |
| Tom Brady        | 5         | 4         | 1        | 0        |
| Dee Delaney      | 1         | 1         | 0        | 0        |
| Russell Gage     | 1         | 1         | 0        | 0        |
| Chris Godwin     | 2         | 2         | 0        | 0        |
| Breshad Perriman | 2         | 1         | 1        | 0        |
| Deven Thompkins  | 1         | 0         | 0        | 1        |
| Rachaad White    | 3         | 3         | 0        | 0        |
| <b>Totals</b>    | <b>16</b> | <b>12</b> | <b>3</b> | <b>1</b> |

| Miscellaneous Tackles/FRs |           |          |          |          |
|---------------------------|-----------|----------|----------|----------|
|                           | SOLO      | AST      | FF       | FR       |
| Giovani Bernard           | 0         | 0        | 0        | 1        |
| Tom Brady                 | 1         | 0        | 0        | 1        |
| Cameron Brate             | 1         | 0        | 0        | 1        |
| Mike Evans                | 3         | 0        | 0        | 0        |
| Leonard Fournette         | 1         | 0        | 0        | 0        |
| Russell Gage              | 1         | 0        | 0        | 0        |
| Chris Godwin              | 2         | 0        | 0        | 1        |
| Luke Goedeke              | 1         | 0        | 0        | 0        |
| Julio Jones               | 1         | 0        | 0        | 0        |
| Nick Leverett             | 1         | 0        | 0        | 0        |
| Cade Otton                | 1         | 0        | 0        | 0        |
| <b>Totals</b>             | <b>13</b> | <b>0</b> | <b>0</b> | <b>4</b> |

### Return Touchdowns

68-yard interception return at New Orleans (9/18)

### Safeties

## 2022 BUCCANEERS POSTSEASON DEFENSIVE STATISTICS

| Player               | Tackles   |           |           |          | TFL        | Sacks      |          |          | Interceptions |          |          |          | Fumbles  |          |          |          |
|----------------------|-----------|-----------|-----------|----------|------------|------------|----------|----------|---------------|----------|----------|----------|----------|----------|----------|----------|
|                      | Solo      | Ast.      | Total     |          |            | Sack       | Yds      | QBH      | INT           | Yds      | TD       | PD       | FF       | FR       | Yds      | TD       |
| Lavonte David        | 9         | 5         | 14        | -        | -          | -          | 1        | -        | -             | -        | -        | -        | -        | -        | -        | -        |
| Mike Edwards         | 6         | 4         | 10        | -        | -          | -          | -        | -        | -             | -        | 1        | -        | -        | -        | -        | -        |
| Antoine Winfield Jr. | 4         | 3         | 7         | -        | -          | -          | -        | -        | -             | -        | -        | -        | -        | -        | -        | -        |
| Sean Murphy-Bunting  | 4         | 2         | 6         | -        | -          | -          | -        | -        | -             | -        | -        | -        | -        | -        | -        | -        |
| Devin White          | 3         | 2         | 5         | 1        | -          | -          | -        | -        | -             | -        | -        | -        | -        | -        | -        | -        |
| Carlton Davis        | 3         | 0         | 3         | -        | -          | -          | -        | -        | -             | -        | -        | -        | -        | -        | -        | -        |
| Akiem Hicks          | 3         | 0         | 3         | 1        | -          | -          | -        | -        | -             | -        | 1        | -        | -        | -        | -        | -        |
| Anthony Nelson       | 3         | 0         | 3         | -        | -          | -          | -        | -        | -             | -        | -        | -        | -        | -        | -        | -        |
| William Gholston     | 2         | 0         | 2         | -        | -          | -          | -        | -        | -             | -        | -        | -        | -        | -        | -        | -        |
| Carl Nassib          | 2         | 0         | 2         | 1        | -          | -          | -        | -        | -             | -        | -        | -        | -        | -        | -        | -        |
| Logan Ryan           | 2         | 0         | 2         | -        | -          | -          | -        | -        | -             | -        | -        | -        | -        | -        | -        | -        |
| Vita Vea             | 2         | 0         | 2         | 1        | 1.0        | 8.0        | 1        | -        | -             | -        | -        | -        | -        | -        | -        | -        |
| Joe Tryon-Shoyinka   | 1         | 1         | 2         | -        | -          | -          | 1        | -        | -             | -        | -        | -        | -        | -        | -        | -        |
| Rakeem Nunez-Roches  | 0         | 2         | 2         | -        | -          | -          | 2        | -        | -             | -        | -        | -        | -        | -        | -        | -        |
| K.J. Britt           | 0         | 1         | 1         | -        | -          | -          | -        | -        | -             | -        | -        | -        | -        | -        | -        | -        |
| Logan Hall           | 0         | 1         | 1         | -        | -          | -          | -        | -        | -             | -        | -        | -        | -        | -        | -        | -        |
| <b>Totals</b>        | <b>44</b> | <b>21</b> | <b>65</b> | <b>4</b> | <b>1.0</b> | <b>8.0</b> | <b>5</b> | <b>0</b> | <b>0</b>      | <b>0</b> | <b>2</b> | <b>0</b> | <b>0</b> | <b>0</b> | <b>0</b> | <b>0</b> |

## 2022 POSTSEASON SPECIAL TEAMS STATISTICS

| Player          | Tackles  |          |          | Fumbles  |          |          |
|-----------------|----------|----------|----------|----------|----------|----------|
|                 | Solo     | Ast.     | Total    | FF       | FR       | TD       |
| Giovani Bernard | 1        | 0        | 1        | -        | -        | -        |
| Jake Camarda    | 1        | 0        | 1        | -        | -        | -        |
| Zyon McCollum   | 1        | 0        | 1        | -        | -        | -        |
| <b>Totals</b>   | <b>3</b> | <b>0</b> | <b>3</b> | <b>0</b> | <b>0</b> | <b>0</b> |

| Blocked Kicks |    |     |      |
|---------------|----|-----|------|
|               | FG | PAT | Punt |
| Totals        | 0  | 0   | 0    |

| Own Fumbles    |       |      |    |     |
|----------------|-------|------|----|-----|
|                | Total | Lost | OR | OOB |
| Tom Brady      | 1     | 0    | 1  | 0   |
| Deven Thompson | 1     | 0    | 0  | 1   |
| Totals         | 2     | 0    | 1  | 1   |

### Return Touchdowns

### Safeties

| Miscellaneous Tackles/FRs |         |    |    |
|---------------------------|---------|----|----|
|                           | Tackles | FF | FR |
| Tom Brady                 | 1       | 0  | 0  |
| Totals                    | 1       | 0  | 0  |

