



GAME RELEASE

DIVISIONAL

BUCS VS LIONS

JAN 21, 2024

3PM

TAMPA BAY BUCCANEERS

WEEKLY GAME RELEASE

Buccaneers Media Website
LINKS: [WeeklyInformationMaterials](#)
[Credential Request Form](#)

10-8



NFC DIVISIONAL ROUND - TAMPA BAY VS. DETROIT

13-5



GAMEDAY INFORMATION



Sunday, January 21, 2024
Kickoff: 3:00 p.m. ET
Location: Ford Field (Detroit, MI)



NBC Crew: Mike Tirico (Pxp), Cris Collinsworth (Analyst), Kaylee Hartung & Melissa Stark (Reporters), Terry McAulay (Rules Analyst)



Buccaneers Radio: 98ROCK, Flagship Station
Broadcast Crew: Gene Deckerhoff (Pxp), Dave Moore (Color), T.J. Rives (Reporter)
Spanish Radio: 96.1 Caliente, Carlos Bohorquez (Pxp), Martín Gramática (Analyst)

STEERING THE SHIP

SUSTAINED SUCCESS

2023-24 PLAYOFFS

SUPER WILD CARD

W 32-9



DIVISIONAL ROUND



TODD BOWLES - THE FIRST HEAD COACH IN FRANCHISE HISTORY TO SECURE A PLAYOFF SPOT IN EACH OF HIS FIRST TWO SEASONS IN TAMPA BAY

TAMPA BAY IS THE ONLY NFC TEAM TO QUALIFY FOR THE PLAYOFFS IN EACH OF THE PAST FOUR SEASONS (2020-23), AND 1-OF-3 TEAMS IN THE NFL.

MOST TOTAL WINS SINCE 2020 (REG. + PLAYOFFS)

Team	Wins
1. Kansas City Chiefs	59
2. Buffalo Bills	53
3. Tampa Bay Buccaneers	47
4t. Green Bay Packers	45
4t. San Francisco 49ers	45

MOST PLAYOFF WINS SINCE 2020

Team	Playoff Wins
1. Kansas City Chiefs	8
2t. Tampa Bay Buccaneers	6
3t. Buffalo Bills	5
3t. Cincinnati Bengals	5
3t. Los Angeles Rams	5

HOME	AWAY	W 20-17	W 27-17	L 11-25	W 26-9	L 6-20	L 13-16	L 18-24	L 37-39
2023 SCHEDULE	SEPT. 10	SEPT. 17	SEPT. 25	OCT. 1	WEEK 5 BYE	OCT. 15	OCT. 22	OCT. 29	NOV. 5
	W 20-6	L 14-27	L 20-27	W 21-18	W 29-25	W 34-20	W 30-12	L 13-23	W 9-0
	NOV. 12	NOV. 19	NOV. 26	DEC. 3	DEC. 10	DEC. 17	DEC. 24	DEC. 31	JAN. 7



PRIMED FOR PLAYOFFS



PLAYOFF GAMES PLAYED LEADERS AMONG CURRENT BUCCANEERS...

Player (Position)	Playoff GP
Shaquil Barrett (OLB)	10
Lavonte David (LB)	8
Carlton Davis III (CB)	8
Jamel Dean (CB)	8
Mike Evans (WR)	8
William Gholston (DL)	8
Anthony Nelson (OLB)	8
Zach Triner (LS)	8

PLAYOFF POINTS MARGIN SINCE 2020

Team	Point Margin
1. Tampa Bay Buccaneers	+64
2. Kansas City Chiefs	+53
3t. Cincinnati Bengals	+31
3t. Houston Texans	+31
5t. Buffalo Bills/Los Angeles Rams	+27

PLAYOFF POINTS SCORED SINCE 2020

Team	Points Scored
1. Kansas City Chiefs	291
2. Tampa Bay Buccaneers	227
3. Buffalo Bills	226
4. Los Angeles Rams	178
5. Cincinnati Bengals	163

TOTAL PLAYOFF TOUCHDOWNS SINCE 2020

Team	Touchdowns
1. Kansas City Chiefs	33
2. Buffalo Bills	28
3. Tampa Bay Buccaneers	26
4. Los Angeles Rams	19
5. Philadelphia Eagles	16

PLAYOFF PASSING TOUCHDOWNS SINCE 2020

Team	Pass TD
1. Kansas City Chiefs	25
2. Buffalo Bills	20
3. Tampa Bay Buccaneers	18
4. Los Angeles Rams	13
5. Cincinnati Bengals	10

PLAYOFF RUSHING TOUCHDOWNS SINCE 2020

Team	Rush TD
1. Philadelphia Eagles	11
2. Tampa Bay Buccaneers	8
3t. Buffalo Bills	7
3t. Kansas City Chiefs	7
5. Green Bay Packers	6

FRANCHISE SINGLE-GAME RECEIVING YDS LEADERS

(All-Time Buccaneers Playoff History)

Player (Date, Opp.)	Rec. Yds
1t. Mike Evans (1/23/22 vs. LAR)	119
1t. Mike Evans (1/9/21 at WAS)	119
3. Mike Evans (1/16/22 vs. PHI)	117
4. Chris Godwin (1/24/21 at GB)	110
5. Keyshawn Johnson (12/31/00 at PHI)	106

FRANCHISE PLAYOFF LEADERS - RECEIVING YARDS

Player	Rec. Yards
1. Mike Evans	562
2. Keyshawn Johnson	375
3. Chris Godwin	362
4. Rob Gronkowski	226
5. Cameron Brate	221

FRANCHISE PLAYOFF LEADERS - RECEIVING TD

Team	Rec. TD
1. Mike Evans	4
2. Rob Gronkowski	3
3t. Cameron Brate	2
3t. Antonio Brown	2
3t. Chris Godwin	2
3t. Keenan McCardell	2

FRANCHISE PLAYOFF LEADERS - RECEPTIONS

Team	Receptions
1. Mike Evans	37
2. Chris Godwin	30
3. Leonard Fournette	28
4. Warrick Dunn	26
5. Keyshawn Johnson	23





PRIMED FOR PLAYOFFS

16

THE MOST POSTSEASON TAKEAWAYS IN THE NFL SINCE 2020

PLAYOFF TAKEAWAYS SINCE 2020

Team	Takeaways
1. Tampa Bay Buccaneers	16
2. Cincinnati Bengals	13
3. Kansas City Chiefs	10
4. Buffalo Bills	8
5t. Los Angeles Rams/San Francisco 49ers	7

PLAYOFF FORCED FUMBLES SINCE 2020

Team	FF
1. Tampa Bay Buccaneers	9
2. Buffalo Bills	6
3. Miami Dolphins	5
4t. Kansas City Chiefs	4
4t. Los Angeles Rams	4
4t. San Francisco 49ers	4

PLAYOFF FUMBLE RECOVERIES SINCE 2020

Team	OPP. FR
1. Tampa Bay Buccaneers	6
2t. Cincinnati Bengals	3
2t. Kansas City Chiefs	3
2t. Philadelphia Eagles	3
5t. Miami Dolphins/San Francisco 49ers	2

PLAYOFF INTERCEPTIONS SINCE 2020

Team	INT
1. Cincinnati Bengals	10
2. Tampa Bay Buccaneers	9
3. Kansas City Chiefs	7
4t. Buffalo Bills	6
4t. Green Bay Packers	6



TODD BOWLES

PLAYOFF QUARTERBACK HITS SINCE 2020

Team	QBH
1. Tampa Bay Buccaneers	53
2. Kansas City Chiefs	49
3. Buffalo Bills	41
4. Los Angeles Rams	40
5. Cincinnati Bengals	35

PLAYOFF TACKLES FOR LOSS SINCE 2020

Team	TFL
1. Kansas City Chiefs	40
2. Tampa Bay Buccaneers	37
3. Buffalo Bills	34
4. Los Angeles Rams	31
5. Cincinnati Bengals	29

PLAYOFF SACKS SINCE 2020

Team	Sacks
1. Kansas City Chiefs	22.0
2. Los Angeles Rams	20.0
3. Tampa Bay Buccaneers	18.0
4. San Francisco 49ers	17.0
5t. Three Teams Tied	16.0

FRANCHISE PLAYOFF LEADERS - TACKLES

(Since StatsPass Data Became Available in 1994)

Player	Tackles
1. Derrick Brooks	93
2t. Lavonte David	58
2t. Devin White	58
4. Shelton Quarles	55
5. John Lynch	46

FRANCHISE PLAYOFF LEADERS - SACKS

(Since StatsPass Data Became Available in 1982)

Player	Sacks
1. Simeon Rice	7.0
2. Warren Sapp	5.5
3t. Shaquil Barrett	4.0
3t. Steve White	4.0
5. Jason Pierre-Paul	2.5



WILD CARD WEEKEND

32-9

WIN OVER PHILADELPHIA - THE THIRD-LARGEST MARGIN OF VICTORY IN FRANCHISE PLAYOFF HISTORY



LARGEST PLAYOFF MARGIN OF VICTORY

Buccaneers Playoff History

Opponent, Date	Margin
1. vs. Oakland, 1/26/03	+27
2. vs. San Francisco, 1/12/03	+25
3. vs. Philadelphia, 1/15/24	+23
4. vs. Kansas City, 2/7/21	+22
5. at Philadelphia, 1/19/03	+17

PLAYOFF SINGLE-GAME RECEPTIONS

Buccaneers Playoff History

Player, Opponent, Date	Rec.
1. Chris Godwin (vs. DAL, 1/16/23)	10
2t. Mike Evans (vs. PHI, 1/16/22)	9
2t. Leonard Fournette (vs. LAR, 1/23/22)	9
4t. Cade Otton (vs. PHI, 1/15/24)	8
4t. Mike Evans (vs. LAR, 1/23/22)	8
4t. Warrick Dunn (at PHI, 1/12/02)	8

PLAYOFF SINGLE-GAME TE REC YDS

Buccaneers Playoff History

Player, Opponent, Date	Yards
1. Jimmie Giles (at DAL, 1/2/82)	98
2. Cade Otton (vs. PHI, 1/15/24)	89
3. Rob Gronkowski (vs. LAR, 1/23/22)	85
4. Cameron Brate (at WAS, 1/9/21)	80
5. Rob Gronkowski (vs. KC, 2/7/21)	67



HIGHEST SINGLE-GAME PASSER RATING

Buccaneers Playoff History

Player, Opponent, Date	Rating
1. Tom Brady (vs. KC, 2/7/21)	125.8
2. Baker Mayfield (vs. PHI, 1/15/24)	119.8
3. Tom Brady (vs. PHI, 1/16/22)	115.2
4. Tom Brady (at WAS, 1/9/21)	104.3
5. Tom Brady (at NO, 1/17/21)	92.9

BAKER MAYFIELD

THE ONLY QB IN FRANCHISE PLAYOFF HISTORY WITH 300+ PASSING YARDS + 3 TD IN A SINGLE GAME

PLAYOFF SINGLE-GAME PASSING TDS

Buccaneers Playoff History

Player, Opponent, Date	Pass TD
1t. Tom Brady (vs. KC, 2/7/21)	3
1t. Tom Brady (at GB, 1/24/21)	3
1t. Baker Mayfield (vs. PHI, 1/15/24)	3
4t. Many Occurrences Tied	2

PLAYOFF SINGLE-GAME PASSING YARDS

Buccaneers Playoff History

Player, Opponent, Date	Yards
1. Tom Brady (at WAS, 1/9/21)	381
2. Tom Brady (vs. DAL, 1/16/23)	351
3. Baker Mayfield (vs. PHI, 1/15/24)	337
4. Tom Brady (vs. LAR, 1/23/22)	329
5. Tom Brady (vs. GB, 1/24/21)	280

LARGEST PLAYOFF YARDAGE MARGIN

Buccaneers Playoff History

Opponent, Date	Margin
1. vs. Philadelphia, 1/15/24	+150
2. at Washington, 1/9/21	+132
3. vs. Washington, 1/7/06	+123
4. vs. San Francisco, 1/12/03	+101
5. vs. Oakland, 1/26/03	+96



WILD CARD WEEKEND



0%

OPPONENT THIRD-DOWN CONVERSION PERCENTAGE VS. PHILADELPHIA - MARKS 4TH TIME IN NFL PLAYOFF HISTORY A TEAM DID NOT CONVERT A THIRD DOWN

SINGLE-GAME OPP. RUSHING YARDS

Buccaneers Playoff History

Opponent, Date	Opp. RY
1. vs. Oakland, 1/26/03	19
2. vs. Philadelphia, 1/15/24	42
3. vs. Washington, 1/15/00	46
4. vs. Philadelphia, 12/29/79	48
5. at L.A. Rams, 1/23/00	51

LOWEST OPP. SINGLE-GAME 3RD%

Buccaneers Playoff History

Opponent, Date	3rdCv%
1. vs. Philadelphia, 1/15/24	0.0%
2. vs. Kansas City, 2/7/21	23.1%
3. vs. San Francisco, 1/12/03	25.0%
4. vs. Washington, 1/7/06	30.8%
5. at Philadelphia, 1/19/03	31.3%

FEWEST SINGLE-GAME POINTS ALLOWED

Buccaneers Playoff History

Opponent, Date	Opp. Pts
1. vs. San Francisco, 1/12/03	6
2t. vs. Philadelphia, 1/15/24	9
2t. vs. Kansas City, 2/7/21	9
2t. vs. L.A. Rams, 1/6/80	9

LOWEST OPP. 3RD DOWN YARDS/PLAY

Buccaneers Playoff History - Since Data Became Available in 2000

Opponent, Date	3rd Down Yds/Play
1. vs. Philadelphia, 1/15/24	1.6
2. at Philadelphia, 1/19/03	2.6
3. at Philadelphia, 12/31/00	3.2
4. vs. San Francisco, 1/12/03	3.6
5. vs. Washington, 1/7/06	3.7

SINGLE-GAME OPPONENT 1ST DOWNS

Buccaneers Playoff History

Opponent, Date	1D
1. vs. Washington, 1/7/06	9
2. vs. Washington, 1/15/00	10
3. vs. Oakland, 1/26/03	11
4. vs. Philadelphia, 1/15/24	13
5t. vs. Philadelphia, 1/16/22	14
5t. vs. San Francisco, 1/12/03	14

2024 PLAYOFFS - OPP. YARDS/GAME

Team	Opp. Yds/G
1. Kansas City Chiefs	264.0
2. Tampa Bay Buccaneers	276.0
3. Buffalo Bills	324.0

2024 PLAYOFFS - OPP. RUSH YARDS/GAME

Team	Opp. Rush Yds/G
1. Tampa Bay Buccaneers	42
2. Houston Texans	56
3. Detroit Lions	68

2024 PLAYOFFS - POINTS ALLOWED

Team	PA
1. Kansas City Chiefs	7
2. Tampa Bay Buccaneers	9
3. Houston Texans	14

DIVISIONAL ROUND VS. DETROIT





OFFENSIVE NOTES

A CONSISTENTLY-DOMINANT DUO

· In Week 13, Mike Evans reached the 1,000-yard mark for the 10th consecutive season - the longest-such streak to begin a career and the second-longest streak overall in league history. Evans is also the first player ever with 60+ receptions in each of his first 10 career seasons.



· Evans now has five career seasons with 1,000+ receiving yards and 10-or-more receiving touchdowns, which tie him for the fifth-most in NFL history.

MOST CAREER SEASONS WITH 1,000+ YARDS AND 10+ TD

Player	Seasons
1. Jerry Rice*	9
2t. Marvin Harrison*	8
2t. Terrell Owens*	8
2t. Randy Moss*	8
5t. Mike Evans	5
5t. Cris Carter*	5
5t. Lance Alworth*	5

*Member of the Pro Football Hall of Fame

· Evans (1,255) and Chris Godwin (1,024) each surpassed the 1,000-yard receiving mark in 2023, marking the fifth time in franchise history that multiple Buccaneers surpassed the 1,000-yard mark in the same season (2014, 2019, 2021, 2022, 2023). Evans and Godwin have accounted for the past four such occasions.

Evans and Godwin are 1-of-3 sets of teammates to go over 1,000 yards each in both 2022 and 2023 and the only duo to do so in each of the past three seasons (2021-23).

DUOS WITH 1,000 RECEIVING YARDS EACH - 2022 + 2023

Players (Team)	2022 Yds	2023 Yds
Mike Evans & Chris Godwin (TB)	2,147	2,279
Tyreek Hill & Jaylen Waddle (MIA)	3,066	2,813
A.J. Brown & DeVonta Smith (PHI)	2,692	2,522

This season, Evans and Godwin are 1-of-2 sets of teammates to have each recorded 75+ receptions and 1,000+ receiving yards.

DUOS WITH 75+ REC., 1,000+ YARDS EACH - 2023 SEASON

Players (Team)	Receptions	RYds
1. A.J. Brown & DeVonta Smith (PHI)	187	2,522
2. Mike Evans & Chris Godwin (TB)	162	2,279

Evans finished the season tied for the league lead in touchdown receptions (13).

RECEIVING TOUCHDOWN LEADERS - 2023 SEASON

Player (Team)	Rec. TD
1t. Mike Evans (TB)	13
1t. Tyreek Hill (MIA)	13
3. CeeDee Lamb (DAL)	12
4t. Jordan Addison (MIN)	10
4t. Sam LaPorta (DET)	10
4t. Amon-Ra St. Brown (DET)	10
4t. Courtland Sutton (DEN)	10

RELYING ON RACHAAD

· Rachaad White was one of six players with 1,500+ scrimmage yards and 9+ touchdowns (also, Breece Hall, Tyreek Hill, CeeDee Lamb, Christian McCaffrey, Amon-Ra St. Brown).

White finished seventh among all players, and fourth among running backs, in yards from scrimmage (1,539).



SCRIMMAGE YARDS LEADERS

Players (Team)	Scrim. Yds
1. Christian McCaffrey (SF)	2,023
2. CeeDee Lamb (DAL)	1,862
3. Tyreek Hill (MIA)	1,814
4. Breece Hall (NYJ)	1,585
5. Puka Nacua (LAR)	1,575
6. James Cook (BUF)	1,567
7t. Rachaad White (TB)	1,539
7t. Amon-Ra St. Brown (DET)	1,539

RECEIVING YARDS LEADERS AMONG RBs

Player (Team)	Rec. Yds
1. Breece Hall (NYJ)	591
2. Christian McCaffrey (SF)	564
3. Rachaad White (TB)	549

SOME SHINE FOR THE O-LINE

· After making the switch from right tackle to left tackle this offseason, Tristan Wirfs is the fifth-highest graded pass-blocking tackle by Pro Football Focus (among players with at least 500 blocking snaps).



PFF PASS BLOCKING GRADES AMONG TACKLES (Minimum 500 Pass-Blocking Snaps)

Player (Team)	PBLK
1. Tyron Smith (DAL)	88.6
2. Laremy Tunsil (HOU)	85.4
3. Christian Darrisaw (MIN)	85.3
4. Rashawn Slater (LAC)	84.7
5. Tristan Wirfs (TB)	84.3

PFF TEAM PASS BLOCKING GRADES (2023 Season)

Team	PBLK
1. Philadelphia Eagles	76.9
2. Minnesota Vikings	74.4
3. Atlanta Falcons	74.2
4. Baltimore Ravens	73.7
5. Denver Broncos	72.7
6. Green Bay Packers	71.6
7. Indianapolis Colts	71.5
8. Kansas City Chiefs	71.0
9. Detroit Lions	71.0
10. Tampa Bay Buccaneers	70.7



DEFENSIVE NOTES

ROOKIES LEAVING THEIR MARK



Buccaneers rookies **Yaya Diaby** and **Calijah Kancey** combined for 22 tackles for loss, 20 quarterback hits, 11.5 sacks and 59 pressures during the regular season. Kancey added a half-sack and a tackle for loss in the Wild Card Round.

ROOKIE TACKLE FOR LOSS LEADERS

Player (Team)	TFL
1. Yaya Diaby (TB)	12
2t. Calijah Kancey (TB)	10
2t. Will Anderson Jr. (HOU)	10
4. Six Players Tied	8

ROOKIE SACK LEADERS

Player (Team)	Sacks
1. Kobie Turner (LAR)	9.0
2. Byron Young (LAR)	8.0
3. Yaya Diaby (TB)	7.5
4. Will Anderson Jr. (HOU)	7.0
5. Jalen Carter (PHI)	6.0

MOST TEAM TFLS BY ROOKIES

Team	TFL
1. Tampa Bay Buccaneers	26
2. Los Angeles Rams	18
3. Green Bay Packers	15
4. Arizona Cardinals	14
5. Houston Texans	13

A DO-IT-ALL SAFETY



- Antoine Winfield Jr. is 1-of-4 players since 2000 with 5.0+ sacks, 5+ takeaways (interceptions + fumble recoveries) and 5+ forced fumbles in a single season, joining T.J. Watt (2019), Justin Tuck (2010) and Terrell Suggs (2003).

- Winfield Jr. is the first defensive back since data became available in 1999 with 5.0+ sacks and 5+ forced fumbles in a single season.

- Winfield Jr. owns a share of the league lead in both forced fumbles (six) and opponent fumble recoveries this season (four) joining Haason Reddick (2022) as the only players since data became available in 2000 to hold at least a share of the league lead in both categories in the same season.

MOST FORCED FUMBLES + FUMBLE RECOVERIES - SINCE 2020

Player (Team)	FF + FR
1. Antoine Winfield Jr. (TB)	19
2t. Haason Reddick (PHI)	18
2t. T.J. Watt (PIT)	18
4. Shaquille Leonard (PHI)	16
5t. Myles Garrett (CLE)	15
5t. Khalil Mack (LAC)	15

Category	2023 Rank Among Safeties	Total
Sacks	1st	6.0
Forced Fumbles	1st	6
Fumble Recoveries	1st	4
Quarterback Hits	2nd	8
Takeaways	t-2nd	7
Passes Defensed	3rd	12
Tackles	t-4th	122

THE VET HAS STILL GOT IT



- In 2023, 12-year veteran Lavonte David was the only player in the NFL with 100+ tackles, 15+ tackles for loss and 3.0+ sacks.

- Since 2000, David's 10 seasons with 100+ tackles are the third-most, trailing only London Fletcher (14) and Bobby Wagner (11). David has four seasons

- with 100+ tackles and 15+ tackles for loss, while no other player has more than two such seasons since tackles for loss became regularly tracked in 2008.

- In Week 11, Lavonte David surpassed Rondé Barber (1,428) for the second-most tackles in franchise history.

ALL-TIME TACKLE FOR LOSS LEADERS

(Since TruMedia Data Became Available in 2008)

Player	TFL
1. J.J. Watt	195
2. Aaron Donald	176
3. Calais Campbell	175
4. Von Miller	164
5. Lavonte David	160

TACKLE FOR LOSS LEADERS - 2023 SEASON

Player (Team)	TFL
1t. Maxx Crosby (LV)	23
1t. Danielle Hunter (MIN)	23
3. Khalil Mack (LAC)	21
4. Jeremiah Owusu-Koramoah (CLE)	20
5. T.J. Watt (PIT)	19
6. Micah Parsons (DAL)	18
7. Lavonte David (TB) & Two Others Tied	17



SPECIAL TEAMS NOTES



Buccaneers kicker **Chase McLaughlin** made 18 consecutive field goals to finish the season. On the year, McLaughlin was 29-of-31 on field goal attempts and 33-of-33 on extra point attempts, setting a new franchise single-season record for field goal percentage (93.5%). Punter **Jake Camarda** also broke his own franchise record for the best single-season yards per punt average (50.1).

2023 MOST PUNTS OF 60+ YARDS

Player (Team)	60+ Punts
1. Jake Camarda (TB)	18
2. A.J. Cole (LV)	16
3t. Ryan Stonehouse (TEN)	15
3t. Michael Dickson (SEA)	15
5. Corey Bojorquez (CLE)	14

ALL-TIME YARDS PER PUNT LEADERS

(Minimum 100 Career Punts)

Player	Yds/Punt
1. Ryan Stonehouse	53.1
2. Jake Camarda	49.4
3. Jack Fox	48.4
4. A.J. Cole	48.2
5. Michael Dickson	48.0

FIELD GOAL PERCENTAGE FROM 50+ YARDS - SINCE 2018

(Minimum 15 Field Goal Attempts of 50+ Yards)

Player (Team)	FG%
1t. Chase McLaughlin (TB)	82.8%
1t. Chris Boswell (PIT)	82.8%
3. Graham Gano (NYG)	78.8%
4. Daniel Carlson (LV)	78.1%
5. Evan McPherson (CIN)	75.0%

Buccaneers rookie defensive back **Josh Hayes** finished as the league's leader in special teams tackles with 14. His 14 special teams tackles are the most in a single season by any Tampa Bay player since Russell Shepard also had 14 in 2014.

2023 SPECIAL TEAMS TACKLE LEADERS

Player (Team)	ST Tackles
1. Josh Hayes (TB)	14
2. Six Players Tied	13



IN THE COMMUNITY

HABITAT HILLSBOROUGH HOME DEDICATION DAY

In December, the Tampa Bay Buccaneers and Habitat for Humanity of Hillsborough saw the work of their community partnership, "Holiday Home Build with the Bucs", come to fruition as they handed over the keys to the four families that will inhabit the homes that they have worked on over the course of the last month. In the last month, Buccaneers players and staff have put in volunteer hours at the homes, installing windows and doors and priming the houses.

Prior to the project's start, over 90% of the Buccaneers roster donated funds towards the construction of a home for a family in need, with the Buccaneers organization matching their contributions to fund the construction of two Habitat homes in the Temple Terrace community. Since then, thanks to donations from the Buccaneers fanbase, coined "The Krewe", as well as comedians Bert Kreischer and Tom Segura, the impact has doubled and now the build of four homes along Overlook Drive has been funded.

The project was part of the player-led Buccaneers Youth Leadership Program, with 25 students apiece from Young Middle Magnet School and Webb Middle School volunteering at the homes as well. The Buccaneers Youth Leadership Program is part of the team's Social Justice Initiative, a player-led program created in 2018 with a \$1,000,000 commitment by the Glazer family to break down barriers to racial and social equality.





VS. DETROIT

AGAINST THE COMPETITION



10
RECEPTIONS


181
REC. YDS

2
TD

18.1
YDS/REC.

MIKE EVANS

12/26/20 VS. DETROIT



56
TACKLES

4
FF

1
INT

1
FR

LAVONTE DAVID

6 CAREER GAMES VS. DETROIT

TAMPA BAY VS. DETROIT

LAST MEETING - OCT. 15, 2023: DET 20, TB 6

LAST PLAYOFF MEETING - DEC. 28, 1997: TB 20, DET 10

ALL-TIME REGULAR SEASON SERIES: DET LEADS 32-28

ALL-TIME PLAYOFF SERIES: TB LEADS 1-0

ALL-TIME AT FORD FIELD: TB LEADS 5-2

2023 REGULAR SEASON COMPARISON

BUCCANEERS			LIONS	
STAT	RANK		STAT	RANK
313.0	23rd	TOTAL OFFENSE	394.8	3rd
88.8	32nd	RUSH OFFENSE	135.9	5th
224.2	17th	PASS OFFENSE	258.9	2nd
344.2	23rd	TOTAL DEFENSE	336.1	19th
95.3	5th	RUSH DEFENSE	88.8	2nd
248.9	29th	PASS DEFENSE	247.4	27th
20.5	20th	POINTS SCORED	271	5th
19.1	7th	POINTS ALLOWED	23.2	23rd
48.0	t-7th	SACKS	41.0	t-23rd
40.0	t-12th	SACKS ALLOWED	31.0	t-4th
+8	9th	TURNOVER MARGIN	0	t-16th

TEAM LEADERS

Rachaad White (990)	RUSHING YARDS	David Montgomery (1,015) 9th in the NFL
Rachaad White (6)	RUSHING TDS	David Montgomery (13) t-5th in the NFL
Baker Mayfield (94.6)	PASSER RATING	Jared Goff (97.9) 9th in the NFL
Baker Mayfield (4,044) 9th in the NFL	PASSING YARDS	Jared Goff (4,575) 2nd in the NFL
Baker Mayfield (28) 7th in the NFL	PASSING TDS	Jared Goff (30) 4th in the NFL
Chris Godwin (83)	RECEPTIONS	Amon-Ra St. Brown (119) t-2nd in the NFL
Mike Evans (1,255) 9th in the NFL	RECEIVING YARDS	Amon-Ra St. Brown (1,515) 3rd in the NFL
Mike Evans (13) t-1st in the NFL	RECEIVING TDS	Amon-Ra St. Brown (10) t-4th in the NFL
Lavonte David (133)	TACKLES	Alex Anzalone (129)
Yaya Diaby (7.5)	SACKS	Aidan Hutchinson (11.5)
Antoine Winfield Jr. (3)	INTERCEPTIONS	Kerby Joseph (4) t-7th in the NFL



WHAT TO WATCH FOR



MIKE EVANS

- Needs **2 total touchdowns** to tie Leonard Fournette (6) for the second-most touchdowns from scrimmage in franchise playoff history.
- Needs **3 total touchdowns** to tie Mike Alstott (7) for the most touchdowns from scrimmage in franchise playoff history.
- Needs **11 yards from scrimmage** to establish a new franchise record for career playoff yards from scrimmage, surpassing Leonard Fournette (572).

CHRIS GODWIN

- Needs **1 receiving touchdown** to surpass Cameron Brate, Antonio Brown and Keenan McCardell (2) for the third-most touchdown receptions in franchise playoff history.
- Needs **1 receiving touchdown** to tie Rob Gronkowski (3) for the second-most touchdown receptions in franchise playoff history.
- Needs **8 yards from scrimmage** to surpass Keyshawn Johnson (375) for the fifth-most playoff yards from scrimmage in franchise history.
- Needs **14 receiving yards** to surpass Keyshawn Johnson (375) for the second-most playoff receiving yards in franchise playoff history.
- Needs **19 yards from scrimmage** to surpass Warrick Dunn (387) for the fourth-most playoff yards from scrimmage in franchise history.
- Needs **135 yards from scrimmage** to surpass Mike Alstott (502) for the third-most playoff yards from scrimmage in franchise history.





WHAT TO WATCH FOR

SHAQUIL BARRETT

- Needs **1.5 sacks** to tie Warren Sapp (5.5) for the second-most sacks in franchise playoff history (since sacks became official in 1982).
- Needs **2.0 sacks** to surpass Warren Sapp (5.5) for the second-most sacks in franchise playoff history (since sacks became official in 1982).
- Needs **3.0 sacks** to tie Simeon Rice (7.0) for the most sacks in franchise playoff history (since sacks became official in 1982).



BAKER MAYFIELD

- Needs **536 passing yards** to surpass Brad Johnson (872) for the second-most passing yards in franchise playoff history.
- Needs **2 passing touchdowns** to tie Brad Johnson (5) for the second-most passing touchdowns in franchise playoff history.

ANTOINE WINFIELD JR.

- Needs **1 forced fumble** to tie Simeon Rice and Warren Sapp (3) for the most career forced fumbles in franchise playoff history (since StatsPass data became available in 1994).
- Needs **4 tackles** to surpass John Lynch (46) for the fifth-most career tackles in franchise playoff history, and most by a defensive back (since StatsPass data became available in 1994).





ROSTER BREAKDOWN

PRO BOWL BUCCANEERS

Mike Evans (5)	2016, 2018, 2019, 2021, 2023
Shaquil Barrett (2)	2019, 2021
Tristan Wirfs (2)	2021, 2022
Lavonte David (1)	2015
Chris Godwin (1)	2019
Ryan Jensen (1)	2021
Vita Vea (1)	2021
Devin White (1)	2021
Antoine Winfield Jr. (1)	2021



QUICK FACTS

Oldest	LB, Lavonte David , 33, Born 1/23/90
Youngest.....	RB Sean Tucker , 22, Born 10/25/01
Tallest.....	OLB Anthony Nelson , 6'7
Shortest	WR Deven Thompkins , 5'8
Heaviest	DL Vita Vea , 347 lbs
Lightest.....	WR Deven Thompkins , 155 lbs
Most Seasons as a Buccaneer.....
.....	LB Lavonte David , 12th season
Most NFL Seasons	LB Lavonte David , 12th season
Most Games Played	LB Lavonte David , 181
Most Games Started.....	LB Lavonte David , 181
Total Rookies.....	11
Players with 5+ Years of Experience.....	19
Players with 10+ Years of Experience	4

BY COLLEGE

W Washington	4
AU Auburn	3
IOWA Iowa	3
5 Schools Tied	2

BY CONFERENCE

BIG BigTen	13
SEC SEC	8
ACC ACC	5
PAC-12 PAC-12	5

FIRST ROUND PEDIGREE

Round (Pick)	Player	Team	Year
1 (7)	Mike Evans	Tampa Bay Buccaneers	2014
1 (1)	Baker Mayfield	Cleveland Browns	2018
1 (12)	Vita Vea	Tampa Bay Buccaneers	2018
1 (5)	Devin White	Tampa Bay Buccaneers	2019
1 (13)	Tristan Wirfs	Tampa Bay Buccaneers	2020
1 (32)	Joe Tryon-Shoyinka	Tampa Bay Buccaneers	2021
1 (19)	Calijah Kancey	Tampa Bay Buccaneers	2022

BY STATE

FL Florida	7
TX Texas	7
GA Georgia	4



TODD BOWLES

CAREER HIGHLIGHTS

- X Named 2014 Assistant Coach of the Year by the Pro Football Writers Association and the Associated Press.
- X The architect of Tampa Bay's Super Bowl LV-winning defense during the 2020 NFL season.
- X Bowles' defenses have finished inside the top five in fewest yards per play five times (2013, 2015, 2019, 2020, 2021).
- X Placing a heavy emphasis on stopping the run, Bowles' defenses have led the NFL in fewest rushing yards allowed per game three times (2014, 2019, 2020).
- X 25 different players have earned Pro Bowl selections with Bowles as their position coach, defensive coordinator or head coach.
- X Enjoyed an eight-year career as an NFL defensive back, playing for Washington (1986-1990, 1992-93) and the San Francisco 49ers.
- X Started 12 games and contributed four interceptions for a Washington team that won Super Bowl XXII.

**ACCOUNTABILITY
BREEDS
RESPONSIBILITY**



COACHING CAPSULE

24th NFL Season (6th as Head Coach)
Buccaneers Head Coach: 2nd Year

Regular Season Record: 43-58 (.426)
Miami Dolphins: 2-1 (.667)*
New York Jets: 24-40 (.375)

Tampa Bay Buccaneers: 17-17 (.500)
















Postseason Record: 1-1

*Interim Head Coach

TAMPA BAY BUCCANEERS

- X Spent three seasons as Tampa Bay's defensive coordinator (2019-21) prior to being promoted to head coach on March 30, 2022.
- X 1-of-2 coaches (Jon Gruden) in franchise history to win a division title in their first year as head coach. Bowles is the only coach in team history to clinch a playoff berth in each of his first two seasons as head coach.
- X Executed a historic defensive performance in Super Bowl LV, in which the Buccaneers held the Kansas City Chiefs to just nine points and without a touchdown.
- X Bowles has coached seven different Buccaneers to Pro Bowl selections: Shaquil Barrett (2019, 2021), Mike Evans (2023), Jason Pierre-Paul (2020), Vita Vea (2021), Devin White (2021), Antoine Winfield Jr. (2021) and Tristan Wirfs (2022).
- X Led the NFL's top run defense in back-to-back seasons from 2019-20.
- X In his three seasons as defensive coordinator, Tampa Bay ranked first in fewest rushing yards allowed per game (82.5), first in fewest rushing yards per attempt (3.72), first in quarterback hits (352), first in fumble recoveries (37), first in passes defended (241), second in strip sacks (26), third in tackles for loss (262), third in takeaways (82), third in sacks (142), fourth in forced fumbles (52), tied for fourth in defensive touchdowns (nine), fifth in fewest yards per play allowed (5.13) and fifth in passing yards per attempt allowed (6.78).

TODD BOWLES AT A GLANCE

	2022-2019-21	Head Coach Defensive Coordinator		1998-99	Defensive Coordinator/DBs
	2015-18	Head Coach		1997	Defensive Coordinator/Secondary
	2013-14	Defensive Coordinator		1995-96	College Scouting Assistant
	2012	Secondary/Interim Defensive Coordinator		1992-93	Player
	2011 2008-11	Interim Head Coach Asst. Head Coach/Secondary		1991	Player
	2005-07	Defensive Backs		1986-90	Player
	2004 2001-03	Secondary Nickel Package		1982-85	Player
	2000	Defensive Backs			



COACHING STAFF


COORDINATORS



S
Harold Goodwin
Assistant HC/Run
Game Coordinator




S
Keith Armstrong
Special Teams
Coordinator



S
Dave Canales
Offensive
Coordinator




S
Larry Foote
Pass Game Coord./
Inside Linebackers



S
Kacy Rodgers
Run Game Coord./
Defensive Line

ASSISTANT COACHES



S
Tim Atkins
Assistant
Secondary



B
Mike Chiurco
Defensive
Assistant



S
George Edwards
Outside
Linebackers




B
Sarah Evans
Senior Manager of
Coaching Operations




B
Joey Fitzgerald
Defensive Quality
Control



B
Joe Gilbert
Offensive Line



S
Brad Idzik
Wide Receivers



S
Rashad Johnson
Assistant
Secondary



B
Jeff Kastl
Offensive Quality
Control



S
Thaddeus Lewis
Quarterbacks



S
Tom Moore
Senior Offensive
Assistant



S
Skip Peete
Running Backs



B
David Raih
Senior Offensive
Analyst




B
Nick Rapone
Safeties




S
Kevin Ross
Cornerbacks



B
Jordan Somerville
Assistant
Quarterbacks



S
Keith Tandy
Assistant
Special Teams



S
John Van Dam
Tight Ends

GAMEDAY LOCATION KEY

S - SIDELINE

B - COACHES BOOTH



DAN CAMPBELL



On Jan. 20, 2021 the Detroit Lions named Dan Campbell the franchise's new head coach.

Campbell possesses 25 years of NFL experience, including 14 years as a coach and 11 as a player. In his first year as the Lions' head coach, Campbell helped instill a new culture built on grit, conviction and collaboration on and off the field. Upon arrival, Campbell assembled a proven coaching staff comprised of several former NFL players that have brought a wealth of knowledge and passion to Detroit's roster.

DAN CAMPBELL AT A GLANCE

- In 2022, Campbell's Lions overcame a 1-6 start to finish 8-2 in the final 10 games of the season. Detroit finished with a 9-8 record overall, capped off by a 20-16 win at Green Bay on Sunday Night Football to eliminate the Packers from playoff contention. Offensively, the Lions ranked in the top 5 in several League categories in 2022, including total net yards (3rd, 6,460), total touchdowns scored (4th, 54), fewest turnovers (1st, 15), points scored (5th, 453) and 30-point games (T-1st, 8). On defense, the Lions set an NFL record for sacks by rookies (20.5). The Lions' 2022 defensive rookie class also ranked atop several League categories for 2022 - including second in rookie interceptions (7) and first in rookie tackles for loss (26).
- Under Campbell's leadership in 2022 four Lions players were named to the Pro Bowl - QB Jared Goff, C Frank Ragnow, T Penei Sewell and WR Amon-Ra St. Brown. Campbell's staff also received accolades in 2022, as Offensive Coordinator Ben Johnson was named a finalist for the AP Assistant Coach of the Year Award.
- In their first three years together, Campbell and Executive Vice President and General Manager Brad Holmes have emphasized building through the Draft as the foundational identity of the team. Campbell-Holmes draft selections such as Sewell (first round, 2021), Alim McNeill (third round, 2021), St. Brown (fourth round, 2021), Hutchinson (first round, 2022) and Joseph (third round, 2022) have emerged as young leaders on the team. Veterans S Tracy Walker, LB Alex Anzalone, Raymond and Ragnow have also received contract extensions under Campbell and Holmes' tenure. This season, Campbell helped recruit a talented 2023 free agent class to Detroit that includes DB C.J. Gardner-Johnson, RB David Montgomery, CB Cam Sutton and CB Emmanuel Moseley.
- Prior to becoming the head coach in Detroit, Campbell served as the assistant head coach/tight ends coach for the New Orleans Saints from 2016-2020.
- In 2015, Campbell became the Miami Dolphins' interim head coach, where he took over a 1-3 team and finished 5-7.
- Campbell entered the NFL coaching ranks following an 11-year playing career with the New York Giants (1999-2002), Dallas Cowboys (2003-05), Detroit Lions (2006-08) and New Orleans Saints (2009).
- A Clifton, Texas native, Campbell attended Texas A&M, where he was a four-year letterman for the Aggies and majored in agricultural development. Campbell and his wife, Holly, have a son, Cody, and a daughter, Piper.

DAN CAMPBELL COACHING CAPSULE

Coaching Years in NFL: 14th year (3rd as Head Coach)
Lions Head Coach: 3rd year
Regular Season Record: 29-33-1 (.468)
Postseason Record: 1-0 (1.000)

DETROIT LIONS ASSISTANT COACHES

Assistant Head Coach/Running Backs.....Scottie Montgomery
 Special Teams Coordinator Dave Fipp
 Defensive Coordinator Aaron Glenn
 Offensive Coordinator.....Ben Johnson
 Assistant QuarterbacksJ.T. Barrett
 Defensive Quality ControlWayne Blair
 Cornerbacks.....Dre Bly
 Quarterbacks..... Mark Brunell
 Defensive Assistant/Outside Linebackers David Corrao
 Assistant Defensive LineCameron Davis
 Defensive Backs.....Brian Duker
 Passing Game CoordinatorTanner Engstrand
 Senior Defensive Assistant.....John Fox
 Offensive LineHank Fraley
 Assistant Linebackers Shaun Dion Hamilton
 Tight Ends..... Steve Heiden
 Senior Offensive Assistant Jim Hostler
 Assistant Special Teams..... Jett Modkins
 Assistant Offensive Line Steve Oliver
 Wide Receivers.....Antwaan Randle El
 Assistant Wide Receivers..... Seth Ryan
 Defensive LineJohn Scott Jr.
 LinebackersKelvin Sheppard
 Minority Coaching Assistant/Defensive Quality ControlDre Thompson

COACHING RECORDS

1-0

RECORD VS. TAMPA BAY

1-1

RECORD VS. TODD BOWLES

1-1

TODD BOWLES VS. LIONS



GM JASON LIGHT



10

PWFA ALL-ROOKIE SELECTIONS DRAFTED BY LIGHT FOR TAMPA BAY

8

CURRENT PRO BOWL BUCCANEERS THAT WERE EITHER DRAFTED OR ACQUIRED BY LIGHT

DEVELOPING THROUGH THE DRAFT

NOTABLE DRAFT SELECTIONS

- Mike Evans2014 (Round 1, No. 7 Overall)
- Ali Marpet 2015 (Round 2 , No. 61 Overall)
- Vita Vea.....2018 (Round 1, No. 12 Overall)
- Carlton Davis III 2018 (Round 2, No. 63 Overall)
- Devin White 2019 (Round 1, No. 5 Overall)
- Tristan Wirfs.....2020 (Round 1, No. 13 Overall)
- Antoine Winfield Jr.2020 (Round 2, No. 45 Overall)

Mastering the Mid-Rounds

- Jamel Dean 2019 (Round 3, No. 94 Overall)
- Chris Godwin2017 (Round 3, No. 84 Overall)
- Robert Hainsey 2021 (Round 3, No. 95 Overall)
- Cade Otton2022 (Round 4, No. 106 Overall)
- Anthony Nelson 2019 (Round 4, No. 107 Overall)
- Rachaad White 2021 (Round 3, No. 91 Overall)



MAKING THE MOST OF THE MARKET

NOTABLE FREE AGENT/TRADE ACQUISITIONS

- Jason Pierre-Paul2018 (Trade)
- Ryan Jensen.....2018 (Free Agent)
- Shaquil Barrett.....2019 (Free Agent)
- Ndamukong Suh2019 (Free Agent)
- Tom Brady 2020 (Free Agent)
- Rob Gronkowski2020 (Trade)
- Leonard Fournette 2020 (Free Agent)
- Baker Mayfield..... 2023 (Free Agent)



DIVISIONAL ROUND VS. DETROIT



GM JASON LICHT

THE NFL'S LONGEST-TENURED TRADITIONAL GMS

General Manager (Team)	Seasons
1. Mickey Loomis (NO)	22
2. John Schneider (SEA)	14
3. Howie Roseman (PHI)	14
4. Les Snead (LAR)	12
5. Jason Licht (TB)	10

MOST TOTAL WINS SINCE 2020

Team	Wins
1. Kansas City Chiefs	59
2. Buffalo Bills	53
3. Tampa Bay Buccaneers	47
4t. Green Bay Packers	45
4t. San Francisco 49ers	45

2023 - HIGHEST PERCENTAGE OF HOMEGROWN TALENT

(2023 Opening Day Rosters)

Team	Homegrown %
1. Dallas Cowboys	80.0%
2. Los Angeles Rams	79.6%
3. Tampa Bay Buccaneers	72.7%
4. Baltimore Ravens	71.7%
5. Green Bay Packers	71.4%

2023 - MOST SNAPS PLAYED BY ROOKIES

Team	Rookie Snaps
1. Tampa Bay Buccaneers	5,660
2. Green Bay Packers	5,576
3. Los Angeles Rams	5,531
4. Arizona Cardinals	5,492
5. Seattle Seahawks	5,151

SUSTAINED SUCCESS

- Dating back to Week 4 of the 2021 season, Tampa Bay has held at least a share of the NFC South lead in 43 of the last 51 weeks, winning three consecutive NFC South division titles in that span (2021-23).
- The Buccaneers are the only NFC team to reach the playoffs in each of the past four seasons (2020-23).
- 8-of-11 defensive starters and 12 total starters from Tampa Bay's Super Bowl LV team are still on the roster.
- 28 of Tampa Bay's 33 total starters in 2023 were homegrown players.



Since 2014, when Jason Licht took over as general manager, the Buccaneers lead the NFL in most snaps played and games started by a team's own 1st-5th round draft picks during that span.

MOST TOTAL SNAPS PLAYED BY A TEAM'S OWN 1ST-5TH ROUND PICKS SINCE 2014

Team	Snaps
1. Tampa Bay Buccaneers	114,185
2. Dallas Cowboys	108,215
3. Cleveland Browns	105,779

MOST TOTAL GAMES STARTED BY A TEAM'S OWN 1ST-5TH ROUND PICKS SINCE 2014

Team	Games Started
1. Tampa Bay Buccaneers	1,598
2. Dallas Cowboys	1,555
3. Atlanta Falcons	1,477

BUILDING A CORE



Key Draft Picks (Year, Round)

Mike Evans (2014, 1)	Mike Edwards (2019, 3)
Donovan Smith (2015, 2)	Anthony Nelson (2019, 4)
Ali Marpet (2015, 2)	Scotty Miller (2019, 6)
Chris Godwin (2017, 3)	Tristan Wirfs (2020, 1)
Vita Vea (2018, 1)	Antoine Winfield Jr. (2020, 2)
Ronald Jones II (2018, 2)	Joe Tryon-Shoyinka (2021, 1)
Carlton Davis III (2018, 2)	Robert Hainsey (2021, 3)
Alex Cappa (2018, 3)	Logan Hall (2022, 2)
Jordan Whitehead (2018, 4)	Luke Goedeke (2022, 2)
Devin White (2019, 1)	Rachaad White (2022, 3)
Sean Murphy-Bunting (2019, 2)	Cade Otton (2022, 4)
Jamel Dean (2019, 3)	Jake Camarda (2022, 4)

Key Acquisitions (Year)

Ryan Jensen (2018)	Tom Brady (2020)
Jason Pierre-Paul (2018)	Antonio Brown (2020)
Shaquil Barrett (2019)	Rob Gronkowski (2020)
Ndamukong Suh (2019)	Ryan Succop (2020)

RED - ON 2023 ROSTER

BOLD - PRO BOWL PLAYER



2023 DRAFT CLASS

Pitt ROUND 1 - DL CALIJAH KANCEY

Draft Selection Round 1, No. 19 Overall

College Career at Pittsburgh (2019-22):

Games Played.....	37
Tackles for Loss.....	34.5
Sacks.....	16.0
Unanimous All-America	2022
ACC Defensive Player of the Year.....	2022



NDSU ROUND 2 - OL CODY MAUCH

Draft Selection Round 2, No. 48 Overall

College Career at North Dakota State (2017-22):

Games Played.....	62
Games Started	39
First-Team All-America	2022
Phil Steele FCS Offensive Lineman of the Year	2022
All-MVFC First Team.....	2021, 2022



Cardinal ROUND 3 - OLB YAYA DIABY

Draft Selection Round 3, No. 82 Overall

College Career at Louisville (2020-22):

Games Played.....	34
Total Tackles.....	94
Sacks.....	10.5
Third-Team All-ACC	2022
Previous School	Georgia Military College (2018-19)



Pitt ROUND 5- LB SIRVOCEA DENNIS

Draft Selection Round 5, No. 153 Overall

College Career at Pittsburgh (2019-22):

Games Played.....	42
Total Tackles.....	233
Tackles for Loss.....	36
Sacks.....	15
First-Team All-ACC	2022





2023 DRAFT CLASS

P ROUND 5 - TE PAYNE DURHAM

Draft Selection Round 5, No. 171 Overall

College Career at Purdue (2018-22):

Games Played	45
Receptions	126
Receiving Yards	1,275
Receiving Touchdowns.....	21
All-Big Ten Second Team.....	2022



K ROUND 6 - DB JOSH HAYES

Draft Selection Round 6, No. 181 Overall

College Career at Kansas State (2022), North Dakota State (2017-22) & Virginia (2021):

Games Played	68
Passes Defensed	21
Interceptions.....	2
All-MVFC Second Team	2019



N ROUND 6 - WR TREY PALMER

Draft Selection Round 6, No. 191 Overall

College Career at Nebraska (2022):

Receptions (Single Season Program WR Record)	71
Rec. Yards (Single Season Program Record)	1,043
Receiving Touchdowns.....	9
Second Team All-Big Ten (Media).....	2022
Previous School	LSU





E ROUND 6 - OLB JOSE RAMIREZ

Draft Selection Round 6, No. 196 Overall



College Career at Eastern Michigan (2019-22):

Games Played	36
Sacks (2nd in Program History)	20.5
Tackles for Loss (5th in Program History).....	34
First-Team All-MAC.....	2022
MAC Defensive MVP	2022





**TAMPA BAY
BUCCANEERS
OFFENSIVE PLAYER
PAGES**





MIKE EVANS

A TICKET TO CANTON



PLAYERS WITH 11,000+ RECEIVING YARDS AND 90+ TOUCHDOWNS THROUGH FIRST 10 SEASONS

Player	Yards	Touchdowns
Mike Evans	11,680	94
Marvin Harrison	12,331	110
Randy Moss	12,193	124
Jerry Rice	13,275	131

PLAYERS WITH 10,000+ RECEIVING YARDS AND 80+ TOUCHDOWNS THROUGH FIRST NINE SEASONS

Player	Yards	Touchdowns
Mike Evans	10,425	81
Marvin Harrison	11,185	98
Calvin Johnson	11,619	83
Randy Moss	10,700	101
Jerry Rice	11,776	118

MOST CAREER 1,000-YARD SEASONS

Player	Seasons
1. Jerry Rice	14
2t. Mike Evans	10
2t. Randy Moss	10
4t. Tim Brown	9
4t. Larry Fitzgerald	9
4t. Terrell Owens	9
4t. Jimmy Smith	9

LONGEST STREAKS OF 1,000-YARD SEASONS

Player (Seasons)	Streak
1. Jerry Rice (1986-1996)	11
2. Mike Evans (2014-2023)	10
3. Tim Brown (1993-2001)	9
4t. Cris Carter (1993-2000)	8
4t. Marvin Harrison (1999-2006)	8
4t. Torry Holt (2000-2007)	8

DIVISIONAL ROUND VS. DETROIT

ALL-TIME RECEIVING TD LEADERS NFL HISTORY

1. Jerry Rice	197
2. Randy Moss	156
3. Terrell Owens	153
4. Cris Carter	130
5. Marvin Harrison	128
6. Larry Fitzgerald	121
7. Antonio Gates	116
8. Tony Gonzalez	111
9t. Tim Brown	100
9t. Steve Largent	100
11. Don Hutson	99
12. Davante Adams	95
13. Mike Evans	94
14. Rob Gronkowski	92
15. Isaac Bruce	91

RECEIVING TD - FIRST 10 SEASONS

Player (Seasons)	Rec. TD
1. Jerry Rice (SF, 1985-94)	131
2. Randy Moss (MIN/OAK/NE, 1998-2007)	124
3. Marvin Harrison (IND, 1996-2005)	110
4. Terrell Owens (SF/PHI, 1996-2005)	101
5. Davante Adams (GB/LV, 2014-23)	95
6. Mike Evans (TB, 2014-23)	94
7. Larry Fitzgerald (ARI, 2004-13)	87
8t. Antonio Gates (SD, 2003-12)	83
8t. Calvin Johnson (DET, 2007-15)*	83
10. Mark Clayton (MIA, 1983-92)	81

*Played less than 10 career seasons

RECEIVING YDS - FIRST 10 SEASONS

Player (Seasons)	Yards
1. Jerry Rice (SF, 1985-94)	13,275
2. Julio Jones (ATL, 2011-20)	12,896
3. Torry Holt (STL, 1999-2007)	12,660
4. Marvin Harrison (IND, 1996-2005)	12,331
5. Randy Moss (MIN/OAK/NE, 1998-2007)	12,193
6. Mike Evans (TB, 2014-23)	11,680
7. Calvin Johnson (DET, 2007-15)*	11,619
8. Larry Fitzgerald (ARI, 2004-13)	11,367
9. DeAndre Hopkins (HOU/ARI, 2013-22)	11,298
10. Brandon Marshall (DEN/MIA/CHI/NYJ, 2006-15)	11,273

*Played less than 10 career seasons



MIKE EVANS

1 OF 1

THE ONLY RECEIVER IN NFL HISTORY WITH 1,000+ RECEIVING YARDS IN EACH OF HIS FIRST 10 SEASONS, SURPASSING HALL OF FAMER RANDY MOSS (6 SEASONS)

MIKE EVANS | RANDY MOSS



CAREER REC. TD LEADERS - ACTIVE

Player (Current Team)	TD
1. Davante Adams (LV)	95
2. Mike Evans (TB)	94
3. Jimmy Graham (NO)	89
4. DeAndre Hopkins (TEN)	78
5. Tyreek Hill (MIA)	76

CAREER REC. YARDS LEADERS - ACTIVE

Player (Current Team)	Yards
1. Julio Jones (PHI)	13,703
2. DeAndre Hopkins (TEN)	12,355
3. Mike Evans (TB)	11,680
4. Travis Kelce (KC)	11,328
5. Davante Adams (LV)	10,781

CAREER YARDS/RECEPTION

(Active Players - min. 300 receptions)

Player (Current Team)	Y/R
1. A.J. Brown (PHI)	15.7
2. Mike Williams (LAC)	15.6
3. Mike Evans (TB)	15.3
4. Justin Jefferson (MIN)	15.0
5. Julio Jones (PHI)	15.0

150-YARD RECEIVING GAMES - ACTIVE

Player (Team)	Games
1t. Tyreek Hill (MIA)	16
1t. Julio Jones (PHI)	16
3. Mike Evans (TB)	13

100-YARD RECEIVING GAMES - ACTIVE

Player (Team)	Games
1. Julio Jones (PHI)	59
2t. Davante Adams (LV)	42
2t. DeAndre Hopkins (TEN)	42
4. Keenan Allen (LAC)	38
5. Travis Kelce (KC)	37
6t. Mike Evans (TB)	36
6t. Stefon Diggs (BUF)	36
8. Amari Cooper (CLE)	35
9. Tyreek Hill (MIA)	33
10. Cooper Kupp (LAR)	31

MULTI-RECEIVING TD GAMES - ACTIVE

Player (Team)	Games
1. Davante Adams (LV)	23
2. Mike Evans (TB)	20
3. Jimmy Graham (NO)	17
4. Tyreek Hill (MIA)	15
5. DeAndre Hopkins (TEN)	14

CONSECUTIVE 60-CATCH SEASONS

(To Begin a Player's Career)

Player	Streak
1. Mike Evans	10
2. Andre Johnson	8
3t. A.J. Green	7
3t. Keyshawn Johnson	7
3t. Jarvis Landry	7

RECEIVING TD LEADERS - 2023 SEASON

Player (Team)	Rec. TD
1t. Mike Evans (TB)	13
1t. Tyreek Hill (MIA)	13
3. CeeDee Lamb (DAL)	12
4. Four Players Tied	10

RECEIVING YDS LEADERS - 2023 SEASON

Player (Team)	Yards
1. Tyreek Hill (MIA)	1,799
2. CeeDee Lamb (DAL)	1,749
3. Amon-Ra St. Brown (DET)	1,515
4. Puka Nacua (LAR)	1,486
5. A.J. Brown (PHI)	1,456
6. D.J. Moore (CHI)	1,364
7. Brandon Aiyuk (SF)	1,342
8. Nico Collins (HOU)	1,297
9. Mike Evans (TB)	1,255
10. Amari Cooper (CLE)	1,250

CLICK FOR
INFORMATION
ON THE
EVANS FAMILY
FOUNDATION

MIKE



MIKE EVANS



BE
LIKE
MIKE

MOST CONSECUTIVE 1,000-YARD SEASONS TO BEGIN CAREER

BUCCANEERS FRANCHISE RECEPTIONS LEADER

BUCCANEERS FRANCHISE RECEIVING YARDS LEADER

BUCCANEERS FRANCHISE RECEIVING TOUCHDOWNS LEADER



**2019, 2020, 2021 TAMPA BAY BUCCANEERS
WALTER PAYTON MAN OF THE YEAR**



MOST POINTS SCORED - TEAM HISTORY

Player (Seasons)	Points
1. Martín Gramática (1999-2004)	592
2. Mike Evans (2014-Present)	578
3. Michael Husted (1993-98)	502
4. Connor Barth (2009-2015)	477
5. Mike Alstott (1996-2006)	432

MOST RECEIVING YARDS - TEAM HISTORY

Player (Seasons)	Yards
1. Mike Evans (2014-Present)	11,680
2. Chris Godwin (2017-Present)	6,690
3. Mark Carrier (1987-92)	5,018
4. Kevin House (1980-86)	4,928
5. Vincent Jackson (2012-16)	4,326

MOST RECEIVING TD - TEAM HISTORY

Player (Seasons)	TD
1. Mike Evans (2014-Present)	94
2t. Jimmie Giles (1978-86)	34
2t. Chris Godwin (2017-Present)	34
4. Cameron Brate (2014-22)	33
5. Kevin House (1980-86)	31

MOST RECEPTIONS - TEAM HISTORY

Player (Seasons)	Receptions
1. Mike Evans (2014-Present)	762
2. Chris Godwin (2017-Present)	529
3. James Wilder (1981-89)	430
4. Mark Carrier (1987-92)	321
5. Warrick Dunn (1997-2008)	306

MOST SINGLE-SEASON TOUCHDOWNS

Player (Season)	Receiving TD
(Team History)	
1. Mike Evans (2021)	14
2t. Mike Evans (2023)	13
2t. Mike Evans (2020)	13
4t. Mike Evans (2014)	12
4t. Mike Evans (2016)	12

MOST SINGLE-SEASON RECEIVING YARDS

Player (Season)	Rec. Yards
(Team History)	
1. Mike Evans (2018)	1,524
2. Mark Carrier (1989)	1,422
3. Vincent Jackson (2012)	1,384
4. Chris Godwin (2019)	1,333
5. Mike Evans (2016)	1,321

MOST SINGLE-SEASON RECEPTIONS

Player (Season)	Receptions
(Team History)	
1. Keyshawn Johnson (2001)	106
2. Chris Godwin (2022)	104
3. Chris Godwin (2021)	98
4. Mike Evans (2016)	96
5t. Chris Godwin (2019)	86
5t. Mike Evans (2018)	86
5t. Mark Carrier (1989)	86



MIKE EVANS

BEST OF THE BUNCH

2014 NFL RECEIVING CLASS

CAREER RECEIVING YARDS

(2014 Wide Receiver Class)

Player (Current Team)	Receiving Yds
1. Mike Evans (TB)	11,680
2. Davante Adams (LV)	10,781
3. Brandin Cooks (DAL)	9,273
4. Odell Beckham Jr. (BAL)	7,932
5. Jarvis Landry	7,870



CAREER RECEIVING TOUCHDOWNS

(2014 Wide Receiver Class)

Player (Current Team)	Receiving TD
1. Davante Adams (LV)	95
2. Mike Evans (TB)	94
3. Odell Beckham Jr. (BAL)	59
4. Brandin Cooks (DAL)	57
5. Allen Robinson (PIT)	43

100-YARD RECEIVING GAMES

(2014 Wide Receiver Class)

Player (Current Team)	Games
1. Davante Adams (LV)	42
2. Mike Evans (TB)	36
3. Odell Beckham Jr. (BAL)	27
4. Brandin Cooks (DAL)	24
5. Jarvis Landry/Allen Robinson (PIT)	16

MOST SEASONS WITH 12+ TOUCHDOWN RECEPTIONS - NFL HISTORY

Player	Seasons
1. Jerry Rice*	8
2. Terrell Owens*	7
3t. Marvin Harrison*	6
3t. Randy Moss*	6
5. Mike Evans	5

*Member of the Pro Football Hall of Fame

SINGLE-GAME HEROICS

MOST SINGLE-GAME RECEIVING YARDS

(Team History)

Player (Opponent, Date)	Rec. Yards
1. Vincent Jackson (vs. NO, 10/21/12)	216
2. Mark Carrier (at NO, 12/6/87)	212
3. Mike Evans (at WAS, 11/16/14)	209
4. Mike Evans (vs. CAR, 1/1/23)	207
5. Antonio Bryant (at CAR, 12/8/08)	200

MOST SINGLE-GAME REC. TOUCHDOWNS

(Team History)

Player (Opponent, Date)	Receiving TD
1. Jimmie Giles (at MIA, 10/20/85)	4
2t. Mike Evans (vs. CAR, 1/1/23)	3
2t. Mike Evans (vs. CHI, 10/24/21)	3
2t. Mike Evans (vs. NYG, 9/22/19)	3
2t. Morris Owens (vs. MIA, 10/24/76)	3
2t. Breshad Perriman (at DET, 12/15/19)	3



DIVISIONAL ROUND VS. DETROIT



CHRIS GODWIN



10TH IN THE
NFL WITH **73.9**
RECEIVING
YARDS/GAME
SINCE 2019

CATCH PERCENTAGE - (2019-23)

(Wide Receivers - Min. 300 Receptions)

Player (Team)	Catch %
1. Amon-Ra St. Brown (DET)	73.4%
2. Cooper Kupp (LAR)	72.4%
3. Chris Godwin (TB)	72.2%
4. Tyler Lockett (SEA)	71.1%
5. Keenan Allen (LAC)	69.9%

YARDS AFTER CATCH LEADERS (2019-23)

(Wide Receivers Since 2019)

Player (Team)	YAC
1. Deebo Samuel (SF)	2,663
2. Cooper Kupp (LAR)	2,638
3. Davante Adams (LV)	2,415
4. Chris Godwin (TB)	2,329
5. Tyreek Hill (MIA)	2,292

YARDS AFTER CATCH/REC. - (2019-23)

(Wide Receivers Since 2019 - Min. 300 Receptions)

Player (Team)	YAC/R
1. A.J. Brown (PHI)	5.7
2. Cooper Kupp (LAR)	5.7
3. Chris Godwin (TB)	5.3
4. Amon-Ra St. Brown (DET)	5.2
5. CeeDee Lamb (DAL)	4.9

CAREER RECEIVING YARDS

(2017 Wide Receiver Class)

Player (Current Team)	Receiving Yds
1. Cooper Kupp (LAR)	7,066
2. Chris Godwin (TB)	6,690
3. JuJu Smith-Schuster (NE)	5,048
4. Mike Williams (LAC)	4,806
5. Corey Davis	3,879

CONSECUTIVE GAMES OF 5+ RECEPTIONS

(Buccaneers Franchise History)

Player (Dates)	Streak
1. Chris Godwin (10/2/22-9/17/23)	16
2. Keyshawn Johnson (12/18/00-12/16/01)	15
3. Keenan McCardell (10/26/03-12/20/03)	9
4t. Mike Evans (12/18/17-9/30/18)	7
4t. Joey Galloway (9/25/05-11/13/05)	7

DIVISIONAL ROUND VS. DETROIT

RECEIVING YARDS/GAME - SINCE 2019

(Min. 50 Games Played)

Player (Team)	RY/G
1. Justin Jefferson (MIN)	98.3
2. Tyreek Hill (MIA)	89.4
3. Davante Adams (LV)	86.6
4. Cooper Kupp (LAR)	81.6
5. Stefon Diggs (BUF)	80.3
6. CeeDee Lamb (DAL)	78.0
7. A.J. Brown (PHI)	77.2
8. Keenan Allen (LAC)	77.2
9. Travis Kelce (KC)	77.1
10. Chris Godwin (TB)	73.9



**CHRIS GODWIN WAS THE 11TH RECEIVER
TAKEN IN THE 2017 NFL DRAFT.
HERE'S HOW HE STACKS UP TO HIS CLASS...**

CAREER RECEIVING TOUCHDOWNS

(2017 Wide Receiver Class)

Player (Current Team)	Receiving TD
1. Cooper Kupp (LAR)	51
2. Chris Godwin (TB)	34
3. Mike Williams (LAC)	31
4. JuJu Smith-Schuster (NE)	30
5. Kenny Golladay/Curtis Samuel (WAS)	22

CLICK FOR
INFORMATION
ON THE TEAM
GODWIN
FOUNDATION





CHRIS GODWIN



MOST 100-YARD GAMES - TEAM HISTORY

Player (Seasons)	Games
1. Mike Evans (2014-Present)	36
2. Chris Godwin (2017-Present)	20
3. Mark Carrier (1987-92)	15
4. Kevin House (1980-86)	14
5. Vincent Jackson (2012-16)	13

MOST RECEIVING TD - TEAM HISTORY

Player (Seasons)	TD
1. Mike Evans (2014-Present)	94
2t. Jimmie Giles (1978-86)	34
2t. Chris Godwin (2017-Present)	34
4. Cameron Brate (2014-2022)	33
5. Kevin House (1980-86)	31

MOST RECEIVING YARDS - TEAM HISTORY

Player (Seasons)	Yards
1. Mike Evans (2014-Present)	11,680
2. Chris Godwin (2017-Present)	6,690
3. Mark Carrier (1987-92)	5,018
4. Kevin House (1980-86)	4,928
5. Vincent Jackson (2012-16)	4,326

MOST RECEPTIONS - TEAM HISTORY

Player (Seasons)	Receptions
1. Mike Evans (2014-Present)	762
2. Chris Godwin (2017-Present)	529
3. James Wilder (1981-89)	430
4. Mark Carrier (1987-92)	321
5. Warrick Dunn (1997-2001, 2008)	306

RECEPTIONS/GAME - 2022 SEASON

Player (Team)	R/G
1. Cooper Kupp (LAR)	8.3
2. Justin Jefferson (MIN)	7.5
3. Ja'Marr Chase (CIN)	7.3
4. DeAndre Hopkins (ARI)	7.1
5. Tyreek Hill (MIA)	7.0
6. Chris Godwin (TB)	6.9
7. Stefon Diggs (BUF)	6.8

RECEPTIONS/GAME - 2021 SEASON

Player (Team)	R/G
1. Cooper Kupp (LAR)	8.5
2. Davante Adams (GB)	7.7
3. Chris Godwin (TB)	7.0
4. Diontae Johnson (PIT)	6.7
5. Keenan Allen (LAC)	6.6

RECEIVING YARDS/GAME - 2021 SEASON

Player (Team)	Yds/G
1. Cooper Kupp (LAR)	114.5
2. Davante Adams (GB)	97.1
3. Justin Jefferson (MIN)	95.1
4. Deebo Samuel (SF)	87.8
5. Ja'Marr Chase (CIN)	85.6
6. Mark Andrews (BAL)	80.1
7. Chris Godwin (TB)	78.8
8. Tee Higgins (CIN)	77.9
9. Tyler Lockett (SEA)	73.4
10. Tyreek Hill (KC)	72.9



BREAKOUT SEASON - 2019

MOST SINGLE-SEASON RECEIVING YARDS

Player (Season)	(Team History)	Rec. Yards
1. Mike Evans (2018)		1,524
2. Mark Carrier (1989)		1,422
3. Vincent Jackson (2012)		1,384
4. Chris Godwin (2019)		1,333
5. Mike Evans (2016)		1,321

MOST SINGLE-SEASON RECEPTIONS

Player (Season)	(Team History)	Receptions
1. Keyshawn Johnson (2001)		106
2t. Chris Godwin (2022)		104
2t. Chris Godwin (2021)		98
4. Mike Evans (2016)		96
5t. Chris Godwin (2019)		86
5t. Mike Evans (2018)/ Mark Carrier (1989)		86

RECEIVING YARDS - 2019 LEADERS

Player (Team)	Rec. Yards
1. Michael Thomas (NO)	1,725
2. Julio Jones (ATL)	1,394
3. Chris Godwin (TB)	1,333
4. Travis Kelce (KC)	1,229
5. DeVante Parker (MIA)	1,202



BAKER MAYFIELD



NO. 2 SINCE 2018

FOR COMPLETION PERCENTAGE IN TIGHT WINDOWS (36.6%), PER TRUMEDIA

TD-TO-INT RATIO LEADERS

(2023 Season)

Player (Team)	TD/INT
1. C.J. Stroud (HOU)	4.6
2. Dak Prescott (DAL)	4.0
3. Kirk Cousins (MIN)	3.6
4. Lamar Jackson (BAL)	3.4
5. Russell Wilson (DEN)	3.3
6. Derek Carr (NO)	3.1
7. Jordan Love (GB)	2.9
8. Justin Herbert (LAC)	2.9
9. Brock Purdy (SF)	2.8
10. Baker Mayfield (TB)	2.8



PASSING YARDS LEADERS

(2023 Season)

Player (Team)	Yards
1. Tua Tagovailoa (MIA)	4,624
2. Jared Goff (DET)	4,575
3. Dak Prescott (DAL)	4,516
4. Josh Allen (BUF)	4,306
5. Brock Purdy (SF)	4,280
6. Patrick Mahomes (KC)	4,183
7. Jordan Love (GB)	4,159
8. C.J. Stroud (HOU)	4,108
9. Baker Mayfield (TB)	4,044
10. Trevor Lawrence (JAC)	4,016

COMPLETION % IN TIGHT WINDOWS

(Since 2018, Min. 2,500 Pass Attempts, <1 Yard of Separation)

Player (Team)	Comp %
1. Dak Prescott (DAL)	36.7%
2. Baker Mayfield (TB)	36.6%
3. Kirk Cousins (MIN)	35.7%
4. Matthew Stafford (LAR)	35.1%
5. Derek Carr (NO)	33.3%

COMPLETIONS IN TIGHT WINDOWS

(Since 2018, <1 Yard of Separation)

Player (Team)	Comp.
1. Dak Prescott (DAL)	187
2. Baker Mayfield (TB)	166
3t. Kirk Cousins (MIN)	159
3t. Derek Carr (NO)	159
5. Tom Brady	155

2023 PASSER RATING WHEN PRESSURED

(2023 Season - Among Qualified Passers)

Player (Team)	Rtg.
1. Kyler Murray (ARI)	94.3
2. Lamar Jackson (BAL)	88.5
3. Baker Mayfield (TB)	87.9

PASSING TOUCHDOWN LEADERS

(2023 Season)

Player (Team)	Pass TD
1. Dak Prescott (DAL)	36
2. Jordan Love (GB)	32
3. Brock Purdy (SF)	31
4. Jared Goff (DET)	30
5t. Josh Allen (BUF)	29
5t. Tua Tagovailoa (MIA)	29
7. Baker Mayfield (TB)	28
8. Patrick Mahomes (KC)	27
9. Russell Wilson (DEN)	26
10. Derek Carr (NO)	25

PASSING YARDS WHEN PRESSURED

(2023 Season - Among Qualified Passers)

Player (Team)	Yards
1. Sam Howell (WAS)	1,186
2. Baker Mayfield (TB)	1,043
3. Jared Goff (DET)	921

1 OF 5 PLAYERS WITH 3,500+ PASSING YARDS 20+ PASSING TOUCHDOWNS IN EACH OF THEIR FIRST THREE SEASONS (J. HERBERT, A. LUCK, P. MANNING, K. MURRAY)



RACHAAD WHITE

2023 SEASON - AMONG RBs

NO. 3 IN RECEIVING YARDS (549)
NO. 4 IN SCRIMMAGE YARDS (1,539)
NO. 4 IN RECEPTIONS (64)



SCRIMMAGE YARDS LEADERS - 2023

Player (Team)	Scrim. Yards
1. Christian McCaffrey (SF)	2,023
2. CeeDee Lamb (DAL)	1,862
3. Tyreek Hill (MIA)	1,814
4. Breece Hall (NYJ)	1,585
5. Puka Nacua (LAR)	1,575
6. James Cook (BUF)	1,567
7t. Rachaad White (TB)	1,539
7t. Amon-Ra St. Brown (DET)	1,539

RB RECEIVING YARDS LEADERS - 2023

Player (Team)	Rec. Yards
1. Breece Hall (NYJ)	591
2. Christian McCaffrey (SF)	564
3. Rachaad White (TB)	549
4. Bijan Robinson (ATL)	487
5. Travis Etienne (JAC)	476

RB RECEPTION LEADERS - 2023

Player (Team)	Rec.
1. Breece Hall (NYJ)	76
2. Alvin Kamara (NO)	75
3. Christian McCaffrey (SF)	67
4. Rachaad White (TB)	64
5. Jaylen Warren (PIT)	61

RB CATCH PERCENTAGE - 2023

Player (Team)	Rec. %
1. Rachaad White (TB)	91.4%
2. Isiah Pacheco (KC)	89.8%
3. Samaje Perine (DEN)	89.3%
4. Chuba Hubbard (CAR)	88.6%
5. Alvin Kamara (NO)	87.2%



RB YARDS AFTER CATCH - 2023

Player (Team)	YAC
1. Breece Hall (NYJ)	649
2. Rachaad White (TB)	611
3. Travis Etienne (JAC)	523
4. Austin Ekeler (LAC)	521
5. Bijan Robinson (ATL)	519

RB 100-YD SCRIMMAGE GAMES - 2023

Player (Team)	Games
1. Christian McCaffrey (SF)	12
2. Kyren Williams (LAR)	9
3. James Cook (BUF)	8
4t. Rachaad White (TB)	7
4t. Derrick Henry (TEN)	7

RB SCRIMMAGE TDS SINCE WEEK 9

(2023 Season)

Player (Team)	Scrim. TD
1. Joe Mixon (CIN)	10
2t. Jahmyr Gibbs (DET)	9
2t. Derrick Henry	9
2t. Raheem Mostert (MIA)	9
5t. Rachaad White (TB)	8
5t. Three Others Tied	8

CAREER SCRIMMAGE TOUCHDOWNS


(2022 Running Back Class)

Player (Team)	Scrim. TD
1. Kenneth Walker III (SEA)	18
2. Kyren Williams (LAR)	15
3t. Breece Hall (NYJ)	14
3t. Isiah Pacheco (KC)	14
5t. Rachaad White (TB)	12
5t. Brian Robinson Jr. (WAS)	12


CAREER SCRIMMAGE YARDS

(2022 Running Back Class)

Player (Team)	Scrim. Yards
1. Kenneth Walker III (SEA)	2,379
2. Rachaad White (TB)	2,310
3. Breece Hall (NYJ)	2,266
4. James Cook (BUF)	2,254
5. Isiah Pacheco (KC)	2,139



**TAMPA BAY
BUCCANEERS
DEFENSIVE PLAYER
PAGES**





SHAQUIL BARRETT



**NO. 1 SINCE 2019
IN STRIP SACKS (15)**

STRIP SACK LEADERS - SINCE 2019

Player (Team)	SS
1. Shaquil Barrett (TB)	15
2. T.J. Watt (PIT)	14
3t. Myles Garrett (CLE)	13
3t. Haason Reddick (PHI)	13
5. Chandler Jones	12

SACK LEADERS - SINCE 2019

Player (Team)	Sacks
1. T.J. Watt (PIT)	76.5
2. Myles Garrett (CLE)	68.0
3. Trey Hendrickson (CIN)	57.5
4. Nick Bosa (SF)	53.5
5. Maxx Crosby (LV)	52.0
6t. Aaron Donald (LAR)	51.5
6t. Chris Jones (KC)	51.5
6t. Haason Reddick (PHI)	51.5
9. Khalil Mack (LAC)	48.5
10t. Danielle Hunter (MIN)	47.5
10t. Matt Judon (NE)	47.5
12t. Cameron Jordan (NO)	46.0
12t. Brian Burns (CAR)	46.0
14t. Shaquil Barrett (TB)	45.0
14t. Josh Allen (BUF)	45.0



PRESSURES PER GAME - SINCE 2019

(Minimum 50 Games Played)

Player (Team)	Press./G
1. Micah Parsons (DAL)	4.56
2. Myles Garrett (CLE)	4.44
3. Nick Bosa (SF)	4.32
4. Aaron Donald (LAR)	4.07
5. Trey Hendrickson (CIN)	3.95
6. T.J. Watt (PIT)	3.82
7. Josh Allen (JAC)	3.81
8. Danielle Hunter (MIN)	3.75
9. Za'Darius Smith (CLE)	3.62
10. Shaquil Barrett (TB)	3.56

45+ SACKS AND 15+ FF SINCE 2019

Player (Team)	Sacks	FF
Shaquil Barrett (TB)	45.0	15
Khalil Mack (LAC)	48.5	15
T.J. Watt (PIT)	76.5	20

TAMPA BAY ALL-TIME FF LEADERS

(Since 1993 - Per TruMedia Records)

Player (Team)	FF
1. Lavonte David (2012-Present)	28
2. Simeon Rice (2001-06)	25
3. Derrick Brooks (1995-2008)	17
4. Shaquil Barrett (2019-Present)	15
5. Rondé Barber (1997-2012)	14

MOST SINGLE-SEASON SACKS

(Team History)

Player (Season)	Sacks
1. Shaquil Barrett (2019)	19.5
2. Warren Sapp (2000)	16.5
3. Simeon Rice (2002)	15.5
4. Simeon Rice (2003)	15.0
5. Simeon Rice (2005)	14.0

SINGLE-SEASON SACKS - UNDRAFTED

(NFL History)

Player (Team, Season)	Sacks
1. Shaquil Barrett (TB, 2019)	19.5
2t. Greg Brown (PHI, 1984)	16.0
2t. James Harrison (PIT, 2008)	16.0
4. John Randle (MIN, 1997)	15.5
5t. Adewale Ogunleye (MIA, 2003)	15.0
5t. Cameron Wake (MIA, 2012)	15.0

TAMPA BAY ALL-TIME SACK LEADERS

Player (Seasons)	Sacks
1. LeeRoy Selmon (1976-84)	78.5
2. Warren Sapp (1995-2003)	77.0
3. Simeon Rice (2001-06)	69.5
4. Gerald McCoy (2010-18)	54.5
5. Shaquil Barrett (2019-Present)	45.0



LAVONTE DAVID

MAY I HAVE YOUR ATTENTION, PLEASE?



1 OF 5

PLAYERS IN NFL HISTORY WITH **1,300+ TACKLES**, **25.0+ SACKS**, AND **10+ INT** THROUGH **11 CAREER SEASONS**, JOINING LONDON FLETCHER, RAY LEWIS, BOBBY WAGNER AND JUNIOR SEAU (PER PFR)

LAVONTE DAVID | CAPTAIN

DAVID HAS BEEN NAMED A TEAM CAPTAIN FOR TAMPA BAY IN 10 CONSECUTIVE SEASONS AND IS THE LONGEST-TENURED PLAYER ON THE BUCCANEERS ROSTER.

NFL ACTIVE TACKLE LEADERS

Player (Current Team)	Tackles
1. Bobby Wagner (SEA)	1,700
2. Lavonte David (TB)	1,477
3. Demario Davis (NO)	1,241
4. C.J. Mosley (NYJ)	1,061
5. Eric Kendricks (LAC)	1,036

NFL ACTIVE SOLO TACKLE LEADERS

Player (Current Team)	Solo Tackles
1. Lavonte David (TB)	1,033
2. Bobby Wagner (SEA)	994
3. Demario Davis (NO)	806
4. Harrison Smith (MIN)	761
5. Kareem Jackson (HOU)	734

NFL ACTIVE TACKLE FOR LOSS LEADERS

Player (Current Team)	TFL
1. Aaron Donald (LAR)	176
2. Calais Campbell (ATL)	175
3. Von Miller (BUF)	164
4. Lavonte David (TB)	160
5. Cameron Jordan (NO)	153

NFL ACTIVE INT LEADERS - LBs

Player (Current Team)	INT
1t. Jordan Hicks (MIN)	13
1t. Deion Jones (CAR)	13
1t. Bobby Wagner (SEA)	13
4t. Lavonte David (TB)	12
4t. Shaquille Leonard (PHI)/C.J. Mosley (NYJ)	12

ACTIVE PASSES DEFENSED LEADERS - LBs

Player (Current Team)	PD
1. Bobby Wagner (SEA)	68
2. Lavonte David (TB)	64
3. Eric Kendricks (LAC)	57
4t. Deion Jones (CAR)	53
4t. C.J. Mosley (NYJ)	53



ACTIVE FUMBLE RECOVERY LEADERS

Player (Current Team)	FR
1. Lavonte David (TB)	18
2. Fletcher Cox (PHI)	14
3. Calais Campbell (ATL)	13
4. Khalil Mack (LAC)	12
5. Three Players Tied	11

ACTIVE FORCED FUMBLE LEADERS

Player (Current Team)	FF
1. Khalil Mack (LAC)	30
2. Lavonte David (TB)	28
3t. Von Miller (BUF)	27
3t. T.J. Watt (PIT)	27
5. Aaron Donald (LAR)	24



LAVONTE DAVID



HALL OF FAME CALIBER

NOTABLE LINEBACKERS - FIRST 12 SEASONS

Player (Seasons)	Tackles	Sacks	INT	FF	FR
Bobby Wagner (2012-23)	1,704	33.0	13	6	10
Zach Thomas^ (1996-2007)	1,639	19.5	17	16	7
Derrick Brooks^^ (1995-2006)	1,532	13.5	24	21	4
Ray Lewis^^ (1996-2007)	1,518	30.0	25	10	13
Lavonte David (2012-23)	1,478	33.5	12	28	18
Junior Seau^ (1990-2001)	1,396	45.5	14	10	16
Brian Urlacher^^ (2000-11)	1,290	41.5	21	10	14
Lance Briggs (2003-12)	1,178	15.0	16	19	7
Luke Kuechly*- (2012-19)	1,092	12.5	18	7	8
Patrick Willis- (2007-14)	950	20.5	8	16	5

**NUMBERS
NEVER
LIE**

^ Selected to Pro Football Hall of Fame
* Won NFL Defensive Player of the Year in that span.
- Retired after eight seasons.

AN ALL-TIME BUCCANEER

BUCCANEERS ALL-TIME TACKLE LEADERS

Player (Seasons)	Tackles
1. Derrick Brooks (1995-2008)	2,198
2. Lavonte David (2012-Present)	1,477
3. Ronde Barber (1997-2012)	1,428
4. Hardy Nickerson (1993-99)	1,028
5. Shelton Quarles (1997-2006)	985

1 OF 4 PLAYERS IN BUCCANEERS HISTORY WITH **1,000+** CAREER TACKLES.

TAMPA BAY ALL-TIME FUMBLE RECOVERIES

Player (Seasons)	FR
1. Lavonte David (2012-Present)	18
2. Ronde Barber (1997-2012)	12
3t. John Cannon (1982-90)	11
3t. Cecil Johnson (1977-85)	11
5. Lee Roy Selmon (1976-84)	10

INTERCEPTIONS BY A LB - TEAM HISTORY

Player (Seasons)	INT
1. Derrick Brooks (1995-2008)	25
2. Lavonte David (2012-Present)	12
3. Dave Lewis (1977-81)	10
4t. Cecil Johnson (1977-85)	9
4t. Richard Wood (1976-84)	9

181 CAREER GAMES ... THE 5TH-MOST GAMES PLAYED IN FRANCHISE HISTORY.

181 CAREER STARTS ... THE 4TH-MOST STARTS IN FRANCHISE HISTORY.



DEVIN WHITE

NO. 1 IN THE NFL SINCE 2019 INSIDE LINEBACKER QB HITS

INSIDE LB QB HITS - SINCE 2019

Player (Team)	QB Hits
1. Devin White (TB)	64
2. Demario Davis (NO)	50
3. Foye Oluokun (JAC)	35
4. Bobby Wagner (SEA)	34
5. Patrick Queen (BAL)	33

INSIDE LB SACKS - SINCE 2019

Player (Team)	Sacks
1. Demario Davis (NO)	24.0
2. Devin White (TB)	23.0
3. Frankie Luvu (CAR)	17.5
4. Bobby Wagner (SEA)	16.5
5. Roquan Smith (BAL)	15.0

TOTAL TACKLES - SINCE 2019

Player (Team)	Tackles
1. Bobby Wagner (LAR)	790
2. Roquan Smith (BAL)	729
3. Foye Oluokun (JAC)	722
4. Fred Warner (SF)	642
5. Jordan Hicks (MIN)	620
6. Eric Kendricks (LAC)	614
7. Lavonte David (TB)	593
8. Alex Singleton (DEN)	571
9. Devin White (TB)	566
10. Demario Davis (NO)	565

FUMBLE RECOVERIES - SINCE 2019

Player (Team)	FR
1. T.J. Watt (PIT)	10
2t. Devin White (TB)	9
2t. Vonn Bell (CAR)	9
4t. Antoine Winfield Jr. (TB)	8
4t. Chandler Jones	8



GET LIVE 45

THE ONLY PLAYER WITH
**100+ TACKLES AND
9.0+ SACKS IN A SEASON
SINCE 2012. (2020).**

**1 OF 2 PLAYERS WITH
500+ TACKLES,
20.0+ SACKS AND
10+ TAKEAWAYS IN THEIR
FIRST FIVE NFL SEASONS
DATING BACK TO 2000
(BRIAN URLACHER).**

WHITE'S **18 TACKLES VS.
WAS ON 11/14/21 WERE
THE SECOND-MOST BY A
PLAYER WITH MULTIPLE
SACKS IN A GAME DATING
BACK TO 1994.**





ANTOINE WINFIELD JR.



15.0 SACKS

THE MOST BY
A SAFETY IN
FRANCHISE
HISTORY

DB SACK LEADERS - SINCE 2020

Player (Team)	Sacks
1. Antoine Winfield Jr. (TB)	15.0
2. Jamal Adams (SEA)	9.5
3. Donovan Wilson (DAL)	8.5
4t. Derwin James (LAC)	8.0
4t. Brandon Jones (MIA)	8.0

DB FF LEADERS - SINCE 2020

Player (Team)	FF
1. Antoine Winfield Jr. (TB)	11
2. Marlon Humphrey (BAL)	10
3t. Vonn Bell (CAR)	8
3t. Josh Norman (BUF)	8
5. Terrance Mitchell (SF)	7

DB QB HIT LEADERS - SINCE 2020

Player (Team)	QBH
1. Antoine Winfield Jr. (TB)	21
2. Jamal Adams (SEA)	19
3t. Derwin James (LAC)	16
3t. Harrison Smith (MIN)	16
5t. Brandon Jones (MIA)/Donovan Wilson (DAL)	14

2023 DB TACKLE LEADERS

Player (Team)	Tackles
1. Camryn Bynum (MIN)	137
2. Jessie Bates III (ATL)	132
3. Derwin James (LAC)	125
4t. Antoine Winfield Jr. (TB)	122
4t. Kevin Byard (PHI)	122

2023 HIGHEST GRADED SAFETIES

(Min. 625 Defensive Snaps, per PFF)

Player (Team)	Def. Grade
1. Antoine Winfield Jr. (TB)	91.2
2. Jessie Bates III (ATL)	90.6
3. Jevon Holland (MIA)	90.4
4. Xavier McKinney (NYG)	87.8
5. Jabrill Peppers (NE)	87.3

1 OF 3 DEFENSIVE BACKS WITH 5.0+ SACKS, 10+ TAKEAWAYS AND 350+ TACKLES SINCE THE START OF THE 2020 SEASON.

DB SACK LEADERS - 2022 SEASON

Player (Team)	Sacks
1. Donovan Wilson (DAL)	5.0
2t. Antoine Winfield Jr. (TB)	4.0
2t. Jaquan Brisker (CHI)	4.0
2t. Derwin James (LAC)	4.0
5. L'Jarius Sneed (KC)	3.5

DB TFL LEADERS - 2022 SEASON

Player (Team)	TFL
1. Desmond King (HOU)	10
2. Rodney McLeod (CLE)	8
3t. Antoine Winfield Jr. (TB)	7
3t. Adrian Amos (NYJ)	7
3t. Jayron Kearse (DAL)	7
3t. Donovan Wilson (DAL)	7



MOST PASS BREAKUPS - SAFETIES

(2023 Season, per PFF)

Player (Team)	PBU
1. Marcus Williams (BAL)	8
2t. Antoine Winfield Jr. (TB)	7
2t. Alohi Gilman (LAC)	7

THE LONE DEFENSIVE BACK WITH 10+ SACKS, 5+ FORCED FUMBLES AND 5+ FUMBLE RECOVERIES THROUGH THEIR FIRST FOUR SEASONS (SINCE AT LEAST 2000)

2023 TAMPA BAY BUCCANEERS DEPTH CHART

OFFENSE

WR 13 Mike Evans	<u>10 Trey Palmer</u>	19 David Moore
WR 14 Chris Godwin	83 Deven Thompkins	<u>18 Rakim Jarrett</u>
LT 78 Tristan Wirfs	77 Justin Skule	
LG 64 Aaron Stinnie	71 Matt Feiler	
C 70 Robert Hainsey		
RG <u>69 Cody Mauch</u>	60 Nick Leverett	
RT 67 Luke Goedeke	73 Brandon Walton	
TE 41 Ko Kieft		
TE 88 Cade Otton	<u>87 Payne Durham</u>	
QB 6 Baker Mayfield	2 Kyle Trask	11 John Wolford
RB 1 Rachaad White	22 Chase Edmonds	<u>44 Sean Tucker</u>

DEFENSE

DL <u>94 Calijah Kancey</u>	79 Patrick O'Connor	
NT 50 Vita Ve	96 Greg Gaines	
DL 90 Logan Hall	92 William Gholston	
OLB <u>0 Yaya Diaby</u>	9 Joe Tryon-Shoyinka	<u>58 Markees Watts</u>
ILB 45 Devin White	52 K.J. Britt	51 J.J. Russell
ILB 54 Lavonte David	<u>8 SirVocea Dennis</u>	
OLB 7 Shaquil Barrett	98 Anthony Nelson	49 Cam Gill
CB 35 Jamel Dean	27 Zyon McCollum	
CB 24 Carlton Davis III	<u>29 Christian Izien</u>	<u>32 Josh Hayes</u>
S 31 Antoine Winfield Jr.	<u>26 Kaevon Merriweather</u>	
S 23 Ryan Neal	30 Dee Delaney	

SPECIALISTS

P 5 Jake Camarda		
PK 4 Chase McLaughlin		
KO 5 Jake Camarda		
H 5 Jake Camarda		
LS 97 Zach Triner		
PR 83 Deven Thompkins	<u>10 Trey Palmer</u>	
KR 83 Deven Thompkins	1 Rachaad White	

Rookies Underlined

2023 TAMPA BAY BUCCANEERS PRONUNCIATION GUIDE

PLAYERS

Jake Camarda	kuh-MARD-uh	Cody Mauch	m(OW)k
Lavonte David	luh-VAWN-tay	Chase McLaughlin	mick-LOFF-lin
SirVocea Dennis	sir-VAH-see-ay	Kaevon Merriweather	kay-vawn
Yaya Diaby	dee-AW-bee	Cade Otton	AWT-in
Silas Dzansi (PS IR)	JAN-zee	Derrek Pitts (PS)	duh-REEK
Matt Feiler	FILE-er	Deadrin Senat	DEE-drin suh-NOT
William Gholston	GOAL-ston	Justin Skule	SCHOOL
Luke Goedeke	GED-uh-kee	Tanner Taula (PS)	t(OW)la
Christian Izien	IZ-ee-en	Zach Triner	TRINN-er
Rakim Jarrett	rah-KIMM	Joe Tryon-Shoyinka	try-on shoh-YEEN-kuh
Calijah Kancey	KAN-see	Vita Ve	VEET-uh VAY-uh
Ko Kieft	KEEFT	John Wolford	WOHL-ferd

2023 TAMPA BAY BUCCANEERS NUMERICAL ROSTER

(as of 1/8/24)

No.	Name	Pos.	Ht.	Wt.	Age	NFL Exp.	College	Hometown	How Acq.
0	Yaya Diaby	OLB	6-4	270	24	R	Louisville	Atlanta, GA	D3-'23
1	Rachaad White	RB	6-0	214	25	2	Arizona State	Kansas City, MO	D3-'22
2	Kyle Trask	QB	6-5	236	25	3	Florida	Manvel, TX	D2-'21
4	Chase McLaughlin	K	6-0	190	27	5	Illinois	Cypress, TX	UFA (IND)-'23
5	Jake Camarda	P	6-1	193	24	2	Georgia	Norcross, GA	D4b-'22
6	Baker Mayfield	QB	6-1	215	28	6	Oklahoma	Austin, TX	UFA (LAR)-'23
7	Shaquil Barrett	OLB	6-2	250	31	10	Colorado State	Baltimore, MD	UFA (DEN)-'19
8	SirVocea Dennis	LB	6-1	230	23	R	Pittsburgh	Syracuse, NY	D5a-'23
9	Joe Tryon-Shoyinka	OLB	6-5	259	24	3	Washington	Renton, WA	D1-'21
10	Trey Palmer	WR	6-1	190	22	R	Nebraska	Kentwood, LA	D6b-'23
11	John Wolford	QB	6-1	218	28	4	Wake Forest	Jacksonville, FL	UFA (LAR)-'23
13	Mike Evans	WR	6-5	231	30	10	Texas A&M	Galveston, TX	D1-'14
14	Chris Godwin	WR	6-1	209	27	7	Penn State	Middletown, DE	D3a-'17
18	Rakim Jarrett	WR	6-0	192	22	R	Maryland	Palmer Park, MD	FA-'23
19	David Moore	WR	6-0	219	29	5	East Central	Gainesville, TX	FA-'23
22	Chase Edmonds	RB	5-9	201	27	6	Fordham	Harrisburg, PA	UFA (DEN)-'23
23	Ryan Neal	S	6-3	200	28	4	Southern Illinois	Memilville, IN	UFA (SEA)-'23
24	Carlton Davis III	CB	6-1	206	27	6	Auburn	Miami, FL	D2c-'18
26	Kaevon Merriweather	S	6-0	212	24	R	Iowa	Belleville, MI	FA-'23
27	Zyon McCollum	CB	6-2	199	24	2	Sam Houston State	Galveston, TX	D5-'22
29	Christian Izien	S	5-10	200	23	R	Rutgers	Far Rockaway, NY	FA-'23
30	Dee Delaney	DB	5-11	200	28	3	Miami (FL)	Beaufort, SC	FA-'21
31	Antoine Winfield Jr.	S	5-9	203	25	4	Minnesota	The Woodlands, TX	D2-'20
32	Josh Hayes	DB	6-0	190	24	R	Kansas State	Lakeland, FL	D6a-'23
35	Jamel Dean	CB	6-1	206	27	5	Auburn	Cocoa, FL	D3a-'19
41	Ko Kieft	TE	6-5	265	25	2	Minnesota	Sioux Center, IA	D6-'22
44	Sean Tucker	RB	5-10	205	22	R	Syracuse	Owings Mills, MD	FA-'23
45	Devin White	LB	6-0	237	25	5	LSU	Springhill, LA	D1-'19
49	Cam Gill	OLB	6-3	240	26	4	Wagner	Douglasville, GA	FA-'20
50	Vita Vea	NT	6-4	347	28	6	Washington	Milpitas, CA	D1-'18
51	J.J. Russell	LB	6-1	225	25	2	Memphis	Grenada, MS	FA-'22
52	K.J. Britt	LB	6-0	235	24	3	Auburn	Oxford, AL	D5-'21
54	Lavonte David	LB	6-1	233	33	12	Nebraska	Miami, FL	D2-'12
58	Markees Watts	OLB	6-1	240	24	R	Charlotte	Lancaster, SC	FA-'23
60	Nick Leverett	OL	6-4	310	27	3	Rice	Salisbury, NC	FA-'20
64	Aaron Stinnie	G	6-3	312	29	6	James Madison	Charlottesville, VA	W(TEN)-'19
67	Luke Goedeke	T	6-5	312	25	2	Central Michigan	Whitelaw, WI	D2b-'22
69	Cody Mauch	G	6-6	303	25	R	North Dakota State	Hankinson, ND	D2-'23
70	Robert Hainsey	C	6-4	306	25	3	Notre Dame	Pittsburgh, PA	D3-'21
71	Matt Feiler	G	6-6	330	31	7	Bloomsburg	Strasburg, PA	FA-'23
73	Brandon Walton	OL	6-5	300	25	2	Florida Atlantic	Largo, FL	W(PIT)-'21
77	Justin Skule	T	6-6	315	27	4	Vanderbilt	Clifton, VA	FA-'22
78	Tristan Wirfs	T	6-5	320	24	4	Iowa	Mount Vernon, IA	D1-'20
79	Patrick O'Connor	DL	6-4	270	30	5	Eastern Michigan	Chicago, IL	FA-'17
83	Deven Thompkins	WR	5-8	155	24	2	Utah State	Fort Myers, FL	FA-'22
87	Payne Durham	TE	6-5	255	23	R	Purdue	Suwanee, GA	D5b-'23
88	Cade Otton	TE	6-5	247	24	2	Washington	Tumwater, WA	D4a-'22
90	Logan Hall	DL	6-6	283	23	2	Houston	Belton, TX	D2a-'22
92	William Gholston	DL	6-6	281	32	11	Michigan State	Detroit, MI	D4b-'13
94	Calijah Kancey	DL	6-0	280	22	R	Pittsburgh	Miami, FL	D1-'23
96	Greg Gaines	DL	6-1	312	27	5	Washington	La Habra, CA	UFA (LAR)-'23
97	Zach Triner	LS	6-3	245	32	5	Assumption	Marshfield, MA	FA-'19
98	Anthony Nelson	OLB	6-7	271	26	5	Iowa	Urbandale, IA	D4-'19

PRACTICE SQUAD

No.	Name	Pos.	Ht.	Wt.	Age	NFL Exp.	College	Hometown	How Acq.
15	Richard LeCounte III	S	5-11	196	24	2	Georgia	Riceboro, GA	FA-'23
16	Keenan Isaac	CB	6-3	190	23	R	Alabama State	Midfield, AL	FA-'23
17	Raleigh Webb	WR	6-2	212	25	2	The Citadel	Acworth, GA	FA-'23
25	Patrick Laird	RB	6-1	205	28	4	California	San Luis Obispo, CA	FA-'22
28	Cephus Johnson III	WR	6-5	220	23	R	Southeastern Louisiana	Mobile, AL	FA-'23
33	Jose Ramirez	OLB	6-2	252	24	R	Eastern Michigan	Lake Alfred, FL	D6c-'23
34	Quandre Mosely	CB	6-2	195	24	1	Kentucky	Brunswick, GA	FA-'23
38	Derrek Pitts Jr.	CB	6-1	193	25	R	North Carolina State	Dunbar, WV	FA-'23
56	Deadrin Senat	DT	6-1	305	29	5	USF	Immokalee, FL	FA-'22
61	Silas Dzansi	T	6-5	335	25	R	Virginia Tech	Woodbridge, VA	FA-'23
72	Luke Haggard	OL	6-7	305	24	R	Indiana	Petaluma, CA	FA-'23
74	Logan Stenberg	OL	6-6	315	26	4	Kentucky	Madison, AL	FA-'23
81	Ryan Miller	WR	6-2	221	23	R	Furman	Jackson, TN	FA-'23
84	Tanner Taula	TE	6-6	255	25	R	Illinois State	Blue Springs, MO	FA-'23
89	David Wells	TE	6-6	260	28	3	San Diego State	Clovis, CA	FA-'22
95	C.J. Brewer	DL	6-2	290	26	1	Coastal Carolina	Bowdon, GA	FA-'23

INJURED RESERVE

No.	Name	Pos.	Ht.	Wt.	Age	NFL Exp.	College	Hometown	How Acq.
3	Russell Gage Jr.	WR	6-0	184	27	6	LSU	Baton Rouge, LA	UFA (ATL)-'22
66	Ryan Jensen	C	6-4	319	32	10	Colorado State-Pueblo	Fort Morgan, CO	UFA (BAL)-'18
91	Mike Greene	DL	6-3	293	24	1	James Madison	Richmond, VA	FA-'22

Head Coach: Todd Bowles

Assistant Coaches: Harold Goodwin (assistant head coach/run game coordinator); Keith Armstrong (special teams coordinator); Dave Canales (offensive coordinator); Larry Foote (inside linebackers/pass game coordinator); Kacy Rodgers (defensive line/run game coordinator); Tim Atkins (assistant secondary); Cory Bichey (assistant strength & conditioning); Mike Chiurco (defensive assistant); George Edwards (outside linebackers); Sarah Evans (senior manager of coaching operations); Joey Fitzgerald (defensive quality control); Joe Gilbert (offensive line); Brad Idzik (wide receivers); Maral Javadifar (director of rehabilitation/performance coach); Rashad Johnson (assistant secondary); Jeff Kastl (offensive quality control); Thaddeus Lewis (quarterbacks); Tom Moore (senior offensive assistant); Skip Peete (running backs); Anthony Piroli (head strength & conditioning); Nick Rapone (safeties); David Raih (senior offensive analyst); Kevin Ross (cornerbacks); Jordan Somerville (assistant quarterbacks); Keith Tandy (defensive/special teams assistant); John Van Dam (tight ends); Chad Wade (assistant strength & conditioning); DeAndre Ward (assistant strength & conditioning)

2023 TAMPA BAY BUCCANEERS ALPHABETICAL ROSTER

(as of 1/8/24)

No.	Name	Pos.	Ht.	Wt.	Birthdate	NFL Exp.	College	Hometown	2023 GP/GS
7	Barrett, Shaquil	OLB	6-2	250	11/17/92	10	Colorado State	Baltimore, MD	16/16
52	Britt, K.J.	LB	6-0	235	6/4/99	3	Auburn	Oxford, AL	16/4
5	Camarda, Jake	P	6-1	193	4/20/99	2	Georgia	Norcross, GA	17/0
54	David, Lavonte	LB	6-1	233	1/23/90	12	Nebraska	Miami, FL	15/15
24	Davis III, Carlton	CB	6-1	206	12/31/96	6	Auburn	Miami, FL	12/12
35	Dean, Jamel	CB	6-1	206	10/15/96	5	Auburn	Cocoa, FL	13/13
30	Delaney, Dee	DB	5-11	200	2/20/95	3	Miami	Beaufort, SC	17/12
8	Dennis, SirVocea	LB	6-1	230	3/9/00	R	Pittsburgh	Syracuse, NY	13/0
0	Diaby, Yaya	OLB	6-4	270	5/30/99	R	Louisville	Atlanta, GA	17/7
87	Durham, Payne	TE	6-5	255	6/15/00	R	Purdue	Suwanee, GA	13/2
22	Edmonds, Chase	RB	5-9	201	4/13/96	6	Fordham	Harrisburg, PA	13/0
13	Evans, Mike	WR	6-5	231	8/21/93	10	Texas A&M	Galveston, TX	17/17
71	Feiler, Matt	G	6-6	330	7/7/92	7	Bloomsburg	Strasburg, PA	13/6
96	Gaines, Greg	DL	6-1	312	5/6/96	5	Washington	La Habra, CA	17/2
92	Gholston, William	DL	6-6	281	7/31/91	11	Michigan State	Detroit, MI	16/1
49	Gill, Cam	OLB	6-3	240	12/14/97	4	Wagner	Douglasville, GA	15/0
14	Godwin, Chris	WR	6-1	209	2/27/96	7	Penn State	Middletown, DE	17/17
67	Goedeke, Luke	T	6-5	312	11/21/98	2	Central Michigan	Whiteland, WI	17/17
70	Hainsey, Robert	C	6-4	306	8/12/98	3	Notre Dame	Pittsburgh, PA	17/17
90	Hall, Logan	DL	6-6	283	4/22/00	2	Houston	Belton, Texas	16/13
32	Hayes, Josh	DB	6-0	190	4/24/99	R	Kansas State	Lakeland, FL	15/0
29	Izien, Christian	S	5-10	200	6/8/00	R	Rutgers	Far Rockaway, NY	17/4
18	Jarrett, Rakim	WR	6-0	192	1/24/01	R	Maryland	Palmer Park, MD	10/0
94	Kancey, Calijah	DL	6-0	280	3/1/01	R	Pittsburgh	Miami, FL	14/14
41	Kieft, Ko	TE	6-5	265	1/20/98	2	Minnesota	Sioux Center, IA	16/7
60	Leverett, Nick	OL	6-4	310	1/11/97	3	Rice	Salisbury, NC	3/0
69	Mauch, Cody	G	6-6	303	1/15/99	R	North Dakota State	Hankinson, ND	17/17
6	Mayfield, Baker	QB	6-1	215	2/24/95	6	Oklahoma	Austin, TX	17/17
27	McCollum, Zyon	CB	6-2	199	5/3/99	2	Sam Houston State	Galveston, TX	17/9
4	McLaughlin, Chase	K	6-0	190	4/9/96	5	Illinois	Cypress, TX	17/0
26	Merrweather, Kaevon	S	6-0	212	12/20/99	R	Iowa	Belleville, MI	16/2
19	Moore, David	WR	6-0	219	1/15/95	5	East Central	Gainesville, TX	7/0
23	Neal, Ryan	S	6-3	200	12/24/95	4	Southern Illinois	Merrillville, IN	15/13
98	Nelson, Anthony	OLB	6-7	271	3/4/97	5	Iowa	Urbandale, IA	16/0
79	O'Connor, Patrick	DL	6-4	270	11/1/93	4	Eastern Michigan	Chicago, IL	11/0
88	Otton, Cade	TE	6-5	247	4/15/99	2	Washington	Tumwater, WA	17/17
10	Palmer, Trey	WR	6-1	190	4/2/01	R	Nebraska	Kentwood, LA	17/8
51	Russell, J.J.	LB	6-1	225	10/12/98	2	Memphis	Grenada, MS	9/1
77	Skule, Justin	T	6-6	315	11/23/96	4	Vanderbilt	Clifton, VA	17/0
64	Stinnie, Aaron	G	6-3	312	2/18/94	6	James Madison	Charlottesville, VA	13/11
83	Thompkins, Deven	WR	5-8	155	12/23/99	2	Utah State	Fort Myers, FL	17/1
2	Trask, Kyle	QB	6-5	236	3/6/98	3	Florida	Manvel, TX	2/0
97	Triner, Zach	LS	6-3	245	1/30/91	5	Assumption	Marshfield, MA	17/0
9	Tryon-Shoyinka, Joe	OLB	6-5	259	4/30/99	3	Washington	Renton, WA	17/12
44	Tucker, Sean	RB	5-10	205	10/25/01	R	Syracuse	OWings Mills, MD	11/0
50	Vea, Vita	NT	6-4	347	2/5/95	6	Washington	Milpitas, CA	15/15
73	Walton, Brandon	OL	6-5	300	3/18/98	2	Florida Atlantic	Largo, FL	4/0
58	Watts, Markees	OLB	6-1	240	12/7/99	R	Charlotte	Lancaster, SC	7/0
45	White, Devin	LB	6-0	237	2/17/98	5	LSU	Springhill, LA	14/13
1	White, Rachaad	RB	6-0	214	1/12/99	2	Arizona State	Kansas City, MO	17/17
31	Winfield Jr., Antoine	S	5-9	203	8/16/98	4	Minnesota	The Woodlands, TX	17/17
78	Wirfs, Tristan	T	6-5	320	1/24/99	4	Iowa	Mount Vernon, IA	17/17
11	Wolford, John	QB	6-1	218	10/16/95	4	Wake Forest	Jacksonville, FL	-

PRACTICE SQUAD

No.	Name	Pos.	Ht.	Wt.	Birthdate	NFL Exp.	College	Hometown	2023 GP/GS
95	Brewer, C.J.	DL	6-2	290	11/22/97	1	Coastal Carolina	Bowdon, GA	-
61	Dzansi, Silas	T	6-5	335	6/13/98	R	Virginia Tech	Woodbridge, VA	-
72	Haggard, Luke	OL	6-7	305	1/3/00	R	Indiana	Petaluma, CA	-
16	Isaac, Keenan	CB	6-3	190	2/17/00	R	Alabama State	Midfield, AL	2/0
28	Johnson III, Cephus	WR	6-5	220	9/21/99	R	Southeastern Louisiana	Mobile, AL	-
25	Laird, Patrick	RB	6-1	205	8/17/95	4	California	San Luis Obispo, CA	-
15	LeCounte III, Richard	S	5-11	196	9/11/98	2	Georgia	Riceboro, GA	2/0
81	Miller, Ryan	WR	6-2	221	2/20/00	R	Furman	Jackson, TN	1/0
34	Mosely, Quandre	CB	6-2	195	5/18/99	1	Kentucky	Brunswick, GA	-
38	Pitts Jr., Derrek	CB	6-1	193	8/8/98	R	North Carolina State	Dunbar, WV	4/0
33	Ramirez, Jose	OLB	6-2	252	5/9/99	R	Eastern Michigan	Lake Alfred, FL	-
56	Senat, Deadrin	DT	6-1	305	7/22/94	5	USF	Immokalee, FL	3/0
74	Stenberg, Logan	OL	6-6	315	3/18/97	4	Kentucky	Madison, AL	-
84	Taula, Tanner	TE	6-6	255	12/6/98	R	Illinois State	Blue Springs, MO	-
17	Webb, Raleigh	WR	6-2	212	12/28/97	2	The Citadel	Acworth, GA	-
89	Wells, David	TE	6-6	260	5/2/95	3	San Diego State	Clovis, CA	6/0

INJURED RESERVE

No.	Name	Pos.	Ht.	Wt.	Birthdate	NFL Exp.	College	Hometown	2023 GP/GS
3	Gage Jr., Russell	WR	6-0	184	1/22/96	6	LSU	Baton Rouge, LA	-
91	Greene, Mike	DL	6-3	293	5/3/99	1	James Madison	Richmond, VA	10/2
66	Jensen, Ryan	C	6-4	319	5/27/91	10	Colorado State-Pueblo	Fort Morgan, CO	-

Head Coach: Todd Bowles

Assistant Coaches: Harold Goodwin (assistant head coach/run game coordinator); Keith Armstrong (special teams coordinator); Dave Canales (offensive coordinator); Larry Foote (inside linebackers/pass game coordinator); Kacy Rodgers (defensive line/run game coordinator); Tim Atkins (assistant secondary); Cory Bichey (assistant strength & conditioning); Mike Chiurco (defensive assistant); George Edwards (outside linebackers); Sarah Evans (senior manager of coaching operations); Joey Fitzgerald (defensive quality control); Joe Gilbert (offensive line); Brad Idzik (wide receivers); Maral Javadifar (director of rehabilitation/performance coach); Rashad Johnson (assistant secondary); Jeff Kastl (offensive quality control); Thaddeus Lewis (quarterbacks); Tom Moore (senior offensive assistant); Skip Peete (running backs); Anthony Piroli (head strength & conditioning); Nick Rapone (safeties); David Raih (senior offensive analyst); Kevin Ross (cornerbacks); Jordan Somerville (assistant quarterbacks); Keith Tandy (defensive/special teams assistant); John Van Dam (tight ends); Chad Wade (assistant strength & conditioning); DeAndre Ward (assistant strength & conditioning).

2023 TAMPA BAY BUCCANEERS ROSTER BY POSITION

No.	Name	Pos.	College	Ht.	Wt.	Age	NFL Exp.
<u>Defensive Linemen (6)</u>							
96	Greg Gaines	DL	Washington	6-1	312	27	5
92	William Gholston	DL	Michigan State	6-6	281	32	11
90	Logan Hall	DL	Houston	6-6	283	23	2
94	Calijah Kancey	DL	Pittsburgh	6-0	280	22	R
79	Patrick O'Connor	DL	Eastern Michigan	6-4	270	30	4
50	Vita Vea	NT	Washington	6-4	347	28	6
<u>Outside Linebacker (6)</u>							
7	Shaquil Barrett	OLB	Colorado State	6-2	250	31	10
0	Yaya Diaby	OLB	Louisville	6-4	270	24	R
49	Cam Gill	OLB	Wagner	6-3	240	26	4
98	Anthony Nelson	OLB	Iowa	6-7	271	26	5
9	Joe Tryon-Shoyinka	OLB	Washington	6-5	259	24	3
58	Markees Watts	OLB	Charlotte	6-1	240	24	R
<u>Inside Linebacker (5)</u>							
52	K.J. Britt	LB	Auburn	6-0	235	24	3
54	Lavonte David	LB	Nebraska	6-1	233	33	12
8	SirVocea Dennis	LB	Pittsburgh	6-1	230	23	R
51	J.J. Russell	LB	Memphis	6-1	225	25	1
45	Devin White	LB	LSU	6-0	237	25	5
<u>Cornerback (5)</u>							
24	Carlton Davis III	CB	Auburn	6-1	206	27	6
35	Jamel Dean	CB	Auburn	6-1	206	27	5
30	Dee Delaney	CB	Miami (FL)	5-11	200	28	3
32	Josh Hayes	CB	Kansas State	6-0	190	24	R
27	Zyon McCollum	CB	Sam Houston State	6-2	199	24	2
<u>Safety (4)</u>							
29	Christian Izien	S	Rutgers	5-10	200	23	R
26	Kaevon Merriweather	S	Iowa	6-0	212	24	R
23	Ryan Neal	S	Southern Illinois	6-3	200	28	4
31	Antoine Winfield Jr.	S	Minnesota	5-9	203	25	4
<u>Long Snapper (1)</u>							
97	Zach Triner	LS	Assumption	6-3	245	32	5
<u>Punter (1)</u>							
5	Jake Camarda	P	Georgia	6-1	193	24	2
<u>Kicker (1)</u>							
4	Chase McLaughlin	K	Illinois	6-0	190	27	5
<u>Offensive Line (9)</u>							
71	Matt Feiler	G	Bloomsburg	6-6	330	31	7
67	Luke Goedeke	T	Central Michigan	6-5	312	25	2
70	Robert Hainsey	C	Notre Dame	6-4	306	25	3
60	Nick Leverett	OL	Rice	6-4	310	27	3
69	Cody Mauch	G	North Dakota State	6-6	303	24	R
77	Justin Skule	T	Vanderbilt	6-6	315	27	4
64	Aaron Stinnie	G	James Madison	6-6	315	27	6
73	Brandon Walton	OL	Florida Atlantic	6-5	300	25	2
78	Tristan Wirfs	T	Iowa	6-5	320	24	4
<u>Tight End (3)</u>							
87	Payne Durham	TE	Purdue	6-5	255	23	R
41	Ko Kieft	TE	Minnesota	6-5	265	25	2
88	Cade Otton	TE	Washington	6-05	247	24	2
<u>Running Back (3)</u>							
22	Chase Edmonds	RB	Fordham	5-9	201	27	6
44	Sean Tucker	RB	Syracuse	5-10	205	22	R
1	Rachaad White	RB	Arizona State	6-0	214	25	2
<u>Wide Receiver (6)</u>							
13	Mike Evans	WR	Texas A&M	6-5	231	30	10
14	Chris Godwin	WR	Penn State	6-1	209	27	7
18	Rakim Jarrett	WR	Maryland	6-0	192	22	R
19	David Moore	WR	East Central	6-0	219	28	5
10	Trey Palmer	WR	Nebraska	6-1	190	22	R
83	Deven Thompson	WR	Utah State	5-8	155	24	2
<u>Quarterback (3)</u>							
6	Baker Mayfield	QB	Oklahoma	6-1	215	28	6
2	Kyle Trask	QB	Florida	6-5	236	25	2
11	John Wolford	QB	Wake Forest	6-1	218	28	4

2023 TAMPA BAY BUCCANEERS BY EXPERIENCE

No.	Name	Pos.	Birthdate	Age	NFL Exp.	College
12th Year (1)						
54	Lavonte David	LB	1/23/90	33	12	Nebraska
11th Year (1)						
92	William Gholston	DL	7/31/91	32	11	Michigan State
10th Year (2)						
7	Shaquil Barrett	OLB	11/17/92	31	10	Colorado State
13	Mike Evans	WR	8/21/93	30	9	Texas A&M
7th Year (2)						
71	Matt Feiler	G	7/7/92	31	7	Bloomsburg
14	Chris Godwin	WR	2/27/96	27	7	Penn State
6th Year (5)						
24	Carlton Davis III	CB	12/31/96	27	6	Auburn
22	Chase Edmonds	RB	4/13/96	27	6	Fordham
6	Baker Mayfield	QB	2/14/95	28	6	Oklahoma
64	Aaron Stinnie	G	2/18/94	29	6	James Madison
50	Vita Vea	NT	2/5/95	28	6	Washington
5th Year (8)						
35	Jamel Dean	CB	10/15/96	27	5	Auburn
96	Greg Gaines	DL	5/6/96	27	5	Washington
4	Chase McLaughlin	K	4/9/96	27	5	Illinois
19	David Moore	WR	1/15/95	29	5	East Central
98	Anthony Nelson	OLB	3/4/97	26	5	Iowa
79	Patrick O'Connor	DL	11/1/93	29	5	Eastern Michigan
97	Zach Triner	LS	1/30/91	32	5	Assumption
45	Devin White	LB	2/17/98	25	5	LSU
4th Year (6)						
49	Cam Gill	OLB	12/14/97	26	4	Wagner
23	Ryan Neal	S	12/24/95	28	4	Southern Illinois
77	Justin Skule	T	11/23/96	27	4	Vanderbilt
31	Antoine Winfield Jr.	S	8/16/98	25	4	Minnesota
78	Tristan Wirfs	T	1/24/99	24	4	Iowa
11	John Wolford	QB	10/16/95	28	4	Wake Forest
3rd Year (6)						
52	K.J. Britt	LB	6/4/99	24	3	Auburn
30	Dee Delaney	DB	2/20/95	28	3	Miami (FL)
70	Robert Hainsey	C	8/12/98	25	3	Notre Dame
60	Nick Leverett	OL	1/11/97	27	3	Rice
2	Kyle Trask	QB	3/6/98	25	3	Florida
9	Joe Tryon-Shoyinka	OLB	4/30/99	24	3	Washington
2nd Year (10)						
5	Jake Camarda	P	4/20/99	24	2	Georgia
67	Luke Goedeke	T	11/21/98	25	2	Central Michigan
90	Logan Hall	DL	4/22/00	23	2	Houston
41	Ko Kieft	TE	1/20/98	25	2	Minnesota
27	Zyon McCollum	CB	5/3/99	24	2	Sam Houston State
88	Cade Otton	TE	4/15/99	24	2	Washington
51	J.J. Russell	LB	10/12/98	25	2	Memphis
83	Deven Thompson	WR	12/23/99	24	2	Utah State
73	Brandon Walton	OL	3/18/98	25	2	Florida Atlantic
1	Rachaad White	RB	1/12/99	25	2	Arizona State
Rookies/1st Year (11)						
8	SirVocea Dennis	LB	3/9/00	23	R	Pittsburgh
0	Yaya Diaby	OLB	5/30/99	24	R	Louisville
87	Payne Durham	TE	6/15/00	23	R	Purdue
32	Josh Hayes	DB	4/24/99	24	R	Kansas State
29	Christian Izien	S	6/8/00	23	R	Rutgers
18	Rakim Jarrett	WR	1/24/01	22	R	Maryland
94	Calijah Kancey	DL	3/1/01	22	R	Pittsburgh
69	Cody Mauch	G	11/15/99	24	R	North Dakota State
26	Kaevon Merriweather	S	12/20/99	24	R	Iowa
10	Trey Palmer	WR	4/2/01	22	R	Nebraska
44	Sean Tucker	RB	10/25/01	22	R	Syracuse
58	Markees Watts	OLB	12/7/99	24	R	Charlotte

2023 TAMPA BAY BUCCANEERS - HOW THEY WERE BUILT

	<u>DRAFT</u>	<u>TRADES</u>	<u>WAIVERS</u>	<u>FREE AGENTS</u>
2012	Lavonte David (2)			
2013	William Gholston (4b)			
2014	Mike Evans (1)			
2015				
2016				
2017	Chris Godwin (3a)			Patrick O'Connor
2018	Vita Vea (1) Carlton Davis III (2c)			Ryan Jensen (BAL)
2019	Devin White (1) Jamel Dean (3a) Anthony Nelson (4)		Aaron Stinnie (TEN)	Shaquil Barrett (DEN) Zach Triner
2020	Tristan Wirfs (1) Antoine Winfield Jr. (2)			Cam Gill Nick Leverett
2021	Joe Tryon-Shoyinka (1) Kyle Trask (2) Robert Hainsey (3) K.J. Britt (5)		Brandon Walton (PIT)	Dee Delaney
2022	Logan Hall (2a) Luke Goedeke (2b) Rachaad White (3) Cade Otton (4a) Jake Camarda (4b) Zyon McCollum (5) Ko Kieft (6)			Russell Gage Jr. (ATL) Mike Greene J. J. Russell Justin Skule Deven Thompkins
2023	Calijah Kancey (1) Cody Mauch (2) Yaya Diaby (3) SirVocea Dennis (5a) Payne Durham (5b) Josh Hayes (6a) Trey Palmer (6b)			Chase Edmonds (DEN) Matt Feiler Greg Gaines (LAR) Christian Izien Rakim Jarrett Baker Mayfield (LAR) Chase McLaughlin (IND) David Moore Kaevon Merriweather Ryan Neal (SEA) Sean Tucker Markees Watts John Wolford (LAR)

2023 GAME-BY-GAME STARTERS

OPP	OFFENSE											QB	OTHER
	WR	LT	LG	C	RG	RT	TE/WR	WR	TE	RB			
@MIN	M. Evans	T. Wrfs	M. Feiler	R. Hainsey	C. Mauch	L. Goedeke	K. Kieft	C. Godwin	C. Otton	R. White	B. Mayfield		
CHI	M. Evans	T. Wrfs	M. Feiler	R. Hainsey	C. Mauch	L. Goedeke	D. Thompkins	C. Godwin	C. Otton	R. White	B. Mayfield		
PHI	M. Evans	T. Wrfs	M. Feiler	R. Hainsey	C. Mauch	L. Goedeke	K. Kieft	C. Godwin	C. Otton	R. White	B. Mayfield		
@NO	M. Evans	T. Wrfs	M. Feiler	R. Hainsey	C. Mauch	L. Goedeke	K. Kieft	C. Godwin	C. Otton	R. White	B. Mayfield		
DET	M. Evans	T. Wrfs	M. Feiler	R. Hainsey	C. Mauch	L. Goedeke	K. Kieft	C. Godwin	C. Otton	R. White	B. Mayfield		
ATL	M. Evans	T. Wrfs	M. Feiler	R. Hainsey	C. Mauch	L. Goedeke	K. Kieft	C. Godwin	C. Otton	R. White	B. Mayfield		
@BUF	M. Evans	T. Wrfs	A. Stinnie	R. Hainsey	C. Mauch	L. Goedeke	T. Palmer	C. Godwin	C. Otton	R. White	B. Mayfield		
@HOU	M. Evans	T. Wrfs	A. Stinnie	R. Hainsey	C. Mauch	L. Goedeke	T. Palmer	C. Godwin	C. Otton	R. White	B. Mayfield		
TEN	M. Evans	T. Wrfs	A. Stinnie	R. Hainsey	C. Mauch	L. Goedeke	P. Durham	C. Godwin	C. Otton	R. White	B. Mayfield		
@SF	M. Evans	T. Wrfs	A. Stinnie	R. Hainsey	C. Mauch	L. Goedeke	K. Kieft	C. Godwin	C. Otton	R. White	B. Mayfield		
@IND	M. Evans	T. Wrfs	A. Stinnie	R. Hainsey	C. Mauch	L. Goedeke	T. Palmer	C. Godwin	C. Otton	R. White	B. Mayfield		
CAR	M. Evans	T. Wrfs	A. Stinnie	R. Hainsey	C. Mauch	L. Goedeke	P. Durham	C. Godwin	C. Otton	R. White	B. Mayfield		
@ATL	M. Evans	T. Wrfs	A. Stinnie	R. Hainsey	C. Mauch	L. Goedeke	T. Palmer	C. Godwin	C. Otton	R. White	B. Mayfield		
@GB	M. Evans	T. Wrfs	A. Stinnie	R. Hainsey	C. Mauch	L. Goedeke	T. Palmer	C. Godwin	C. Otton	R. White	B. Mayfield		
JAC	M. Evans	T. Wrfs	A. Stinnie	R. Hainsey	C. Mauch	L. Goedeke	T. Palmer	C. Godwin	C. Otton	R. White	B. Mayfield		
NO	M. Evans	T. Wrfs	A. Stinnie	R. Hainsey	C. Mauch	L. Goedeke	T. Palmer	C. Godwin	C. Otton	R. White	B. Mayfield		
@CAR	M. Evans	T. Wrfs	A. Stinnie	R. Hainsey	C. Mauch	L. Goedeke	T. Palmer	C. Godwin	C. Otton	R. White	B. Mayfield		
PHI	M. Evans	T. Wrfs	A. Stinnie	R. Hainsey	C. Mauch	L. Goedeke	P. Durham	C. Godwin	C. Otton	R. White	B. Mayfield		

OPP	DEFENSE											S	OTHER
	DL	NT	DL	OLB	ILB	ILB	ILB	OLB	CB	S			
@MIN	L. Hall	V. Vea	C. Kancey	J. Tryon-Shoyinka	D. White	L. David	S. Barrett	C. Davis III	J. Dean	A. Winfield	R. Neal		
CHI	L. Hall	V. Vea	M. Greene	J. Tryon-Shoyinka	D. White	L. David	S. Barrett	Z. McCollum	J. Dean	A. Winfield	R. Neal		
PHI	L. Hall	V. Vea	M. Greene	J. Tryon-Shoyinka	D. White	L. David	S. Barrett	Z. McCollum	J. Dean	A. Winfield	R. Neal		
@NO	L. Hall	V. Vea	—	J. Tryon-Shoyinka	D. White	L. David	S. Barrett	C. Davis III	Z. McCollum	A. Winfield	R. Neal	C. Izien	
DET	L. Hall	V. Vea	C. Kancey	J. Tryon-Shoyinka	D. White	L. David	S. Barrett	C. Davis III	J. Dean	A. Winfield	R. Neal		
ATL	L. Hall	V. Vea	C. Kancey	J. Tryon-Shoyinka	D. White	L. David	S. Barrett	C. Davis III	J. Dean	A. Winfield	R. Neal		
@BUF	—	G. Gaines	C. Kancey	J. Tryon-Shoyinka	D. White	L. David	S. Barrett	C. Davis III	J. Dean	A. Winfield	R. Neal	C. Izien	
@HOU	W. Gholston	V. Vea	C. Kancey	J. Tryon-Shoyinka	D. White	L. David	S. Barrett	Z. McCollum	J. Dean	A. Winfield	R. Neal		
TEN	L. Hall	V. Vea	C. Kancey	J. Tryon-Shoyinka	D. White	L. David	S. Barrett	C. Davis III	J. Dean	A. Winfield	R. Neal		
@SF	L. Hall	V. Vea	C. Kancey	J. Tryon-Shoyinka	D. White	L. David	S. Barrett	C. Davis III	J. Dean	A. Winfield	R. Neal		
@IND	Y. Diaby	V. Vea	C. Kancey	J. Tryon-Shoyinka	D. White	L. David	S. Barrett	C. Davis III	J. Dean	A. Winfield	R. Neal		
CAR	—	V. Vea	C. Kancey	Y. Diaby	J.J. Russell	—	S. Barrett	C. Davis III	J. Dean	A. Winfield	K. Merrinweather		
@ATL	L. Hall	G. Gaines	C. Kancey	Y. Diaby	K.J. Britt	L. David	S. Barrett	C. Davis III	Z. McCollum	A. Winfield	D. Delaney	C. Izien	
@GB	L. Hall	V. Vea	C. Kancey	Y. Diaby	K.J. Britt	L. David	S. Barrett	C. Davis III	Z. McCollum	A. Winfield	D. Delaney	C. Izien	
JAC	L. Hall	V. Vea	C. Kancey	Y. Diaby	K.J. Britt	L. David	S. Barrett	Z. McCollum	J. Dean	A. Winfield	R. Neal		
NO	L. Hall	V. Vea	C. Kancey	Y. Diaby	D. White	L. David	S. Barrett	C. Davis III	J. Dean	A. Winfield	R. Neal		
@CAR	L. Hall	V. Vea	C. Kancey	Y. Diaby	D. White	L. David	J. Tryon-Shoyinka	Z. McCollum	J. Dean	A. Winfield	R. Neal		
PHI	L. Hall	V. Vea	C. Kancey	Y. Diaby	K.J. Britt	L. David	S. Barrett	C. Davis III	J. Dean	A. Winfield	—	W. Gholston	

2023 PLAYTIME PERCENTAGES - OFFENSE

OFFENSE	@MIN	CHI	PHI	@NO	DET	ATL	@BUF	@HOU	TEN	@SF	@IND	CAR	@ATL	@GB	JAC	NO	@CAR	PHI	PLAYS	PCT
TOTAL PLAYS	68	71	47	71	56	73	68	66	65	71	60	62	68	62	74	56	65	70	1,173	

QUARTERBACKS

Mayfield	68	71	47	71	56	73	68	66	64	71	58	62	68	62	74	56	65	70	1,170	100%
Trask	DNP	DNP	DNP	DNP	DNP	DNP	DNP	DNP	1	DNP	2	DNP	DNP	DNP	DNP	DNP	DNP	DNP	3	2%

RUNNING BACKS

R. White	54	51	43	50	44	55	56	53	46	57	52	54	57	50	50	41	48	49	910	78%
C. Edmonds	8	3	IR	IR	IR	IR	8	18	15	9	7	IA	IA	IA	24	15	17	21	177	19%
K. Vaughn	IA	IA	0	21	12	18	4	5	IA	IA	IA	IA	IA	N/A	N/A	N/A	N/A	N/A	60	16%
S. Tucker	10	17	4	0	0	0	IA	IA	1	0	0	0	0	DNP	DNP	DNP	DNP	DNP	32	4%

TIGHT ENDS

Otton	66	69	43	71	54	70	66	66	62	68	60	61	66	56	72	53	61	66	1,130	96%
Kieft	32	18	10	15	14	12	6	10	7	9	8	10	3	13	17	IA	23	18	225	20%
Durham	IA	IA	IA	IA	6	15	8	10	11	12	12	11	4	13	11	6	9	15	143	16%
Wells	8	18	5	8	IA	IA	IA	IA	IA	IA	PS	PS	PS	PS	PS	4	PS	PS	43	14%

WIDE RECEIVERS

Godwin	58	53	41	53	47	51	58	58	50	57	50	52	57	50	59	48	50	52	944	80%
Evans	57	43	38	26	45	57	58	55	47	56	55	51	63	53	57	46	56	56	919	78%
Palmer	23	35	34	53	37	47	55	48	54	51	41	38	58	35	39	41	29	24	742	63%
Thompkins	18	32	10	45	14	19	11	9	15	16	4	13	5	11	14	7	8	8	259	22%
Moore	PS	PS	PS	PS	PS	PS	PS	PS	PS	PS	11	8	14	16	23	16	17	32	137	26%
Janett	6	16	6	13	7	21	10	8	14	14	IR	IR	IR	IR	IR	IR	IA	IA	115	18%
Miller	PS	PS	PS	PS	PS	PS	PS	PS	PS	PS	PS	3	PS	PS	PS	PS	PS	PS	3	5%

OFFENSIVE LINE

Hainsey	68	71	47	71	56	73	68	66	65	71	60	62	68	62	74	56	65	70	1,173	100%
Mauch	68	71	47	71	56	73	68	66	65	71	60	62	68	62	74	56	65	70	1,173	100%
Goedke	68	71	47	71	56	73	68	66	65	71	60	62	68	62	74	56	65	70	1,173	100%
Wirfs	68	71	47	71	56	73	68	66	65	69	60	61	68	62	74	56	65	70	1,170	100%
Stinnie	DNP	DNP	1	DNP	DNP	0	68	66	65	71	60	62	68	62	74	56	65	70	788	87%
Feller	68	71	47	71	56	73	IA	IA	IA	IA	0	0	0	0	0	0	0	0	386	43%
Skule	0	0	0	0	0	0	0	0	0	2	0	1	1	1	4	3	7	10	29	2%

KEY

- DNP= Did Not Play
- IA= Inactive
- IR= Injured Reserve
- IR/DR= Injured Reserve/Designated to Return
- N/A= Not With Team
- PS= Practice Squad
- PUP= Reserve/Physically Unable to Perform
- R/S= Reserve/Suspended List
- W/_ =With Other Team

2023 PLAYTIME PERCENTAGES - DEFENSE

DEFENSE	@MIN	CHI	PHI	@NO	DET	ATL	@BUF	@HOU	TEN	@SF	@IND	CAR	@ATL	@GB	JAC	NO	@CAR	PHI	PLAYS	PCT
TOTAL PLAYS	64	53	80	65	70	65	69	72	63	60	73	72	72	60	66	70	52	59	1,185	
DEFENSIVE LINE																				
Vea	38	34	43	44	44	36	IA	50	39	38	46	46	IA	28	35	48	38	37	644	62%
Kancey	11	IA	IA	IA	40	40	41	59	46	32	46	47	57	35	40	43	40	37	614	62%
Hall	40	34	49	41	33	43	18	IA	31	40	23	31	44	27	31	44	28	30	572	51%
Gainey	26	19	42	25	24	31	48	23	24	23	25	21	52	28	26	24	13	25	499	42%
Greene	30	25	33	24	16	6	10	9	6	9	IA	IR	IR	IR	IR	IR	IR	IR	168	25%
Grohston	11	7	36	14	15	15	18	29	12	19	16	16	17	IA	0	13	7	14	259	23%
Senat	N/A	N/A	IA	PS	PS	PS	9	PS	PS	PS	PS	PS	9	0	IA	IA	N/A	PS	18	9%
O'Connor	PS	0	5	0	IA	IA	IA	2	PS	PS	6	0	10	11	2	4	2	8	50	6%
LINEBACKERS																				
David	61	53	80	65	70	65	69	71	63	43	IA	IA	72	60	66	70	49	57	1,014	98%
D. White	63	53	76	65	70	65	69	72	62	60	73	IA	IA	IA	63	51	52	26	920	94%
Barrett	39	28	46	43	45	43	45	56	31	39	44	48	45	32	36	IA	32	44	696	62%
Tyson-Shoyinka	28	50	43	43	51	45	39	48	24	34	28	27	24	18	23	34	24	21	600	51%
Diaty	26	23	25	21	30	20	24	17	27	21	48	47	37	36	35	46	32	30	545	46%
Nelson	25	24	33	21	IA	19	25	24	23	23	32	24	26	28	30	32	20	25	434	39%
Russell	PS	0	0	0	PS	PS	PS	PS	PS	PS	0	71	0	0	IA	IA	0	IA	71	22%
Britt	2	0	4	0	0	0	0	1	1	0	2	7	65	55	3	20	IA	33	193	17%
Dennis	3	IA	IA	IA	0	1	0	1	0	17	66	IA	5	5	0	0	3	2	103	11%
Watts	DNP	DNP	DNP	DNP	DNP	DNP	DNP	DNP	11	3	0	7	13	6	IA	5	IA	IA	45	10%
Gill	0	3	0	2	16	1	5	0	4	IA	IA	1	0	0	8	22	0	7	69	7%
DEFENSIVE BACKS																				
Winfield Jr.	63	53	80	65	70	64	69	72	63	60	72	71	72	60	44	70	52	59	1,159	98%
Davis III	64	IA	IA	65	70	65	69	72	IA	45	73	72	58	IA	10	IA	52	59	774	90%
Dean	63	52	38	IA	70	64	69	10	63	35	IA	IA	IA	60	66	70	52	59	771	85%
McCollum	0	53	80	65	2	9	0	62	63	29	72	71	72	60	59	70	17	42	826	70%
Izien	36	40	39	47	37	23	63	46	42	21	56	62	34	47	63	39	24	31	750	63%
Neal	64	53	79	2	67	60	69	20	21	IA	16	57	17	IA	6	26	24	0	581	55%
Delaney	0	1	24	63	0	0	0	48	37	20	54	38	32	47	60	25	0	0	449	38%
Merlweather	0	0	0	0	0	0	IA	0	0	34	0	35	28	17	20	14	11	3	162	15%
Pitts	IA	0	18	IA	IA	IA	N/A	PS	PS	PS	PS	PS	PS	0	PS	0	PS	PS	18	7%
Hayes	0	0	0	0	0	0	0	0	IA	15	0	0	14	IA	0	0	0	0	29	3%

N/A= Not With Team
 PS= Practice Squad
 PJP= Reserve/Physically Unable to Perform
 R/S= Reserve/Suspended List
 R/CE=Reserve/Commissioner's Exempt List
 W/_ =With Other Team

TAMPA BAY BUCCANEERS' 2023 PERSONNEL LOG

(By Date)

January 17 – Signed T **Dylan Cook**, DB **Don Gardner**, WR **Kaylon Geiger Sr.**, DL **Mike Greene**, T **Grant Hermanns**, RB **Patrick Laird**, DB **Duron Lowe**, DL **Willington Previlon**, OLB **Hamilcar Rashed Jr.**, T **Justin Skule**, OLB **Charles Snowden**, S **Nolan Turner** and TE **David Wells** to future contracts.

January 18 – Signed OL **Michael Niese** and LB **J.J. Russell** to future contracts.

January 19 – Parted ways with Offensive Coordinator **Byron Leftwich**, Specialists Coach **Chris Boniol**, Wide Receivers Coach **Kevin Garver**, Assistant Defensive Line Coach **Lori Locust** and Running Backs Coach **Todd McNair**. Announced the retirement of Quarterbacks Coach **Clyde Christensen**, Senior Offensive Assistant **Rick Christophel** and Outside Linebackers Coach **Bob Sanders**.

January 23 – Signed TE **Dominique Dafney** to a future contract.

January 25 – Signed K **Jake Verity** to a future contract.

February 16 – Named **Dave Canales** as offensive coordinator.

February 27 – Named **George Edwards** as outside linebackers coach, **Brad Idzik** as wide receivers coach, **Skip Peete** as running backs coach. Promoted **Thaddeus Lewis** to quarterbacks coach.

March 7 – Released T **Donovan Smith**.

March 15 – Re-signed CB **Jamel Dean**. Traded G **Shaq Mason** and a 2023 seventh-round draft pick to Houston for a 2023 sixth-round draft pick. Re-signed G **Aaron Stinnie**.

March 16 – Re-signed OLB **Anthony Nelson**.

March 17 – Signed QB **Baker Mayfield**. Released TE **Cameron Brate** and RB **Leonard Fournette**.

March 20 – Re-signed OLB **Cam Gill** and DL **Patrick O'Connor**. Signed RB **Chase Edmonds**.

March 23 – Re-signed LB **Lavonte David**. Signed DL **Greg Gaines**. Released K **Ryan Succop**.

March 28 – Re-signed DL **Deadrin Senat**.

March 30 – Signed K **Chase McLaughlin**.

April 5 – Named **David Raih** as offensive analyst and **Jordan Somerville** as assistant quarterbacks coach.

April 6 – Signed S **Ryan Neal**.

April 17 – Signed OL **Matt Feiler**.

April 26 – Exercised the fifth-year contract option on T **Tristan Wirfs**.

May 9 – Signed QB **John Wolford**.

May 12 – Signed LB **Jeremy Banks**, WR **Taye Barber**, LB **Brandon Bouyer-Randle**, RB **Ronnie Brown Jr.**, LS **Evan Deckers**, OL **Silas Dzansi**, OL **Luke Haggard**, CB **Keenan Isaac**, S **Christian Izien**, WR **Rakim Jarrett**, OLB **Nelson Mbanasor**, S **Kaevon Merriweather**, WR **Ryan Miller**, OL **Chris Murray**, OL **Raiqwon O’Neal**, CB **Derrek Pitts Jr.**, TE **Tanner Taula** and WR **Kade Warner**.

May 13 – Signed RB **Sean Tucker**.

May 15 – Signed WR **David Moore**, OLB **Markees Watts** and S **Kedrick Whitehead Jr.** Waived T **Dylan Cook** and OLB **Nelson Mbanasor**.

May 16 – Signed DL **C.J. Brewer**.

June 8 – Signed LB **SirVocea Dennis**, TE **Payne Durham**, DB **Josh Hayes**, WR **Trey Palmer** and OLB **Jose Ramirez**. Waived K **Jake Verity**.

June 14 – Signed DL **Calijah Kancey** and OLB **Yaya Diaby**.

June 15 – Signed K **Rodrigo Blankenship**.

June 29 – Promoted **Mike Greenberg** and **John Spytek** to assistant general managers. Promoted **Jackie Davidson** to Vice President of Football Research. Promoted **Shane Scannell** to Director of Pro Scouting.

July 24 – Signed G **Cody Mauch**. Waived LB **Jeremy Banks**.

July 25 – Re-Signed DL **William Gholston**.

August 8 – Signed S **Avery Young**. Waived T **Grant Hermanns**.

August 13 – Signed WR **Cephus Johnson**. Waived DB **Duron Lowe**.

August 20 – Claimed CB **Rodarius Williams** off waivers from the N.Y. Giants. Placed WR **Russell Gage** on Injured Reserve.

August 21 – Waived K **Rodrigo Blankenship**.

August 22 – Signed S **Richard LeCounte III**.

August 29 – Placed C **Ryan Jensen** on Injured Reserve. Waived WR **Taye Barber**, LB **Brandon Bouyer-Randle**, DL **C.J. Brewer**, RB **Ronnie Brown**, LS **Evan Deckers**, OL **Silas Dzansi**, WR **Kaylon Geiger Sr.**, OL **Luke Haggard**, CB **Keenan Isaac**, WR **Cephus Johnson III**, S **Richard Lecounte III**, WR **Ryan Miller**, OL **John Molchon**, OL **Michael Niese**, OL **Raiqwon O’Neal**, DL **Willington Previlon**, OLB **Jose Ramirez**, OLB **Hamilcar Rashed Jr.**, LB **J.J. Russell**, OLB **Charles Snowden**, TE **Tanner Taula**, S **Nolan Turner**, WR **Kade Warner**, CB **Rodarius Williams** and S **Avery Young**. Waived (Injured) TE **Dominique Dafney**, **Don Gardner** and **Kedrick Whitehead Jr.** Released CB **Anthony Chesley**, LB **Ulysees Gilbert III**, RB **Patrick Laird**, WR **David Moore**, DL **Patrick O’Connor**, DL **Deadrin Senat** and QB **John Wolford**. Waived (Failure to Disclose Physical Condition) OL **Chris Murray**.

August 30 – Signed LB **Brandon Bouyer-Randle**, DL **C.J. Brewer**, OL **Silas Dzansi**, OL **Luke Haggard**, CB **Keenan Isaac**, WR **Cephus Johnson III**, S **Richard Lecounte III**, WR **Ryan Miller**, WR **David Moore**, OL **Raiqwon O’Neal**, OLB **Jose Ramirez**, LB **J.J. Russell**, TE **Tanner Taula** and QB **John Wolford** to the practice squad.

August 31 – Signed RB **Patrick Laird** and DL **Patrick O’Connor** to the practice squad.

September 13 – Signed OL **John Molchon** to the practice squad after OL **Raiqwon O’Neal** was signed from Tampa Bay’s practice squad by the Seattle Seahawks.

September 18 – Released OL **John Molchon** from the practice squad.

September 20 – Placed RB **Chase Edmonds** on Injured Reserve. Promoted DL **Pat O’Connor** from the practice squad to the active roster. Signed DT **Deadrin Senat** and OL **Logan Stenberg** to the practice squad.

October 25 – Waived CB **Derrek Pitts Jr.** Activated RB **Chase Edmonds** from Injured Reserve.

October 30 – Released LB **Brandon Bouyer-Randle** from the practice squad. Signed CB **Derrek Pitts Jr.** to the practice squad.

October 31 – Signed QB **John Wolford** to the active roster from the practice squad. Released DL **Patrick O’Connor**.

November 1 – Signed DL **Patrick O’Connor** to the practice squad.

November 8 – Placed OL **Silas Dzansi** on Practice Squad Injured Reserve. Signed CB **Don Gardner** to the practice squad.

November 15 – Released DL **C.J. Brewer** from the practice squad. Signed S **Jaquan Johnson** to the practice squad.

November 21 – Waived TE **David Wells**. Released CB **Don Gardner** and S **Jaquan Johnson** from the practice squad. Promoted LB **J.J. Russell** from the practice squad to the active roster. Signed LB **Vi Jones**, CB **Quandre Mosely** and WR **Raleigh Webb** to the practice squad.

November 22 – Placed WR **Rakim Jarrett** on Injured Reserve.

November 23 – Promoted CB **Keenan Isaac** to the active roster. Signed TE **David Wells** to the practice squad.

December 1 – Placed DL **Mike Greene** on Injured Reserve. Promoted DL **Patrick O’Connor** from the practice squad to the active roster.

December 6 – Signed DL **C.J. Brewer** to the practice squad.

December 11 – Waived CB **Keenan Isaac**.

December 12 – Released LB **Vi Jones** from the practice squad.

December 13 – Promoted WR **David Moore** from the practice squad to the active roster. Signed CB **Keenan Isaac** and LS **Evan Deckers** to the practice squad.

December 16 – Waived RB **Ke’Shawn Vaughn**. Promoted DL **Deadrin Senat** from the practice squad to the active roster.

December 19 – Signed LB **Vi Jones** to the practice squad. Released LS **Evan Deckers** from the practice squad.

December 20 – Restored OL **Silas Dzansi** to the practice squad from Practice Squad Injured Reserve.

January 5 – Activated WR **Rakim Jarrett** from Injured Reserve. Waived DT **Deadrin Senat**.

January 9 – Signed DT **Deadrin Senat** to the practice squad. Release LB **Vi Jones** from the practice squad.

TAMPA BAY BUCCANEERS' 2023 PERSONNEL LOG

(By Player and Coach)

Banks, Jeremy..... **LB**
May 12 Signed contract
July 24 Waived

Barber, Taye **WR**
May 12 Signed contract
Aug. 29 Waived

Blankenship, Rodrigo **K**
June 15 Signed contract
Aug. 21 Waived

Boniol, Chris..... **Coach**
Jan. 19 Relieved of duties

Bouyer-Randle, Brandon..... **LB**
May 12 Signed contract
Aug. 29 Waived
Aug. 30 Signed to practice squad
Oct. 30 Released from practice squad

Brate, Cameron..... **TE**
March 17 Released

Brewer, C.J...... **DL**
May 16 Signed contract
Aug. 29 Waived
Aug. 30 Signed to practice squad
Nov. 15 Released from practice squad
Dec. 6 Signed to practice squad

Brown Jr., Ronnie..... **RB**
May 12 Signed contract
Aug. 29 Waived

Canales, Dave **Coach**
Feb. 16 Named Offensive Coordinator

Chesley, Anthony **CB**
Aug. 29 Released

Christensen, Clyde..... **Coach**
Jan. 19 Retired

Christophel, Rick..... **Coach**
Jan. 19 Retired

Cook, Dylan..... **T**
Jan. 17 Signed to future contract
May 15 Waived

Dafney, Dominique..... **TE**
Jan. 23 Signed to future contract
Aug. 29 Waived (Injured)

David, Lavonte..... **LB**
March 23 Re-signed

Davidson, Jackie **Personnel**
June 29 Promoted to Vice President of Football Research

Dean, Jamel **CB**
March 15 Re-signed

Deckers, Evan..... **LS**
May 12 Signed contract
Aug. 29 Waived
Dec. 13 Signed to the practice squad
Dec. 19 Released from practice squad

Dennis, SirVocea **LB**
June 8 Signed contract

Diaby, Yaya **OLB**
June 14 Signed contract

Durham, Payne **TE**
June 8 Signed contract

Dzansi, Silas **OL**
 May 12 Signed contract
 Aug. 29 Waived
 Aug. 30 Signed to practice squad
 Nov. 8 Placed on Practice Squad Injured Reserve
 Dec. 20 Restored to practice squad from Practice Squad Injured Reserve

Edmonds, Chase **RB**
 March 20 Signed contract
 Sept. 20 Placed on Injured Reserve
 Oct. 25 Activated from Injured Reserve

Edwards, George..... **Coach**
 Feb. 27 Named Outside Linebackers Coach

Feiler, Matt **OL**
 April 17 Signed contract

Fournette, Leonard..... **RB**
 March 17 Released

Gage, Russell..... **WR**
 Aug. 20 Placed on Injured Reserve

Gaines, Greg..... **DL**
 March 23 Signed contract

Gardner, Don **CB**
 Jan. 17 Signed to future contract
 Aug. 29 Waived (Injured)
 Nov. 8 Signed to practice squad
 Nov. 21 Released from the practice squad

Garver, Kevin **Coach**
 Jan. 19 Relieved of duties

Geiger Sr., Kaylor **WR**
 Jan. 17 Signed to future contract
 Aug. 29 Waived

Gholston, William..... **DL**
 July 25 Re-signed

Gilbert III, Ulysees **LB**
 Aug. 29 Released

Gill, Cam..... **OLB**
 March 20 Re-signed

Greenberg, Mike **Personnel**
 June 29 Promoted to Assistant General Manager

Greene, Mike..... **DL**
 Jan. 17 Signed to future contract
 Dec. 1 Placed on Injured Reserve

Haggard, Luke **OL**
 May 12 Signed contract
 Aug. 29 Waived
 Aug. 30 Signed to practice squad

Hayes, Josh **DB**
 June 8 Signed contract

Hermanns, Grant **T**
 Jan. 17 Signed to future contract
 Aug. 7 Waived

Idzik, Brad **Coach**
 Feb. 27 Named Wide Receivers Coach

Isaac, Keenan **CB**
 May 12 Signed contract
 Aug. 29 Waived
 Aug. 30 Signed to practice squad
 Nov. 23 Promoted to active roster
 Dec. 11 Waived
 Dec. 13 Signed to practice squad

Izien, Christian **S**
 May 12 Signed contract

Jarrett, Rakim	WR
May 12	Signed contract
Nov. 22	Placed on Injured Reserve
Jarrett, Rakim	WR
May 12	Signed contract
Nov. 22	Placed on Injured Reserve
Jan. 5	Activated from Injured Reserve
Jensen, Ryan	C
Aug. 29	Placed on Injured Reserve
Johnson III, Cephus	WR
Aug. 13	Signed contract
Aug. 29	Waived
Aug. 30	Signed to practice squad
Johnson, Jaquan	S
Nov. 15	Signed to practice squad
Nov. 21	Released from the practice squad
Jones, Vi	LB
Nov. 21	Signed to practice squad
Dec. 12	Released from the practice squad
Dec. 19	Signed to practice squad
Jan. 9	Released from the practice squad
Kancey, Calijah	DL
June 14	Signed contract
Laird, Patrick	RB
Jan. 17	Signed to future contract
Aug. 29	Released
Aug. 31	Signed to practice squad
LeCounte III, Richard	S
Aug. 22	Signed
Aug. 29	Waived
Aug. 30	Signed to practice squad
Leftwich, Byron	Coach
Jan. 19	Relieved of duties
Lewis, Thaddeus	Coach
Feb. 27	Promoted to Quarterbacks Coach
Locust, Lori	Coach
Jan. 19	Relieved of duties
Lowe, Duron	CB
Jan. 17	Signed to future contract
Aug. 13	Waived
Mason, Shaq	G
March 15	Traded to Houston
Mauch, Cody	G
July 24	Signed contract
Mayfield, Baker	QB
March 17	Signed contract
Mbanasor, Nelson	OLB
May 12	Signed contract
May 15	Waived
McLaughlin, Chase	K
March 30	Signed contract
McNair, Todd	Coach
Jan. 19	Relieved of duties
Merriweather, Kaevon	S
May 12	Signed contract
Miller, Ryan	WR
May 12	Signed contract
Aug. 29	Waived
Aug. 30	Signed to practice squad
Molchon, John	OL
Sept. 13	Signed to the practice squad
Sept. 18	Released from the practice squad

Moore, David	WR
May 15	Signed contract
Aug. 29	Released
Aug. 30	Signed to practice squad
Dec. 13	Promoted to the active roster from the practice squad
Mosely, Quandre	CB
Nov. 21	Signed to practice squad
Murray, Chris	OL
May 12	Signed contract
Aug. 29	Waived (Failure to Disclose Physical Condition)
Neal, Ryan	S
April 6	Signed contract
Nelson, Anthony	OLB
March 16	Re-signed
Niese, Michael	OL
Jan. 18	Signed to future contract
Aug. 29	Waived
O'Connor, Pat	DL
March 20	Re-signed
Aug. 29	Released
Aug. 31	Signed to practice squad
Sept. 20	Promoted to active roster
Oct. 31	Released
Nov. 1	Signed to practice squad
Dec. 1	Promoted to active roster
O'Neal, Raiqwon	OL
May 12	Signed contract
Aug. 29	Waived
Aug. 30	Signed to practice squad
Sept. 13	Signed to the active roster by the Seattle Seahawks
Palmer, Trey	WR
June 8	Signed contract
Peete, Skip	Coach
Feb. 27	Named Running Backs Coach
Pitts Jr., Derrek	CB
May 12	Signed contract
Oct. 25	Waived
Oct. 30	Signed to practice squad
Previlon, Willington	DL
Jan. 17	Signed to future contract
Aug. 29	Waived
Raih, David	Coach
April 5	Named Senior Offensive Analyst
Ramirez, Jose	OLB
June 8	Signed contract
Aug. 29	Waived
Aug. 30	Signed to practice squad
Rashed Jr., Hamilcar	OLB
Jan. 17	Signed to future contract
Aug. 29	Waived
Russell, J.J.	LB
Jan. 18	Signed to future contract
Aug. 29	Waived
Aug. 30	Signed to practice squad
Nov. 21	Promoted to the active roster
Sanders, Bob	Coach
Jan. 19	Retired
Scannell, Shane	Personnel
June 29	Promoted to Director of Pro Scouting

Senat, Deadrin	DT
March 28	Re-signed
Aug. 29	Released
Sept. 20	Signed to practice squad
Dec. 16	Promoted to active roster
Jan. 5	Waived
Jan. 9	Signed to practice squad
Skule, Justin	T
Jan. 17	Signed to future contract
Smith, Donovan	T
March 7	Released
Snowden, Charles	OLB
Jan. 17	Signed to future contract
Aug. 29	Waived
Somerville, Jordan	Coach
April 5	Named Assistant Quarterbacks Coach
Spytek, John	Personnel
June 29	Promoted to Assistant General Manager
Stenberg, Logan	OL
Sept. 20	Signed to practice squad
Stinnie, Aaron	G
March 15	Re-signed
Succop, Ryan	K
March 23	Released
Taula, Tanner	TE
May 12	Signed contract
Aug. 29	Waived
Aug. 30	Signed to practice squad
Tucker, Sean	RB
May 13	Signed contract
Turner, Nolan	S
Jan. 17	Signed to future contract
Aug. 29	Waived
Vaughn, Ke'Shawn	RB
Dec. 16	Waived
Verity, Jake	K
Jan. 25	Signed to future contract
June 8	Waived
Warner, Kade	WR
May 12	Signed contract
Aug. 29	Waived
Watts, Markees	OLB
May 15	Signed contract
Webb, Raleigh	WR
Nov. 21	Signed to practice squad
Wells, David	TE
Jan. 17	Signed to future contract
Nov. 21	Waived
Nov. 23	Signed to practice squad
Whitehead Jr., Kedrick	S
May 15	Signed contract
Williams, Rodarius	CB
Aug. 20	Claimed off waivers from NYG
Wirfs, Tristan	T
April 26	Exercised fifth-year contract option
Wolford, John	QB
May 9	Signed contract
Aug. 29	Released
Aug. 30	Signed to practice squad
Oct. 31	Signed to active roster
Young, Avery	S
Aug. 8	Signed contract

2023 TAMPA BAY BUCCANEER POSTSEASON STATISTICS

2023 RECORD -					WON: 1	LOST: 0
Jan 16	W	32-9	Philadelphia	63,397		

	BUCCANEERS	OPPONENTS
TOTAL FIRST DOWNS	23	13
Rushing	9	3
Passing	13	9
Penalty	1	1
3rd Down: Made/Att.	6/14 42.9%	0/9 0.0%
4th Down: Made/Att.	1/2 50.0%	0/2 0.0%
POSSESSION AVG.	34:03	25:57
TOTAL NET YARDS	426	276
Avg. Per Game	426.0	276.0
Total Plays	69	53
Avg. Per Play	6.2	5.2
NET YARDS RUSHING	119	42
Avg. Per Game	119.0	42.0
Total Rushes	29	15
NET YARDS PASSING	307	234
Avg. Per Game	307.0	234.0
Sacked/Yards Lost	4/30	3/16
Gross Yards	337	250
Att./Completions	36/22	35/25
Completion Pct.	61.1	71.4
Had Intercepted	0	0
PUNTS/AVERAGE	3/41.3	4/47.0
NET PUNTING AVERAGE	41.3	41.0
PENALTIES/YARDS	5/25	6/54
FUMBLES/FUMBLES LOST	0/0	2/0
TOUCHDOWNS	3	1
Rushing	0	0
Passing	3	1
Returns	0	0

SCORE BY QUARTERS	1	2	3	4	OT	TOTAL
BUCCANEERS	10	6	9	7	0	32
OPPONENTS	0	9	0	0	0	9

SCORING	TD	R	P	Rt	PAT	2P	FG	S	PTS
McLaughlin	0	0	0	0	3-3	0	3-3	0	12
Godwin	1	0	1	0	0-0	0	0-0	0	6
Moore	1	0	1	0	0-0	0	0-0	0	6
Palmer	1	0	1	0	0-0	0	0-0	0	6
team	0	0	0	0	0-0	0	0-0	1	2
BUCCANEERS	3	0	3	0	3-3	0	3-3	1	32
OPPONENTS	1	0	1	0	0-0	0-1	1-1	0	9

SACKS: Gaines 1.0, Tryon-Shoyinka 1.0, Kancey 0.5, Vea 0.5 **Buccaneers 3.0, Opponents 4.0.**

FUM/LOST:

PASSING	Att	Comp	Yds	Cmp%	Yds/Att	TD	TD%	INT	INT%	Lg	Sack/Lost	Rating
Mayfield	36	22	337	61.1	9.36	3	8.3	0	0.0	56t	4/30	119.8
BUCCANEERS	36	22	337	61.1	9.36	3	8.3	0	0.0	56t	4/30	119.8
OPPONENTS	35	25	250	71.4	7.14	1	2.9	0	0.0	55	3/16	100.9

RUSHING	No	Yds	Avg	Lg	TD
White	18	72	4.0	12	0
Mayfield	2	16	8.0	9	0
Evans	7	12	1.7	5	0
Thompkins	1	10	10.0	10	0
Palmer	1	9	9.0	9	0
BUCCANEERS	29	119	4.1	12	0
OPPONENTS	15	42	2.8	17	0

RECEIVING	No	Yds	Avg	Lg	TD
Otton	8	89	11.1	24	0
Godwin	4	45	11.3	23t	1
Evans	3	48	16.0	31	0
Moore	2	66	33.0	44t	1
Palmer	1	56	56.0	56t	1
Durham	1	18	18.0	18	0
Edmonds	1	8	8.0	8	0
Thompkins	1	4	4.0	4	0
White	1	3	3.0	3	0
BUCCANEERS	22	337	15.3	30t	3
OPPONENTS	25	250	10.0	55	1

INTERCEPTIONS	No	Yds	Avg	Lg	TD
BUCCANEERS	0	0	0.0	0	0
OPPONENTS	0	0	0.0	0	0

PUNTING	No	Yds	Avg	Net	TB	In20	Lg	Bk
Camarda	3	124	41.3	41.3	0	3	47	0
BUCS	3	124	41.3	41.3	0	3	47	0
OPPONENTS	4	188	47.0	41.0	0	0	57	0

PUNT RETURNS	Ret	FC	Yds	Avg	Lg	TD
Thompkins	2	1	24	12.0	13	0
BUCCANEERS	2	1	24	12.0	13	0
OPPONENTS	1	2	0	0.0	0	0

KICKOFF RETURNS	Ret	Yds	Avg	Lg	TD
Thompkins	1	27	27.0	27	0
BUCCANEERS	1	27	27.0	27	0
OPPONENTS	1	17	17.0	17	0

FIELD GOALS	1-19	20-29	30-39	40-49	50+	Lg
McLaughlin	0-0	1-1	0-0	1-1	1-1	54
BUCCANEERS	0-0	1-1	0-0	1-1	1-1	54
OPPONENTS	0-0	0-0	0-0	1-1	0-0	47

McLaughlin: (28G, 54G, 48G)

OPPONENTS: (47G)

2023 TAMPA BAY BUCCANEERS REGULAR SEASON STATISTICS

2023 RECORD --				WON: 9	LOST: 8
Aug 11	L	17-27		PITTSBURGH	63,829
Aug 19	W	13-6		at N.Y. Jets	71,023
Aug 26	W	26-20		BALTIMORE	64,225

Sept 10	W	20-17		at Minnesota	66,741
Sept 17	W	27-17		CHICAGO	62,976
Sept 25	L	11-25		PHILADELPHIA	65,426
Oct 1	W	26-9		at New Orleans	70,003
				-- bye week --	
Oct 15	L	6-20		DETROIT	65,854
Oct 22	L	13-16		ATLANTA	62,620
Oct 26	L	18-24		at Buffalo	70,416
Nov 5	L	37-39		at Houston	70,785
Nov 12	W	20-6		TENNESSEE	62,725
Nov 19	L	14-27		at San Francisco	71,607
Nov 26	L	20-27		at Indianapolis	64,407
Dec 3	W	21-18		CAROLINA	62,432
Dec 10	W	29-25		at Atlanta	69,496
Dec 17	W	34-20		at Green Bay	77,275
Dec 24	W	30-12		JACKSONVILLE	62,547
Dec 31	L	13-23		NEW ORLEANS	65,471
Jan 7	W	9-0		at Carolina	69,010

	BUCCANEERS	OPPONENTS
TOTAL FIRST DOWNS	300	337
Rushing	79	101
Passing	188	213
Penalty	33	23
3rd Down: Made/Att.	98/236	92/225
3rd Down Pct.	41.9%	40.9%
4th Down: Made/Att.	12/18	12/25
4th Down Pct.	66.7%	48.0%
POSSESSION AVG.	29:25	30:35
TOTAL NET YARDS	5321	5852
Avg. Per Game	313.0	344.2
Total Plays	1047	1081
Avg. Per Play	5.1	5.4
NET YARDS RUSHING	1509	1620
Avg. Per Game	88.8	95.3
Total Rushes	439	422
NET YARDS PASSING	3812	4232
Avg. Per Game	224.2	248.9
Sacked/Yards Lost	40/232	48/336
Gross Yards	4044	4568
Att./Completions	568/364	611/404
Completion Pct.	64.1%	66.1%
Had Intercepted	10	13
PUNTS/AVERAGE	77/50.1	65/46.9
NET PUNTING AVERAGE	41.8	42.4
PENALTIES/YARDS	100/751	93/762
FUMBLES/FUMBLES LOST	21/8	26/13
TOUCHDOWNS	37	34
Rushing	8	11
Passing	28	23
Returns	1	0

SCORE BY QUARTERS	1	2	3	4	OT	TOTAL
BUCCANEERS	42	120	71	115	0	348
OPPONENTS	70	86	81	88	0	325

SCORING	TD	R	P	Rt	PAT	2P	FG	S	PTS
McLaughlin	0	0	0	0	33/33	0	29/31	0	120
Evans	13	0	13	0	0/0	0	0/0	0	78
White, R.	9	6	3	0	0/0	0	0/0	0	54
Otton	4	0	4	0	0/0	1	0/0	0	26
Godwin	3	1	2	0	0/0	1	0/0	0	20
Palmer	3	0	3	0	0/0	0	0/0	0	18
Barrett	1	0	0	1	0/0	0	0/0	0	6
Kieft	1	0	1	0	0/0	0	0/0	0	6
Mayfield	1	1	0	0	0/0	0	0/0	0	6
Moore	1	0	1	0	0/0	0	0/0	0	6
Thompkins	1	0	1	0	0/0	0	0/0	0	6
O'Connor	0	0	0	0	0/0	0	0/0	1	2
BUCCANEERS	37	8	28	1	33/33	2-4	29/31	1	348
OPPONENTS	34	11	23	0	26/26	3-8	29/36	0	325

SACKS: Diaby 7.5, Winfield 6.0, Vea 5.5, Tryon-Shoyinka 5.0, Barrett 4.5, David 4.5, Kancey 4.0
Nelson 3.0, White 2.5, Gaines 1.0, Gill 1.0, Russell 1.0, Watts 1.0, Team 1.0, Hall 0.5.

Buccaneers 48.0, Opponents 40.0.

FUM/LOST: Mayfield 8/3, White 3/2, Palmer 3/1, Thompkins 3/1, Camarda 1/0, Hainsey 1.0,
Otton 1/1, Wells 1/0.

RUSHING	No	Yds	Avg	Lg	TD
White, R.	272	990	3.6	38	6
Edmonds	49	176	3.6	21	0
Mayfield	62	163	2.6	31	1
Thompkins	8	56	7.0	17	0
Vaughn	24	42	1.8	9	0
Godwin	4	38	9.5	19t	1
Tucker	15	23	1.5	7	0
Palmer	3	22	7.3	13	0
Jarrett	1	0	0.0	0	0
Trask	1	-1	-1.0	-1	0
BUCCANEERS	439	1509	3.4	38	8
OPPONENTS	422	1620	3.8	29	11

RECEIVING	No	Yds	Avg	Lg	TD
Godwin	83	1024	12.3	47t	2
Evans	79	1255	15.9	75t	13
White, R.	64	549	8.6	43t	3
Otton	47	455	9.7	27	4
Palmer	39	385	9.9	54	3
Thompkins	17	83	4.9	26	1
Edmonds	14	81	5.8	14	0
Moore	5	94	18.8	52t	1
Durham	5	58	11.6	25	0
Jarrett	4	60	15.0	41	0
Tucker	2	9	4.5	6	0
Vaughn	2	2	1.0	3	0
Wells	2	-10	-5.0	1	0
Kieft	1	2	2.0	2t	1
Hainsey	0	-3	0.0	-3	0
BUCCANEERS	364	4044	11.1	75t	28
OPPONENTS	404	4568	11.3	76t	23

INTERCEPTIONS	No	Yds	Avg	Lg	TD
Winfield	3	28	9.3	28	0
White, D.	2	36	18.0	26	0
Izien	2	18	9.0	14	0
Delaney	2	4	2.0	4	0
Davis	2	3	1.5	3	0
Barrett	1	4	4.0	4t	1
Gholston	1	0	0.0	0	0
BUCCANEERS	13	93	7.2	28	1
OPPONENTS	10	28	2.8	18	0

PUNTING	No	Yds	Avg	Net	TB	In20	Lg	Bk
Camarda	77	3854	50.1	41.8	9	26	74	0
BUCCANEERS	77	3854	50.1	41.8	9	26	74	0
OPPONENTS	65	3051	46.9	42.4	3	20	65	0

PUNT RETURNS	Ret	FC	Yds	Avg	Lg	TD
Thompkins	25	18	234	9.4	51	0
BUCCANEERS	25	18	234	9.4	51	0
OPPONENTS	38	10	455	12.0	52	0

KICKOFF RETURNS	Ret	Yds	Avg	Lg	TD
Thompkins	16	327	20.4	32	0
BUCCANEERS	16	327	20.4	32	0
OPPONENTS	26	491	18.9	31	0

FIELD GOALS	1-19	20-29	30-39	40-49	50+	Lg
McLaughlin	0/0	8/8	12/12	2/3	7/8	57
BUCCANEERS	0/0	8/8	12/12	2/3	7/8	57
OPPONENTS	0/0	9/9	13/13	4/4	3/10	52

McLaughlin: (36G, 57G) (26G, 40B, 25G) (33G) (51G, 28G) (33G, 36G) (24G, 36G) (50B, 57G)
(35G, 49G, 55G) (25G, 35G) () (21G, 24G) () (55G, 38G) (39G, 46G) (24G, 31G, 51G) ()
(36G, 57G, 39G)

OPPONENTS: (25G) (52G) (36G, 38G, 26G) (37G, 32G, 44G) (30G, 52WR, 36G) (24G, 41G, 51G) (37G)
(50G, 29G) (38G, 51WR, 27G) (37G, 28G) (46G, 58LU, 36G) (23G) (20G, 50RU, 52WL) (36G, 33G)
(52WR) (45G, 28G, 38G) (52WL)

PASSING	Att	Comp	Yds	Cmp%	Yds/Att	TD	TD%	INT	INT%	Lg	Sack/Lost	Rating
Mayfield	566	364	4044	64.3	7.14	28	4.9	10	1.8	75t	40/232	94.6
Godwin	1	0	0	0.0	0.00	0	0.0	0	0.0	0	0/0	39.6
Trask	1	0	0	0.0	0.00	0	0.0	0	0.0	0	0/0	39.6
BUCCANEERS	568	364	4044	64.1	7.12	28	4.9	10	1.8	75t	40/232	94.2
OPPONENTS	611	404	4568	66.1	7.48	23	3.8	13	2.1	76t	48/336	92.0

2023 BUCCANEERS POSTSEASON DEFENSIVE STATISTICS

Player	Tackles				Sacks			Interceptions				Fumbles			
	Solo	Ast.	Total	TFL	Sack	Yds	QBH	INT	Yds	TD	PD	FF	FR	Yds	TD
Jamel Dean	9	1	10	1	-	-	-	-	-	-	1	-	-	-	-
Lavonte David	5	0	5	2	-	-	-	-	-	-	-	1	-	-	-
Calijah Kancey	3	1	4	1	0.5	4.5	1	-	-	-	-	-	-	-	-
Carlton Davis	3	1	4	-	-	-	-	-	-	-	2	-	-	-	-
Antoine Winfield	3	0	3	-	-	-	-	-	-	-	1	-	-	-	-
Zyon McCollum	3	0	3	-	-	-	-	-	-	-	-	-	-	-	-
K.J. Britt	0	3	3	-	-	-	-	-	-	-	1	-	-	-	-
Christian Izien	2	0	2	-	-	-	-	-	-	-	-	-	-	-	-
Patrick O'Connor	2	0	2	-	-	-	-	-	-	-	-	-	-	-	-
Greg Gaines	1	1	2	1	1.0	7.0	1	-	-	-	-	-	-	-	-
Vita Vea	1	1	2	-	0.5	4.5	1	-	-	-	-	-	-	-	-
Devin White	0	2	2	-	-	-	-	-	-	-	-	-	-	-	-
Joe Tryon-Shoyinka	1	0	1	-	1.0	0.0	2	-	-	-	-	-	-	-	-
Anthony Nelson	1	0	1	-	-	-	1	-	-	-	-	-	-	-	-
William Gholston	1	0	1	-	-	-	-	-	-	-	-	-	-	-	-
Logan Hall	1	0	1	-	-	-	-	-	-	-	-	-	-	-	-
Yaya Diaby	1	0	1	-	-	-	-	-	-	-	-	-	-	-	-
Totals	37	10	47	5	3.0	##	6	0	0	0	5	1	0	0	0

2022 POSTSEASON SPECIAL TEAMS STATISTICS

Player	Tackles			Fumbles		
	Solo	Ast.	Total	FF	FR	TD
Dee Delaney	0	1	1	-	-	-
SirVocea Dennis	0	1	1	-	-	-
Totals	0	2	2	0	0	0

Blocked Kicks			
	FG	PAT	Punt
Totals	0	0	0

Own Fumbles				
	Total	Lost	OR	OOB
Totals	0	0	0	0

Return Touchdowns

Miscellaneous Tackles/FRs			
	Tackles	FF	FR
Totals	0	0	0

Safeties

2023 BUCCANEERS REGULAR SEASON DEFENSIVE STATISTICS

Player	Tackles				TFL	Sacks			Interceptions				Fumbles			
	Solo	Ast.	Total			Sack	Yds	QBH	INT	Yds	TD	PD	FF	FR	Yds	TD
Lavonte David	86	47	133	17		4.5	43.5	5	-	-	-	5	1	-	-	-
Antoine Winfield Jr.	76	46	122	6		6.0	48.0	8	3	31	0	12	6	4	0	0
Devin White	49	34	83	5		2.5	19.0	9	2	36	0	6	-	-	-	-
Ryan Neal	50	25	75	4		-	-	-	-	-	-	-	-	-	-	-
Zyon McCollum	45	19	64	1		-	-	-	-	-	-	7	2	-	-	-
Christian Izien	46	17	63	3		-	-	2	2	18	0	2	1	-	-	-
Jamel Dean	46	15	61	-		-	-	-	-	-	-	4	-	2	7	0
Carlton Davis	40	12	52	-		-	-	-	2	3	0	9	-	-	-	-
Shaquil Barrett	33	19	52	3		4.5	32.5	9	1	4	1	2	3	-	-	-
Vita Vea	28	15	43	8		5.5	31.5	9	-	-	-	-	2	-	-	-
Joe Tryon-Shoyinka	26	17	43	7		5.0	39.0	7	-	-	-	1	1	1	0	0
Yaya Diaby	25	14	39	12		7.5	48.0	8	-	-	-	-	1	2	0	0
Anthony Nelson	21	16	37	7		3.0	18.0	6	-	-	-	1	-	-	-	-
Calijah Kancey	19	7	26	10		4.0	22.0	12	-	-	-	1	-	-	-	-
Dee Delaney	17	7	24	1		-	-	-	2	4	0	5	-	-	-	-
Greg Gaines	7	17	24	-		1.0	0.0	5	-	-	-	2	-	1	0	0
Logan Hall	12	10	22	2		0.5	1.5	1	-	-	-	2	-	2	0	0
Will Gholston	10	9	19	-		-	-	-	1	0	0	2	-	-	-	-
K.J. Britt	9	10	19	1		-	-	-	-	-	-	1	-	-	-	-
Kaevon Merriweather	7	7	14	-		-	-	-	-	-	-	1	-	-	-	-
SirVocea Dennis	6	2	8	-		-	-	-	-	-	-	1	-	-	-	-
J.J. Russell	6	1	7	1		1	9	1	-	-	-	-	-	-	-	-
Cam Gill	2	5	7	-		1.0	7.0	1	-	-	-	-	1	-	-	-
Mike Greene	2	4	6	-		-	-	-	-	-	-	-	-	-	-	-
Markees Watts	4	0	4	1		1	6.0	1	-	-	-	-	-	-	-	-
Patrick O'Connor	2	2	4	2		-	-	-	-	-	-	-	-	-	-	-
Josh Hayes	1	2	3	-		-	-	-	-	-	-	-	-	-	-	-
Derrek Pitts	1	0	1	-		-	-	-	-	-	-	-	-	-	-	-
Deadrin Senat	1	0	1	-		-	-	-	-	-	-	-	-	-	-	-
team	-	-	-	-		1	11.0	-	-	-	-	-	-	-	-	-
Totals	677	379	1056	91		48.0	336.0	84	13	96	1	64	18	12	7	0

2023 REGULAR SEASON SPECIAL TEAMS STATISTICS

Player	Tackles			Fumbles		
	Solo	Ast.	Total	FF	FR	TD
Josh Hayes	8	6	14	-	-	-
K.J. Britt	7	3	10	-	-	-
Kaevon Merriweather	6	1	7	-	-	-
Ko Kieft	3	4	7	-	-	-
SirVocea Dennis	5	0	5	-	-	-
Chase Edmonds	3	2	5	-	-	-
Cam Gill	3	2	5	-	-	-
Zyon McCollum	4	0	4	-	-	-
David Moore	2	2	4	-	-	-
Zach Triner	2	1	3	-	-	-
J.J. Russell	1	2	3	-	-	-
Anthony Nelson	0	3	3	-	-	-
Joe Tryon-Shoyinka	2	0	2	-	-	-
Christian Izien	1	1	2	-	-	-
Jake Camarda	1	0	1	-	-	-
Rakim Jarrett	1	0	1	-	-	-
Ryan Neal	1	0	1	-	-	-
Derrek Pitts	1	0	1	-	-	-
Sean Tucker	1	0	1	-	-	-
Dee Delaney	0	1	1	-	-	-
Totals	52	28	80	0	0	0

Return Touchdowns

4-yard interception return by Shaquil Barrett, vs. Chicago, 9/17/23

Safeties

Patrick O'Connor (tackle in end zone), 12/10/23

Blocked Kicks			
	FG	PAT	Punt
Totals	0	0	0

Own Fumbles				
	Total	Lost	OR	OOB
Jake Camarda	1	0	1	0
Robert Hainsey	1	0	1	0
Baker Mayfield	8	3	5	0
Cade Otton	1	1	0	0
Trey Palmer	3	1	2	0
Deven Thompkins	3	1	1	1
David Wells	1	0	1	0
Rachaad White	3	2	1	0
Totals	21	8	12	1

Miscellaneous Tackles/FRs				
	SOLO	AST	FF	FR
Jake Camarda	0	0	0	1
Chase Edmonds	1	0	0	0
Mike Evans	1	0	0	1
Matt Feiler	1	0	0	0
Luke Goedeke	1	0	0	0
Chris Godwin	1	1	0	0
Robert Hainsey	0	0	0	2
Baker Mayfield	0	0	0	3
David Moore	1	0	0	0
Cade Otton	1	0	0	0
Trey Palmer	1	0	0	0
Deven Thompkins	1	1	0	0
Rachaad White	1	0	0	1
Tristan Wirfs	1	0	0	1
Totals	11	2	0	9

THE LAST TIME

(Regular Season Only, * Denotes Only Time Accomplished)

--- INDIVIDUAL ---

100 YARDS RUSHING

By Buccaneers --- 102 by Rachaad White, at Atlanta, 12/10/23

By Opponents --- 104 by Chuba Hubbard, vs. Carolina, 12/3/23

TWO 100-YARD RUSHERS IN SAME GAME

By Buccaneers --- 128 by Mike Alstott and 115 by Warrick Dunn, vs. Minnesota, 11/1/98 *

By Opponents --- 152 by DeAngelo Williams and 110 by Jonathan Stewart, vs. Carolina, 10/18/09

150 YARDS RUSHING

By Buccaneers --- 192 by Ronald Jones, at Carolina, 11/15/20

By Opponents --- 159 by Ezekiel Elliott, at Dallas, 12/18/16

200 YARDS RUSHING

By Buccaneers --- 235 by Doug Martin, at Philadelphia, 11/22/15

By Opponents --- 215 by Barry Sanders, vs. Detroit, 10/12/97

300 YARDS PASSING

By Buccaneers --- 309 by Baker Mayfield, vs. New Orleans, 12/31/23

By Opponents --- 347 by Desmond Ridder, at Atlanta, 12/10/23

400 YARDS PASSING

By Buccaneers --- 423 by Tom Brady, vs. Carolina, 1/1/23

By Opponents --- 470 by C.J. Stroud, at Houston, 11/5/23

100 YARDS RECEIVING

By Buccaneers --- 155 by Chris Godwin, at Green Bay, 12/17/23

By Opponents --- 172 by Drake London, at Atlanta, 12/10/23

TWO 100-YARD RECEIVERS IN SAME GAME

By Buccaneers --- 207 by Mike Evans and 120 by Chris Godwin, vs. Carolina, 1/1/23

By Opponents --- 153 by Noah Brown, 130 by Dalton Schultz and 114 by Tank Dell, at Houston, 11/5/23

150 YARDS RECEIVING

By Buccaneers --- 155 by Chris Godwin, at Green Bay, 12/17/23

By Opponents --- 172 by Drake London, at Atlanta, 12/10/23

200 YARDS RECEIVING

By Buccaneers --- 207 by Mike Evans, vs. Carolina, 1/1/23

By Opponents --- 163 by Calvin Ridley, at Atlanta, 12/20/20

THE LAST TIME (cont.)

10 OR MORE RECEPTIONS

By Buccaneers --- 10 by Chris Godwin, at Green Bay, 12/17/23
By Opponents --- 10 by Evan Engram, vs. Jacksonville, 12/24/23

FIVE TOUCHDOWN PASSES

By Buccaneers --- Tom Brady, vs. Miami, 10/10/21
By Opponents --- C.J. Stroud, at Houston, 11/5/23

FOUR TOUCHDOWN PASSES

By Buccaneers --- Baker Mayfield, at Green Bay, 12/17/23
By Opponents --- C.J. Stroud (5), at Houston, 11/5/23

THREE TOUCHDOWN PASSES

By Buccaneers --- Baker Mayfield (4), at Green Bay, 12/17/23
By Opponents --- Brock Purdy, at San Francisco, 11/19/23

FOUR TOUCHDOWN RECEPTIONS

By Buccaneers --- Jimmie Giles, at Miami, 10/20/85 *
By Opponents --- Jerry Rice, vs. San Francisco, 11/14/93

THREE TOUCHDOWN RECEPTIONS

By Buccaneers --- Mike Evans, vs. Carolina, 1/1/23
By Opponents --- Tyreek Hill, vs. Kansas City, 11/29/20

TWO TOUCHDOWN RECEPTIONS

By Buccaneers --- Mike Evans, vs. Jacksonville, 12/24/23
By Opponents --- Tank Dell, at Houston, 11/5/23

THREE RUSHING TOUCHDOWNS

By Buccaneers --- Leonard Fournette, at Indianapolis, 11/28/21
By Opponents --- Cam Newton, vs. Carolina, 12/4/11

TWO RUSHING TOUCHDOWNS

By Buccaneers --- Rachaad White, at Houston, 11/5/23
By Opponents --- Chuba Hubbard, vs. Carolina, 12/3/23

ONE RUSHING TOUCHDOWN AND ONE RECEIVING TOUCHDOWN

By Buccaneers --- Leonard Fournette, vs. Atlanta, 10/9/22
By Opponents --- Christian McCaffrey, at San Francisco, 12/11/22

FOUR FIELD GOALS

By Buccaneers --- Ryan Succop, at Arizona, 12/25/22
By Opponents --- Younghoe Koo (5), vs. Atlanta, 12/29/19

THE LAST TIME (cont.)

THREE FIELD GOALS

By Buccaneers --- Chase McLaughlin, at Carolina, 1/7/24
By Opponents --- Blake Grupe, vs. New Orleans, 12/31/23

TWO INTERCEPTIONS

By Buccaneers --- Jamel Dean, at New Orleans, 9/18/22
By Opponents --- Marco Wilson, at Arizona, 12/25/22

TWO SACKS

By Buccaneers --- Yaya Diaby, at San Francisco, 11/19/23
By Opponents --- Kenny Clark, at Green Bay, 12/17/23

THREE SACKS

By Buccaneers --- Devin White, at Atlanta, 12/20/20
By Opponents --- Mario Addison, at Carolina, 11/4/18

RUN OF 25 OR MORE YARDS

By Buccaneers --- 30 by Rachaad White, vs. Carolina, 12/3/23
By Opponents --- 29 and 26 by D'Andre Swift, vs. Philadelphia, 9/25/23

RUN OF 50 OR MORE YARDS

By Buccaneers --- 55t by Ke'Shawn Vaughn, at Carolina, 12/26/21
By Opponents --- 60 by D'Onta Foreman, at Carolina, 10/23/22

RECEPTION OF 50 OR MORE YARDS

By Buccaneers --- 54 by Trey Palmer, vs. New Orleans, 12/31/23
By Opponents --- 76t by Brandon Aiyuk, at San Francisco, 11/19/23

RECEPTION OF 75 OR MORE YARDS

By Buccaneers --- 75t by Mike Evans, vs. Carolina, 12/3/23
By Opponents --- 76t by Brandon Aiyuk, at San Francisco, 11/19/23

FIELD GOAL OF 50 OR MORE YARDS

By Buccaneers --- 51 by Chase McLaughlin, vs. Jacksonville, 12/24/23
By Opponents --- 50 by Ka'imi Fairbairn, at Houston, 11/5/23

PUNT OF 70 OR MORE YARDS

By Buccaneers --- 74 by Jake Camarda, at Carolina, 1/7/24
By Opponents --- 79 by Britton Colquitt, vs. Cleveland, 10/21/18

KICKOFF RETURNED FOR A TOUCHDOWN

By Buccaneers --- 89 yards by Micheal Spurlock, at Atlanta, 11/7/10
By Opponents --- 106 yards by Alvin Kamara, vs. New Orleans, 12/31/17

THE LAST TIME (cont.)

PUNT RETURNED FOR A TOUCHDOWN

By Buccaneers --- 77 yards by Micheal Spurlock, at New Orleans, 12/27/09

By Opponents --- 74 yards by Jamal Agnew, at Detroit, 12/26/20

INTERCEPTION RETURNED FOR A TOUCHDOWN

By Buccaneers --- 4 yards by Shaquil Barrett, vs. Chicago, 9/17/23

By Opponents --- 3 yards by Marlon Davidson, at Atlanta, 12/5/21

FUMBLE RETURNED FOR A TOUCHDOWN

By Buccaneers --- 91 yards by Devin White, vs. Atlanta, 12/29/19

By Opponents --- 69 yards by Jaylon Smith, at Dallas, 12/23/18

BLOCKED PUNT

By Buccaneers --- Patrick O'Connor, at Detroit (Sam Martin), 9/27/20

By Opponents --- Taysom Hill, vs. New Orleans (Bryan Anger), 12/9/18

BLOCKED PUNT RETURNED FOR A TOUCHDOWN

By Buccaneers --- 29 yards by Adam Hayward, vs. San Diego, 11/11/12

By Opponents --- 7 yards by Justin Hardee, at New Orleans, 11/5/17

BLOCKED FIELD GOAL

By Buccaneers --- Patrick O'Connor, vs. Baltimore, 10/27/23

By Opponents --- Shaq Lawson, at Buffalo, 10/26/23

BLOCKED FIELD GOAL RETURNED FOR A TOUCHDOWN

By Buccaneers --- 53 yards by Donnie Abraham, at Minnesota (Gary Anderson kick blocked by Warren Sapp), 10/9/00

By Opponents --- NONE

BLOCKED PAT

By Buccaneers --- Will Gholston, at Carolina, 12/24/17

By Opponents --- Bravion Roy, at Carolina, 11/15/20

MISSED PAT

By Buccaneers --- Ryan Succop, vs. Carolina, 1/1/23

By Opponents --- Brian Johnson, at New Orleans, 10/31/21

TWO-POINT CONVERSION

By Buccaneers --- Baker-Mayfield-Cade Otton pass, at Buffalo, 10/26/23

By Opponents --- Bryce Young run, vs. Carolina, 12/3/23

SAFETY

By Buccaneers --- Patrick O'Connor (tackled Keith Smith in end zone), at Atlanta, 12/10/23

By Opponents --- Nicholas Morrow (tackle Rachaad White in end zone), vs. Philadelphia, 9/25/23

THE LAST TIME (cont.)

-- TEAM --

SCORED 40 OR MORE POINTS

By Buccaneers --- Tampa Bay 41, Carolina 17, 1/9/22

By Opponents --- Kansas City 41, Tampa Bay 31, 10/2/22

WON BY 20 OR MORE POINTS

By Buccaneers --- Tampa Bay 30, Jacksonville 6, 12/24/23

By Opponents --- San Francisco 35, Tampa Bay 7, 12/11/22

WON GAME AFTER TRAILING BY 10 OR MORE POINTS

By Buccaneers --- Tampa Bay 30, Carolina 24 (after down 14-0), 1/1/23

By Opponents --- Houston 39, Tampa Bay 37 (after down 20-10), 11/5/23

WON GAME IN OVERTIME

By Buccaneers --- Tampa Bay 19, Arizona 16 (Succop 40 FG), 12/25/22

By Opponents --- Cleveland 23, Tampa Bay 17 (N.Chubb 3 run), 11/27/22

WON GAME IN LAST MINUTE OF REGULATION

By Buccaneers --- Tampa Bay 29, Atlanta 25 (Cade Otton 11 rec.,
0:31 left), 12/10/23

By Opponents --- Houston 39, Tampa Bay 37 (Tank Dell 15 rec.
0:06 left), 11/5/23

WON GAME ON NATIONAL TV

By Buccaneers --- Tampa Bay 19, Arizona 16 (NBC Sunday Night), 12/25/22

By Opponents --- Philadelphia 25, Tampa Bay 11 (ESPN Monday Night), 9/25/23

WON BY SHUTOUT

By Buccaneers --- Tampa Bay 9, Carolina 0, 1/7/24

By Opponents --- New Orleans 9, Tampa Bay 0, 12/19/21

500 OR MORE TOTAL NET YARDS OF OFFENSE

By Buccaneers --- 558, vs. Miami, 10/10/21

By Opponents --- 543, vs. Kansas City, 11/29/20

400 OR MORE TOTAL NET YARDS OF OFFENSE

By Buccaneers --- 452, at Green Bay, 12/17/23

By Opponents --- 434, at Atlanta, 12/10/23

200 OR MORE RUSHING YARDS

By Buccaneers --- 210, at Carolina, 11/15/20

By Opponents --- 201, vs. Philadelphia, 9/25/23

150 OR MORE RUSHING YARDS

By Buccaneers --- 161, vs. Seattle, 11/13/22

By Opponents --- 155, at Indianapolis, 11/26/23

THE LAST TIME (cont.)

400 OR MORE NET YARDS PASSING

By Buccaneers --- 411, vs. Carolina, 1/1/23
By Opponents --- 443, at Houston, 11/5/23

300 OR MORE NET YARDS PASSING

By Buccaneers --- 353, at Green Bay, 12/17/23
By Opponents --- 338, at Atlanta, 12/10/23

OPPONENTS HELD TO LESS THAN 200 YARDS OF NET OFFENSE

By Buccaneers --- 199, at Carolina, 1/7/24
By Opponents --- 187, at Carolina, 11/15/20

OPPONENTS HELD TO LESS THAN 100 NET PASSING YARDS

By Buccaneers --- 68, at Carolina, 1/7/24
By Opponents --- 97, vs. New Orleans, 12/28/14

OPPONENTS HELD TO LESS THAN 50 RUSHING YARDS

By Buccaneers --- 37, vs. Jacksonville, 12/24/23
By Opponents --- 46, vs. Detroit, 10/15/23

SUCCESSFUL ONSIDE KICK

By Buccaneers --- vs. Atlanta (recovered at TB 47 by Russell Shepard), 11/17/13
By Opponents --- at Washington (recovered at WR 49 by Trent Robinson), 10/25/15

FORCED FOUR TURNOVERS

By Buccaneers --- vs. Jacksonville (2 fumbles, 2 interceptions), 12/24/23
By Opponents --- vs. New Orleans (2 fumbles, 2 interceptions), 12/31/23

FORCED FIVE TURNOVERS

By Buccaneers --- at New Orleans (2 fumbles, 3 interceptions), 9/18/22
By Opponents --- vs. Cincinnati (2 fumbles, 2 interceptions), 12/18/22

FORCED SIX TURNOVERS

By Buccaneers --- vs. Washington (4 fumbles, 2 interceptions), 11/25/07
By Opponents --- vs. Carolina (7- 2 fumbles, 5 interceptions), 10/13/19

RECOVERED THREE OPPONENT FUMBLES

By Buccaneers --- vs. Atlanta, 10/22/23
By Opponents --- at Carolina, 12/24/17

INTERCEPTED THREE PASSES

By Buccaneers --- at New Orleans, 9/18/22
By Opponents --- vs. New Orleans, 11/8/20