



WEEK 7


RELEASE



OCT. 25 AT 8:20^P_M ET


**ADVENTHEALTH TRAINING CENTER
ONE BUCCANEER PLACE, TAMPA FLORIDA
(813) 554-1311**

4-2



WEEK 7 - TAMPA BAY BUCCANEERS AT LAS VEGAS RAIDERS

3-2



OCT.

25

TV



Sunday, October 25, 2020

Kickoff: 8:20 p.m. ET | 5:20 p.m. PT
Location: Allegiant Stadium

Television Network: NBC

FOX Crew: Al Michaels (PxP), Cris Collinsworth (Color), Michele Tafoya (Reporter)

Buccaneers Radio Network: 98ROCK, Flagship Station

Broadcast Crew: Gene Deckerhoff (PxP), Dave Moore (Color), T.J. Rives (Reporter)

Spanish Radio (96.1 Caliente): Carlos Bohorquez (PxP), Martin Gramatica (Analyst)

STEERING THE SHIP

THE BUZZ AROUND BOWLES' DEFENSE



THE NFL'S TOP RUN DEFENSE - 2019-20

Rank	Team	Def. Rush YPG
1.	Tampa Bay Buccaneers	71.2
2.	New Orleans Saints	93.4
3.	Indianapolis Colts	95.3
4.	New York Jets	97.5
5.	Baltimore Ravens	97.6

THE BUCCANEERS RANK SECOND IN THE NFL IN TACKLES FOR LOSS IN 2020 (37)

TOTAL NET YARDS ALLOWED/GAME - 2020

Rank	Team	Def. YA/G
1.	Tampa Bay Buccaneers	282.0
2.	Pittsburgh Steelers	285.2
3.	Indianapolis Colts	288.0
4.	Los Angeles Rams	318.5
5.	San Francisco 49ers	321.0

2020 NFL TAKEAWAY LEADERS - TEAM

Rank	Team	TA
1.	Cleveland Browns	12
2t.	Tampa Bay Buccaneers	11
2t.	Baltimore Ravens	11
4t.	Three Teams Tied	10

2020 NFL SACK LEADERS - TEAM

Rank	Team	Sacks
1.	Pittsburgh Steelers	24.0
2t.	Tampa Bay Buccaneers	22.0
2t.	Baltimore Ravens	22.0
4.	Philadelphia Eagles	21.0
5.	Los Angeles Rams	20.0

THE BUCCANEERS RANK FIRST IN THE NFL IN FEWEST EXPLOSIVE PLAYS ALLOWED IN 2020 (19)

[illegible]



OFFENSIVE NOTES

TAMPA TOM - FITTING RIGHT IN



2020 NFL PASSING TOUCHDOWN LEADERS

Rank	Player (Team)	TD
1.	Russell Wilson (SEA)	19
2.	Josh Allen (BUF)	16
3.	Patrick Mahomes (KC)	15
4.	Tom Brady (TB)	14
5.	A. Rodgers (GB)/R. Tannehill (TEN)/D. Watson (HOU)	13

MOST PASSING TD THROUGH SIX GAMES

Rank	Buccaneers QB (Season)	TD
1.	Tom Brady (2020)	14
2.	Brad Johnson (2003)	13
3t.	Jameis Winston (2019)	12
3t.	Jameis Winston (2016)	12
5t.	R. Fitzpatrick (2018) / J. Freeman (2012)	11

COMEBACK WINS BY A QB (10+ POINT DEFICIT)

Regular Season + Playoffs - NFL History		
Rank	Player	Comeback Wins
1.	Tom Brady	35
2.	Peyton Manning	26
3.	Drew Brees	24
4.	Eli Manning	20
5.	Ben Roethlisberger	19

TOM BRADY HAS LED TAMPA BAY TO A 4-2 START, ITS BEST START SINCE 2011 (4-2).

GETTING RED ZONE RESULTS



• The Buccaneers offense has scored a touchdown on 17-of-22 trips inside the red zone this season and is one of only five teams in the NFL with a perfect scoring percentage on red zone drives.

• The team has found success through the air in the red zone, recording 12 red zone passing touchdowns, tied for the second-most in the NFL.

RED ZONE SCORING PERCENTAGE

Team	RZ-Sc%	RZ TD
1t. Tampa Bay Buccaneers	100.0%	17
1t. Arizona Cardinals	100.0%	16
1t. Kansas City Chiefs	100.0%	16
1t. Philadelphia Eagles	100.0%	11
1t. Los Angeles Chargers	100.0%	9

MOST RED ZONE PASSING TOUCHDOWNS

Team	TD
1. Seattle Seahawks	13
2t. Tampa Bay Buccaneers	12
2t. Tennessee Titans	12
2t. Buffalo Bills	12
2t. Kansas City Chiefs	12

ROJO ON THE RISE

• After rushing for 100-or-more yards in three-consecutive games Weeks 4-6, RB **Ronald Jones II** currently ranks fifth in the NFL in rushing yards and seventh in scrimmage yards among running backs.
• Over the last three games, Jones is averaging 5.50 rushing yards per attempt on 60 carries.

NFL RUSHING YARDS LEADERS

Rank	Player (Team)	Yards
1.	Derrick Henry (TEN)	588
2.	Dalvin Cook (MIN)	489
3.	Ronald Jones II (TB)	472
4.	Miles Sanders (PHI)	434
5.	Joe Mixon (CIN)	428



MOST 20+ YARD RUSHES

Rank	Player (Team)	20+
1.	Nick Chubb (CLE)	6
2.	Lamar Jackson (BAL)	5
3.	Ronald Jones II (TB)	4
4.	Kyler Murray (ARI)	4
5.	Six Players Tied	3

FOURTH PLAYER IN TEAM HISTORY WITH AT LEAST THREE-CONSECUTIVE GAMES OF 100-OR-MORE YARDS RUSHING.

TAMPA BAY VS. LAS VEGAS



DEFENSIVE NOTES

PROTECTING THE PASSING LANES



• Tampa Bay currently ranks sixth in the NFL in net passing defense through Week 6.

• In addition to being a top six defense in net passing yards allowed, the Buccaneers also rank tied for second in interceptions (eight), fourth in lowest opponent passer rating (82.0) and tied for fourth in passes defended (30).

• The 107 net passing yards given up to the Packers in Week 6 were the fourth-fewest in the NFL this season and the fewest for the Buccaneers since 12/3/17 at Green Bay.

2020 NET PASSING YARDS ALLOWED/GAME

Team	YA/G
1. Indianapolis Colts	199.7
2. Washington Football Team	207.0
3. Kansas City Chiefs	208.0
4. Los Angeles Rams	209.5
5. San Francisco 49ers	212.7
6. Tampa Bay Buccaneers	217.7

2020 LOWEST OPPONENT PASSER RATING

Team	Rtg.
1. Indianapolis Colts	71.7
2. Chicago Bears	73.5
3. Pittsburgh Steelers	79.6
4. Tampa Bay Buccaneers	82.0
5. Kansas City Chiefs	83.3

TALLY UP THE TAKEAWAYS



• The Buccaneers defense has been one of the best in the league in creating turnovers since **Todd Bowles** took over as defensive coordinator in 2019. From the start of last season, Tampa Bay ranks fourth in takeaways and second in points off turnovers.

NFL TEAM TAKEAWAYS (2019-20)

Team	TA
1. Pittsburgh Steelers	47
2. New England Patriots	46
3. Seattle Seahawks	42
4. Tampa Bay Buccaneers	39
5t. Minnesota Vikings	36
5t. Baltimore Ravens	36

POINTS OFF TAKEAWAYS (2019-20)

Team	Points
1. Baltimore Ravens	183
2. Tampa Bay Buccaneers	178
3. Pittsburgh Steelers	162
4. Seattle Seahawks	139
5. New England Patriots	129

WASTING NO TIME

• Outside linebacker **Jason Pierre-Paul** has recorded sacks in five of the first six weeks of the 2020 season, taking his career total to 85.0. His 85.0 sacks since entering the league in 2010 are tied for the eighth-most in the NFL.

• Pierre-Paul has earned 26.5 sacks since joining the Buccaneers in 2018, which rank ninth in the NFL during that span.



2020 SACK LEADERS

Player (Team)	Sacks
1. Aaron Donald (LAR)	7.5
2. Myles Garrett (CLE)	7.0
3. Jason Pierre-Paul (TB)	5.5
4t. Five Players Tied	5.0

ROUGHING UP THE RUN GAME



• In 2018, the Buccaneers ranked 20th in defensive rush average and 24th in rush yards allowed per game. Last season, Tampa Bay ranked first in the NFL in run defense, and it continues to lead the NFL in that category dating back to the start of 2019, holding

12-straight opponents under 100 yards rushing (longest streak in the NFL since 2006).

NFL RUSHING YARDS PER ATTEMPT ALLOWED

Since start of 2019 Season

Rank	Team	Defensive Rush Avg.
1.	Tampa Bay Buccaneers	3.18
2.	New York Jets	3.60
3.	Pittsburgh Steelers	3.71
4.	New York Giants	3.82
5.	Indianapolis Colts	3.93

NFL FEWEST RUSHING YARDS ALLOWED PER GAME

Since start of 2019 Season

Rank	Team	Y/G
1.	Tampa Bay Buccaneers	71.2
2.	New Orleans Saints	93.4
3.	Indianapolis Colts	95.3
4.	New York Jets	97.5
5.	Baltimore Ravens	97.6



DEFENSIVE NOTES

THERE'S A LOT TO LIKE ABOUT LAVONTE

NFC DEFENSIVE PLAYER OF THE MONTH

· Inside linebacker **Lavonte David** earned NFC Defensive Player of the Month Honors for September after posting a well-rounded statline, which included 24 tackles (two for loss), two passes defended, one interception, one forced fumble and one fumble recovery.

· Through Week 6, David leads the team in solo tackles (34) and is tied for first in tackles for loss (five) and fumble recoveries (one), second on the team in tackles (47), tied for second in forced fumbles (one) and tied for third in interceptions (one).

NFL TFL LEADERS SINCE 2012

Player (Current Team)	TFL
1. J.J. Watt (HOU)	148
2. Aaron Donald (LAR)	123
3. Lavonte David (TB)	121
4. Calais Campbell (BAL)	120
4t. Von Miller (DEN)	116
4t. Michael Bennett (Retired)	116

· David recorded two passes defended and an interception in the team's Week 3 win vs. Denver.

· He now has 12 career interceptions, which are the second-most by a linebacker in team history, trailing only Pro Football Hall of Famer Derrick Brooks (25).



NFL INT LEADERS SINCE 2012 - LINEBACKERS

Player (Current Team)	INT
1. Luke Kuechly (Retired)	18
2t. Lavonte David (TB)	12
2t. Alec Ogletree (NYJ)	12
4. Jamie Collins (DET)	11
5t. Seven Players Tied	10

PASS DEFENSE LEADERS SINCE 2012 - LINEBACKERS

Player (Current Team)	PD
1. Luke Kuechly (Retired)	66
2. Alec Ogletree (NYJ)	57
3. Bobby Wagner (SEA)	51
4. Lavonte David (TB)	48
5. K.J. Wright (SEA)	46

THE SACK KING RETURNS FOR AN ENCORE IN 2020



· A season ago, OLB **Shaquil Barrett** led the league with a franchise-best 19.5 sacks, breaking Pro Football Hall of Famer **Warren Sapp's** previous franchise record of 16.5 set in 2000.

· Over the last two seasons, he leads the NFL in sacks and is tied for first in multi-sack games, while ranking tied for third in forced fumbles.

22.5
SACKS

**MOST
IN THE NFL
SINCE
JOINING
TAMPA BAY
IN 2019**

NFL SACK LEADERS (2019-20)

Player (Current Team)	Sacks
1. Shaquil Barrett (TB)	22.5
2t. Aaron Donald (LAR)	20.0
2t. Chandler Jones (ARI)	20.0
4. T.J. Watt (PIT)	19.0
5. Za'Darius Smith (GB)	18.5

NFL FORCED FUMBLE LEADERS (2019-20)

Player (Current Team)	FF
1t. T.J. Watt (PIT)	8
1t. Chandler Jones (ARI)	8
3t. Shaquil Barrett (TB)	6
3t. Yannick Ngakoue (MIN)	6
3t. Marlon Humphrey (BAL)	6

NFL QUARTERBACK HIT LEADERS (2019-20)

Player (Current Team)	QBH
1. T.J. Watt (PIT)	49
2. Za'Darius Smith (GB)	46
3. Matt Judon (BAL)	44
4t. Shaquil Barrett (TB)	41
4t. Joey Bosa (LAC)	41

MOST MULTI-SACK GAMES (2019-20)

Player (Current Team)	Games with 2.0+ Sacks
1t. Shaquil Barrett (TB)	5
1t. Myles Garrett (CLE)	5
1t. Za'Darius Smith (GB)	5
4t. Aaron Donald (LAR)	4
4t. Chandler Jones (ARI)	4
4t. Yannick Ngakoue (MIN)	4



AT LAS VEGAS

STANDOUT PERFORMERS



23
TACKLES

3.0
SACKS

4
QBH

2
FF

SHAQUIL BARRETT

EIGHT CAREER GAMES VS. RAIDERS



16
TACKLES

14
SOLO

2
TFL

1
QBH

LAVONTE DAVID

CAREER-HIGH FOR TACKLES - VS. OAK 11/4/12



265.0
YDS/GAME

8
PASS TD

95.3
RATING

1
INT

TOM BRADY

SIX CAREER GAMES VS. RAIDERS (REG + POST)

2020 STATISTICAL COMPARISON

BUCCANEERS			RAIDERS	
STAT	RANK		STAT	RANK
358.2	20th	TOTAL OFFENSE	399.4	6th
109.2	20th	RUSH OFFENSE	121.0	14th
256.8	19th	PASS OFFENSE	288.4	6th
282.0	1st	TOTAL DEFENSE	393.6	24th
64.3	1st	RUSH DEFENSE	126.8	22nd
217.7	6th	PASS DEFENSE	266.8	25th
29.5	8th	POINTS SCORED	30.2	6th
20.3	8th	POINTS ALLOWED	30.4	27th
22.0	t-2nd	SACKS	7.0	t-28th
8.0	t-6th	SACKS ALLOWED	8.0	t-6th
+4	t-6th	TURNOVER MARGIN	-4	28th

TEAM LEADERS

Ronald Jones II (472) 5th in the NFL	RUSHING YARDS	Josh Jacobs (377)
Ronald Jones II (3)	RUSHING TDS	Josh Jacobs (5) T-6th in the NFL
Tom Brady (97.8)	PASSER RATING	Derek Carr (115.9) 2nd in the NFL
Tom Brady (1,541)	PASSING YARDS	Derek Carr (1,442)
Tom Brady (14) 4th in the NFL	PASSING TDS	Derek Carr (11) T-8th in the NFL
Mike Evans (23)	RECEPTIONS	Darren Waller (34)
Mike Evans (281)	RECEIVING YARDS	Darren Waller (295)
Mike Evans (6) 2nd in the NFL	RECEIVING TDS	Nelson Agholor (3)
Devin White (50)	TACKLES	Johnathan Abram (28)
Jason Pierre-Paul (5.5) 3rd in the NFL	SACKS	Maxx Crosby (4.0)
Carlton Davis III (3) T-3rd in the NFL	INTERCEPTIONS	Three Players Tied (1)



WHAT TO WATCH FOR

BUCCANEERS TEAM

- Quarterback **Tom Brady** and tight end **Rob Gronkowski** have connected for **79 touchdowns** in the regular season and need **1 more** to pass Dan Marino and Mark Clayton (79) for the fourth-most touchdown connections in NFL history.
- Dating back to the 2019 season, the Buccaneers have held 12 consecutive opponents under 100 rushing yards, a franchise record and the fourth-longest streak in the NFL since the 1970 merger. If Tampa Bay holds the Raiders **under 100 rushing yards**, it will tie for the third-longest streak in the NFL since the merger (Minnesota Vikings, 13 games, 9/24/06-12/21/06).
- The Buccaneers held the Packers to 107 net passing yards. If Tampa Bay holds Las Vegas **under 125 net passing yards**, it will mark the first time the team has held consecutive opponents under 125 net passing yards since 2008 (11/16/08 vs. Minnesota-11/23/08 at Detroit).
- Tampa Bay rushed for 150 yards against Green Bay. With **150 or more rushing yards** at Las Vegas, it would mark the first time the Buccaneers have posted consecutive games with at least 150 rushing yards since 2015 (10/11/15 vs. Jacksonville-10/25/15 at Washington).

SHAQUIL BARRETT

- Barrett recorded a **franchise-record 19.5 sacks** in 2019. With **15.0 or more sacks** in 2020, he would be just the 11th player in NFL history to post consecutive seasons with at least 15.0 sacks.
- Barrett has **22.5 sacks as a Buccaneer**. He needs **3.5 more** to tie Greg Spires (26.0 from 2002-07) for 10th-most sacks in franchise history.



CAMERON BRATE

- Brate has **28 career touchdown catches**. He needs **one more** to pass Joey Galloway (28 from 2004-08) for the fourth-most touchdown receptions in team history.
- Brate has **three career games with multiple touchdown receptions**. He needs **one more** to tie Jimmie Giles for the most ever such games by a Buccaneers tight end and tie for the third-most such games in franchise history.



TOM BRADY

- Brady has 14 passing touchdowns, tied for the most through six games in franchise history. He needs **one passing touchdown** at Las Vegas to record the most through seven games in franchise history.
- Brady has 555 regular season **passing touchdowns** and needs **two** to tie Drew Brees (556 - active) for the most regular season passing touchdowns in NFL history. Including the postseason, Brady has thrown for 628 touchdowns, the most in NFL history.
- Brady has two career regular season games with at least **six passing touchdowns** and needs **one more** such game to tie Peyton Manning (three) for the most such games in NFL history. Including the postseason, Brady has seven such games, tied with Ben Roethlisberger for the third-most in NFL history.
- Brady has 93 career regular season games with at least **300 passing yards** and needs one more such game to pass Peyton Manning (93) for the second-most such games in NFL history. Including the postseason, Brady has 109 games with at least 300 passing yards, trailing only Drew Brees (129).





WHAT TO WATCH FOR

LAVONTE DAVID

- David has **24.0 career sacks**. He needs **2.5 more** to tie Jason Pierre-Paul (26.5 from 2018-Present) Broderick Thomas (26.5 from 1989-93) for the ninth-most sacks in franchise history.
- David has **three career defensive touchdowns** and needs **one more** to tie for the third-most in franchise history (David Logan, 1979-96; Mike Washington, 1976-84).

CHRIS GODWIN

- Godwin has **2,891 career receiving yards**. He needs **57 more** to pass Mike Williams (2,947 from 2010-13) for 10th-most receiving yards in franchise history.
- Godwin has **18 career touchdown receptions**. He needs **two more** to tie Vincent Jackson (20 from 2012-16) for 10th-most receiving touchdowns in Buccaneers history.
- Godwin had **1,333 receiving yards in 2019**. If he **surpasses 1,300 yards receiving in 2020**, he would be the first player in team history to record 1,300-or-more yards in consecutive seasons.



ROB GRONKOWSKI

- Gronkowski has **8,079 regular season receiving yards** and needs **eight more** to pass Jimmy Graham (8,086 - active) for the sixth-most receiving yards by a tight end in NFL history.
- Gronkowski has **80 regular season receiving touchdowns**. He needs **one more** to tie Art Powell and Steve Smith (81) for 25th-most and **two more** to tie Anquan Boldin and Reggie Wayne (82) for the 23rd-most touchdown receptions in NFL history. Including the postseason, Gronkowski has 92 receiving touchdowns and needs three more to tie Issac Bruce (95) and Hines Ward (91) for the 13th-most receiving touchdowns in NFL history (regular season and postseason combined).



RONALD JONES II

- Jones has rushed for at least 100 yards in each of the past three contests. With **100-or-more rushing yards** at Last Vegas, it would mark only the second-longest streak of 100-yard rushing games in franchise history, trailing only James Wilder's six consecutive games from 1984-85.
- Jones rushed for 113 yards and two touchdowns against Green Bay. With **over 100 yards and at least two touchdowns** at Las Vegas, Jones will join Warrick Dunn (11/26/00 vs. Buffalo-12/3/00 vs. Dallas) as the only players in franchise history to post consecutive games with at least 100 rushing yards and multiple rushing touchdowns. Dunn is the only player in franchise history to post consecutive multi-touchdown games.

LESEAN MCCOY

- McCoy has **11,070 career rushing yards**. He needs **167 more** to pass O.J. Simpson (11,236) for 21st-most and **171 more** to pass Corey Dillon (11,241) for the 20th-most regular season rushing yards in NFL history.
- McCoy has **73 career rushing touchdowns**. He needs **one more** to tie Earl Campbell and Leroy Kelly (74) for 26th-most, **two more** to tie Clinton Portis (75) for 25th-most and **three more** to tie Pete Johnson (76) for the 24th-most regular season rushing touchdowns in NFL history.
- McCoy has **14,928 career yards from scrimmage**. He needs **182 more** to pass Jerome Bettis (15,111) for 25th-most, **189 more** to pass Steve Smith (15,118) for 24th-most, **192 more** to pass Steven Jackson (15,121) for 23rd-most, **195 more** to pass Tim Brown (15,124) for 22nd-most and **211 more** to pass Tony Gonzalez (15,141) for the 21st-most regular season yards from scrimmage in NFL history.

JASON PIERRE-PAUL

- Pierre-Paul has **26.5 sacks** as a Buccaneer. He needs **0.5 more** to pass Broderick Thomas (26.5 from 1989-93) for ninth-most and **1.5 more** to tie Ronde Barber (28.0 from 1997-2012) for eighth-most in franchise history.



CONNECTIONS

COLLEGE CONNECTIONS



WR Chris Godwin (2014-16)
TB T Donovan Smith (2011-14)

LV DE Carl Nassib (2013-15)



TB Khalil Davis (2015-19)

LV DT Maliek Collins (2013-15)



TB CB Carlton Davis III (2015-17)
TB CB Jamel Dean (2015-18)

LV Daniel Carlson (2014-17)



TB DL Patrick O'Connor (2012-16)

LV DE Maxx Crosby (2015-18)



- Four members of the 2016 LSU Tigers squad will take the field on Sunday night - Buccaneers ILB **Devin White** and RB **Leonard Fournette**, along with Raiders DE **Arden Key** and TE **Foster Moreau**. The four played a part in a Tiger team that posted an 8-4 record, which included a victory over No. 15 Louisville in the Citrus Bowl and a final ranking of No. 13 in the AP Poll. In what was his freshman campaign, White made 30 tackles and tallied a sack while both forcing and recovering a fumble. Fournette rushed for 843 yards on the year with eight rushing touchdowns. He also tallied 146 receiving yards.

FORMER BUCCANEERS

- Raiders DE Carl Nassib spent two seasons with the Buccaneers in 2018 and 2019.
- Raiders G Patrick O'mameh spent the 2014 season with the Buccaneers.
- Raiders Offensive Quality Control Coach Tim Berbenich held various roles with the Buccaneers from 2006-11.
- Raiders Assistant Head Coach/Special Teams Coordinator Rich Bisaccia spent the 2002-10 NFL seasons working for Tampa Bay, working primarily with special teams before adding the associate head coach role in 2008.
- Raiders Quality Control - Offense Coach Austin King played center for the Buccaneers in 2003.
- Raiders Defensive Line Coach Rod Marinelli coached in Tampa Bay from 1996-2005, working as a defensive line coach before also earning assistant head coach responsibilities.
- Raiders Offensive Coordinator Greg Olson coached for the Buccaneers from 2008-11, serving as the team's offensive coordinator for three seasons.
- Raiders Special Teams Assistant Byron Storer was a fullback for the Buccaneers from 2007-09 before working as an assistant special teams coach from 2010-11.
- Raiders Running Backs Coach Kirby Wilson held the same role in Tampa Bay from 2002-03.

FORMER RAIDERS

- Buccaneers Cornerbacks Coach Kevin Ross was a safeties coach for the Raiders from 2010-11.
- Buccaneers Specialists Coach Chris Boniol was an assistant special teams coach for the Raiders in 2014.

FLORIDA TIES

- Raiders WR Nelson Agholor is a Tampa native and attended Berkeley Preparatory School.
- Raiders T Trent Brown played collegiately at Florida.
- Raiders C Rodney Hudson played collegiately at Florida State.
- Raiders S Lamarcus Joyner played collegiately at Florida State and is a Miami native.
- Raiders CB Nevin Lawson is a Lauderhill native.
- Raiders CB Trayvon Mullen is a Fort Lauderdale native.
- Raiders QB Nathan Peterman is a Jacksonville native.
- Raiders LB Kyle Wilber is an Apopka native.
- Raiders T Sam Young is a Coral Springs native.
- Raiders Wide Receivers Coach Edgar Bennett is a Jacksonville native and played collegiately at Florida State from 1987-91.
- Raiders Strength and Conditioning Assistant Rick Slate attended Florida State and was also a strength and conditioning coordinator for the Florida Marlins from 1992-02.

FORMER NFL TEAMMATES

TB C Ryan Jensen (2014-17)



LV TE Darren Waller (2015-16)

TB OLB Shaquil Barrett (2015-18)



LV RB Devontae Booker (2016-19)

TB QB Tom Brady (2000-19)

TB TE Rob Gronkowski (2010-18)



LV T Trent Brown (2018)

TB RB Leonard Fournette (2017-19)



LV G Patrick O'mameh (2016-18)

TB OLB Jason Pierre-Paul (2010-17)

TB S Andrew Adams (2016-17)



LV DT Johnathan Hankins (2013-16)

Three key starters of the 2018 NFC Champion Los Angeles Rams defense will take the field Sunday night as **Ndamukong Suh** faces off against **Cory Littleton** and **Lamarcus Joyner**. The trio played major roles in a Rams squad that advanced to Super Bowl LIII before falling to current Buccaneers QB Tom Brady and the New England Patriots. Suh finished the season with 4.5 sacks, which was good for the second-most on the team behind DL Aaron Donald.





CONNECTIONS

PLAYER/COACH CONNECTIONS

- Buccaneers Offensive Line Coach **Joe Gilbert** (2012-17) held the same role and served as an assistant at the position in Indianapolis when Raiders G/T **Denzelle Good** (2015-18) played for the Colts.
- Buccaneers quarterbacks coach **Clyde Christensen** (2016-17) was the offensive coordinator for the Miami Dolphins when Raiders veteran T **Sam Young** (2016-18) played on the offensive line in Miami.
- Buccaneers Specialists Coach **Chris Boniol** (2010-13) was the assistant special teams coach for the Dallas Cowboys when Raiders S **Jeff Heath** (2013-19) was a rookie in Dallas. During their lone season together, Heath played 321 special teams snaps, the second highest single-season output in his career. Raiders LB **Kyle Wilber** (2012-17) also played in Dallas during Boniol's time with the Cowboys, appearing as another special teams mainstay for Boniol's units.



COACHING CONNECTIONS



- Buccaneers Head Coach **Bruce Arians** (2004-11) held multiple positions with the Pittsburgh Steelers, including offensive coordinator while Raiders Running Backs Coach **Kirby Wilson** held the same position in Pittsburgh from 2007-13. Buccaneers Assistant Head Coach/Run Game Coordinator **Harold Goodwin** served as an offensive assistant in Pittsburgh from 2007-11 as well.
- Buccaneers Safeties Coach **Nick Rapone** was the defensive coordinator at Pittsburgh from 1989-92. There, he worked with Raiders Head Coach **Jon Gruden**, who was the wide receivers coach for the Panthers in 1991.
- Buccaneers Defensive Coordinator **Todd Bowles** was the head coach of the New York Jets from 2016-18. In 2017, Bowles' offense was orchestrated by **John Morton**, who served as the offensive coordinator in New York and now works as a senior offensive assistant for the Raiders. Buccaneers Inside Linebackers Coach **Mike Caldwell** (2015-18) was the assistant head coach/inside linebackers coach and Buccaneers Defensive Line Coach **Kacy Rodgers** was the defensive coordinator in New York during this time as well.



TURN BACK THE CLOCK

FORMER BUCCANEERS

- Raiders Head Coach **Jon Gruden** was the head coach in Tampa Bay from 2002-08, leading Tampa to a Super Bowl XXXVII victory over the then Oakland Raiders, who traded Gruden's rights to Tampa in exchange for four draft picks in 2002.



HC BRUCE ARIANS

CAREER HIGHLIGHTS

- X Arians is a two-time Associated Press NFL Coach of the Year, earning the award in 2012 (Indianapolis Colts) and in 2014 (Arizona Cardinals).
- X He is the only coach in NFL history to earn the award multiple times in a three-year span with different teams and is one of only 12 coaches in NFL history to win the award multiple times.
- X Prior to his time with the Colts, Arians spent eight seasons with the Steelers, five as offensive coordinator (2007-11) and three as the wide receivers coach (2004-06). During his tenure as the offensive coordinator, the Steelers had a 55-25 record, tying Green Bay for the second-best mark in the NFL during that span.
- X Pittsburgh won three AFC North Division titles, two AFC Championships and earned a victory in Super Bowl XLIII over the Cardinals. Arians was also part of the Steelers' Super Bowl XL win as the team's wide receivers coach.

ARIZONA CARDINALS

- X During his time in Arizona, Arians compiled a 49-30-1 regular season record (.619 winning percentage). The Cardinals' 49 wins during that span were the seventh-most in the NFL and the third-most in the NFC. Arians won 50 total games in Arizona (49 regular season, one postseason), finishing as the winningest coach in franchise history. His 49 regular season wins are also the most by any coach in Cardinals history.
- X In 2015, Arians led the Cardinals to a franchise record 13 wins, which also featured the team's first-ever postseason bye and second-ever appearance in the NFC Championship Game.
- X Under Arians, the Cardinals offense set several single-season team records, including points scored (489 in 2015), total touchdowns (59 in 2015), total net yards (6,533 in 2015) and first downs (373 in 2015).

TRUST
LOYALTY
RESPECT



COACHING CAPSULE

27th NFL Season (7th as Head Coach)
 BUCCANEERS HEAD COACH: 2nd Year
 REGULAR SEASON RECORD: 69-44-1 (.610)
 INDIANAPOLIS COLTS: 9-3 (.750)
 ARIZONA CARDINALS: 49-30-1 (.619)
 TAMPA BAY BUCCANEERS: 11-11 (.500)
 POSTSEASON RECORD: 1-2 (.333)

10 **TH-MOST**
wins among active
head coaches.

TAMPA BAY BUCCANEERS

- X Bruce Arians was named the 12th head coach in franchise history on January 8, 2019.
- X In his first season with the Buccaneers in 2019, Arians led Tampa Bay to a two-win improvement over the previous season, guiding the team to a 5-3 record over the last eight games to finish 7-9. The team's seven wins were its most since 2016. In addition, the Buccaneers 5-3 record on the road matched the third-best road mark in team history.
- X Under Arians' direction, Tampa Bay's offense set franchise records for both points scored (458) and touchdowns (54), while leading the league in passing offense at 302.8 yards per game and ranking third in the NFL in total offense at 397.9 yards per game. On the defensive side of the ball, the Buccaneers boasted the NFL's best run defense, limiting opponents to 1,181 rushing yards over 16 games (73.8 avg.), the lowest total allowed in a 16-game season in franchise history.

INDIANAPOLIS COLTS

- X Arians went to Arizona after spending the 2012 season with Indianapolis. Hired as the team's offensive coordinator, he also served as the team's interim head coach for 12 games while head coach Chuck Pagano was treated for leukemia. He led the Colts to a 9-3 record and was selected as the 2012 AP NFL Coach of the Year. Indianapolis' nine-win improvement (2-14 to 11-5) matched the third-largest single-season turnaround in NFL history.
- X Arians helped the Colts' offense rank 10th in the NFL in yards (362.4 ypg) and seventh in passing yards (258.0 ypg). Rookie quarterback Andrew Luck - the first overall pick in the 2012 NFL Draft - made the Pro Bowl and set rookie records for passing yards (4,374) and 300-yard passing games (six). He also established the NFL single-game rookie record for passing yards (433, 11/4 vs. Miami). Luck finished with the then-third-most passing touchdowns by a rookie in NFL history, with 23.



ASSISTANT COACHES

2020 TAMPA BAY BUCCANEERS COACHING STAFF



Assistant Head Coach/Run Game Coordinator **Harold Goodwin**

- **Experience:** 16th Year NFL, 2nd Year Buccaneers
- **Notes:** The Buccaneers rushed for 122 yards (5.5 avg.) and three touchdowns in Week 2 vs. Carolina.
- **Gameday Location:** Sideline



Offensive Coordinator **Byron Leftwich**

- **Experience:** 4th Year NFL, 2nd Year Buccaneers
- **Notes:** Tom Brady has thrown 14 touchdown passes through the first six games of the 2020 season, marking the most through six games in franchise history.
- **Gameday Location:** Sideline



Quarterbacks Coach **Clyde Christensen**

- **Experience:** 25th Year NFL, 2nd Year Buccaneers
- **Notes:** Tom Brady threw three touchdowns and zero interceptions in Week 3 vs. Denver. He has the most games with 3+ TD and 0 INT in NFL history.
- **Gameday Location:** Coaches Booth



Tight Ends Coach **Rick Christophel**

- **Experience:** 7th Year NFL, 2nd Year Buccaneers
- **Notes:** Rob Gronkowski posted a season-high 78 receiving yards on five receptions in Week 6, while also recording his first touchdown in Tampa Bay.
- **Gameday Location:** Sideline



Wide Receivers Coach **Kevin Garver**

- **Experience:** 8th Year NFL, 2nd Year Buccaneers
- **Notes:** WR Mike Evans ranks second in the NFL lead with six receiving touchdowns through Week 6. He hauled in a receiving touchdown in six-straight games from 12/8/19-10/8/20.
- **Gameday Location:** Sideline



Offensive Line Coach **Joe Gilbert**

- **Experience:** 8th Year NFL, 2nd Year Buccaneers
- **Notes:** The Buccaneers offense is tied for the sixth-fewest sacks allowed through Week 6 (8.0).
- **Gameday Location:** Coaches Booth



Running Backs Coach **Todd McNair**

- **Experience:** 5th Year NFL, 2nd Year Buccaneers
- **Notes:** Ronald Jones II became just the fourth running back in team history to rush for 100-or-more yards in three-consecutive contests Weeks 4-6.
- **Gameday Location:** Sideline



Assistant Coach **Tom Moore**

- **Experience:** 41st Year NFL, 2nd Year Buccaneers
- **Notes:** Under Moore's guidance, three different quarterbacks have led the league in passing yards.
- **Gameday Location:** Sideline



Offensive Assistant **Antwaan Randle El**

- **Experience:** 2nd Year NFL, 2nd Year Buccaneers
- **Notes:** Rookie wide receiver Tyler Johnson posted season-best marks in Week 5, making four receptions for 61 yards (15.3 avg.).
- **Gameday Location:** Sideline



Offensive Quality Control Coach **John Van Dam**

- **Experience:** 2nd Year NFL, 2nd Year Buccaneers
- **Notes:** The Buccaneers offense has scored on all 22 of its red zone drives in 2020 and is tied for the second-most red zone touchdowns with 12.
- **Gameday Location:** Coaches Booth





ASSISTANT COACHES

2020 TAMPA BAY BUCCANEERS COACHING STAFF



Defensive Coordinator **Todd Bowles**

- **Experience:** 22nd Year NFL, 2nd Year Buccaneers
- **Notes:** Tampa Bay's defense ranks first in rushing yards allowed per game, first in total defense and fifth in net passing yards allowed.
- **Gameday Location:** Sideline



Defensive Quality Control Coach **Tim Atkins**

- **Experience:** 11th Year NFL, 2nd Year Buccaneers
- **Notes:** Devin White leads all members of the 2019 draft class in career tackles per game (7.4).
- **Gameday Location:** Coaches Booth



Inside Linebackers Coach **Mike Caldwell**

- **Experience:** 13th Year NFL, 2nd Year Buccaneers
- **Notes:** Lavonte David and Devin White have combined for five games with 10-or-more tackles through Week 6. David has 36 career games with double-digit tackles.
- **Gameday Location:** Sideline



Outside Linebackers Coach **Larry Foote**

- **Experience:** 6th Year NFL, 2nd Year Buccaneers
- **Notes:** Shaquil Barrett (1.02) and Jason Pierre-Paul (0.88) rank second and eighth in the NFL in sacks per game since Foote arrived in 2019.
- **Gameday Location:** Sideline



Defensive/Special Teams Assistant **Cody Grimm**

- **Experience:** 2nd Year NFL, 2nd Year Buccaneers
- **Notes:** S Antoine Winfield Jr. 2nd among rookies in QB hits (three), t-2nd in sacks (2.0), t-3rd in forced fumbles (one), 4th in tackles (35) and t-5th in passes defended (three).
- **Gameday Location:** Sideline



Assistant Defensive Line Coach **Lori Locust**

- **Experience:** 2nd Year NFL, 2nd Year Buccaneers
- **Notes:** In Week 2, Ndamukong Suh posted his first game with 2.0-or-more sacks since 2015.
- **Gameday Location:** Sideline



Safeties Coach **Nick Rapone**

- **Experience:** 7th Year NFL, 2nd Year Buccaneers
- **Notes:** Antoine Winfield Jr. and Jordan Whitehead each have 2.0 sacks in 2020, tying them for the third-most sacks by a defensive back in the NFL this season.
- **Gameday Location:** Coaches Booth



Defensive Line Coach **Kacy Rodgers**

- **Experience:** 14th Year NFL, 2nd Year Buccaneers
- **Notes:** The Buccaneers defense ranks third in the NFL in quarterback pressures (69) and fourth in quarterback hits (46).
- **Gameday Location:** Sideline



Cornerbacks Coach **Kevin Ross**

- **Experience:** 14th Year NFL, 2nd Year Buccaneers
- **Notes:** CB Carlton Davis III is tied for second in the NFL with three interceptions in 2020, while tying for the league lead in passes defended (10).
- **Gameday Location:** Sideline



Special Teams Coordinator **Keith Armstrong**

- **Experience:** 27th Year NFL, 2nd Year Buccaneers
- **Notes:** The Buccaneers have pinned their opponents inside the 20 on punts nine times through Week 6, tied for the 10th-most among all teams.
- **Gameday Location:** Sideline



Specialist Coach **Chris Boniol**

- **Experience:** 7th Year NFL, 2nd Year Buccaneers
- **Notes:** Bradley Pinion registered a net punting average of 53.7 in Week 4 - the highest single-game mark by a Buccaneers punter since at least 1991 (min. three punts).
- **Gameday Location:** Sideline



Defensive/Special Teams Assistant **Keith Tandy**

- **Experience:** 1st Year NFL, 1st Year Buccaneers
- **Notes:** In Week 3, Patrick O'Connor blocked and recovered a Denver punt - the team's first blocked punt since 12/17/15.
- **Gameday Location:** Coaches Booth





JON GRUDEN



Jon Gruden returned as head coach of the Raiders on Jan. 9, 2018. Gruden, who was first introduced as head coach of the Raiders over 20 years ago, served four seasons with the Raiders from 1998-2001.

Gruden compiled a 95-81 (.540) regular season mark in 11 seasons as a head coach with the Raiders and the Tampa Bay Buccaneers (2002-08), and a 5-4 record (.556) in postseason contests, which includes a victory in Super Bowl XXXVII.

JON GRUDEN AT A GLANCE

- In his second season back with the Silver and Black, in 2019, Gruden oversaw the continued development of quarterback Derek Carr and an offense that helped the team nearly double its win total from the previous season. Under Gruden's tutelage, Carr set a franchise record and ranked second in the NFL with a 70.4 completion percentage (361-for-513) and snapped a career high with 4,054 passing yards, becoming the first Raider to eclipse the 4,000-yard mark twice in his career. Carr was particularly dangerous in third-down situations, posting a league-best 14 TDs and a 127.4 passer rating, the eighth highest in the NFL since 1991.
- Rookie running back Josh Jacobs set a franchise record with 1,150 rushing yards and seven TDs in his first season out of Alabama, garnering PFWA Offensive Rookie of the Year honors and becoming the second Offensive Rookie of the Year coached by Gruden (Carnell Williams - 2005).
- The youngest head coach in the NFL at age 34 upon his initial hire by Raiders Owner Al Davis in 1998, Gruden posted a 38-26 record (.594) and led the Silver and Black to back-to-back AFC West titles in 2000 and 2001. He guided the Raiders to an AFC Championship Game appearance in 2000, a campaign in which the Raiders set a franchise record with 479 points and led the NFL in rushing (154.4 avg.).
- In all, Gruden-led teams have claimed five division championships and have recorded six seasons with nine-or-more wins. As a head coach, he has seen 24 different players combine for 42 Pro Bowl selections.
- Gruden spent seven seasons as head coach of the Tampa Bay Buccaneers, finishing his time there as the winningest coach in franchise history by compiling a 57-55 (.509) regular-season record, while leading the Buccaneers to three division titles and a 3-2 mark in the postseason. Under Gruden's direction, Tampa Bay posted three top-15 finishes in passing offense and boasted five top-five defenses, including the league's overall leader in defense in both 2002 (252.8 avg.) and 2005 (277.8 avg.). The Buccaneers' defensive units also led the NFL in passing defense in 2002 (155.6 avg.), 2004 (161.2 avg.) and 2007 (170.5 avg.).
- Prior to beginning his initial tenure in Oakland, Gruden was a seven-year NFL assistant, helping his teams qualify for the playoffs five times.
- Gruden spent five years in the college ranks, making stops at the University of Pittsburgh, Pacific, Southeast Missouri State and Tennessee.
- Born August 17, 1963 in Sandusky, Ohio, Gruden attended South Bend (Ind.) Clay High School and was a three-year letterman at quarterback at the University of Dayton, graduating in 1985 with a degree in communications. He helped the Flyers to a 24-7 record in three years and was honored with the prestigious Lt. Andy Zulli Memorial Award, given to the senior player who best exemplifies the qualities of sportsmanship and character. Gruden and his wife, Cindy, a former University of Tennessee cheerleader, have three sons, Deuce, who is in his third season as an assistant strength and conditioning coach for the Silver and Black, Michael and Jayson.

TAMPA BAY VS. LAS VEGAS

JON GRUDEN COACHING CAPSULE

Coaching Years in NFL: 26th year (14th as Head Coach)

Raiders Head Coach: 7th year (3rd in Second Stint)

Regular Season Record: 109-104-0 (.512)

Postseason Record: 5-4 (.556)

LAS VEGAS RAIDERS ASSISTANT COACHES

Special Teams Coordinator Rich Bisaccia
Defensive Coordinator Paul Guenther
Offensive Coordinator Greg Olson
Wide Receivers Edgar Bennett
Quality Control - Offense Tim Berbenich
Offensive Line Tom Cable
Offensive Quality Control Cameron Clemmons
Quality Control - Offense Nick Holz
Assistant Defensive Backs Taver Johnson
Offensive Quality Control Austin King
Linebackers David Lippincott
Defensive Line Rod Marinelli
Senior Offensive Assistant John Morton
Defensive Backs Jim O'Neil
Tight Ends Frank Smith
Assistant Defensive Line Travis Smith
Assistant Special Teams Byron Storer
Running Backs Kirby Wilson

1-0
RECORD VS. TAMPA BAY

0-0
JON GRUDEN VS. BRUCE ARIANS

0-1
RAIDERS VS. BRUCE ARIANS



GM JASON LIGHT



7

**PWFA ALL-ROOKIE
SELECTIONS DRAFTED BY
LIGHT FOR TAMPA BAY**

8

**CURRENT PRO BOWL
BUCCANEERS THAT WERE
EITHER DRAFTED OR
ACQUIRED BY LIGHT**

DEVELOPING THROUGH THE DRAFT

NOTABLE DRAFT SELECTIONS

Mike Evans	2014 (Round 1, No. 7 Overall)
Donovan Smith	2015 (Round 2, No. 34 Overall)
Ali Marpet	2015 (Round 2, No. 61 Overall)
Chris Godwin	2017 (Round 3, No. 84 Overall)
Vita Vea.....	2018 (Round 1, No. 12 Overall)
Devin White	2019 (Round 1, No. 5 Overall)
Sean Murphy-Bunting.....	2019 (Round 2, No. 39 Overall)
Jamel Dean.....	2019 (Round 3, No. 94 Overall)



MAKING THE MOST OF THE MARKET

NOTABLE FREE AGENT/TRADE ACQUISITIONS

Jason Pierre-Paul	2018 (Trade)
Shaquil Barrett.....	2019 (Free Agent)
Ndamukong Suh	2019 (Free Agent)
Tom Brady	2020 (Free Agent)
Rob Gronkowski	2020 (Trade)
LeSean McCoy	2020 (Free Agent)
Leonard Fournette	2020 (Free Agent)





2020 ROOKIE CLASS



ROUND 1 - T TRISTAN WIRFS

Draft Selection Round 1, No. 13 Overall

College Career:

Games Played 35
 Games Started 32
 PFWA First Team All-America 2019
 Rimington-Pace Offensive Lineman of the Year 2019
 First Team All-Big Ten 2019



ROUND 2 - S ANTOINE WINFIELD JR.

Draft Selection Round 2, No. 45 Overall

College Career:

Tackles 177
 Interceptions 9
 Unanimous All-America 2019
 Big Ten Defensive Back of the Year 2019
 First Team All-Big Ten 2019



ROUND 3- RB KE'SHAWN VAUGHN

Draft Selection Round 3, No. 76 Overall

College Career:

Rushing Yards 3,296 (5.8 yards per carry)
 Rushing Touchdowns 30
 100-Yard Rushing Performances 11
 Receptions 66
 Receiving Yards 648



ROUND 5 - WR TYLER JOHNSON

Draft Selection Round 5, No. 161 Overall

College Career:

Receptions 213 (2nd in School History)
 Receiving Yards 3,305 (School Record)
 Receiving Touchdowns 33 (School Record)
 100-Yard Receiving Performances .. 16 (School Record)
 First Team All-Big Ten 2018, 2019





2020 ROOKIE CLASS

ROUND 6 - DL KHALIL DAVIS

Draft Selection..... Round 6, No. 194 Overall

College Career:

Games Played.....47
Tackles.....106
Tackles For Loss.....23
Sacks.....13.0
Third Team All-Big Ten.....2019



ROUND 7 - ILB CHAPELLE RUSSELL

Draft Selection..... Round 7, No. 241 Overall

College Career:

Tackles.....237
Tackles For Loss.....19.5
Fumble Recoveries.....6
Forced Fumbles.....3
Sacks.....3.0



UNDRAFTED - OLB CAM GILL

Signed.....May 4, 2020

College Career:

Tackles.....188
Tackles For Loss.....57.5
Sacks.....34.0
Forced Fumbles.....8
NEC Defensive Player of the Year.....2018, 2019



ROUND 1, PICK 13



T Tristan Wirfs (Iowa)

ROUND 2, PICK 45



S Antoine Winfield Jr.
(Minnesota)

ROUND 3, PICK 76



RB Ke'Shawn Vaughn
(Vanderbilt)

ROUND 5, PICK 161



WR Tyler Johnson
(Minnesota)

ROUND 6, PICK 194



DL Khalil Davis
(Nebraska)

ROUND 7, PICK 241



ILB Chapelle Russell
(Temple)

ROUND 7, PICK 245



RB Raymond Calais
(Louisiana-Lafayette)

2020 DRAFT CLASS



ROSTER BREAKDOWN



BUCCANEERS WITH SB EXPERIENCE

Tom Brady	36, 38, 39, 42, 46, 49,
.....	51, 52, 53 (All with NE)
Shaquil Barrett	50 (DEN)
Rob Gronkowski	46, 49, 52, 53 (All with NE)
Jason Pierre-Paul	46 (NYG)
Ndamukong Suh	53 (LAR)

PRO BOWL BUCCANEERS

Tom Brady	2001, 2004, 2005, 2007,
.....	2009, 2010, 2011, 2012, 2013,
.....	2014, 2015, 2016, 2017, 2018
Shaquil Barrett	2019
Lavonte David	2015
Mike Evans	2016, 2018, 2019
Chris Godwin	2019
Rob Gronkowski	2011, 2012,
.....	2014, 2015, 2017
LeSean McCoy	2011, 2013, 2014,
.....	2015, 2016, 2017
Jason Pierre-Paul	2011, 2012
Ndamukong Suh	2010, 2012,
.....	2013, 2014, 2016

QUICK FACTS

Oldest	QB, Tom Brady , 43, Born 8/3/77
Youngest.....	T Tristan Wirfs , 21, Born 1/24/99
Tallest.....	OLB Anthony Nelson , 6'7
Shortest	S Antoine Winfield Jr. , 5'9
Heaviest	T Donovan Smith , 338 lbs
Lightest.....	WR Jaydon Mickens , 170 lbs
Most Seasons as a Buccaneer	ILB Lavonte David , 9
Most NFL Seasons	QB Tom Brady , 21

FIRST ROUND PEDIGREE

Round (Pick)	Player	Team	Year
1 (2)	Ndamukong Suh	Detroit Lions	2010
1 (15)	Jason Pierre-Paul	New York Giants	2010
1 (10)	Blaine Gabbert	Jacksonville Jaguars	2011
1 (7)	Mike Evans	Tampa Bay Buccaneers	2014
1 (4)	Leonard Fournette	Jacksonville Jaguars	2017
1 (19)	O.J. Howard*	Tampa Bay Buccaneers	2017
1 (12)	Vita Vea*	Tampa Bay Buccaneers	2018
1 (5)	Devin White	Tampa Bay Buccaneers	2019
1 (13)	Tristan Wirfs	Tampa Bay Buccaneers	2020

*On Injured Reserve

BY COLLEGE

LSU	LSU	3
N	Nebraska	3
	Penn State	3

LSU: L. Fournette, K. Minter, D. White
 Nebraska: L. David, K. Davis, N. Suh
 Penn St: C. Godwin, A. Shipley, D. Smith

BY CONFERENCE

BIG	Big Ten	12
	SEC	11
	ACC	3
	PAC-12	4
	MAC	3

BY STATE

	California	5
	Pennsylvania	5
	Florida	4

CA: Q. Bell, T. Brady, A. Cappa, R. Griffin,
 J. Mickens
 PA: R. Gronkowski, L. McCoy, A. Shipley,
 J. Watson, J. Whitehead
 FL: L. David, C. Davis, J. Dean, J. Pierre-Paul

NON-D1 BUCCANEERS

Alex Cappa (Humboldt St)

Tanner Hudson (S. Arkansas)

Ryan Jensen (Colorado St-Pueblo)

Ali Marpet (Hobart)

Zach Triner (Assumption)





2020 HONOR ROLL

NFC DEFENSIVE PLAYER OF THE WEEK - WEEK 3

SEPT.

27

SHAQUIL
BARRETT

WEEK 3 vs. DENVER

20
SACKS

6
TACKLES

1
SAFETY



NFC DEFENSIVE PLAYER OF THE MONTH - SEPTEMBER

SEPT.

2020

Lavonte
DAVID

THE **ONLY** PLAYER IN THE NFL WITH **20+**
TACKLES, ONE **INTERCEPTION** AND ONE
FORCED FUMBLE IN SEPT. 2020



NFL DEFENSIVE ROOKIE OF THE MONTH - SEPTEMBER

SEPT.

2020

Antoine
WINFIELD JR.

20
SACKS

23
TACKLES

3
QBH

1
FF



TAMPA BAY VS. LAS VEGAS



2020 HONOR ROLL

NFC OFFENSIVE PLAYER OF THE WEEK/FEDEX AIR PLAYER OF THE WEEK - WEEK 4

OCT.

7

TOM
BRADY

WEEK 4 vs. LOS ANGELES CHARGERS

117.0
RATING

369
YARDS

5
TD



TOM'S TROPHY CASE



x **14**



AWARDS & ACCOLADES SUMMARY

Lombardi Trophies	6
Super Bowl MVPs	4
Associated Press MVP	3
Offensive Player of the Year	1
Pro Bowl Selections	14
AP First-Team All-Pro	3
Comeback Player of the Year	1
AFC Offensive Player of the Month	10
AFC Offensive Player of the Week	30
NFC Offensive Player of the Week	1
FedEx Air Player of the Week	11



x **6**



2019 HONOR ROLL



SHAQUIL BARRETT

- X 2020 PRO BOWL (1ST CAREER SELECTION)
- X 2019 AP SECOND-TEAM ALL-PRO
- X 2019 PFWA ALL-NFC TEAM

- X 2019 PFT DEFENSIVE PLAYER OF THE YEAR
- X SEPT. 2019 NFC DEFENSIVE PLAYER OF THE MONTH
- X NFL Top 100 - NO. 32



CHRIS GODWIN

- X 2020 PRO BOWL (1ST CAREER SELECTION)
- X 2019 AP SECOND-TEAM ALL-PRO

- X 2019 PRO-FOOTBALL FOCUS FIRST TEAM ALL-PRO
- X NFL Top 100 - NO. 38

MIKE EVANS

- X 2020 PRO BOWL (3RD CAREER SELECTION)
- X NFL Top 100 - NO. 30

- X 3x PRO-FOOTBALL FOCUS TEAM OF THE WEEK
- X 2019 PRO-FOOTBALL FOCUS SECOND TEAM ALL-PRO



LAVONTE DAVID

- X NFL Top 100 - NO. 100
- X 2x PRO-FOOTBALL FOCUS TEAM OF THE WEEK

- X 2019 PRO-FOOTBALL FOCUS SECOND TEAM ALL-PRO





2019 HONOR ROLL



DEVIN WHITE

X 2019 PFWA ALL-ROOKIE TEAM
X NOVEMBER 2019 DEFENSIVE
ROOKIE OF THE MONTH

X DECEMBER 2019 DEFENSIVE
ROOKIE OF THE MONTH



SEAN MURPHY-BUNTING

X 2019 PFWA ALL-ROOKIE TEAM

X WEEK 13 PRO FOOTBALL FOCUS
TEAM OF THE WEEK


JAMEL DEAN

X 2019 PRO FOOTBALL FOCUS ALL-
ROOKIE TEAM

X 2x PRO-FOOTBALL FOCUS TEAM
OF THE WEEK




NFL TOP 100



NO. 14 - QB TOM BRADY




NO. 30 - WR MIKE EVANS



NO. 32 - OLB SHAQUIL BARRETT





NO. 38 - WR CHRIS GODWIN



NO. 100 - ILB LAVONTE DAVID



**TAMPA BAY
BUCCANEERS
OFFENSIVE PLAYER
PAGES**





TOM BRADY

TWO DECADES OF DOMINANCE

BEST WIN % IN SUPER BOWL ERA

(Since 1966, Min. 50 Starts, Regular Season Only)

Quarterback (Team)	W	L	D	Win %
1. Tom Brady (NE/TB)	223	66	0	.772
2. Roger Staubach (DAL)	85	29	0	.746
3. Joe Montana (SF/KC)	117	47	0	.713

BEST WIN % AMONG ACTIVE QBs

(Min. 50 Starts, Regular Season Only)

Quarterback (Team)	W	L	D	Win %
1. Tom Brady (NE/TB)	223	66	0	.772
2. Russell Wilson (SEA)	91	41	1	.688
3. Ben Roethlisberger (PIT)	149	71	1	.676
4. Aaron Rodgers (GB)	117	61	1	.656
5. Jared Goff (LAR)	37	23	0	.617

CAREER WINS BY A STARTING QB

(Includes Postseason)

Quarterback (Team)	Total Wins	Reg.	Post
1. Tom Brady (NE/TB)	253	223	30
2. Peyton Manning (IND/DEN)	200	186	14
3. Brett Favre (ATL/GB/NYJ/MIN)	199	186	13
4. Drew Brees (SD/NO)	174	166	8
5. John Elway (DEN)	162	148	14

ALL-TIME CAREER WINS

Player (Years)	Reg. Season Wins
1. Tom Brady (2000-Present)	223
2. Adam Vinatieri (1996-2019)	221
3. George Blanda (1949-75)	209
4. Gary Anderson (1982-2004)	201
5. Jerry Rice (1985-2004)	194

MOST QB WINS AFTER TURNING 40

Quarterback (Team)	Wins
1. Tom Brady (NE/TB)	40
2. Brett Favre (MIN)	13
3t. Drew Brees (NO)	11
3t. Warren Moon (HOU/MIN/SEA/KC)	11
5. Vinny Testaverde (DAL/NYJ/NE/CAR)	8

GAME-WINNING DRIVES

(Regular Season, 4th Quarter + Overtime)

Player	Game-Winning Drives
1. Peyton Manning	54
2. Drew Brees	51
3. Dan Marino	47
4. Tom Brady	46
5. Brett Favre/Ben Roethlisberger	43

COMEBACK WINS (10+ POINT DEFICIT)

(Regular Season + Playoffs)

Player	Comeback Wins
1. Tom Brady	35
2. Peyton Manning	26
3. Drew Brees	25
4. Eli Manning	20
5. Ben Roethlisberger	19



**ONLY PLAYER IN NFL HISTORY WITH
SIX SUPER BOWL WINS**

**17 DIVISION TITLES
(NFL RECORD)**

**31 PLAYER OF THE WEEK AWARDS
(NFL RECORD)**

**10 PLAYER OF THE MONTH AWARDS
(NFL RECORD)**



TOM BRADY



84

DIFFERENT CAREER TOUCHDOWN TARGETS

CURRENT BUCS - TD TARGET LEADERS

Rob Gronkowski	79
Mike Evans	6
O.J. Howard.....	2
Chris Godwin	1
Cameron Brate	1
Tyler Johnson.....	1
Scotty Miller	1
Ke'Shawn Vaughn	1

CAREER PASSING YARDS LEADERS

Player (Years)	Passing Yards
1. Drew Brees (2001-Present)	78,747
2. Tom Brady (2000-Present)	76,112
3. Peyton Manning (1998-2015)	71,940
4. Brett Favre (1991-2010)	71,838
5. Dan Marino (1983-99)	61,361

CAREER PASSING TD LEADERS

Player (Years)	Passing TD
1. Drew Brees (2001-Present)	556
2. Tom Brady (2000-Present)	555
3. Peyton Manning (1998-2015)	539
4. Brett Favre (1991-2010)	508
5. Dan Marino (1983-99)	420

CAREER PASSING TD/INT RATIO

(Minimum 2,500 Career Passing Attempts)

Player (Current Team)	TD-INT Ratio
1. Aaron Rodgers (GB)	4.38
2. Russell Wilson (SEA)	3.46
3. Tom Brady (TB)	3.03
4. Derek Carr (LV)	2.44
5. Drew Brees (NO)	2.32

LOWEST CAREER INT. PERCENTAGE

(Minimum 2,500 Career Passing Attempts)

Player (Current Team)	INT %
1. Aaron Rodgers (GB)	1.4
2. Tom Brady (TB)	1.8
3. Russell Wilson (SEA)	1.8
4. Derek Carr (LV)	1.8
5. Alex Smith (WAS)	2.0

CAREER GAMES WITH 3+ TD, 0 INT

Player (Current Team)	3+ TD, 0 INT Games
1. Tom Brady (TB)	59
2. Drew Brees (NO)	54
3. Peyton Manning (Retired)	51
4. Aaron Rodgers (GB)	49
5. Brett Favre (Retired)	36

SEASONS WITH 30 TD, 10-OR-LESS INT

Player (Current Team)	Total Seasons
1t. Tom Brady (TB)	6
1t. Aaron Rodgers (GB)	6
3t. Peyton Manning (Retired)	3
3t. Tony Romo (Retired)	3
3t. Russell Wilson (SEA)	3

CAREER 20-TOUCHDOWN SEASONS

Player (Current Team)	Total Seasons
1. Tom Brady (TB)	17
2t. Drew Brees (NO)	16
2t. Peyton Manning (Retired)	16
4. Brett Favre (Retired)	15
5. Philip Rivers (IND)	14

CAREER 4,000-YARD PASSING SEASONS

Player (Current Team)	Total Seasons
1. Peyton Manning (Retired)	14
2. Drew Brees (NO)	12
3t. Tom Brady (TB)	11
3t. Philip Rivers (IND)	11
5. Matt Ryan (ATL)	9

CAREER 300-YARD PASSING GAMES

Player (Current Team)	Total Games
1. Drew Brees (NO)	122
2t. Tom Brady (TB)	93
2t. Peyton Manning (Retired)	93
4. Philip Rivers (IND)	72
5. Matt Ryan (ATL)	66

CAREER COMPLETIONS

Player (Current Team)	Completions
1. Drew Brees (NO)	6,992
2. Tom Brady (TB)	6,520
3. Brett Favre (Retired)	6,300
4. Peyton Manning (Retired)	6,125
5. Philip Rivers (IND)	5,046

CAREER PASSER RATING

Player (Current Team)	Pass Rtg.
1. Aaron Rodgers (GB)	102.6
2. Russell Wilson (SEA)	102.4
3. Drew Brees (NO)	98.4
4. Tony Romo (Retired)	97.1
5. Tom Brady (TB)	97.0



MIKE EVANS

1 OF 2

RECEIVERS IN NFL HISTORY
WITH 1,000+ RECEIVING
YARDS IN EACH OF THEIR FIRST
SIX NFL SEASONS

MIKE EVANS | RANDY MOSS



NFL RECEIVING TD LEADERS (2014-20)

Player (Current Team)	TD
1. Antonio Brown (Free Agent)	60
2t. Mike Evans (TB)	54
2t. DeAndre Hopkins (ARI)	54
4. Odell Beckham Jr. (CLE)	51
5. Davante Adams (GB)	46

NFL RECEIVING YDS LEADERS (2014-20)

Player (Current Team)	Yards
1. Julio Jones (ATL)	9,738
2. DeAndre Hopkins (ARI)	8,328
3. Antonio Brown (Free Agent)	7,702
4. Mike Evans (TB)	7,541
5. Travis Kelce (KC)	6,935

CAREER YARDS/RECEPTION

(Active Players - min. 250 receptions)

Player (Current Team)	Y/R
1. DeSean Jackson (PHI)	17.3
2. Kenny Stills (HOU)	15.6
3. Mike Evans (TB)	15.5
4. T.Y. Hilton (IND)	15.5
5. Julio Jones (ATL)	15.2



RECEIVING YARDS - FIRST SIX SEASONS

Player (Seasons)	Yards
1. Randy Moss (MIN, 1998-2003)	8,375
2. Torry Holt (STL, 1999-2004)	8,156
3. Jerry Rice (SF, 1985-90)	7,866
4. Calvin Johnson (DET, 2007-12)	7,836
5. Julio Jones (ATL, 2011-16)	7,610
6. DeAndre Hopkins (HOU, 2013-18)	7,437
7. Mike Evans (TB, 2014-19)	7,260
8. A.J. Green (CIN, 2011-16)	7,135
9. Antonio Brown (PIT, 2010-15)	7,093
10. Marvin Harrison (IND, 1996-2001)	7,078

100-YARD RECEIVING GAMES (2014-20)

Player (Current Team)	Games
1. Julio Jones (ATL)	45
2. Antonio Brown (Free Agent)	34
3. DeAndre Hopkins (ARI)	32
4t. Mike Evans (TB)	26
4t. Odell Beckham Jr. (CLE)	26

150-YARD RECEIVING GAMES (2014-20)

Player (Current Team)	Games
1. Julio Jones (ATL)	15
2. Antonio Brown (Free Agent)	12
3. T.Y. Hilton (IND)	11
4. Mike Evans (TB)	9
5. DeAndre Hopkins (ARI)	8

MULTI-RECEIVING TD GAMES (2014-20)

Player (Current Team)	Games
1. Antonio Brown (Free Agent)	15
2. Odell Beckham Jr. (CLE)	12
3t. Mike Evans (TB)	10
3t. DeAndre Hopkins (ARI)	10
5. Davante Adams (GB)	9

CLICK FOR
INFORMATION
ON THE
EVANS FAMILY
FOUNDATION

MIKE



MIKE EVANS

BE LIKE



M I K E

**YOUNGEST RECEIVER IN NFL HISTORY
TO 7,000 CAREER RECEIVING YARDS**

**BUCCANEERS FRANCHISE
RECEPTIONS LEADER**

**BUCCANEERS FRANCHISE
RECEIVING YARDS LEADER**

**BUCCANEERS FRANCHISE
RECEIVING TOUCHDOWNS LEADER**

YOUNGEST TO 7,000 RECEIVING YARDS

Player (Current Team)	Age at 7,000 Career Yards
1. Mike Evans (TB)	26 Years, 81 Days
2. Larry Fitzgerald (ARI)	26 Years, 111 Days
3. DeAndre Hopkins (ARI)	26 Years, 186 Days
4. Randy Moss (MIN)	26 Years, 220 Days

MOST RECEIVING YARDS - TEAM HISTORY

Player (Seasons)	Yards
1. Mike Evans (2014-Present)	7,541
2. Mark Carrier (1987-92)	5,018
3. Kevin House (1980-86)	4,928
4. Vincent Jackson (2012-16)	4,326
5. Jimmie Giles (1978-86)	4,300

MOST RECEIVING TD - TEAM HISTORY

Player (Seasons)	TD
1. Mike Evans (2014-Present)	54
2. Jimmie Giles (1978-86)	34
3. Kevin House (1980-86)	31
4t. Cameron Brate (2014-Present)	28
4t. Joey Galloway (2004-08)	28

MOST RECEPTIONS - TEAM HISTORY

Player (Seasons)	Receptions
1. Mike Evans (2014-Present)	485
2. James Wilder (1981-89)	430
3. Mark Carrier (1987-92)	321
4. Warrick Dunn (1997-2008)	306
5. Mike Alstott (1996-2006)	305

MOST SINGLE-SEASON TOUCHDOWNS

Player (Season)	Receiving TD
1t. Mike Evans (2014)	12
1t. Mike Evans (2016)	12
3. Mike Williams (2010)	11
4. Joey Galloway (2005)	10
5. Five Players Tied	9

MOST SINGLE-SEASON RECEIVING YARDS

Player (Season)	Rec. Yards
1. Mike Evans (2018)	1,524
2. Mark Carrier (1989)	1,422
3. Vincent Jackson (2012)	1,384
4. Chris Godwin (2019)	1,333
5. Mike Evans (2016)	1,321

MOST SINGLE-SEASON RECEPTIONS

Player (Season)	Receptions
1. Keyshawn Johnson (2001)	106
2. Mike Evans (2016)	96
3t. Chris Godwin (2019)	86
3t. Mike Evans (2018)	86
3t. Mark Carrier (1989)	86



MIKE EVANS

BEST OF THE BUNCH

2014 NFL RECEIVING CLASS



Sammy Watkins
Round 1, Pick 4

81 GP
305 Receptions
4,466 Rec. Yards
33 Receiving TD
14 100-Yd Games



Mike Evans
Round 1, Pick 7

96 GP
485 Receptions
7,541 Rec. Yards
54 Receiving TD
26 100-Yd Games



Odell Beckham Jr.
Round 1, Pick 12

81 GP
487 Receptions
6,830 Rec. Yards
51 Receiving TD
26 100-Yd Games



Brandin Cooks
Round 1, Pick 20

94 GP
429 Receptions
6,097 Rec. Yards
36 Receiving TD
16 100-Yd Games



Davante Adams
Round 2, Pick 53

89 GP
454 Receptions
5,447 Rec. Yards
46 Receiving TD
17 100-Yd Games



Jarvis Landry
Round 2, Pick 63

102 GP
588 Receptions
6,507 Rec. Yards
32 Receiving TD
13 100-Yd Games

MIKE EVANS
RANKS ... 1ST

IN RECEIVING YARDS
RECEIVING TOUCHDOWNS

& T-1ST IN
100-YARD PERFORMANCES

SINGLE GAME HEROICS

MOST SINGLE-GAME RECEIVING YARDS

(Team History)

Player (Opponent, Date)	Rec. Yards
1. Vincent Jackson (vs. NO, 10/21/12)	216
2. Mark Carrier (at NO, 12/6/87)	212
3. Mike Evans (at WAS, 11/16/14)	209
4. Antonio Bryant (at CAR, 12/8/08)	200
5. Mike Evans (at TEN, 10/27/19)	198

MOST SINGLE-GAME TOUCHDOWNS

(Team History)

Player (Opponent, Date)	Receiving TD
1. Jimmie Giles (at MIA, 10/20/85)	4
2t. Breshad Perriman (at DET, 12/15/19)	3
2t. Mike Evans (vs. NYG, 9/22/19)	3
2t. Morris Owens (vs. MIA, 10/24/76)	3
5t. Many Players Tied	2





CHRIS GODWIN



BREAKOUT SEASON - 2019

MOST SINGLE-SEASON TOUCHDOWNS

(Team History)

Player (Season)	Receiving TD
1t. Mike Evans (2014)	12
1t. Mike Evans (2016)	12
3. Mike Williams (2010)	11
4. Joey Galloway (2005)	10
5t. Chris Godwin (2019) & Four Others	9

MOST SINGLE-SEASON RECEIVING YARDS

(Team History)

Player (Season)	Rec. Yards
1. Mike Evans (2018)	1,524
2. Mark Carrier (1989)	1,422
3. Vincent Jackson (2012)	1,384
4. Chris Godwin (2019)	1,333
5. Mike Evans (2016)	1,321

MOST SINGLE-SEASON RECEPTIONS

(Team History)

Player (Season)	Receptions
1. Keyshawn Johnson (2001)	106
2. Mike Evans (2016)	96
3t. Chris Godwin (2019)	86
3t. Mike Evans (2018)	86
3t. Mark Carrier (1989)	86

RECEIVING YARDS - 2019 LEADERS

Player (Current Team)	Rec. Yards
1. Michael Thomas (NO)	1,725
2. Julio Jones (ATL)	1,394
3. Chris Godwin (TB)	1,333
4. Travis Kelce (KC)	1,229
5. DeVante Parker (MIA)	1,202

CLICK FOR
INFORMATION
ON THE TEAM
GODWIN
FOUNDATION



1ST IN THE
NFL WITH

29

RECEPTIONS OF 20+
YARDS SINCE 2019

20+ YARD REC - SINCE START OF 2019

Player (Current Team)	Rec 20+
1t. Chris Godwin (TB)	29
2. Stefon Diggs (BUF)	28
3t. Cooper Kupp (LAR)	27
3t. Julio Jones (ATL)	27
5. DeVante Parker (MIA)	26



CHRIS GODWIN WAS THE 11TH RECEIVER
TAKEN IN THE 2017 NFL DRAFT.
HERE'S HOW HE STACKS UP TO HIS CLASS...

CAREER RECEIVING YARDS

(2017 Wide Receiver Class)

Player (Current Team)	Receiving Yds
1. JuJu Smith-Schuster (PIT)	3,089
2. Cooper Kupp (LAR)	2,970
3. Kenny Golladay (DET)	2,954
4. Chris Godwin (TB)	2,891
5. Corey Davis (TEN)	2,073

CAREER 100-YARD GAMES

(2017 Wide Receiver Class)

Player (Current Team)	100-Yard Games
1. JuJu Smith-Schuster (PIT)	12
2. Chris Godwin (TB)	10
3t. Cooper Kupp (LAR)	9
3t. Kenny Golladay (DET)	9
5. Keelan Cole (JAC - Undrafted)	4



ROB GRONKOWSKI

80 TOUCHDOWNS

**MOST
IN THE NFL
SINCE
ENTERING
THE LEAGUE
IN 2010**

CAREER RECEIVING YARDS/GAME

(NFL History - Tight Ends - min. 75 GP)

Player (Current Team)	YPG
1. Travis Kelce (KC)	68.0
2. Rob Gronkowski (TB)	66.8
3. Kellen Winslow (Retired)	61.8
4. Tony Gonzalez (Retired)	56.0
5. Zach Ertz (PHI)	52.9

YARDS AFTER CATCH/RECEPTION BY A TE

(NFL History - Tight Ends - min. 200 Receptions)

Player (Current Team)	YAC/R
1. George Kittle (SF)	7.83
2. Brent Celek (Retired)	6.30
3. Travis Kelce (KC)	5.94
4. Rob Gronkowski (TB)	5.91
5. Alge Crumpler (Retired)	5.83

FASTEST TIGHT END IN LEAGUE HISTORY TO...

- **7,500** RECEIVING YARDS (108 GAMES)
- **75** RECEIVING TOUCHDOWNS (98 GAMES)



BACK LIKE HE NEVER LEFT

RECEIVING TD SINCE 2010

Player (Current Team)	Receiving TD
1. Rob Gronkowski (TB)	80
2. Jimmy Graham (CHI)	78
3. Antonio Brown (Free Agent)	75
4. Dez Bryant (Free Agent)	73
5. Jordy Nelson (Retired)	68

TD FROM SCRIMMAGE SINCE 2010

Player (Current Team)	TD
1. LeSean McCoy (TB)	85
2. Rob Gronkowski (TB)	81
3. Jimmy Graham (CHI)	78
4. Adrian Peterson (DET)	78
5. Marshawn Lynch (Free Agent)	76

RECEIVING YARDS BY A TE SINCE 2010

Player (Current Team)	Yards
1. Jimmy Graham (CHI)	8,086
2. Rob Gronkowski (TB)	8,079
3. Jason Witten (LV)	7,041
4. Greg Olsen (SEA)	7,007
5. Travis Kelce (KC)	6,935

RECEPTIONS 20+ YDS BY A TE SINCE 2010

Player (Current Team)	20+ Yd-Rec.
1. Rob Gronkowski (TB)	138
2. Jimmy Graham (CHI)	104
3t. Jared Cook (NO)	96
3t. Vernon Davis (Retired)	96
3t. Travis Kelce (KC)	96

YARDS AFTER CATCH BY A TE SINCE 2010

Player (Current Team)	Yards
1. Travis Kelce (KC)	3,233
2. Rob Gronkowski (TB)	3,182
3. Jimmy Graham (CHI)	2,919
4. Jason Witten (LV)	2,398
5. Greg Olsen (SEA)	2,318



ROB GRONKOWSKI

A TICKET TO CANTON



CAREER RECEIVING TD BY A TE

(NFL History)

Player (Current Team)	TD
1. Antonio Gates (Retired)	116
2. Tony Gonzalez (Retired)	111
3. Rob Gronkowski (TB)	80
4. Jimmy Graham (CHI)	78
5. Jason Witten (LV)	73

CAREER 100-YARD GAMES BY A TE

(NFL History)

Player (Current Team)	Games
1. Tony Gonzalez (Retired)	31
2. Rob Gronkowski (TB)	28
3. Kellen Winslow (Retired)	24
4. Jackie Smith (Retired)	22
5t. Antonio Gates (Retired)	21
5t. Jason Witten (LV)	21

CAREER MULTI-TOUCHDOWN GAMES

(NFL History - Tight Ends)

Player (Current Team)	Games
1. Antonio Gates (Retired)	21
2. Tony Gonzalez (Retired)	18
3t. Rob Gronkowski (TB)	16
3t. Jimmy Graham (CHI)	16
5. Five Players Tied	9

1 OF 4

TIGHT ENDS IN NFL HISTORY
WITH **1,000+** RECEIVING
YARDS IN A SEASON
FOUR TIMES

TONY GONZALEZ | **ROB GRONKOWSKI**
TRAVIS KELCE | JASON WITTEN

ALL-TIME RECEIVING YARDS LEADERS TIGHT ENDS - NFL HISTORY

1. Tony Gonzalez	15,127
2. Jason Witten	13,006
3. Antonio Gates	11,841
4. Shannon Sharpe	10,060
5. Greg Olsen	8,584
6. Jimmy Graham	8,086
7. Rob Gronkowski	8,079
8. Ozzie Newsome	7,980
9. Jackie Smith	7,918
10. Vernon Davis	7,562

PLAYOFF RECEPTIONS BY A TE

(NFL History)

Player	Receptions
1. Rob Gronkowski	81
2. Dallas Clark	64
3t. Shannon Sharpe	62
3t. Jay Novacek	62
5. Brent Jones	60

PLAYOFF RECEIVING YARDS BY A TE

(NFL History)

Player	Yards
1. Rob Gronkowski	1,163
2. Dallas Clark	847
3. Keith Jackson	834
4. Shannon Sharpe	814
5. Brent Jones	740

PLAYOFF RECEIVING TD BY A TE

(NFL History)

Player	TD
1. Rob Gronkowski	12
2t. Dave Casper	7
2t. Vernon Davis	7
4t. Travis Kelce	6
4t. Keith Jackson	6
4t. Jay Novacek	6



CAMERON BRATE



MOST RECEIVING TD - TEAM HISTORY

Player (Years)	TD
1. WR Mike Evans (2014-Present)	54
2. TE Jimmie Giles (1978-86)	34
3. WR Kevin House (1980-86)	31
4t. TE Cameron Brate (2014-Present)	28
4t. WR Joey Galloway (2004-08)	28

RECEPTIONS BY A TE - TEAM HISTORY

Player (Years)	Receptions
1. Jimmie Giles (1978-86)	279
2. Kellen Winslow (2009-11)	218
3. Ron Hall (1987-93)	209
4. Cameron Brate (2014-Present)	202
5. Dave Moore (1992-2001, 2005-06)	184

2016-20 NFL TE TD RECEPTION LEADERS

Player (Current Team)	TD
1. Travis Kelce (KC)	32
2. Zach Ertz (PHI)	27
3. Kyle Rudolph (MIN)	26
4t. Cameron Brate (TB)	25
4t. Jimmy Graham (CHI)	25



5TH-MOST
TOUCHDOWNS BY AN
UNDRAFTED TIGHT END
IN NFL HISTORY

TD RECEPTIONS BY UNDRAFTED TE

(NFL History)

Player (Seasons)	TD
1. Antonio Gates (2003-18)	116
2. Paul Coffman (1978-1988)	42
3. Marcus Pollard (1995-2008)	40
4. Willie Frazier (1964-75)	36
5. Cameron Brate (2014-19)	28



MOST SINGLE-SEASON TD BY A TE

(Team History)

Player (Season)	TD
1t. Cameron Brate (2016)	9
1t. Jimmie Giles (1985)	8
3. Jimmie Giles (1979)	7
4t. Cameron Brate (2018)	6
4t. Cameron Brate (2017)	6
4t. Jimmie Giles (1981)	6

MOST SINGLE-GAME REC. BY A TE

(Team History)

Player (Date)	Receptions
1t. Cameron Brate (11/17/19 vs. NO)	10
1t. Jackie Harris (11/26/95 at GB)	10
3t. Kellen Winslow (11/20/11 at GB)	9
3t. Kellen Winslow (10/11/09 at PHI)	9
5. Eight Players Tied	8



RUNNING BACKS

THE BACK PACK



RONALD JONES II - ROJO

2020 RUSHING LEADERS

Player (Team)	Yards
1. Derrick Henry (TEN)	588
2. Clyde Edwards-Helaire (KC)	505
3. Dalvin Cook (MIN)	489
4. Kenyan Drake (ARI)	478
5. Ronald Jones II (TB)	472



LESEAN SHADY McCOY

TD FROM SCRIMMAGE SINCE 2010

Player (Current Team)	TD
1. LeSean McCoy (TB)	85
2. Rob Gronkowski (TB)	81
3t. Jimmy Graham (CHI)	78
3t. Adrian Peterson (DET)	78
5. Marshawn Lynch (Free Agent)	76



LEONARD FOURNETTE



2019 ALL-PURPOSE YARDS

(NFL - Running Backs)

Player (Current Team)	Yards
1. Christian McCaffrey (CAR)	2,392
2. Ezekiel Elliott (DAL)	1,777
3. Nick Chubb (CLE)	1,772
4. Derrick Henry (TEN)	1,746
5. Leonard Fournette (TB)	1,674



TAMPA BAY BUCCANEERS DEFENSIVE PLAYER PAGES





SHAQUIL BARRETT



22.5 SACKS

MOST IN THE NFL SINCE 2019
BUCCANEERS FRANCHISE RECORD 19.5 IN 2019

MOST SINGLE-SEASON SACKS BY A BUC

Player (Season)	Sacks
1. Shaquil Barrett (2019)	19.5
2. Warren Sapp (2000)	16.5
3. Simeon Rice (2002)	15.5
4. Simeon Rice (2003)	15.0
5. Simeon Rice (2005)	14.0

NFL SACK LEADERS - (2019-20)

Player (Team)	Sacks
1. Shaquil Barrett (TB)	22.5
2t. Aaron Donald (LAR)	20.0
2t. Chandler Jones (ARI)	20.0
4. T.J. Watt (PIT)	19.0
5. Za'Darius Smith (GB)	18.5

SINGLE-SEASON SACKS - UNDRAFTED

Player (Season)	Sacks
1. Shaquil Barrett (2019)	19.5
2t. Greg Brown (1984)	16.0
2t. James Harrison (2008)	16.0
4. John Randle (1997)	15.5
5t. Adekunle Ogundimu (2003)	15.0
5t. Cameron Wake (2012)	15.0

BUCCANEERS SACK LEADERS - LBS

Player (Seasons)	Sacks
1. Broderick Thomas (1989-93)	26.5
2. Lavonte David (2012-Present)	24.0
3. Shaquil Barrett (2019-Present)	22.5
4. Chris Washington (1984-88)	17.5
5. Jason Pierre-Paul (2019-20 as LB)	14.0



QUARTERBACK HITS LEADERS - (2019-20)

Player (Team)	QBH
1. T.J. Watt (PIT)	49
2. Za'Darius Smith (GB)	46
3. Matt Judon (BAL)	44
4t. Shaquil Barrett (TB)	41
4t. Joey Bosa (LAC)	41

TACKLES FOR LOSS LEADERS - (2019-20)

Player (Team)	TFL
1. Aaron Donald (LAR)	26
2. Joey Bosa (LAC)	24
3t. Shaquil Barrett (TB)	23
3t. Za'Darius Smith (GB)	23
3t. T.J. Watt (PIT)	23

FORCED FUMBLES LEADERS - (2019-20)

Player (Team)	FF
1t. T.J. Watt (PIT)	8
1t. Chandler Jones (ARI)	8
3t. Shaquil Barrett (TB)	6
3t. Yannick Ngakoue (MIN)	6
3t. Marlon Humphrey (BAL)	6

3 LAWRENCE TAYLOR | **SHAQUIL BARRETT**
 GAMES WITH 3.0+ SACKS IN 2019 - TIED FOR
 THE SECOND-MOST IN A SINGLE SEASON IN NFL
 HISTORY, TRAILING ONLY **LAWRENCE TAYLOR** (1986).



LAVONTE DAVID

MAY I HAVE YOUR ATTENTION, **PLEASE?**



1 OF 2

PLAYERS IN NFL HISTORY
WITH **1,000+** TACKLES, **20.0**
SACKS, AND **10** INT THROUGH
EIGHT CAREER SEASONS,
JOINING PRO FOOTBALL HALL
OF FAME **RAY LEWIS**.

LAVONTE DAVID | CAPTAIN

NFL TACKLE LEADERS SINCE 2012

Player (Current Team)	Tackles
1. Bobby Wagner (SEA)	1,125
2. Luke Kuechly (Retired)	1,092
3. Lavonte David (TB)	1,053
4. Demario Davis (NO)	823
5. K.J. Wright (SEA)	814

NFL SOLO TACKLE LEADERS SINCE 2012

Player (Current Team)	Solo Tackles
1. Lavonte David (TB)	756
2. Luke Kuechly (Retired)	690
3. Bobby Wagner (SEA)	669
4. Antoine Bethea (Free Agent)	582
5. Demario Davis (NO)	557

NFL TFL LEADERS SINCE 2012

Player (Current Team)	TFL
1. J.J. Watt (HOU)	148
2. Aaron Donald (LAR)	123
3. Lavonte David (TB)	121
4. Calais Campbell (BAL)	120
5t. Von Miller (DEN)	116
5t. Michael Bennett (Retired)	116

NFL INT LEADERS SINCE 2012 - LBs

Player (Current Team)	INT
1. Luke Kuechly (Retired)	18
2t. Lavonte David (TB)	12
2t. Alec Ogletree (NYJ)	12
4. Jamie Collins (DET)	11
5t. Six Players Tied	10

PASS DEFENSE LEADERS SINCE 2012 - LBs

Player (Current Team)	Passes Defensed
1. Luke Kuechly (Retired)	66
2. Alec Ogletree (NYJ)	57
3. Bobby Wagner (SEA)	51
4. Lavonte David (TB)	48
5. K.J. Wright (SEA)	46



FUMBLE RECOVERIES SINCE 2012

Player (Current Team)	FR
1. Lavonte David (TB)	15
2. J.J. Watt (HOU)	14
3. Julius Peppers (Retired)	12
4. Fletcher Cox (PHI)	11
5t. Mike Adams (Retired)	10
5t. Justin Houston (IND)	10

FORCED FUMBLES SINCE 2012

Player (Current Team)	FF
1. Chandler Jones (ARI)	27
2. Robert Quinn (CHI)	25
3. J.J. Watt (HOU)	24
4. Von Miller (DEN)	23
5t. Lavonte David (TB)	22
5t. Ryan Kerrigan (WAS)	22



LAVONTE DAVID



HALL OF FAME CALIBER

NOTABLE LINEBACKERS - FIRST EIGHT SEASONS

Player (Seasons)	Tackles	Sacks	INT	FF	FR
Zach Thomas (1996-2003)	1,116	11.5	15	10	6
Ray Lewis^* (1996-2003)	1,099	21.0	20	6	8
Luke Kuechly* (2012-19)	1,092	12.5	18	7	8
Bobby Wagner (2012-19)	1,073	19.5	10	5	8
Derrick Brooks^* (1995-2002)	1,045	6.5	17	15	4
Lavonte David (2012-19)	1,006	22.5	11	21	14
Brian Urlacher^* (2000-07)	969	37.5	15	8	8
Junior Seau^ (1990-97)	965	34.0	10	6	13
Patrick Willis (2007-14)	950	20.5	8	16	5
Lance Briggs (2003-10)	868	10.5	12	9	7

^ Selected to Pro Football Hall of Fame

* Won NFL Defensive Player of the Year in that span.

NUMBERS
NEVER
LIE



AN ALL-TIME BUCCANEER

BUCCANEERS ALL-TIME TACKLE LEADERS

Player (Seasons)	Tackles
1. Derrick Brooks (1995-2008)	2,198
2. Ronde Barber (1997-2012)	1,428
3. Lavonte David (2012-Present)	1,053
4. Hardy Nickerson (1993-99)	1,028
5. Shelton Quarles (1997-2006)	985

1 OF 4

PLAYERS IN BUCCANEERS
HISTORY WITH 1,000+
CAREER TACKLES.

TAMPA BAY ALL-TIME FUMBLE RECOVERIES

Player (Seasons)	FR
1. Lavonte David (2012-Present)	15
2. Ronde Barber (1997-2012)	12
3t. John Cannon (1982-90)	11
3t. Cecil Johnson (1977-85)	11
5. Lee Roy Selmon (1976-84)	10

INTERCEPTIONS BY A LB - TEAM HISTORY

Player (Seasons)	INT
1. Derrick Brooks (1995-2008)	25
2. Lavonte David (2012-Present)	12
3. Dave Lewis (1977-81)	10
4t. Cecil Johnson (1977-85)	9
4t. Richard Wood (1976-84)	9

127

CAREER STARTS ... THE EIGHTH-MOST
STARTS IN FRANCHISE HISTORY.



NDAMUKONG SUH



SUHPERMAN

**LEADS ALL
FRONT SEVEN
PLAYERS WITH** **9,172**
**DEFENSIVE SNAPS SINCE ENTERING
THE LEAGUE IN 2010**

DEFENSIVE SNAPS SINCE 2010

(Among Front Seven Defensive Players)

Player (Current Team)	Snaps
1. Ndamukong Suh (TB)	9,172
2. Calais Campbell (BAL)	8,598
3. Cameron Jordan (NO)	8,458
4. Lavonte David (TB)	8,342
5. Ryan Kerrigan (WAS)	8,116



CONSECUTIVE STARTS - DL

Player (Current Team)	Consecutive Starts
1. Ndamukong Suh (TB)	137
2. Cameron Jordan (NO)	134
3. Calais Campbell (BAL)	96
4. DeForest Buckner (IND)	65
5. Jerry Hughes (BUF)	56

NFL LEADERS - CONSECUTIVE STARTS

Player (Current Team)	Consecutive Starts
1. Philip Rivers (IND)	230
2. Ndamukong Suh (TB)	137
3. Cameron Jordan (NO)	134
4t. Russell Wilson (SEA)	133
4t. Mitchell Schwartz (KC)	133

TACKLES FOR LOSS 2010-PRESENT

Player (Current Team)	TFL
1. J.J. Watt (HOU)	161
2. Calais Campbell (BAL)	146
3. Von Miller (DEN)	135
4. Michael Bennett (Retired)	131
5. Aaron Donald (LAR)	123
6. Lavonte David (TB)	121
7t. Ndamukong Suh (TB)	117
7t. Cameron Jordan (NO)	117
9t. Jason Pierre-Paul (TB)	114
9t. Ryan Kerrigan (WAS)	114

DT SACK LEADERS 2010-PRESENT

Player (Current Team)	Sacks
1. Aaron Donald (LAR)	79.5
2. Geno Atkins (CIN)	75.5
3. Ndamukong Suh (TB)	61.5
4. Gerald McCoy (Free Agent)	59.5
5. Jurrell Casey (DEN)	51.0

QB HITS LEADERS 2010-PRESENT

Player (Current Team)	QBH
1. J.J. Watt (HOU)	271
2. Carlos Dunlap (CIN)	224
3. Von Miller (DEN)	217
4. Cameron Wake (TEN)	215
5. Calais Campbell (BAL)	196
6. Michael Bennett (Retired)	191
7t. Ndamukong Suh (TB)	187
7t. Aaron Donald (LAR)	187
9. Everson Griffen (DAL)	180
10. Clay Matthews (Free Agent)	179



JASON PIERRE-PAUL

MOST CONSECUTIVE GAMES WITH A SACK

(Team History - Since Sacks Became Official in 1982)

Player (Dates)	Streak
1t. Simeon Rice (10/20/02-12/1/02)	6
1t. Jason Pierre-Paul (9/16/18-10/28/18)	6
3t. Jason Pierre-Paul (12/21/19-9/27/20)	5
3t. Simeon Rice (12/2/01-12/29/01)	5
4t. 14 Other Streaks Tied	4

SACKS PER GAME (2018-20)

(Min. 16 GP, Pierre-Paul joined the Buccaneers in 2018)

Player (Current Team)	GP	Sacks	S/G
1. Aaron Donald (LAR)	38	40.5	1.07
2. Myles Garrett (CLE)	32	30.5	0.95
3. Danielle Hunter (MIN)	32	29.0	0.91
4. Chandler Jones (ARI)	37	33.0	0.89
5. T.J. Watt (PIT)	37	32.0	0.86
6. Jason Pierre-Paul (TB)	32	26.5	0.83
7. Chris Jones (KC)	34	28.0	0.82
8. Cameron Jordan (NO)	37	29.0	0.78
9. J.J. Watt (HOU)	30	23.0	0.77
10. Joey Bosa (LAC)	28	21.0	0.75

26.5
SACKS
IN
31
GAMES
WITH
TAMPA BAY



DEVIN WHITE

TACKLES/GAME - 2019 DRAFT CLASS

(Min. 10 Games Played)

Player (Current Team)	Tackles/Game
1. Devin White (TB)	7.4
2. Devin Bush (PIT)	6.4
3. Taylor Rapp (LAR)	6.1
4. Cole Holcomb (WAS)	5.9
5. Dre Greenlaw (SF)	5.3

FUMBLE RECOVERIES - 2019 DRAFT CLASS

Player (Current Team)	Opp. Fumble Rec.
1. Devin White (TB)	5
2. Devin Bush (PIT)	4
3t. Nick Bosa (SF)	2
3t. Jaylon Ferguson (BAL)	2
5t. Many Players Tied	1

FORCED FUMBLES - 2019 DRAFT CLASS

Player (Current Team)	FF
1. Maxx Crosby (LV)	4
2t. Devin White (TB)	3
2t. Marquise Blair (SEA)	3
2t. Brian Burns (CAR)	3
2t. Cole Holcomb (WAS)	3
2t. Montez Sweat (WAS)	3

GET
LIVE **45**



19
CAREER GAMES

Tackles.....	141
Solo Tackles	89
Tackles for Loss.....	9
QB Hits.....	8
Passes Defensed	5
Fumble Recoveries	5
Sacks.....	3.5
Forced Fumbles.....	3
Defensive Touchdowns	2
Interceptions.....	1

TAMPA BAY VS. LAS VEGAS



CORNERBACKS



DON'T COME AT **CARLTON**

PASS DEFENSE LEADERS (2019-20)

Player (Current Team)	Defensive Snaps	PD
1. Carlton Davis III (TB)	1,310	29
2. Jamel Dean (TB)	628	23
3t. James Bradberry (NYG)	1,412	22
3t. Stephon Gilmore (NE)	1,250	22
3t. Joe Haden (PIT)	1,359	22
3t. Logan Ryan (NYG)	1,459	22

THE NOTORIOUS **S.M.B.**

2019 ROOKIE INT LEADERS

Player (Team)	INT
1t. Sean Murphy-Bunting (TB)	3
1t. Juan Thornhill (KC)	3
3t. Jamel Dean (TB)	2
3t. Six Others Tied	2

3 TAKEAWAYS MOST BY A **ROOKIE**
CORNERBACK IN 2019

DON'T MAKE A SCENE, IT'S JUST **DEAN**

PERCENTAGE OF TARGETS DEFENSED

(Buccaneers CB in 2019 vs. 2019 All-Pro Team Corners)

Player (Current Team)	Targets	PD	%
Jamel Dean (TB)	52	17	32.7%
Stephon Gilmore (NE)	101	20	19.8%
Tre'Davious White (BUF)	95	17	17.9%
Carlton Davis III (TB)	116	19	16.4%
Marlon Humphrey (BAL)	88	14	15.9%
Richard Sherman (SF)	71	11	15.5%
Marcus Peters (BAL)	65	10	15.4%



BIGGER THAN BALL

The Tampa Bay Buccaneers and the Glazer Family are deeply committed to giving back to the community. Through financial contributions, we support initiatives and organizations in the Tampa Bay area that uplift our community and drive social change.

WE ARE THE CHANGE: SOCIAL JUSTICE INITIATIVE

Launched in 2018 with a \$1,000,000 Social Justice Fund commitment by the Glazer family and directed by Buccaneers players, the Tampa Bay Buccaneers Social Justice Initiative was created to break down barriers to racial and social equality.

Focusing on youth empowerment, police relations, criminal justice reform and workforce development, the initiative supports year-round player efforts dedicated to achieving social justice through purposeful dialogue and impactful programs that effect meaningful, positive change in the community.



OUR CIVIC DUTY

We are united against racism and the hatred which fuels it. We will not accept racial injustice, which has been responsible for the indefensible murders of George Floyd, Breonna Taylor, Ahmaud Arbery and so many others.

Families should not have to worry about the safety of their children because of the color of their skin. Change for the black community must happen now and we must lead by our collective actions.

We remain committed to listening and to effecting meaningful change to end systemic injustice.



6.4.20

PRIORITIZE EQUALITY

VISIT [BUCCANEERS.COM/COMMUNITY](https://www.buccaneers.com/community) TO LEARN MORE



2020 TAMPA BAY BUCCANEERS UNOFFICIAL DEPTH CHART

OFFENSE

WR	13 Mike Evans	17 Justin Watson	<u>18 Tyler Johnson</u>	15 Cyril Grayson
TE	87 Rob Gronkowski	88 Tanner Hudson		
LT	76 Donovan Smith	72 Josh Wells		
LG	74 Ali Marpet	64 Aaron Stinnie		
C	66 Ryan Jensen	62 A.Q. Shipley		
RG	65 Alex Cappa			
RT	<u>78 Tristan Wirfs</u>	73 Joe Haeg		
TE	84 Cameron Brate			
WR	14 Chris Godwin	10 Scotty Miller	85 Jaydon Mickens	
QB	12 Tom Brady	11 Blaine Gabbert	4 Ryan Griffin	
RB	27 Ronald Jones	25 LeSean McCoy	28 Leonard Fournette	<u>30 Ke'Shawn Vaughn</u>

DEFENSE

DL	93 Ndamukong Suh	<u>94 Khalil Davis</u>		
NT	56 Rakeem Nuñez-Roches			
DL	92 William Gholston	79 Patrick O'Connor		
OLB	90 Jason Pierre-Paul	98 Anthony Nelson		
ILB	45 Devin White	51 Kevin Minter		
ILB	54 Lavonte David	<u>53 Chapelle Russell</u>		
OLB	58 Shaquil Barrett	57 Quinton Bell	<u>49 Cam Gill</u>	
CB	24 Carlton Davis III	29 Ryan Smith		
CB	23 Sean Murphy Bunting	35 Jamel Dean	43 Ross Cockrell	
S	<u>31 Antoine Winfield Jr.</u>	32 Mike Edwards		
S	33 Jordan Whitehead	26 Andrew Adams		

SPECIALISTS

P	8 Bradley Pinion			
PK	3 Ryan Succop			
KO	8 Bradley Pinion			
H	8 Bradley Pinion			
LS	97 Zach Triner			
PR	85 Jaydon Mickens	10 Scotty Miller	23 Sean Murphy-Bunting	<u>31 Antoine Winfield Jr.</u>
KR	85 Jaydon Mickens	<u>31 Antoine Winfield Jr.</u>		

Rookies Underlined

2020 TAMPA BAY BUCCANEERS PRONUNCIATION GUIDE

PLAYERS

Lavonte David	luh-VON-tay	Rakeem Nuñez-Roches	NOON-yez RO-ches
Leonard Fournette	four-net	Ndamukong Suh	En-dom-ah-ken Soo
William Gholston	GOAL-ston	Ryan Succop	Suck-up
Joe Haeg	HAY-g	Zach Triner	Trinner
Ali Marpet	Alley Mar-PET	Ke'Shawn Vaughn	KEY-shawn

2020 TAMPA BAY BUCCANEERS NUMERICAL ROSTER

									(as of 10/19/20)
No.	Name	Pos.	Ht.	Wt.	Age	NFL Exp.	College	Hometown	How Acq.
3	Ryan Succop	K	6-2	218	34	12	South Carolina	Hickory, NC	FA-'20
4	Ryan Griffin	QB	6-5	210	30	7	Tulane	Westlake Village, CA	W (NO)-'15
8	Bradley Pinion	P	6-5	229	26	6	Clemson	Concord, NC	UFA (SF)-'19
10	Scotty Miller	WR	5-9	174	23	2	Bowling Green	Barrington, IL	D6-'19
11	Blaine Gabbert	QB	6-5	235	31	10	Missouri	Ballwin, MO	FA-'19
12	Tom Brady	QB	6-4	225	43	21	Michigan	San Mateo, CA	UFA (NE)-'20
13	Mike Evans	WR	6-5	231	27	7	Texas A&M	Galveston, TX	D1-'14
14	Chris Godwin	WR	6-1	209	24	4	Penn State	Middletown, DE	D3a-'17
15	Cyril Grayson	WR	5-9	183	26	1	LSU	Kenner, LA	FA-'19
17	Justin Watson	WR	6-3	215	24	3	Pennsylvania	Bridgeville, PA	D5-'18
18	Tyler Johnson	WR	6-1	206	22	R	Minnesota	Minneapolis, MN	D5-'20
23	Sean Murphy-Bunting	CB	6-0	195	23	2	Central Michigan	Macomb, MI	D2-'19
24	Carlton Davis III	CB	6-1	206	23	3	Auburn	Miami, FL	D2c-'18
25	LeSean McCoy	RB	5-11	210	32	12	Pittsburgh	Harrisburg, PA	UFA (KC)-'20
26	Andrew Adams	S	5-11	202	27	5	Connecticut	College Park, GA	FA-'19
27	Ronald Jones II	RB	5-11	208	23	3	USC	McKinney, TX	D2a-'18
28	Leonard Fournette	RB	6-0	228	25	4	LSU	New Orleans, LA	FA-'20
29	Ryan Smith	CB	5-11	189	27	5	North Carolina Central	Upper Marlboro, MD	D4-'16
30	Ke'Shawn Vaughn	RB	5-10	214	23	R	Vanderbilt	Nashville, TN	D3-'20
31	Antoine Winfield Jr.	S	5-9	203	22	R	Minnesota	The Woodlands, TX	D2-'20
32	Mike Edwards	S	5-10	205	24	2	Kentucky	Cincinnati, OH	D3b-'19
33	Jordan Whitehead	S	5-10	198	23	3	Pittsburgh	Aliquippa, PA	D4-'18
35	Jamel Dean	CB	6-1	206	24	2	Auburn	Cocoa, FL	D3a-'19
43	Ross Cockrell	CB	6-0	191	29	7	Duke	Hazlet, NJ	FA-'20
45	Devin White	ILB	6-0	237	22	2	LSU	Springhill, LA	D1-'19
49	Cam Gill	OLB	6-3	240	22	R	Wagner	Douglasville, GA	FA-'20
51	Kevin Minter	ILB	6-0	246	29	8	LSU	Suwanee, GA	FA-'18
53	Chapelle Russell	ILB	6-2	236	23	R	Temple	Lakewood, NJ	D7a-'20
54	Lavonte David	ILB	6-1	233	30	9	Nebraska	Miami, FL	D2-'12
56	Rakeem Nunez-Roches	DL	6-2	307	27	6	Southern Miss	Phenix City, AL	FA-'18
57	Quinton Bell	OLB	6-4	253	24	1	Prairie View A&M	Long Beach, CA	FA-'19
58	Shaquil Barrett	OLB	6-2	250	27	7	Colorado State	Baltimore, MD	UFA (DEN)-'19
62	A.Q. Shipley	C	6-1	307	34	9	Penn State	Coraopolis, PA	FA-'20
64	Aaron Stinnie	G	6-3	312	26	3	James Madison	Charlottesville, VA	W (TEN) - '19
65	Alex Cappa	G	6-6	305	25	3	Humboldt State	Dublin, CA	D3-'18
66	Ryan Jensen	C	6-4	319	29	7	Colorado State-Pueblo	Fort Morgan, CO	UFA (BAL)-'18
72	Josh Wells	T	6-6	306	29	6	James Madison	Mechanicsville, VA	FA-'19
73	Joe Haeg	T	6-6	298	27	5	North Dakota State	Lake Shore, MN	UFA (IND)-'20
74	Ali Marpet	G	6-4	307	27	6	Hobart	Hastings-on-Hudson, NY	D2b-'15
76	Donovan Smith	T	6-6	338	27	6	Penn State	Owings Mills, MD	D2a-'15
78	Tristan Wirfs	T	6-5	320	21	R	Iowa	Mount Vernon, IA	D1-'20
79	Patrick O'Connor	DL	6-4	270	26	2	Eastern Michigan	Chicago, IL	FA-'17
84	Cameron Brate	TE	6-5	245	29	6	Harvard	Naperville, IL	FA-'15
85	Jaydon Mickens	WR	5-11	170	26	3	Washington	Los Angeles, CA	FA-'19
87	Rob Gronkowski	TE	6-6	265	31	10	Arizona	Woodland Hills, PA	T (NE)-'20
88	Tanner Hudson	TE	6-5	239	25	2	Southern Arkansas	Camden, TN	FA-'18
90	Jason Pierre-Paul	OLB	6-5	275	31	11	South Florida	Deerfield Beach, FL	T (NYG)-'18
92	William Gholston	DL	6-6	281	29	8	Michigan State	Detroit, MI	D4b-'13
93	Ndamukong Suh	DL	6-4	313	33	11	Nebraska	Portland, OR	UFA (LAR)-'19
94	Khalil Davis	DL	6-1	308	24	R	Nebraska	Blue Springs, MO	D6-'20
97	Zach Triner	LS	6-3	245	29	2	Assumption	Marshfield, MA	FA-'19
98	Anthony Nelson	OLB	6-7	271	23	2	Iowa	Urbandale, IA	D4-'19

PRACTICE SQUAD

No.	Name	Pos.	Ht.	Wt.	Age	NFL Exp.	College	Hometown	How Acq.
1	Greg Joseph	K	6-0	210	26	2	Florida Atlantic	Delray Beach, FL	FA-'20
2	Josh Rosen	QB	6-0	228	23	3	UCLA	Torrance, CA	FA-'20
16	Travis Jonsen	WR	6-4	211	24	R	Montana State	Fullerton, CA	FA-'20
19	Isaac Whitney	WR	6-2	204	26	2	USC	Moore, OK	FA-'20
34	Javon Hagan	S	6-0	215	23	R	Ohio	Jacksonville, FL	FA-'20
36	Herb Miller	CB	6-2	190	22	1	Florida Atlantic	Miramar, FL	FA-'19
38	D'Cota Dixon	S	5-10	204	25	2	Wisconsin	Oak Hill, FL	FA-'19
41	Aca'Cedric Ware	RB	6-0	205	23	1	USC	DeSoto, TX	FA-'19
46	Tegray Scales	ILB	6-0	227	24	1	Indiana	Cincinnati, OH	FA-'20
60	Nick Leverett	G	6-4	310	23	R	Rice	Salisbury, NC	FA-'20
61	Zack Bailey	G	6-5	299	24	2	South Carolina	Summerville, SC	FA-'19
86	Codey McElroy	TE	6-6	258	27	1	Southeastern Oklahoma St.	Chattanooga, OK	FA-'19
89	Josh Pearson	WR	6-4	205	23	R	Jacksonville State	Decatur, AL	FA-'20
91	Benning Potoa'e	DL	6-3	290	24	R	Washington	DuPont, WA	FA-'20
95	Jeremiah Ledbetter	DL	6-3	295	26	2	Arkansas	Gainesville, GA	FA-'19

INJURED RESERVE/MINOR

No.	Name	Pos.	Ht.	Wt.	Age	NFL Exp.	College	HS Hometown	How Acq.
6	John Hurst	WR	6-2	190	23	R	West Georgia	Milton, GA	FA-'20
48	Jack Cichy	ILB	6-2	238	24	3	Wisconsin	Somerset, WI	D6-'18
75	John Molchon	G	6-5	309	23	R	Boise State	Las Vegas, NV	FA-'20
82	Antony Auclair	TE	6-6	256	27	4	Laval	Motreal, Quebec	FA-'17

RESERVE/PUP

No.	Name	Pos.	Ht.	Wt.	Age	NFL Exp.	College	HS Hometown	How Acq.
21	Justin Evans	S	6-0	199	25	4	Texas A&M	Wiggins, MS	D2-'17

RESERVE/SUSPENDED

No.	Name	Pos.	Ht.	Wt.	Age	NFL Exp.	College	HS Hometown	How Acq.
44	Kenjon Barner	RB	5-9	195	31	7	Oregon	Lynwood, CA	FA-'20

INJURED RESERVE

No.	Name	Pos.	Ht.	Wt.	Age	NFL Exp.	College	HS Hometown	How Acq.
5	John Franklin III	WR	6-1	186	26	1	Florida Atlantic	Fort Lauderdale, FL	FA-'19
22	T.J. Logan	RB	5-11	195	26	4	North Carolina	Greensboro, NC	W (ARI)-'19
50	Vita Vea	NT	6-4	347	25	3	Washington	Milpitas, CA	D1-'18
80	O.J. Howard	TE	6-6	251	25	4	Alabama	Prattville, AL	D1-'17

Head Coach: Bruce Arians

Assistant Coaches: Harold Goodwin (assistant head coach/run game coordinator); Keith Armstrong (special teams coordinator); Todd Bowles (defensive coordinator); Byron Leftwich (offensive coordinator); Tim Atkins (defensive quality control); Cory Bichey (assistant strength & conditioning); Chris Boniol (specialists); Mike Caldwell (inside linebackers); Mike Chiurco (assistant to the head coach); Clyde Christensen (quarterbacks); Rick Christophel (tight ends); Larry Foote (outside linebackers); Kevin Garver (wide receivers); Joe Gilbert (offensive line); Cody Grimm (defensive/special teams assistant); Maral Javadifar (assistant strength & conditioning); Roger Kingdom (speed & conditioning); Lori Locust (assistant defensive line); Todd McNair (running backs); Anthony Piroli (head strength & conditioning); Antwaan Randle El (offensive assistant); Nick Rapone (safeties); Kacy Rodgers (defensive line); Kevin Ross (cornerbacks); Keith Tandy (assistant special teams); John Van Dam (offensive quality control); Chad Wade (assistant strength & conditioning)

2020 TAMPA BAY BUCCANEERS ALPHABETICAL ROSTER

(as of 10/19/20)

No.	Name	Pos.	Ht.	Wt.	Birthdate	NFL Exp.	College	Hometown	2020 GP/GS
26	Adams, Andrew	S	5-11	202	10/28/1992	5	Connecticut	College Park, GA	6/0
58	Barrett, Shaquil	OLB	6-2	250	11/17/1992	7	Colorado State	Baltimore, MD	6/6
57	Bell, Quinton	OLB	6-4	253	5/9/1996	1	Prairie View A&M	Long Beach, CA	5/0
12	Brady, Tom	QB	6-4	225	8/3/1977	21	Michigan	San Mateo, CA	6/6
84	Brate, Cameron	TE	6-5	245	7/3/1991	6	Harvard	Naperville, IL	6/0
65	Cappa, Alex	G	6-6	305	1/27/1995	3	Humboldt State	Dublin, CA	6/6
43	Cockrell, Ross	CB	6-0	191	8/6/1991	7	Duke	Hazlet, NJ	2/0
54	David, Lavonte	ILB	6-1	233	1/23/1990	9	Nebraska	Miami, FL	6/6
24	Davis III, Carlton	CB	6-1	206	12/31/1996	3	Auburn	Miami, FL	6/6
94	Davis, Khalil	DL	6-1	308	8/22/1996	R	Nebraska	Blue Springs, MO	0/0
35	Dean, Jamel	CB	6-1	206	10/15/1996	2	Auburn	Cocoa, FL	6/1
32	Edwards, Mike	S	5-10	205	5/18/1996	2	Kentucky	Cincinnati, OH	6/0
13	Evans, Mike	WR	6-5	231	8/21/1993	7	Texas A&M	Galveston, TX	6/6
28	Fournette, Leonard	RB	6-0	228	1/18/1995	4	LSU	New Orleans, LA	4/0
11	Gabbert, Blaine	QB	6-5	235	10/15/1989	10	Missouri	Ballwin, MO	1/0
92	Gholston, William	DL	6-6	281	7/31/1991	8	Michigan State	Detroit, MI	6/5
14	Godwin, Chris	WR	6-1	209	2/27/1996	4	Penn State	Middletown, DE	3/3
49	Gill, Cam	OLB	6-3	240	12/14/1997	R	Wagner	Douglasville, GA	2/0
15	Grayson, Cyril	WR	5-9	183	12/5/1993	1	LSU	Kenner, LA	3/0
4	Griffin, Ryan	QB	6-5	210	11/17/1989	7	Tulane	Westlake Village, CA	0/0
87	Gronkowski, Rob	TE	6-6	265	5/14/1989	10	Arizona	Woodland Hills, PA	6/6
73	Haeg, Joe	T	6-6	298	3/11/1993	5	North Dakota State	Lake Shore, MN	2/0
88	Hudson, Tanner	TE	6-5	239	11/12/1994	2	Southern Arkansas	Camden, TN	4/0
66	Jensen, Ryan	C	6-4	319	5/27/1991	7	Colorado State-Pueblo	Fort Morgan, CO	6/6
18	Johnson, Tyler	WR	6-1	206	8/25/1998	R	Minnesota	Minneapolis, MN	4/2
27	Jones II, Ronald	RB	5-11	208	8/3/1997	3	USC	McKinney, TX	6/6
74	Marpet, Ali	G	6-4	307	4/17/1993	6	Hobart	Hastings-on-Hudson, NY	6/6
25	McCoy, LeSean	RB	5-11	210	7/12/1988	12	Pittsburgh	Harrisburg, PA	5/0
85	Mickens, Jaydon	WR	5-11	170	4/21/1994	3	Washington	Los Angeles, CA	6/0
10	Miller, Scotty	WR	5-9	174	7/31/1997	2	Bowling Green	Barrington, IL	6/5
51	Minter, Kevin	ILB	6-0	246	12/3/1990	8	LSU	Suwanee, GA	6/0
23	Murphy-Bunting, Sean	CB	6-0	195	6/19/1997	2	Central Michigan	Macomb, MI	6/6
98	Nelson, Anthony	OLB	6-7	271	3/4/1997	2	Iowa	Urbandale, IA	6/0
56	Nuñez-Roches, Rakeem	DL	6-2	307	7/3/1993	6	Southern Miss	Phenix City, AL	6/1
79	O'Connor, Patrick	DL	6-4	270	11/1/1993	2	Eastern Michigan	Chicago, IL	6/0
90	Pierre-Paul, Jason	OLB	6-5	275	1/1/1989	11	USF	Deerfield Beach, FL	6/6
8	Pinion, Bradley	P	6-5	229	6/1/1994	6	Clemson	Concord, NC	6/0
53	Russell, Chapelle	ILB	6-2	236	1/20/1997	R	Temple	Lakewood, NJ	1/0
62	Shipley, A.Q.	C	6-1	307	5/22/1986	9	Penn State	Coraopolis, PA	1/0
76	Smith, Donovan	T	6-6	338	6/23/1993	6	Penn State	Owings Mills, MD	6/6
29	Smith, Ryan	CB	5-11	189	9/7/1993	5	North Carolina Central	Upper Marlboro, MD	6/0
64	Stinnie, Aaron	G	6-3	312	2/18/1994	3	James Madison	Charlottesville, VA	0/0
3	Succop, Ryan	K	6-2	218	9/19/1986	12	South Carolina	Hickory, NC	6/0
93	Suh, Ndamukong	DL	6-4	313	1/6/1987	11	Nebraska	Portland, OR	6/6
97	Triner, Zach	LS	6-3	245	1/30/1991	2	Assumption	Marshfield, MA	6/0
30	Vaughn, Ke'Shawn	RB	5-10	214	5/4/1997	R	Vanderbilt	Nashville, TN	4/0
17	Watson, Justin	WR	6-3	215	4/4/1996	3	Pennsylvania	Bridgeville, PA	4/2
72	Wells, Josh	T	6-6	306	2/14/1991	6	James Madison	Mechanicsville, VA	5/0
45	White, Devin	ILB	6-0	237	2/17/1998	2	LSU	Springhill, LA	6/6
33	Whitehead, Jordan	S	5-10	198	3/18/1997	3	Pittsburgh	Aliquippa, PA	6/6
31	Winfield Jr., Antoine	S	5-9	203	8/16/1998	R	Minnesota	The Woodlands, TX	6/6
78	Wirfs, Tristan	T	6-5	320	1/24/1999	R	Iowa	Mount Vernon, IA	6/6

PRACTICE SQUAD

No.	Name	Pos.	Ht.	Wt.	Birthdate	NFL Exp.	College	Hometown	2020 GP/GS
61	Bailey, Zack	G	6-5	299	11/8/1995	2	South Carolina	Summerville, SC	0/0
38	Dixon, D'Cota	S	5-10	204	11/20/1994	2	Wisconsin	Oak Hill, FL	0/0
34	Hagan, Javon	S	6-0	215	2/22/1997	R	Ohio	Jacksonville, FL	0/0
16	Jonsen, Travis	WR	6-4	211	10/16/1996	R	Montana State	Fullerton, CA	0/0
1	Joseph, Greg	K	6-0	210	8/4/1994	2	Florida Atlantic	Delray Beach, FL	0/0
95	Ledbetter, Jeremiah	DL	6-3	295	6/2/1994	2	Arkansas	Gainesville, GA	1/0
60	Leverett, Nick	G	6-4	310	1/11/1997	R	Rice	Salisbury, NC	0/0
86	McElroy, Codey	TE	6-6	258	12/13/1992	1	Southeastern Oklahoma St.	Frederick, OK	0/0
36	Miller, Herb	CB	6-2	190	11/11/1997	1	Florida Atlantic	Miramar, FL	0/0
89	Pearson, Josh	WR	6-4	205	6/13/1997	R	Jacksonville State	Decatur, AL	0/0
91	Potoa'e, Benning	DL	6-3	290	9/17/1996	R	Washington	DuPont, WA	0/0
2	Rosen, Josh	QB	6-0	228	2/10/1997	3	UCLA	Torrance, CA	0/0
46	Scales, Tegray	ILB	6-0	227	5/10/1996	1	Indiana	Cincinnati, OH	0/0
41	Ware, Aca'Cedric	RB	6-0	205	6/29/1997	1	USC	DeSoto, TX	0/0
19	Whitney, Isaac	WR	6-2	204	6/22/1994	2	USC	Moore, OK	0/0

INJURED RESERVE/MINOR

No.	Name	Pos.	Ht.	Wt.	Birthdate	NFL Exp.	College	Hometown	2020 GP/GS
82	Auclair, Antony	TE	6-6	256	5/28/1993	4	Laval	Quebec, Canada	1/0
48	Cichy, Jack	ILB	6-2	238	5/5/1996	3	Wisconsin	Somerset, WI	5/0
6	Hurst, John	WR	6-2	190	11/2/1996	R	West Georgia	Milton, GA	0/0
75	Molchon, John	G	6-5	309	2/2/1997	R	Boise State	Las Vegas, NV	0/0

RESERVE/PUP

No.	Name	Pos.	Ht.	Wt.	Birthdate	NFL Exp.	College	Hometown	2020 GP/GS
21	Evans, Justin	S	6-0	199	8/26/1995	4	Texas A&M	Wiggins, MS	0/0

INJURED RESERVE

No.	Name	Pos.	Ht.	Wt.	Birthdate	NFL Exp.	College	Hometown	2020 GP/GS
5	Franklin III, John	WR	6-1	186	9/21/1994	1	Florida Atlantic	Fort Lauderdale, FL	0/0
80	Howard, O.J.	TE	6-6	251	11/18/1994	4	Alabama	Prattville, AL	4/1
22	Logan, T.J.	RB	5-11	195	9/3/1994	4	North Carolina	Greensboro, NC	0/0
50	Veal, Vita	NT	6-4	347	2/5/1995	3	Washington	Milpitas, CA	5/5

Head Coach: Bruce Arians

Assistant Coaches: Harold Goodwin (assistant head coach/run game coordinator); Keith Armstrong (special teams coordinator); Todd Bowles (defensive coordinator); Byron Leftwich (offensive coordinator); Tim Atkins (defensive quality control); Cory Bichey (assistant strength & conditioning); Chris Boniol (specialists); Mike Caldwell (inside linebackers); Mike Chiurco (assistant to the head coach); Clyde Christensen (quarterbacks); Rick Christophel (tight ends); Larry Foote (outside linebackers); Kevin Garver (wide receivers); Joe Gilbert (offensive line); Cody Grimm (defensive/special teams assistant); Maral Javadifar (assistant strength & conditioning); Roger Kingdom (speed & conditioning); Lori Locust (assistant defensive line); Todd McNair (running backs); Anthony Piroli (head strength & conditioning); Antwaan Randle El (offensive assistant); Nick Rapone (safeties); Kacy Rodgers (defensive line); Kevin Ross (cornerbacks); Keith Tandy (special teams assistant); John Van Dam (offensive quality control); Chad Wade (assistant strength & conditioning)

2020 TAMPA BAY BUCCANEERS ROSTER BY POSITION

							(as of 10/19/20)
No.	Name	Pos.	College	Ht.	Wt.	Age	NFL Exp.
<u>Defensive Linemen (5)</u>							
94	Khalil Davis	DL	Nebraska	6-1	308	24	R
92	William Gholston	DL	Michigan State	6-6	281	29	8
56	Rakeem Nufiez-Roches	DL	Southern Miss	6-2	307	27	6
79	Patrick O'Connor	DL	Eastern Michigan	6-4	270	26	2
93	Ndamukong Suh	DL	Nebraska	6-4	313	32	11
<u>Outside Linebacker (5)</u>							
58	Shaquil Barrett	OLB	Colorado State	6-2	250	27	7
57	Quinton Bell	OLB	Prairie View A&M	6-4	253	24	1
49	Cam Gill	OLB	Wagner	6-3	240	22	R
98	Anthony Nelson	OLB	Iowa	6-7	271	23	2
90	Jason Pierre-Paul	OLB	South Florida	6-5	275	31	11
<u>Inside Linebacker (4)</u>							
54	Lavonte David	ILB	Nebraska	6-1	233	30	9
51	Kevin Minter	ILB	LSU	6-0	246	29	8
53	Chapelle Russell	ILB	Temple	6-2	236	23	R
45	Devin White	ILB	LSU	6-0	237	22	2
<u>Cornerback (5)</u>							
43	Ross Cockrell	CB	Duke	6-0	191	29	7
24	Carlton Davis III	CB	Auburn	6-1	206	23	3
35	Jamel Dean	CB	Auburn	6-1	206	24	2
23	Sean Murphy-Bunting	CB	Central Michigan	6-1	195	23	2
29	Ryan Smith	CB	North Carolina Central	5-11	189	27	5
<u>Safety (4)</u>							
26	Andrew Adams	S	Connecticut	5-11	202	27	5
32	Mike Edwards	S	Kentucky	5-10	205	24	2
33	Jordan Whitehead	S	Pittsburgh	5-10	198	22	3
31	Antoine Winfield Jr.	S	Minnesota	5-9	203	22	R
<u>Long Snapper (1)</u>							
97	Zach Triner	LS	Assumption	6-3	245	29	2
<u>Punter (1)</u>							
8	Bradley Pinion	P	Clemson	6-5	229	26	6
<u>Kicker (1)</u>							
3	Ryan Succop	K	South Carolina	6-2	218	34	12
<u>Offensive Line (9)</u>							
65	Alex Cappa	G	Humboldt State	6-6	305	25	3
73	Joe Haeg	T	North Dakota State	6-6	298	27	5
66	Ryan Jensen	C	Colorado State-Pueblo	6-4	319	29	7
74	Ali Marpet	G	Hobart	6-4	307	27	6
62	A.Q. Shipley	C	Penn State	6-1	307	34	9
76	Donovan Smith	T	Penn State	6-6	338	27	6
64	Aaron Stinnie	G	James Madison	6-3	312	26	3
72	Josh Wells	T	James Madison	6-6	306	29	6
78	Tristan Wirfs	T	Iowa	6-5	320	21	R
<u>Tight End (4)</u>							
84	Cameron Brate	TE	Harvard	6-5	235	29	6
87	Rob Gronkowski	TE	Arizona	6-6	265	31	10
80	O.J. Howard	TE	Alabama	6-6	251	25	4
88	Tanner Hudson	TE	Southern Arkansas	6-5	239	25	4
<u>Running Back (4)</u>							
28	Leonard Fournette	RB	LSU	6-0	228	25	4
27	Ronald Jones II	RB	USC	5-11	208	23	3
25	LeSean McCoy	RB	Pittsburgh	5-11	210	32	12
30	Ke'Shawn Vaughn	RB	Vanderbilt	5-10	214	23	R
<u>Wide Receiver (6)</u>							
13	Mike Evans	WR	Texas A&M	6-5	231	27	7
12	Chris Godwin	WR	Penn State	6-1	209	24	4
18	Tyler Johnson	WR	Minnesota	6-1	206	22	R
85	Jaydon Mickens	WR	Washington	5-11	170	26	3
10	Scotty Miller	WR	Bowling Green	5-9	174	23	2
17	Justin Watson	WR	Pennsylvania	6-3	215	24	3
<u>Quarterback (3)</u>							
12	Tom Brady	QB	Michigan	6-4	225	43	21
11	Blaine Gabbert	QB	Missouri	6-5	235	31	10
4	Ryan Griffin	QB	Tulane	6-5	210	30	7

2020 TAMPA BAY BUCCANEERS BY EXPERIENCE

										(as of 10/19/20)
No.	Name	Pos.	Ht.	Wt.	Age	NFL Exp.	College	Hometown	How Acq.	
21st Year (1)										
12	Brady, Tom	QB	6-4	225	8/3/1977	43	21 Michigan	San Mateo, CA	UFA (NE)-'20	
12th Year (2)										
25	McCoy, LeSean	RB	5-11	210	7/12/1988	32	12 Pittsburgh	Harrisburg, PA	UFA (KC)-'20	
3	Succop, Ryan	K	6-2	218	9/19/1986	34	12 South Carolina	Hickory, NC	FA-'20	
11th Year (2)										
90	Pierre-Paul, Jason	OLB	6-5	275	1/1/1989	31	11 South Florida	Deerfield Beach, FL	T (NYG)-'18	
93	Suh, Ndamukong	DL	6-4	313	1/6/1987	33	11 Nebraska	Portland, OR	UFA (LAR)-'19	
10th Year (2)										
11	Gabbert, Blaine	QB	6-5	235	10/15/1989	31	10 Missouri	Ballwin, MO	FA-'19	
87	Gronkowski, Rob	TE	6-6	265	5/14/1989	31	10 Arizona	Woodland Hills, PA	T (NE)-'20	
9th Year (2)										
54	David, Lavonte	ILB	6-1	233	1/23/1990	30	9 Nebraska	Miami, FL	D2-'12	
62	Shipley, A.Q.	C	6-1	307	5/22/1986	34	9 Penn State	Coraopolis, PA	FA-'20	
8th Year (2)										
92	Gholston, William	DL	6-6	281	7/31/1991	29	8 Michigan State	Detroit, MI	D4b-'13	
51	Minter, Kevin	ILB	6-0	246	12/3/1990	29	8 LSU	McKinney, TX	FA-'18	
7th Year (5)										
58	Barrett, Shaquil	OLB	6-2	250	11/17/1992	27	7 Colorado State	Baltimore, MD	UFA (DEN)-'19	
43	Cockrell, Ross	CB	6-0	191	8/6/1991	29	7 Duke	Hazlet, NJ	FA-'20	
13	Evans, Mike	WR	6-5	231	8/26/1995	25	7 Texas A&M	Galveston, TX	D1-'14	
4	Griffin, Ryan	QB	6-5	210	11/17/1989	30	7 Tulane	Westlake Village, CA	W (NO)-'15	
66	Jensen, Ryan	C	6-4	319	5/27/1991	29	6 Colorado State-Pueblo	Fort Morgan, CO	UFA (BAL)-'18	
6th Year (6)										
84	Brate, Cameron	TE	6-5	235	7/3/1991	29	6 Harvard	Naperville, IL	FA-'15	
74	Marpet, Ali	G	6-4	307	4/17/1993	27	6 Hobart	Hastings-on-Hudson, NY	D2b-'15	
56	Nuñez-Roches, Rakeem	DL	6-2	307	7/3/1993	27	6 Southern Miss	Phenix City, AL	FA-'18	
8	Pinion, Bradley	P	6-5	229	6/1/1994	26	6 Clemson	Concord, NC	UFA (SF)-'19	
76	Smith, Donovan	T	6-6	338	6/23/1993	27	6 Penn State	Owings Mills, MD	D2a-'15	
72	Wells, Josh	T	6-6	306	2/14/1991	29	6 James Madison	Mechanicsburg, VA	FA-'19	
5th Year (3)										
26	Adams, Andrew	S	5-11	202	10/28/1992	27	5 Connecticut	College Park, GA	FA-'19	
73	Haeg, Joe	T	6-6	298	3/11/1993	27	5 North Dakota State	Lake Shore, MN	UFA (IND)-'20	
29	Smith, Ryan	CB	5-11	189	9/7/1993	27	5 North Carolina Central	Upper Marlboro, MD	D4-'16	
4th Year (3)										
28	Fournette, Leonard	RB	6-0	228	1/18/1995	25	4 LSU	New Orleans, LA	FA-'20	
12	Godwin, Chris	WR	6-1	209	2/27/1996	24	4 Penn State	Middletown, DE	D3a-'17	
80	Howard, O.J.	TE	6-6	251	11/19/1994	25	4 Alabama	Prattville, AL	D1-'17	
3rd Year (7)										
65	Cappa, Alex	G	6-6	305	1/27/1995	25	3 Humboldt State	Dublin, CA	D3-'18	
24	Davis III, Carlton	CB	6-1	206	12/31/1996	23	3 Auburn	Miami, FL	D2c-'18	
27	Jones II, Ronald	RB	5-11	208	8/3/1997	23	3 USC	McKinney, TX	D2a-'18	
85	Mickens, Jaydon	WR	5-11	170	4/21/1994	25	3 Washington	Los Angeles, CA	FA-'19	
64	Stinnie, Aaron	G	6-3	312	2/18/1994	26	3 James Madison	Charlottesville, VA	W (TEN)-'19	
17	Watson, Justin	WR	6-3	215	4/4/1996	24	3 Pennsylvania	Bridgeville, PA	D5-'18	
33	Whitehead, Jordan	S	5-10	198	3/18/1997	23	3 Pittsburgh	Aliquippa, PA	D4-'18	
2nd Year (9)										
35	Dean, Jamel	CB	6-1	206	10/15/1996	24	2 Auburn	Cocoa, FL	D3a-'19	
32	Edwards, Mike	S	5-10	205	5/18/1996	24	2 Kentucky	Cincinnati, OH	D3b-'19	
88	Hudson, Tanner	TE	6-5	239	11/12/1994	25	2 Southern Arkansas	Camden, TN	FA-'18	
10	Miller, Scotty	WR	5-9	174	7/31/1997	23	2 Bowling Green	Barrington, IL	D6-'19	
23	Murphy-Bunting, Sean	CB	6-0	195	6/19/1997	23	2 Central Michigan	Macomb, MI	D2-'19	
98	Nelson, Anthony	OLB	6-7	271	3/4/1997	23	2 Iowa	Urbandale, IA	D4-'19	
79	O'Connor, Patrick	DL	6-4	270	11/1/1993	26	2 Eastern Michigan	Chicago, IL	FA-'17	
97	Triner, Zach	LS	6-3	245	1/30/1991	29	2 Assumption	Marshfield, MA	FA-'19	
45	White, Devin	ILB	6-0	237	2/17/1998	22	2 LSU	Springhill, LA	D1-'19	
Rookies/1st Year (8)										
57	Bell, Quinton	OLB	6-4	253	5/9/1996	24	1 Prairie View A&M	Long Beach, CA	FA-'19	
94	Davis, Khalil	DL	6-1	308	8/22/1996	24	R Nebraska	Blue Springs, MO	D6-'20	
49	Gill, Cam	OLB	6-3	240	12/14/1997	22	R Wagner	Douglasville, GA	FA-'20	
18	Johnson, Tyler	WR	6-1	206	8/25/1998	22	R Minnesota	Minneapolis, MN	D5-'20	
53	Russell, Chapelle	ILB	6-2	236	1/20/1997	23	R Temple	Lakewood, NJ	D7a-'20	
30	Vaughn, Ke'Shawn	RB	5-10	214	5/4/1997	23	R Vanderbilt	Nashville, TN	D3-'20	
31	Winfield Jr., Antoine	S	5-9	203	8/16/1998	22	R Minnesota	The Woodlands, TX	D2-'20	
78	Wirfs, Tristan	T	6-5	320	1/24/1999	21	R Iowa	Mount Vernon, IA	D1-'20	

2020 TAMPA BAY BUCCANEERS - HOW THEY WERE BUILT

	<u>DRAFT</u>	<u>TRADES</u>	<u>WAIVERS</u>	<u>FREE AGENTS</u>
2012	Lavonte David (2)			
2013	William Gholston (4b)			
2014	Mike Evans (1)			
2015	Donovan Smith (2a) Ali Marpet (2b)		Ryan Griffin (NO)	Cameron Brate
2016	Ryan Smith (4)			Patrick O'Connor
2017	O.J. Howard (1) Chris Godwin (3a)			
2018	Ronald Jones II (2a) Carlton Davis III (2c) Alex Cappa (3) Jordan Whitehead (4) Justin Watson (5)	Jason Pierre-Paul (NYG)		Tanner Hudson Ryan Jensen (BAL) Kevin Minter Rakeem Nuñez-Roches
2019	Devin White (1) Sean Murphy-Bunting (2) Jamel Dean (3a) Mike Edwards (3b) Anthony Nelson (4) Scotty Miller (6)		Aaron Stinnie (TEN)	Andrew Adams Shaquil Barrett (DEN) Quinton Bell Blaine Gabbert Jaydon Mickens Bradley Pinion (SF) Ndamukong Suh (LAR) Zach Triner Josh Wells
2020	Tristan Wirfs (1) Antoine Winfield Jr. (2) Ke'Shawn Vaughn (3) Tyler Johnson (5) Khalil Davis (6) Chapelle Russell (7a)	Rob Gronkowski (NE)		Tom Brady (NE) Ross Cockrell Leonard Fournette (JAC) Cam Gill (R) Joe Haeg (IND) LeSean McCoy (KC) A.Q. Shipley (ARI) Ryan Succop (TEN)

2020 GAME-BY-GAME STARTERS

[illegible][illegible]

2020 PLAYTIME PERCENTAGES - OFFENSE

OFFENSE	@NO	CAR	@DEN	LAC	@CHI	GB	@LVR	@NYG	NO	@CAR	LAR	KC	MIN	@ATL	@DET	ATL	PLAYS	PCT
TOTAL PLAYS	70	61	68	76	71	65											411	

QUARTERBACKS

Brady	70	61	68	76	71	56											402	98%
Gabbert	DNP	DNP	DNP	DNP	DNP	9											9	14%

RUNNING BACKS

Jones	33	21	35	49	49	37											224	55%
Fournette	9	26	25	IA	1	IA											61	23%
McCoy	25	11	11	5	IA	19											71	21%
Vaughn	DNP	0	IA	19	18	10											47	17%
Barner	N/A	N/A	0	4	R/S	R/S											4	3%

TIGHT ENDS

Gronkowski	54	42	63	65	57	55											336	82%
Howard	37	34	33	28	IR	IR											132	48%
Brate	7	4	5	16	33	23											88	21%
Hudson	PS	0	0	8	16	8											32	9%
Auclair	0	IR	IR	IR	IR	IR											0	0%

WIDE RECEIVERS

Evans	65	53	61	54	60	51											344	84%
Godwin	66	IA	55	IA	IA	40											161	79%
Miller	43	42	29	40	45	23											222	54%
Watson	11	54	IA	56	IA	13											134	49%
Johnson	IA	IA	21	25	56	17											119	42%
Grayson	IA	18	PS	PS	12	12											42	20%
Mickens	0	0	2	11	8	3											24	6%

OFFENSIVE LINE

Marpet	70	61	68	76	71	65											411	100%
Wurts	70	61	68	76	71	65											411	100%
Cappa	70	61	68	76	71	65											411	100%
Jensen	70	61	68	76	71	56											402	98%
D. Smith	70	60	68	76	71	56											401	98%
Shipley	DNP	DNP	DNP	DNP	DNP	9											9	14%
Haeg	DNP	DNP	DNP	DNP	0	14											14	10%
Wells	DNP	1	0	0	0	9											10	3%

KEY

- DNP= Did Not Play
- IA= Inactive
- IR= Injured Reserve
- IR/DR= Injured Reserve/Designated to Return
- N/A= Not With Team
- PS= Practice Squad
- PUP= Reserve/Physically Unable to Perform
- R/S= Reserve/Suspended List
- W/_ =With Other Team

2020 PLAYTIME PERCENTAGES - DEFENSE

DEFENSE	@NO	CAR	@DEN	LAC	@CHI	GB	@LVR	@NYG	NO	@CAR	LAR	KC	MIN	@ATL	@DET	ATL	PLAYS	PCT
TOTAL PLAYS	68	73	63	53	63	63			63								383	
DEFENSIVE LINE																		
Suh	56	55	45	45	53	43											297	78%
Vea	57	41	37	44	44	IR											223	70%
Gholston	34	37	28	24	37	32											192	50%
Nunez-Roches	25	34	29	14	19	36											157	41%
Lebetter	PS	PS	PS	PS	PS	24											24	38%
O'Connor	5	1	0	0	1	2											9	2%
LINEBACKERS																		
White	68	73	63	53	63	63											383	100%
David	68	73	63	51	63	63											381	99%
Pierre-Paul	65	65	49	48	55	58											340	89%
Barrett	60	69	47	49	55	57											337	88%
Nelson	3	11	27	8	14	15											78	20%
Minter	0	1	0	2	1	0											4	1%
Bell	0	0	0	0	0	IA											0	0%
Cichy	0	0	0	0	0	IR											0	0%
Gill	IA	IA	IA	IA	0	0											0	0%
Russell	PS	PS	PS	PS	PS	0											0	0%
DEFENSIVE BACKS																		
Davis	68	72	63	53	63	63											382	100%
Winfield Jr.	68	72	63	53	62	59											377	98%
Whitehead	62	73	63	53	63	60											374	98%
Murphy-Bunting	68	72	19	53	62	63											337	88%
Dean	35	54	55	33	39	45											261	68%
Edwards	0	0	42	0	0	10											52	14%
Adams	6	0	0	0	0	0											6	2%
R. Smith	0	0	0	0	0	0											0	0%
Cockrell	N/A	N/A	PS	PS	0	0											0	0%
Motley	IA	IA	0	0	DNP	N/A											0	0%
Wilkins	IA	0	N/A	N/A	N/A	N/A											0	0%

N/A= Not With Team
PS= Practice Squad
PUP= Reserve/Physically Unable to Perform
R/S= Reserve/Suspended List
R/CE=Reserve/Commissioner's Exempt List
W/_ =With Other Team

2020 TAMPA BAY BUCCANEERS REGULAR SEASON STATISTICS

2020 RECORD --			WON: 4	LOST: 2
Sept 13	L	23-34	at New Orleans	n/a
Sept 20	W	31-17	CAROLINA	n/a
Sept 27	W	28-10	at Denver	5,226
Oct 4	W	38-31	L.A. CHARGERS	6,383
Oct 8	L	19-20	at Chicago	n/a
Oct 18	W	38-10	GREEN BAY	15,540
Oct 25			at Las Vegas	
Nov. 2			at N.Y. Giants	
Nov 8			NEW ORLEANS	
Nov 15			at Carolina	
Nov 23			L.A. RAMS	
Nov 29			KANSAS CITY	
			-- bye week --	
Dec 13			MINNESOTA	
Dec 20			at Atlanta	
Dec 26/27			at Detroit	
Jan 3			ATLANTA	

	BUCCANEERS	OPPONENTS
TOTAL FIRST DOWNS	127	101
Rushing	36	22
Passing	73	69
Penalty	18	10
3rd Down: Made/Att.	32/77 41.6%	30/77 39.0%
4th Down: Made/Att.	3/4 75.0%	2/5 40.0%
POSSESSION AVG.	30:20	29:41
TOTAL NET YARDS	2149	1692
Avg. Per Game	358.2	282.0
Total Plays	387	366
Avg. Per Play	5.6	4.6
NET YARDS RUSHING	655	386
Avg. Per Game	109.2	64.3
Total Rushes	155	130
NET YARDS PASSING	1494	1306
Avg. Per Game	249.0	217.7
Sacked/Yards Lost	8/47	22/181
Gross Yards	1541	1487
Att./Completions	224/143	214/143
Completion Pct.	63.8	66.8
Had Intercepted	4	8
PUNTS/AVERAGE	25/45.0	29/45.0
NET PUNTING AVERAGE	41.3	40.9
PENALTIES/YARDS	42/410	38/428
FUMBLES/FUMBLES LOST	6/3	7/3
TOUCHDOWNS	21	14
Rushing	6	5
Passing	14	7
Returns	1	2

SCORE BY QUARTERS	1	2	3	4	OT	TOTAL
BUCCANEERS	48	58	42	29	0	177
OPPONENTS	24	51	21	26	0	122

SCORING	TD	R	P	Rt	PAT	2P	FG	S	PTS
Succop	0	0	0	0	19-20	0	10-12	0	49
Evans	6	0	6	0	0-0	0	0-0	0	36
Jones	3	3	0	0	0-0	0	0-0	0	18
Fournette	2	2	0	0	0-0	0	0-0	0	12
Howard	2	0	2	0	0-0	0	0-0	0	12
Brady	1	1	0	0	0-0	0	0-0	0	6
Brate	1	0	1	0	0-0	0	0-0	0	6
Dean	1	0	0	1	0-0	0	0-0	0	6
Godwin	1	0	1	0	0-0	0	0-0	0	6
Gronkowski	1	0	1	0	0-0	0	0-0	0	6
Johnson	1	0	1	0	0-0	0	0-0	0	6
Miller	1	0	1	0	0-0	0	0-0	0	6
Vaughn	1	0	1	0	0-0	0	0-0	0	6
Barrett	0	0	0	0 0	0-0	0	0-0	1	2
BUCCANEERS	21	6	14	1	19-20	0-1	10-12	1	177
OPPONENTS	14	5	7	2	14-14	0-0	8-9	0	122

SACKS: Pierre-Paul 5.5, Barrett 3.0, Suh 3.0, Gholston 2.0, Vea 2.0, Whitehead 2.0, Winfield 2.0, David 1.5, White 1.0. **Buccaneers 22.0, Opponents 8.0.**

FUM/LOST: Brady 4/1, Edwards 1/1, Vaughn 1/1.

RUSHING	No	Yds	Avg	Lg	TD
Jones	97	472	4.9	37	3
Fournette	24	123	5.1	46t	2
Vaughn	8	46	5.8	19	0
Miller	2	7	3.5	6	0
Brady	15	6	0.4	4	1
Gabbert	3	2	0.7	2	0
McCoy	6	-1	-0.2	3	0
BUCCANEERS	155	655	4.2	46t	6
OPPONENTS	130	386	3.0	25	5

RECEIVING	No	Yds	Avg	Lg	TD
Evans	23	281	12.2	50	6
Gronkowski	17	218	12.8	31	1
Jones	17	84	4.9	11	0
Miller	16	256	16.0	47	1
Godwin	16	191	11.9	30	1
Howard	11	146	13.3	33	2
McCoy	10	61	6.1	15	0
Watson	7	94	13.4	36	0
Brate	7	50	7.1	20	1
Fournette	7	34	4.9	14	0
Johnson	5	68	13.6	35	1
Vaughn	4	27	6.8	13	1
Mickens	2	22	11.0	11	0
Hudson	1	9	9.0	9	0
BUCCANEERS	143	1541	10.8	50	14
OPPONENTS	143	1487	10.4	72t	7

INTERCEPTIONS	No	Yds	Avg	Lg	TD
Davis	3	39	13.0	34	0
Edwards	2	67	33.5	37	0
Dean	1	32	32.0	32t	1
Whitehead	1	0	0.0	0	0
David	1	-5	-5.0	-5	0
BUCCANEERS	8	133	16.6	37	1
OPPONENTS	4	175	43.8	78t	2

PUNTING	No	Yds	Avg	Net	TB	In20	Lg	Bk
Pinion	25	1126	45.0	41.3	1	9	59	0
BUCS	25	1126	45.0	41.3	1	9	59	0
OPPONENTS	29	1304	45.0	40.9	1	11	61	1

PUNT RETURNS	Ret	FC	Yds	Avg	Lg	TD
Mickens	14	7	98	7.0	14	0
BUCCANEERS	14	7	98	7.0	14	0
OPPONENTS	8	9	74	9.3	18	0

KICKOFF RETURNS	Ret	Yds	Avg	Lg	TD
Mickens	3	66	22.0	25	0
Barner	1	33	33.0	33	0
Grayson	1	20	20.0	20	0
Edwards	1	0	0.0	0	0
BUCCANEERS	6	119	19.8	33	0
OPPONENTS	3	119	39.7	47	0

FIELD GOALS	1-19	20-29	30-39	40-49	50+	Lg
Succop	0-0	2-2	5-5	2-3	1-2	50
BUCCANEERS	0-0	2-2	5-5	2-3	1-2	50
OPPONENTS	0-0	3-3	2-2	1-2	2-2	56

Succop: (54B, 38G) (33G) (43G, 35G) (44WL, 26G) (39G, 35G, 46G, 25G) (50G)

OPPONENTS: (29G, 21G) (23G) (56G) (53G, 47WL) (47G, 38G) (39G)

PASSING	Att	Comp	Yds	Cmp%	Yds/Att	TD	TD%	INT	INT%	Lg	Sack/Lost	Rating
Brady	223	143	1541	64.1	6.91	14	6.3	4	1.8	50	8/47	97.8
Gabbert	1	0	0	0.0	0.00	0	0.0	0	0.0	0	0/0	39.6
BUCCANEERS	224	143	1541	63.8	6.88	14	6.3	4	1.8	50	8/47	97.3
OPPONENTS	214	143	1487	66.8	6.95	7	3.3	8	3.7	72t	22/181	82.0

2020 BUCCANEERS REGULAR SEASON DEFENSIVE STATISTICS

Player	Tackles				Sacks			Interceptions				Fumbles			
	Solo	Ast.	Total	TFL	Sack	Yds	QBH	INT	Yds	TD	PD	FF	FR	Yds	TD
Devin White	31	19	50	5	1.0	11.0	3	-	-	-	2	-	1	2	0
Lavonte David	34	13	47	5	1.5	15.0	3	1	-5	-	3	1	1	0	0
Antoine Winfield, Jr.	24	11	35	1	2.0	8.0	3	-	-	-	3	1	-	-	-
Carlton Davis	23	4	27	3	-	-	-	3	39	0	10	-	-	-	-
Jordan Whitehead	18	9	27	5	2.0	19.0	3	1	0	0	1	-	-	-	-
Jamel Dean	20	5	25	-	-	-	-	1	32	1	6	-	-	-	-
Shaquil Barrett	18	6	24	4	3.0	20.0	4	-	-	-	1	-	-	-	-
Sean Murphy-Bunting	17	4	21	1	-	-	1	-	-	-	1	-	-	-	-
Jason Pierre-Paul	11	10	21	2	5.5	47.0	7	-	-	-	-	3	1	6	0
Ndamukong Suh	10	8	18	3	3.0	26.0	7	-	-	-	1	1	-	-	-
William Gholston	8	7	15	4	2.0	16.0	10	-	-	-	-	-	-	-	-
Vita Vea	6	4	10	3	2.0	19.0	3	-	-	-	-	-	-	-	-
Anthony Nelson	3	2	5	1	-	-	1	-	-	-	-	-	-	-	-
Rakeem Nunez-Roches	1	4	5	-	-	-	-	-	-	-	-	-	-	-	-
Mike Edwards	3	1	4	-	-	-	-	2	67	0	2	-	-	-	-
Kevin Minter	2	0	2	-	-	-	-	-	-	-	-	-	-	-	-
Jeremiah Ledbetter	1	1	2	-	-	-	1	-	-	-	-	-	-	-	-
Totals	230	108	338	37	22.0	181.0	46	8	133	1	30	6	3	8	0

2020 REGULAR SEASON SPECIAL TEAMS STATISTICS

Player	Tackles			Fumbles		
	Solo	Ast.	Total	FF	FR	TD
Jamel Dean	3	0	3	-	-	-
Justin Watson	1	1	2	-	-	-
Cam Gill	1	0	1			
Sean Murphy-Bunting	1	0	1			
Anthony Nelson	1	0	1	-	-	-
Bradley Pinion	1	0	1	-	-	-
Ryan Smith	1	0	1			
Zach Triner	1	0	1			
Jack Cichy	0	1	1	-	-	-
Totals	10	2	12	0	0	0

Blocked Kicks			
	FG	PAT	Punt
Patrick O'Connor	0	0	1
Totals	0	0	1

Own Fumbles				
	Total	Lost	OR	OOB
Tom Brady	3	1	2	0
Mike Edwards	1	1	0	0
Ke'Shawn Vaughn	1	1	0	0
Totals	5	3	2	0

Return Touchdowns

Jamel Dean, 32-yard interception return, vs. Green Bay, 10/18/20

Miscellaneous Tackles/FRs			
	Tackles	FF	FR
Tom Brady	0	0	2
Leonard Fournette	0	0	1
Chris Godwin	1	0	0
Totals	1	0	3

Safeties

Shaquil Barrett, at Denver, 9/27/20

(IR - inj. reserve; PS - practice squad; N - not on team)

2020 BUCCANEERS PARTICIPATION CHART

Position Abbreviation Indicates Start (e.g. RCB indicates started at right cornerback)						Legend		P = Played		DNP = Did Not Play		IA = Inactive		IR = Injured Reserve		RES = Reserve		PS = Practice Squad			
N = Not on Roster		PUP = Res./Phys. Unable to Perform				NFI = Res./Non-Football-Injury		COV = Reserve/COVID-19		OPT = Reserve/Opt Out		PSE = Practice Squad Elevated									
Player	P O S	G P	G S	D N P	I A	1 @no	2 CAR	3 @den	4 LAC	5 @chi	6 GB	7 @lv	8 @nyg	9 NO	10 @car	11 LAR	12 KC	13 MIN	14 @atl	15 @det	16 ATL
Adams, Andrew	S	6	0	0	0	P	P	P	P	P	P										
Aucclair, Antony	TE	1	0	0	0	P	IR	IR	IR	IR	IR										
Bailey, Zack	G	0	0	0	0	PS	PS	PS	PS	PS	PS										
Barner, Kenjon	RB	2	0	0	0	PS	PS	PSE-P	PSE-P	RES	RES										
Barrett, Shaquil	OLB	6	6	0	0	OLB	OLB	OLB	OLB	OLB	OLB										
Bell, Quinton	OLB	5	0	0	1	P	P	P	P	P	IA										
Brady, Tom	QB	6	6	0	0	QB	QB	QB	QB	QB	QB										
Brate, Cameron	TE	6	0	0	0	P	P	P	P	P	P										
Cappa, Alex	G	6	6	0	0	RG	RG	RG	RG	RG	RG										
Cichy, Jack	ILB	5	0	0	0	P	P	P	P	P	IR										
Cockrell, Russ	CB	2	0	0	0	N	N	PS	PS	PSE-P	P										
David, Lavonte	ILB	6	6	0	0	ILB	ILB	ILB	ILB	ILB	ILB										
Davis, Carlton	CB	6	6	0	0	CB	CB	CB	CB	CB	CB										
Davis, Khalil	DT	0	0	0	6	IA	IA	IA	IA	IA	IA										
Dean, Jamel	CB	6	1	0	0	P	P	CB	P	P	P										
Dixon, D'Cota	S	0	0	0	0	PS	PS	PS	PS	PS	PS										
Edwards, Mike	S	6	0	0	0	P	P	P	P	P	P										
Evans, Justin	S	0	0	0	0	PUP	PUP	PUP	PUP	PUP	PUP										
Evans, Mike	WR	6	6	0	0	WR	WR	WR	WR	WR	WR										
Fournette, Leonard	RB	4	0	0	2	P	P	P	IA	P	IA										
Franklin, John	CB	0	0	0	0	IR	IR	IR	IR	IR	IR										
Gabbert, Blaine	QB	1	0	5	0	DNP	DNP	DNP	DNP	DNP	P										
Gholston, William	DL	6	5	0	0	DL	DL	P	DL	DL	DL										
Gill, Cam	OLB	2	0	0	4	IA	IA	IA	IA	P	P										
Godwin, Chris	WR	3	3	0	3	WR	IA	WR	IA	IA	WR										
Grayson, Cyril	WR	3	0	0	1	PSE-IA	PSE-P	PS	PS	P	P										
Griffin, Ryan	QB	0	0	0	6	IA	IA	IA	IA	IA	IA										
Gronkowski, Rob	TE	6	6	0	0	TE	TE	TE	TE	TE	TE										
Haeg, Joe	T	2	0	4	0	DNP	DNP	DNP	DNP	P	P										
Hagan, Javon	S	0	0	0	0	PS	PS	PS	PS	PS	PS										
Helm, Daniel	TE	0	0	0	0	N	N	PS	N	N	N										
Howard, O.J.	TE	4	1	0	0	P	P	TE	P	IR	IR										
Hudson, Tanner	TE	5	0	0	0	PS	PSE-P	P	P	P	P										
Hurst, John	WR	0	0	0	0	IR	IR	IR	IR	IR	IR										
Jensen, Ryan	C	6	6	0	0	C	C	C	C	C	C										
Johnson, Tyler	WR	4	2	0	2	IA	IA	P	P	WR	WR										
Jones, Ronald	RB	6	6	0	0	RB	RB	RB	RB	RB	RB										
Jonsen, Travis	WR	0	0	0	0	N	N	N	N	N	PS										
Joseph, Greg	K	0	0	0	0	PS	PS	PS	PS	PS	PS										
Ledbetter, Jeremiah	DL	1	0	0	0	PS	PS	PS	PS	PS	PS										
Leverett, Nick	G	0	0	0	0	PS	PS	PS	PS	PS	PS										
Logan, T.J.	RB	0	0	0	0	IR	IR	IR	IR	IR	IR										
Marpet, Ali	G	6	6	0	0	LG	LG	LG	LG	LG	LG										
McCoy, LeSean	RB	5	0	0	1	P	P	P	P	IA	P										
McElroy, Codey	TE	0	0	0	0	N	N	N	N	N	PS										
Mickens, Jaydon	WR	6	0	0	0	P	P	P	P	P	P										
Miller, Herb	S	0	0	0	0	PS	PS	PS	PS	PS	PS										
Miller, Scotty	WR	6	4	0	0	WR	WR	P	WR	WR	P										
Minter, Kevin	ILB	6	0	0	0	P	P	P	P	P	P										
Molchon, John	G	0	0	0	0	IR	IR	IR	IR	IR	IR										
Motley, Parnell	CB	2	0	1	2	IA	IA	P	P	DNP	N										
Murphy-Bunting, Sean	CB	6	6	0	0	CB	CB	CB	CB	CB	CB										
Nelson, Anthony	OLB	6	0	0	0	P	P	P	P	P	P										
Nuñez-Roches, Rakeem	DL	6	1	0	0	P	P	P	P	P	NT										
O'Connor, Patrick	OLB	6	0	0	0	P	P	P	P	P	P										
Pearson, Josh	WR	0	0	0	1	PS	PS	PS	PS	PSE-IA	PS										
Pierre-Paul, Jason	OLB	6	6	0	0	OLB	OLB	OLB	OLB	OLB	OLB										
Pinion, Bradley	P	6	0	0	0	P	P	P	P	P	P										
Potoa'e, Benning	DL	0	0	0	0	PS	PS	PS	PS	PS	PS										
Rosen, Josh	QB	0	0	0	0	PS	PS	PS	PS	PS	PS										
Russell, Chapelle	OLB	1	0	0	0	PS	PS	PS	PS	PS	P										
Scales, Tegray	LB	0	0	0	0	N	N	N	N	N	PS										
Seaton, Brad	T	0	0	0	0	OPT	OPT	OPT	OPT	OPT	OPT										
Shackelford, Zach	C	0	0	0	0	PS	PS	PS	PS	PS	N										
Shipley, A.Q.	C	1	0	5	0	DNP	DNP	DNP	DNP	DNP	P										
Smith, Donovan	T	6	6	0	0	LT	LT	LT	LT	LT	LT										
Smith, Ryan	CB	6	0	0	0	P	P	P	P	P	P										
Stinnie, Aaron	G	0	0	0	6	IA	IA	IA	IA	IA	IA										
Succop, Ryan	K	6	0	0	0	P	P	P	P	P	P										
Suh, Ndamukong	DL	6	6	0	0	DL	DL	DL	DL	DL	DL										
Triner, Zach	LS	6	0	0	0	P	P	P	P	P	P										
Vaughn, Ke'Shawn	RB	4	0	1	1	DNP	P	IA	P	P	P										
Vea, Vita	DL	5	5	0	0	NT	NT	NT	NT	NT	IR										
Ware, Aca'Cedric	RB	0	0	0	0	N	N	N	N	N	PS										
Watson, Justin	WR	4	2	0	2	P	WR	IA	WR	IA	P										
Wells, Josh	T	5	0	1	0	DNP	P	P	P	P	P										
White, Devin	ILB	6	6	0	0	ILB	ILB	ILB	ILB	ILB	ILB										
Whitehead, Jordan	S	6	6	0	0	S	S	S	S	S	S										
Whitney, Isaac	WR	0	0	0	0	N	N	N	PS	PS	PS										
Wilkins, Mazzi	CB	1	0	1	0	PSE-DNP	P	N	N	N	N										
Winfield, Antoine Jr.	S	6	6	0	0	S	S	S	S	S	S										
Wirfs, Tristan	T	6	6	0	0	RT	RT	RT	RT	RT	RT										

THE LAST TIME

(Regular Season Only, * Denotes Only Time Accomplished)

--- INDIVIDUAL ---

100 YARDS RUSHING

By Buccaneers --- 113 by Ronald Jones, vs. Green Bay, 10/18/20

By Opponents --- 105 by Chris Carson, at Seattle, 11/3/19

TWO 100-YARD RUSHERS IN SAME GAME

By Buccaneers --- 128 by Mike Alstott and 115 by Warrick Dunn, vs. Minnesota, 11/1/98 *

By Opponents --- 152 by DeAngelo Williams and 110 by Jonathan Stewart, vs. Carolina, 10/18/09

150 YARDS RUSHING

By Buccaneers --- 154 by Jacquizz Rodgers, at San Francisco, 10/23/16

By Opponents --- 159 by Ezekiel Elliott, at Dallas, 12/18/16

200 YARDS RUSHING

By Buccaneers --- 235 by Doug Martin, at Philadelphia, 11/22/15

By Opponents --- 215 by Barry Sanders, vs. Detroit, 10/12/97

300 YARDS PASSING

By Buccaneers --- 369 by Tom Brady, vs. L.A. Chargers, 10/4/20

By Opponents --- 367 by Teddy Bridgewater, vs. Carolina, 9/20/20

400 YARDS PASSING

By Buccaneers --- 458 by Jameis Winston, at Detroit, 12/15/19

By Opponents --- 378 by Russell Wilson, at Seattle, 11/3/19

100 YARDS RECEIVING

By Buccaneers --- 122 by Mike Evans, vs. L.A. Chargers, 10/4/20

By Opponents --- 120 by D.J. Moore and 109 by Robby Anderson, vs. Carolina, 9/20/20

TWO 100-YARD RECEIVERS IN SAME GAME

By Buccaneers --- 121 by Chris Godwin and 113 by Breshad Perriman, at Detroit, 12/15/19

By Opponents --- 120 by D.J. Moore and 109 by Robby Anderson, vs. Carolina, 9/20/20

150 YARDS RECEIVING

By Buccaneers --- 184 by Chris Godwin, at Atlanta, 11/24/19

By Opponents --- 152 by Tyler Lockett, at Seattle, 11/3/19

200 YARDS RECEIVING

By Buccaneers --- 209 by Mike Evans, at Washington, 11/16/14

By Opponents --- 253 by Julio Jones, at Atlanta, 11/26/17

THE LAST TIME (cont.)

10 OR MORE RECEPTIONS

By Buccaneers --- 10 by Cameron Brate, vs. New Orleans, 11/17/19
By Opponents --- 10 by Allen Robinson, at Chicago, 10/8/20

FIVE TOUCHDOWN PASSES

By Buccaneers --- Tom Brady, vs. L.A. Chargers, 10/4/20
By Opponents --- Russell Wilson, at Seattle, 11/3/19

FOUR TOUCHDOWN PASSES

By Buccaneers --- Tom Brady (5), vs. L.A. Chargers, 10/4/20
By Opponents --- Russell Wilson (5), at Seattle, 11/3/19

THREE TOUCHDOWN PASSES

By Buccaneers --- Tom Brady (5), vs. L.A. Chargers, 10/4/20
By Opponents --- Justin Herbert, vs. L.A. Chargers, 10/4/20

FOUR TOUCHDOWN RECEPTIONS

By Buccaneers --- Jimmie Giles, at Miami, 10/20/85 *
By Opponents --- Jerry Rice, vs. San Francisco, 11/14/93

THREE TOUCHDOWN RECEPTIONS

By Buccaneers --- Breshad Perriman, at Detroit, 12/15/19
By Opponents --- Christian Kirk, vs. Arizona, 11/10/19

TWO TOUCHDOWN RECEPTIONS

By Buccaneers --- Mike Evans, at Denver, 9/27/20
By Opponents --- Christian Kirk (3), vs. Arizona, 11/10/19

THREE RUSHING TOUCHDOWNS

By Buccaneers --- Doug Martin (4), at Oakland, 11/4/12
By Opponents --- Cam Newton, vs. Carolina, 12/4/11

TWO RUSHING TOUCHDOWNS

By Buccaneers --- Ronald Jones, vs. Green Bay, 10/18/20
By Opponents --- Christian McCaffrey, vs. Carolina, 9/20/20

ONE RUSHING TOUCHDOWN AND ONE RECEIVING TOUCHDOWN

By Buccaneers --- Doug Martin, vs. Jacksonville, 10/11/15
By Opponents --- Alvin Kamara, at New Orleans, 9/13/20

FOUR FIELD GOALS

By Buccaneers --- Ryan Succop, at Chicago, 10/8/20
By Opponents --- Younghoe Koo (5), vs. Atlanta, 12/29/19

THE LAST TIME (cont.)

THREE FIELD GOALS

By Buccaneers --- Ryan Succop (4), at Chicago, 10/8/20
By Opponents --- Younghoe Koo (5), vs. Atlanta, 12/29/19

TWO INTERCEPTIONS

By Buccaneers --- Andrew Adams (3), vs. Carolina, 12/2/18
By Opponents --- Darius Leonard, vs. Indianapolis, 12/8/19

TWO SACKS

By Buccaneers --- Shaquil Barrett, at Denver, 9/27/20
By Opponents --- Khalil Mack, at Chicago, 10/8/20

THREE SACKS

By Buccaneers --- Shaquil Barrett, vs. Atlanta, 12/29/19
By Opponents --- Mario Addison, at Carolina, 11/4/18

RUN OF 25 OR MORE YARDS

By Buccaneers --- 25 by Ronald Jones, vs. Green Bay, 10/18/20
By Opponents --- 25 by Jamaal Williams, vs. Green Bay, 10/18/20

RUN OF 50 OR MORE YARDS

By Buccaneers --- 84 and 58 by Doug Martin, at Philadelphia, 11/22/15
By Opponents --- 59 by Chris Carson, at Seattle, 11/3/19

RECEPTION OF 50 OR MORE YARDS

By Buccaneers --- 50 by Mike Evans, vs. Carolina, 9/20/20
By Opponents --- 72t by Jalen Guyton and 53t by Tyron Johnson, vs. L.A. Chargers, 10/4/20

RECEPTION OF 75 OR MORE YARDS

By Buccaneers --- 72t by Jalen Guyton, vs. L.A. Chargers, 10/4/20
By Opponents --- 75t by Evan Engram, vs. N.Y. Giants, 9/22/19

FIELD GOAL OF 50 OR MORE YARDS

By Buccaneers --- 50 by Ryan Succop, vs. Green Bay, 10/18/20
By Opponents --- 56 by Brandon McManus, at Denver, 9/27/20

PUNT OF 70 OR MORE YARDS

By Buccaneers --- 71 by Tom Tupa, at New Orleans, 12/1/02
By Opponents --- 79 by Britton Colquitt, vs. Cleveland, 10/21/18

KICKOFF RETURNED FOR A TOUCHDOWN

By Buccaneers --- 89 yards by Micheal Spurlock, at Atlanta, 11/7/10
By Opponents --- 106 yards by Alvin Kamara, vs. New Orleans, 12/31/17

THE LAST TIME (cont.)

PUNT RETURNED FOR A TOUCHDOWN

By Buccaneers --- 77 yards by Micheal Spurlock, at New Orleans, 12/27/09
By Opponents --- 68 yards by Devin Hester, at Atlanta, 9/18/14

INTERCEPTION RETURNED FOR A TOUCHDOWN

By Buccaneers --- 32 yards by Jamel Dean, vs. Green Bay, 10/18/20
By Opponents --- 78 yards by Michael Davis, vs. L.A. Chargers, 10/4/20

FUMBLE RETURNED FOR A TOUCHDOWN

By Buccaneers --- 91 yards by Devin White, vs. Atlanta, 12/29/19
By Opponents --- 69 yards by Jaylon Smith, at Dallas, 12/23/18

BLOCKED PUNT

By Buccaneers --- Patrick O'Connor, at Detroit (Sam Martin), 9/27/20
By Opponents --- Taysom Hill, vs. New Orleans (Bryan Anger), 12/9/18

BLOCKED PUNT RETURNED FOR A TOUCHDOWN

By Buccaneers --- 29 yards by Adam Hayward, vs. San Diego, 11/11/12
By Opponents --- 7 yards by Justin Hardee, at New Orleans, 11/5/17

BLOCKED FIELD GOAL

By Buccaneers --- William Gholston, vs. Atlanta, 12/18/17
By Opponents --- Margus Hunt, at New Orleans, 9/13/20

BLOCKED FIELD GOAL RETURNED FOR A TOUCHDOWN

By Buccaneers --- 53 yards by Donnie Abraham, at Minnesota (Gary Anderson kick blocked by Warren Sapp), 10/9/00
By Opponents --- NONE

BLOCKED PAT

By Buccaneers --- Will Gholston, at Carolina, 12/24/17
By Opponents --- Joseph Jones, at Denver, 9/27/20

MISSED PAT

By Buccaneers --- Matt Gay (2), at Atlanta, 11/24/19
By Opponents --- Jason Myers, at Seattle, 11/3/19

TWO-POINT CONVERSION

By Buccaneers --- Jameis Winston run, vs. Atlanta, 12/29/19
By Opponents --- Jacoby Brissett-Zach Pascal pass, vs. Indianapolis, 12/8/19

SAFETY

By Buccaneers --- Shaquil Barrett (tackled Jeff Driskel in end zone), at Denver, 9/27/20
By Opponents --- Luke Kuechly (tackled Peyton Barber in end zone), at Carolina, 9/12/19

THE LAST TIME (cont.)

-- TEAM --

SCORED 40 OR MORE POINTS

By Buccaneers --- Tampa Bay 55, L.A. Rams 40, 9/29/19
By Opponents --- Seattle 40, Tampa Bay 34 (OT), 11/3/19

WON BY 20 OR MORE POINTS

By Buccaneers --- Tampa Bay 38, Green Bay 10, 10/18/20
By Opponents --- Chicago 48, Tampa Bay 10, 9/30/18

WON GAME AFTER TRAILING BY 10 OR MORE POINTS

By Buccaneers --- Tampa Bay 38, Green Bay 10 (after down 10-0), 10/18/20
By Opponents --- Chicago 20, Tampa Bay 19 (after down 13-0), 10/8/20

WON GAME IN OVERTIME

By Buccaneers --- Tampa Bay 26, Cleveland 23 (Catanzaro 59 FG), 10/21/18
By Opponents --- Atlanta 28, Tampa Bay 22 (D.Jones 27 interception return), 12/29/19

WON GAME IN LAST MINUTE OF REGULATION

By Buccaneers --- Tampa Bay 31, New Orleans 24 (Chris Godwin 39 TD reception, 0:09 left), 12/31/17
By Opponents --- Atlanta 34, Tampa Bay 32 (Matt Bryant 37 FG 0:00 left), 12/30/18

WON GAME ON NATIONAL TV

By Buccaneers --- Tampa Bay 20, Carolina 14 (NFLN Thursday Night), 9/12/19
By Opponents --- Chicago 20, Tampa Bay 19 (FOX Thursday Night), 10/8/20

WON BY SHUTOUT

By Buccaneers --- Tampa Bay 21, San Francisco 0, 11/31/10
By Opponents --- New Orleans 41, Tampa Bay 0, 12/16/12

500 OR MORE TOTAL NET YARDS OF OFFENSE

By Buccaneers --- 542, vs. Indianapolis, 12/8/19
By Opponents --- 518, at L.A. Rams, 9/29/19

400 OR MORE TOTAL NET YARDS OF OFFENSE

By Buccaneers --- 484, vs. L.A. Chargers, 10/4/20
By Opponents --- 427, vs. Carolina, 9/20/20

200 OR MORE RUSHING YARDS

By Buccaneers --- 249, at San Francisco, 10/23/16
By Opponents --- 242, at Baltimore, 12/16/18

150 OR MORE RUSHING YARDS

By Buccaneers --- 158, vs. Green Bay, 10/18/20
By Opponents --- 242, at Baltimore, 12/16/18

THE LAST TIME (cont.)

400 OR MORE NET YARDS PASSING

By Buccaneers --- 446, at Detroit, 12/15/19
By Opponents --- 490, at L.A. Rams, 9/29/19

300 OR MORE NET YARDS PASSING

By Buccaneers --- 369, vs. L.A. Chargers, 10/4/20
By Opponents --- 340, vs. Carolina, 9/20/20

OPPONENTS HELD TO LESS THAN 200 YARDS OF NET OFFENSE

By Buccaneers --- 174, vs. Seattle, 12/26/10
By Opponents --- 109, vs. Green Bay, 12/21/14

OPPONENTS HELD TO LESS THAN 100 NET PASSING YARDS

By Buccaneers --- 77, at Green Bay, 12/3/17
By Opponents --- 97, vs. New Orleans, 12/28/14

OPPONENTS HELD TO LESS THAN 50 RUSHING YARDS

By Buccaneers --- 46, vs. L.A. Chargers, 10/4/20
By Opponents --- 35, at Chicago, 10/8/20

SUCCESSFUL ONSIDE KICK

By Buccaneers --- vs. Atlanta (recovered at TB 47 by Russell Shepard), 11/17/13
By Opponents --- at Washington (recovered at WR 49 by Trent Robinson), 10/25/15

FORCED FOUR TURNOVERS

By Buccaneers --- vs. Carolina (2 fumbles, 2 interceptions), 9/20/20
By Opponents --- vs. Houston (5 - 1 fumble, 4 interceptions), 12/21/19

FORCED FIVE TURNOVERS

By Buccaneers --- at Miami (2 fumbles, 3 interceptions), 11/19/17
By Opponents --- vs. Houston (1 fumble, 4 interceptions), 12/21/19

FORCED SIX TURNOVERS

By Buccaneers --- vs. Washington (4 fumbles, 2 interceptions), 11/25/07
By Opponents --- vs. Carolina (7- 2 fumbles, 5 interceptions), 10/13/19

RECOVERED THREE OPPONENT FUMBLES

By Buccaneers --- at Atlanta, 11/1/15
By Opponents --- at Carolina, 12/24/17

INTERCEPTED THREE PASSES

By Buccaneers --- at L.A. Rams, 9/29/19
By Opponents --- vs. Houston (4), 12/21/19