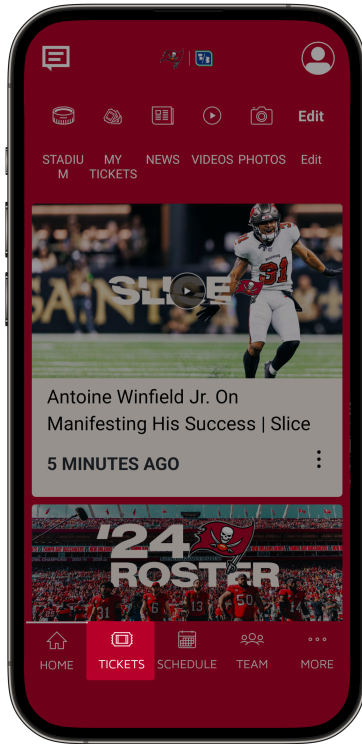




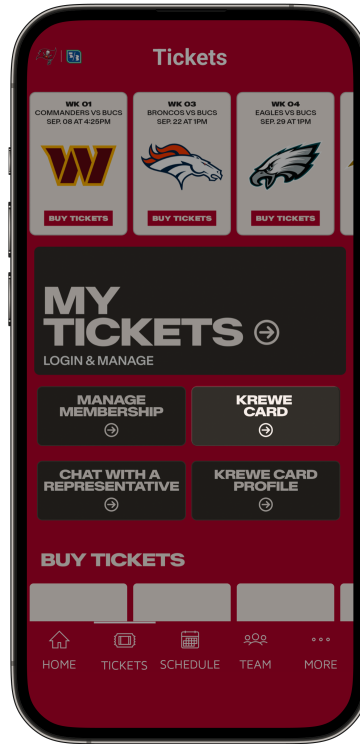
STEP-BY-STEP GUIDE

ACCESS YOUR KREWE CARD




DOWNLOAD THE APP

Download the official Buccaneers App for free from the App Store or Google Play Store on your mobile device. Open the app, then select TICKETS on the bottom navigation bar.




LOG IN

Select KREWE CARD and log in using the email address and password associated with your Buccaneers Account Manager.



VIEW CARD & ADD TO WALLET

Your Card will pop-up with a rotating QR code. For easy gameday access, add to your device wallet.



REDEEM DISCOUNT & STORED VALUE

To redeem your discount or stored value, present rotating QR code to be scanned at concessions and merchandise stands in Raymond James Stadium or the Team Store. Screenshots will not be accepted

Troubleshooting Tips

Visit your App Store to confirm you have the latest version of the Buccaneers App. If an upgrade is available, follow the prompts to upgrade.

Under SETTINGS, confirm you are signed in to Bucs Account Manager. Select MORE, scroll down to SETTINGS. Under LINKED ACCOUNTS, there should be a checkmark next to Bucs Account Manager. There should NOT be a checkmark next to the box below. If there is, select LOG OUT. After logging out, select LOG IN. Select BUCS ACCOUNT MANAGER, then SIGN IN TO BUCS. Log in using the email address and password associated with your Buccaneers account.

FREQUENTLY ASKED QUESTIONS

How do I get the official Buccaneers App?

The official Buccaneers App is free on the App Store or Google Play Store. You can also manage your tickets by logging into your Buccaneers Account Manager using the email address and password associated with your account. If you are unsure for your password, select FORGOT YOUR PASSWORD to have a temporary password sent you.

How do I pull up my ticket?

In the Buccaneers App, select the Tickets tab and then select MY TICKETS. Select the SIGN IN TO BUCS button. Log in using

the email address and password associated with your Buccaneers Account Manager. Tap on the event you wish to view tickets for and you'll see your digital ticket. Select VIEW BARCODE to scan at the gate.

What if I want to send someone else to the game?

If a friend or family member will be attending the game instead, you will need to transfer the tickets to them, which can also be done through the official Bucs App, or Buccaneers Account Manager on mobile or your desktop. Select the game you would like to manage, select TRANSFER and enter the

email address or mobile number of the person you wish to transfer your tickets to. Once you transfer your tickets, the recipient will receive an email or text message notification. They will need to accept the transfer, at which point the tickets will be in their account (they must ACCEPT THE TRANSFER to access the tickets).

What if I don't have a smartphone?

If you do not have a smartphone for any reason, you can transfer your tickets to someone within your party. No paper tickets will be issued.