






# 2024 MEDIA GUIDE





# '24 SCHEDULE



## PRESEASON

|  |  |  |
|--|--|--|
|  <b>AUG 10</b><br>7:00 PM<br>WFLA |  <b>AUG 17</b><br>7:30 PM<br>WFLA |  <b>AUG 23</b><br>7:30 PM<br>WFLA |
|--|--|--|

|  |   |  |
|--|---|--|
|  <b>SEP 08</b><br>4:25 PM<br>FOX  |  <b>SEP 15</b><br>1:00 PM<br>FOX         |  <b>SEP 22</b><br>1:00 PM<br>FOX  |
|  <b>SEP 29</b><br>1:00 PM<br>FOX  |  <b>OCT 03</b><br>8:15 PM<br>PRIME VIDEO |  <b>OCT 13</b><br>1:00 PM<br>FOX  |
|  <b>OCT 21</b><br>8:15 PM<br>ESPN |  <b>OCT 27</b><br>1:00 PM<br>FOX         |  <b>NOV 04</b><br>8:15 PM<br>ESPN |
|  <b>NOV 10</b><br>1:00 PM<br>FOX  | <b>BYE</b>  |  <b>NOV 24</b><br>1:00 PM<br>CBS  |
|  <b>DEC 01</b><br>4:05 PM<br>FOX  |  <b>DEC 08</b><br>1:00 PM<br>CBS         |  <b>DEC 15</b><br>4:25 PM<br>FOX  |
|  <b>DEC 22</b><br>8:20 PM<br>NBC  |  <b>DEC 29</b><br>1:00 PM<br>CBS         |  <b>TBA</b>                       |

HOME    AWAY



# TABLE OF CONTENTS

## OWNERSHIP

|                                  |   |
|----------------------------------|---|
| Bryan Glazer .....               | 3 |
| Joel Glazer .....                | 4 |
| Edward Glazer .....              | 5 |
| Darcie Glazer Kasowitz .....     | 6 |
| Avram Glazer .....               | 7 |
| Kevin Glazer .....               | 7 |
| Remembering Malcolm Glazer ..... | 8 |

## COMMUNITY

|                                   |    |
|-----------------------------------|----|
| Buccaneers in the Community ..... | 10 |
|-----------------------------------|----|

## FRONT OFFICE & STAFF

|                               |    |
|-------------------------------|----|
| Brian Ford .....              | 9  |
| Jason Licht .....             | 14 |
| Todd Bowles .....             | 17 |
| Assistant Coaches .....       | 19 |
| All-Time Coaches Roster ..... | 41 |
| Football Staff .....          | 47 |
| Buccaneers Staff .....        | 65 |
| Staff Directory .....         | 72 |

## PLAYERS

|   |     |
|---|-----|
| Veterans .....                                | 77  |
| Draft Picks .....                             | 231 |
| First-Year Players & Rookie Free Agents ..... | 238 |

## 2023 REVIEW

|  |     |
|--|-----|
| Regular Season Statistics .....          | 268 |
| Postseason Statistics .....              | 270 |
| Starting Lineups .....                   | 272 |
| Participation Chart .....                | 273 |
| Personnel Log .....                      | 275 |
| Game-by-Game Team Statistics .....       | 277 |
| Game-by-Game Individual Statistics ..... | 281 |
| Team Rankings .....                      | 287 |
| NFL Standings .....                      | 288 |

## HISTORY

|                                       |     |
|---------------------------------------|-----|
| Historical Highlights .....           | 290 |
| All-Time Honors .....                 | 310 |
| Pro Bowl Buccaneers .....             | 313 |
| NFC Honors .....                      | 314 |
| Additional Awards .....               | 316 |
| Year-by-Year Scores .....             | 317 |
| Preseason Win-Loss Summary .....      | 342 |
| Regular Season Win-Loss Summary ..... | 343 |
| Postseason Win-Loss Summary .....     | 343 |
| Team-by-Team Results .....            | 344 |
| All-Time Divisional Standings .....   | 348 |
| All-Time Attendance .....             | 350 |
| All-Time Roster .....                 | 352 |
| All-Time Draft .....                  | 372 |
| Free Agency History .....             | 377 |
| Year-by-Year Individual Leaders ..... | 382 |
| Year-by-Year Records .....            | 391 |
| All-Time Head Coaches Records .....   | 392 |
| Home-Away Records .....               | 392 |
| Quarterbacks .....                    | 393 |
| Year-by-Year Team Statistics .....    | 395 |
| Franchise Milestones .....            | 402 |
| Year-by-Year Season Summaries .....   | 403 |
| All-Time Playoff Game Recaps .....    | 451 |
| Buccaneers Super Bowl Rings .....     | 477 |

## RECORDS

|                                   |     |
|-----------------------------------|-----|
| Individual Records .....          | 480 |
| Team Records .....                | 484 |
| Opponent Individual Records ..... | 487 |
| Opponent Team Records .....       | 489 |
| Two-Team Records .....            | 489 |
| Half-Game Records .....           | 490 |
| Rookie Records .....              | 490 |
| Miscellaneous Records .....       | 491 |
| Career Top Tens .....             | 492 |
| Season Top Tens .....             | 495 |
| Playoff Records .....             | 498 |
| Playoff Leaders .....             | 501 |
| Top Buccaneers Performances ..... | 502 |
| Top Opponent Performances .....   | 511 |
| Longest Plays .....               | 520 |

## SIDELINES

|                                    |     |
|------------------------------------|-----|
| Lee Roy Selmon .....               | 522 |
| John McKay .....                   | 523 |
| Jimmie Giles .....                 | 524 |
| Paul Gruber .....                  | 525 |
| Warren Sapp .....                  | 526 |
| Derrick Brooks .....               | 527 |
| Mike Alstott .....                 | 528 |
| Doug Williams .....                | 529 |
| John Lynch .....                   | 530 |
| Malcolm Glazer .....               | 531 |
| Tony Dungy .....                   | 532 |
| Ronde Barber .....                 | 533 |
| Monte Kiffin .....                 | 534 |
| Bruce Arians .....                 | 535 |
| Raymond James Stadium .....        | 536 |
| AdventHealth Training Center ..... | 537 |
| Super Bowls in Tampa .....         | 539 |
| Raymond James Financial .....      | 541 |
| Buccaneers Broadcasts .....        | 543 |
| Buccaneers.com .....               | 545 |
| Buccaneers Cheerleaders .....      | 546 |
| Media Information .....            | 547 |

# CREDITS

## 2024 TAMPA BAY BUCCANEERS MEDIA GUIDE

**EXECUTIVE EDITOR:** Nelson Luis

**LAYOUT AND ASSOCIATE EDITOR:** Andrew Holman

**ASSISTANT EDITORS:** Danielle Burns, Michael Pehanich, Scott Smith, Ben Yarrington and Micayla Rossi

**DESIGN ASSISTANCE:** Mike Aguilar, Evita Ortiz, Jason Turner and Alexis Karpodinis

**COVER DESIGN:** Mike Aguilar

**PHOTOGRAPHY:** Matt May, Mike Carlson, Jason Parkhurst, Tori Richman, Kyle Zedaker, Marcus Smith Photography, Tampa Bay Buccaneers, Associated Press, Getty Images, Pro Football Hall of Fame, Tiffany & Co., Hunt Construction Group.

Research assistance provided by Santo Labombarda from the Elias Sports Bureau and Nick Stamm from Stats, Inc.

Special thanks to all past Buccaneers Communications staff members who have contributed to this publication through the years.

Additional thanks to Paul Stewart of BucPower.com.

# OWNERSHIP & ADMINISTRATION



## BRYAN GLAZER OWNER/CO-CHAIRMAN



Owner/Co-Chairman Bryan Glazer enters his 30th year with the Buccaneers, working tirelessly to support the Buccaneers franchise and brand. Possessing an acute business sense, Glazer oversees many of the day-to-day operations of the club and has shaped the Buccaneers into one of the most recognizable and successful franchises in the National Football League. Over the past quarter-century, he has also evolved into one of Tampa Bay's top community leaders through his dedicated commitment to a variety of philanthropic endeavors.

The Glazer family's signing of six-time Super Bowl champion Tom Brady, along with the acquisition of other high-profile free agents during the 2020 offseason, set the stage for the franchise's historic run to its second world championship. The Buccaneers finished the regular season with an 11-5 record and posted a franchise-record eight-game winning streak which culminated with an appearance and eventual victory in Super Bowl LV.

On February 7, 2020, the Buccaneers defeated the Kansas City Chiefs 31-9 at Raymond James Stadium, earning the distinction as the first team in NFL history to win a Super Bowl in its home stadium. Under the Glazer family's leadership, the Buccaneers have totaled seven division titles, two conference championships, and are just the 14th NFL franchise to win multiple Super Bowls. In the nearly three decades since the family's purchase of the team in 1995, only three other ownership groups have claimed multiple Super Bowl victories. Prior to the Glazer family's ownership, the team advanced to the postseason just three times from 1976-94.

On January 26, 2003, in just their eighth year of ownership, the Glazer family was on hand in San Diego, California for the franchise's first world championship as Tampa Bay claimed its first NFL title with a 48-21 victory over Oakland in Super Bowl XXXVII. The Buccaneers, who were making their first appearance in the NFL's championship game, also claimed the first-ever NFC South title in 2002, then the fourth division crown in team history. In addition to the 1999 NFC Central Division title, Tampa Bay has also won the NFC South in 2005, 2007, 2021, 2022 and 2023.

An instrumental figure in his family's purchase of the Buccaneers in 1995, Glazer has been a driving force in improving every aspect of the club's influence, both nationally and in the Tampa Bay region.

His dedication to the Bay area was also highlighted by his leadership in the construction of Raymond James Stadium, which successfully hosted Super Bowl XXXV in 2001, Super Bowl XLIII in 2009, and Super Bowl LV in 2020. Glazer played an integral role in helping to lure the 2009 game to Tampa Bay, speaking to NFL owners on behalf of the team and the community at the NFL League meetings in May 2005. During the 2017 offseason, Glazer once again played a major part in positioning Tampa Bay as the top option to host Super Bowl LV in 2021, when it was decided that Los Angeles would not be able to meet the criteria for hosting the game due to stadium construction delays. Tampa Bay has hosted three Super Bowls since the family's purchase of the team and Glazer remains committed to pursuing future Super Bowls for the area. Glazer also serves on the NFL's Media Owned and Operated Committee, as appointed by NFL Commissioner Roger Goodell.

Prior to the 2022 season, Glazer played a pivotal role in the decision to name Todd Bowles as the team's new head coach following the retirement of Bruce Arians. Bowles has gone on to lead the Buccaneers to consecutive NFC South division titles, becoming the first head coach in franchise history to accomplish that feat.

Glazer's innovative approach to business and penchant for thinking outside the box has resulted in many new developments for the club, including the creation of the Pewter Partners program, which rewards the Buccaneers' corporate partners with superior advertising packages and unprecedented customer service.

Glazer has also distinguished himself as one of Tampa Bay's top philanthropists and, in the spring of 2016, was honored with induction into the Tampa Bay Business Hall of Fame in recognition of his business achievements and community leadership in and around the region.

In 2010, the Glazer Children's Museum opened in downtown Tampa thanks in large part to a \$5 million donation from the Glazer Family Foundation. Glazer is on the Board of Directors for the award-winning museum which has served the children of Tampa Bay through educational programming. Glazer is also a member of the Moffitt Cancer Center National Board of Advisors and has served as chairman of the American Heart Association's annual Heart Ball.

He also serves as a Board Member for the Glazer Vision Foundation which has performed more than 200,000 free eye screenings and provided more than 20,000 free prescription eyeglasses to children in need.

Glazer has also played a large role in the redevelopment of West Tampa through a \$4 million donation that led to the construction of the Shanna and Bryan Glazer JCC. The Center, which opened in December of 2016, has provided a wide array of community programming and serves as a key anchor for the area.

During the COVID-19 pandemic, the Glazer family provided 5 million meals through a donation to Feeding Tampa Bay, which was the largest single donation of meals to the program at the time. The family also pledged \$100,000 to the One Tampa: Relief Now, Rise Together Fund and another \$100,000 to the City of St. Petersburg's Fighting Chance Fund.

In 2024, Shanna and Bryan Glazer donated \$2 million to Berkeley Preparatory School's endowment for teachers in an effort to ensure the adequate compensation necessary to attract and retain high-quality teachers who foster a more effective learning environment.

Glazer also serves on the Board of Manchester United, which has captured five Premier League titles (2007, 2008, 2009, 2011 and 2013), as well as the 2008 Champions League title during his tenure.

Glazer earned his bachelor's degree in broadcast communications from American University in 1986, prior to completing his law degree from Whittier College School of Law in 1989. He resides in Tampa with his wife, Shanna, and their two children.

## JOEL GLAZER OWNER/CO-CHAIRMAN



Owner/Co-Chairman Joel Glazer is entering his 29th season overseeing the day-to-day operations of the franchise, along with other members of the Glazer family.

After working alongside his father Malcolm to successfully acquire the Tampa Bay Buccaneers franchise in 1995, Glazer worked tirelessly in conjunction with his brother, Bryan, to build a community consensus for local approval of what would become Raymond James Stadium. The Glazers set out to design a stadium deemed worthy of a first-class organization, thereby creating a winning environment and revolutionizing fan experience and comfort.

Since assuming his current role with the club, the Buccaneers have made 10 playoff appearances, including a stretch from 1999–2002 in which Tampa Bay was the only team in the league to appear in the postseason all four years. Under the Glazer family's leadership, the Buccaneers have won six division titles, two NFC Championships and two Super Bowls.

Prior to the 2020 season, Glazer helped engineer the boldest free agent signing in franchise history with the acquisition of six-time Super Bowl champion quarterback Tom Brady. The signing, along with the addition of a number of other key players, immediately transformed the Buccaneers into title contenders and set the stage for the team's historic victory in Super Bowl LV. When the Buccaneers defeated the Kansas City Chiefs 31–9 on February 7, 2020, at Raymond James Stadium, it marked the first time in NFL history that a team had won a Super Bowl on its home field. Previous to that, the franchise's other signature historical moment occurred at the conclusion of the 2002 season when Tampa Bay claimed its first NFL title with a 48–21 victory over the Oakland Raiders in Super Bowl XXXVII on January 26, 2003, in San Diego. The Buccaneers, who were making their first appearance in the NFL's championship game, also claimed the first-ever NFC South title in 2002, then the fourth division crown in team history. Tampa Bay also took the NFC South in 2005 and 2007.

On January 8, 2019, the Glazer family hired two-time Associated Press NFL Coach of the Year Bruce Arians as the team's head coach. During three memorable seasons at the helm in Tampa Bay, Arians finished his time with the Buccaneers as the franchise leader in winning percentage (.633) by a head coach, surpassing Tony Dungy. After Arians transitioned into a front office role, Glazer was then part of the decision-making process that elevated Todd Bowles from defensive coordinator to head coach ahead of the 2022 NFL season. During his three seasons as defensive coordinator for the Buccaneers (2019–21), Bowles' unit ranked third in the NFL in both takeaways and sacks, in addition to finishing top three in the NFL in rush defense in each of his three seasons. In his first season as head coach, Bowles led the Buccaneers to an NFC South division title, joining Jon Gruden as the only coaches in franchise history to accomplish that feat in year one.

Glazer represents the franchise at all league meetings and is very active in a wide range of NFL matters. He currently serves as Chairman of the NFL International Committee, as well as being a member of the following other NFL committees: Finance Committee, Media Committee, NFL Management Council Executive Committee, and Legalized Sports Betting Committee.

Glazer also played an integral role in helping Tampa host be awarded and host Super Bowl XXXV in 2001, Super Bowl XLIII in 2009 and Super Bowl LV in 2021.

Glazer has been very active in the Tampa Bay community through the Glazer Family Foundation, which is dedicated to helping children in the Tampa Bay area through charity initiatives. The Foundation donated \$5 million toward the construction of the Glazer Children's Museum, in downtown Tampa, which opened in 2010 and was named one of the Top Ten Family Museums in the country by Women's Day Magazine. For its wide-reaching charitable efforts, the Tampa Bay Sports Commission named the Glazer Family Foundation the Foundation of the Year at the inaugural Sneaker Soiree held in 2011.

Glazer also serves as Co-Chairman of Manchester United, which has captured five Premier League titles (2007, 2008, 2009, 2011 and 2013), one Champions League title (2008), four League Cups (2006, 2009, 2010, 2017), one FA Cup (2016), and one Europa League Championship (2017) during his tenure. His work with the club led to his naming as one of the Top 10 most influential Americans in the United Kingdom by The Telegraph.

Glazer earned his bachelor's degree in interdisciplinary studies from American University in 1989. The Rochester, New York, native is married to Angela, and the couple has two children.

## EDWARD GLAZER OWNER/CO-CHAIRMAN



Entering his 30th season with the Buccaneers in 2024, Owner/Co-Chairman Edward Glazer actively oversees many aspects of the team's day-to-day business operations.

Glazer recognizes the critical importance of the fans to the team's success and has been instrumental in reinforcing Tampa Bay's commitment to its fan base and the unique experiences offered to Buccaneers Season Pass Members. He pioneered the NFL's first 12-month interest-free payment plan. Under his leadership, the Buccaneers ranked No. 1 in overall customer satisfaction again in 2023 among all 32 NFL clubs, marking the team's tenth top ranking in the last twelve years.

Glazer's commitment to the fans and the team's on-field success was evident during the 2020 offseason, which saw the Buccaneers make one of the most significant free-agent signings in NFL history with the acquisition of quarterback Tom Brady. This strategic move, coupled with several other key signings, culminated in the team's historic Super Bowl LV victory, making it the first NFL franchise to win a Super Bowl on its home field, at Raymond James Stadium on February 7, 2021. This secured the organization's second world championship under the Glazer family's leadership.

Under the nearly three decades of the Glazer family's stewardship, the Buccaneers have logged nine playoff appearances, seven division titles, two NFC Championships, and victories in Super Bowl XXXVII (2002) and Super Bowl LV (2020).

In addition to team achievements, Glazer led the design and launch of the Buccaneers' new uniforms unveiled before the 2020 season. The uniforms, which harken back to the franchise's most successful era, were developed based on extensive fan feedback. Glazer also led the design of an all-pewter alternate uniform along with the return of the throwback uniforms, which are a fan favorite, further connecting the team's storied history with its modern era.

Glazer was pivotal in the \$160 million, multi-phase renovation of Raymond James Stadium, focusing on enhancing the game-day experience. These renovations included updates to the stadium's technology infrastructure, making the Buccaneers' in-stadium experience one of the best in the league. The project revamped all main level concession stands and incorporated over 31,000 square feet of new HD video boards, new ribbon boards, four HD tower video displays, and an all-new surround sound system. The premium areas saw a complete transformation, introducing two all-inclusive Hall of Fame Clubs and a newly reimagined West Stadium Club. Recent additions have included a new 10,000-square-foot retail store, the expansions and redesigns of both Hall of Fame clubs, and Bar 76, a full-service premium sports bar.

Furthermore, the Glazer family constructed a state-of-the-art indoor practice facility at the team's headquarters. This 100,000-square-foot facility features more than 3,000 seats for fans to enjoy training camp practices and special events.

Beyond the football field, the Glazer family has contributed significantly to the Tampa Bay area through various programs, grants, and donations. The Glazer Children's Museum, located downtown, has received high praise, including being named as one of the Top 10 children's museums in the country. During the spring of 2020, to assist during the COVID-19 pandemic, the Glazer family donated five million meals through Feeding Tampa Bay and pledged significant funds to local relief efforts.

Edward and his wife, Shari, through the Edward and Shari Glazer Charitable Trust, support various causes, including the Elton John AIDS Foundation, the Braille Institute, the Crohn's and Colitis Foundation, the Los Angeles Museum of Contemporary Art, and the "B.F.F. Bear Program" which provides teddy bears to pediatric patients in several hospitals.

In addition to his role with the Buccaneers, Glazer serves on the board of the family-owned Manchester United Soccer Club, the world's most popular sports team. He is also the founder and CEO of US Property Trust and US Auto Trust, holding extensive real estate and auto dealership investments across the United States.

A proud alumnus of Ithaca College, Glazer opened the Edward and Shari Glazer Arena on the school's campus.

OWNERSHIP

PLAYERS

2023 REVIEW

HISTORY

RECORDS

SIDELINES

# DARCIE GLAZER KASSEWITZ

OWNER  
PRESIDENT, TAMPA BAY BUCCANEERS FOUNDATION  
PRESIDENT, GLAZER VISION FOUNDATION



Darcie Glazer Kassewitz has been a driving force behind the Tampa Bay Buccaneers' commitment to innovative, forward-thinking fan engagement. Her leadership has helped position the Tampa Bay Buccaneers to be recognized at the forefront of creating opportunities for female fans and advancing social justice through strategic programming across Tampa Bay and nationally.

Through her dedication to innovative programming, Kassewitz helped establish the Social Justice Initiative in 2018 alongside Buccaneers coaches, scouts and staff focusing on youth empowerment, police relations, criminal justice reform, racial equality, and workforce development. The initiative is funded by the Tampa Bay Buccaneers Foundation Social Justice Fund, created by the Glazer family to match players charitable donations and invest millions to charitable organizations throughout the region.

In 2024, Kassewitz spearheaded the launch of the Tampa Bay Buccaneers National Coaching Academy to create new pathways and entry points for coaches seeking their first opportunity to work in the NFL. The ambitious and pioneering academy is held at the Buccaneers training facility and delivers an intensive, comprehensive curriculum and participation in the team's rookie minicamp for coaching candidates seeking their first entry into the NFL. Thousands of applications were submitted and reviewed by Buccaneers coaches and staff and 25 finalists were awarded a full scholarship to cover costs in Tampa. Upon completion of the team's rookie minicamp, the coaching and front office staff will select five finalists in its inaugural year to transition into the Bill Walsh Diversity Coaching Fellowship and work alongside Buccaneers coaches, scouts and staff during training camp and preseason.

Aligned with the core belief that "Football is for All", Kassewitz has implemented groundbreaking initiatives to strengthen the Buccaneers' connection with all segments of their fan base and has helped position the Buccaneers as leaders across the NFL in diversity and inclusivity. In 2015, she introduced Women of Red, a pioneering program focused on enhancing the fan experience for women. Women of Red was deemed "the tipping point for a genuine connection to fans" attracting thousands of women to a variety of interactive experiences, including exclusive behind-the-scenes access and opportunities to interact with players, legends, and current executives.

Under her stewardship, the Buccaneers have introduced many first-of-its-kind women's and girls' programming, including the Women's Summit for Careers in Football, the Girls in Football Collegiate Scholarship and pioneered the Buccaneers Girls Flag Football Preseason Classic, the largest girls flag football tournament in the nation. This annual multi-day event grew to 109 teams and 2,100 athletes in 2024, which remains the largest in the country. To highlight these talented athletes in the Tampa Bay area, the team launched @BuccaneersFlag, the Instagram handle dedicated to showcase all things flag football.

In support of the Glazer family's long-standing commitment to education and children in the Tampa Bay community, the Glazer Family Foundation provided a lead gift to open the world-class Glazer Children's Museum in downtown Tampa as part of its ongoing dedication to children. This one-of-a-kind museum opened on September 25, 2010, and instantly became the featured destination for children and families in Tampa Bay. In 2020, the Glazer family donated an additional lead gift to create the Glazer Family Playground at the St. Petersburg Pier, a 26-acre St. Pete Pier District that has become a destination amenity for thousands of children and families.

To advance the Buccaneers support of education, the single-largest in-school program in team history was launched through the Jr. BucS School Program impacting nearly 200,000 students in 300 elementary and middle schools across the Tampa Bay Area. In 2024, the Tampa Bay Buccaneers Foundation expanded their partnership with Hillsborough County Public Schools with funding to support the installation of 135 outdoor shade covers and covered courts at all elementary schools in the region. To further support education, more than 24,000 children have received tickets to Raymond James Stadium through the Buccaneers Game-day for Education program to reward children for their academic achievement.

Kassewitz also leads the Glazer Vision Foundation, focusing on full-treatment vision correction for children in Tampa Bay. For over a decade, the Foundation provides eye exams and prescription glasses to underserved children in need using the Mobile Vision Clinic. Since its inception, the program has performed more than 200,000 free eye screenings and provided more than 20,000 free prescription eyeglasses to children and families. In addition to ocular health, The Glazer family provides programs, resources and financial support that help ensure all families can call Tampa Bay home through affordable housing efforts, combatting food insecurity and closing disparities in education. Through a multi-million-dollar gift to the AdventHealth Foundation, the family is also improving healthcare in Tampa Bay.

Kassewitz has also had a strong influence on the design and aesthetic of many of the signature spaces enjoyed by Buccaneers fans and players at the team's business headquarters and training facility. In partnership with her brothers, she helped spearhead the design of the AdventHealth Training Center which features in-depth exhibits that tell the story of the franchise, including the team's two Lombardi trophies as well as an original sculpture titled "The Moment of Victory" which depicts the moment the team won its first World Championship in Super Bowl XXXVII. Additionally, she was instrumental in the planning and design of the Buccaneers' 100,000-square-foot indoor practice facility which debuted in 2018.

Darcie Glazer Kassewitz serves on the NFL's Diversity, Equity and Inclusion Committee and is a member of the Board of Trustees of the Women's Sports Foundation, a national non-profit organization established in 1974 by Billie Jean King that has invested over \$100 million to expand access and opportunities for girls and women in sports. She has also served as Co-Chairwoman of the Make-A-Wish Foundation.

Kassewitz serves on the Board of the Manchester United Soccer Club, which has captured six titles since the Glazer family took over the club: five Premier League titles (2007, 2008, 2009 and 2011 and 2013), as well as the 2008 Champions League title.

Kassewitz graduated cum laude with a Bachelor of Science in Psychology from American University in 1990 and earned her Juris Doctorate from Suffolk Law School in 1993. Kassewitz and her husband, Joel, reside in Tampa.



**AVRAM GLAZER**  
OWNER



**KEVIN GLAZER**  
OWNER



**OWNERSHIP**

**PLAYERS**

**2023 REVIEW**

**HISTORY**

**RECORDS**

**SIDELINES**

# REMEMBERING MALCOLM GLAZER

## AS OWNER OF THE BUCCANEERS, HE REINVENTED A FRANCHISE AND REINVIGORATED A COMMUNITY.

The path that brought Malcolm Glazer to purchase the Tampa Bay Buccaneers in 1995 originated in his father's watch-parts business in Rochester, N.Y., where the younger Glazer started working when he was 15. It is no surprise then, that upon taking over the Buccaneers, he wanted to know exactly what made the organization tick.

Malcolm Glazer passed away on May 28, 2014 at the age of 85. During his nearly two decades as owner and president of the Buccaneers, virtually every facet of the team was closely examined and, where necessary, rebuilt. The result was a stunning turnaround for what had been one of the NFL's long-struggling franchises.

Glazer inherited a team with a .300 winning percentage during its first 19 years of existence, one with just two division titles, a single playoff win and, of course, no championship trophies. In just two years, with a new coach on the sideline and bold new uniforms on the players, a 16-year playoff drought was over. The team would move into a gorgeous new stadium the following year, and win a division title and advance to the conference championship game the year after that. By January 2003, Glazer was triumphantly holding the Lombardi Trophy over his head, grinning from ear to ear while surrounded by a team that had just defeated the Oakland Raiders in Super Bowl XXXVII.

Positive changes continued without interruption. The Buccaneers moved into a new state-of-the-art training facility and headquarters in 2006, the most advanced NFL home in the league. They won three division titles in a seven-year span. In 1997, they started a string of consecutive game sellouts at Raymond James Stadium that would last a dozen years, an unprecedented run in franchise history. Glazer also landed Super Bowls XXXV and XLIII for Tampa, the third and fourth to be played in the city. Through it all, community outreach and customer service became central organizational goals.

But Glazer's desire to understand the Buccaneers' inner gears - and have them work with maximum efficiency - went beyond new buildings and organizational charts. He was keenly interested

in the people of the organization as well. He took great pleasure in greeting each player in the locker room with a handshake before and after games. He fostered a family atmosphere at team headquarters, according to a source no less credible than Hall of Famer Derrick Brooks. Brooks was one of many long-time Buccaneers who considered Mr. Glazer not just the team's owner but a personal friend.

"I'm proud to say - and I'm glad - that he's the only owner I ever played for," said Brooks, who was a first-round draft pick in 1995, the same year Glazer arrived.



Despite the team's decade-and-a-half of struggles, Glazer immediately realized that a passionate fan base existed. The area's obsession with the Buccaneers was ready to be rekindled if the team could show an unwavering commitment to winning.

Glazer and his family did exactly that, and they did it by being pioneers in the industry, creating innovative solutions for issues at all levels of the organization. They also did it by aggressively pursuing the right people to lead the team, and then providing them with the assets they needed to succeed.

And while Glazer restored the community's belief in its team, he also reached out to those who needed help within that community. This was of such importance to him that in 1999 he established the Glazer Family Foundation, which has since donated millions

and reached countless thousands in need. A new stadium and a striking new team facility now grace the region's skyline, but a third building in downtown Tampa is just as much a part of Malcolm Glazer's legacy: The Glazer Children's Museum, which opened its doors in 2010.

Malcolm Glazer left behind his wife, Linda, in addition to six children and 14 grandchildren. His children will continue to own and operate the franchise as they have throughout the family's ownership. They will do so by following the blueprint of a visionary man and a caring leader, a man who gave the franchise a new era of enormous success by caring about how the little details worked.

## BRIAN FORD CHIEF OPERATING OFFICER



Brian A. Ford, Jr. enters his 18th year with the organization after joining the Buccaneers in 2006 and in his role, oversees all aspects of the organization's day-to-day business operations and community involvement. He works directly with team ownership to ensure that Buccaneers fans, season pass members and corporate sponsors receive a first-in-class experience. Under Ford's leadership, the Buccaneers have consistently earned top marks among NFL teams for customer service experience, ranking No. 1 in the league's annual Voice of the Fan report in 10 of the past 12 seasons.

Prior to joining the Buccaneers, Ford was part of the team that opened Raymond James Stadium as the district manager with Fine Host Corporation in 1998. He remained in that capacity until 2006, when he began his career with the Buccaneers.



An active participant in and around the Tampa Bay area serving on the boards of Ronald McDonald House Charities of Tampa Bay, American Cancer Society CEOs Against Cancer - Florida Chapter, National Pediatric Cancer Foundation, Tampa Bay Area Chiefs of Police Foundation, and the Dedman School of Hospitality Florida State University Director Council. In addition, he was also appointed as a member of the Board of Directors for the 2022 Special Olympics USA Games which was hosted in Orlando, Florida in June of 2022. Ford has also been a driving force and participant in the team's annual Cut for a Cure event supporting cancer research. The annual event has raised over \$800,000 for the National Pediatric Cancer Foundation to date. Ford is also active at MacDill Air Force Base and is a member of the Honorary Commander 927th Air Refueling Wing, which allows businessmen and women from the local community an opportunity for an up close and personal experience of the policies, programs and overall mission capability of the United States Air Force. The native of Miramar, Florida, graduated from Florida State University in 1989 with a B.S. in business administration. In 2018, Ford was named the Alumnus of the Year from Florida State's Dedman School of Hospitality. He is an avid runner and triathlete and competes in numerous events each year, including a marathon each of the past 20 years as well as several 70.3 Half Ironman events over that same period.

He married his middle school sweetheart, Judy, in 1989 and the couple lives in Tampa and has two sons, Brian III and Brandon. Judy is also a graduate of Florida State University's College of Education. Both sons also graduated from and earned their master's degrees at FSU. Brandon graduated from Law School in May.


# FOOTBALL FOR ALL

Here at the Buccaneers, we strongly believe football is a game for everyone – those who love to play, coach, and watch. To deliver on this belief, we work directly with local teachers, school administrators, physical education instructors, and coaches to grow the game and the fan base. With the partnership of Tampa Bay community leaders, the Buccaneers provide health and fitness programs, a football development curriculum and equipment, and overall inspiration to enhance student education and overall wellness.





## FOOTBALL DEVELOPMENT



## STUDENT WELLNESS



## COMMUNITY INVOLVEMENT




# FOOTBALL FOR IMPACT

The Buccaneers recognize the power of our platform to drive positive and sustainable change for the greater Tampa Bay community. This is why we are committed to designing impactful programs with the community to address areas of disparity and opportunity. As a result, the Buccaneers launched the Social Justice Initiative in 2018 and the Tampa Bay Buccaneers National Coaching Academy in 2024. The team is also at the forefront of all gender equality efforts, including establishing a first-of-its-kind flag football tournament and scholarships for girls in football.



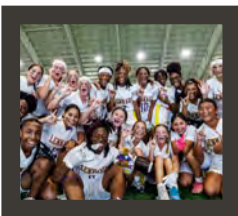


## FIRST OF ITS KIND: TAMPA BAY BUCCANEERS NATIONAL COACHING ACADEMY




## AN NFL FIRST: GIRLS IN FOOTBALL SCHOLARSHIP

In 2020, the Buccaneers Foundation presented the inaugural Girls In Football Scholarship, becoming the first NFL team to establish a nationwide academic scholarship program for female high school football players pursuing a career in sports. The scholarship was made possible through a \$250,000 commitment from the Foundation.



## LARGEST IN THE COUNTRY: GIRLS FLAG FOOTBALL PRESEASON CLASSIC, PRESENTED BY ADVENTHEALTH

## SOCIAL JUSTICE



COACHING

PLAYERS


2023 REVIEW

HISTORY

RECORDS

SIDELINES

# FOOTBALL SALUTES




The Buccaneers celebrate military heroes who proudly serve our country and community. Throughout the year, the team collaborates with the MacDill Air Force base and various community partners to plan memorable gameday experiences and exclusive events in their honor. Efforts include a Salute to Service Suite, the Schwarzkopf Military Family of the Year Awards, Military Day at Training Camp, and more.



# GLAZER VISION FOUNDATION

For over a decade, the Glazer Vision Foundation has been committed to full-treatment vision correction for underserved children by providing more than 200,000 free eye screenings and over 20,000 free pairs of prescription glasses throughout Tampa Bay. The Mobile Vision Clinic is the centerpiece of the Foundation's commitment to providing same-day eye care services directly to children in Tampa's communities - all at no charge to families.



## MURAL AT ARMATURE WORKS



Help create awareness while supporting children in need! Simply share a photo or selfie wearing glasses (or using the @glazervisionfdn Instagram filter), and post on social media tagging @glazervisionfdn and #OneShareOnePair and the Glazer Vision Foundation will provide a child with a free eye exam and glasses - thanks to you!

# #ONESHAREONEPAIR



## JASON LICHT GENERAL MANAGER



Jason Licht was named the fifth general manager in franchise history on January 21, 2014. Licht owns more than two decades of scouting and player personnel experience with six organizations. In 28 NFL seasons, including one as a coach, the clubs that Licht has worked for have amassed a 240-214 (.529) record, 13 playoff appearances, 11 division championships, five conference championships and two Super Bowl titles.

Since Licht took over the general manager role in Tampa Bay in 2014, the Buccaneers lead the NFL in most snaps played (114,185) and most games started (1,598) by a team's own first through fifth round draft picks during that span, exhibiting his sustained success through the NFL Draft over his tenure. Additionally, 28 of the 33 different players who started a game for Tampa Bay in 2023 were hometown players. Since 2020 alone, the Buccaneers lead all NFC teams in total wins (47) and are the only team in the conference to reach the playoffs in each of the past four seasons, winning three consecutive NFC South division titles during that stretch.

In 2024, Licht locked in key 2023 free agent acquisition, quarterback Baker Mayfield, to a long-term contract extension following a season in which Mayfield was named to his first Pro Bowl and earned the PFWA Most Improved Player award. He was 1-of-2 players with 28+ passing touchdowns and 10-or-fewer interceptions in 2023, leading the Buccaneers to an NFC South division title and a spot in the NFC Divisional Round. Mayfield joined Tom Brady as the only players in team history to throw for 4,000+ yards, 25+ touchdowns and 10-or-fewer interceptions in a single season and capped off his first year with the Buccaneers by recording back-to-back postseason games with 300+ passing yards and three touchdowns. In addition to stabilizing the quarterback position, Licht re-signed franchise cornerstones linebacker Lavonte David, wide receiver Mike Evans and safety Antoine Winfield Jr., while bringing back fourth-round success story in safety Jordan Whitehead, who Licht originally drafted in 2018 and who became a starter on Tampa Bay's Super Bowl LV championship team.

With their performances during the 2023 season, Licht's 2014 and 2020 first-round draft picks - Evans and Wirfs - each earned Pro Bowl selections in 2023, in addition to 2020 second-round selection, Winfield Jr., earning AP first-team All-Pro accolades and Evans earning second-team All-Pro recognition. Evans notched his 10th consecutive season with 1,000 yards receiving and tied for the league lead in touchdown receptions (13). Winfield Jr. held a share of the league lead in both forced fumbles (six) and fumble recoveries (four), and became the first player since data became available in 1999 with 100+ tackles, three-plus interceptions, three-plus forced fumbles, three-plus fumble recoveries and 3.0+ sacks in a single season.

Throughout the 2023 offseason, Licht was tasked with navigating a complicated salary cap situation and finding a successor to Tom Brady following the quarterback's retirement, all while retooling a roster in search of its third consecutive NFC South division title. Through a series of extensions for inside linebacker Lavonte David, cornerback Jamel Dean and outside linebacker Anthony Nelson, plus value free agent signings in quarterback Baker Mayfield, running back Chase Edmonds, defensive lineman Greg Gaines and kicker Chase McLaughlin, Licht was able to successfully address team needs while abiding by league cap restrictions. McLaughlin was named first-team All-Pro by Pro Football Focus after setting a new single-season franchise record for field goal percentage (93.5%), converting 29-of-31 field goal opportunities in 2023.

The team's 2023 draft class produced seven players who played at least 13 games for Tampa Bay during their rookie season, providing the most total snaps by a 2023 NFL rookie class (5,560). First-round defensive lineman Calijah Kancey and third-round outside linebacker Yaya Diaby combined for 59 pressures, 22 tackles for loss, 20 quarterback hits and 11.5 sacks. Diaby led all rookies in tackles for loss in 2023, with 12, and tied for first in fumble recoveries (two), in addition to leading the Buccaneers in sacks. Meanwhile, Kancey was named the NFL Defensive Rookie of the Month for November, finishing his rookie campaign tied for second among rookies in tackles for loss (10), tied for fourth in quarterback hits (12) and sixth in quarterback pressures (33). Second-round guard Cody Mauch started all 17 games for Tampa Bay in his rookie season, while sixth-round cornerback Josh Hayes led all NFL players in special teams tackles in 2023 (14).

Tampa Bay's 2022 season saw the Buccaneers earn their second consecutive NFC South division title, marking the first time in franchise history that the organization garnered back-to-back division championships. The 2022 campaign signaled the final season of Tom Brady's career, concluding a three-year span with Tampa Bay that saw him lead the Buccaneers to 32 regular season wins, five postseason wins, two division titles and one Super Bowl Championship after he was signed by Licht as a free agent during the 2020 offseason. Brady finished his time in Tampa Bay as the organization's all-time leader in passer rating (98.1) and completion percentage (66.7%), while ranking second in passing touchdowns (108), pass completions (1,376) and yards per attempt (7.10), and third in pass attempts (2,062) and passing yards (14,643). The 2022 season also saw 2020 draftee Tristan Wirfs named to his second Pro Bowl, while garnering second-team All-Pro honors.

Licht navigated the 2022 offseason swiftly despite the retirement announcement of two offensive mainstays in tight end Rob Gronkowski and guard Ali Marpet. The first move came in March when the Buccaneers announced a trade with the New England Patriots for guard Shaq Mason. Following the trade came several re-signings of foundational pieces Licht either drafted or acquired through free agency. Pro Bowl center Ryan Jensen was the first to re-sign with the team, followed by cornerback Carlton Davis III and running back Leonard Fournette. Licht also secured one of the league's best wide receivers when he reached a multi-year extension with his 2017 third-round pick Chris Godwin.

In 2021, quarterback Tom Brady helped lead the Buccaneers to a 13-4 record while recording the best statistical season of his 22-year career, leading the league in both yards (5,316) and touchdowns (43). Brady was protected by three Pro Bowlers in center Ryan Jensen, guard Ali Marpet, and tackle Tristan Wirfs. The trio combined for 3,369 snaps and only allowed five sacks. Adding to the No. 1-ranked passing offense, Mike Evans set a career-high in touchdown catches (14), finishing second in the NFL. Evans' historic year was highlighted by an eighth consecutive 1,000-yard receiving season and his fourth Pro Bowl selection.



Defensively, Licht constructed a unit with Pro Bowlers at every level, with Shaquil Barrett receiving his second selection as a Buccaneer and Vita Vea, Devin White, and Antoine Winfield Jr. all receiving their first honor. In his third season, White led the team in total tackles (128) and tied for 10th in the NFL in solo tackles (87). Winfield Jr. led the league in fumble recoveries with three. Before wrapping up the regular season, Licht signed Vea to a contract extension, rewarding the nose tackle who bolstered the Buccaneers run defense to a top-three finish in three consecutive seasons from 2019-21.

During the 2021 offseason, Licht led the effort to retain all 22 starters from the Buccaneers' Super Bowl LV championship team, the first reigning champion to accomplish this feat in the salary cap era. This led to a franchise-record 13 regular-season wins and two home playoff games, including a Divisional Round appearance. Nine of those 22 starters were named to the Pro Bowl, tying a franchise record.

In 2020, the Tampa Bay Buccaneers defeated the Kansas City Chiefs, 31-9, at Raymond James Stadium in Super Bowl LV. Twelve of Tampa Bay's 22 starters in the Super Bowl were drafted by Licht, including all five members of the team's starting defensive backfield. All but two of the players on the team's championship roster were acquired by Licht. Brady, the game's most valuable player, was the most notable of many key acquisitions Licht made last offseason, propelling the Buccaneers to the second championship in franchise history.

In the 2020 regular season, Brady helped guide the team to an 11-5 record, while setting the franchise single-season record for touchdown passes, with 40. Brady also oversaw an offense that established franchise records for points scored (492) and total touchdowns (59).

Of the team's 14 postseason touchdowns, nine were scored by players acquired by Licht during the 2019 offseason, including all four touchdowns scored in Super Bowl LV. On the defensive side of the ball, outside linebackers Shaquil Barrett and Jason Pierre-Paul formed one of the league's most dominant pass-rushing duos, combining for the second-most sacks (45.5) by any NFL teammates from 2019-20.

Entering the 2020 season, Licht was able to make significant changes to the roster, despite offseason challenges brought on by the COVID-19 pandemic. Licht spearheaded the Buccaneers' first-ever virtual draft by selecting seven players, including offensive tackle Tristan Wirfs at No. 13 overall. Wirfs was selected to the PFWA All-Rookie Team in 2020 alongside second-round pick Antoine Winfield Jr. The Buccaneers were the only team in the NFL to have multiple draft picks selected to the All-Rookie Team in consecutive seasons from 2019-20. Licht was able to keep the defensive front seven together by placing the franchise tag on outside linebacker Shaquil Barrett and re-signing defensive tackle Ndamukong Suh and outside linebacker Jason Pierre-Paul. Pierre-Paul went on to earn a Pro Bowl selection in 2020. The most significant change came in March after signing six-time Super Bowl-winning quarterback Tom Brady in free agency and conducting a trade with New England to bring five-time Pro Bowl tight end Rob Gronkowski out of retirement. The 2020 season saw Evans - Licht's first ever draft selection as general manager - become the first player in NFL history to record 1,000+ receiving yards in each of their first seven seasons.

In 2019, Evans' fellow receiver Chris Godwin posted his first career 1,000-yard season and earned AP's second-team All-Pro honors. That season, the duo became the first pair of receiver teammates voted to the Pro Bowl since Arizona's Larry Fitzgerald and Anquan Boldin in 2009.

On the defensive side of the ball in 2019, outside linebacker Shaquil Barrett was named second team All-Pro and earned a Pro Bowl selection after setting a franchise record for single-season sacks with 19.5. Linebacker Devin White - the fifth overall pick in the 2019 NFL draft - was named Defensive Rookie of the Month in both November and December, in addition to making the PFWA All-Rookie Team alongside cornerback Sean Murphy-Bunting. Rookie cornerback Jamel Dean recorded 17 passes defended, tied for the fourth-most in the NFL, while second-year cornerback Carlton Davis recorded 19 passes defended, the second-most in the NFL.

During the 2019 offseason, Licht made a handful of changes to the team's defense, most notably adding free agent defensive lineman Ndamukong Suh, a five-time All-Pro and Pro Bowl selection. Suh - alongside 2018 first-round draft pick Vita Vea - helped anchor a Buccaneers defensive line that held opponents to the fewest rushing yards per game in 2019 (73.8 rush yards allowed per game). Licht also brought in outside linebacker Shaquil Barrett while spending the team's first five draft picks on the defensive side of the ball, including linebacker Devin White, selected with the fifth overall pick.

In 2019 offseason, Licht signed left tackle Donovan Smith to a contract extension, after having done the same with left guard Ali Marpet during the 2018 season. Marpet (61st overall) and Smith (34th overall) entered the league as second-round picks in the 2015 NFL Draft and went on to start 101 and 124 games, respectively for the Buccaneers in their careers.

In 2018, Mike Evans ranked third in the NFL in receiving yards and set a franchise single season record (1,524) one the way to earning his second career Pro Bowl selection. Prior to the 2018 season, Evans was rewarded with a contract extension.

In the 2018 offseason, Licht transformed the team's defensive line with the addition of Jason Pierre-Paul, Carl Nassib and Vita Vea. Pierre-Paul went on to lead the team in sacks with 12.5 - then the most by any Buccaneer player since 2005 (Simeon Rice, 14.0). Acquired through waivers from Cleveland, Nassib finished the season ranked second on the team in sacks, with 6.5. Five players from Licht's 2018 draft class were primary starters during the team's 2020 Super Bowl LV Championship season, including Vea (first round), cornerback Carlton Davis III (second round), running back Ronald Jones II (second round), guard Alex Cappa (third round) and safety Jordan Whitehead (fourth round).

In the 2017 NFL Draft, Licht selected three players who stepped into starting roles as rookies. The Buccaneers first-round pick, tight end O.J. Howard, started all 14 games he played in, tying for the team lead with six touchdown receptions - tied for the second-most among NFL rookies and the fourth-most ever by a Buccaneers rookie. The Buccaneers also got contributions from wide receiver Chris Godwin, who capped off his rookie season by earning NFC Offensive Player of the Week honors in Week 17 before becoming a full-time starter in 2018 and having putting forth his breakout season in 2019.

The Buccaneers finished the 2016 season at 9-7. Mike Evans earned his first career Pro Bowl selection after finishing the year with 96 catches for 1,321 yards and 12 touchdowns. His 12 touchdown catches tied his own franchise record (set in 2014) and were tied for the second-most in the NFL in 2016. His 96 catches were then the second-most in Buccaneers history and the sixth-most in the league that season, while his 1,321 yards were then the third-most ever by a Buccaneers player and ranked fourth in the NFL.

Another major contributor to the team's offense in 2016 was tight end Cameron Brate, who originally joined the team as a college free agent out of Harvard in 2014. Brate became an integral part of the Buccaneers offense over the course of his career, finishing with 273 receptions for 2,857 yards and 33 touchdowns in 126 games played for Tampa Bay. His 33 career touchdown receptions stand as the fourth-most in franchise history.

In 2015, Licht drafted quarterback Jameis Winston with the No. 1 overall pick. During Winston's five seasons with the team, he set franchise records for pass attempts (2,548), completions (1,563), passing yards (19,737) and passing touchdowns (121).

Licht joined the Buccaneers in 2014, on the heels of two seasons with Arizona as the vice president of player personnel, working under general manager Steve Keim, who earned NFL Executive of the Year honors from both Pro Football Talk and Sporting News. Licht's first draft pick with Tampa Bay, wide receiver Mike Evans, was selected seventh overall in the 2014 NFL Draft and went on to have a stellar rookie season, finishing with 68 receptions for 1,051 yards and 12 touchdowns and being named to the PFWA, NFL.com, ESPN.com and SI.com All-Rookie Teams.

Licht first worked for the Cardinals in 2008 as a personnel executive, before leaving to spend three seasons as director of pro personnel with New England. He returned to Arizona in 2012 as director of player personnel before being promoted to the vice president position.

In addition, Licht's career has intersected with some of the NFL's greatest head coaches, including Don Shula, Jimmy Johnson, Bill Belichick and Andy Reid. In all, Licht has worked alongside seven head coaches who have led a team to a Super Bowl (Shula, Johnson, Belichick, Reid, Bruce Arians, Pete Carroll, Lovie Smith, Ken Whisenhunt) and seven who have won AP Coach of the Year honors in their careers (Shula, Johnson, Belichick, Reid, Smith, Arians and Dom Capers).

While with Arizona, Licht worked directly with the head coach and general manager on player acquisition and contract negotiations, as well as leading the club's scouting efforts as he oversaw both the college and pro scouting departments. The 2013 season saw the Cardinals improve to 10-6 from a 5-11 campaign the previous year.

In 2008 Arizona won the NFC West and advanced to the Super Bowl. Licht then spent three seasons (2009-11) as director of pro personnel with the New England Patriots, where he was responsible for monitoring every NFL roster with an emphasis on scouting talent of upcoming pro free agents, while also maintaining depth on New England's roster. The Patriots were AFC East champions in each of those three seasons and advanced to the Super Bowl following the 2011 campaign.

Licht spent five years with the Philadelphia Eagles (2003-07), first serving as the club's assistant director of player personnel before being promoted to vice president of player personnel for his final two seasons. The team won three NFC East titles during that span and earned a berth in Super Bowl XXXIX.

Prior to joining Philadelphia, Licht enjoyed his first stint in New England, serving as a scout and assistant director of player personnel from 1999-2002, a stretch that included a victory in Super Bowl XXXVI. He was part of a front office that drafted core pieces of the team that won three Super Bowls in four seasons, such as Damien Woody, Kevin Faulk, Tom Brady, Richard Seymour, Matt Light, and Deion Branch.

Licht began his NFL career with the Miami Dolphins in 1995, where he worked as a scouting department assistant before spending the 1996 season as an offensive assistant/quality control coach. In 1997, he worked for National Football Scouting, a college football scouting service, before joining the Carolina Panthers' scouting staff in 1998.

Licht played linebacker and guard at the University of Nebraska from 1989-91 before transferring to Nebraska-Wesleyan, where he was an all-conference defensive tackle. He and his wife, Blair, have three children: Charlie, Zoe and Theo.

## TODD BOWLES HEAD COACH



Todd Bowles enters his third season as head coach of the Tampa Bay Buccaneers following his three seasons as the team's defensive coordinator (2019-21).

Over his first two seasons, Bowles accomplished a feat that no one else has through their first two years as Buccaneers head coach, leading the team to consecutive playoff appearances and consecutive NFC South division titles.

Since joining the Buccaneers in 2019, Bowles' defenses have set the standard for rush defense, leading the league in both fewest rushing yards per game allowed (93.0) and fewest rush yards per attempt allowed (3.9), while limiting opponents to the fourth-fewest rushing touchdowns (55). He has led an opportunistic defense that ranks first in opponent fumble recoveries (59), first in strip sacks (41), first in quarterback hits (535), second in sacks (235), second in forced fumbles (82), second in tackles for loss (439), third in goal-to-go efficiency (66.9%), fifth in takeaways (128), fifth in red zone efficiency (53.7%), sixth in fewest yards per play allowed (5.2), eighth in fewest net passing yards allowed per attempt (6.4), tied for eighth in defensive touchdowns (11), ninth in fewest yards per game allowed (334.2), ninth in passes defended (360) and 10th in lowest third-down conversion rate against (38.1%).

In his five seasons with Tampa Bay, Bowles has coached eight different Buccaneers to Pro Bowl selections as either defensive coordinator or head coach: Shaquill Barrett (2019, 2021), Mike Evans (2023), Baker Mayfield (2023), Jason Pierre-Paul (2020), Vita Vea (2021), Devin White (2021), Antoine Winfield Jr. (2021) and Tristan Wirfs (2022, 2023).

In 2023, Bowles guided the NFL's eighth-youngest roster to an appearance in the NFC Divisional round, earning his first career playoff win as a head coach in a commanding 32-9 victory over the Philadelphia Eagles in the Super Wild Card Round. He inspired a 5-1 finish in the final six weeks of the regular season to secure Tampa Bay's spot in the playoffs.

A former defensive back himself, Bowles oversaw a breakout season for safety Antoine Winfield Jr. in 2023, earning him first-team All-Pro recognition from the Associated Press and Pro Football Focus. Since data is available dating back to 1999, Winfield Jr. is the lone player with 100+ tackles, three-or-more interceptions, three-or-more forced fumbles, three-or-more fumble recoveries and 3.0+ sacks in a single season. The defense as a whole finished top five in run defense for the fourth time in five seasons under Bowles and ranked seventh in scoring defense, limiting opponents to just 19.1 points per game in 2023.

On the offensive side of the ball, newly-signed quarterback Baker Mayfield had the best season of his NFL career, earning the 2023 Pro Football Writers of America Most Improved Player award and Pro Bowl honors after setting career highs in completions (364), completion percentage (63.4%), passing yards (4,044) and passing touchdowns (28). Mike Evans earned his fifth career Pro Bowl nod and continued his run as the NFL's most consistent receiver, recording his 10th consecutive season with 1,000+ receiving yards - the longest-streak to begin a career and the second-longest streak overall in NFL history. Despite shifting from right tackle to left tackle, Tristan Wirfs earned his third Pro Bowl selection in just his fourth year in the NFL becoming just the second offensive lineman in franchise history with three consecutive Pro Bowl trips.

In 2022, Bowles led the Buccaneers to the NFC South title in his first year as the head coach in Tampa Bay, joining Jon Gruden as the only coaches in franchise history to accomplish that feat in year one. He was the play caller for a defense that finished top 10 in the NFL in total yards per game (324.3 opponent yards/game), yards per play (5.14 avg.), pass defense (203.5 passing yards allowed/game), net yards per attempt (6.1), sacks (45.0) and tackles for loss (89), while limiting opponents to the fifth-fewest first downs per game (18.5) and the sixth-lowest third down conversion percentage (36.9 percent).

On the other side of the ball, Tristan Wirfs made his second Pro Bowl as part of an offensive line unit that led the league in fewest sacks allowed/pass attempt (2.8%). In addition, Tampa Bay ranked second in the NFL in passing offense (279.8 yards/game) and boasted a pair of 1,000-yard receivers in Mike Evans and Chris Godwin. Godwin finished eighth in the NFL with his 104 receptions - the second-most in a single season in Buccaneers franchise history.

In his three seasons as defensive coordinator from 2019-2021, he transformed the unit into one of the most productive defenses in the NFL. Tampa Bay ranked third in the league in takeaways (82) and third in sacks (142), joining the Pittsburgh Steelers as the only teams to place in the top five of both categories. In addition to the sacks and takeaways under Bowles' guidance as defensive coordinator, the Buccaneers ranked first in rushing yards allowed per game (82.5), first in rushing yards per attempt (3.72), first in quarterback hits (325), first in defensive fumble recoveries (37), first in passes defended (241), second in strip sacks (26), third in tackles for loss (262), fourth in forced fumbles (52), tied for fourth in defensive touchdowns (nine), fifth in fewest yards per play allowed (5.13), fifth in passing yards per attempt allowed (6.78), sixth in red zone defense efficiency (54.7%), seventh in lowest third-down conversion rate allowed (37.6%), ninth in total defense (334.1 yards allowed per game) and ninth in goal-to-go efficiency (68.6%).

From 2020-21, the Buccaneers allowed the sixth-fewest points per game (21.5) and the fifth-fewest yards per game (329.4). In six postseason contests during that span, Tampa Bay tallied 16 takeaways - seven more than any other team. Bowles was the architect behind a historic defensive performance that catapulted the Buccaneers to a Super Bowl LV victory. His unit held the explosive Kansas City Chiefs' offense to nine points and without a touchdown for the first time in 54 games with Patrick Mahomes as the starting quarterback.

In 2021 alone, Bowles led a defense that finished first in the NFL in quarterback hits (123), third in rush defense (92.5 ypg), fifth in fewest points per game allowed (20.8), tied for fifth in takeaways (29), seventh in sacks (47.0), seventh in fewest yards per play allowed (5.16), eighth in tackles for loss (81), tied for eighth in interceptions (17) and tied for eighth in forced fumbles (16). Four Buccaneers defensive players earned Pro Bowl honors in 2021: outside linebacker Shaquill Barrett, nose tackle Vita Vea, linebacker Devin White and safety Antoine Winfield Jr. - the most in a single season on the defensive side of the ball since 2002.

COACHING

PLAYERS

2023 REVIEW

HISTORY

RECORDS

SIDELINES

In Tampa Bay's championship season in 2020, Bowles directed a defense that led the NFL in quarterback hits (142), tackles for loss (107) and takeaways (34), while tying for the league lead in sacks (58.0) between the regular season and postseason combined. During the regular season alone, the Buccaneers' defense ranked first in rushing yards allowed per game (80.6), tied for second in quarterback hits (116), tied for second in tackles for loss (91), tied for fourth in sacks (48.0), sixth in total yards allowed per game (3271) and eighth in points allowed per game (22.2). Additionally, the Buccaneers defense allowed the fifth-fewest first downs (19.9) and tallied the seventh-most sacks per pass attempt (7.78%).

In just his first two seasons, Bowles helped elevate a Buccaneers defense that ranked 27th in the NFL in yards per game allowed prior to his arrival to a team that finished sixth in that category in 2020. In the Super Bowl, Tampa Bay held the Kansas City Chiefs to just nine points – keeping a team that ranked sixth during the regular season in touchdowns out of the end zone. The nine points given up by the Buccaneers tied for the 10th-fewest in Super Bowl history.

Bowles helped mentor Winfield Jr. into PFWA All-Rookie team honors in 2020 and coached outside linebacker Jason Pierre-Paul to his third career Pro Bowl selection.

In his first season in Tampa Bay in 2019, Bowles quickly put an emphasis on stopping the run as he transformed the Buccaneers from the 24th-ranked run defense in 2018 (123.9 rush yards allowed per game) to the top run defense in the NFL in 2019, holding opponents to just 73.8 rushing yards per game and just 3.26 average yards per rush. The 1,181 rushing yards allowed by Tampa Bay in 2019 were the 11th-fewest all-time in a 16-game season. The front seven showed a knack for getting into the opposing backfield, tying for fifth in the NFL in tackles for loss.

The Buccaneers also led the NFL with 96 passes defended in 2019, tied for the league lead with six defensive touchdowns, ranked third with 21 forced fumbles and finished fifth with 28 takeaways.

In the secondary, Bowles guided a group of predominantly first and second-year players to a notable second-half turnaround in which the defense reduced its passing yards allowed per game from 293.5 in Games 1-8 to 246.8 in Games 9-16, while lowering its total yards allowed per game mark from 371.6 to 316.3 in that same span. The 316.3 total yards allowed per game was the sixth-best mark of any defense over its final eight games of the season.

Bowles' 2019 defense featured three players who took home end-of-season honors, led by Pro Bowl and AP second-team All-Pro outside linebacker Shaquil Barrett. Barrett set a team record with his league-leading 19.9 sacks in 2019, breaking Pro Football Hall of Famer Warren Sapp's team record of 16.5 set in 2000. The defense also featured two AP All-Rookie Team members: Sean Murphy-Bunting and Devin White. White led all rookies with 7.0 tackles per game and Sean Murphy-Bunting tied for the most interceptions by a rookie with three.

Bowles joined the Buccaneers after spending the previous four seasons as the head coach of the New York Jets (2015-18). Under Bowles, the Jets posted one of the best run defenses in the NFL, holding teams to just 4.00 yards per carry, the sixth-lowest figure in the NFL during that span, and allowing only 44 rushing touchdowns, tied for the eighth-least in that timeframe. Bowles' Jets defense also allowed opposing offenses to convert only 36.0 percent of third downs, the fourth-lowest mark in the league. Opposing passers completed just 60.6 percent of their passes against the Jets under Bowles, the third-lowest mark in the NFL.

Four different defensive players earned Pro Bowl berths under Bowles in New York, with cornerback Darrelle Revis and defensive lineman Muhammad Wilkerson being selected in 2015, defensive lineman Leonard Williams being nominated in 2016 and safety Jamal Adams voted to the game in 2018. The 2018 season also saw Jets return specialist Andre Roberts earn Pro Bowl distinction, along with being named first-team AP All-Pro as a kick returner.

Prior to serving as the head coach of the Jets, Bowles spent two seasons as the defensive coordinator of the Arizona Cardinals (2013-14), including winning Assistant Coach of the Year honors from the Pro Football Writers of America and the Associated Press in 2014. During Bowles' time in Arizona, the Cardinals' defense allowed the third-fewest rushing touchdowns (14), the fifth-fewest points per game (19.5) and the fifth-fewest rushing yards per game (96.6). Bowles' defenses in Arizona also showed a knack for taking the ball away, recording the fifth-most interceptions in the NFL (38) and the most defensive touchdowns in the league, with nine.

While Bowles led the Cardinals' defense, he saw cornerback Patrick Peterson earn first-team AP All-Pro honors in 2013 and earn Pro Bowl honors both years (2013-14). Defensive end John Abraham (2013), cornerback Antonio Cromartie (2014) and defensive end Calais Campbell (2014) each also earned Pro Bowl selections.

Bowles spent one year with the Philadelphia Eagles (2012), serving as the team's secondary coach before being named interim defensive coordinator for the final 10 games of the season. Philadelphia finished ninth in passing yards allowed (216.9 per game) that season.

Before joining the Eagles, Bowles worked as the assistant head coach/secondary coach for the Miami Dolphins for four seasons (2008-11). In the 2011 season, he was named interim head coach for the final three games of the year, going 2-1. Under Bowles' tutelage, Miami's secondary held opposing quarterbacks to a 58.1 completion percentage over that span, the seventh-lowest mark in the NFL.

Prior to his time in Miami, Bowles worked as the defensive backs coach for the Dallas Cowboys (2005-07), coaching three different players to the Pro Bowl (safety Ken Hamlin, cornerback Terence Newman and safety Roy Williams).

His NFL coaching career began in 2000 as the defensive backs coach of the New York Jets, coaching a unit that allowed just 18.3 passing yards per game, the sixth-lowest in the NFL. Following his season in New York, Bowles spent four years with the Cleveland Browns, working as the team's defensive nickel package coach (2001-03) and secondary coach (2004). In 2001, the team set a franchise record with 33 interceptions and in 2004, the Browns allowed the fifth-fewest passing yards in the NFL (181.3 per game).

Before coaching in the NFL, Bowles spent one season as the defensive coordinator at Morehouse College (1997) and two seasons as the defensive coordinator at Grambling State (1998-99).

Bowles played collegiately at Temple and, despite going undrafted in the 1986 NFL Draft, played eight years in the NFL, with the Washington Redskins (1986-90; 1992-93) and the San Francisco 49ers (1991). He was a starter on the 1987 Redskins team that won Super Bowl XXII. Following his retirement as a player, Bowles spent two seasons (1995-96) with the Green Bay Packers player personnel department.

A native of New Jersey, Bowles and his wife, Taneka, have three sons, Todd Jr., Troy and Tyson. Todd Jr. currently plays collegiate football at Long Island, while Troy plays his collegiate football career at Georgia. The Bowles family is actively involved in the Tampa Bay community supporting organizations including Autism Speaks, The Spring of Tampa Bay, Big Brothers Big Sisters of Tampa Bay, and the Tampa Bay Buccaneers Foundation.

## BOWLES AT A GLANCE

| YEARS          | POSITION   |
|----------------|--|
| 1982-85        | Temple, Player   |
| 1986-90        | Washington Redskins, Player                                  |
| 1991           | San Francisco 49ers, Player                                  |
| 1992-93        | Washington Redskins, Player                                  |
| 1995-96        | Green Bay Packers, College Scouting Assistant                |
| 1997           | Morehouse College, Defensive Coordinator/Secondary           |
| 1998-99        | Grambling State, Defensive Coordinator/Defensive Backs       |
| 2000           | New York Jets, Defensive Backs                               |
| 2001-03        | Cleveland Browns, Defensive Nickel Package                   |
| 2004           | Cleveland Browns, Secondary                                  |
| 2005-07        | Dallas Cowboys, Defensive Backs                              |
| 2008-11        | Miami Dolphins, Assistant Head Coach/Secondary               |
| 2011           | Miami Dolphins, Interim Head Coach                           |
| 2012           | Philadelphia Eagles, Secondary/Interim Defensive Coordinator |
| 2013-14        | Arizona Cardinals, Defensive Coordinator                     |
| 2015-18        | New York Jets, Head Coach                                    |
| <b>2019-21</b> | <b>Tampa Bay Buccaneers, Defensive Coordinator</b>           |
| <b>2022-</b>   | <b>Tampa Bay Buccaneers, Head Coach</b>                      |

## LIAM COEN OFFENSIVE COORDINATOR



Coen begins his first season as offensive coordinator with the Tampa Bay Buccaneers in 2024.

Coen brings 14 years of coaching experience to Tampa Bay, including four years at the NFL level – all with the Los Angeles Rams. He joins the Buccaneers from the University of Kentucky, where he served as the program's offensive coordinator and quarterbacks coach for the 2023 and 2021 seasons. Prior to his most recent stint with the Wildcats, Coen was the Rams' offensive coordinator in 2022 after spending time as the club's assistant quarterbacks coach (2020) and assistant wide receivers coach (2018-19).

During his time at the University of Kentucky, Coen put forth two of the highest-scoring single seasons in school history. The 2021 Wildcats team amassed 56 total touchdowns while the 2023 Wildcats team scored 50 total touchdowns – two of the six instances in the 108-year program history in which they have scored 50-or-more touchdowns in a single season. On top of the scoring production, Coen's teams were one of the most efficient in the SEC, amassing over 425 net yards of offense per game in 2021 and recording a school-record 8.0 yards per touch during the 2023 campaign. Coen helped bring the Wildcats to new heights, leading them to a combined 17 wins across his two seasons there, and contributing to the fourth 10-win season in school history.

In his two seasons at Kentucky, Coen coached a pair of quarterbacks who were drafted into the NFL in Will Levis (Tennessee Titans, 2023) and Devin Leary (Baltimore Ravens, 2024). The last Kentucky quarterback to be drafted and appear in an NFL game prior to Levis was Tim Couch (1999). Overall, as a collegiate coach, Coen has coached five different quarterbacks who earned at least a chance to compete for an NFL roster spot including: Dan Collins (Maine), Blake Frohnapfel (Massachusetts), Leary (Kentucky), Levis (Kentucky) and Kyle Newhall-Caballero (Brown). Additionally, under Coen's mentorship, wide receiver Wan'Dale Robinson set school records in his final season with 104 receptions and 1,334 receiving yards in his final season in 2021 to earn All-SEC and All-America recognition from various outlets.

Holding multiple positions with the Rams from 2018-20 and 2022, Coen contributed to an offense that ranked among league leaders across those seasons in passing yards per game (248.1; sixth), completions (1,504; 10th), first downs per game (21.4; 10th), third-down conversion rate (41.9%; eighth), goal-to-go efficiency (75.2%; ninth), rushing touchdowns (77; fourth), and fewest sacks allowed (139; eighth).

As assistant wide receivers coach in 2018, Coen helped guide Robert Woods and Brandin Cooks, who each topped 1,200 yards that season on the way to a Super Bowl appearance. The following year, Woods and Cooper Kupp each surpassed 1,100 receiving yards, marking the latter's first 1,000-yard campaign. In 2022, Coen worked with quarterback Baker Mayfield for five games, including a Week 14 Thursday night victory over the Las Vegas Raiders, for which Mayfield earned NFC Offensive Player of the Week Honors after orchestrating a game-winning drive with less than a minute remaining, just two days after joining the organization.

Prior to his time with the Rams, Coen spent two seasons as the offensive coordinator for the University of Maine (2016-17). He came to the University of Maine from the University of Massachusetts (2014-15), where he had served as the quarterbacks coach and passing game coordinator. Coen also spent three years as the quarterbacks coach at Brown University (2010, 2012-13) and one year as the quarterbacks coach and passing game coordinator at the University of Rhode Island (2011).

Before getting into coaching, Coen played quarterback at the University of Massachusetts. He was inducted into the school's Hall of Fame in 2022 and holds the program records for completions (830), attempts (1,302), completion percentage (63.7), passing yards (11,031), yards per attempt (8.5), passing touchdowns (90), and passer rating (150.7). He graduated in 2008 with a degree in communications. A native of Wakefield, Rhode Island, Coen and his wife, Ashley, have two sons, Jackson and Callahan.

## YEARS

2004-08  
2009  
2010  
2011  
2012-13  
2014-15  
2016-17  
2018-19  
2020  
2021  
2022  
2023  
2024-

## POSITION

Massachusetts, Player  
Alabama Vipers (AFL), Player  
Brown, Quarterbacks  
Rhode Island, Quarterbacks  
Brown, Quarterbacks  
Massachusetts, Pass Game Coordinator/Quarterbacks  
Maine, Offensive Coordinator/Quarterbacks  
Los Angeles Rams, Assistant Wide Receivers  
Los Angeles Rams, Assistant Quarterbacks  
Kentucky, Offensive Coordinator/Quarterbacks  
Los Angeles Rams, Offensive Coordinator  
Kentucky, Offensive Coordinator/Quarterbacks  
**Tampa Bay Buccaneers, Offensive Coordin**

## LARRY FOOTE

### PASS GAME COORDINATOR/INSIDE LINEBACKERS



Larry Foote enters his sixth season with the Buccaneers in 2023, and his third as pass game coordinator/inside linebackers coach, following three seasons as the team's outside linebackers coach.

In 2023, 12-year veteran inside linebacker Lavonte David was the lone NFL player with 100+ tackles, 15+ tackles for loss and 3.0+ sacks and he collected his tenth 100-tackle season, leading the Buccaneers in total tackles (133), solo tackles (86) and tackles for loss (17). His 17 tackles for loss tied for seventh in the NFL in 2023 and first among non-edge rushers. In two seasons with Foote as his position coach (2022-23), David ranks tied for 10th in solo tackles (166) and 11th in total tackles (258) among all players, while generating the second-most tackles for loss (27) among inside linebackers during that span. As a unit, the Buccaneers 2023 defense ranked seventh in scoring defense, limiting opponents to just 19.1 points per game in 2023.

In his first season as pass game coordinator in 2022, Tampa Bay's pass defense (203.6 opponent passing yards/game) finished ninth in the NFL, posting the team's first season with a top 10 pass defense since 2010. The Buccaneers limited opponents to just 6.65 yards per pass attempt, which was the sixth-best mark in the league.

Additionally, during Foote's first season working with the inside linebackers in 2022, both David and Devin White surpassed the 100-tackle mark, finishing tied for the team lead with 124 tackles each. David led the team with 10 tackles for loss, while White led the team with 16 quarterback hits and three fumble recoveries. White was named NFC Defensive Player of the Month for September and later tacked on NFC Defensive Player of the Week accolades for his multi-sack performance in Week 10.

In 2021, outside linebacker Shaquil Barrett earned a Pro Bowl selection for the second time after recording 10.0 sacks and becoming one of four players in Buccaneers history with multiple 10.0-sack seasons - both of which came under Foote for Barrett.

In Barrett's three seasons with Foote as his position coach from 2019-21, Barrett ranked second in the NFL in strip sacks (11), fourth in sacks (37.5), fourth in tackles for loss (41), tied for fourth in forced fumbles (11) and fifth in quarterback hits (75), joining 2021 Defensive Player of the Year T.J. Watt as the only two players to rank in the top five in each of those five categories during that span.

Over his first two seasons after taking over in Tampa from 2020-21, Foote's starting outside linebacker tandem of Barrett and Jason Pierre-Paul ranked second among all pass-rushing duos in sacks with 45.5. During the 2020 regular season alone, the pairing combined for 112 tackles (18 tackles for loss), 30 quarterback hits, 17.5 sacks, nine passes defended, six forced fumbles, two fumble recoveries and two interceptions. Pierre-Paul earned his first Pro Bowl nod as a member of the Buccaneers in the 2020 season.

During the 2020 regular season, the Buccaneers' defense ranked first in rushing yards allowed per game (80.6), tied for second in quarterback hits (116), tied for second in tackles for loss (91), tied for fourth in sacks (48.0), sixth in total yards allowed per game (327.1) and eighth in points allowed per game (22.2).

Foote's outside linebackers unit continued to thrive during Tampa Bay's four-game playoff run to a Super Bowl LV victory, including a 5.0-sack performance in the NFC Championship Game victory over Green Bay. In that game, Barrett tied the single-game playoff franchise record with 3.0 sacks, while Pierre-Paul's 2.0 sacks tied for the third-most in team history. Barrett stands tied for third all-time in career playoff sacks by a Buccaneers player with his 4.0 from 2020, while Pierre-Paul is tied for fifth with 2.0.

In Foote's first season in charge of the Buccaneers outside linebacker corps, the position group combined for 35 of the team's 47 sacks. Those 47 takedowns were then the second-most by a Tampa Bay unit since sacks became an official statistic in 1982.

Barrett secured his first Pro Bowl appearance in 2019 after registering 19.5 sacks to surpass Warren Sapp (16.5 in 2000) for the single-season franchise record. While Barrett led the league in sacks in his first season under Foote's guidance, Jason Pierre-Paul tacked on 8.5 sacks in just 10 games played.

Prior to arriving in Tampa Bay, Foote spent the previous four seasons coaching with the Arizona Cardinals (2015-18), first working as the team's inside linebackers coach (2015-17) before being elevated to linebackers coach in 2018. Foote helped oversee the conversion of Deone Bucannon from a college safety to a linebacker, with Bucannon leading the team in tackles in 2015, while adding three sacks and three forced fumbles. The Cardinals defense finished in the top 10 of the NFL in yards allowed for three straight seasons (2015-17) while Foote was a part of the staff.

Before beginning his coaching career, Foote spent 13 years playing in the NFL (2002–14), including 11 seasons with the Pittsburgh Steelers (2002–08, 2010–13). During his time with the Steelers, Foote was a part of two Super Bowl Championships (XL, XLIII). Foote spent his first seven seasons in Pittsburgh, before playing for his hometown Detroit Lions for one season (2009). He then returned to the Steelers for four seasons before finishing his career with the Cardinals in 2014. In his 13 seasons, Foote played in 187 games, with 912 tackles, 25 sacks, 10 forced fumbles, six fumble recoveries and four interceptions. He also played in 17 postseason games.

A Detroit native, Foote played collegiately at Michigan, earning All-American honors as a senior.

### FOOTE AT A GLANCE

| YEARS          | POSITION  |
|----------------|---|
| 1998–2001      | Michigan, Player  |
| 2002–08        | Pittsburgh Steelers, Player   |
| 2009           | Detroit Lions, Player   |
| 2010–13        | Pittsburgh Steelers, Player   |
| 2014           | Arizona Cardinals, Player   |
| 2015–18        | Arizona Cardinals, Inside Linebackers                                 |
| <b>2019–21</b> | <b>Tampa Bay Buccaneers, Outside Linebackers</b>                      |
| <b>2022–</b>   | <b>Tampa Bay Buccaneers, Pass Game Coordinator/Inside Linebackers</b> |

## THOMAS MCGAUGHEY SPECIAL TEAMS COORDINATOR



Thomas McGaughey enters his first season as special teams coordinator with the Tampa Bay Buccaneers in 2024.

McGaughey joined Tampa Bay with 17 years of NFL coaching experience, including nine as a special teams coordinator for the New York Giants (2018–23), Carolina Panthers (2016–17), San Francisco 49ers (2015) and New York Jets (2014). He held previous roles in the NFL as an assistant special teams coach with the Giants (2007–10), Denver Broncos (2005–06) and Kansas City Chiefs (2002). In addition, McGaughey spent six total seasons coaching in the collegiate ranks at Louisiana State University (2011–13) and the University of Houston (1997, 2003–04).

Over the past six seasons with the Giants, McGaughey has found success working with the kicker position as New York ranked sixth from 2018–23 in team field goal percentage (87.1%). From 50 yards or more, the Giants converted 29-of-38 field goal attempts during that span, ranking second in 50+-yard field goal percentage (76.3%) and fourth in total 50+-yard field goals made. In 2022 alone, Graham Gano set a new single-season franchise record with eight 50+-yard field goals made, while in 2018, McGaughey coached Aldrick Rosas to a franchise record for single-season field goal percentage (97.0%), earning him his first Pro Bowl selection. Former NFL safety Michael Thomas also reached the Pro Bowl in 2018 under McGaughey's guidance, leading the team with nine special teams tackles.

From 2018–23, McGaughey's special teams group also ranked fifth in the NFL in fewest opponent yards per kick return (21.2) and ninth in fewest opponent yards per punt return (7.8).

McGaughey was a member of the coaching staff for the Super Bowl XLII championship team in 2007 during his initial stint with the Giants. The following year, all three specialists earned Pro Bowl recognition under McGaughey: kicker John Carney, punter/holder Jeff Feagles and long snapper Zak DeOssie.

In his playing career, McGaughey spent time with the Cincinnati Bengals and Philadelphia Eagles in 1996 prior to landing with the Barcelona Dragons of NFL Europe in 1997, winning the World Bowl that season.

McGaughey was a two-sport athlete at the University of Houston (1991–95), competing in both football and track and field. He was named a special teams captain on the football team in his senior season. Following his playing career, McGaughey returned to Houston as a graduate assistant in 1997 before taking a job as the defensive backs and special teams coach at Willowridge High School (Houston) from 1998–2001.

McGaughey has two sons, Thomas (Trey) and Trenton, and one daughter, Taylor.

**YEARS**

**POSITION**

|              |  |
|--------------|--|
| 1991-95      | Houston, Player  |
| 1996         | Cincinnati Bengals, Player                                       |
| 1996         | Philadelphia Eagles, Player                                      |
| 1997         | Barcelona Dragons (NFL Europe), Player                           |
| 1997         | Houston, Graduate Assistant                                      |
| 1998-2001    | Willowridge High School (Houston), Defensive Backs/Special Teams |
| 2002         | Scottish Claymores (NFL Europe), Defensive Backs/Special Teams   |
| 2002         | Kansas City Chiefs, Assistant Special Teams                      |
| 2003         | Houston, Special Teams Coordinator                               |
| 2004         | Houston, Special Teams Coordinator/Cornerbacks                   |
| 2005-06      | Denver Broncos, Assistant Special Teams                          |
| 2007-10      | New York Giants, Assistant Special Teams                         |
| 2011-13      | Louisiana State, Special Teams Coordinator/Defensive Assistant   |
| 2014         | New York Jets, Special Teams Coordinator                         |
| 2015         | San Francisco 49ers, Special Teams Coordinator                   |
| 2016-17      | Carolina Panthers, Special Teams Coordinator                     |
| 2018-23      | New York Giants, Special Teams Coordinator                       |
| <b>2024-</b> | <b>Tampa Bay Buccaneers, Special Teams Coordinator</b>           |

**KACY RODGERS**  
**RUN GAME COORDINATOR/DEFENSIVE LINE**



Kacy Rodgers enters his sixth season as defensive line coach with the Tampa Bay Buccaneers in 2024, and his third season as run game coordinator.

For the fourth time in five seasons with Rodgers on staff, the Buccaneers finished as a top five run defense in 2023, limiting opponents to 95.3 rush yards per contest. Tampa Bay also kept its opponents below 4.0 yards per carry, marking the third time accomplishing that feat in Rodgers' five years with the team. In addition, the Buccaneers defense finished second in fumble recoveries (12), tied for fourth in strip sacks (9), sixth in forced fumbles (18), tied for sixth in fewest touchdowns allowed (34), sixth in tackles for loss (91) and tied for seventh in sacks (48.0). In the red zone, Tampa Bay led the league in tackles for loss (25), while ranking tied for second in red zone touchdowns allowed (23), second in sacks (8.0) and fifth in fewest yards per play against (2.3).

After a career year in 2021, nose tackle Vita Vea re-established career highs across the board in 2022, with a team-high 6.5 sacks, in addition to 13 quarterback hits, seven tackles for loss, one forced fumbled and one fumble recovery. Rodgers' front limited opponents to the sixth-worst third-down conversion rate (36.9%), in addition to the defense finishing fifth in the NFL in fewest first downs allowed per game (18.5), tied for sixth in tackles for loss (89), tied for seventh in sacks (45.0), tied for ninth in fewest opponent yards per game (324.3) and 10th in fewest opponent yards per play (5.1). According to the Elias Sports Bureau, the Buccaneers also ranked second in three-and-outs, fourth in creating second-and-8+ and sixth in defensive stops behind the line of scrimmage.

In 2021, Rodgers coached Vea to the first Pro Bowl of his career, after he posted or tied career highs in solo tackles (22), sacks (4.0), quarterback hits (12) and tackles for loss (five). Rodgers' unit was the front line for a defense that finished third in the NFL in run defense, allowing just 92.5 rushing yards per game. It marked the third consecutive season under Rodgers in which the Buccaneers finished top three in the NFL in run defense. In addition, Tampa Bay led the league in quarterback hits (123) and finished seventh in sacks (47.0), seventh in fewest yards per play allowed (5.16) and eighth in tackles for loss (81).

In his second season in Tampa Bay, Rodgers earned John Teerlinck Defensive Line Coach of the Year honors in 2020 – an award given annually to the league's top defensive line coach, as voted on by coaches across the league. He led a Super-Bowl winning defensive line unit that led the NFL against the run for the second consecutive season, limiting opponents to 80.6 rushing yards per game and 3.6 yards per carry in the regular season. Tampa Bay held its opponents to fewer than 100 rushing yards an NFL-best 12 times in 2020. In Super Bowl LV, the Buccaneers defense kept the Chiefs offense out of the endzone, while tallying a Super Bowl-record 29 quarterback pressures.

Additionally, the Buccaneers tallied 48.0 regular season sacks in 2020 – the second-most in team history – and 58.0 total sacks between the regular season and postseason combined, which tied for the NFL lead. Under Rodgers' guidance, veteran defensive lineman William Gholston had a career-high 20 quarterback hits in 2020, the sixth-most in the NFL by an interior defensive lineman in 2020. Ndamukong Suh also recorded 6.0 sacks in 2020 – his most in a season since 2015 – and 19 quarterback hits, which ranked tied for seventh-most by an interior defensive lineman.

Under Rodgers' watch, the defensive line set the foundation for the NFL's top run defense, which limited its opponents to 73.8 rushing yards per game and 3.26 yards per carry in 2019. In his 10th NFL season, Ndamukong Suh posted single-season career highs with four fumble recoveries (43 return yards) and two defensive touchdowns. His four fumble recoveries tied for the second most in a single season in team history. Suh added 14 quarterback hits in 2019, which ranked seventh among all interior defensive linemen, while Vita Vea ranked 11th with 12 quarterback hits of his own. Additionally, the defensive line helped the Buccaneers defense to 47 sacks in 2019, which was the second highest single-season sack total in team history.



Rodgers spent four seasons serving as the defensive coordinator of the New York Jets (2015-18), working under Buccaneers Head Coach Todd Bowles, then the Jets' head coach. The Jets defense under Rodgers and Bowles posted one of the best run defenses in the NFL, holding teams to just 4.00 yards per carry, the sixth-lowest figure in the NFL during that span, and allowing only 44 rushing touchdowns, tied for the eighth-least in that timeframe. Rodgers helped defensive lineman Muhammad Wilkerson earn a Pro Bowl berth in 2015, after posting a career-high 12.0 sacks, and helped defensive lineman Leonard Williams – the team's 2015 first-round pick – earn a Pro Bowl berth in 2016. Under Rodgers, Williams posted the fifth-most quarterbacks hits of any interior defensive lineman (64) from 2015-18.

Prior to his time with the Jets, Rodgers spent seven seasons coaching the defensive line in Miami (2008-14). During his time with the Dolphins, the team posted 287 sacks, the third-highest mark in the NFL, while allowing the eighth-fewest yards per carry (4.02) during that span. Rodgers helped guide defensive tackle Paul Soliai (2012), defensive tackle Randy Starks (2010, 2012) and defensive end Cameron Wake (2010, 2012-14) to Pro Bowl selections. Wake, who also earned three AP All-Pro selections under Rodgers (first team, 2012; second team, 2010 and 2014), ranked third in the NFL in sacks from 2009-14, with 63.0.

Rodgers began his NFL coaching career with the Dallas Cowboys, first working as the team's defensive tackles coach (2003-04) before taking over as the defensive line coach (2005-07). In four of Rodgers' five seasons in Dallas, the team ranked inside the NFL's top 10 for rush defense, notably finishing sixth in the league in 2007. He coached defensive tackle La'Roi Glover to three consecutive Pro Bowl appearances from 2003-05.

Prior to his time in the NFL, Rodgers coached collegiately, first working at Tennessee-Martin (1994-97) before going to Louisiana-Monroe (1998), Middle Tennessee State (1999-2001) and Arkansas (2002).

A native of Humboldt, Tennessee, Rodgers played collegiately at Tennessee. He spent training camp with the Pittsburgh Steelers in 1992 and played for the Shreveport Pirates of the Canadian Football League in 1994 before retiring. Rodgers was inducted into the Gibson County Hall of Fame in 2004 and later the Humboldt Hall of Fame in 2018. Rodgers is the proud father to Kacy Rodgers II. Rodgers II and his wife, Alex, gave Rodgers his first grandchild, Kali.

### RODGERS AT A GLANCE

| YEARS          | POSITION   |
|----------------|--|
| 1988-91        | Tennessee, Player  |
| 1992           | Pittsburgh Steelers, Player                                      |
| 1994           | Shreveport Pirates (CFL), Player                                 |
| 1994-96        | Tennessee-Martin, Defensive Line                                 |
| 1997           | Tennessee-Martin, Assistant Head Coach/Defensive Line            |
| 1998           | Louisiana-Monroe, Defensive Line                                 |
| 1999           | Middle Tennessee State, Defensive Line                           |
| 2000-01        | Middle Tennessee State, Assistant Head Coach/Defensive Line      |
| 2002           | Arkansas, Defensive Line   |
| 2003-04        | Dallas Cowboys, Defensive Tackles                                |
| 2005-07        | Dallas Cowboys, Defensive Line                                   |
| 2008-14        | Miami Dolphins, Defensive Line                                   |
| 2015-18        | New York Jets, Defensive Coordinator                             |
| <b>2019-21</b> | <b>Tampa Bay Buccaneers, Defensive Line</b>                      |
| <b>2022-</b>   | <b>Tampa Bay Buccaneers, Run Game Coordinator/Defensive Line</b> |

## TIM ATKINS

### ASSISTANT SECONDARY



Tim Atkins begins his sixth season with the Tampa Bay Buccaneers in 2024, and his third as assistant secondary coach. He spent his first three seasons with Tampa Bay working as the team's defensive quality control coach.

In 2023, Atkins was a member of a secondary staff that oversaw a first-team All-Pro season from safety Antoine Winfield Jr., in which he amassed 122 tackles (six for loss), 12 passes defended, eight quarterback hits, 6.0 sacks, six forced fumbles, four fumble recoveries and three interceptions. Tampa Bay's defense finished the year ranked seventh in scoring defense (19.1), while allowing the sixth-fewest opponent touchdowns (34).

During Atkins' first season as the assistant secondary coach for the Buccaneers in 2022, Tampa Bay finished sixth in the NFL in fewest passing yards allowed per attempt (6.65) and 10th in fewest total passing yards allowed (3,461). The 2022 opponent total marked the fewest passing yards allowed by the Buccaneers since the 2010 season when they allowed 3,216 yards. In addition, the Buccaneers defense combined for a total of 58 passes defended, 10 interceptions, and held opponent quarterbacks to a 63.9 completion percentage. Antoine Winfield Jr. tied for second in the NFL among safeties in both sacks (4.0) and tackles for loss (seven).

In Atkins' final season in charge of quality control efforts for the Buccaneers in 2021, Tampa Bay finished third in the NFL in fewest rushing yards allowed per game (92.5), seventh in fewest yards per play allowed (5.16), fifth in goal-to-go efficiency (62.1 percent) and 10th in red zone efficiency (52.5 percent). In addition, the Buccaneers led the NFL in quarterback hits (123), ranked tied for fifth in takeaways (29), seventh in sacks (47.0), eighth in tackles for loss (81) and tied for eighth in forced fumbles (16).

During Tampa Bay's 2020 title season, Atkins contributed to a defense that led the league in rush defense (80.6 rush yards allowed per game) for the second-consecutive season, while also ranking sixth in total yards allowed per game (327.1) and eighth in points allowed per game (22.2). Additionally, the Buccaneers defense allowed the fifth-fewest first downs (19.9) and tallied the seventh-most sacks per pass attempt (7.78%).

In his first year in Tampa Bay, Atkins led quality control efforts for a defense that finished first against the run and fifth in takeaways. In addition, Tampa Bay's defense made a noticeable second-half turnaround as it lowered its yards per game allowed average from 371.6 yards per game through the first eight games to 316.3 over the final eight games, which ranked eighth in the NFL from Weeks 9-17.

Atkins followed Buccaneers Head Coach Todd Bowles to Tampa Bay, who he worked under for three seasons (2016-18) as defensive quality control coach for the New York Jets. Prior to his time with the Jets, Atkins charted games for the Cleveland Browns for two seasons (2014-15) and served as a Buffalo Bills defensive assistant from 2011-12. That followed a one-season stint with the UFL's Florida Tuskers (2010). Atkins broke into the NFL as a defensive assistant for the Miami Dolphins from 2006-08 before becoming a defensive graduate assistant at Florida Atlantic University (2008-09). He also coached on the collegiate level for Whittier College as wide receivers coach (2005) and safeties coach (2004).

#### ATKINS AT A GLANCE

| YEARS   | POSITION  |
|---------|---|
| 2001-03 | Hamilton (Arizona) High School, Assistant Defensive Backs |
| 2004    | Whittier College, Safeties/Video Coordinator              |
| 2005    | Whittier College, Wide Receivers/Video Coordinator        |
| 2006    | Miami Dolphins, Staff Assistant                           |
| 2007    | Miami Dolphins, Defensive Assistant                       |
| 2008    | Florida Atlantic, Volunteer                               |
| 2008-09 | Florida Atlantic, Graduate Assistant                      |
| 2010    | Florida Tuskers (UFL), Defensive Quality Control          |
| 2011-12 | Buffalo Bills, Assistant                                  |
| 2014-15 | Cleveland Browns, Game Charter                            |
| 2016-18 | New York Jets, Defensive Quality Control                  |
| 2019-21 | <b>Tampa Bay Buccaneers, Defensive Quality Control</b>    |
| 2022-   | <b>Tampa Bay Buccaneers, Assistant Secondary</b>          |

## CORY BICHEY

### ASSISTANT STRENGTH & CONDITIONING



Cory Bichey begins his fifth season as assistant strength and conditioning coach with the Tampa Bay Buccaneers in 2024. He was a member of the coaching staff for Tampa Bay's Super Bowl LV victory in his first season with the team.

Bichey joined the team following two years (2018-2019) at Mississippi State. He began his time with the Bulldogs football program as the assistant strength and conditioning coach under current Buccaneers Head Strength & Conditioning Coach Anthony Piroli in 2018, before being elevated to head strength and conditioning coach for Mississippi State football in 2019, following Piroli's departure to Tampa Bay. Previously, Bichey worked on the strength and conditioning staff at Arkansas from 2013-17, after spending a year as a graduate assistant for Cincinnati (2012-13).

Bichey graduated from Indiana State University with a bachelor's degree in exercise science and minor in strength and conditioning (2012). He was a four-year letterwinner as an offensive lineman for Indiana State from 2008-12.

#### BICHEY AT A GLANCE

| YEARS   | POSITION   |
|---------|--|
| 2008-12 | Indiana State University, Player                                   |
| 2012-13 | University of Cincinnati, Graduate Assistant                       |
| 2013-14 | University of Arkansas, Assistant Strength & Conditioning          |
| 2015-17 | University of Arkansas, Associate Strength & Conditioning          |
| 2018    | Mississippi State University, Assistant Strength & Conditioning    |
| 2019    | Mississippi State University, Head Strength & Conditioning         |
| 2020-   | <b>Tampa Bay Buccaneers, Assistant Strength &amp; Conditioning</b> |

## KEVIN CARBERRY OFFENSIVE LINE



Kevin Carberry begins his first season as offensive line coach with the Tampa Bay Buccaneers in 2024.

Carberry joined the Buccaneers after spending the 2023 season with the New Orleans Saints as the team's assistant offensive line coach. The Saints, led by Pro Bowl center Erik McCoy, tied for the fifth-fewest quarterback hits allowed in the NFL in 2023 (76), while limiting opponents to the eighth-fewest sacks (35).

Prior to his season in New Orleans, Carberry spent two seasons as the offensive line coach for the Los Angeles Rams during which he helped guide the Rams to a Super Bowl LVI victory to cap off the 2021 season. That season, Carberry's unit limited opposing defenses to the fourth-fewest quarterback hits (74) and tied for the sixth-fewest sacks allowed (31), in addition to ranking seventh in fewest sacks allowed per pass attempt (4.9%). In the 2021 playoffs, the Rams averaged 388.5 yards per game on the way to their Super Bowl title.

Carberry made his NFL coaching debut as an offensive assistant with the Dallas Cowboys in 2014. That season, he assisted an offensive unit that helped propel running back DeMarco Murray to a league-leading 1,845 rushing yards, in addition to winning the NFC East division title. Following his stint in Dallas (2014-15), Carberry joined Bill Callahan in Washington, where he spent two seasons as the assistant offensive line coach. In Washington in 2016, the team limited opponents to the fourth-fewest sacks (23) and boasted the NFL's third-ranked offense that season, averaging 403.4 yards per game. Brandon Scherff and Trent Williams each earned Pro Bowl trips under Carberry's tutelage.

In the collegiate ranks, Carberry has held coaching roles at Stanford (2018-20), Stephen F. Austin (2012-13) and Kansas (2009-11). As the offensive line coach at Stanford, Carberry coached four players to All-Pac-12 honors. The Cardinal finished 9-4 in 2018, winning the Sun Bowl. During the shortened 2020 season, Stanford went 4-2, ranking third in the Pac-12 with 420.0 yards of offense per game. He began his coaching career as a varsity assistant at his alma mater, St. Rita High School (Chicago), coaching them to an Illinois state title in 2006. He later coached two seasons at St. Ignatius College Prep (Chicago) while also playing in the AFL for the New York Dragons (2007) and Philadelphia Soul (2008), winning a 2008 Arena Bowl Championship in his lone year in Philadelphia.

Carberry competed in his first NFL training camp with the Cleveland Browns in 2005 before spending the season on the Detroit Lions practice squad. He later spent the 2006 training camp with the Carolina Panthers prior to landing with the Berlin Thunder of NFL Europe in the spring of 2006.

Carberry is a native of Oak Lawn, Illinois, and was a four-year player at Ohio University (2002-05), earning All-MAC honors as a senior. He later earned his Master's of Sport Administration degree from the University of Kansas. He and his wife, Emily, have one son, Frank, and one daughter, Elizabeth.

### CARBERRY AT A GLANCE

| YEARS        | POSITION  |
|--------------|---|
| 2002-05      | Ohio, Player  |
| 2005         | Cleveland Browns, Player  |
| 2005         | Detroit Lions, Player   |
| 2006         | Berlin Thunder (NFL Europe), Player   |
| 2006         | St. Rita High School (Chicago), Varsity Assistant                                     |
| 2007         | New York Dragons (AFL), Player  |
| 2008         | Philadelphia Soul (AFL), Player   |
| 2007-08      | St. Ignatius College Prep (Chicago), Defensive Coordinator/Defensive Line/Linebackers |
| 2009-11      | Kansas, Defensive Graduate Assistant  |
| 2012-13      | Stephen F. Austin, Defensive Ends   |
| 2014-15      | Dallas Cowboys, Offensive Assistant   |
| 2016-17      | Washington (NFL), Assistant Offensive Line  |
| 2018-20      | Stanford, Run Game Coordinator/Offensive Line   |
| 2021-22      | Los Angeles Rams, Offensive Line  |
| 2023         | New Orleans Saints, Assistant Offensive Line  |
| <b>2024-</b> | <b>Tampa Bay Buccaneers, Offensive Line</b>   |

## GEORGE EDWARDS OUTSIDE LINEBACKERS



Edwards begins his second season as outside linebackers coach with the Tampa Bay Buccaneers in 2024. The 2024 season marks Edwards' 27th season of NFL coaching experience and his 35th overall.

In his first year with the Buccaneers, Edwards mentored rookie third-round outside linebacker Yaya Diaby to a team-high 7.5 sacks in 2023. Edwards' unit utilized a committee approach that proved effective as six different players at the outside linebacker position recorded a sack, including four with 3.0+ sacks. His position group totaled 22 sacks and six forced fumbles in 2023, while contributing to a defense that finished fifth in the NFL in rush defense by limiting opponents to just 95.3 rushing yards per contest.

Prior to arriving in Tampa Bay, Edwards spent the previous three seasons with the Dallas Cowboys (2020-22) as the club's senior defensive assistant, helping guide a defensive unit that ranked second in interceptions (52), fourth in opponent completion percentage (61.9), sixth in opponent passer rating (86.5) and eighth in sacks (126) over that span. He worked most closely with the team's linebackers, mentoring Cowboys linebacker Micah Parsons to two Pro Bowl selections, two Associated Press first-team All-Pro recognitions and 2021 AP Defensive Rookie of the Year honors.

Prior to joining the Cowboys, Edwards spent six seasons as the defensive coordinator of the Minnesota Vikings (2014-19). After inheriting a defense that ranked 31st overall in total defense in 2013, Edwards propelled the Vikings into a consistent top five defense. From 2014-19, the Vikings ranked first in lowest opponent third-down conversion percentage (35.2%), second in fewest yards per play allowed (5.12), third in total defense (321.8 yards allowed per game), third in pass defense (214.7 yards per game) and third in sacks (260.0). Edwards' 2017 defense led the NFL in both total defense (275.9) and fewest points per game allowed (15.8), sparking the Vikings run to an NFC Championship game berth. It was Minnesota's first No. 1 defense since the 1993 season.

Previously, Edwards held roles as the linebackers coach for the Miami Dolphins (2005-09, 2012-13), defensive coordinator for the Buffalo Bills (2010-11), linebackers coach for the Cleveland Browns (2004), assistant defensive coordinator and linebackers coach for Washington (2002-03), and linebackers coach for the Cowboys (1998-2001). Edwards has also held assistant positions at the collegiate level, including at the University of Georgia (1997), Duke University (1996), Appalachian State University (1992-95) and the University of Florida (1990-91).

A four-year letterman at Duke University, Edwards was a two-time special teams captain and earned 1989 All-ACC honorable mention recognition at linebacker. Edwards is a native of Siler City, North Carolina. He and his wife, Jami, have one son, Bryan.

### EDWARDS AT A GLANCE

| YEARS        | POSITION  |
|--------------|---|
| 1985-89      | Duke, Player  |
| 1991         | Florida, Assistant  |
| 1992-95      | Appalachian State, Assistant                                  |
| 1996         | Duke, Assistant   |
| 1997         | Georgia, Defensive Line                                       |
| 1998-2001    | Dallas Cowboys, Linebackers                                   |
| 2002         | Washington (NFL), Assistant Defensive Coordinator/Linebackers |
| 2003         | Washington (NFL), Defensive Coordinator/Linebackers           |
| 2004         | Cleveland Browns, Linebackers                                 |
| 2005-09      | Miami Dolphins, Linebackers                                   |
| 2010-11      | Buffalo Bills, Defensive Coordinator                          |
| 2012-13      | Miami Dolphins, Linebackers                                   |
| 2014-19      | Minnesota Vikings, Defensive Coordinator                      |
| 2020-22      | Dallas Cowboys, Senior Defensive Assistant/Linebackers        |
| <b>2023-</b> | <b>Tampa Bay Buccaneers, Outside Linebackers</b>              |

## SARAH EVANS

### SENIOR MANAGER OF COACHING OPERATIONS



Sarah Evans enters her second season as senior manager of coaching operations for the Buccaneers and her eighth year with the organization overall.

In her current role, Evans works directly with head coach Todd Bowles on all aspects of day-to-day operations, facilitating structure, communication, and strategy within the coaching department.

Evans joined Tampa Bay as an events and entertainment intern in 2016 before being promoted full-time and spending seven years in the community impact department (2016-19, 2020-22), elevating to Senior Player Relations Manager. During her time in the community impact department, Evans collaborated with players, coaches, and staff on a variety of projects. She joined forces with the Social Justice Player Board on the creation of a first-of-its kind Youth Leadership Program that brought staff and players together to mentor Tampa Bay youth. She served as liaison for all player community programs and appearances. She also focused on the implementation of gender equality initiatives that foster the development of girls and women in football, including the Girls in Football Scholarship, the Women's Summit for Careers in Football, and Women of Red. Throughout her execution of the league's 'My Cause, My Cleats' program, she worked with artists and players to create over 250 pairs of custom cleats that supported charitable causes.

In addition to her experience with the Buccaneers organization, Evans has also held roles with Florida State Basketball, the Miami Marlins, the Miami Dolphins, and Roc Nation.

A native of Miami, Evans is a graduate of Florida State University, where she earned a Bachelor's degree in sport management.

## EVANS AT A GLANCE

| YEARS          | POSITION   |
|----------------|--|
| 2014           | Thomas University, Athletic Department Intern                      |
| 2014           | Florida State University, Basketball Equipment Intern              |
| 2015           | Miami Marlins, Marketing Intern                                    |
| 2015           | Miami Dolphins, Game Day & Event Operations                        |
| <b>2016</b>    | <b>Tampa Bay Buccaneers, Events &amp; Entertainment Intern</b>     |
| <b>2016-19</b> | <b>Tampa Bay Buccaneers, Community Relations Coordinator</b>       |
| <b>2019</b>    | <b>Tampa Bay Buccaneers, Community Relations Manager</b>           |
| 2019           | Roc Nation, Sports Marketing Manager                               |
| <b>2020-23</b> | <b>Tampa Bay Buccaneers, Senior Player Relations Manager</b>       |
| <b>2023-</b>   | <b>Tampa Bay Buccaneers, Senior Manager of Coaching Operations</b> |

## JOEY FITZGERALD DEFENSIVE QUALITY CONTROL



Joey Fitzgerald enters his third season with the Tampa Bay Buccaneers in 2024 as defensive quality control coach.

In 2023, the Buccaneers defense finished fifth in the NFL in rush defense (95.3), seventh in scoring defense (19.1) and tied for seventh in sacks (48.0). Fitzgerald assisted Defensive Line Coach Kacy Rodgers in overseeing the development of rookie defensive lineman Calijah Kancey, who finished the season with 26 tackles (10 for loss), 12 quarterback hits and 4.0 sacks. Kancey's 10 tackles for loss tied for second among all rookies, trailing only teammate Yaya Diaby.

In Fitzgerald's first season in 2022, Tampa Bay finished tied for fifth in fewest opponent first downs per game (18.5), sixth in lowest third-down conversion rate (36.9%), tied for seventh in sacks (45.0), ninth in fewest passing yards allowed per game (203.6), tied for ninth in fewest total yards allowed per game (324.3) and 10th in fewest yards allowed per play (5.14).

Most recently, Fitzgerald worked as the quarterbacks coach at Northwestern State (2021) following a two-year stint as wide receivers coach at the University of Louisiana Monroe (2019-20). The Fort Lauderdale native previously served as recruiting specialist at the University of Florida in 2018 - a program that went 10-3 on its way to a Peach Bowl victory that season.

He has also previously held offensive roles at Southeastern Louisiana (2017), University of Virginia's College at Wise (2016) and Eastern Kentucky (2015).

While in graduate school, Fitzgerald began his coaching career as a defensive intern and graduate assistant at Florida Atlantic from 2009-12, working with the defensive backs and linebackers, prior to spending two years at Mississippi State (2013-14) as a graduate assistant and offensive quality control coach. Fitzgerald played quarterback at Hampden-Sydney College from 2005-08, during which his team claimed the 2007 Old Dominion Athletic Conference Championship.

A native of Fort Lauderdale, Florida, Fitzgerald graduated from Hampden-Sydney College with a bachelor's degree in psychology. He later earned a master's degree in education from Florida Atlantic in 2012 and a master's degree in teaching from Mississippi State in 2014. He and his wife, Lori, have two sons, Jaxon and Brady, and one daughter, Riley.

## FITZGERALD AT A GLANCE

| YEARS        | POSITION   |
|--------------|--|
| 2005-08      | Hampden-Sydney College, Player   |
| 2009-12      | Florida Atlantic University, Graduate Assistant/Defensive Intern           |
| 2013-14      | Mississippi State University, Graduate Assistant/Offensive Quality Control |
| 2015         | Eastern Kentucky University, Tight Ends                                    |
| 2016         | University of Virginia-College at Wise, Wide Receivers                     |
| 2017         | Southeastern Louisiana, Wide Receivers                                     |
| 2018         | University of Florida, Recruiting Specialist                               |
| 2019-20      | University of Louisiana Monroe, Wide Receivers                             |
| 2021         | Northwestern State, Quarterbacks   |
| <b>2022-</b> | <b>Tampa Bay Buccaneers, Defensive Quality Control</b>                     |

COACHING

PLAYERS

2023 REVIEW

HISTORY

RECORDS

SIDELINES

## JOSH GRIZZARD

### PASS GAME COORDINATOR



Josh Grizzard enters his first season with the Buccaneers in 2024 as pass game coordinator.

Grizzard brought 12 years of coaching experience to Tampa Bay, including seven years at the professional level – all with the Miami Dolphins. During his time with the Dolphins, Grizzard served as a quality control coach (2017-19, 2022-23) and wide receivers coach (2020-21). He was a part of four consecutive winning seasons with the Dolphins – accomplishing the feat for the first time since the club did so in seven straight seasons from 1997-2003.

Grizzard contributed to an offense that finished the 2023 season ranked first in yards per game (401.3), passing yards per game (265.5), and yards per carry (5.1), while ranking second in yards per play (6.5), net yards per pass attempt (8.0), and points scored per game (29.2). During his time as Miami's wide receivers coach, Grizzard worked closely with Jaylen Waddle, who established the NFL's then-rookie-reception record in 2021 with 104 receptions for a club-rookie-record 1,015 receiving yards.

Prior to his time with the Dolphins, Grizzard worked as a graduate assistant/quality control coach for Duke University (2013-16) where he coached current New York Giants quarterback Daniel Jones. Grizzard helped the Blue Devils to their best three-year stretch (2013-15) in school history, earning 27 wins an ACC Coastal division title and three consecutive bowl appearances.

Grizzard played football collegiately at Yale (2008-11), playing defensive back, before shifting into a student coaching assistant role in 2012. He is a native of Zebulon, North Carolina.

#### GRIZZARD AT A GLANCE

| YEARS        | POSITION  |
|--------------|---|
| 2008-11      | Yale, Player  |
| 2012         | Carolina Panthers, Training Camp Operations Intern              |
| 2012         | Yale, Student Assistant Coach                                   |
| 2013         | Duke, Football Operations Assistant                             |
| 2014-15      | Duke, Graduate Assistant  |
| 2016         | Duke, Assistant Quarterbacks/Graduate Assistant/Quality Control |
| 2017-18      | Miami Dolphins, Offensive Quality Control                       |
| 2019         | Miami Dolphins, Quality Control                                 |
| 2020-21      | Miami Dolphins, Wide Receivers                                  |
| 2022-23      | Miami Dolphins, Quality Control                                 |
| <b>2024-</b> | <b>Tampa Bay Buccaneers, Pass Game Coordinator</b>              |

## MARAL JAVADIFAR

### DIRECTOR OF REHABILITATION/ PERFORMANCE COACH



Maral Javadifar enters her sixth season with the Tampa Bay Buccaneers in 2023, and her third as the team's director of rehabilitation/performance coach.

In her current role, Javadifar leads the rehabilitation of injured players, while continuing to focus on the Buccaneers' collaborative efforts to maximize athlete performance.

Skilled in the interplay between rehabilitation and training, she believes in an athlete-centered model that is focused on maximizing the potential of each player. She has a background in different forms of manual medicine, load management, physical assessments and motor learning. As a member of the Buccaneers Super Bowl-winning team in 2020, she joined Assistant Defensive Line Coach Lori Locust as the first woman on an NFL coaching staff to win a Super Bowl.

Since arriving in Tampa, Javadifar has supported the annual NFL Women's Careers in Football Forum, helping to connect and inspire female candidates currently working in college football roles with coaches and executives at NFL clubs. She has also encouraged participation in the Buccaneers Girls Flag Football Preseason Classic – the largest girls flag football tournament in the country.

Javadifar completed her sports physical therapy residency at Virginia Commonwealth University. Prior to her time at VCU, Javadifar worked as a performance physical therapist in the Virginia/DC area.

A native of Queens, New York, Javadifar played college basketball at Pace University in New York. After receiving a bachelor of science degree in molecular biology from Pace, Javadifar then earned her doctor of physical therapy degree from New York Medical College.

#### JAVADIFAR AT A GLANCE

| YEARS   | POSITION  |
|---------|---|
| 2019-21 | Tampa Bay Buccaneers, Assistant Strength & Conditioning /Physical Therapist |
| 2022-   | Tampa Bay Buccaneers, Director of Rehabilitation/Performance Coach          |

## RASHAD JOHNSON ASSISTANT SECONDARY



Rashad Johnson enters his third season with the Tampa Bay Buccaneers in 2024 as an assistant secondary coach.

In 2023, Johnson worked primarily with the cornerbacks, while taking the lead on the nickel corner position and mentoring undrafted defensive back Christian Izien to a share of the team lead with two interceptions in 2023. Izien became just the fourth undrafted player since 1967 with an interception in each of his first two career games. Cornerback Zyon McCollum also started a career high nine games in 2023 under Johnson's coaching, ranking second on the team with nine passes defended.

Johnson broke into coaching as a Bill Walsh Coaching Fellow with the Buccaneers during the 2022 offseason and was hired full-time as a defensive assistant following the conclusion of training camp. He contributed to a 2022 Tampa Bay defense that finished ninth in the NFL in pass defense, limiting opponents to 203.6 passing yards per game, and sixth in the league in fewest passing yards allowed per attempt (6.65). It marked the team's first season with a top 10 pass defense since 2010.

After entering the league as a third-round selection by the Arizona Cardinals in the 2009 NFL Draft, Johnson enjoyed an eight-year playing career as a defensive back for the Cardinals (2009-15) and Tennessee Titans (2016). He played in 114 career games, tallying 340 tackles, 15 interceptions, four fumble recoveries, three defensive touchdowns and two forced fumbles.

Johnson played collegiately at Alabama (2004-08), earning back-to-back first-team All-SEC honors in his final two seasons, in addition to an All-America selection his senior year. He later returned to his alma mater in 2018 as a sideline analyst for the Alabama radio network, while also serving as the director of player development (2018-20).

He is a native of Sulligent, Alabama, and resides in Tampa with his wife, Chelsea, and three kids: Hunter, Taylor and Jordan. He lives his life with a heart to inspire others through faith to become the best versions of themselves.

### JOHNSON AT A GLANCE

| YEARS        | POSITION  |
|--------------|---|
| 2004-08      | Alabama, Player   |
| 2009-15      | Arizona Cardinals, Player                               |
| 2016         | Tennessee Titans, Player                                |
| 2018-20      | Alabama, Director of Player Development                 |
| <b>2022</b>  | <b>Tampa Bay Buccaneers, Bill Walsh Coaching Fellow</b> |
| <b>2022</b>  | <b>Tampa Bay Buccaneers, Defensive Assistant</b>        |
| <b>2023-</b> | <b>Tampa Bay Buccaneers, Assistant Secondary</b>        |

## JEFF KASTL OFFENSIVE QUALITY CONTROL



Jeff Kastl enters his third season with the Tampa Bay Buccaneers in 2024 as the offensive quality control coach.

Easing the transition with a new offensive coordinator and a new quarterback in 2023, Kastl assisted a staff that guided Baker Mayfield to career highs in completions (364), completion percentage (64.3%), passing yards (4,044) and passing touchdowns (28). Mayfield finished top 10 in the league in passing yards, passing touchdowns and touchdown-to-interception ratio (2.8). As a group, Tampa Bay's offense ranked second in 2023 in fourth-down conversion percentage (66.7%) and 10th in third-down conversion percentage (41.5%).

In Kastl's first season in charge of offense quality control efforts for the Buccaneers in 2022, Tampa Bay led the league with the fewest number of sacks allowed (22.0), ranked third in lowest interception rate per pass attempt (1.3 percent), seventh in fourth down conversion rate (55.6 percent) and tied ninth for fewest fumbles (17). Additionally, the Buccaneers offense led the league in total receptions (499), ranked second in passing yards per game (269.8), and third in total passing first downs (240).

Kastl comes to Tampa Bay as offensive quality control coach following two seasons as offensive coordinator and quarterbacks coach at Indiana State University (2020-21). He previously spent four seasons at the University of Texas-San Antonio where he began his career as the wide receivers coach in 2016, prior to adding pass game coordinator duties in 2018, and later being promoted to offensive coordinator and quarterbacks coach in 2019. His receivers broke 10 school records during his three seasons mentoring the position group.

A former University of Michigan quarterback (2002-06), Kastl spent four seasons coaching in the Power Five conferences, working as an offensive assistant at LSU (2015), defensive analyst at his alma mater (2013-14), and as a graduate assistant at Auburn in 2012. Following a pair of Big Ten titles during his playing career at Michigan (2002-06), Kastl began his coaching career as a graduate assistant at Central Michigan (2007-08) before spending three years at Ashland University (2009-11).

A native of Clinton Township, Michigan, Kastl graduated from the University of Michigan with a bachelor's degree in sports management and communications, as well as a master's degree in sports management. He and his wife, Kate, have three daughters, Maeve, Hannah and Murphy.

### KASTL AT A GLANCE

| YEARS   | POSITION  |
|---------|---|
| 2002-06 | University of Michigan, Player  |
| 2007-08 | Central Michigan University, Graduate Assistant                       |
| 2009-10 | Ashland University, Running Backs/Tight Ends                          |
| 2011    | Ashland University, Offensive Coordinator                             |
| 2012    | Auburn University, Graduate Assistant                                 |
| 2013-14 | University of Michigan, Defensive Analyst                             |
| 2015    | Louisiana State University, Offensive Assistant                       |
| 2016-17 | University of Texas-San Antonio, Wide Receivers                       |
| 2018    | University of Texas-San Antonio, Pass Game Coordinator/Wide Receivers |
| 2019    | University of Texas-San Antonio, Offensive Coordinator/Quarterbacks   |
| 2020-21 | Indiana State, Offensive Coordinator/Quarterbacks                     |
| 2022-   | <b>Tampa Bay Buccaneers, Offensive Quality Control</b>                |

## THADDEUS LEWIS QUARTERBACKS



Thaddeus Lewis enters his second season as quarterbacks coach with the Buccaneers in 2024, after spending the prior two seasons as the team's assistant wide receivers coach.

In year one as Tampa Bay's quarterbacks coach, Lewis oversaw a Pro Bowl campaign for first-year Buccaneers quarterback Baker Mayfield, in which Mayfield set career highs in completions (364), completion percentage (63.4%), passing yards (4,044) and passing touchdowns (28) on his way to the 2023 Pro Football Writers of America Most Improved Player award. Mayfield finished seventh in the NFL in passing touchdowns, tied for eighth in passing first downs (188), ninth in passing yards, 10th in completions (364) and 10th in touchdown-to-interception ratio (2.8). With Lewis' instruction, Mayfield was 1-of-2 quarterbacks - alongside Dak Prescott of the Dallas Cowboys - to put forth 4,000+ passing yards and 25+ passing touchdowns while throwing for 10-or-fewer interceptions in 2023. In the 2023 playoffs, Mayfield posted a 106.5 passer rating - the highest career postseason passer rating by any player in franchise history. Mayfield became the only quarterback in club history to throw for 300-or-more yards and three-or-more passing touchdowns in a postseason contest, and he did so in each of the team's playoff contests.

Lewis' final year working with the wide receivers saw both Mike Evans (1,124) and Chris Godwin (1,023) surpass the 1,000-yard mark for the second consecutive season. That duo is one of just three pairs of teammates across the NFL to have put forth back-to-back 1,000-yard receiving seasons from 2020-21. In his return from ACL and MCL tears late in the 2021 season, Godwin set a career high with 104 receptions in 2022 - the second-most receptions in a single season in Buccaneers' team history. As a group, Tampa Bay wide receivers led the NFL in receptions (299) and ranked third among all wide receiver corps in yards (3,252) and first downs (166) for the league's second-ranked passing offense (269.8 pass yards per game).

In his first season as assistant wide receivers coach in 2021, Lewis worked alongside former wide receivers coach Kevin Garver to instruct the NFL's most-productive receiving corps, with Tampa Bay leading the league in receptions (492), receiving yards (5,383), receiving touchdowns (43) and receiving first downs (273). The Buccaneers had a pair of 1,000-yard receivers in Mike Evans (1,035) and Chris Godwin (1,103). In 14 games played, Godwin finished second in team history with his 98 receptions, while Evans secured a Pro Bowl selection after setting a franchise record with 14 receiving touchdowns.

Lewis began his NFL coaching career in Tampa Bay during the 2020 season as a representative of the Bill Walsh coaching fellow program, during which he worked as an assistant to the offense during the Buccaneers Super Bowl LV championship season.

Prior to arriving in Tampa Bay, Lewis began his coaching career by spending two years as an offensive analyst at UCLA under Chip Kelly from 2018-19.

Lewis was a four-year starter at quarterback for Duke (2006-09), where he set school records for career passing yards (10,065) and passing touchdowns (67) and added nine rushing touchdowns. He also set Duke's program record for most consecutive pass attempts without an interception at 206. He was a finalist for the Davey O'Brien Award - presented to the nation's top quarterback - in his senior season in 2009. Lewis then went on to spend parts of eight seasons in the NFL (2010-17) with the St. Louis Rams, Cleveland Browns, Detroit Lions, Buffalo Bills, Houston Texans, Philadelphia Eagles, San Francisco 49ers and Baltimore Ravens. He played in seven career games, making six starts, recording 115 completions for 1,296 passing yards and five passing touchdowns, adding one rushing touchdown.

Lewis is a native of Opa-locka, Florida.



## LEWIS AT A GLANCE

### YEARS

2006-09  
2010-11  
2011-13  
2013-14  
2015  
2016  
2017  
2018-19  
**2020**  
**2021-22**  
**2023-**

### POSITION

Duke, Player  
St. Louis Rams, Player  
Cleveland Browns, Player  
Buffalo Bills, Player  
Cleveland Browns/Houston Texans, Player  
Philadelphia Eagles, Player  
San Francisco 49ers/Baltimore Ravens, Player  
UCLA, Offensive Analyst  
**Tampa Bay Buccaneers, Coaching Fellow**  
**Tampa Bay Buccaneers, Assistant Wide Receivers**  
**Tampa Bay Buccaneers, Quarterbacks**

## BRYAN MCCLENDON

### WIDE RECEIVERS



Bryan McClendon begins his first season as wide receivers coach with the Tampa Bay Buccaneers in 2024.

McClendon joined Tampa Bay with 17 years of coaching experience, all at the collegiate level. He comes to the Buccaneers from his second stint at the University of Georgia, where he won a national championship in 2022 while serving as the team's pass game coordinator and wide receivers coach (2022-23).

During his most recent time with the Bulldogs, McClendon oversaw an offense that ranked second among Power Five schools in yards per game (498.9), third in points per game (40.6), fourth in yards per carry (5.4), sixth in passer rating (165.0), seventh in passing yards per game (300.4), and 10th in rushing yards per game (198.5).

Before his return to Georgia, McClendon was the pass game coordinator and wide receivers coach at the University of Oregon (2020-21), where he also served as the team's interim head coach during the 2021 season. Prior to joining Oregon, McClendon coached at the University of South Carolina (2016-19), working as the team's offensive coordinator and wide receivers coach.

McClendon started his coaching career at Georgia, where he held multiple titles, including graduate assistant (2007-08), running backs coach (2009-14), assistant head coach, wide receivers coach and pass game coordinator (2015) and interim head coach (2015). In 2014, McClendon was named National Recruiter of the Year by 247Sports following his recruitment of both Nick Chubb and Sony Michel in the same class.

He played collegiately for the Bulldogs (2002-05), appearing in 46 games as a wide receiver and bringing in 56 receptions for 830 yards and six touchdowns. During his time at Georgia, McClendon was a part of two SEC championship teams and played in four bowl games. His father, Willie McClendon, also played collegiately at Georgia, earning 1978 SEC Player of the Year honors and later going on to play four seasons for the Chicago Bears (1979-82).

McClendon and his wife, Amber, have three children: Bryan, Brooke and Brayden.

## MCCLENDON AT A GLANCE

### YEARS

2002-05  
2007-08  
2009-14  
2015  
2016-17  
2018-19  
2020-21  
2022-23  
**2024-**

### POSITION

Georgia, Player  
Georgia, Graduate Assistant - Offense  
Georgia, Running Backs  
Georgia, Assistant Head Coach/Wide Receivers/Pass Game Coordinator/Interim Head Coach  
South Carolina, Co-Offensive Coordinator/Wide Receivers  
South Carolina, Offensive Coordinator/Wide Receivers  
Oregon, Pass Game Coordinator/Wide Receivers/Interim Head Coach  
Georgia, Pass Game Coordinator/Wide Receivers  
**Tampa Bay Buccaneers, Wide Receivers**

## TOM MOORE

### SENIOR OFFENSIVE ASSISTANT



Tom Moore enters his sixth season with the Buccaneers in 2024 and his 46th NFL season overall.

Moore instructed yet another quarterback to a Pro Bowl selection in 2023, as first-year Buccaneers quarterback Baker Mayfield set career highs in completions (364), completion percentage (63.4%), passing yards (4,044) and passing touchdowns (28), earning the Pro Football Writers of America Most Improved Player award. Mayfield finished seventh in the NFL in passing touchdowns, tied for eighth in passing first downs (188), ninth in passing yards, 10th in completions (364) and 10th in touchdown-to-interception ratio (2.8). Mayfield joined Tom Brady (2022) as the only players in Tampa Bay's franchise history to put forth a season with 4,000+ passing yards, 25+ touchdown passes and 10-or-fewer interceptions - both seasons came under the mentorship of Moore.

During the 2023 offseason, Moore was recognized by the Pro Football Hall of Fame with an Award of Excellence for his contributions as an assistant coach in the league for over four decades.

Moore helped instruct quarterback Tom Brady in his final NFL season in 2022 – a season in which Brady finished third in the NFL with 4,694 passing yards, in addition to throwing 25 touchdown passes compared to just nine interceptions. In his three seasons working with Moore from 2020–22, Brady ranked second in passing yards (14,643), tied for third in passing touchdowns (108) and third in touchdown-to-interception ratio (3.27). He was one of just three quarterbacks to record 4,500+ passing yards and 25-or-more touchdowns in each of the past three seasons, joining Patrick Mahomes and Justin Herbert.

In 2021, Moore helped mentor Brady on his way to joining Drew Brees (2008) and Peyton Manning (2013) as the only players since 1991 to lead the league in passing yards, passing touchdowns, completions and attempts in a single season. Moore has overseen the league's passing leader four different times over the course of his NFL coaching career.

Moore has coached some of the NFL's best quarterbacks over his prolific career and 2020 was no different as Moore helped coach Brady to his NFL-record seventh Super Bowl title. Brady finished his first season in Tampa Bay ranked second in the league in completions (401), tied for second in touchdown passes (40), third in passing yards (4,633), sixth in passing touchdown percentage (6.6) and seventh in touchdown-to-interception ratio (3.33). Brady's 40 passing touchdowns set a new franchise record and were the most by a player in his first season with a team in NFL history. The Buccaneers ranked third in the NFL in points scored per game (30.8), fourth in passing yards per game (298.5) and seventh in total offense (384.1).

In his first season in Tampa Bay, Moore worked with a Buccaneers offense that led the league in passing yards and ranked third in total offense. Quarterback Jameis Winston threw for 5,109 yards in 2019, marking the third time a quarterback had led the league in passing yards under Moore's guidance.

Moore's coaching career dates to 1961 when he accepted his first coaching position at his alma mater, the University of Iowa. Following 13 seasons at the collegiate level and one year in the World Football League, Moore made the jump to the NFL as a wide receivers coach for the Pittsburgh Steelers in 1977. Over his 39 seasons in the NFL, his teams have earned 24 postseason appearances, 15 division titles and five Super Bowl appearances (four wins). He has coached a multitude of Hall of Fame players including Peyton Manning, Lynn Swann, John Stallworth, Terry Bradshaw, Franco Harris, Mike Webster, Barry Sanders, Marshall Faulk, Randall McDaniel, Cris Carter, Marvin Harrison and Edgerrin James. Moore has coached alongside three Super Bowl-winning head coaches – Chuck Noll, Mike Ditka, and Tony Dungy – all of whom are enshrined in Canton.

Moore also spent 13 seasons coaching NFL legend Peyton Manning from 1998–2010, during which Manning posted franchise records with 54,828 passing yards, 399 touchdowns, and 4,682 completions. Additionally, Manning won four of his five NFL MVP Awards (2003–04, 2008–09) under Moore's tutelage.

After earning All-American honors as a quarterback at Rochester (Minn.) High School, Moore played at Iowa (1957–60), winning a Rose Bowl and Big 10 title in 1958, and earning a share of another conference title in 1960. He earned a bachelor's degree in history at Iowa and a master's degree in guidance counseling at Dayton. In 2005, Moore was inducted into the Rochester, Minnesota, Sports Hall of Fame and in 2014, he was inducted into the Pennsylvania Sports Hall of Fame (Western Chapter) in recognition for his 13 seasons as an assistant coach with the Pittsburgh Steelers. In 2015, Moore was honored with the Pro Football Writers of America Paul "Dr. Z" Zimmerman Award for lifetime achievement as assistant coach in the NFL.

Moore and his wife, Emily, have two children, daughter, Terry, and son, Dan.

#### MOORE AT A GLANCE

| YEARS     | POSITION  |
|-----------|---|
| 1957–60   | Iowa, Player  |
| 1961–62   | Iowa, Freshmen Coach  |
| 1963      | 1st Cavalry Division (Korea), Head Coach  |
| 1964      | Ft. Benning Post Team Offense, Quarterbacks/Wide Receivers/Running Backs                  |
| 1965–68   | University of Dayton, Offensive Backfield/Wide Receivers                                  |
| 1969      | Wake Forest, Offensive Coordinator  |
| 1970–71   | Georgia Tech, Offensive Backfield   |
| 1972–73   | University of Minnesota, Quarterbacks/Running Backs                                       |
| 1974      | New York Stars (WFL), Offensive Coordinator   |
| 1975–76   | University of Minnesota, Offensive Coordinator  |
| 1977–82   | Pittsburgh Steelers, Wide Receivers   |
| 1983–89   | Pittsburgh Steelers, Offensive Coordinator  |
| 1990–93   | Minnesota Vikings, Assistant Head Coach/Offensive Coordinator/Quarterbacks/Wide Receivers |
| 1994–96   | Detroit Lions, Offensive Coordinator/Quarterbacks   |
| 1997      | New Orleans Saints, Running Backs   |
| 1998–2008 | Indianapolis Colts, Offensive Coordinator   |
| 2009–10   | Indianapolis Colts, Senior Offensive Coordinator/Consultant                               |
| 2011      | New York Jets, Offensive Consultant   |
| 2012      | Tennessee Titans, Offensive Consultant  |
| 2013–17   | Arizona Cardinals, Assistant Head Coach/Offensive Consultant                              |
| 2019–     | <b>Tampa Bay Buccaneers, Senior Offensive Assistant</b>                                   |

## JUSTIN PELLE TIGHT ENDS



Justin Peelle (pronounced 'peel') enters his first season with the Tampa Bay Buccaneers in 2024 as tight ends coach.

Pelle came to Tampa Bay with 11 years of prior NFL coaching experience. He most recently served as tight ends coach for the Atlanta Falcons (2021-23), where he coached Kyle Pitts to a Falcons single-season rookie receiving yards record (1,026 yards) and a Pro Bowl selection in his first season. Pitts' 2021 season paired him with Pro Football Hall of Famer Mike Ditka (1,067 in 1961) as the only rookie tight ends to eclipse 1,000 receiving yards in NFL history.

In 2023, Peelle's unit collectively led the league in receiving yards by a tight ends group (1,380), while ranking fifth in receptions (114) and tying for ninth as a group in touchdown receptions (seven).

Prior to his time in Atlanta, Peelle spent the previous six seasons as tight ends coach for the Philadelphia Eagles (2015-20) after beginning his NFL coaching career as an assistant tight ends coach with the Eagles from 2013-14. In Philadelphia, Peelle played a vital role in the development of three-time Pro Bowl tight end Zach Ertz. Peelle guided Ertz through his first eight NFL seasons, highlighted by a Super Bowl LII championship, in which Ertz hauled in the game-winning touchdown. In 2018, Ertz claimed the NFL record for single-season receptions by a tight end (116), a record that still stands to this day.

Coaching one of the NFL's best tight end duos from 2018-20 - Ertz and Dallas Goedert - Peelle's unit in Philadelphia led the league in both receptions (417) and receiving yards (4,388) during that span, in addition to ranking third in touchdown receptions (31).

Prior to entering the coaching ranks, Peelle enjoyed a 10-year NFL career of his own, appearing in 151 career games. He entered the league as a fourth-round selection (No. 103 overall) by the San Diego Chargers in the 2002 NFL Draft, where he played for four seasons (2002-05) before going on to play for the Miami Dolphins (2006-07), Falcons (2008-10) and San Francisco 49ers (2011).

Peelle played collegiately at Oregon (1998-2001), earning first-team All-Pac-10 honors as a senior. He and his wife, Sara, have two sons, Morris and Thompson, and one daughter, Ada.

### PEELLE AT A GLANCE

#### YEARS

1998-2001  
2002-05  
2006-07  
2008-10  
2011  
2013-14  
2015-20  
2021-23  
**2024-**

#### POSITION

Oregon, Player  
San Diego Chargers, Player  
Miami Dolphins, Player  
Atlanta Falcons, Player  
San Francisco 49ers, Player  
Atlanta Falcons, Assistant Tight Ends  
Philadelphia Eagles, Tight Ends  
Atlanta Falcons, Tight Ends  
**Tampa Bay Buccaneers, Tight Ends**

## SKIP PEEETE RUNNING BACKS



Peete begins his second season as running backs coach with the Tampa Bay Buccaneers in 2024.

In his first year with the Buccaneers in 2023, Peete coached second-year running back Rachaad White to a breakout season in which he recorded the fourth-most scrimmage yards among running backs (1,539) and tied for the seventh-most among all players, contributing 990 yards rushing and 549 yards receiving. White was 1-of-6 players to finish the season with 1,500+ scrimmage yards and nine-or-more touchdowns, joining Breece Hall, Tyreek Hill, CeeDee Lamb, Christian McCaffrey and Amon-Ra St. Brown. Among all running backs, White not only finished fourth in scrimmage yards, but also ranked first in catch percentage (91.4%), second in yards after catch (611), third in receiving yards and fourth in receptions (64). He also tied for the fourth-most 100-yard scrimmage games among running backs in 2023.

Prior to arriving in Tampa Bay, Peete spent the previous three seasons with the Dallas Cowboys (2020-22) as the team's running backs coach, leading a rushing attack that ranked fifth in yards after contact per rush (3.31), ninth in rushing touchdowns (53), 10th in rushing yards (6,205) and 11th in rushing yards per game (124.1).

In the 2022 campaign, the Cowboys ranked second in the NFL in rushing touchdowns (24) and eighth in rushing yards (2,298), while converting 63.9% of the team's third-down rush attempts -the fourth-highest rate in the league. The Cowboys were one of two teams whose running backs did not commit a fumble during the 2022 regular season, despite recording the sixth-most carries in the league.

Prior to joining the Cowboys, Peete served as the running backs coach for the Los Angeles Rams (2016-19), coaching Todd Gurley to two Pro Bowl selections, two first-team All-Pro selections and 2017 Associated Press Offensive Player of the Year honors. During his four seasons with Peete as his position coach, Gurley ranked first in the NFL in rushing touchdowns (48) and second in rushing yards (4,298).

In his two seasons as the running backs coach for the Chicago Bears (2013-14), Peete's top back, Matt Forte, led the NFL in scrimmage yards (3,779) and ranked fourth in rushing yards (2,377). Forte also set a record in 2014 for the most receptions by a running back in a single season (102).

Peete broke into the NFL coaching ranks as the running backs coach for the Oakland Raiders (1998-2006) before beginning his first stint in the same position with the Cowboys (2007-12). He also held collegiate positions as the running backs coach at UCLA (1996-97), wide receivers coach at Rutgers University (1995), wide receivers coach at Michigan State University (1993-94), running backs coach at the University of Pittsburgh (1991-92) and wide receivers coach at the University of Pittsburgh (1988-90).

Peete is a native of Phoenix, Arizona. He and his wife, Rebeca, have twins, Gisele and Reeco. He is the son of Willie Peete, who spent three seasons with the Buccaneers as the team's running backs coach (1992-94). His brother, Rodney, played 16 seasons in the NFL at quarterback for the Detroit Lions, Dallas Cowboys, Philadelphia Eagles, Washington, Oakland Raiders and Carolina Panthers.

#### PEETE AT A GLANCE

| YEARS     | POSITION                                   |
|-----------|--|
| 1981-82   | Arizona, Player                            |
| 1983-85   | Kansas, Player                             |
| 1988-89   | Pittsburgh, Graduate Assistant             |
| 1990      | Pittsburgh, Wide Receivers                 |
| 1991-92   | Pittsburgh, Running Backs                  |
| 1993-94   | Michigan State, Wide Receivers             |
| 1995      | Rutgers, Wide Receivers                    |
| 1996-97   | UCLA, Running Backs                        |
| 1998-2006 | Oakland Raiders, Running Backs             |
| 2007-12   | Dallas Cowboys, Running Backs              |
| 2013-14   | Chicago Bears, Running Backs               |
| 2016-19   | Los Angeles Rams, Running Backs            |
| 2020-22   | Dallas Cowboys, Running Backs              |
| 2023-     | <b>Tampa Bay Buccaneers, Running Backs</b> |

## BRIAN PICUCCI

### ASSISTANT OFFENSIVE LINE



Brian Picucci enters his first season with the Buccaneers in 2024 as assistant offensive line coach.

Picucci came to Tampa Bay with 29 years of coaching experience, including two years at the professional level. Most recently, Picucci spent time at the University of Kentucky, where he served as a quality control coach and worked closely with Buccaneers offensive coordinator Liam Coen.

Prior to his time with the Wildcats, Picucci served as the offensive coordinator and tight ends coach with the NFL Alumni Academy (2022) and as the wide receivers coach at Florida International University (2021). His last NFL coaching experience came with the Detroit Lions during the 2018-19 seasons, where he was the assistant tight ends coach and an offensive assistant under Matt Patricia.

Other stops on Picucci's coaching history include the University of Maine (2016-17), Becker College (2015), Widener University (2014), Central Connecticut State University (2013), the University of Massachusetts (1998-99, 2004-12), Northeastern University (2000-03), and Southern Connecticut State (1994-98). During his time at Massachusetts, Picucci was part of an offensive coaching staff that guided Coen to an All-American collegiate career, which included a trip to the 2006 Division I-AA National Championship Game.

Picucci played collegiately at Syracuse University (1989-93), playing fullback and tight end.

#### PICUCCI AT A GLANCE

| YEARS   | POSITION  |
|---------|---|
| 1989-93 | Syracuse, Player  |
| 1994-95 | Southern Connecticut State, Offensive Tackles/Tight Ends        |
| 1998    | Massachusetts, Offensive Line                                   |
| 1999    | Massachusetts, Interior Defensive Line                          |
| 2000-03 | Northeastern, Run Game Coordinator/Offensive Line               |
| 2004-08 | Massachusetts, Run Game Coordinator/Offensive Line              |
| 2009-12 | Massachusetts, Offensive Coordinator                            |
| 2013    | Central Connecticut State, Interim Head Coach                   |
| 2014    | Widener, Offensive Coordinator/Offensive Line                   |
| 2015    | Becker, Offensive Coordinator                                   |
| 2016    | Maine, Running Backs  |
| 2017    | Maine, Offensive Coordinator/Quarterbacks                       |
| 2018-19 | Detroit Lions, Offensive Assistant/Assistant Tight Ends         |
| 2021    | Florida International, Wide Receivers                           |
| 2022    | NFL Alumni Academy (XFL/USFL), Offensive Coordinator/Tight Ends |
| 2023    | Kentucky, Quality Control                                       |
| 2024-   | <b>Tampa Bay Buccaneers, Assistant Offensive Line</b>           |

## ANTHONY PIROLI HEAD STRENGTH & CONDITIONING



Anthony Piroli enters his sixth season as head strength & conditioning coach with the Tampa Bay Buccaneers in 2024. He was a member of the coaching staff for the Buccaneers Super Bowl LV championship season.

In his first season at the NFL level in 2019, Piroli directed the strength and conditioning aspects of the athlete performance overhaul that took place when the new coaching regime under then Head Coach Bruce Arians. Piroli and his staff created and implemented a comprehensive virtual workout program, involving two-way communication, which was used during the 2020 offseason, creating individualized workouts based on equipment availability and positional requirements.

Prior to arriving in Tampa Bay, Piroli spent the 2018 season working as the Head Strength & Conditioning Coach at Mississippi State, after having served as an assistant strength & conditioning coach for the Bulldogs in the 2014 season. Between his stints at Mississippi State, Piroli spent three seasons (2015-17) working as an assistant strength and conditioning coach for the Arizona Cardinals. A native of Aliquippa, Pennsylvania, Piroli began his coaching career at his alma mater, Indiana University of Pennsylvania, in 2007. From there he spent time at the University of Pittsburgh (2008-09) and working in the private sector in Pittsburgh (2009-11). Piroli was the co-owner and Director of Sports Performance at Evolution Sports Institute in Pittsburgh from 2011-14, before joining Mississippi State. He also served as a volunteer strength coach for Ohio State in the summer of 2013.

Piroli resides in Tampa with his wife, Justine, and their son Augustus Bruno.

### PIROLI AT A GLANCE

| YEARS        | POSITION  |
|--------------|---|
| 2007         | Indiana University Of Pennsylvania, Strength & Conditioning   |
| 2008-10      | Pittsburgh, Graduate Assistant Strength & Conditioning        |
| 2014         | Mississippi State, Assistant Strength & Conditioning          |
| 2015-17      | Arizona Cardinals, Assistant Strength & Conditioning          |
| 2018         | Mississippi State, Head Strength & Conditioning               |
| <b>2019-</b> | <b>Tampa Bay Buccaneers, Head Strength &amp; Conditioning</b> |

## NICK RAPONE SAFETIES



Nick Rapone begins his sixth season as safeties coach with the Tampa Bay Buccaneers in 2024.

With Rapone's coaching, Antoine Winfield Jr. put forth an Associated Press first-team All-Pro season in 2023, which also included first-team All-Pro accolades from Pro Football Focus, an NFC Defensive Player of the Month honor (December/January) and Good Morning Football's 'Undisputed Best Defensive Back in the League' distinction. In his fourth season, Winfield Jr. amassed 122 tackles (six for loss), 12 passes defensed, eight quarterback hits, 6.0 sacks, six forced fumbles four fumble recoveries and three interceptions. He finished the year with a share of the league lead in both forced fumbles and fumble recoveries, joining Haason Reddick (2022) as the only players to accomplish that feat since at least 2000. Among defensive backs in 2023, Winfield Jr. finished first in sacks, first in forced fumbles, first in fumble recoveries, tied for third in takeaways (seven) and third in quarterback hits. He earned a 91.2 grade from Pro Football Focus, putting him as the league's highest-graded safety in 2023.

In 2022, Winfield Jr. finished tied for second in the NFL among defensive backs with 4.0 sacks, bringing his career total to 9.0, which stands as the most career sacks by a safety in Buccaneers history. In addition to applying pressure to the quarterback, three of Tampa Bay's top six tackle-getters were safeties: Mike Edwards (82), Winfield Jr. (80) and Keanu Neal (61). Rapone's group contributed to a defense that finished sixth in the NFL in fewest yards allowed per pass attempt (6.65) and ninth in pass defense (203.6 opponent passing yards per game).

With Rapone as his position coach, Winfield Jr. joined Pro Football Hall of Famer Troy Polamalu as the only defensive backs since at least 2000 with 200+ tackles, 5.0-or-more sacks, four-plus interceptions and a Pro Bowl selection in their first three career seasons.

With Rapone leading the unit in 2021, the Buccaneers safeties combined to contribute seven interceptions, four forced fumbles and three fumble recoveries for a defense that ranked tied for fifth in the NFL in takeaways. The team's leader in takeaways, Winfield Jr. (three fumble recoveries, two interceptions), earned his first Pro Bowl selection in 2021 in just his second NFL season. Winfield Jr. became the first Buccaneers defensive back to be named to the Pro Bowl since Darrelle Revis in 2013.

The Buccaneers safety group became a reliable unit for Tampa Bay's defense under Rapone's guidance during the 2020 season, as stating safeties Jordan Whitehead and Winfield Jr. both started all 16 games for the Buccaneers. Rapone helped oversee the development of Winfield Jr. as he earned PFWA All-Rookie honors in his first season in Tampa Bay, while also being named the NFL's Defensive Rookie of the Month in September of 2020.

Winfield and Whitehead finished third and fourth, respectively, on the team in tackles during the 2020 regular season, contributing a combined 165 tackles (10 for loss), 10 passes defended, seven quarterback hits, 5.0 sacks, three interceptions, three forced fumbles and two fumble recoveries. Winfield joined Jamal Adams as the only NFL defensive backs with 75-or-more tackles and 3.0+ sacks in 2020.

The safeties continued to make an impact during Tampa Bay's four-game playoff run to a Super Bowl LV victory, as Mike Edwards, Whitehead and Winfield combined for three forced fumbles and two interceptions in the postseason for a defense that led the NFL with nine postseason takeaways.

In 2019, Rapone tutored a safety unit that overcame a slew of injuries to help Tampa Bay's defense shift from the 23rd-ranked defense through eight games to the eighth-best in the NFL over the final eight games (Weeks 10-17). Second-year safety Jordan Whitehead ranked tied for second on the team in run tackles with 25 on the year, helping to lead the NFL's top-ranked run defense.

Rapone was the defensive backs coach for the Arizona Cardinals from 2013-17. While in Arizona, Rapone worked with cornerback Patrick Peterson, a five-time Pro Bowl choice and a two-time first-team AP All-Pro selection (2013, 2015). Rapone also coached safety Tyrann Mathieu, who earned Pro Bowl and first-team AP All-Pro distinction in 2015.

During Rapone's time with Arizona, the team's pass defense was among the best in the NFL, holding opponents to a 61.0 completion percentage, the ninth-lowest mark in the league, and an 83.2 passer rating, the sixth-lowest in the NFL. The Cardinals were also one of the best teams in the NFL at intercepting passes, with the team's 86 interceptions ranking third during that span and their 14 interceptions returned for touchdowns tying for the league best.

Prior to joining the Cardinals, Rapone spent over 30 years as an assistant coach at the collegiate level. From 2006-12, he worked as the defensive coordinator and defensive backs coach at Delaware, earning the 2010 FootballScoop NCAA Division I FCS Coordinator of the Year after the Blue Hens led the FCS in scoring defense and ranking fifth in total defense.

A native of New Castle, Pennsylvania, Rapone played collegiately at Virginia Tech (1974-77). While with the Hokies, he played with Buccaneers Head Coach Bruce Arians in 1974, when Rapone was a freshman and Arians was a senior. Arians then worked as a graduate assistant (1975-76) and running backs coach (1977) while Rapone played.

Rapone began his coaching career as a graduate assistant at the University of Pittsburgh (1979-80), before going on to East Tennessee State (1981-82). Rapone reunited with Arians at Temple, coaching the Owls' secondary for six seasons (1983-88), while also serving as the team's defensive coordinator (1985-88). Following his time under Arians at Temple, Rapone returned to Pittsburgh (1989-92), then spent two seasons at New Castle (Pa.) High School (1993-94), before four seasons at Connecticut (1995-98). Rapone returned to Temple for a second stint in 1999, working as the school's secondary coach until his tenure at Delaware.

#### RAPONE AT A GLANCE

| YEARS     | POSITION  |
|-----------|---|
| 1974-77   | Virginia Tech, Player                           |
| 1979-80   | Pittsburgh, Graduate Assistant                  |
| 1981-82   | East Tennessee State, Defensive Backs           |
| 1983-88   | Temple, Defensive Coordinator/Secondary         |
| 1989-92   | Pittsburgh, Defensive Coordinator/Secondary     |
| 1993-94   | New Castle (PA) High School, Head Coach         |
| 1995-98   | Connecticut, Defensive Coordinator              |
| 1999-2005 | Temple, Secondary                               |
| 2006-12   | Delaware, Defensive Coordinator/Defensive Backs |
| 2013-17   | Arizona Cardinals, Defensive Backs              |
| 2019-     | <b>Tampa Bay Buccaneers, Safeties Coach</b>     |

## KEVIN ROSS CORNERBACKS COACH



Kevin Ross begins his sixth season as cornerbacks coach with the Tampa Bay Buccaneers in 2024.

With Ross' coaching, former 2022 fifth-round selection Zyon McCollum stepped up to set career highs in games played (17), games started (nine), passes defended (nine) and forced fumbles (two) in 2023 for a defense that lost nine starts due to injury from its starting cornerbacks.

In 2022, Ross' cornerback unit held a pair of Pro Bowl receivers in DeAndre Hopkins (four receiving yards) and CeeDee Lamb (29 yards) to season-low performances, in addition to limiting a number of notable pass-catchers across the league to under 50 yards receiving including: George Kittle (28 yards), Tee Higgins (33 yards), Tyler Lockett (42 yards) and Deebo Samuel (43 yards). In addition, Ross helped the continued development of cornerback Jamel Dean as he solidified his role as a full-time starter in 2022, starting a career-high 15 games on his way to earning a second contract in Tampa Bay. As a team, Tampa Bay finished ninth in the NFL in pass defense (203.6 opponent passing yards per game) and sixth in fewest yards allowed per pass attempt (6.65).

Due to injuries, the Buccaneers were forced to use 10 different players at the cornerback position in 2021 and went through 14 different starting lineup combinations among defensive backs in 17 games. Despite the constant changes in rotation, with Ross' coaching, five different primary cornerbacks were able to record at least one interception in 2021 for a team that finished eighth in the NFL in that category with 18. Tampa Bay's defense also limited opponents to 6.39 yards per attempt and 5.16 yards per play in 2021 - the third-best and fifth-best marks, respectively, in the league.

In 2020, Ross led one of the NFL's youngest cornerback units to a Super Bowl LV championship as corners Carlton Davis III, Jamel Dean and Sean Murphy-Bunting all made significant strides over the course of the 2020 season. The trio helped the Buccaneers to rank eighth in the league in yards allowed per pass play (6.39) – a statistic the team ranked 31st in prior to the arrival of Ross and the new coaching staff in 2019.

Davis registered new career highs with his four interceptions and 68 tackles during the 2020 regular season, in addition to his team-high 18 passes defended. Dean played in a career-high 14 games, starting seven, while tallying 59 tackles (two for loss), seven passes defended and an interception, which he returned for a touchdown. Murphy-Bunting played a critical role in the team's success during its four-game playoff run to a Super Bowl LV victory, as he collected an interception in each of Tampa Bay's first three postseason games. He joined Pro Football Hall of Famers Aeneas Williams (four-consecutive games) and Ed Reed, as well as Jason Sehorn, as the only four players in the Super Bowl era with an interception in each of their first three career postseason games. His three postseason interceptions are tied for the most in team history, while Tampa Bay's nine takeaways in the postseason led all teams.

Mentoring a young cornerback unit in 2019, Ross helped guide Murphy-Bunting to a PFWA All-Rookie selection after leading the team with three interceptions (returned for 88 yards and one touchdown), adding eight passes defended, one forced fumble, 1.0 sack and one tackle for loss. His cornerback counterparts, Carlton Davis and Jamel Dean, ranked second and tied for fourth in the league with 19 and 17 passes defended, respectively. As a team, the Buccaneers defense led the NFL with 96 passes defended in 2019.

Ross worked most recently with the Arizona Cardinals (2013-17), serving as the team's cornerbacks coach. During his tenure with the Cardinals, Ross worked with All-Pro cornerback Patrick Peterson, who earned a Pro Bowl berth in all five years under Ross, as well as two first-team AP All-Pro selections (2013, 2015). Ross also coached cornerback Antonio Cromartie to a Pro Bowl berth in 2014.

During Ross' time with Arizona, the team's pass defense was among the best in the NFL, holding opponents to a 61.0 completion percentage, the ninth-lowest mark in the league, and an 83.2 passer rating, the sixth-lowest in the NFL. The Cardinals were also one of the best teams in the NFL at intercepting passes, with the team's 86 interceptions ranking third during that span and their 14 interceptions returned for touchdowns tying for the league best.

Prior to joining Arizona, Ross coached safeties with the Oakland Raiders (2010-11), with safety Tyvon Branch leading the team in tackles both seasons. His time with Oakland followed one season as an assistant for the New York Sentinels of the United Football League (2009). From 2007-08, Ross was an assistant secondary/quality control coach with the San Diego Chargers. In 2007, San Diego led the NFL in interceptions for the first time in franchise history.

Ross began his NFL coaching career with the Minnesota Vikings in 2002 as part of the Bill Walsh NFL Minority Coaching Fellowship. From 2003-05, he worked as the Vikings' assistant secondary coach.

A 14-year NFL veteran and two-time Pro Bowl selection, Ross was a seventh-round (173rd overall) selection of the Kansas City Chiefs in the 1984 NFL Draft. He spent 11 seasons with Kansas City (1984-93, 1997), along with two seasons in Atlanta (1994-95) and one in San Diego (1996). He was inducted into the Chiefs Hall of Fame in 2011.

After his playing career concluded, Ross coached high school football at Camden High School (1999-2000) and Woodrow Wilson High (2001-02) in his native Camden, N.J. A standout at Paulsboro High School (Paulsboro, N.J.), Ross went on to play collegiately at Temple.

## ROSS AT A GLANCE

### YEARS

1980-83  
1984-93  
1994-95  
1996  
1997  
1999-2000  
2001-02  
2003-05  
2007-08  
2009  
2010-11  
2013-17  
**2019-**

### POSITION

Temple, Player  
Kansas City Chiefs, Player  
Atlanta Falcons, Player  
San Diego Chargers, Player  
Kansas City Chiefs, Player  
Camden High School, Assistant  
Woodrow Wilson High School, Assistant  
Minnesota Vikings, Secondary  
San Diego Chargers, Assistant Secondary/Quality Control  
New York Sentinels (UFL), Assistant Coach  
Oakland Raiders, Safeties  
Arizona Cardinals, Cornerbacks  
**Tampa Bay Buccaneers, Cornerbacks**

## JORDAN SOMERVILLE ASSISTANT QUARTERBACKS



Jordan Somerville begins his second season in the NFL with the Tampa Bay Buccaneers in 2024 as assistant quarterbacks coach.

In his first season coaching at the NFL level, Somerville assisted Quarterbacks Coach Thad Lewis in putting together a Pro Bowl campaign for first-year Tampa Bay quarterback Baker Mayfield. He set career highs in completions (364), completion percentage (63.4%), passing yards (4,044) and passing touchdowns (28) on his way to the 2023 Pro Football Writers of America Most Improved Player award.

In 2022, Somerville was an offensive analyst at the University of Oregon, assisting an offense that ranked sixth among Power 5 programs in scrimmage yards per game (500.5) and 10th in points per game (38.8). With Somerville working alongside the quarterback unit, Oregon starter Bo Nix finished fourth among all Power 5 quarterbacks in passer rating (165.7), while also finishing top 10 in passing yards (3,593), passing yards per attempt (8.78) and passing touchdowns (29).

Prior to his season in Eugene, Somerville served as running backs coach and recruiting coordinator at the University of New Mexico for two seasons (2020-21). He began his coaching career as the run game coordinator/offensive line coach at the American Leadership Academy (2016) in Queen Creek, Arizona, before spending three seasons at Arizona State as a student assistant (2017-18) and graduate assistant (2019).

The Tempe, Arizona, native graduated from Arizona State in 2019, and resides with his wife, Makenzie and daughter, Jaedyn.

## SOMERVILLE AT A GLANCE

| YEARS   | POSITION   |
|---------|--|
| 2016    | American Leadership Academy, Run Game Coordinator/Offensive Line |
| 2017-18 | Arizona State, Student Assistant                                 |
| 2019    | Arizona State, Graduate Assistant                                |
| 2020-21 | University of New Mexico, Running Backs/Recruiting Coordinator   |
| 2022    | Oregon, Offensive Analyst  |
| 2023-   | <b>Tampa Bay Buccaneers, Assistant Quarterbacks</b>              |

## KEITH TANDY DEFENSIVE/SPECIAL TEAMS ASSISTANT



Keith Tandy begins his fifth season as defensive/special teams assistant with the Tampa Bay Buccaneers in 2024.

Tandy coached rookie defensive back Josh Hayes to a league-leading 14 special teams tackles in 2023, the most by any Tampa Bay player in a single season since 2014. Hayes also became the first Buccaneer to lead the league in special teams tackles since Dwight Smith tied for the league lead in 2001. Additionally, Tandy guided new Buccaneers kicker Chase McLaughlin to a franchise single-season record for field goal percentage (93.5%) and punter Jake Camarda to a team single-season record for yards per punt (50.1). Camarda led the league in punts of 60+ yards with 18, while McLaughlin ranked tied for seventh in field goal percentage on the year, converting 29-of-31 field goals attempted and all 33 extra-points attempted.

During the 2022 season, Tandy helped develop a number of rookies into core special teams players, with Buccaneers rookies leading all NFL rookie classes in total special teams tackles (44) and finishing with the fifth-most special teams snaps as a class (1,506). Individually, rookie tight end Ko Kieft recorded 11 special teams tackles, which tied for the third-most among all rookies in 2022. Tandy also helped to mold a punt return unit that finished second in the NFL in total return yards (391) and 10th in punt return average (10.3 yards per return).

In 2021, Tandy helped develop and mentor rookie wide receiver Jaelon Darden into becoming the team's leader in both kick returning (359) and punt returning (142). His 359 kickoff return yards were the most by a Buccaneers' returner since Bobby Rainey in 2015. Darden's 43-yard punt return in Week 7 was the eighth-longest punt return by any player during the 2021 NFL season.

Tandy was a member of the coaching staff for Tampa Bay's Super Bowl LV championship season in his first year with the team in 2020. During the team's playoff run, Tandy assisted with a special teams unit that helped Jaydon Mickens set a franchise record for the most kickoff return yards in a single postseason, with 222. Mickens' 121 kick return yards in the NFC Championship Game vs. Green Bay also set a single-game franchise playoff record. In Week 3 of the regular season, Patrick O'Connor blocked a Denver Broncos' punt, marking the team's first punt block since December 27, 2015.

Prior to arriving in Tampa Bay, Tandy most recently worked at his alma mater, West Virginia, as an intern with the football program, after beginning his coaching career at Bishop McLaughlin Catholic High School in Spring Hill, Florida in 2019.

Prior to entering the coaching ranks, Tandy enjoyed a seven-year NFL career as a safety with the Tampa Bay Buccaneers (2012-17) and Atlanta Falcons (2018). Over 90 career games, including 15 starts, Tandy amassed 179 tackles, 14 passes defended, eight interceptions, two fumble recoveries, one forced fumble and 1.0 sack. Tandy was also played a key role on special teams throughout his career, recording multiple special teams tackles in each of his six seasons with the Buccaneers.

Tandy entered the NFL as a sixth-round pick (174th overall), following his collegiate career as defensive back for West Virginia, in which he recorded 188 tackles (eight for loss), 13 interceptions, 37 passes defended, one forced fumble and one fumble recovery over 45 career games (2008-11) on his way to two first team All-Big East selections. He graduated from West Virginia in 2011 with a bachelor's degree in Biology.

A native of Hopkinsville, Ky., and the youngest of four, Tandy was a three-sport athlete at Christian County High School, playing football, basketball and baseball. He threw a single-season record 32 touchdown passes as a senior in 2007.

He and his wife, Melissa, have three children, Julian, Penelope and Gianna.



**TANDY AT A GLANCE**

| YEARS        | POSITION   |
|--------------|--|
| 2008-11      | West Virginia University, Player                               |
| 2012-17      | Tampa Bay Buccaneers, Player                                   |
| 2018         | Atlanta Falcons, Player  |
| 2019         | Bishop McLaughlin Catholic High School, Defensive Coordinator  |
| 2019         | West Virginia University, Football Intern                      |
| <b>2020-</b> | <b>Tampa Bay Buccaneers, Defensive/Special Teams Assistant</b> |

**JOHN VAN DAM  
PASS GAME ASSISTANT**



John Van Dam begins his sixth season with the Tampa Bay Buccaneers in 2024, and his first as pass game assistant.

Leading the tight ends room in 2023, Van Dam coached second-year tight end Cade Otton to career highs in receptions (47), receiving yards (455) and receiving touchdowns (four). In the playoffs, Otton led the team with 13 receptions, amassing 154 yards and a touchdown reception. His 154 yards were the second-most by a Tampa Bay player in a single postseason, trailing only Cameron Brate's 175 receiving yards during the Buccaneers run to a Super Bowl LV title following the 2020 season.

In Van Dam's first season as tight ends coach for the Buccaneers in 2022, he led a group of tight ends that combined for a total of 72 receptions for 673 yards and four touchdowns. Individually, Otton led all rookies at his position in receptions (42), ranked third in receiving yards (391), and fourth in receiving yards per game (24.4). Otton's 42 receptions were the second-most by a rookie tight end in franchise history.

In 2021, Van Dam served as assistant tight ends coach - his first season working specifically with that unit. Tampa Bay's tight end corps combined for 1,182 receiving yards and 11 receiving touchdowns in 2021 for an offense that finished first in each of those categories as a team. Individually, tight end Rob Gronkowski finished third among all tight ends with 66.8 receiving yards per game, and his 55 receptions and 802 receiving yards were each his most in a season since 2017.

Van Dam was promoted from offensive quality control coach to assistant tight ends coach following Tampa Bay's Super Bowl LV championship season in 2020. During the 2020 season, Van Dam assisted the league's second-ranked scoring offense (30.2 offensive points per game). The Buccaneers scored 30-or-more points in 12 games between the regular season and postseason - including seven-consecutive 30-point games to finish the season - which were the second-most such games in the NFL in 2020. Tampa Bay ranked fourth in the NFL with a +137 point differential during the regular season. In addition to the scoring, the Buccaneers finished fourth in passing yards per game (298.5), seventh in total offense (384.1), seventh in red zone efficiency (68.9%), seventh in yards per play (6.0) and 10th in first downs per game (22).

In his first season handling quality control efforts for the Buccaneers, Tampa Bay finished first in the league in passing offense (302.8 ypg), third in total offense (397.9 ypg) and tied for third in points scored per game (28.6 ppg). Van Dam spent a lot of time working closely with the tight end and quarterback groups, where starting quarterback Jameis Winston threw for a franchise record 5,109 yards passing and 33 touchdowns.

Van Dam came to Tampa Bay from Lafayette (Pa.) College, where he served as offensive coordinator and quarterbacks coach in 2018. Prior to that, Van Dam was the offensive coordinator for Southern Illinois for two seasons (2016-17). In 2016, the Salukis led the Missouri Valley Conference in total offense (470.2 yards per game), ranked second in points per game (30.9), and set a school record and led the Missouri Valley Conference in passing yards in a season with 3,660.

Before arriving at Southern Illinois, Van Dam served as offensive quality control assistant and assistant quarterbacks coach at the University of Florida in 2015 and served in a similar role at the University of Michigan in 2014. That followed two seasons at the University of Alabama, where he was an offensive graduate assistant, primarily working with wide receivers and running the offensive and special teams scout teams. During his time with the Crimson Tide, the program won the SEC title in 2012 and the 2013 BCS National Championship. Van Dam was also a graduate assistant and tight ends coach at Augustana (SD) College in 2008 and 2009 before being promoted to wide receivers coach in 2010 and 2011.

A native of East Lansing, Mich., Van Dam played quarterback at Michigan State, where he earned Academic All-Big 10 honors from 2006-08. He and his wife, Heather, have three children - daughters, Vada and Julia, and a son, Joseph.

**VAN DAM AT A GLANCE**

| YEARS          | POSITION  |
|----------------|---|
| 2006-08        | Michigan State, Player  |
| 2008-09        | Augustana (SD) College, Graduate Assistant/Tight Ends           |
| 2010-11        | Augustana (SD) College, Passing Game Coordinator/Wide Receivers |
| 2012-13        | Alabama, Offensive Graduate Assistant                           |
| 2014           | Michigan, Offensive Assistant                                   |
| 2015           | Florida, Offensive Quality Control/Assistant Quarterbacks       |
| 2016-17        | Southern Illinois, Offensive Coordinator                        |
| 2018           | Lafayette (Pa.) College, Offensive Coordinator/Quarterbacks     |
| <b>2019-20</b> | <b>Tampa Bay Buccaneers, Offensive Quality Control</b>          |
| <b>2021</b>    | <b>Tampa Bay Buccaneers, Assistant Tight Ends</b>               |
| <b>2022-23</b> | <b>Tampa Bay Buccaneers, Tight Ends</b>                         |
| <b>2024-</b>   | <b>Tampa Bay Buccaneers, Pass Game Assistant</b>                |

## CHAD WADE

### ASSISTANT STRENGTH & CONDITIONING



Chad Wade begins his 11th season as assistant strength & conditioning coach with the Tampa Bay Buccaneers in 2024. He was a member of the coaching staff for the Buccaneers Super Bowl LV Championship season in 2020.

Wade joined the team following 18 years (1996-2013) at the University of Nebraska. During that time Wade served as the assistant strength coach and strength coach for the men's and women's basketball teams, as well as helped coordinate workouts for the football team.

Wade graduated from Nebraska Wesleyan University with a bachelor's degree in sports management and minor in psychology (1996). He also was a member of the football team for two years (1992-94). Wade earned the designation of Master Strength and Conditioning Coach from the Collegiate Strength and Conditioning Coaches Association in 2013. Wade is married to Amber and the couple has three children, Burgess, William and Jet.

#### WADE AT A GLANCE

| YEARS     | POSITION   |
|-----------|--|
| 1992-94   | Nebraska Wesleyan University, Player                                   |
| 1996-2013 | University of Nebraska, Assistant Strength and Conditioning Coach      |
| 2014-     | <b>Tampa Bay Buccaneers, Assistant Strength and Conditioning Coach</b> |

## DEANDRE WARD SR.

### ASSISTANT STRENGTH & CONDITIONING



DeAndre Ward Sr. enters his third season as assistant strength & conditioning coach with the Tampa Bay Buccaneers in 2024.

Ward joined Tampa Bay after spending two seasons as assistant strength & conditioning coach at Mississippi State from 2020-21. He began his coaching career as assistant strength & conditioning coach for the Cincinnati Bearcats from 2018-19.

Beginning his career as a walk-on in 2013 at Mississippi State, Ward later earned a full scholarship to play linebacker for the Bulldogs, spending four seasons in Starkville (2013-16), and recording 79 tackles (five for loss), 1.5 sacks and one interception, which he returned for a touchdown. Ward played in a bowl game every season of his collegiate career and was part of the 2014 Mississippi State team that reached the No. 1 overall ranking in the country.

He and his wife, Meagan, have two sons, JR and Daylin, and a daughter, Vonne.

#### WARD AT A GLANCE

| YEARS   | POSITION   |
|---------|--|
| 2013-16 | Mississippi State University, Player                                   |
| 2018-19 | University of Cincinnati, Assistant Strength & Conditioning Coach      |
| 2020-21 | Mississippi State, Assistant Strength & Conditioning Coach             |
| 2022-   | <b>Tampa Bay Buccaneers, Assistant Strength and Conditioning Coach</b> |

# ALL-TIME COACHES ROSTER

|                       |  |                |
|-----------------------|--|----------------|
| Brian Angelichio      | Tight Ends   | 2012-13        |
| Bruce Arians          | Head Coach   | 2019-21        |
| Keith Armstrong       | Special Teams Coordinator                          | 2019-23        |
| Marcus Arroyo         | Quarterbacks                                       | 2014           |
| Mark Asanovich        | Strength and Conditioning                          | 1996-01        |
| <b>Tim Atkins</b>     | <b>Defensive Quality Control</b>                   | <b>2019-21</b> |
|                       | <b>Assistant Secondary</b>                         | <b>2022-</b>   |
| Wendell Avery         | Offensive Assistant                                | 1999-00        |
| Mike Bajakian         | Quarterbacks                                       | 2015-18        |
| Joe Baker             | Defensive Backs                                    | 2009           |
|                       | Linebackers  | 2010-11        |
| Butch Barry           | Assistant Offensive Line                           | 2015-18        |
| Joe Barry             | Linebackers  | 2001-06, 2009  |
| Tom Bass              | Linebackers  | 1977           |
|                       | Defensive Coordinator/Linebackers                  | 1978-80        |
|                       | Defensive Coordinator                              | 1981           |
| Jeremy Bates          | Offensive Quality Control                          | 2002-03        |
|                       | Assistant Quarterbacks                             | 2004           |
|                       | Defensive Coordinator                              | 2009           |
| Jim Bates             | Linebackers  | 1992-95        |
| Maxie Baughan         | Offensive Line                                     | 1987-88        |
| Larry Beightol        | Head Coach/Vice President                          | 1985-86        |
| Leeman Bennett        | Offensive Quality Control                          | 2006-07        |
| Tim Berbenich         | Assistant Running Backs                            | 2008           |
|                       | Assistant Wide Receivers                           | 2009-11        |
| <b>Cory Bickey</b>    | <b>Assistant Strength and Conditioning</b>         | <b>2020-</b>   |
| Richard Bisaccia      | Special Teams                                      | 2002-05        |
|                       | Special Teams Coordinator                          | 2006-07        |
|                       | Associate Head Coach/Special Teams & Running Backs | 2008           |
|                       | Associate Head Coach/Special Teams Coordinator     | 2009-10        |
| John Bobo             | Offensive Assistant                                | 1987-88        |
|                       | Offensive Line                                     | 1989-90        |
| Chris Boniol          | Specialists  | 2019-22        |
| Dave Borgonzi         | Defensive Quality Control                          | 2014-17        |
| Bob Bostad            | Offensive Line                                     | 2012-13        |
| <b>Todd Bowles</b>    | <b>Defensive Coordinator</b>                       | <b>2019-21</b> |
|                       | <b>Head Coach</b>                                  | <b>2022-</b>   |
| Gus Bradley           | Defensive Quality Control                          | 2006           |
|                       | Linebackers  | 2007-08        |
| Tommy Brasher         | Defensive Line                                     | 1990           |
| Danny Breyer          | Defensive Assistant                                | 2017-18        |
| Greg Brown            | Offensive Aide                                     | 1985-86        |
| Kippy Brown           | Running Backs                                      | 1995           |
| Willie Brown          | Wide Receivers                                     | 1976, 1978     |
|                       | Running Backs                                      | 1977           |
| Fred Bruney           | Assistant Head Coach/Defensive Coordinator         | 1990           |
| John Brunner          | Offensive Moderator                                | 1984           |
| Brentson Buckner      | Defensive Line                                     | 2018           |
| Greg Burns            | Defensive Backs                                    | 2006           |
| Jay Butler            | Head Strength and Conditioning                     | 2012-13        |
| Earnest Byner         | Running Backs                                      | 2012-13        |
| Gill Byrd             | Cornerbacks  | 2014-15        |
| Jim Caldwell          | Quarterbacks                                       | 2001           |
| Mike Caldwell         | Inside Linebackers                                 | 2019-21        |
| Louis Campbell        | Defensive Assistant                                | 1989           |
| Dave Canales          | Offensive Coordinator                              | 2023           |
| <b>Kevin Carberry</b> | <b>Offensive Line</b>                              | <b>2024-</b>   |
| Bob Casullo           | Tight Ends   | 2007-08        |
| George Chaump         | Running Backs                                      | 1979-81        |
| Mike Chiurco          | Assistant to the Head Coach                        | 2019-22        |
|                       | Defensive Assistant                                | 2023           |
| Clyde Christensen     | Tight Ends   | 1996-98        |
|                       | Quarterbacks                                       | 1999-00        |
|                       | Offensive Coordinator                              | 2001           |
|                       | Quarterbacks                                       | 2019-22        |

|                        |  |                |
|------------------------|--|----------------|
| Michael Christianson   | Assistant Offensive Line/Offensive Quality Control   | 2002           |
| Rick Christophel       | Tight Ends   | 2019-21        |
|                        | Senior Offensive Assistant                           | 2022           |
| Ken Clarke             | Defensive Line                                       | 1994-95        |
| Bill Clay              | Defensive Assistant                                  | 1987           |
| <b>Liam Coen</b>       | <b>Offensive Coordinator</b>                         | <b>2024-</b>   |
| Joel Collier           | Offensive Assistant                                  | 1990           |
| Ron Cooper             | Defensive Backs                                      | 2012           |
| Mark Cotney            | Defensive Aide                                       | 1986           |
| Bryan Cox              | Defensive Front Seven                                | 2012           |
|                        | Pass Rush Specialist                                 | 2013           |
| Johnny Cox             | Defensive Quality Control                            | 2008           |
| Larry Coyer            | Assistant Head Coach/Defensive Line                  | 2007           |
|                        | Assistant Head Coach                                 | 2008           |
| Sylvester Croom        | Running Backs  | 1987-90        |
| Joe Cullen             | Defensive Line                                       | 2014-15        |
| David Culley           | Wide Receivers                                       | 1994-95        |
| Joe Diance             | Strength and Conditioning                            | 1984-86        |
| Boyd Dowler            | Receivers  | 1980-82        |
|                        | Quarterbacks   | 1983-84        |
| Mike DuBose            | Defensive Line                                       | 1987-89        |
| Mark Duffner           | Linebackers  | 2016-18        |
| Tony Dungy             | Head Coach   | 1996-01        |
| Les Ebert              | Strength and Conditioning Assistant                  | 1999-01        |
| <b>George Edwards</b>  | <b>Outside Linebackers</b>                           | <b>2023-</b>   |
| Herman Edwards         | Assistant Head Coach/Defensive Backs                 | 1996-00        |
| Frank Emanuel          | Special Teams  | 1982           |
|                        | Kicking Teams  | 1983           |
| Jon Embree             | Tight Ends   | 2014-16        |
| <b>Sarah Evans</b>     | <b>Senior Manager of Coaching Operations</b>         | <b>2023-</b>   |
| Ejiro Evero            | Defensive Quality Control                            | 2007-09        |
| Jeff Fitzgerald        | Defensive Assistant                                  | 1990-92        |
|                        | Defensive/Offensive/Administrative Assistant         | 1993           |
| <b>Joey Fitzgerald</b> | <b>Defensive Quality Control</b>                     | <b>2022-</b>   |
| P.J. Fleck             | Wide Receivers                                       | 2012           |
| Chris Foerster         | Offensive Line                                       | 1996-01        |
| Wayne Fontes           | Secondary  | 1976-81        |
|                        | Defensive Coordinator/Secondary                      | 1982-83        |
|                        | Assistant Head Coach/Defensive Coordinator/Secondary | 1984           |
| <b>Larry Foote</b>     | <b>Outside Linebackers</b>                           | <b>2019-21</b> |
|                        | <b>Pass Game Coordinator/Inside Linebackers</b>      | <b>2022-</b>   |
| Jethro Franklin        | Defensive Line                                       | 2006           |
| Bob Fraser             | Linebackers  | 2012           |
|                        | Assistant Defensive Coordinator                      | 2013           |
| Leslie Frazier         | Defensive Coordinator                                | 2015           |
| Jerry Frei             | Offensive Line                                       | 1976-77        |
| Dennis Fryzell         | Special Teams  | 1976-77        |
| Skyler Fulton          | Offensive Assistant                                  | 2017           |
|                        | Assistant Wide Receivers                             | 2018           |
| Phil Galiano           | Assistant Special Teams                              | 2012-13        |
| John Garrett           | Wide Receivers                                       | 2013           |
| Kevin Garver           | Wide Receivers                                       | 2019-22        |
| Joe Gibbs              | Offensive Coordinator/Offensive Backs                | 1978           |
| Abe Gibron             | Defensive Coordinator/Defensive Line                 | 1976           |
|                        | Chief Assistant/Defensive Line                       | 1977-80        |
|                        | Defensive Line                                       | 1981-84        |
| Garrett Giomont        | Strength and Conditioning                            | 2003-05        |
| Joe Gilbert            | Offensive Line                                       | 2019-23        |
| Bob Gilmartin          | Assistant Strength and Conditioning                  | 2012-13        |
| Harold Goodwin         | Assistant Head Coach/Run Game Coordinator            | 2019-23        |
| Doug Graber            | Defensive Coordinator/Secondary                      | 1987-89        |
| Dennis Green           | Strength and Conditioning Assistant                  | 1992           |
| Cody Grimm             | Defensive/Special Teams Assistant                    | 2019-21        |
| <b>Josh Grizzard</b>   | <b>Pass Game Coordinator</b>                         | <b>2024-</b>   |
| Zack Grossi            | Offensive Quality Control                            | 2017-18        |
| Jay Gruden             | Offensive Assistant                                  | 2002-08        |
| Jim Gruden             | Running Backs  | 1982-83        |
| Jon Gruden             | Head Coach   | 2002-08        |

|                         |   |                |
|-------------------------|---|----------------|
| Nathaniel Hackett       | Offensive Quality Control                           | 2006-07        |
| Paul Hackett            | Quarterbacks  | 2005-07        |
| Jeff Hafley             | Assistant Defensive Backs                           | 2012           |
|                         | Safeties  | 2013           |
| Ray Hamilton            | Defensive Line Assistant                            | 1991           |
| Tim Harkness            | Receivers   | 1991           |
| Jay Hayes               | Defensive Line                                      | 2016-17        |
| Andrew Hayes-Stoker     | Wide Receivers                                      | 2014-15        |
| Kim Helton              | Offensive Line                                      | 1983-86        |
| Jon Hoke                | Secondary   | 2016-18        |
| Tim Holt                | Offensive Assistant                                 | 2010           |
|                         | Assistant Offensive Line                            | 2011           |
| Skip Husbands           | Offensive Line                                      | 1976-78        |
| Brad Idzik              | Wide Receivers                                      | 2023           |
| Harold Jackson          | Wide Receivers                                      | 1992-93        |
| <b>Maral Javadifar</b>  | <b>Assistant Strength &amp; Conditioning</b>        | <b>2019-21</b> |
|                         | <b>Director of Rehabilitation/Performance Coach</b> | <b>2022-</b>   |
| Bill Johnson            | Offensive Line                                      | 1979-82        |
| <b>Rashad Johnson</b>   | <b>Defensive Assistant</b>                          | <b>2022-</b>   |
| Kent Johnston           | Strength and Conditioning                           | 1987-91        |
| Amos Jones              | Assistant Special Teams                             | 2019           |
| Nate Kaczor             | Special Teams Coordinator                           | 2016-18        |
| <b>Jeff Kastl</b>       | <b>Offensive Quality Control</b>                    | <b>2022-</b>   |
| Dave Kennedy            | Head Strength and Conditioning                      | 2014-18        |
| Chris Keenan            | Assistant Strength and Conditioning                 | 2009-11        |
| Eddie Khayat            | Defensive Line                                      | 1992-93        |
| Monte Kiffin            | Defensive Coordinator                               | 1996-2008      |
| Joe Kines               | Outside Linebackers                                 | 1987-88        |
|                         | Linebackers   | 1989-90        |
| Roger Kingdom           | Speed & Conditioning                                | 2019-21        |
| Dirk Koetter            | Offensive Coordinator                               | 2015           |
|                         | Head Coach  | 2016-18        |
| Bill Kollar             | Kicking Teams                                       | 1984           |
| Aaron Komarek           | Strength and Conditioning Assistant                 | 1996-99        |
| Aaron Kromer            | Senior Assistant                                    | 2005           |
|                         | Senior Assistant/Offensive Line                     | 2006-07        |
| Phil Krueger            | Offensive Backs                                     | 1976           |
|                         | Research and Development                            | 1977-78        |
|                         | Assistant to the President/Special Teams            | 1979-80        |
| Hank Kuhlmann           | Offensive Coordinator/Running Backs                 | 1991           |
| Jimmy Lake              | Assistant Defensive Backs                           | 2006-07        |
|                         | Defensive Backs                                     | 2010-11        |
| Don Lawrence            | Defensive Line                                      | 1985-86        |
| Byron Leftwich          | Offensive Coordinator                               | 2019-22        |
| <b>Thaddeus Lewis</b>   | <b>Assistant Wide Receivers</b>                     | <b>2021-22</b> |
|                         | <b>Quarterbacks</b>                                 | <b>2023-</b>   |
| Bob Ligashesky          | Special Teams Coordinator                           | 2012           |
| Dale Lindsey            | Linebackers   | 1991           |
| Lori Locust             | Assistant Defensive Line                            | 2019-22        |
| Steve Logan             | Running Backs                                       | 2009-11        |
| Steve Loney             | Assistant Offensive Line                            | 2012-13        |
| Alan Lowry              | Special Teams/Tight End                             | 1991           |
| Tem Lukabu              | Defensive Assistant                                 | 2012-13        |
| Johnnie Lynn            | Defensive Backs                                     | 1994-95        |
| Pete Mangurian          | Offensive Line                                      | 2009-10        |
| Richard Mann            | Wide Receivers                                      | 2002-08        |
|                         | Assistant Head Coach/Wide Receivers                 | 2009           |
| Joe Marciano            | Special Teams                                       | 1996-01        |
| Rod Marinelli           | Defensive Line                                      | 1996-01        |
|                         | Assistant Head Coach/Defensive Line                 | 2002-05        |
| Larry Marmie            | Senior Defensive Assistant                          | 2014-15        |
| Carl Mauck              | Offensive Line                                      | 1991           |
| Brett Maxie             | Defensive Backs                                     | 2016-18        |
| <b>Bryan McClendon</b>  | <b>Wide Receivers</b>                               | <b>2024-</b>   |
| Ben McDaniels           | Offensive Assistant                                 | 2012-13        |
| <b>Thomas McGaughey</b> | <b>Special Teams Coordinator</b>                    | <b>2024-</b>   |
| John McKay              | Head Coach/Vice President                           | 1976-84        |
| Todd McNair             | Running Backs                                       | 2019-22        |

|                       |  |                |
|-----------------------|--|----------------|
| Keith Millard         | Defensive Line                             | 2011           |
| Ron Middleton         | Tight Ends/Assistant Special Teams         | 2004-06        |
| Randy Melvin          | Defensive Line                             | 2012-13        |
| Todd Monken           | Offensive Coordinator/Wide Receivers       | 2016-17        |
|                       | Offensive Coordinator                      | 2018           |
| <b>Tom Moore</b>      | <b>Senior Offensive Assistant</b>          | <b>2019-</b>   |
| Mike Morris           | Strength and Conditioning Assistant        | 2002-05        |
|                       | Head Strength and Conditioning             | 2006-08        |
| Pat Morris            | Offensive Line                             | 2011           |
| Raheem Morris         | Defensive Quality Control                  | 2002           |
|                       | Defensive Assistant                        | 2003           |
|                       | Assistant Defensive Backs                  | 2004-05        |
|                       | Defensive Backs                            | 2007-08        |
|                       | Head Coach                                 | 2009~11        |
| Chris Mosley          | Assistant Offensive Line                   | 2009           |
|                       | Assistant Defensive Line                   | 2010           |
| Bill Muir             | Offensive Coordinator/Offensive line       | 2002-08        |
| Mike Mularkey         | Quality Control                            | 1994           |
|                       | Tight End                                  | 1995           |
| Chip Myers            | Receivers                                  | 1983-84        |
| Tony Nathan           | Running Backs                              | 1996-01        |
| Stephen Nicholas      | Defensive Quality Control                  | 2018           |
| Hardy Nickerson       | Linebackers                                | 2014-15        |
| Robert Nunn           | Defensive Line                             | 2009           |
| Bill Nelsen           | Quarterback and Receivers                  | 1977, 1979     |
|                       | Quarterbacks                               | 1978, 1980-82  |
| Kevin O'Dea           | Defensive Assistant                        | 1996-00        |
|                       | Offensive Assistant                        | 2001           |
|                       | Special Teams Coordinator                  | 2014-15        |
| Tony Oden             | Cornerbacks                                | 2013           |
| Ray Oliver            | Strength and Conditioning                  | 1992           |
| Greg Olson            | Quarterbacks                               | 2008           |
|                       | Offensive Coordinator/Quarterbacks         | 2009           |
|                       | Offensive Coordinator                      | 2010-11        |
| Johnny Parker         | Strength and Conditioning                  | 2002           |
| Stan Parrish          | Quarterbacks                               | 2002-03        |
| Herb Paterra          | Inside Linebackers                         | 1987-88        |
| <b>Justin Peelle</b>  | <b>Tight Ends</b>                          | <b>2024-</b>   |
| <b>Skip Peete</b>     | <b>Running Backs</b>                       | <b>2023-</b>   |
| Willie Peete          | Running Backs                              | 1992-94        |
| Ray Perkins           | Head Coach/V.P.-Football Operations        | 1987-90*       |
| Floyd Peters          | Defensive Coordinator/Defensive Line       | 1991           |
|                       | Defensive Coordinator                      | 1992-94        |
| Tyrone Pettaway       | Defensive Quality Control                  | 2011           |
| Mike Phair            | Assistant Defensive Line                   | 2014           |
| <b>Brian Picucci</b>  | <b>Assistant Offensive Line</b>            | <b>2024-</b>   |
| <b>Anthony Piroli</b> | <b>Head Strength &amp; Conditioning</b>    | <b>2019-</b>   |
| Carlos Polk           | Assistant Special Teams                    | 2014-18        |
| Ricky Porter          | Offensive Assistant                        | 1996           |
| Tom Pratt             | Defensive Line                             | 1995           |
| Jim Pyne              | Offensive Quality Control                  | 2003-04        |
| David Raih            | Senior Offensive Analyst                   | 2023           |
| Antwaan Randle El     | Offensive Assistant                        | 2019-20        |
| <b>Nick Rapone</b>    | <b>Safeties</b>                            | <b>2019-</b>   |
| Vic Rapp              | Running Backs                              | 1985-86        |
| John Rauch            | Offensive Coordinator/Quarterbacks         | 1976           |
| Jimmy Raye            | Offensive Coordinator/Quarterbacks         | 1985-86        |
|                       | Senior Offensive Assistant                 | 2012           |
| Dick Roach            | Defensive Backs                            | 1985-86        |
| Alfredo Roberts       | Tight Ends                                 | 2009-11        |
| <b>Kacy Rodgers</b>   | <b>Defensive Line</b>                      | <b>2019-21</b> |
|                       | <b>Run Game Coordinator/Defensive Line</b> | <b>2022-</b>   |
| Brad Roll             | Strength and Conditioning                  | 1993-95        |
| <b>Kevin Ross</b>     | <b>Cornerbacks</b>                         | <b>2019-</b>   |
| Bob Sanders           | Outside Linebackers                        | 2022           |
| Tom Schertz           | Offensive Assistant                        | 1991           |
| Greg Schiano          | Head Coach                                 | 2012-13        |
| Turk Schonert         | Quarterbacks                               | 1992-95        |

|                          |  |                |
|--------------------------|--|----------------|
| Larry Seiple             | Receivers                                    | 1985-86        |
| Steve Shafer             | Defensive Backs                              | 1991-93        |
| Dan Shamash              | Quality Control to the Head Coach            | 2012-13        |
| Kyle Shanahan            | Offensive Quality Control                    | 2004-05        |
| Bill Sheridan            | Defensive Coordinator                        | 2012-13        |
| A.Q. Shipley             | Offensive Assistant                          | 2021           |
| Doug Shively             | Defensive Coordinator/Linebackers            | 1985           |
| John Shoop               | Quarterbacks                                 | 2004           |
| Mike Shula               | Offensive Assistant                          | 1988-89        |
|                          | Quarterbacks                                 | 1990           |
|                          | Offensive Coordinator                        | 1996-99        |
| Kurtis Shultz            | Assistant Strength and Conditioning          | 2006-08        |
|                          | Head Strength and Conditioning               | 2009-11        |
| Harry Smith              | Strength Coach                               | 1976-79        |
| Lovie Smith              | Linebackers                                  | 1996-00        |
|                          | Head Coach                                   | 2014-15        |
| Mikal Smith              | Safeties                                     | 2014-15        |
| Mike Smith               | Defensive Coordinator                        | 2016-18        |
| Miles Smith              | Intern Coach                                 | 2014           |
|                          | Defensive Quality Control                    | 2015           |
| Robb Smith               | Linebackers                                  | 2013           |
| <b>Jordan Somerville</b> | <b>Assistant Quarterbacks</b>                | <b>2023-</b>   |
| Tim Spencer              | Running Backs                                | 2014-18        |
| Paul Spicer              | Assistant Defensive Line                     | 2015-18        |
| Michael Stacchiotti      | Assistant Strength & Conditioning            | 2019           |
| Jim Stanley              | Defensive Coordinator                        | 1986           |
| Les Steckel              | Offensive Coordinator                        | 2000           |
| Ben Steele               | Offensive Quality Control                    | 2014-16        |
|                          | Tight Ends                                   | 2017-18        |
| George Stewart           | Special Teams/Tight Ends                     | 1992-94        |
|                          | Special Teams                                | 1995           |
| Rodney Stokes            | Special Teams                                | 1987-90        |
| Byron Storer             | Assistant Special Teams                      | 2010-11        |
| Grady Stretz             | Defensive Line                               | 2011           |
| Dwayne Stukes            | Special Teams Quality Control                | 2008           |
|                          | Assistant Defensive Backs                    | 2009-10        |
|                          | Special Teams Coordinator                    | 2011           |
| Mike Sullivan            | Offensive Coordinator                        | 2012-13        |
| <b>Keith Tandy</b>       | <b>Defensive/Special Teams Assistant</b>     | <b>2020-</b>   |
| Ricky Thomas             | Offensive Assistant                          | 1997-98        |
|                          | Tight Ends                                   | 1999-01        |
| Rusty Tillman            | Defensive Coordinator                        | 1995           |
| Howard Tippett           | Linebackers/Special Teams                    | 1981, 1985-86  |
|                          | Linebackers                                  | 1982-84        |
| Mike Tomlin              | Defensive Backs                              | 2001-05        |
| Marc Trestman            | Quarterbacks                                 | 1987           |
| Ron Turner               | Quarterbacks                                 | 2012           |
| Art Valero               | Tight Ends                                   | 2002-03        |
|                          | Running Backs                                | 2004-05        |
|                          | Assistant Head Coach/Running Backs           | 2006-07        |
| <b>John Van Dam</b>      | <b>Offensive Quality Control</b>             | <b>2019-20</b> |
|                          | <b>Assistant Tight Ends</b>                  | <b>2021</b>    |
|                          | <b>Tight Ends</b>                            | <b>2022-23</b> |
|                          | <b>Pass Game Assistant</b>                   | <b>2024-</b>   |
| Alex Van Pelt            | Quarterbacks                                 | 2010-11        |
| Joe Vaughn               | Assistant Strength and Conditioning          | 2012-18        |
| Dick Voris               | Linebackers                                  | 1976           |
| <b>Chad Wade</b>         | <b>Assistant Strength &amp; Conditioning</b> | <b>2014-</b>   |
| Dave Wannstedt           | Special Teams Coordinator                    | 2013           |
| <b>DeAndre Ward Sr.</b>  | <b>Assistant Strength &amp; Conditioning</b> | <b>2022-</b>   |
| George Warhop            | Offensive Line                               | 2014-18        |
| Todd Wash                | Defensive Quality Control                    | 2007           |
|                          | Defensive Line                               | 2008-10        |
| Morris Watts             | Quarterbacks                                 | 1991           |
| Andrew Weidinger         | Offensive Quality Control                    | 2015           |
|                          | Assistant Wide Receivers/Game Management     | 2016-17        |
|                          | Game Management                              | 2018           |
| Matt Wiegand             | Assistant Offensive Line                     | 2014           |
| Chris Wiesehan           | Offensive Assistant                          | 2005           |

|                    |  |           |
|--------------------|--|-----------|
| Alan Williams      | Defensive Assistant                        | 2001      |
| Charlie Williams   | Wide Receivers                             | 1996-01   |
| Richard Williamson | Wide Receivers                             | 1987-89   |
|                    | Assistant Head Coach/Wide Receivers        | 1990      |
|                    | Head Coach                                 | 1990-91** |
|                    | Running Backs                              | 2002-03   |
|                    | Defensive Assistant                        | 1991      |
| Kirby Wilson       | Running Backs                              | 2002-03   |
| Richard Wood       | Defensive Assistant                        | 1991      |
| Joe Woods          | Defensive Quality Control                  | 2004-05   |
| Sam Wyche          | Head Coach/Director of Football Operations | 1992-95   |
| Bob Wylie          | Offensive Line                             | 1992-95   |
| Eric Yarber        | Wide Receivers                             | 2010-11   |
| George Yarno       | Assistant Offensive Line                   | 2008      |

\* Ray Perkins was head coach for the first 13 games of 1990

\*\* Richard Williamson was named head coach with three games remaining in 1990

^Raheem Morris was named defensive coordinator on December 25, 2008 prior to being promoted to head coach on January 17, 2009



## MIKE GREENBERG ASSISTANT GENERAL MANAGER



Mike Greenberg enters his 15th season with the Buccaneers and second as Assistant General Manager. Prior to his promotion, Greenberg spent two seasons as the vice president of football administration after eight seasons as director of football administration and two seasons as the coordinator of football administration. He originally joined the club as player personnel assistant in 2010.

Greenberg works directly with General Manager Jason Licht on all aspects of the salary cap, contract negotiations, compliance with the NFL's Collective Bargaining Agreement, as well as the club's financial and strategic planning. He also oversees budgeting for all football operations, including the coaching, scouting, video, athletic training, equipment, groundskeeping, strength and conditioning and player development departments.

Working in tandem with Vice President of Football Research Jacqueline Davidson, Greenberg and his staff pieced together yet another noteworthy free agency haul in 2024, re-signing four of the NFL's top free agents in linebacker Lavonte David, wide receiver Mike Evans, quarterback Baker Mayfield and safety Antoine Winfield Jr., in addition to bringing back safety Jordan Whitehead, who was formerly a starter on the team's Super Bowl LV championship team. After managing to keep the team's core in place following its run to the NFC Divisional Round in 2023, Greenberg also helped add a number of value free agents including cornerback Bryce Hall, offensive linemen Ben Bredeson and Sua Opeteta and wide receiver Sterling Shepard.

Greenberg received critical acclaim for his work this offseason, helping the Buccaneers navigate a challenging salary cap situation while re-signing key members of the team and retooling the club's roster through a series of value signings. Despite financial restraints, Greenberg orchestrated the extension of outside linebacker Anthony Nelson, plus the re-signing of cornerback Jamel Dean and linebacker Lavonte David, two of the NFL's top available free agents heading into the 2023 offseason. In addition, Greenberg advised on negotiations in the signings of free agent quarterback Baker Mayfield, running back Chase Edmonds, defensive lineman Greg Gaines and kicker Chase McLaughlin.

In the 2022 offseason, Greenberg worked to sign several free agents, including wide receiver Russell Gage and defensive lineman Akiem Hicks. Greenberg also played a key role in negotiating contracts to re-sign cornerback Carlton Davis III, Pro Bowl receiver Chris Godwin, and Pro Bowl center Ryan Jensen.

The 2021 offseason resulted in the Buccaneers becoming the first team in the Super Bowl era to return all 22 starters after winning the Super Bowl. Greenberg played a crucial part in re-signing outside linebacker Shaquil Barrett, linebacker Lavonte David, tight end Rob Gronkowski, defensive lineman Ndamukong Suh, running back Leonard Fournette, while also extending Super Bowl LV MVP Tom Brady. Offensive lineman Donovan Smith also signed his second contract extension with the team in March.

In addition, Greenberg was able to negotiate a contract extension with nose tackle Vita Vea in Week 18 of the 2021 season.

During the 2020 offseason, Greenberg was vital in negotiating quarterback Tom Brady's two-year contract. He also oversaw the re-signings of former Pro Bowlers Jason Pierre-Paul and Ndamukong Suh, two key veteran presences on the Buccaneers defense. Greenberg was named a 2020 Tampa Bay Business Journal 40 under 40 honoree, in addition to also being listed on The Athletic's "NFL 40 Under 40: The rising stars shaping the direction of the NFL."

In his role as Director of Football Administration, Greenberg oversaw long-term contract extensions for linebacker Lavonte David and wide receiver Mike Evans, each of whom have earned Pro Bowl honors during their time with Tampa Bay. Greenberg also worked on extensions for offensive linemen Ali Marpet and Donovan Smith.

Before joining the Buccaneers, Greenberg worked with the New York Jets as a football administration intern in 2008 and 2009. He also spent time working as a law clerk for the National Football League's Management Council and as a summer associate at Jaspian Schlesinger LLP.

Greenberg graduated with honors from Cornell University in 2007 with a Bachelor of Science degree in policy analysis and management, and earned a Juris Doctor from Hofstra University School of Law on a full academic scholarship in 2010. He also was the research editor for the Hofstra Law Review. Greenberg is licensed to practice law in New York.

Prior to enrolling at Cornell, Greenberg spent one year at Binghamton University (2003), where he was a member of the Bearcats soccer program that advanced to the second round of the NCAA tournament that year and finished top 25 in the nation. Greenberg was also named to the America East All-Academic team. In 2023, the 2003 men's soccer team was inducted into the Binghamton Hall of Fame.

In 2017, Greenberg was inducted into the John F. Kennedy (Bellmore, New York) High School Hall of Fame. He and his wife, Ilana, have three sons, Hank, Harry, and Gus. They reside in Tampa.

## JOHN SPYTEK ASSISTANT GENERAL MANAGER



John Spytek enters his second season as Assistant General Manager and ninth with the Buccaneers, having spent 21 total seasons in the NFL. Prior to being promoted to Assistant General Manager, Spytek spent two seasons as the Vice President of Player Personnel.

As Assistant General Manager, Spytek works closely with Buccaneers General Manager Jason Licht regarding the NFL Draft, key free-agent acquisitions and all other personnel decisions. Spytek oversees the day-to-day operations of the college and pro scouting departments for Tampa Bay. He is responsible for administering free agency preparation and evaluating talent throughout the NFL and other professional football leagues. Since joining the Buccaneers in 2016, Tampa Bay has clinched four playoff appearances, six playoff victories, three NFC South division titles and a Super Bowl championship. The team's six playoff wins since 2016 are tied for the fifth-most in the NFL during that span.

Tampa Bay's 2024 offseason was headlined by the re-signings of a number of successful draft picks and free agents from Spytek's time with the Buccaneers, including quarterback Baker Mayfield and safety Antoine Winfield Jr. Mayfield – a 2023 free agent signing by Tampa Bay – was named to his first Pro Bowl and earned the PFWA Most Improved Player award, leading the Buccaneers to an NFC South division title and a spot in the NFC Divisional Round. Additionally, the team was able to navigate the salary cap to re-sign franchise cornerstones in linebacker Lavonte David and wide receiver Mike Evans. Spytek also assisted in the decision to bring back safety Jordan Whitehead in free agency, who was a starting member of the secondary on Tampa Bay's Super Bowl LV championship team, in addition to adding cornerback Bryce Hall, offensive linemen Ben Bredeson and Sua Opetia and wide receiver Sterling Shepard.

Over the course of the 2023 offseason, Spytek helped maneuver a challenging salary cap situation with a series of value signings and extensions for key free agents. In addition to re-signing outside linebacker Anthony Nelson, Spytek contributed to the re-signing of cornerback Jamel Dean and linebacker Lavonte David, two of the top free agents in the NFL heading into the 2023 offseason. Beyond that, Spytek was integral in the signings of free agent quarterback Baker Mayfield, defensive lineman Greg Gaines, running back Chase Edmonds and kicker Chase McLaughlin. In his first season, McLaughlin was named first-team All-Pro by Pro Football Focus after setting a new single-season franchise record for field goal percentage (93.5%), converting 29-of-31 field goal opportunities in 2023. Spytek was a key contributor in the selections of the team's 2023 draft class, which led the NFL in total snaps by a rookie class (5,560). First-round defensive lineman Calijah Kancey and third-round outside linebacker Yaya Diaby combined for 59 pressures, 22 tackles for loss, 20 quarterback hits and 11.5 sacks.

During the 2022 offseason, he played a role in the trade for guard Shaq Mason, and the signing of free agent wide receiver Russell Gage Jr., Pro Bowl defensive lineman Akiem Hicks, and Pro Bowl safety Keanu Neal. The Buccaneers also re-signed cornerstone pieces on offense and defense following back-to-back playoff appearances, including cornerback Carlton Davis III, wide receiver Chris Godwin, and center Ryan Jensen.

In 2021, the Buccaneers tied a franchise record with nine total Pro Bowl players selected, including eight either drafted or signed during Spytek's time with Tampa Bay.

Following Super Bowl LV, the Buccaneers brought back all 22 starters, including re-signing free agents Ndamukong Suh, Shaquil Barrett, and Leonard Fournette. Tampa Bay became the first team in the salary cap era to return all 22 starters the season following a Super Bowl victory.

The 2020 offseason saw Spytek assist in acquiring then six-time Super Bowl-winning quarterback Tom Brady and four-time All-Pro tight end Rob Gronkowski. In the 2020 regular season, Brady helped guide the team to an 11-5 record, while setting the franchise single-season touchdown pass record, with 40. Brady also oversaw an offense that established franchise records for points scored (492) and total touchdowns (59). Gronkowski ranked 10th in receiving yards among tight ends (623) and tied for sixth in receiving touchdowns by a tight end, with seven.

In the 2020 NFL Draft, Spytek was part of the front office that drafted Tristan Wirfs and Antoine Winfield Jr., both of whom started all 16 games and earned PFWA All-Rookie Team honors. Wirfs and Winfield Jr. each received their first Pro Bowl selections following the 2021 season, and Wirfs was also named first-team All-Pro in just his second NFL season. Winfield Jr. later garnered first-team All-Pro honors in 2023.

During the 2019 offseason, the Buccaneers signed defensive tackle Ndamukong Suh and outside linebacker Shaquil Barrett, both of whom were key contributors for Tampa Bay over the ensuing three seasons. Suh helped lead a Buccaneers defensive line that was a key factor in Tampa Bay's consecutive seasons (2019-2020) as the No.1 ranked run defense.

Barrett has earned two Pro Bowl selections in the past four years (2019, 2021), and earned second-team All-Pro honors in 2019 after leading the NFL in sacks, with 19.5 – establishing a new franchise record. Barrett's 40.5 sacks since 2019 are tied for the fourth-most in the NFC and rank fifth in Buccaneers history. Barrett also registered 3.0 sacks in the 2020 NFC Championship game, helping the Buccaneers advance to Super Bowl LV.

The 2019 NFL Draft saw Tampa Bay select linebacker Devin White with the fifth overall pick. In three seasons, White – named a team captain in 2020 and 2021 – has earned second-team All-Pro and multiple NFC Defensive Player of the Month awards, as well as PFWA All-Rookie selection and multiple NFC Rookie of the Month awards. Following his third season, White earned his first Pro Bowl selection.

Spytek worked with Licht in acquiring Jason Pierre-Paul from the New York Giants in 2018. In three seasons with the Buccaneers, Pierre-Paul averaged 0.73 sacks per game – eighth-most in the NFL during that stretch. Pierre-Paul earned a Pro Bowl berth in 2020 after posting a team-high 9.5 sacks and a career-best four forced fumbles.

Prior to joining Tampa Bay, Spytek spent three seasons with the Denver Broncos, where he worked as Southwest area scout in 2013, before being elevated to national scout, a position he held for two years (2014-15). The Broncos' 37 regular season and 42 overall wins were the most in the NFL over that three-year span, culminating in a Super Bowl 50 victory on February 7, 2016.

Before joining the Broncos, Spytek spent three seasons (2010-12) as the Cleveland Browns' director of college scouting. While with the Browns, Spytek assisted in drafting six players who earned PFW/PFWA All-Rookie Team honors and five players who were selected to a Pro Bowl.

Spytek began his player personnel career working as an intern with the Philadelphia Eagles in 2005, earning a full-time college scouting assistant position in 2006 and spending three years as a college/pro scout from 2007-09. His first job in the NFL was as an operations intern with the Detroit Lions in 2004.

In his career, Spytek has worked with a number of top-level executives and coaches, including John Elway, Andy Reid, Mike Holmgren, Tom Heckert, John Harbaugh & Gary Kubiak.

John and his wife, Kristen co-founded the National CMV Foundation in 2014 to educate families about congenital CMV, a virus that ultimately claimed the life of their 21-month old daughter, Evelyn, in 2014. The couple are also parents to Jack and Thomas.

A native of Pewaukee, Wisconsin, Spytek played linebacker at the University of Michigan from 1999-2002, earning a bachelor's degree in general studies and a master's in sports management.

## MIKE BIEHL DIRECTOR OF PLAYER PERSONNEL



Mike Biehl enters his 11th season with Tampa Bay and third as the team's director of player personnel. In his role, Biehl is responsible for coordinating and compiling evaluations of all draft-eligible players, while overseeing the entire college scouting staff. Prior to 2022, Biehl was the director of college scouting for the Buccaneers.

On the path to an appearance in the NFC Divisional Round in 2023, the Buccaneers relied heavily on their draft class, which provided the most total snaps by a rookie class in the NFL that season (5,560). Seven members of the eight-person class played in at least 13 games for Tampa Bay as the collective group combined for 106 games played and 48 games started. First-round defensive lineman Calijah Kancey and third-round outside linebacker Yaya Diaby combined for 59 pressures, 22 tackles for loss, 20 quarterback hits and 11.5 sacks. Diaby led all rookies in tackles for loss in 2023, with 12, and tied for first in fumble recoveries (two), in addition to leading the Buccaneers in sacks. Meanwhile, Kancey was named the NFL Defensive Rookie of the Month for November, finishing his rookie campaign tied for second among rookies in tackles for loss (10), tied for fourth in quarterback hits (12) and sixth in quarterback pressures (33). Second-round guard Cody Mauch started all 17 games for Tampa Bay in his rookie season, while sixth-round cornerback Josh Hayes led all NFL players in special teams tackles in 2023 (14).

Tampa Bay selected eight players in the 2022 NFL Draft and saw immediate contributions from the entire class, ranking seventh in the NFL with 3,689 snaps by rookies in the 2022 season. Of those 3,689 snaps, the Buccaneers saw their rookies log 1,977 of them on offense, good for the fourth-most in the NFL. Fourth-round tight end Cade Otton was Tampa Bay's most prolific rookie contributor on offense in 2022, leading all rookie tight ends with 42 receptions and ranking third among rookie tight ends with 391 receiving yards. Since entering the league in 2022, Otton ranks second among all tight ends in offensive snaps played (1,774), in addition to ranking third in his tight end class in receptions (89), third in receiving touchdowns (six) and fourth in receiving yards (846). After taking over the lead running back role in 2023, 2022 third-rounder Rachaad White ranks first in receiving yards (839) and tied for first in receiving touchdowns (five) among running backs in his draft class over the past two seasons. White also stands tied for second among running backs in scrimmage yards (2,310) and tied for fifth in scrimmage touchdowns (12) during that span.

In 2021, Tampa Bay selected outside linebacker Joe Tryon-Shoyinka in the first round and center Robert Hainsey in the third round, who each became primary starters in just their second NFL season (2022). The pairing has combined to appear in 94 games over their first three seasons, starting a total of 68.

In 2020, the NFL conducted its first ever virtual draft, with the Buccaneers selecting a total of seven players. Five out of six players saw playing time in at least ten games, led by first and second-round picks Tristan Wirfs and Antoine Winfield Jr. Despite no offseason or preseason games, both rookies started all 16 regular season games and every playoff game they appeared in.

Wirfs and Winfield Jr. turned out to be key contributors en route to the Buccaneers second Super Bowl victory. Wirfs played every offensive snap, only allowing one sack. Winfield Jr. had similar success, starting his rookie campaign by winning NFL Defensive Rookie of the Month and finishing third on the team with 94 tackles, 3.0 sacks, two forced fumbles, and an interception. Both were named to the PFWA All-Rookie team. Since 2020, Wirfs and Winfield Jr. have been two of the NFL's most productive players at their respective positions with Wirfs earning three Pro Bowl selections and one AP first-team All-Pro nod in his four seasons and Winfield Jr. earning one Pro Bowl trip and one first-team All-Pro selection.

The 2019 NFL Draft produced a total of eight draft picks, with five players seeing starts in Todd Bowles' defense. Devin White, picked fifth overall, started all 13 games he played, recording 91 tackles, recovering four fumbles, and capping his first season with consecutive NFL Defensive Rookie of the Month honors for November and December. Cornerback Sean Murphy-Bunting, picked in the second-round, led the team with three interceptions, tying for the most among NFL rookies. Both White and Murphy-Bunting earned spots on the PWFA's All-Rookie team. Third-round pick Jamel Dean finished the season with 17 passes defended, tying for fourth in the NFL.

In his second season, White was named a team captain and led Tampa Bay with 140 tackles – fifth-most in the NFL – while adding 9.0 sacks. White earned second-team All-Pro honors from the Associated Press and was named NFC Defensive Player of the Week twice. Both White and Murphy-Bunting were key contributors during Tampa Bay's postseason run, with White tallying 38 tackles, two interceptions and two fumble recoveries, while Murphy-Bunting recorded three interceptions in his first three career playoffs games, becoming just the fourth player to do so in the Super Bowl era. White later garnered his first Pro Bowl selection for his efforts during the 2021 season.

With the 12th overall pick in the 2018 NFL Draft, the Buccaneers selected defensive tackle Vita Vea, who helped anchor the Buccaneers' top-ranked run defense during the 2019 and 2020 seasons. The team has finished top five in rush defense in four of Vea's six seasons in Tampa Bay, helping land Vea his first Pro Bowl selection in 2021. Fourth-round pick Jordan Whitehead, chosen 117th overall, started 55-of-59 career games for Tampa Bay in his first four seasons, tallying 292 tackles and five interceptions. After two productive seasons with the New York Jets, Whitehead re-signed with the Buccaneers prior to the 2024 season as a key free agent acquisition.

Ronald Jones II – a second-round pick in the 2018 Draft – recorded 1,000 yards from scrimmage and six rushing touchdowns in nine starts in 2019 and followed that up with an even more impressive 2020. Jones rushed for 978 yards on 192 carries (5.1 avg.) with seven touchdowns. His 5.1 yards per carry established a new franchise record and ranked eighth in the NFL among qualified rushers.

Fellow 2018 second-round pick Carlton Davis III started 75 career games over six seasons for Tampa Bay, including starting all nine of the team's playoff games between 2020–23. Over his six years for the Buccaneers, Davis III ranked fifth in the NFL in passes defended (73), adding 13 takeaways.

The 2017 NFL Draft saw Biehl, working with General Manager Jason Licht, select six players, with three stepping into starting roles as rookies. The Buccaneers' first-round pick, tight end O.J. Howard, started all 14 games he played in, tying for the team lead with six touchdown receptions – tied for the second-most among NFL rookies and the fourth-most ever by a Buccaneers rookie.

In the third round of the 2017 NFL Draft, the Buccaneers selected wide receiver Chris Godwin. Over seven seasons with Tampa Bay, Godwin has totaled 6,690 receiving yards – the second-most in team history – and 34 touchdowns, which rank tied for second in franchise history. Since becoming a full-time starter in 2019, Godwin ranks 10th in the NFL in receiving yards per game (73.9 avg.) among players with at least 50 games played during that span. The 2019 season saw him rank third in the NFL with 1,333 receiving yards and fourth in the NFL in receiving touchdowns with nine, earning Pro Bowl and second-team AP All-Pro honors. During the 2022 offseason, Godwin signed a contract extension after he led the team in receiving yards (1,103) and receptions (98) in 2021. Coming off an ACL injury at the end of the 2021 campaign, Godwin recorded 104 receptions for 1,023 yards during the 2022 season. His 104 receptions in 2022 were the second-most in a single season in franchise history. He earned his third consecutive 1,000-yard receiving season in 2023, finishing with 83 receptions for 1,024 yards.

Biehl also assisted Licht in the 2015 NFL Draft, where the team held the first overall pick which was used to select quarterback Jameis Winston, who earned Pepsi NFL Rookie of the Year and a PFWA All-Rookie Team selection, while setting nearly every rookie passing record in Buccaneers history. The 2015 draft also saw Tampa Bay select tackle Donovan Smith (34th overall), guard Ali Marpet (61st overall) and linebacker Kwon Alexander (124th overall), all of whom earned a spot on the PFWA All-Rookie Team alongside Winston. Alexander was selected to the 2017 Pro Bowl. Both Marpet and Smith signed contract extensions, with Marpet named first-team All-Pro by Pro Football Focus in 2020 in addition to being named to the PFWA All-NFC Team, before later earning a Pro Bowl selection in 2021.

Biehl came to the Buccaneers with 16 seasons of NFL experience, including 13 seasons with the San Diego Chargers (2001-13). Biehl worked as the club's assistant director of college scouting for six seasons (2008-13), after being promoted from college scout (2001-07), where he scouted the Midwest region of the country. Over that span, the Chargers had the eighth-most wins in the NFL, won five AFC West division championships and made six playoff appearances.

Prior to his time with the Chargers, Biehl spent three seasons (1998-2000) working in the Buffalo Bills' personnel department, during which time the Bills had the NFL's sixth-best record and qualified for the playoffs twice.

A native of Paxton, Illinois, Biehl attended Illinois State University, where he earned a bachelor's degree in finance and a master's in sports management.

Mike and his wife, Kim, have two children: son Nathan, and daughter Kendall.

## ROB McCARTNEY DIRECTOR OF PLAYER PERSONNEL



PERSONNEL

PLAYERS

2023 REVIEW

HISTORY

RECORDS

SIDELINES

Rob McCartney enters his 14th season with the Buccaneers and third as director of player personnel. In addition to overseeing the pro scouting department, McCartney advises General Manager Jason Licht throughout the draft process and in free agency. Before his promotion in 2022, McCartney served as the team's director of pro scouting.

As director of pro scouting, McCartney oversaw the Buccaneers pro personnel staff and advance reports, along with the evaluation of opponents, pro leagues, free agents, and trade prospects. Prior to becoming the director of pro scouting – a role that he held since 2015 – McCartney was the Buccaneers pro scouting coordinator, a title he held for one season.

Tampa Bay's 2024 offseason focused primarily on retaining four of the NFL's top free agents on the market – Lavonte David, Mike Evans, Baker Mayfield and Antoine Winfield Jr. – but McCartney played an instrumental role in maximizing the remaining salary cap space to sign a number of outside free agents headlined by the signing of safety Jordan Whitehead, who started on Tampa Bay's Super Bowl LV championship team. In addition, the team signed a number of value free agents, including guard Ben Bredeson, cornerback Bryce Hall, guard Sua Opeta and wide receiver Sterling Shepard.

In 2023, McCartney contributed to a series of value signings as Tampa Bay navigated challenging salary cap restraints. He assisted in the team's acquisitions of free agent quarterback Baker Mayfield, defensive lineman Greg Gaines, guard Matt Feiler, running back Chase Edmonds and kicker Chase McLaughlin. In his first season with the team, Mayfield earned his first career Pro Bowl selection and was named PFWA Most Improved Player after setting career highs in passing yards (4,044), passing touchdowns (28) and completion percentage (64.3%). Meanwhile, McLaughlin earned first-team All-Pro recognition from Pro Football Focus, converting 29-of-31 field goal opportunities in 2023 to set a new single-season franchise record for field goal percentage (93.5%).

Additionally in 2023, the Buccaneers relied heavily on their draft class to reach the NFC Divisional Round in 2023, during which it provided the most total snaps by a rookie class in the NFL that season (5,560). Seven members of the eight-person class played in at least 13 games for Tampa Bay as the collective group combined for 106 games played and 48 games started. First-round defensive lineman Calijah Kancey and third-round outside linebacker Yaya Diaby combined for 59 pressures, 22 tackles for loss, 20 quarterback hits and 11.5 sacks. Diaby led all rookies in tackles for loss in 2023, with 12, and tied for first in fumble recoveries (two), in addition to leading the Buccaneers in sacks. Meanwhile, Kancey was named the NFL Defensive Rookie of the Month for November, finishing his rookie campaign tied for second among rookies in tackles for loss (10), tied for fourth in quarterback hits (12) and sixth in quarterback pressures (33). Second-round guard Cody Mauch started all 17 games for Tampa Bay in his rookie season, while sixth-round cornerback Josh Hayes led all NFL players in special teams tackles in 2023 (14).

In the 2022 offseason, McCartney played a key role in acquiring several free agents, including wide receivers Russell Gage and Julio Jones and defensive lineman Akiem Hicks. McCartney also evaluated guard Shaq Mason, who the Buccaneers acquired via trade from the New England Patriots.

In 2021, McCartney was named to the Tampa Bay Business Journal's 40 under 40 list, celebrating individuals under the age of 40 who have achieved notable success, demonstrated exceptional leadership, and made significant contributions in their respective fields.

During the 2020 offseason, McCartney was involved in bringing in quarterback Tom Brady and tight end Rob Gronkowski. Other veteran players to join the Buccaneers during the 2020 season were running back Leonard Fournette and kicker Ryan Succop. Despite a global pandemic, Tom Brady would lead the team to an 11-5 record and a Super Bowl victory. Brown, Fournette and Gronkowski would each go on to score touchdowns in Super Bowl LV, while Succop set a regular season franchise record for the most points in a single season (136).

During the 2019 offseason, he scouted outside linebacker Shaquil Barrett and defensive lineman Ndamukong Suh. Barrett went on to have a Pro Bowl year, setting the franchise sack record with an NFL-best 19.5, while Suh started all 16 games for Tampa Bay, helping the team register the No. 1 rush defense in the NFL. The pair continued their success into the 2020 season, starting all 20 games, including four playoff games. Barrett and Suh helped the Buccaneers finish as the No. 1 rush defense for the second consecutive season.

In 2018, McCartney contributed to the signing of free agent center Ryan Jensen and the acquisition of outside linebacker Jason Pierre-Paul from the New York Giants. Jensen went on to start 65 games for the Buccaneers and was an integral part of the club's Super Bowl LV Championship team. He earned his first career Pro Bowl nod in 2021. In three seasons with the Buccaneers, Pierre-Paul averaged 0.73 sacks per game – eighth-most in the NFL during that stretch. Pierre-Paul earned a Pro Bowl berth in 2020 after posting a team-high 9.5 sacks and a career-best four forced fumbles.

McCartney spent the 2014 season as a national scout, following two seasons as a pro scout, a title he earned after being elevated from a pro personnel assistant.

While working as a national scout, McCartney was responsible for scouting top college prospects east of the Mississippi River. As a pro scout, McCartney assisted Tampa Bay's pro personnel department, including organizing player workouts.

McCartney came to Tampa Bay after working as a player personnel intern for the Pittsburgh Steelers organization from 2009-10 and as a summer intern in the player personnel department from 2006-08.

His father, Bob McCartney, has spent 52 seasons with the Pittsburgh Steelers and was recognized by the Pro Football Hall of Fame in 2024 with an Award of Excellence for his contributions as a long-time film/video director.

McCartney graduated from the University of South Carolina in 2009 with a Bachelor of Science degree in sport and entertainment management. Rob and his wife Kristi reside in Tampa, along with their three daughters, Madison, Charlotte and Zoe.

## JACQUELINE DAVIDSON

### VICE PRESIDENT OF FOOTBALL RESEARCH



Jacqueline Davidson enters her fifth season with the Buccaneers and second as the Vice President of Football Research after being promoted from Senior Director of Football Research.

Davidson is responsible for supporting the front office and coaching staff in roster and strategy decisions through research and development. She also works alongside General Manager Jason Licht and Assistant General Manager Mike Greenberg on player contracts and salary cap decisions.

In 2024, Davidson led the contract negotiations that resulted in the re-signings of Pro Bowl quarterback Baker Mayfield and All-Pro safety Antoine Winfield Jr., retaining players on both sides of the ball that helped lead Tampa Bay to the 2023 NFC Divisional Round. Davidson also administered the re-signing of kicker Chase McLaughlin, who set a single-season franchise record for field goal percentage (93.5%) in his first year in Tampa Bay, earning first-team All-Pro recognition from Pro Football Focus. The Buccaneers also brought back two more of the NFL's top 2024 free agents in linebacker Lavonte David and wide receiver Mike Evans. Davidson and the Tampa Bay front office didn't stop there, as the team also sealed a deal to return a former starting safety from its Super Bowl LV championship team in Jordan Whitehead reuniting one of the league's top safety duos.

During the 2023 offseason, Davidson contributed to the re-signings of key contributors in cornerback Jamel Dean, outside linebacker Anthony Nelson, and linebacker Lavonte David. Dean, Nelson, and David ranked second, third, and fourth, respectively, in total snaps by Buccaneers defenders during the 2022 season. In addition, Dean and David were rated as the fifth- and sixth-best free agents available, respectively, heading into the 2023 offseason, per Pro Football Focus.

Davidson was instrumental in re-signing a pair of key starters in 2022 in cornerback Carlton Davis III and wide receiver Chris Godwin, in addition to retaining center Ryan Jensen. Prior to the 2022 offseason, Davidson assisted with securing an extension for Buccaneers Pro Bowl nose tackle Vita Vea leading into the team's Week 18 game.

Following Super Bowl LV, Davidson played a vital role in helping the Buccaneers bring back all 22 starters, including a total of six free agent re-signings and two contract extensions. This marked the first time in the salary cap era that a defending Super Bowl champ has returned all 22 starters.

Before joining the Buccaneers, Davidson spent 11 seasons working in football administration with the New York Jets, spending eight-plus years as the Manager, Football Administration from 2007-15 before being elevated to Director, Football Administration (2015-18).

In her role as Director, Football Administration, Davidson served as the Jets' lead negotiator of player contracts and managed the team's salary cap and player budgets. She was also tasked with adhering to the regulations of the NFL's collective-bargaining agreement and predicting future trends relating to the league's salary cap.

Davidson entered the league as a legal intern with the National Football League's Management Council in 2004, while pursuing her law degree. She also worked as a staff attorney for the United States District Court in Alabama and a judicial law clerk for Judge Virginia Emerson Hopkins prior to earning her position with the Jets in 2007.

After graduating from Davidson College in 2002 with a Bachelor of Arts degree in economics, Davidson earned a Juris Doctor from Cornell University School of Law in 2005. Born in Tuscaloosa, Alabama, she is a member of the New York State Bar Association.

## BRUCE ARIANS

### SENIOR ADVISOR TO THE GENERAL MANAGER



Bruce Arians enters his sixth season with the Buccaneers and third as Senior Advisor to the General Manager. In his role, he advises and offers counsel to General Manager Jason Licht. Prior to this role, Arians was the Buccaneers head coach for three seasons (2019-21), delivering the organization's second Super Bowl title in 2020. He was honored during the 2022 season as the newest member of the Buccaneers Ring of Honor.

Arians concluded a 46-year coaching career, including his last nine leading NFL franchises. With the Buccaneers from 2019-2021, he amassed a 31-18 (.633) regular season record and a 5-1 (.833) postseason record, including a victory in Super Bowl LV following the 2020 season. In 2021, he directed Tampa Bay to its first NFC South division title since 2007 and victory in the Wild Card Round. The Buccaneers' 36 combined regular season and postseason victories over his three seasons were the fourth-most in the NFL.

During Arians' tenure, Tampa Bay led the NFL in points scored (29.8 per game), passing yards (300.0 per game), passing touchdowns (118), completions (1,284), and passing first downs (755), ranked third in total yards (396.2 per game), fourth in first downs (22.9 per game), and seventh in sacks allowed (92).

Arians is a two-time Associated Press NFL Coach of the Year, earning the award in 2012 (Indianapolis Colts) and in 2014 (Arizona Cardinals). He is the only coach in NFL history to earn the award multiple times in a three-year span with different teams and is one of only 12 coaches in NFL history to win the award multiple times.

Including his 9-3 record as interim head coach of the Indianapolis Colts in 2012, Arians owns an 89-51-1 regular season record (.635) and ranks eighth in winning percentage among coaches who have coached at least 100 games in the Super Bowl era. Arians is Tampa Bay's all-time leader in regular season and postseason winning percentage, while his .619 regular season winning percentage as head coach of the Arizona Cardinals is the best in that franchise's history. He joins Bill Parcells, Andy Reid and Marty Schottenheimer as the only coaches during the Super Bowl era to hold that distinction for two organizations.

Upon being hired by the Buccaneers, Arians quickly built a staff of qualified assistant coaches, bringing on a collection of coaches with decades of NFL experience. In building his staff, Arians also put together one of the most diverse coaching groups in the NFL. The Buccaneers were the only team in the league to have three coordinator positions, as well as the role of assistant head coach, filled by minority coaches. In addition, Arians' staff made NFL history by becoming the first to have two female coaches in full-time assistant roles.

Throughout his 28-year NFL career, Arians has worked closely with some of the league's top passers, including Tom Brady, Peyton Manning, Ben Roethlisberger, Andrew Luck and Carson Palmer. Since 2009, Arians served as either head coach or offensive coordinator for four different franchises (Tampa Bay, Arizona, Indianapolis, Pittsburgh) and oversaw an offense that ranked in the top 10 in the league at each stop.

Arians' coaching career began as a graduate assistant at his alma mater, Virginia Tech, in 1975, before being elevated to running backs coach in 1977. He spent 1978-80 with Mississippi State as the school's running backs/wide receivers coach before coaching the running backs at Alabama for two seasons (1981-82) under legendary coach Paul "Bear" Bryant. Arians would later return to Mississippi State (1993-95) and Alabama (1997) to serve as the offensive coordinator for the respective schools. He became one of the youngest head coaches in Division I history when Temple University hired him in 1983 at the age of 30. He spent six seasons coaching the Owls (1983-88).

Arians' first NFL job was with the Kansas City Chiefs, working as the team's running backs coach for four seasons (1989-92). Arians also spent the 1996 season as the tight ends coach for the New Orleans Saints. He spent time as the Colts quarterbacks coach (1998-2000), the Cleveland Browns offensive coordinator (2001-03), Pittsburgh Steelers wide receivers coach and offensive coordinator (2004-11) and returned to Indianapolis in 2012.

Born in Paterson, New Jersey, Arians grew up in York, Pennsylvania, and played quarterback at Virginia Tech. He was inducted into the Virginia Tech Hall of Fame in 2022. He and his wife, Christine, have two children - son, Jake, and daughter, Kristi Anne, as well as granddaughters, Presley and Brylee, and grandsons, Asher and Mills.

## BYRON KIEFER SENIOR PERSONNEL EXECUTIVE



Byron Kiefer enters his 20th season overall with the Buccaneers and first as a senior personnel executive.

In his role, Kiefer is responsible for coordinating and compiling evaluations of all draft-eligible players and helping to oversee the scouting staff. Prior to his promotion during the 2024 offseason, Kiefer most recently spent two seasons as assistant director of college scouting and the previous four as a senior national scout for Tampa Bay during which he scouted prospects east of the Mississippi river.

Since elevating to a national role, Kiefer has played a key role in the scouting efforts of a number of successful draft picks for Tampa Bay, including the recent acquisitions of outside linebacker Yaya Diaby and defensive lineman Calijah Kancey in the 2023 NFL Draft. The duo combined for 59 pressures, 22 tackles for loss, 20 quarterback hits and 11.5 sacks during their rookie campaign. Diaby led all rookies in tackles for loss in 2023, with 12, and tied for first in fumble recoveries (two), in addition to leading the Buccaneers in sacks. Meanwhile, Kancey was named the NFL Defensive Rookie of the Month for November, finishing his rookie campaign tied for second among rookies in tackles for loss (10), tied for fourth in quarterback hits (12) and sixth in quarterback pressures (33). Previously, Kiefer contributed to the selections of three starting members of the secondary for Tampa Bay's Super Bowl LV championship team - Carlton Davis III, Jamel Dean and Jordan Whitehead.

In his nine seasons working as an area scout, Kiefer handled the Southeast region of the country. Kiefer began his career with the Buccaneers as a pro personnel assistant in 2005. In this role, he assisted in daily transactions and coordinated player tryouts. He also assisted in scouting other pro leagues, including NFL Europa, CFL and AFL. He then served as the team's National Football Scouting representative, in which his focus was scouting players in the Southeast as well as working with the NFL combine, where he helped the NFL select invitees to the annual event.

Since joining the staff, Kiefer has been a part of four NFC South division championships and Super Bowl LV.

Prior to joining the Buccaneers, Kiefer worked in the University of South Florida football office during the 2003 season, assisting with football operations and recruiting. He also worked as a trade support associate at Raymond James Financial from 2003-05.

Kiefer graduated from Mercer University in 2002, where he was a letterman pitcher on the baseball team. Kiefer and his wife, Mirela, have two sons, Tyson and Nolin. They reside in St. Petersburg, Florida.

## SHELTON QUARLES DIRECTOR OF FOOTBALL OPERATIONS



After spending 10 seasons (1997–2006) establishing himself as one of the best linebackers in Buccaneers history, Quarles joined Tampa Bay's front office. In 2024, Quarles enters his 11th year as director of football operations, after spending two seasons as director of pro scouting, a title he earned after two years as coordinator of pro scouting and four years as a pro scout for Tampa Bay. In addition to the Super Bowl title he won as a player, Quarles tacked on another as a key member of the team's support staff during its Super Bowl LV championship season.

In his current role, Quarles works directly with the head coach and general manager in organizing day-to-day operations of the team, while assisting with roster management and contract negotiations, advising the pro personnel department on advance scouting and overseeing all player travel and transportation.

While operating as director of pro scouting, Quarles was in charge of handling the team's pro personnel staff and evaluating players. Working as the coordinator of pro scouting, Quarles was responsible for coordinating the advance scouting of the Buccaneers opponents as well as organizing player workouts. During his time as a pro scout, Quarles' responsibilities included the in-season scouting of Buccaneers opponents and all NFL free agents. He also participated in the scouting and evaluation of the Tampa Bay roster. In 2007, his first season in the front office, Quarles helped guide the Buccaneers to the NFC South division title. In 2010, Quarles helped the Buccaneers to a 10-6 record, finding multiple players via free agency and waivers that made significant contributions to the team.

During his 10 seasons on the field, Quarles helped lead the Buccaneers to three division titles (1999, 2002 and 2005) while also earning a world championship following the 2002 season in Super Bowl XXXVII. He also made his first Pro Bowl appearance in 2002 as a member of the top-ranked defensive unit in the NFL. Overall, Quarles was a member of a Buccaneers defense that ranked first in the NFL in total defense on two occasions (2002 and 2004) and finished the season in the Top 10 in eight of his 10 years as a player.

Quarles' decade of service left its mark on the Buccaneers' record book. His 148 career games played and 113 career starts as a Buccaneer rank seventh and 11th, respectively, in team history. He also ranks fourth in team annals with 985 career tackles, including a career-high and team-best 196 tackles in 2005, the third-highest total in a single season in team history. Quarles played all three linebacker positions during his career and is the first and one of only three players in team history to record a touchdown and a safety (also Rondé Barber and Lavonte David) during their career. In 1999, he posted a team-record 31 special teams tackles and in 2001, Quarles recorded the longest play in team history with a 98-yard interception return for a touchdown (matched in 2020 by Ronald Jones' 98-yard touchdown run). He also earned numerous awards during his playing career, including the NFL Unsung Hero Award in 2002, the Buccaneers Man of the Year Award in 2004 and the Ed Block Courage Award in 2006.

Quarles was, and remains, one of the most philanthropic figures in the Tampa Bay area. Since its inception in 2004, the Shelton Quarles' IMPACT Foundation has had the mission of benefiting at-risk children, youth and their families by providing assistance, programs and events designed to build self-esteem, provide unique life changing opportunities and help them to set and achieve their life goals. The IMPACT Foundation has raised over \$500,000 and impacted the lives of over 3,000 at-risk single-parent families in the Tampa Bay Area.

Shelton Quarles' IMPACT Foundation's signature program is the Home Blitz, formerly known as Mothers' Day Miracles. At-risk single-parent families are nominated for the Home Blitz program and once selected, they receive a complete home makeover. This makeover, valued at over \$40,000 for each family, includes furniture, home décor, interior design services, lawn care, supplies, food and more. Each family is sent away on an all-expense paid vacation as their home is being transformed.

Quarles and his IMPACT Foundation host several fundraising events throughout the year. Shelton Quarles' Celebrity Night gives guests a chance to have their order taken, drinks poured, dinner served and dessert delivered by Quarles and some of Tampa's well-known celebrities and sports figures. Quarles also hosts the Transitions Championship Celebrity Pro-Am, which benefits his IMPACT Foundation. For more information on Shelton Quarles' IMPACT Foundation, please visit [www.sheltonquarles.org](http://www.sheltonquarles.org).

Quarles has also participated in many charitable endeavors through the Buccaneers organization. In the 2011 offseason, along with former Buccaneers Mike Alstott, the late Lee Roy Selmon and Doug Williams, Quarles signed autographs at a local mall to help raise funds and awareness for the earthquake victims in Haiti. Together, the group helped raise over \$125,000 for the Red Cross. In 2007, he walked the runway for the "Fashion Funds the Cure" fashion show to benefit the Pediatric Cancer Foundation and that same year, Quarles traveled with three other NFL players to visit U.S. troops at military bases throughout the Persian Gulf as part of the NFL-USO program.

Upon Quarles' retirement, Florida Governor Charlie Crist named him as chairman of the Tampa Bay Area Regional Transportation Authority, a position in which he served from September 2007 to September 2009. As chairman, Quarles led a seven-county, 15-member board that had a stated goal of building a transportation master plan to tackle the significant transportation issues facing the greater Tampa Bay area. He stepped down from this responsibility in order to dedicate his full time and attention to the Buccaneers. Quarles also served on the Board of Directors for Tampa General Hospital (2009–2016) and also sits on the Celebration of Literacy Committee as an Honorary Host Committee member for Celebration of Reading. He was named the Trailblazer of Our Children's Future by the Hillsborough County Sheriff's Office and won the Tower of Achievement Award for outstanding leadership and contributions by the USF Area Community Civic Associations.

An avid golfer, in the spring of 2009, Quarles was part of the winning foursome in the Transitions Championship Pro-Am at Innisbrook.

Quarles has three children: daughter, Gabriela Nicole, and sons, Shelton Eugene Jr. and Carlos Antonio. He currently resides in Tampa.



## SHANE SCANNELL

### DIRECTOR OF PRO SCOUTING



Shane Scannell enters his 10th season with the Buccaneers and his second as Director of Pro scouting. Prior to his current position, Scannell spent two seasons as the Assistant Director of Pro Scouting after five seasons as a Pro Scout. He spent the 2015 season as a Scouting Assistant.

Scannell is responsible for the advance scouting of upcoming opponents, evaluating players from all professional leagues, organizing player workouts, and evaluating free agents and college prospects.

In 2015, while working as one of the team's scouting assistants, Scannell helped in player evaluations, organizing, and executing free agent workouts and draft preparations.

Scannell played football collegiately at Wesleyan University and graduated with a bachelor's degree in sociology. A native of Mahwah, New Jersey, he played high school football at Don Bosco. He and his wife, Haley, currently reside in Tampa.

## SEAN CONLEY

### ASSISTANT DIRECTOR OF PRO SCOUTING



Sean Conley enters his seventh season with the Buccaneers and his first as an assistant pro scouting director after being promoted during the 2024 offseason. Conley began his career with the Buccaneers as a scouting assistant for three seasons (2018-21) before spending three years as a pro scout (2021-24).

Conley - working with Director of Pro Scouting Shane Scannell and Director of Player Personnel Rob McCartney - helps with advance scouting of upcoming opponents, evaluating players from all professional leagues, organizing player workouts, and evaluating free agents and college prospects.

Before joining the Buccaneers, Conley spent four years at Northwestern as Defensive Quality Control Assistant & Recruiting Assistant.

Conley received his bachelor's degree from Illinois Wesleyan University in 2014 and was named captain of the football team his senior year. The Bolingbrook, Illinois native currently resides in Tampa with his wife Brittany and son Miles.

## DONOVAN COTTON

### ASSISTANT DIRECTOR OF PRO SCOUTING



Donovan Cotton enters his 11th season with the Buccaneers and his first as an assistant pro scouting director. He spent the previous nine seasons as an area scout after beginning his career in Tampa Bay as a scouting assistant in 2014.

Cotton assists in the advance scouting of upcoming opponents, evaluating players from all professional leagues, organizing player workouts, and evaluating free agents and college prospects.

From 2015-23 seasons, Cotton was responsible for scouting colleges in the Southwest portion of the country. As a scouting assistant, Cotton assisted in player evaluations, organizing and executing free agent workouts and helping in draft preparations.

Prior to joining the Buccaneers, Cotton worked as a player personnel scouting intern for the Seattle Seahawks in 2013, tracking depth charts, completing player reports and monitoring the waiver wire, among other duties. He got his start in the NFL with the Green Bay Packers in 2011, working as a training camp scouting intern.

Cotton played football collegiately at Norfolk State and graduated with a Bachelor of Business Entrepreneurship in 2011. Donovan and his wife Frankie reside in Tampa, along with their daughter Sienna and son Quincy.

## SHANNON HOGUE

### PRO SCOUT



Shannon Hogue enters her fourth season with the Buccaneers and her first as a pro scout. In her current role, she helps with advance scouting of upcoming opponents, evaluating players from all professional leagues, organizing player workouts, and evaluating free agents and college prospects.

Prior to being promoted this offseason, Hogue spent two seasons as a scouting analyst (2022-24) following one season as a scouting assistant (2021). During this time, she was responsible for college and pro player evaluations, database management, as well as assisting with day-to-day operations in the personnel department.

Prior to arriving in Tampa Bay, Hogue spent four months as the director of on-campus recruiting at the University of Wyoming in 2021.

While obtaining her Master's degree in Sport Administration from the University of Louisville, Hogue served as both a football recruiting graduate assistant (2018-21) and a women's basketball graduate assistant (2019). A native of Los Angeles, Hogue earned her Bachelor's degree from California State University-Fullerton. She currently resides in Tampa.

## TONY HARDIE

### ASSISTANT DIRECTOR OF COLLEGE SCOUTING



Tony Hardie enters his 14th season with the Buccaneers and his first season as assistant director of college scouting.

Prior to 2024, Hardie spent two seasons as a national scout having been responsible for scouting the Southeast region, in addition to overseeing the Mid-Atlantic and Northeast regions. He previously spent time as an area scout with the Buccaneers.

Hardie began with the Buccaneers working as the team's combine scout covering the Southeast region for National Football Scouting, before scouting the Mountain West, Mid-Atlantic and Midwest regions of the United States.

Prior to joining the Buccaneers, Hardie worked on the football staffs at Northwestern University (2010-11) and at the University of Chicago (2007-09).

Hardie served as the director of defensive quality control and defensive quality control/player personnel assistant with the Wildcats and was the cornerback coach and video coordinator on the Chicago staff.

Hardie graduated from Notre Dame with a Bachelor of Business in finance in 2007. He, and his wife Allie, reside in Tampa.

## ANTWON MURRAY

### NATIONAL SCOUT



Antwon Murray enters his ninth season with the Buccaneers and his third as a national scout, after spending the previous four as an area scout, where he was responsible for scouting the Midwest. Murray spent two seasons as the team's NFS/Combine Scout before elevating to an area scout.

While serving as the NFS/Combine scout, Murray was responsible for evaluating players, gathering information and building reports on behalf of National Football Scouting and the Buccaneers.

Prior to his time with the Buccaneers, Murray worked at his alma mater, Boise State, where he was the director of recruiting for two seasons.

A native of Lakeland, Florida, Murray played defensive back for the Broncos from 2007-11. Once his playing career ended, he spent one season as the director of player personnel at Arkansas State, before returning to Boise.

Murray currently resides in Tampa.

## ANDY SPEYER NATIONAL SCOUT



Andy Speyer enters his 11th season with the Buccaneers working as a national scout. In his role as national scout, Speyer is responsible for scouting college prospects west of the Mississippi River.

Speyer joined Tampa Bay after 12 seasons working with the Philadelphia Eagles' player personnel department, including 11 as a college scout, covering the Southwest, Midwest and Northeast regions at various points during that time. While with Philadelphia, Speyer was a member of an organization that won six division titles and one conference championship. Speyer got his start with the Eagles as a training camp intern in 2001 and worked as a pro personnel intern in 2002.

A native of Spring, Texas, Speyer played collegiately at Ricks College (Rexburg, Idaho), before serving a two-year LDS mission in Pocatello, Idaho. Speyer returned to Ricks for one semester before transferring to the University of Utah and earning his undergraduate degree in business management. He also earned an MBA and a master's degree in sports administration from Ohio University.

Speyer and his wife, Lynette, have two sons, Braden and Kahler, and a daughter, Hailey.

## EMMETT CLIFFORD COLLEGE SCOUT



Emmett Clifford enters his third season with the Buccaneers and his first as a college scout. In his current role, he is responsible for scouting the Northeast region.

Prior to being promoted this offseason, Clifford spent his first two seasons in Tampa Bay as a scouting assistant (2022-24). During this time, he was responsible for college and pro player evaluations, database management, as well as assisting with day-to-day operations in the personnel department.

Prior to joining the Buccaneers, Clifford spent two seasons as an external film analyst with the Cleveland Browns (2020-22).

The Glenview, Illinois native graduated from the College of the Holy Cross where he was a four-year member of the Crusaders football program (2016-19). As a quarterback at Loyola Academy (Wilmette, Illinois), Clifford led his team to a 14-0 record and the Illinois Class 8A State Championship as a senior, earning the Chicago Catholic League Most Valuable Player award in a season in which he set school records for passing yards and passing touchdowns. He currently resides in Tampa.

## BRIAN MCLAUGHLIN COLLEGE SCOUT



Brian McLaughlin enters his 11th season with the Buccaneers and his third as a college scout. Prior to becoming a college scout, he spent four seasons as an NFS/Combine Scout (2018-2021) after being elevated from scouting assistant (2016-17). McLaughlin started in Tampa Bay as a team operations assistant the prior two years (2014-15).

In his current role, he is responsible for scouting the Mid-Atlantic region.

Throughout his tenure with the Buccaneers, McLaughlin covered colleges in the southeast and evaluated players, gathered information and built reports on behalf of National Football Scouting and the Buccaneers. He also assisted with the NFL Combine, Reese's Senior Bowl and the East-West Shrine Game.

As a scouting assistant, McLaughlin was responsible for college and pro player evaluations, database management, as well as assisting with day-to-day operations in the personnel department.

A Buccaneers team operations intern during the 2012 season, McLaughlin spent the 2013 season as the Assistant Director of Football Operations and Recruiting Coordinator at Florida International University. He also served as the Player Personnel Coordinator for the Jacksonville Sharks of the Arena Football League in 2014, before returning to Tampa Bay. McLaughlin also held internships with the Indianapolis Colts (2011) and Cleveland Browns (2010).

A native of Norwalk, Ohio, McLaughlin graduated Magna Cum Laude from the University of Cincinnati with a degree in sports administration and received the program's 'Most Outstanding Student' award. He currently resides in Tampa with his fiancée, Tina.

## CESAR RIVERA

### COLLEGE SCOUT



Cesar Rivera enters his 10th season with the Buccaneers and his third as a college scout. In his current role, Rivera scouts and evaluates college players in the Southwest region.

Rivera originally started with the Buccaneers as the team operations intern in 2015, served as the team operations assistant in 2016, and then spent time as the team operations coordinator in 2017. Following the 2017 season, Rivera moved into the scouting coordinator role, where he assisted with departmental operations, administrative duties for the general manager, and college and pro scouting duties.

Prior to joining the Buccaneers, he spent time in Arena Football League as the football operations and personnel intern with the Tampa Bay Storm, working under Buccaneers legends Derrick Brooks and Jeff Gooch.

Rivera played football at Plymouth State University (2007) and SUNY Cortland (2009). The Port Jefferson Station, New York, native received his bachelor's degree from Southern Connecticut State University in 2013 and his M.B.A. from Saint Leo University in 2015. Rivera and his partner, Courtney, reside in Tampa with their son, Lew.

## ZACH SMITH

### COLLEGE SCOUT



Zach Smith enters his seventh season with the Buccaneers and his first as a college scout. Previously, Smith served two seasons as the team's NFS scout, following four seasons as a scouting assistant.

In his new role, Smith will be responsible for scouting the West region. Previously as the NFS scout, Smith covered colleges in the southeast region and evaluated players, gathered information and built reports on behalf of National Football Scouting and the Buccaneers. As a scouting assistant, Smith was responsible for college and pro player evaluations, database management, as well as assisting with day-to-day operations in the personnel department.

Prior to joining the Buccaneers, Smith interned with the University of Arizona, spending two seasons as a football recruiting intern before being elevated to head football recruiting and player personnel intern. Smith also held internships with the Chargers as an equipment intern and scouting intern.

A native of San Diego, California, Smith graduated from the University of Arizona with a degree in journalism and a minor in sociology. He currently resides in Tampa with his wife, Tori.

## KOREY FINNIE

### NFS/COMBINE SCOUT



Korey Finnie enters his third season with the Buccaneers and his first as the team's NFS scout. In his current role, he is responsible for evaluating players, gathering information and building reports on behalf of National Football Scouting and the Buccaneers.

Prior to being promoted this offseason, Finnie spent his first two seasons in Tampa Bay as a scouting assistant (2022-24). During this time, he was responsible for college and pro player evaluations, database management, as well as assisting with day-to-day operations in the personnel department.

Prior to arriving in Tampa Bay, Finnie served as a coaching assistant at his alma mater, Tulane University, for two seasons (2020-22). He also spent two seasons as an equipment manager at Tulane from 2018-20. The New Orleans native earned his Bachelor's degree in psychology and education from Tulane in 2020. He currently resides in Tampa.

## DUKE PRESTON

### VICE PRESIDENT OF PLAYER ENGAGEMENT



Duke Preston enters his 10th season with the Buccaneers and fourth as the vice president of player engagement. After joining the Buccaneers prior to the 2015 season, Preston spent his first six seasons with the organization as the director of player engagement.

As vice president of player engagement, Preston seeks to engage, transform and empower players to realize their maximum potential as men and professional football players. As such, the foundational approach of Player Engagement is to address the hearts and minds of Buccaneers players by creating authentic and impactful relationships by which the organization is able to fully supply them with tools for success. Preston leads the facilitation of programming aimed at character and leadership development, career development, financial education, continued education and mental health & wellness. He was a member of the support staff for Tampa Bay's Super Bowl LV championship team.

Preston came to Tampa Bay from the University of Notre Dame, where he worked as the football team's Director of Player Development (2014- 2015), following time spent as Director of Student-Athlete Welfare & Development (2013-2014). Prior to joining Notre Dame, Preston worked as an Area Director/Program Spokesman for the Fellowship of Christian Athletes (2010-2013).

Preston – a former offensive lineman – played collegiately at the University of Illinois, before being drafted in the fourth round (122nd overall) of the 2005 NFL Draft by the Buffalo Bills. In a five-year NFL career, Preston played in 59 games with 20 starts, spending time with the Bills, the Green Bay Packers and the Dallas Cowboys. While at Illinois, Preston earned a bachelor's degree in speech communication and began work on a master's degree in educational policy studies. Following his playing career, Preston earned a master's degree in Christian education from the Dallas Theological Seminary. Preston is also a loving husband to his wife, Kavanagh, and a dedicated father to their five children.

## SPENCER DILLE

### SENIOR DIRECTOR OF FOOTBALL TECHNOLOGY



Spencer Dille enters his 13th season with the Buccaneers and third as senior director of football technology.

Dille is responsible for the development and maintenance of all football-related software and technology. He works closely with the front office, scouting department, trainers and coaching staff in the implementation of the latest technology and football-related applications. Additionally, Dille serves as a liaison between the information technology department and football operations, helping to troubleshoot a variety of technological issues on a continual basis.

During the COVID-19 pandemic, Dille was responsible for developing the technology game plan behind the Buccaneers virtual draft. He played a key role setting up General Manager Jason Licht and Head Coach Bruce Arians' home offices to make selections for the 2020 NFL Draft.

Prior to joining the Buccaneers, he spent seven years (2004-11) with COMANCO Environmental Corporation, managing and developing their operational technology. From 2011-12, he worked with Kobie Marketing, developing their loyalty management software platform. Dille received both his Bachelors of Computer Engineering and Masters of Computer Science degrees from the University of Minnesota.

Dille resides in Tampa with his wife, Deborah, their three children, Amelia, Erik and Josephine.

## BOBBY SLATER

### VICE PRESIDENT OF SPORTS MEDICINE AND PERFORMANCE



Bobby Slater enters his 11th season with the Buccaneers and his first as Vice President of Sports Medicine and Performance.

In his new role, Slater continues to serve as the team's head athletic trainer, in addition to overseeing all departments influencing health and wellness of players, including strength and conditioning, performance science and nutrition, to ensure best practices for player training and recovery.

Slater joined Tampa Bay in 2013 after 15 years with the Chicago Bears, finishing his time there as the team's assistant head athletic trainer/director of rehabilitation. Slater began his career with Chicago in 1999 as an assistant athletic trainer, before being promoted to director of rehabilitation in 2002. He held that position for 10 years before adding assistant head athletic trainer to his title in 2012.

Slater began his career in the NFL with the Bears as a training camp intern in 1994, serving in the same capacity with the Miami Dolphins in 1995 and again with Chicago in 1998.

Before joining the Bears full-time, Slater worked as a graduate assistant athletic trainer from 1997-99 at Mississippi State University. He was also an athletic trainer at Lee Memorial Hospital (1997) and A. Kagan Orthopedics in Ft. Myers, Florida (1995-97).

Slater received a Bachelor of Science degree from Florida Southern College and a Master of Science degree from Mississippi State. Slater and his wife, Bridget, have three daughters - Savannah, Natalee, and Brooke - and a son, Ryan.

## DAVE HAMILTON

### DIRECTOR OF PERFORMANCE SCIENCE



Dave Hamilton enters his sixth season as the Buccaneers Director of Performance Science.

Hamilton is tasked with developing a sports science program that promotes athlete health and performance through the collaboration of strength and conditioning, medical treatment and nutrition. The program is designed to build a training environment that is conducive for optimal performance and sustained success for the Tampa Bay Buccaneers. He is also responsible for developing systems and processes that facilitate continued communication and dissemination of knowledge across all performance departments. Hamilton was also a member of the support staff for Tampa Bay's Super Bowl LV championship team.

Prior to his time in Tampa Bay, Hamilton worked as the assistant athletic director for applied health and performance science at Penn State University. During his stint with the Nittany Lions from 2016-19, Hamilton established and led an applied health and performance science program with the goal of optimizing the performance of Penn State's 800 collegiate athletes.

Hamilton spent three-plus years as the director of performance science for USA Field Hockey (2013-16), in which he earned the Doc Councilman Award from the United States Olympic Committee for his innovative approach to programming and training while working with both men's and women's USA Olympic teams.

As the head of strength and conditioning for Great Britain and England's women's field hockey teams from 2009-13, Hamilton won a pair of Bronze medals at the 2010 World Cup and the 2012 Olympic Games in London.

He received his bachelor's degree in sports science from DeMontfort University in England and went on to earn his master's degree in exercise science from Edith Cowen University in Australia.

Dave and his wife Kelly have four daughters, Alya, Amber, Kooper, and Kenzie.

## ADAM PINKOSKI

### ASSISTANT DIRECTOR OF PERFORMANCE SCIENCE



Adam Pinkoski enters his second season with the Buccaneers as the club's Assistant Director of Performance Science. In this role, Pinkoski will work with Director of Performance Science Dave Hamilton to cultivate a sports science program that emphasizes athlete health and performance.

Pinkoski assists with athletic activity monitoring systems and analyzing the data collected on and off the field using a variety of performance technologies. He also evaluates medical trends and ongoing health and wellness data to further develop best practices within the coaching staff and performance team.

Prior to joining Tampa Bay, Pinkoski worked in the biotech sector, specializing in the development of electromyography and other physiological measurements for performance and health applications.

Pinkoski is an award-winning instructor in Exercise Sciences at the undergraduate and graduate level, specializing in cadaver anatomy and health assessment. He was the youngest recipient of the Last Lecture Award in the University of Alberta's history.

He also graduated from the University of Alberta, receiving his Bachelor of Science in Kinesiology and Exercise Science before receiving his Masters of Science in Musculoskeletal Sport Science and Health from Loughborough University. He is currently pursuing his PhD in Epidemiology with a focus on the validation of public access injury data in the NHL.

A native of Edmonton, Alberta, Pinkoski currently resides in Tampa with his wife, Jenny, cat Matilda, and puppy, Penny.

## JESSICA PASTUF

### DIRECTOR OF PERFORMANCE NUTRITION



Jessica Pastuf enters her fifth season with the Buccaneers and her second as the Director of Performance Nutrition.

In this role, Pastuf is responsible for educating and guiding players on how to improve their performance and recovery through optimal nutrition and fueling choices. She works with other members of the Performance Team to design strategies and implement measures dedicated to player hydration, nutrition, recovery, body composition and injury prevention. She was a member of the support staff for Tampa Bay's Super Bowl LV championship team.

Pastuf works with the club's High-Performance Chef to cultivate menus to achieve players' individual nutrition needs. As the team's Director of Nutrition, she oversees the Performance Nutrition Staff, which includes the Performance Dietitian and two Performance Nutrition interns.

Prior to joining the Buccaneers, Pastuf worked as a member of the Utah Jazz's High-Performance Nutrition team from 2019-2020. Before joining the Jazz, she was a Sports Nutrition intern with the University of Utah's athletic department.

Pastuf graduated with a Bachelor of Science in Dietetics and Clinical Nutrition Services from the University of North Carolina at Greensboro before receiving a Master of Science in Sports Nutrition from the University of Utah. In addition, Pastuf is a Board Certified Specialist in Sports dietetics (CSSD), as well as a Registered Dietician (RD).

A native of Syracuse, New York, Pastuf currently resides in Tampa.

## BRAD BERLIN EQUIPMENT DIRECTOR



Brad Berlin enters his ninth season with Tampa Bay, directing all of the team's equipment operations and logistics since joining the team in 2016. He was a key member of the support staff for Tampa Bay's Super Bowl LV championship team.

Berlin came to the Buccaneers after spending the prior two seasons as the Director of Equipment Operations for the University of Michigan (2014-15), overseeing equipment operations for all 31 athletic teams and directing seven full-time equipment managers.

Prior to joining the Wolverines, Berlin spent 13 years with the Washington Commanders (2001-13), serving as the head equipment manager for the team, overseeing all aspects of the equipment and locker rooms at the practice facility and FedEx Field.

Before entering the NFL, Berlin spent nine years working at the collegiate level, beginning his career as the head equipment manager with Utah State (1992-93). He worked as the head equipment manager at Colorado State (1994-98) and Missouri in the same capacity (1998-99), before becoming the assistant athletic director for equipment at Louisville (2000).

A native of Marshall, Missouri, Berlin earned a bachelor's degree in educational studies and sports management from Missouri in 1989 and later earned a master's of education degree in sports management from Missouri in 1993. He and his wife, Molly, have three children – daughters Hannah and Miranda and son Brady – and two granddaughters, Aubrey Jo and Hallie Rose.

## BRETT GREENE VIDEO DIRECTOR



Brett Greene enters his eighth season with the Tampa Bay Buccaneers, working as the team's video director.

In his current role, Greene is responsible for overseeing the video department and maximizing the football technologies used by coaches, players and football personnel on a day-to-day basis. He is also in charge of purchasing and maintaining video and digital equipment. During the 2018 offseason, Greene upgraded the Buccaneers' on-field camera operations, purchasing three "mast cams" from 8K Solutions.

Greene helped play a key role during the NFL's first ever virtual draft. Due to the COVID-19 pandemic the Buccaneers had to recreate draft rooms outside of AdventHealth Training Center. Greene was stationed with Head Coach Bruce Arians to help troubleshoot any technical issues and make sure all three days ran smoothly.

Greene came to Tampa Bay from the University of Georgia, where he worked as the Director of Video Operations from 2011-16. With the Bulldogs, Greene oversaw all video software and equipment at the Butts-Mehre football facility, in addition to supervising the filming and editing of the team's practices and games. In 2015, Greene was part of the Georgia video department that earned the Ultimate SAVVY Award and the SAVVY Award in the College Sports Video Association Recruiting category.

Prior to his time at Georgia, Greene spent nine seasons (2002-10) in the video department of the Jacksonville Jaguars, working under head coaches Tom Coughlin and Jack Del Rio, while also working with former Buccaneers Head Coach Dirk Koetter, who served as the Jaguars' offensive coordinator from 2007-11.

A native of Jacksonville, Florida, Brett and his wife Meghan have two sons, Connor and Hudson, and a daughter, Emmie.



## MATT TAYLOR

### ASSISTANT VIDEO DIRECTOR



Matt Taylor enters his eighth season with the Tampa Bay Buccaneers, working as the team's assistant video director. In his current role, Taylor works with Video Director Brett Greene to maximize the football technologies used by coaches, players and football personnel on a day-to-day-basis.

Taylor joined the Buccaneers after spending two seasons with XOS Digital, working as a Technical Support Representative. Prior to that, he worked in the video department of the Miami Dolphins, first as an intern (2003), before being elevated to video assistant (2005-08), assistant video director (2009-13) and interim video director (2014).

In addition to his time in Miami, Taylor has worked in the video departments of the Cologne Centurions of NFL Europe, the Chicago Bears, the Buffalo Bills and the Buffalo Destroyers of the Arena Football League.

A native of Albion, New York, Matt and his wife, Lindsay, have two sons, Wesley and Clayton and a daughter, Josie.

## ROB JULIAN

### DIRECTOR OF ATHLETIC FIELDS & GROUNDS



Rob Julian enters his 32nd season with the Tampa Bay Buccaneers and his eighth as the team's Director of Athletic Fields & Grounds.

In his role, Rob oversees the team's practice fields at AdventHealth Training Center, which he helped design and establish when the facility was built. He was also involved in the planning of the team's indoor facility, helping to determine the turf that will be utilized. Rob manages the groundskeeping staff and handles any of the surrounding areas of the team's headquarters that need maintaining. He was a member of the support staff for Tampa Bay's Super Bowl LV championship team.

He has been with the organization since 1993, when he was hired as the team's groundskeeper. In addition to his work with the Buccaneers, Julian recently served as the President of the Central Florida Sports Turf Managers Association.

Rob, married to Teresa, is an avid golfer and enjoys traveling.

## ADDITIONAL FOOTBALL STAFF



**John Ames**  
Senior  
Athletic Trainer



**Daniel Battles**  
Senior  
Groundskeeper



**Justin Camp**  
Video Coordinator



**Keairez Coleman**  
Physical Therapy Fellow



**Scott DeGraff**  
Senior  
Athletic Trainer



**Grant Harris**  
Performance  
Dietitian




**RJ Harvey**  
Video Assistant



**Casey Jackson**  
Equipment Assistant



**Andrew Kinch**  
Field Maintenance  
Coordinator



**Joseph Larwa**  
Football Technology  
Coordinator



**Levi Lewis**  
Video Assistant



**Patrick Murray**  
Assistant  
Groundskeeper



**Mike Myrick**  
Senior Equipment  
Manager



**Samantha Richter**  
Assistant  
Athletic Trainer



**Peighton Roth**  
Scouting  
Coordinator



**Nick Schmetzer**  
Assistant Equipment  
Manager



**Tyler Thompson**  
Player Engagement  
Coordinator



**Alec Wargo**  
Equipment  
Manager

# BUCCANEERS SENIOR EXECUTIVES



**Christi Bedan**  
Vice President of  
Media & Marketing



**Marc Budine**  
Vice President of  
Partnership Marketing



**Micah Day**  
Vice President of  
Stadium Operations



**Joe Fada**  
Chief Financial  
Officer



**Nellie Fidura**  
Vice President of Guest  
& Member Relations



**Steve Fidura**  
Vice President of  
Community Impact



**Kristin Hamwey**  
Chief People Officer



**Charles Harris**  
Vice President of  
Information Technology



**Atul Khosla**  
Chief Commercial  
Officer



**Nelson Luis**  
Chief Communications  
Officer



**Jim Mackes**  
Vice President of Events  
& Entertainment



**Tramayne Russell**  
Chief Ticketing &  
Member Relations Officer



**James Ruth**  
Chief Marketing  
Officer



**Kourtney Sanchez**  
Chief Impact Officer



**Adam Smith**  
Vice President of  
Partnership Development



**Amy Taylor**  
Vice President of Ticket  
Sales & MR Strategy



**Michael Vanduyn**  
Vice President of  
Ticket Sales



**Steve Vollmer**  
Vice President of  
Creative

## BUCCANEERS STAFF - DIRECTORS



**Dan Beltran**  
Art Director



**Alex Bohne**  
Director of IT



**John Breedlove**  
Senior Director of  
Insights & Strategy



**Bill Burch**  
Senior Director  
of Facilities



**Vince Cesario**  
Director of  
Purchasing



**Lauren Compton**  
Sr. Director of Luxury  
Suite Services



**Mike Dowsnap**  
Director of BucVision  
Productions



**Courtney Grovatt**  
Director of Guest &  
Member Relations



**Joe Hayward**  
Director of Business  
Administration



**Alison Holme**  
Director of  
Partnership Marketing



**Tim Jarocki**  
Senior Director of  
Team Operations



**Emily Lekahal**  
Assistant General  
Counsel



**Dave Leutwyler**  
Director of  
Ticket Sales



**Stephen Lynch**  
Director of  
Production



**Michael Pehanich**  
Senior Director of  
Communications



**Briana Pompilus**  
Director of Human  
Resources



**Steve Radomsky**  
Director of  
Accounting/Controller



**Dan Roy**  
Director of  
Venue Technology



**Jeff Ryan**  
Senior Director of  
Broadcast Operations



**Joe Simler**  
Director, Partnership  
Development



**Amy Weber**  
Sr. Director of Ticket  
Operations

# BUCCANEERS STAFF



**Mike Aguilar**  
Graphic Designer



**Liliana Alegrias**  
Back of House



**Roberto Alicea**  
Back of House



**Jne Anderson**  
IT Helpdesk



**Joel Ayala**  
Accounts Payable  
Coordinator



**Ralph Baptiste**  
Maintenance  
Technician



**Kimberley Beattie**  
Contracts  
Coordinator



**Jill Beckman**  
Senior Social Media  
Specialist



**Danny Beeck**  
Senior Producer



**Hunter Bishop**  
Guest & Member  
Relations Associate



**Tae Bogan**  
Account Associate



**Kathryn Boucher**  
Junior Graphic  
Designer



**Max Brodsky**  
Senior Digital  
Operations Manager



**Danielle Burns**  
Communications  
Manager



**Jim Carroll**  
Ticket Sales & GMR  
Operations Manager



**Brittany Cavanaugh**  
Sr. BucVision Producer



**Brittany Cesario**  
Premium GMR  
Manager



**Connor Clark**  
Senior Producer



**Jill Clymer**  
Executive Assistant  
to the Owner



**Bruce Cohn**  
Senior Events  
Manager



**Justin Coppola**  
Sr. Manager, Corp.  
Partner Development



**Devin Cramer**  
Luxury Suite Sales  
Manager



**Eileen Crawford**  
Executive Assistant  
to the COO



**Stephen Daily**  
Senior Maintenance  
Technician



**Abigail Danielson**  
Guest & Member  
Relations Associate

FRONT OFFICE

PLAYERS

2023 REVIEW

HISTORY

RECORDS

SIDELINES

# BUCCANEERS STAFF



**Melissa Darusz**  
Manager, Partnership  
Marketing



**Dana DeCherico**  
Account Executive



**Chris Denner**  
Senior Manager of  
Financial Reporting



**Brianna Dix**  
Staff Writer



**Cuc Do**  
Back of House



**Hannah Drosdick**  
Manager of  
Community PR



**Zac Fadullon**  
Events Manager



**Andre Fernandez**  
Business Control  
Coordinator



**Rachel Fields**  
Senior GMR  
Account Executive



**Drew Foster**  
Senior Premium  
Account Executive




**Danielle Funari**  
Senior Events &  
Entertainment Coord.



**Christine George**  
Guest & Member  
Relations Associate



**Jill Gerding**  
Sr. Performance  
Marketing Analyst



**Kyle Gilliam**  
Senior Food &  
Beverage Manager



**Landon Gilmore**  
Network Engineer/  
Information Security



**Brandon Golden**  
Senior Premium  
Account Executive



**JJ Gracia**  
Account Executive



**Timothy Grant**  
Ticket Operations  
Coordinator



**Yvette Gutierrez**  
Events &  
Entertainment Coord.



**Alec Hallman**  
Producer



**Kenneth Hesse**  
Staff Accountant



**John Hetrick**  
Senior Luxury Suite  
Sales Manager



**Larry Hicks**  
Back of House



**Kody Hilburn**  
BucVision  
Producer



**Andrew Holman**  
Communications  
Manager

# BUCCANEERS STAFF

FRONT OFFICE

PLAYERS

2023 REVIEW

HISTORY

RECORDS

SIDELINES



**Taylor Horton**  
Manager, Partnership  
Development



**Tray Huffman**  
Executive Assistant  
to the Owner



**Errol Hunter**  
Security Analyst



**Jordan Jensen**  
Back of House



**Javannie Jermyn**  
Premium GMR Account  
Executive



**Heather Jones**  
Events &  
Entertainment Coord.



**Gabriel Kahaian**  
Digital Operations  
Coordinator



**Alexis Karpodonis**  
Sr. Creative Services  
Coordinator



**Amelia Keaton**  
Executive Assistant  
to the CCO



**Harrison Kirschbaum**  
Senior Marketing &  
Brand Manager



**Stephanie Kravetz**  
Manager, Corporate  
Partnership Marketing



**Damon Lange**  
Senior Account  
Executive



**Danny Leddy**  
Mailroom/Purchasing  
Coordinator



**Jim LeRoy**  
Senior Facilities  
Manager



**Allie Lewis**  
Guest & Member  
Relations Manager



**Jacquelyn Li**  
Accounting  
Manager



**A-B LoBianco**  
Marketing & Fan  
Engagement Coord.



**Tamara LoBianco**  
Luxury Suite Sales  
Manager



**Krishna Mahapat**  
Maintenance  
Technician



**Julius Martinez**  
Ticket Operations  
Manager



**Bre Mathews**  
Purchasing  
Manager



**Greg Mays**  
Sr. BucVision Content  
Manager



**Kristen McMahan**  
Senior Payroll  
Manager



**Kim Michal**  
Senior HR  
Generalist



**Neena Miller**  
Front of House

# BUCCANEERS STAFF



**Derek Millich**  
Sous Chef



**Emirsis Moreno Gomez**  
Back of House



**Alex Morgan**  
Senior Events &  
Entertainment Manager



**Greg Morrisey**  
Sr. Manager, Partnership  
Development



**Joey Nelson**  
Sr. Manager of Digital  
& Social Content



**Ryan Ngo**  
Coordinator, Partnership  
Development



**Marvin Oliva**  
Business Analyst



**Tarra Orr**  
Front of House



**Zach Orth**  
Sr. Team Operations  
Coordinator



**Evita Ortiz**  
Senior Graphic  
Designer



**James Palladino**  
Back of House



**Anna Parrish**  
Cheerleading &  
Mascot Manager



**Carly Pehanich**  
Senior Manager,  
Partnership Marketing



**Allison Peters**  
Ticket Operations  
Manager



**Casey Phillips**  
Team Reporter



**Lindsey Priest**  
Community Impact  
Coordinator



**Eric Reber**  
Security & Facilities  
Assistant



**Tori Richman**  
Team Photographer



**Luis Rivera**  
GMR Account  
Executive



**Brian Rocha**  
Senior A/V Engineer



**Hannah Rosamond**  
Account Associate



**Chris Rumore**  
Maintenance  
Manager



**Steven Rutkowski**  
Senior Network  
Administrator



**Taylor Ryan**  
Senior GMR  
Account Executive



**Bobby Schuster**  
Guest & Member  
Relations Associate



# BUCCANEERS STAFF



**Saliah Serrette**  
Premium GMR  
Account Executive



**Trish Singh**  
Talent & Acquisition  
Manager



**Yolanda Skillman**  
Front of House



**Scott Smith**  
Senior Writer/Editor



**Tyler Smith**  
Accounting  
Manager



**Jada Stanforth**  
Premium GMR  
Associate



**Max Steele**  
Vertical Video Lead



**Joey Street**  
Senior  
Accountant



**Kaylee Strobel**  
Cheerleading  
Coordinator



**Michael Thune**  
Security Officer



**Robert Tran**  
Risk Manager



**Michelle Trazzera**  
Marketing &  
Advertising Manager



**Jason Turner**  
Senior Production  
Manager



**McKenna Van  
Doornik**  
GMR Coordinator



**Carissa Vance**  
Business Analytics  
Manager



**Donna Watson**  
Executive Concierge



**Courtney Williams**  
Senior Luxury Suite  
Service Manager



**Jackie Williams**  
Front Desk  
Ambassador



**Lisa Winkler**  
Senior Accountant



**Susan Wysocki**  
Manager, Corporate  
Partnership Marketing



**Ben Yarrington**  
Communications  
Coordinator



**Courtney Young**  
Senior GMR  
Account Executive



**Demery Zachery**  
Account Associate,  
Partnership Marketing



**Kyle Zedaker**  
Senior Team  
Photographer



**Zak Zumbiel**  
Community Impact  
Manager

FRONT OFFICE

PLAYERS

2023 REVIEW

HISTORY

RECORDS

SIDELINES

# 2024 STAFF DIRECTORY

## OWNERSHIP

|   |                        |
|---|------------------------|
| Owner/ Co-Chairman.....   | Bryan Glazer           |
| Owner/ Co-Chairman.....   | Joel Glazer            |
| Owner/Co-Chairman.....  | Ed Glazer              |
| Owner/President Tampa Bay Buccaneers Foundation, President Glazer Vision Foundation ..... | Darcie Glazer Kasewitz |
| Owner .....   | Avram Glazer           |
| Owner .....   | Kevin Glazer           |

## FRONT OFFICE

|   |                  |
|---|------------------|
| General Manager .....                                   | Jason Licht      |
| Chief Operating Officer.....                            | Brian Ford       |
| Director of New Business Development .....              | Matt Kaiser      |
| Executive Assistant to the Owner .....                  | Jill Clymer      |
| Executive Assistant to the Owner .....                  | Tray Huffman     |
| Executive Assistant to the Owner .....                  | Jennifer O'Brien |
| Executive Assistant to the Chief Operating Officer..... | Eileen Crawford  |
| Executive Concierge.....                                | Donna Watson     |
| Executive Assistant .....                               | Megan Nowak      |

## COACHING STAFF

|  |                   |
|--|-------------------|
| Head Coach .....                               | Todd Bowles       |
| Offensive Coordinator .....                    | Liam Coen         |
| Pass Game Coordinator/Inside Linebackers ..... | Larry Foote       |
| Special Teams Coordinator .....                | Thomas McGaughey  |
| Run Game Coordinator/Defensive Line.....       | Kacy Rodgers      |
| Special Teams Coordinator .....                | Keith Armstrong   |
| Assistant Secondary .....                      | Tim Atkins        |
| Offensive Line .....                           | Kevin Carberry    |
| Outside Linebackers.....                       | George Edwards    |
| Senior Manager of Coaching Operations .....    | Sarah Evans       |
| Defensive Quality Control .....                | Joey Fitzgerald   |
| Pass Game Coordinator .....                    | Josh Grizzard     |
| Assistant Secondary .....                      | Rashad Johnson    |
| Offensive Quality Control.....                 | Jeff Kastl        |
| Quarterbacks.....                              | Thaddeus Lewis    |
| Wide Receivers.....                            | Bryan McClendon   |
| Senior Offensive Assistant.....                | Tom Moore         |
| Tight Ends .....                               | Justin Peelle     |
| Running Backs .....                            | Skip Peete        |
| Assistant Offensive Line.....                  | Brian Picucci     |
| Safeties .....                                 | Nick Rapone       |
| Cornerbacks .....                              | Kevin Ross        |
| Assistant Quarterbacks .....                   | Jordan Somerville |
| Defensive/Special Teams Assistant .....        | Keith Tandy       |
| Pass Game Assistant.....                       | John Van Dam      |

## FOOTBALL ADMINISTRATION

|  |                  |
|--|------------------|
| Assistant General Manager .....              | Mike Greenberg   |
| Assistant General Manager .....              | John Spytek      |
| Vice President of Football Research .....    | Jackie Davidson  |
| Vice President of Player Engagement .....    | Duke Preston     |
| Director of Player Personnel.....            | Mike Biehl       |
| Director of Player Personnel.....            | Rob McCartney    |
| Senior Advisor to the General Manager .....  | Bruce Arians     |
| Senior Personnel Executive .....             | Byron Kiefer     |
| Senior Director of Football Technology ..... | Spencer Dille    |
| Director of Football Operations .....        | Shelton Quarles  |
| Director of Pro Scouting .....               | Shane Scannell   |
| Assistant Director of Pro Scouting.....      | Sean Conley      |
| Assistant Director of Pro Scouting.....      | Donovan Cotton   |
| Pro Scout.....                               | Shannon Hogue    |
| Assistant Director of College Scouting.....  | Tony Hardie      |
| National Scout .....                         | Antwon Murray    |
| National Scout .....                         | Andy Speyer      |
| College Scout .....                          | Emmett Clifford  |
| College Scout.....                           | Brian McLaughlin |
| College Scout.....                           | Cesar Rivera     |
| College Scout.....                           | Zach Smith       |
| NFS/Combine Scout .....                      | Korey Finnie     |
| Scouting Coordinator .....                   | Peighton Roth    |
| Scouting Assistant.....                      | Jeremiah Bogan   |
| Scouting Assistant.....                      | Jordan Morrow    |
| Football Technology Coordinator .....        | Joseph Larwa     |
| Player Engagement Coordinator.....           | Tyler Thompson   |

# 2024 STAFF DIRECTORY

FRONT OFFICE

PLAYERS

2023 REVIEW

HISTORY

RECORDS

SIDELINES

## EQUIPMENT

|                                   |                |
|-----------------------------------|----------------|
| Equipment Director .....          | Brad Berlin    |
| Senior Equipment Manager .....    | Mike Myrick    |
| Equipment Manager .....           | Alec Wargo     |
| Assistant Equipment Manager ..... | Nick Schmetzer |
| Equipment Assistant .....         | Casey Jackson  |

## ATHLETE PERFORMANCE

|   |                  |
|---|------------------|
| Vice President of Sports Medicine & Performance/Head Athletic Trainer ..... | Bobby Slater     |
| Director of Rehabilitation/Performance Coach .....                          | Maral Javadifar  |
| Head Strength & Conditioning Coach .....                                    | Anthony Piroli   |
| Assistant Strength & Conditioning Coach .....                               | Cory Bichey      |
| Assistant Strength & Conditioning Coach .....                               | Chad Wade        |
| Assistant Strength & Conditioning Coach .....                               | DeAndre Ward Sr. |
| Director of Performance Science .....                                       | David Hamilton   |
| Assistant Director of Performance Science .....                             | Adam Pinkoski    |
| Director of Performance Nutrition .....                                     | Jessica Pastuf   |
| Performance Dietitian .....   | Grant Harris     |
| Senior Athletic Trainer .....   | John Ames        |
| Senior Athletic Trainer .....   | Scott DeGraff    |
| Assistant Athletic Trainer .....  | Samantha Richter |
| Physical Therapy Fellow .....   | Keairen Coleman  |

## TEAM DOCTORS

|  |                      |
|--|----------------------|
| Head Orthopedic Surgeon .....            | Dr. Barry Craythorne |
| Orthopedic Surgeon .....                 | Dr. Brian Domy       |
| Orthopedic Surgeon (Foot & Ankle) .....  | Dr. Sean Lannon      |
| Orthopedic Surgeon .....                 | Dr. Dan Murphy       |
| Head Team Physician - Primary Care ..... | Dr. Byron Moran      |
| Primary Care .....                       | Dr. Fred Brennan     |
| Primary Care .....                       | Dr. Eric Coris       |
| Chiropractor .....                       | Dr. Aaron Dixon      |
| Chiropractor .....                       | Dr. Chris Williams   |
| Dentist .....                            | Dr. Taylor Massey    |

## VIDEO

|                                |              |
|--------------------------------|--------------|
| Video Director .....           | Brett Greene |
| Assistant Video Director ..... | Matt Taylor  |
| Video Coordinator .....        | Justin Camp  |
| Video Assistant .....          | RJ Harvey    |
| Video Assistant .....          | Levi Lewis   |

## ATHLETIC FIELDS & GROUNDS

|   |                |
|---|----------------|
| Director of Athletic Fields & Grounds ..... | Rob Julian     |
| Senior Groundskeeper .....                  | Daniel Battles |
| Assistant Groundskeeper .....               | Patrick Murray |
| Field Maintenance Coordinator .....         | Andrew Kinch   |

## ACCOUNTING

|  |                   |
|--|-------------------|
| Chief Financial Officer .....                  | Joe Fada          |
| Senior Director of Accounting/Controller ..... | Steve Radomsky    |
| Senior Manager of Financial Reporting .....    | Chris Denner      |
| Accounting Manager .....                       | Jacqulyn Li       |
| Accounting Manager .....                       | Tyler Smith       |
| Senior Accountant .....                        | Joey Street       |
| Senior Accountant .....                        | Lisa Winkler      |
| Staff Accountant .....                         | Kenneth Hesse     |
| Senior Payroll Manager .....                   | Kristen McMahan   |
| Accounts Payable Coordinator .....             | Joel Ayala        |
| Purchasing Director .....                      | Vince Cesario Jr. |
| Purchasing Manager .....                       | Bre Mathews       |
| Mailroom/Purchasing Coordinator .....          | Danny Leddy       |
| Senior Director of Ticket Operations .....     | Amy Weber         |
| Ticket Operations Manager .....                | Julius Martinez   |
| Ticket Operations Manager .....                | Allison Peters    |
| Ticket Operations Coordinator .....            | Timothy Grant     |

## COMMUNICATIONS

|   |                  |
|---|------------------|
| Chief Communications Officer .....      | Nelson Luis      |
| Senior Director of Communications ..... | Michael Pehanich |
| Communications Manager .....            | Danielle Burns   |
| Communications Manager .....            | Andrew Holman    |
| Senior Communications Coordinator ..... | Ben Yarrington   |

## COMMUNITY IMPACT

|   |                  |
|---|------------------|
| Chief Impact Officer .....                  | Kourtney Sanchez |
| Vice President of Community Impact .....    | Steve Fidura     |
| Senior Player Relations Manager .....       | Zach Kinkeade    |
| Manager of Community Public Relations ..... | Hannah Drosdick  |
| Community Impact Manager .....              | Zak Zumbiel      |
| Community Impact Coordinator .....          | Lindsey Priest   |

## 2024 STAFF DIRECTORY

**COMMUNITY IMPACT**

|                                     |                |
|-------------------------------------|----------------|
| Cheerleading & Mascot Manager ..... | Anna Parrish   |
| Cheerleading Coordinator .....      | Kaylee Strobel |

**CORPORATE PARTNERSHIPS**

|  |                   |
|--|-------------------|
| Vice President, Corporate Partnership Development..... | Adam Smith        |
| Director, Corporate Partnership Development .....      | Joe Simler        |
| Senior Manager, Corporate Partnership Development..... | Justin Coppola    |
| Senior Manager, Corporate Partnership Development..... | Greg Morrisrice   |
| Manager, Corporate Partnership Development .....       | Taylor Horton     |
| Coordinator, Corporate Partnership Development.....    | Ryan Ngo          |
| Vice President, Corporate Partnership Marketing.....   | Marc Budine       |
| Director, Corporate Partnership Marketing.....         | Alison Holme      |
| Senior Manager, Corporate Partnership Marketing.....   | Carly Pehanich    |
| Manager, Corporate Partnership Marketing.....          | Melissa Darusz    |
| Manager, Corporate Partnership Marketing.....          | Stephanie Kravetz |
| Manager, Corporate Partnership Marketing.....          | Susan Wysocki     |
| Corporate Partnership Marketing Account Associate..... | Demery Zachery    |

**EVENTS & ENTERTAINMENT**

|  |                    |
|--|--------------------|
| Vice President of Events & Entertainment.....  | Jim Mackes         |
| Senior Events Manager .....                    | Bruce Cohn         |
| Senior Events & Entertainment Manager .....    | Alex Morgan        |
| Events Manager.....                            | Zac Fadullon       |
| Senior Events & Entertainment Coordinator..... | Danielle Funari    |
| Events & Entertainment Coordinator .....       | Yvette Gutierrez   |
| Events & Entertainment Coordinator .....       | Heather Jones      |
| Director of BucVision Productions .....        | Mike Dewsnap       |
| Senior BucVision Content Manager .....         | Greg Mays          |
| Senior BucVision Producer .....                | Brittany Cavanaugh |
| BucVision Producer .....                       | Kody Hilburn       |

**FACILITIES**

|                                     |                 |
|-------------------------------------|-----------------|
| Senior Director of Facilities.....  | Bill Burch      |
| Senior Facilities Manager .....     | Jim LeRoy       |
| Maintenance Manager .....           | Chris Rumore    |
| Senior Maintenance Technician ..... | Stephen Daily   |
| Maintenance Technician.....         | Ralph Baptiste  |
| Maintenance Technician .....        | Krishna Mahapat |

**FOOD & BEVERAGE**

|                                     |                           |
|-------------------------------------|---------------------------|
| Senior Food & Beverage Manager..... | Kyle Gilliam              |
| Sous Chef .....                     | Derek Millich             |
| Front of House.....                 | Neena Miller              |
| Front of House.....                 | Tarra Orr                 |
| Front of House.....                 | Yolanda Skillman          |
| Back of House .....                 | Roberto Alicea            |
| Back of House .....                 | Liliana Banguero Alegrias |
| Back of House .....                 | Cuc Do                    |
| Back of House .....                 | Larry Hicks               |
| Back of House .....                 | Jordan Jensen             |
| Back of House .....                 | Emirsis Moreno Gomez      |
| Back of House .....                 | James Palladino           |

**INFORMATION TECHNOLOGY**

|   |                   |
|---|-------------------|
| Vice President of Information Technology..... | Charles Harris    |
| Director of Information Technology .....      | Alex Bohne        |
| Director of Venue Technology.....             | Dan Roy           |
| Senior A/V Engineer .....                     | Brian Rocha       |
| Senior Network Administrator .....            | Stephen Rutkowski |
| Network Engineer/Information Security .....   | Landon Gilmore    |
| Security Analyst .....                        | Errol Hunter      |
| IT Helpdesk .....                             | Jne Anderson      |

**BUSINESS ADMINISTRATION, HUMAN RESOURCES, LEGAL & SECURITY**

|  |                   |
|--|-------------------|
| Chief Legal Officer.....                   | Cassie McBride    |
| Assistant General Counsel.....             | Emily Lekahal     |
| Contracts Coordinator .....                | Kimberley Beattie |
| Risk Manager .....                         | Robert Tran       |
| Vice President of Stadium Operations ..... | Micah Day         |
| Director of Business Administration.....   | Joe Hayward       |
| Business Control Coordinator .....         | Andre Fernandez   |
| Chief People Officer .....                 | Kristin Hamwey    |
| Director of Human Resources .....          | Briana Pompilus   |
| Talent & Acquisition Manager.....          | Trish Singh       |
| Senior Human Resources Generalist.....     | Kimberly Michal   |
| Security & Facilities Assistant .....      | Eric Reber        |
| Security Officer .....                     | Michael Thune     |
| Safety Officer .....                       | George Corbin     |
| Front Desk Ambassador .....                | Jackie Williams   |

# 2024 STAFF DIRECTORY

FRONT OFFICE

PLAYERS

2023 REVIEW

HISTORY

RECORDS

SIDELINES

## MEDIA & MARKETING

|  |                        |
|--|------------------------|
| Chief Marketing Officer .....                          | James Ruth             |
| Vice President of Media & Marketing .....              | Christi Bedan          |
| Senior Director of Broadcast Operations .....          | Jeff Ryan              |
| Senior Writer/Editor .....                             | Scott Smith            |
| Staff Writer .....                                     | Brianna Dix            |
| Team Reporter .....                                    | Casey Phillips         |
| Senior Production Manager .....                        | Jason Turner           |
| Senior Team Photographer .....                         | Kyle Zedaker           |
| Team Photographer .....                                | Tori Richman           |
| Senior Digital Operations Manager .....                | Max Brodsky            |
| Digital Operations Coordinator .....                   | Gabriel Kahaian        |
| Senior Manager of Digital & Social Media Content ..... | Joey Nelson            |
| Senior Social Media Specialist .....                   | Jill Beckman           |
| Vertical Video Lead .....                              | Max Steele             |
| Director of Production .....                           | Stephen Lynch          |
| Senior Producer .....                                  | Danny Beeck            |
| Senior Producer .....                                  | Connor Clark           |
| Producer .....   | Alec Hallman           |
| Director of Brand & Merchandise .....                  | Alissa Jagarnath       |
| Senior Brand & Marketing Manager .....                 | Harrison Kirschbaum    |
| Marketing & Advertising Manager .....                  | Michelle Trazzera      |
| Marketing & Fan Engagement Coordinator .....           | Alexis-Brooke LoBianco |
| Vice President of Creative .....                       | Steve Vollmer          |
| Art Director .....                                     | Dan Beltran            |
| Senior Graphic Designer .....                          | Evita Ortiz            |
| Senior Graphic Designer .....                          | Mike Aguilar           |
| Junior Graphic Designer .....                          | Kathryn Boucher        |
| Senior Creative Services Coordinator .....             | Alexis Karpodinis      |
| Senior Director of Insights & Strategy .....           | John Breedlove         |
| Business Analytics Manager .....                       | Carissa Vance          |
| Senior Performance Marketing Analyst .....             | Jill Gerding           |
| Business Analyst .....                                 | Marvin Oliva           |

## SALES/GUEST & MEMBER RELATIONS

|  |                     |
|--|---------------------|
| Chief Commercial Officer .....                                   | Atul Khosla         |
| Executive Assistant to the Chief Commercial Officer .....        | Amelia Keaton       |
| Chief Ticketing & Member Relations Officer .....                 | Tramayne Russell    |
| Vice President of Ticket Sales & Member Relations Strategy ..... | Amy Taylor          |
| Vice President of Ticket Sales .....                             | Michael Vanduyn     |
| Director of Ticket Sales .....                                   | Dave Leutwyler      |
| Senior Luxury Suite Sales Manager .....                          | John Hetrick        |
| Luxury Suite Sales Manager .....                                 | Devin Cramer        |
| Luxury Suite Sales Manager .....                                 | Tamara LoBianco     |
| Senior Premium Account Executive .....                           | Drew Foster         |
| Senior Premium Account Executive .....                           | Brandon Golden      |
| Senior Account Executive .....                                   | Damon Lange         |
| Account Executive .....  | Dana DeCherico      |
| Account Executive .....  | JJ Gracia           |
| Account Executive .....  | Danielle Oppman     |
| Account Associate .....  | Tae Bogan           |
| Account Associate .....  | Hannah Rosamond     |
| Ticket Sales & Member Relations Operations Manager .....         | Jim Carroll         |
| Vice President of Guest & Member Relations .....                 | Nellie Fidura       |
| Senior Director of Luxury Suite Services .....                   | Lauren Compton      |
| Director of Guest & Member Relations .....                       | Courtney Grovatt    |
| Senior Luxury Suite Service Manager .....                        | Courtney Williams   |
| Premium Guest & Member Relations Manager .....                   | Brittany Cesario    |
| Guest & Member Relations Manager .....                           | Allie Lewis         |
| Senior Guest & Member Relations Account Executive .....          | Rachel Fields       |
| Senior Guest & Member Relations Account Executive .....          | Taylor Ryan         |
| Senior Guest & Member Relations Account Executive .....          | Courtney Young      |
| Premium Guest & Member Relations Account Executive .....         | Javannie Jermy      |
| Premium Guest & Member Relations Account Executive .....         | Saliah Serrette     |
| Premium Guest & Member Relations Account Executive .....         | Jada Stanforth      |
| Guest & Member Relations Account Executive .....                 | Luis Rivera         |
| Guest & Member Relations Associate .....                         | Hunter Bishop       |
| Guest & Member Relations Associate .....                         | Abbigail Danielson  |
| Guest & Member Relations Associate .....                         | Christine George    |
| Guest & Member Relations Associate .....                         | Bobby Schuster      |
| Guest & Member Relations Coordinator .....                       | McKenna Van Doornik |

## TEAM OPERATIONS

|  |             |
|--|-------------|
| Senior Director of Team Operations ..... | Tim Jarocki |
| Senior Team Operations Coordinator ..... | Zach Orth   |

# PLAYERS



#93  
ERIC BANKS

DEFENSIVE LINEMAN

HT: 6-5 WT: 274

DOB: 1/30/1998

NFL: 2ND YEAR

ACQ: FA, 2024

COLLEGE: TEXAS-SAN ANTONIO

**TRANSACTIONS:**

- X Originally signed as an undrafted free agent by the Los Angeles Rams on April 30, 2020. Released by the Rams on Oct. 30, 2020. Signed to the Rams practice squad on Oct. 17, 2020.
- X Signed a future contract with the Rams for the 2021 season on Jan. 18, 2021. Released by the Rams on Aug. 31, 2021.
- X Acquired via waivers by the Los Angeles Chargers on Sept. 1, 2021. Released by the Chargers on Sept. 30, 2021.
- X Acquired via waivers by Detroit on Oct. 1, 2021. Released by the Lions on Oct. 28, 2021. Signed to the Lions practice squad on Oct. 20, 2021.
- X Signed a future contract with the Lions for the 2022 season on Jan. 10, 2022. Released by the Lions on Sept. 5, 2022.
- X Signed to Arizona's practice squad on Nov. 2, 2022. Released by the Cardinals on Nov. 10, 2023.
- X Signed by the Buccaneers on Jan. 30, 2024.

**CAREER HIGHLIGHTS:**

- X Has appeared in six career games between the Los Angeles Chargers (three games) and the Arizona Cardinals (three games), amassing four career tackles.

**2023 HIGHLIGHTS:**

- X Was elevated from Arizona's practice squad for their Week 2 game against

the New York Giants, finishing with one tackle.

- X Was elevated from Arizona's practice squad for their Week 4 game at the San Francisco 49ers, recording one tackle.

**COLLEGE:**

- X Appeared in 48 games (2016-19) across four seasons at the University of Texas-San Antonio, the most in program history.
- X Finished his collegiate career with 81 tackles (20.5 for loss), 7.5 sacks, five forced fumbles, three passes defended and one fumble recovery.
- X Started in all 12 games as a senior and recorded 23 tackles (3.5 for loss), 3.0 sacks, three quarterback hurries, two passes defended, one forced fumble and a fumble recovery.
- X As a junior in 2018, earned an All-Conference USA honorable mention recognition after playing in all 12 games (three starts) and logging 22 tackles (five for loss) and 1.0 sack.

**PERSONAL:**

- X Attended Memphis East (TN) High School, where he played quarterback and defensive line.
- X As a senior quarterback, he led his team to a 12-win season and the Tennessee District 8-4A Championship.
- X Played high school basketball and played on a team coached by Penny Hardaway.

**BANKS' CAREER STATISTICS**

| Year              | Team          | GP       | GS       | Tackles  |          |          | Sk         | Yds        | INT      |          |          |          | Fumbles  |          |          | ST       |          |          |          |
|-------------------|---------------|----------|----------|----------|----------|----------|------------|------------|----------|----------|----------|----------|----------|----------|----------|----------|----------|----------|----------|
|                   |               |          |          | T        | S        | A        |            |            | No       | Yds      | Lg       | TD       | PD       | FF       | FR       | Yds      | T        | S        | A        |
| 2021              | L.A. Chargers | 3        | 0        | 1        | 0        | 1        | 0.0        | 0.0        | 0        | 0        | 0        | 0        | 0        | 0        | 0        | 0        | 0        | 0        | 0        |
| 2022              | Arizona       | 1        | 0        | 1        | 0        | 1        | 0.0        | 0.0        | 0        | 0        | 0        | 0        | 0        | 0        | 0        | 0        | 0        | 0        | 0        |
| 2023              | Arizona       | 2        | 0        | 2        | 2        | 0        | 0.0        | 0.0        | 0        | 0        | 0        | 0        | 0        | 0        | 0        | 0        | 0        | 0        | 0        |
| <b>NFL Totals</b> |               | <b>6</b> | <b>0</b> | <b>4</b> | <b>2</b> | <b>2</b> | <b>0.0</b> | <b>0.0</b> | <b>0</b> | <b>0</b> | <b>0</b> | <b>0</b> | <b>0</b> | <b>0</b> | <b>0</b> | <b>0</b> | <b>0</b> | <b>0</b> | <b>0</b> |

# #68

## BEN BREDESON

### GUARD

HT: 6-5 WT: 315

DOB: 2/20/98

NFL: 5TH YEAR

ACQ: UFA (NYG), 2024

COLLEGE: MICHIGAN



### TRANSACTIONS:

- X Originally entered the NFL as a fourth-round draft pick (143rd overall) by the Baltimore Ravens in the 2020 NFL Draft.
- X Was traded by the Ravens to the New York Giants on Aug. 31, 2021.
- X Signed by the Tampa Bay Buccaneers as an unrestricted free agent on March 15, 2024.

### CAREER HIGHLIGHTS:

- X Has appeared in 45 career games, making 25 starts, between the Baltimore Ravens (10 games) and the New York Giants (35 games).
- X From 2020-23, recorded 13 starts at left guard, four starts at center, and eight starts at right guard.
- X From 2020-23, logged one snap at left tackle, 972 snaps at left guard, 376 snaps at center, and 487 snaps at right guard.
- X Made his first career start in Week 3 of the 2021 season against the Atlanta Falcons (9/26/21).
- X Made his NFL debut in Week 4 of the 2020 season (10/4/2020).

### 2023 HIGHLIGHTS:

- X Started 16 games for the New York Giants, including four starts at left guard, four starts at center, and eight starts at right guard.

### COLLEGE:

- X Appeared in 51 career games with 46 starts at left guard the University of Michigan (2016-19).
- X Was twice voted a team captain by his teammates (2018-19).
- X As a senior in 2019, named second-team All-America by the Walter Camp Football Foundation, third-team All-America by the AP and first-team All-Big Ten by coaches and media.
- X Was named second-team All-Big Ten by coaches and media in 2017-18 and academic All-Big Ten in 2017.

### PERSONAL:

- X Majored in Psychology.
- X His father played football at Illinois, and his older brother, Jack, spent four years on the University of Michigan baseball team.
- X Attended Arrowhead High School (Hartland, Wis.). Helped them win the WIAA Division I state championships in 2012 and 2013.
- X In 2015, was named Wisconsin's Gatorade Player of the Year, was first-team USA Today All-American and first-team MaxPreps All-America.

## BREDESON'S CAREER STATISTICS

**Games/Starts:** BAL: 2020: 10/0; NYG: 2021: 8/1; 2022: 11/8 (P:2/0); 2023: 16/16

**Career Totals:** 45/25 (P: 2/0)



# #52

## K.J. BRITT

LINEBACKER

HT: 6-0 WT: 243

DOB: 6/4/99

NFL: 4TH YEAR

ACQ: D5, 2021

COLLEGE: AUBURN

### ACQUIRED BY BUCS:

- X Selected in the fifth round (176th overall) of the 2021 NFL Draft by the Buccaneers.

### CAREER HIGHLIGHTS:

- X Has appeared in 45 games for the Buccaneers, making four starts and logging 33 tackles (two for loss), two passes defended and one quarterback hit. In addition, has contributed 21 career special teams tackles.
- X Has appeared in five career postseason games, making two starts and compiling 16 tackles (one for loss), one pass defended, and one special teams tackle.

### 2023 HIGHLIGHTS:

- X Appeared on special teams and in a reserve capacity on defense in the Week 1 victory at Minnesota. Was tied for the team lead with 23 special teams snaps.
- X Logged a team-high-tying 20 special teams snaps in the Week 2 victory over Chicago.
- X In Week 3 vs. Philadelphia, recorded a team-high-tying 19 special teams snaps and finished with one special teams tackle. Also appeared in a reserve capacity on defense, logging four snaps.
- X Recorded a team-high-tying 21 special teams snaps in the Week 4 victory at New Orleans and finished with a then-career-high-tying two special teams tackles.
- X In Week 6 vs. Detroit, played a team-high-tying 21 special teams snaps, finishing with a team-high and then-career-high three special teams tackles.
- X Logged a team-high-tying 18 special teams snaps in Week 7 vs. Atlanta.
- X In Week 8 at Buffalo, played a team-high-tying 21 special teams snaps and finished with one special teams tackle.



- X Appeared on special teams and in a reserve capacity on defense in Week 9 at Houston, playing 26 special teams snaps.
- X In the Week 10 victory over Tennessee, appeared on special teams and in a reserve capacity on defense, logging a team-high-tying 19 special teams snaps.
- X Played a team-high-tying 20 special teams snaps in Week 11 at San Francisco, finishing with one special teams tackle.
- X In Week 12 at Indianapolis, appeared on special teams and in a reserve capacity on defense. Played a team-high-tying 23 special teams snaps.
- X Started at linebacker in Week 13 vs. Carolina, playing seven defensive snaps and finishing with two tackles before leaving with injury.
- X Started at linebacker in the Week 14 victory over Atlanta, logging a then-career-high eight tackles and one pass defended.
- X According to Pro Football Focus, was Tampa Bay's highest-graded player in the



FRONT OFFICE

VETERANS

2023 REVIEW

HISTORY

RECORDS

SIDELINES

Week 14 victory over Atlanta, earning a 79.5 grade.

- X Started in the Week 15 victory at Green Bay, playing 55-of-60 defensive snaps and finishing with six tackles (one for loss).
- X In the Week 16 victory over Jacksonville, started at linebacker and finished with one tackle.
- X Played 20-of-70 defensive snaps in Week 17 vs. New Orleans, finishing with two defensive tackles. Also added two special teams tackles.
- X Was inactive for Week 18 at Carolina.
- X In the Wild Card round victory over Philadelphia, started at linebacker and finished with three tackles and one pass defended. Contributed to a defense that produced Tampa Bay's largest yardage differential (+150) in club postseason history.
- X In the Divisional round contest against Detroit, started at linebacker and recorded a then-career-high 12 tackles (one for loss). His 12 tackles were good for the second-most on the team.

### COLLEGE/PERSONAL:

- X Appeared in 42 games across four seasons (2017-20) at Auburn University, totaling 119 tackles (13 for loss), 2.5 sacks, two passes defended and one forced fumble.
- X Was voted a team captain prior to his senior season at Auburn.
- X Was named First Team All-SEC in 2019 after recording 69 tackles (10 for loss), 2.5 sacks, one pass defended and one forced fumble.
- X Attended Oxford High School (Oxford, Ala.)




## BRITT'S GAME-BY-GAME STATISTICS

| 2023              |      | TACKLES   |          |          |          |            |            |          | INTERCEPTIONS |          |          |          |          | FUMBLES  |          |          | ST TACKLES |          |          |          |
|-------------------|------|-----------|----------|----------|----------|------------|------------|----------|---------------|----------|----------|----------|----------|----------|----------|----------|------------|----------|----------|----------|
| DATE              | OPP  | T         | S        | A        | TFL      | SK         | YDS        | QH       | NO            | YDS      | LG       | TD       | PD       | FF       | FR       | YDS      | T          | S        | A        |          |
| Sept. 10          | @MIN | 0         | 0        | 0        | 0        | 0.0        | 0.0        | 0        | 0             | 0        | 0        | 0        | 0        | 0        | 0        | 0        | 0          | 0        | 0        | 0        |
| Sept. 17          | CHI  | 0         | 0        | 0        | 0        | 0.0        | 0.0        | 0        | 0             | 0        | 0        | 0        | 0        | 0        | 0        | 0        | 0          | 0        | 0        | 0        |
| Sept. 25          | PHI  | 0         | 0        | 0        | 0        | 0.0        | 0.0        | 0        | 0             | 0        | 0        | 0        | 0        | 0        | 0        | 0        | 1          | 1        | 0        | 0        |
| Oct. 1            | @NO  | 0         | 0        | 0        | 0        | 0.0        | 0.0        | 0        | 0             | 0        | 0        | 0        | 0        | 0        | 0        | 0        | 2          | 2        | 0        | 0        |
| Oct. 15           | DET  | 0         | 0        | 0        | 0        | 0.0        | 0.0        | 0        | 0             | 0        | 0        | 0        | 0        | 0        | 0        | 0        | 3          | 3        | 0        | 0        |
| Oct. 22           | ATL  | 0         | 0        | 0        | 0        | 0.0        | 0.0        | 0        | 0             | 0        | 0        | 0        | 0        | 0        | 0        | 0        | 0          | 0        | 0        | 0        |
| Oct. 26           | @BUF | 0         | 0        | 0        | 0        | 0.0        | 0.0        | 0        | 0             | 0        | 0        | 0        | 0        | 0        | 0        | 0        | 1          | 0        | 1        | 0        |
| Nov. 5            | @HOU | 0         | 0        | 0        | 0        | 0.0        | 0.0        | 0        | 0             | 0        | 0        | 0        | 0        | 0        | 0        | 0        | 0          | 0        | 0        | 0        |
| Nov. 12           | TEN  | 0         | 0        | 0        | 0        | 0.0        | 0.0        | 0        | 0             | 0        | 0        | 0        | 0        | 0        | 0        | 0        | 0          | 0        | 0        | 0        |
| Nov. 19           | @SF  | 0         | 0        | 0        | 0        | 0.0        | 0.0        | 0        | 0             | 0        | 0        | 0        | 0        | 0        | 0        | 0        | 1          | 1        | 0        | 0        |
| Nov. 26           | @IND | 0         | 0        | 0        | 0        | 0.0        | 0.0        | 0        | 0             | 0        | 0        | 0        | 0        | 0        | 0        | 0        | 0          | 0        | 0        | 0        |
| Dec. 3            | CAR  | 2         | 0        | 2        | 0        | 0.0        | 0.0        | 0        | 0             | 0        | 0        | 0        | 0        | 0        | 0        | 0        | 0          | 0        | 0        | 0        |
| Dec. 10           | @ATL | 8         | 4        | 4        | 0        | 0.0        | 0.0        | 0        | 0             | 0        | 0        | 0        | 1        | 0        | 0        | 0        | 0          | 0        | 0        | 0        |
| Dec. 17           | @GB  | 6         | 3        | 3        | 1        | 0.0        | 0.0        | 0        | 0             | 0        | 0        | 0        | 0        | 0        | 0        | 0        | 0          | 0        | 0        | 0        |
| Dec. 24           | JAC  | 1         | 1        | 0        | 0        | 0.0        | 0.0        | 0        | 0             | 0        | 0        | 0        | 0        | 0        | 0        | 0        | 0          | 0        | 0        | 0        |
| Dec. 31           | NO   | 2         | 1        | 1        | 0        | 0.0        | 0.0        | 0        | 0             | 0        | 0        | 0        | 0        | 0        | 0        | 0        | 2          | 0        | 2        | 0        |
| Jan. 7            | @CAR | Inactive  |          |          |          |            |            |          |               |          |          |          |          |          |          |          |            |          |          |          |
| <b>TOTALS</b>     |      | <b>17</b> | <b>8</b> | <b>9</b> | <b>1</b> | <b>0.0</b> | <b>0.0</b> | <b>0</b> | <b>0</b>      | <b>0</b> | <b>0</b> | <b>0</b> | <b>1</b> | <b>0</b> | <b>0</b> | <b>0</b> | <b>10</b>  | <b>7</b> | <b>3</b> |          |
| <b>POSTSEASON</b> |      |           |          |          |          |            |            |          |               |          |          |          |          |          |          |          |            |          |          |          |
| Jan. 15           | PHI  | 3         | 0        | 3        | 0        | 0.0        | 0.0        | 0        | 0             | 0        | 0        | 0        | 1        | 0        | 0        | 0        | 0          | 0        | 0        | 0        |
| Jan. 21           | @DET | 12        | 7        | 5        | 1        | 0.0        | 0.0        | 0        | 0             | 0        | 0        | 0        | 0        | 0        | 0        | 0        | 0          | 0        | 0        | 0        |
| <b>TOTALS</b>     |      | <b>15</b> | <b>7</b> | <b>8</b> | <b>1</b> | <b>0.0</b> | <b>0.0</b> | <b>0</b> | <b>0</b>      | <b>0</b> | <b>0</b> | <b>0</b> | <b>1</b> | <b>0</b> | <b>0</b> | <b>0</b> | <b>0</b>   | <b>0</b> | <b>0</b> | <b>0</b> |

## BRITT'S CAREER STATISTICS

| Year              | Team      | Tackles   |          |           |           |           |            |            | INT      |          |          |          |          | Fumbles  |          |          | ST Tackles |           |          |
|-------------------|-----------|-----------|----------|-----------|-----------|-----------|------------|------------|----------|----------|----------|----------|----------|----------|----------|----------|------------|-----------|----------|
|                   |           | GP        | GS       | T         | S         | A         | Sk         | Yds        | No       | Yds      | Lg       | TD       | PD       | FF       | FR       | Yds      | T          | S         | A        |
| 2021              | Tampa Bay | 17        | 0        | 7         | 5         | 2         | 0.0        | 0.0        | 0        | 0        | 0        | 0        | 1        | 0        | 0        | 0        | 5          | 2         | 3        |
| 2022              | Tampa Bay | 12        | 0        | 7         | 2         | 5         | 0.0        | 0.0        | 0        | 0        | 0        | 0        | 0        | 0        | 0        | 0        | 6          | 3         | 3        |
| 2023              | Tampa Bay | 16        | 4        | 19        | 9         | 10        | 0.0        | 0.0        | 0        | 0        | 0        | 0        | 1        | 0        | 0        | 0        | 10         | 7         | 3        |
| <b>NFL Totals</b> |           | <b>45</b> | <b>4</b> | <b>33</b> | <b>16</b> | <b>18</b> | <b>0.0</b> | <b>0.0</b> | <b>0</b> | <b>0</b> | <b>0</b> | <b>0</b> | <b>2</b> | <b>0</b> | <b>0</b> | <b>0</b> | <b>21</b>  | <b>12</b> | <b>9</b> |
| <b>Playoffs</b>   |           |           |          |           |           |           |            |            |          |          |          |          |          |          |          |          |            |           |          |
| Year              | Team      | Tackles   |          |           |           |           |            |            | INT      |          |          |          |          | Fumbles  |          |          | ST Tackles |           |          |
|                   |           | GP        | GS       | T         | S         | A         | Sk         | Yds        | No       | Yds      | Lg       | TD       | PD       | FF       | FR       | Yds      | T          | S         | A        |
| 2021              | Tampa Bay | 2         | 0        | 0         | 0         | 0         | 0.0        | 0.0        | 0        | 0        | 0        | 0        | 0        | 0        | 0        | 0        | 1          | 1         | 0        |
| 2022              | Tampa Bay | 1         | 0        | 1         | 0         | 1         | 0.0        | 0.0        | 0        | 0        | 0        | 0        | 0        | 0        | 0        | 0        | 0          | 0         | 0        |
| 2023              | Tampa Bay | 2         | 2        | 15        | 7         | 8         | 0.0        | 0.0        | 0        | 0        | 0        | 0        | 1        | 0        | 0        | 0        | 0          | 0         |          |
| <b>Postseason</b> |           | <b>5</b>  | <b>2</b> | <b>16</b> | <b>7</b>  | <b>8</b>  | <b>0.0</b> | <b>0.0</b> | <b>0</b> | <b>0</b> | <b>0</b> | <b>0</b> | <b>1</b> | <b>0</b> | <b>0</b> | <b>0</b> | <b>1</b>   | <b>1</b>  | <b>0</b> |

#74

**EARNST BROWN IV****DEFENSIVE LINEMAN****HT:** 6-0 **WT:** 300**DOB:** 1/8/1999**NFL:** 3RD YEAR**ACQ:** FA, 2024**COLLEGE:** NORTHWESTERN**TRANSACTIONS:**

- X Originally entered the NFL as a fifth-round draft pick (174th overall) by the Los Angeles Rams in the 2021 NFL Draft.
- X Waived by the Rams on Aug. 28, 2021 and re-signed to their practice squad on Sept. 1, 2021.
- X Signed a future contract with the Rams on Feb. 10, 2022. Waived by the Rams on Aug. 26, 2022.
- X Signed to the Rams active roster on Dec. 24, 2022. Released on Jan. 8, 2024.
- X Signed by the San Francisco 49ers on Feb. 15, 2024. Released on May 14, 2024.
- X Signed by the Tampa Bay Buccaneers on May 22, 2024.

**CAREER HIGHLIGHTS:**

- X Has appeared in 12 career games, all for the Rams, making three starts and amassing 14 tackles (one for loss).
- X Set a career high with five tackles against the Seattle Seahawks in Week 18 of the 2022 season (1/8/23).
- X Recorded his first career start in Week 16 of the 2022 season against the Denver Broncos (12/25/22).
- X Made his NFL debut in Week 14 of the 2022 season against the Las Vegas Raiders (12/8/22).

**2023 HIGHLIGHTS:**

- X Appeared in seven games for the Los Angeles Rams, finishing with five tackles.

**COLLEGE:**

- X Brown appeared in 39 career games for Northwestern University (2017-20), amassing 66 tackles, 7.0 sacks, nine passes defended, one forced fumble and one fumble recovery.

- X Prior to his senior season, Brown was named to Phil Steele's 2020 Preseason All-Big Ten Team and the Athlon Sports-Preseason All-Big Ten Team.
- X As a senior in 2020, played in nine games and logged 32 tackles, 1.0 sacks, four passes defended and one fumble recovery.
- X During his junior season in 2019, Brown appeared in six games and finished with 15 tackles, 2.0 sacks and two passes defended.
- X During his sophomore season, Brown appeared in 14 games and finished the year with 22 tackles (7.5 for loss), and 4.0 sacks.
- X As a freshman in 2017, saw action in 11 games.

**PERSONAL:**

- X Attended Billy Ryan High School (Denton, Texas). Over his final two seasons, Brown totaled 57.0 tackles for loss and 20.0 sacks.
- X He led his high school team to the Texas 5A state semifinals as a senior after helping guide the program to the 6A Quarterfinals as a junior
- X Brown was named 2016 Texas District 5/6A Defensive Player of the Year, the 2016 Denton Record-Chronicle Defensive Player of the Year, and the 2016 Denton Defensive MVP.
- X Also played varsity basketball in high school, and was a team captain.

## BROWN'S CAREER STATISTICS

| Year              | Team      | GP        | GS       | Tackles   |          |          | Sk         | Yds        | INT      |          |          |          |          | Fumbles  |          |          | ST Tackles |          |          |          |          |
|-------------------|-----------|-----------|----------|-----------|----------|----------|------------|------------|----------|----------|----------|----------|----------|----------|----------|----------|------------|----------|----------|----------|----------|
|                   |           |           |          | T         | S        | A        |            |            | No       | Yds      | Lg       | TD       | PD       | FF       | FR       | Yds      | T          | S        | A        |          |          |
| 2022              | L.A. Rams | 5         | 3        | 9         | 3        | 6        | 0.0        | 0.0        | 0        | 0        | 0        | 0        | 0        | 0        | 0        | 0        | 0          | 0        | 0        | 0        | 0        |
| 2023              | L.A. Rams | 7         | 0        | 5         | 2        | 3        | 0.0        | 0.0        | 0        | 0        | 0        | 0        | 0        | 0        | 0        | 0        | 0          | 0        | 0        | 0        | 0        |
| <b>NFL Totals</b> |           | <b>12</b> | <b>3</b> | <b>14</b> | <b>5</b> | <b>9</b> | <b>0.0</b> | <b>0.0</b> | <b>0</b> | <b>0</b> | <b>0</b> | <b>0</b> | <b>0</b> | <b>0</b> | <b>0</b> | <b>0</b> | <b>0</b>   | <b>0</b> | <b>0</b> | <b>0</b> | <b>0</b> |

#5

## JAKE CAMARDA

## PUNTER

HT: 6-1 WT: 193

DOB: 4/20/99

NFL: 3RD YEAR

ACQ: D4B, 2022

COLLEGE: GEORGIA

**ACQUIRED BY BUCS:**

- X Selected in the fourth round (133rd overall) of the 2022 NFL Draft by the Buccaneers.

**AWARDS & ACCOLADES:**

- X 2x NFC Special Teams Player of the Week (Week 9, 2022; Week 2, 2023).
- X NFC Special Teams Player of the Month (September, 2023)

**CAREER HIGHLIGHTS:**

- X Established a new franchise record in gross yards per punt average in both 2022 (48.8 avg.) and 2023 (50.1 avg.), breaking the previous mark of 45.9 set by Bryan Anger in 2016 (min. 2.5 punts per team game).
- X Has logged three career 74-yard punts, which is tied for the longest punt in franchise history.
- X Tied the NFL record for the highest yards per punt average in a game by a punter with six-or-more punts when he averaged 59.5 yards per kick across six punts on Nov. 6, 2022 vs. L.A. Rams
- X Established a franchise record for most punts of 60+ yards in a season in both 2022 (15) and 2023 (18), surpassing the previous record of six set by Josh Bidwell in 2008.
- X Camarda's 18 punts of 60-or-more yards in 2023 led the NFL.

**2023 HIGHLIGHTS:**

- X Received NFC Special Teams Player of the Month honors in September, in addition to earning Week 2 NFC Special Teams Player of the Week recognition.
- X Led the NFL with 18 punts of 60-or-more yards – also good for a Buccaneers franchise record.

- X Established a new single-season franchise record for gross punt average (50.1).
- X Punted six times for 327 yards (54.5 avg.) in the Week 1 victory at Minnesota. Pinned two punts inside the 20 and yielded just 18 return yards across four returns, good for a 48.2 net average.
- X Camarda's 54.5 gross average and 48.2 net average in Week 1 both ranked second in the NFL among punters with multiple punts.
- X His 54.5 gross average and 48.2 net average in Week 1 were the second-highest marks in franchise history by any punter with five-or-more punts in a game, trailing only his own 59.5 gross average and 54.2 net average marks that he set on Nov. 6, 2022 vs. L.A. Rams.
- X Was named NFC Special Teams Player of the Week for the Week 2 victory over Chicago after punting four times for 211 yards (52.8 avg.), including pinning three punts inside the 20-yard line and a long punt of 72 yards.
- X Camarda's 72-yard punt in Week 2 was the third-longest punt in team history.
- X Through two weeks, Camarda ranked second in the NFL in yards per punt (53.8) and third in net yards per punt (48.0). His five punts pinned inside the 20-yard line was tied for third-most in the NFL, with his -17.4 average opponent starting field position ranking second in the NFL.
- X In Week 3 vs. Philadelphia, punted four times for 230 yards (57.5 avg.) and pinned two punts inside the opponent 20-yard line. He recorded a long punt of 74 yards, tying the longest punt of his career and longest punt in franchise history.
- X Through three weeks, Camarda ranked among league leaders in gross average (54.9, 1st); net average (44.9, 7th); punts

- inside the 20 (7, T-3rd); and opponent's average starting field position (-20.5; 4th).
- X Punted four times for 190 yards (47.5 avg.) in the Week 4 victory at New Orleans. Pinned two punts inside the 20-yard line and recorded a long punt of 73 yards.
  - X Through five weeks, ranked third in the NFL in yards per punt (53.2) and tied for sixth in punts downed inside the 20-yard line (9).
  - X In Week 6 vs. Detroit, punted six times for 325 yards (54.2 avg.), including a long punt of 66 yards and three punts placed inside the opponent 20-yard line (with one inside the 5-yard line).
  - X Through six weeks, led the NFL in gross punting average (53.5 yards per punt) and ranked second in the NFL with an average of 2.4 punts inside the opponent 20-yard line per game.
  - X In Week 7 vs. Atlanta, punted three times for 144 yards (48.0 avg.), including a long punt of 52 and one punt downed at Atlanta's 7-yard line.
  - X Through seven weeks, led all punters with a 52.9 gross average, while his 43.7 net average ranked fifth among punters with at least 25 punts.
  - X In Week 8 at Buffalo, punted six times for 305 yards (50.8 avg.), including two punts inside the 20-yard line and a long punt of 63.
  - X Through eight weeks, Camarda's 14 punts inside the 20-yard line was ranked third in the NFL.
  - X Punted four times for 202 yards (50.5 avg.) in Week 9 at Houston, including pinning two punts inside the 20-yard line and recording a long punt of 53 yards.
  - X Through nine weeks, Camarda led the NFL in gross punting average (52.3).
  - X In the Week 10 victory over Tennessee, punted five times for 171 yards (34.2 avg.), including one punt inside the 20-yard line.
  - X Punted three times for 144 yards (48.0 avg.) in Week 11 at San Francisco, including a long punt of 56 yards and one punt that went out of bounds at the San Francisco 2-yard line.
  - X In Week 12 at Indianapolis, punted four times for 208 yards (52.0 avg.), including a long punt of 63 yards and one punt downed inside the opponent 20-yard line.
  - X In the Week 13 victory over Carolina, punted a then-season-high eight times for 369 yards (46.1 avg.), including a long punt of 61 yards and one punt downed inside the 20-yard line.
  - X In the Week 14 victory over Atlanta, punted six times for 325 yards (54.2 avg.), including pinning two punts down inside the opponent 20-yard line.
  - X Through 14 weeks, Camarda ranked sixth in the NFL in yards per punt with a 50.0 average.
  - X In the Week 15 victory at Green Bay, punted one time, launching it 65 yards and pinning it at Green Bay's 4-yard line.
  - X Through 15 weeks, Camarda's 15 punts of 60+ yards this season were tied for the most in the NFL.
  - X In the Week 16 victory over Jacksonville, punted twice for 101 yards (50.5 avg.), including one punt downed inside the opponent 20-yard line.
  - X Punted five times for 207 yards (41.4 avg.) in Week 17 vs. New Orleans. Pinned one punt inside the opponent 20-yard line.
  - X Through 17 weeks, was the only punter in the NFL to have recorded at least one punt downed inside the opponent 20-yard line in every game of the season.
  - X In the Week 18 victory over Carolina, punted six times for 330 yards (55.0 avg.), including a long punt of 74 yards.
  - X Camarda's 74-yard punt in Week 18 tied the record for the longest punt in franchise history. It marked his third career time doing so, and the second in the 2023 season.
  - X In the Wild Card round victory over Philadelphia, punted three times for 124 yards (41.3 avg.), pinning Philadelphia at the 9-, 13-, and 10-yard lines. His three punts inside the opponent's 20-yard line



were tied for the most such occurrences in a playoff game in team history.

- X In the Divisional round contest at Detroit, punted four times for 207 yards (51.8 avg.), including two punts downed inside the opponent's 20-yard line, and a long punt of 66 yards.
- X Camarda's 66-yard punt against the Lions established a new franchise postseason record for the longest punt.

### COLLEGE:

- X Appeared in 53 games over four seasons at Georgia (2018–21), winning the College Football Playoff National Championship in his final season with the Bulldogs.
- X Finished his collegiate career averaging 45.8 yards per attempt on 187 total punts, the highest mark in Georgia program history. He also pinned 70 punts inside the 20-yard line over the course of his collegiate career, including 17 during his senior year.
- X Named SEC Special Teams Player of the Year in his senior season in 2021, in addition to earning first-team All-SEC recognition from the coaches and second-team All-SEC honors from the Associated Press.
- X Averaged 44.6 yards per punt on five punts in the 2021 College Football Playoff National Championship Game vs. Alabama, twice pinning the Crimson Tide inside the 10-yard line, including one at the 2-yard line.
- X Handled kickoff duties for the Bulldogs in his final two seasons at Georgia (2020–21). The Bulldogs ranked third in the nation, and first in the SEC, in kickoff return defense (13.0 avg.).
- X Earned third-team Associated Press All-America honors in 2020, in addition to first-team All-America recognition from Pro Football Focus and second-team honors from the American Football Coaches Association, Walter Camp and the Football Writers Association of America.
- X Finished the 2020 season fourth in the nation in punting average (46.6).
- X Ranked sixth in the nation in punting average in 2019 (46.8).

- X As a place holder in 2019, Camarda had a key 6-yard rush on a successful fake field goal in a Sugar Bowl win over Baylor, setting up a Bulldogs touchdown.
- X Punted 43 times for a 42.6 yards per punt average as a freshman in 2018.
- X Majored in sport management.

### PERSONAL:

- X Attended Norcross High School (Norcross, Georgia).
- X Selected to play in the 2018 Under Armour All-American Game.
- X Ranked as the No. 2 punter in the nation out of high school.





# CAMARDA'S GAME-BY-GAME STATISTICS

## 2023

| DATE              | OPP  | NO        | YDS          | AVG         | PUNTING   |            |             |          |           |           |          |
|-------------------|------|-----------|--------------|-------------|-----------|------------|-------------|----------|-----------|-----------|----------|
|                   |      |           |              |             | RET       | YDS        | NET         | TB       | IN 20     | LG        | BLK      |
| Sept. 10          | @MIN | 6         | 327          | 54.5        | 4         | 18         | 48.2        | 1        | 2         | 63        | 0        |
| Sept. 17          | CHI  | 4         | 211          | 52.8        | 0         | 0          | 47.8        | 1        | 3         | 72        | 0        |
| Sept. 25          | PHI  | 4         | 230          | 57.5        | 3         | 81         | 37.3        | 0        | 2         | 74        | 0        |
| Oct. 1            | @NO  | 4         | 190          | 47.5        | 2         | 45         | 36.3        | 0        | 2         | 63        | 0        |
| Oct. 15           | DET  | 6         | 325          | 54.2        | 3         | 33         | 45.3        | 1        | 3         | 66        | 0        |
| Oct. 22           | ATL  | 3         | 144          | 48.0        | 1         | 9          | 45.0        | 0        | 1         | 52        | 0        |
| Oct. 26           | @BUF | 6         | 305          | 50.8        | 4         | 49         | 39.3        | 1        | 2         | 63        | 0        |
| Nov. 5            | @HOU | 4         | 202          | 50.5        | 1         | 7          | 48.8        | 0        | 2         | 53        | 0        |
| Nov. 12           | TEN  | 5         | 171          | 34.2        | 3         | 23         | 29.6        | 0        | 1         | 47        | 0        |
| Nov. 19           | @SF  | 3         | 144          | 48.0        | 1         | 2          | 47.3        | 0        | 1         | 56        | 0        |
| Nov. 26           | @IND | 4         | 208          | 52.0        | 1         | 13         | 38.8        | 2        | 1         | 63        | 0        |
| Dec. 3            | CAR  | 8         | 369          | 46.1        | 4         | 30         | 39.9        | 1        | 1         | 61        | 0        |
| Dec. 10           | @ATL | 6         | 325          | 54.2        | 4         | 57         | 44.7        | 0        | 2         | 63        | 0        |
| Dec. 17           | @GB  | 1         | 65           | 65.0        | 0         | 0          | 65.0        | 0        | 1         | 65        | 0        |
| Dec. 24           | JAC  | 2         | 101          | 50.5        | 2         | 10         | 45.5        | 0        | 1         | 51        | 0        |
| Dec. 31           | NO   | 5         | 207          | 41.4        | 2         | 27         | 36.0        | 0        | 1         | 51        | 0        |
| Jan. 7            | @CAR | 6         | 330          | 55.0        | 3         | 51         | 39.8        | 2        | 0         | 74        | 0        |
| <b>TOTALS</b>     |      | <b>77</b> | <b>3,854</b> | <b>50.1</b> | <b>38</b> | <b>455</b> | <b>41.8</b> | <b>9</b> | <b>26</b> | <b>74</b> | <b>0</b> |
| <b>POSTSEASON</b> |      |           |              |             |           |            |             |          |           |           |          |
| Jan. 15           | PHI  | 3         | 124          | 41.3        | 1         | 0          | 41.3        | 0        | 3         | 47        | 0        |
| Jan. 21           | @DET | 4         | 207          | 51.8        | 2         | 18         | 42.3        | 1        | 2         | 66        | 0        |
| <b>TOTALS</b>     |      | <b>7</b>  | <b>331</b>   | <b>47.3</b> | <b>3</b>  | <b>18</b>  | <b>41.9</b> | <b>1</b> | <b>5</b>  | <b>66</b> | <b>0</b> |

## CAMARDA'S CAREER STATISTICS

| Year              | Team      | GP        | NO         | YDS          | Punting     |           |            |             |           |           | LG        | BLK      |
|-------------------|-----------|-----------|------------|--------------|-------------|-----------|------------|-------------|-----------|-----------|-----------|----------|
|                   |           |           |            |              | AVG         | RET       | YDS        | NET         | TB        | IN 20     |           |          |
| 2022              | Tampa Bay | 17        | 79         | 3,859        | 48.8        | 32        | 374        | 41.6        | 10        | 22        | 74        | 0        |
| 2023              | Tampa Bay | 17        | 77         | 3,854        | 50.1        | 38        | 455        | 41.8        | 9         | 26        | 74        | 0        |
| <b>NFL Totals</b> |           | <b>34</b> | <b>156</b> | <b>7,713</b> | <b>49.4</b> | <b>70</b> | <b>829</b> | <b>41.7</b> | <b>19</b> | <b>48</b> | <b>74</b> | <b>0</b> |
| <hr/>             |           |           |            |              |             |           |            |             |           |           |           |          |
| Year              | Team      | GP        | NO         | YDS          | AVG         | RET       | YDS        | NET         | TB        | IN 20     | LG        | BLK      |
| 2022              | Tampa Bay | 1         | 5          | 245          | 49.0        | 2         | 7          | 43.6        | 1         | 2         | 54        | 0        |
| 2023              | Tampa Bay | 2         | 7          | 331          | 47.3        | 3         | 18         | 41.9        | 1         | 5         | 66        | 0        |
| <b>Postseason</b> |           | <b>3</b>  | <b>12</b>  | <b>576</b>   | <b>48.0</b> | <b>5</b>  | <b>25</b>  | <b>42.6</b> | <b>2</b>  | <b>7</b>  | <b>66</b> | <b>0</b> |

### SINGLE-GAME HIGHS

**Punts:** 9, at Cleveland Browns, 11/27/22  
**Gross Yards:** 425, at Cleveland Browns, 11/27/22  
**Gross Average** (min. 2 punts): 61.0, vs. Seattle Seahawks, 11/13/22  
**Net Average** (min. 2 punts): 61.0, vs. Seattle Seahawks, 11/13/22  
**Punts Inside the 20:** 4, vs. L.A. Rams, 11/6/22  
**Longest Punt:** 74, three times, last at Carolina, 1/8/24  
**ST Tackles:** 2, vs. L.A. Rams, 11/6/22

#54

LAVONTE DAVID

INSIDE LINEBACKER

HT: 6-1 WT: 233

DOB: 1/23/90

NFL: 13TH YEAR

ACQ: D2, 2012

COLLEGE: NEBRASKA



### ACQUIRED BY BUCS:

- X Selected by Tampa Bay in the second round (58th overall) of the 2012 NFL Draft.

### AWARDS & ACCOLADES:

- X Super Bowl LV Champion.
- X 2015 Pro Bowl Selection.
- X 2013 AP All-Pro First-Team Selection.
- X 2x AP All-Pro Second-Team Selection (2016, 2020)
- X NFC Defensive Player Of The Month (September 2020).
- X 2x NFC Defensive Player of the Week (Week 12, 2013; Week 10, 2015).
- X 2020 ESPN All-Pro Selection
- X USA Today All-Joe Team (2012, 2013).
- X 2012 PFW/PFWA All-Rookie Team.
- X NFC Defensive Rookie Of The Month (November 2012).

### CAREER HIGHLIGHTS:

- X Has started all 181 regular season games that he has played, totaling 1,478 tackles (160 for loss), 67 quarterback hits, 64 passes defended, 33.5 sacks, 12 interceptions (two returned for touchdown), 28 forced fumbles, 18 fumble recoveries (one returned for touchdown) and one safety.
- X Started nine playoff games, recording 71 tackles (six for loss), four passes defended, three quarterback hits, 2.0 sacks, one forced fumble and one fumble recovery.
- X Ranks second in team history with 1,478 tackles and eighth in team history with 33.5 sacks.



- X His 181 starts are the fourth-most in Buccaneers franchise history while his 181 games played are the fifth-most in team history.
- X Joined Ray Lewis as only players in NFL history to record 1,000 tackles, 20.0 sacks and 10 interceptions through their first eight seasons.
- X Selected to NFL.com's 2010s All-Decade Team.
- X Has served as Buccaneers Captain from 2014-23.
- X Has led the Buccaneers in tackles in nine times (2012-15, 2017-19, 2022-23) and tackles for loss six times (2012-16, 2023).
- X Ranks first the NFL in solo tackles (1,033), second in total tackles (1,478), and is third in tackles for loss (160) among all NFL players since entering the league in 2012.
- X Since 2000, David's 10 seasons with 100+ tackles are third-most in the NFL, trailing only London Fletcher (14) and Bobby Wagner (11).
- X David has four career seasons with 100+ tackles and 15+ tackles for loss – the



most in the NFL since tackle for loss data became available in 2008.

- X David is credited with 30 takeaways (12 interceptions, 18 fumble recoveries), tied for 14th-most in the NFL since 2012 and the most by any front-seven player.
- X One of only two players in the NFL with at least 1,000 tackles, 20.0 sacks and 10 interceptions since the start of the 2012 season (also Bobby Wagner).
- X Ranks fourth in the league in forced fumbles since 2014 with 26, trailing only Chandler Jones (30), Khalil Mack (30) and T.J. Watt (27).
- X His 18 career fumble recoveries are a Buccaneers franchise record.
- X Since 2012, ranks tied for fifth among NFL linebackers in interceptions with 12 and tied for fifth among linebackers with two interceptions returned for touchdowns, while ranking second among active linebackers in passes defended (64). Also during that span, ranks fourth among all players with 28 forced fumbles and first with 18 opponent fumble recoveries.
- X Has scored 20 points (3 TDs, 1 safety) since entering the league in 2012, tied for the 11th-most among all front-seven players. Since start of 2015 season (when David scored his first touchdown), ranks tied for 22nd among all defensive players and tied for sixth



among all front seven players in return touchdowns with three.

- X Since joining Tampa Bay in 2012, has helped lead a defense that ranks second in the NFL in rushing yards allowed (102.4), is first in yards per rush (4.00) and is third in takeaways in the NFL (304).
- X Tampa Bay's 2020 defense led the league in rushing yards allowed per game (80.6) and yards allowed per rush (3.60), while ranking sixth in yards allowed per play (5.12), sixth in yards allowed per game (327.1), ranking tied for second in tackles for loss (91), tied for fourth in sacks (48.0) and tied for fifth in takeaways (25).
- X His five fumble recoveries in 2017 are a Buccaneers single-season franchise record.
- X A key contributor on the Buccaneers defense in 2019, which led the league

### 2012-23 NFL TACKLE FOR LOSS LEADERS

| Name (Team)                  | TFL        |
|------------------------------|------------|
| 1. J.J. Watt (Retired)       | 182        |
| 2. Aaron Donald (Retired)    | 176        |
| <b>3. Lavonte David (TB)</b> | <b>160</b> |
| 3. Cameron Jordan (NO)       | 151        |
| 5. Von Miller (BUF)          | 145        |

### 2012-23 NFL SOLO TACKLE LEADERS

| Name (Current Team)          | Solo Tackles |
|------------------------------|--------------|
| <b>1. Lavonte David (TB)</b> | <b>1,033</b> |
| 2. Bobby Wagner (LAR)        | 994          |
| 3. Demario Davis (NO)        | 806          |
| 4. Harrison Smith (MIN)      | 761          |
| 5. Luke Kuechly (Retired)    | 690          |

### 2012-23 NFL TACKLE LEADERS

| Name (Current Team)          | Tackles      |
|------------------------------|--------------|
| 1. Bobby Wagner (LAR)        | 1,700        |
| <b>2. Lavonte David (TB)</b> | <b>1,478</b> |
| 3. Demario Davis (NO)        | 1,241        |
| 4. Luke Kuechly (Retired)    | 1,092        |
| 5. C.J. Mosley (NYJ)         | 1,061        |

### 2012-23 NFL FORCED FUMBLE LEADERS

| Name (Current Team)                     | FF        |
|---|-----------|
| 1. Chandler Jones (FA)                  | 34        |
| 2. Robert Quinn (PHI)                   | 31        |
| 3. Khalil Mack (LAC)                    | 30        |
| <b>4. Lavonte David (TB)</b>            | <b>28</b> |
| 5t. T.J. Watt (PIT)/J.J. Watt (Retired) | 27        |

in rushing yards allowed and opposing rushing average.

- X Recorded first fumble recovery return touchdown when he stripped Larry Fitzgerald, scooped the football and continued 21 yards for the score, at Arizona (10/15/17).
- X In 2016, tied for NFL lead, and most among linebackers, with 17 tackles for loss.
- X Garnered Associated Press Second-Team All-Pro honors following the 2016 season.
- X Named to first Pro Bowl following the 2015 season when he ranked third in the league in tackles (147) and added three sacks, three interceptions, two forced fumbles, two fumble recoveries and 13 passes defended (most among NFL linebackers).
- X Named Associated Press All-Pro First-Team following 2013 season when he ranked fifth in the NFL in both tackles (143) tackles and interceptions (5). Added a safety, two forced fumbles, one fumble recovery, and 10 passes defended,
- X Tied for league lead with 14.5 run stuffs in 2013, according to STATS, Inc., and ranked third in the NFL in tackles for loss (20), behind Robert Quinn and J.J. Watt.
- X Ranked by Pro Football Focus as the No. 1 run stuffing outside linebacker and finished with the third-most



quarterback pressures (sacks, QB hits, hurries) at the position.

- X Only NFL player with 125+ tackles and 6+ sacks in 2013.
- X In 2013 became only the second player since 1982 to record at least 7.0 sacks and five interceptions in the same season (S Dave Duerson).
- X In 2012, led the Buccaneers in tackles as a rookie, posting 139 tackles, tied for the seventh-most in the NFL. Also posted 112 solo tackles, the second-most in the league.
- X Named to USA Today's All-Joe Team in both 2012 & 2013.
- X Selected to PFW/PFWA All-Rookie Team in 2012.
- X Only linebacker in Buccaneers history with two multiple-interception games.
- X Scored first career touchdown on a 20-yard interception return (Mark Sanchez) in win at Philadelphia (11/22/15).
- X Registered his first career interception (Peyton Manning) at Denver (12/2/12).
- X Notched his first career sack vs. Philadelphia (12/9/12).
- X Started in his NFL debut against Carolina (9/9/12).

### 2023 HIGHLIGHTS:

- X In his 12th NFL season, David was the lone player in the NFL in 2023 with 100+ tackles, 15+ tackles for loss and 3.0+ sacks.
- X David recorded 17 tackles for loss in 2023, tied for the seventh-most in the NFL. His 17 tackles for loss were the second-most in a single season by a player age 33 or older since TFL data became available in 2008. He trailed only J.J. Watt's 18 in 2022.
- X Logged 61 defensive snaps in the Week 1 victory at Minnesota, finishing with eight tackles (two for loss).
- X Was one of just eight players with eight-or-more tackles and two-or-more tackles for loss in Week 1.
- X In the Week 2 victory over Chicago, played all 53 defensive snaps and finished with two tackles. Contributed to a defense

that limited the Bears to just 236 yards of total offense.

- X In Week 3 vs. Philadelphia, played all 78 defensive snaps and finished with a team-high 13 tackles and 1.0 sack. It marked his 44th career double-digit tackle game since entering the league in 2012, third-most in the NFL over that span and second-most among active players.
- X David's 13 tackles in Week 3 marked his most in a single game since 11/14/2021 at Washington (14).
- X His Week 3 performance marked his first career game with 13-or-more tackles plus at least 1.0 sack. He became the fourth player to accomplish the feat during the 2023 season.
- X In the Week 4 victory at New Orleans, played all 65 defensive snaps and finished with five tackles.
- X In Week 6 vs. Detroit, played all 70 defensive snaps and finished with a team-high 12 tackles (two for loss), 1.0 sack, one quarterback hit and one pass defended. He became the first player to reach that stat line (or better) since Arizona's Budda Baker in Week 16 of the 2021 season. It marked the second time David had recorded that stat line (or better) in a game, joining Week 15 of the 2014 season against the Carolina Panthers.
- X David's pass defended in Week 6 gave him 60 career passes defended, second-most among active linebackers at the time.
- X Logged a team-high 13 tackles (one for loss) and one pass defended in Week 7 vs. Atlanta. It marked the third time through the first six weeks of the season that David led the Buccaneers in tackles.
- X Recorded his 149th career tackle for loss in Week 7, tied for second most among active players since the beginning of



## MOST GAMES STARTED - BUCCANEERS HISTORY

| Name                                | Starts     |
|-------------------------------------|------------|
| 1. Rondé Barber, 1997-2012          | 232        |
| 2. Derrick Brooks, 1995-2008        | 221        |
| 3. Paul Gruber, 1988-99             | 183        |
| <b>4. Lavonte David, 2012-Pres.</b> | <b>181</b> |
| 5. Tony Mayberry, 1990-99           | 145        |

the 2012 season, trailing only L.A. Rams' Aaron Donald (168).

- X In Week 8 at Buffalo, played all 69 defensive snaps and finished with a team-high 14 tackles (one for loss). His tackle for loss was the 150th of his career, fifth-most among all active players.
- X David's 14 tackles in Week 8 were his most since he tallied 14 on Nov. 14, 2021 at Washington.
- X David's Week 8 performance marked his third straight game with double-digit tackles – no Buccaneers player had recorded a longer streak since Kwon Alexander in 2015.
- X In Week 9 at Houston, David played 71-of-72 defensive snaps and finished with a team-high 11 tackles (two for loss) and one forced fumble. It marked the fifth time in the first nine weeks of the season that David has led the Buccaneers in tackles.
- X Across four games from Weeks 5-9, David recorded 10-or-more tackles and at least one tackle for loss in each game, becoming the first player to record such a streak since himself in 2014. The last player other than David to accomplish the feat was Pro Football Hall of Famer Zach Thomas in 2005.
- X Through nine weeks, David ranked ninth in the NFL in tackles (78) and tackles for loss (nine).
- X In the Week 10 victory over Tennessee, played all 63 defensive snaps and finished with five tackles (two for loss) and one pass defended.
- X David's Week 10 performance marked his fifth consecutive game with a tackle for a loss, the longest such streak by a Buccaneer since Jason Pierre-Paul in 2018.
- X In Week 11 at San Francisco, played 43-of-60 defensive snaps and finished with

seven tackles (three for loss) and 1.0 sack.

- X In Week 11, David surpassed Hall of Famer Rondé Barber for the second-most tackles in Buccaneers history, trailing only Derrick Brooks (2,198). He finished the game with 1,435 career tackles.
- X David's milestone tackle came on an 11-yard sack of 49ers quarterback Brock Purdy. It marked David's third sack of the season and improved his career total to 32.0. Through 11 Weeks, David's 3.0 sacks marked his most in a single season since he recorded 3.5 in 2018.
- X David's Week 11 performance marked his third straight game with multiple tackles for loss, matching the longest streak by any Buccaneers player since Geno Hayes did so in five straight games in 2009. His five games with multiple tackles for loss were the most such games in the NFL through 11 Weeks.
- X In Week 11, David recorded his sixth straight game with at least one tackle for loss – no Tampa Bay player had recorded a longer-such streak within a season since Jason Pierre-Paul in 2018 (seven games).
- X From Weeks 6-11, David recorded 11 tackles for loss. At the time, his 11 tackles for loss were the most by any player over a six-game span in the 2023 season.
- X Was inactive for Week 12 at Indianapolis and the Week 13 victory over Carolina.
- X In the Week 14 victory over Atlanta, played all 72 defensive snaps and finished with six tackles and one pass defended.
- X Played all 60 defensive snaps in the Week 15 victory at Green Bay, logging nine tackles (two for loss), one quarterback hit, one pass defended and 0.5 sacks.
- X David surpassed the 100-tackle milestone in Week 15, marking the 10th time he has done so in a season. He joined London Fletcher (14) and Bobby Wagner (11) as the only players to accomplish that feat 10-or-more times since 2000.
- X In Week 15, David also notched his fourth career season with 100+ tackles and 15-or-more tackles for loss. At the time, no other player had recorded more than two-such seasons since tackles for loss became regularly tracked in 2006.



- X Through 15 weeks, David's six games with multiple tackles for loss were tied for the third-most in the NFL.
- X In the Week 16 victory over Jacksonville, played all 66 defensive snaps and recorded a team-leading eight tackles (one for loss), 1.0 sack and one quarterback hit.
- X With his sack in Week 16, David improved his career total to 33.5 and surpassed both Jason Pierre-Paul and Brad Culpepper (33.0) to move into eighth in franchise history in sacks.
- X David's sack in Week 16 also increased his season total to 4.5 on the year – his most in a single season since recording 5.0 during the 2016 season.
- X Played all 70 defensive snaps in Week 17 vs. New Orleans, finishing with a team-high 11 tackles. It marked his sixth game with double-digit tackles.
- X In the Week 18 victory over Carolina, played 49-of-52 defensive snaps and recorded nine tackles. Contributed to a defense that recorded Tampa Bay's first shutout since Nov. 21, 2010 at San Francisco.
- X In the Wild Card round victory over Philadelphia, started at linebacker and recorded five tackles (two for loss) and one forced fumble. His two tackles for loss marked a new postseason single-game high.
- X With his five tackles in the Wild Card win over the Eagles, David (58) surpassed Shelton Quarles (55) for the second-most postseason tackles in club history, trailing only Derrick Brooks (93).
- X In the Divisional round contest against Detroit, he played all 73 defensive snaps and recorded a team-high 13 tackles (two for loss), one quarterback hit and 1.0 sack.

- X With his performance in the Divisional round, David moved into second place in tackles in club postseason history (71). He also moved into second place in tackles for loss (six) and moved into seventh place in sacks (2.0).

### COLLEGE:

- X Started all 27 games he played in at Nebraska (2010-11), recording 285 tackles, 28 tackles for loss, 11.5 sacks, two interceptions, 12 passes defended, three forced fumbles and two fumbles recovered.
- X In 2011, earned first-team All-American honors from the American Football Coaches Association, CBS and ESPN.
- X Also earned first-team All-Big Ten accolades (coaches, media, ESPN.com, Yahoo.com, Phil Steele).
- X Was a finalist for the Butkus Award (Top Linebacker), semifinalist for the Chuck Bednarik Award (Top Defensive Player) and semifinalist for the Lott Trophy (Top Defensive IMPACT Player) in 2011.
- X Named the 2011 Butkus-Fitzgerald Big Ten Linebacker of the Year and Nebraska team MVP.
- X 2011 Guy Chamberlin Award Winner for his play and contributions to the betterment of the University of Nebraska football team.
- X As a senior, led Nebraska with 133 tackles and ranked third in the Big Ten in tackles per game.
- X Also led Nebraska in tackles for loss (13.0), sacks (5.5), interceptions (2), forced fumbles (2) and fumble recoveries (2) in 2011.
- X In 2010, set school record with 152 tackles.
- X His 285 career tackles rank fourth in school history, and most by a two-year player.
- X Recorded a career-high 19 tackles in one game against South Dakota State, the seventh-most in school history.
- X Was named first-team All-American (Rivals.com and CBS), unanimous first-team Big 12 and Big 12 Newcomer of the Year, as selected by the coaches, in 2010.
- X Prior to his time at Nebraska, led Fort Scott Community College (Fort Scott,

Kansas) to the Junior College National Championship Game, while ranking among the conference's leaders in tackles and tackles for loss.

- X Was named Defensive MVP of the JUCO National Championship Game.
- X Two-time first-team All-Jayhawk Conference selection and a Region VI All-American in 2009.
- X During his first season at Fort Scott, led the Jayhawk Conference with 93 tackles.
- X Majored in criminology and criminal justice.

### COMMUNITY:

- X In 2020, supported Big Brothers, Big Sisters as part of the NFL's My Cause, My Cleats initiative.
- X David participated in the 7th Annual Cut for a Cure with the National Pediatric Cancer Foundation and helped raise \$100,000.
- X As a national ambassador for Big Brother Big Sister, Lavonte hosted his 4th annual bowling event benefiting the organization in 2019.
- X David coordinated with teammates to help donate weekly meals from local businesses to Metropolitan Ministries, helping feed those in need during COVID-19.
- X In October 2016, joined teammates and the entire Buccaneers business operations staff for the team's "Hometown Huddle," helping to refurbish the Sulphur Springs K-8 School and Community Center and interact with students.
- X In June 2016, was named a national ambassador and BIG Champion for Big Brothers Big Sisters of America, with the mission of creating more matches between children and caring, adult mentors across the United States.



- X In May 2016, helped dedicate a Buccaneers Academy at Bevis Elementary School, which was awarded a Fitness Zone and also presented with a special assembly and P.E. equipment for winning the 2016 Play 60 Challenge.
- X In November 2015 and 2016, hosted a bowling event to benefit Big Brothers Big Sisters of Tampa Bay.
- X In July 2015, hosted his inaugural free backpack and school supply donation to youth in his hometown of Miami, FL.
- X In June 2015, had his head shaved by children battling cancer as part of the Buccaneers Cut for a Cure to raise funds and awareness for the Pediatric Cancer Foundation.
- X Paired up with United Way volunteers and students to install a "Learning Garden" at Edison Elementary in October 2013 and at Davis Elementary in September 2015.
- X Led students through football drills and promoted the importance of health and fitness for the opening of Buccaneers Academy Fitness Zones at Foster Elementary in September 2012 and Sulphur Springs Elementary in December 2012.
- X As a member of the Buccaneers Rookie Club in 2012, visited youth at All Children's Hospital in St. Petersburg and sang holiday carols to residents at Westminster Palms retirement home, visited MacDill Air Force Base to thank civilian workers and active duty military for their service, helped host a lunch for service members at Coast Guard Air Station Clearwater and visited veterans recovering from injury and illness at Bay Pines VA Hospital, hosted an educational scavenger hunt for children from the Boys & Girls Clubs of Tampa Bay at Busch Gardens Tampa, and greeted patients at St. Joseph's Children's Hospital in May 2012.
- X Volunteered time while at Nebraska with team hospital visits and the Husker Heroes program.
- X Won back-to-back Florida state titles in 2006 and 2007, while finishing with undefeated records both years.
- X Son of the late Lynette David.
- X Born Lavonte David on January 23, 1990, in Miami, Florida.

### PERSONAL:

- X Attended Northwestern High School (Miami, Florida).



# DAVID'S GAME-BY-GAME STATISTICS

FRONT OFFICE

VETERANS

2023 REVIEW

HISTORY

RECORDS

SIDELINES

## 2023

| DATE              | OPP  | TACKLES    |           |           |           |            |             |          | INTERCEPTIONS |          |          |          |          | FUMBLES  |          |          | ST TACKLES |          |          |
|-------------------|------|------------|-----------|-----------|-----------|------------|-------------|----------|---------------|----------|----------|----------|----------|----------|----------|----------|------------|----------|----------|
|                   |      | T          | S         | A         | TFL       | SK         | YDS         | QH       | NO            | YDS      | LG       | TD       | PD       | FF       | FR       | YDS      | T          | S        | A        |
| Sept. 10          | @MIN | 8          | 6         | 2         | 2         | 0.0        | 0.0         | 0        | 0             | 0        | 0        | 0        | 0        | 0        | 0        | 0        | 0          | 0        | 0        |
| Sept. 17          | CHI  | 2          | 1         | 1         | 0         | 0.0        | 0.0         | 0        | 0             | 0        | 0        | 0        | 0        | 0        | 0        | 0        | 0          | 0        | 0        |
| Sept. 25          | PHI  | 13         | 9         | 4         | 1         | 1.0        | 6.0         | 1        | 0             | 0        | 0        | 0        | 0        | 0        | 0        | 0        | 0          | 0        | 0        |
| Oct. 1            | @NO  | 5          | 0         | 5         | 0         | 0.0        | 0.0         | 0        | 0             | 0        | 0        | 0        | 0        | 0        | 0        | 0        | 0          | 0        | 0        |
| Oct. 15           | DET  | 12         | 9         | 3         | 2         | 1.0        | 8.0         | 1        | 0             | 0        | 0        | 0        | 1        | 0        | 0        | 0        | 0          | 0        | 0        |
| Oct. 22           | ATL  | 13         | 8         | 5         | 1         | 0.0        | 0.0         | 0        | 0             | 0        | 0        | 0        | 1        | 0        | 0        | 0        | 0          | 0        | 0        |
| Oct. 26           | @BUF | 14         | 6         | 8         | 1         | 0.0        | 0.0         | 0        | 0             | 0        | 0        | 0        | 0        | 0        | 0        | 0        | 0          | 0        | 0        |
| Nov. 5            | @HOU | 11         | 9         | 2         | 2         | 0.0        | 0.0         | 0        | 0             | 0        | 0        | 0        | 0        | 1        | 0        | 0        | 0          | 0        | 0        |
| Nov. 12           | TEN  | 5          | 3         | 2         | 2         | 0.0        | 0.0         | 0        | 0             | 0        | 0        | 0        | 1        | 0        | 0        | 0        | 0          | 0        | 0        |
| Nov. 19           | @SF  | 7          | 7         | 0         | 3         | 1.0        | 11.0        | 1        | 0             | 0        | 0        | 0        | 0        | 0        | 0        | 0        | 0          | 0        | 0        |
| Nov. 26           | @IND | Inactive   |           |           |           |            |             |          |               |          |          |          |          |          |          |          |            |          |          |
| Dec. 3            | CAR  | Inactive   |           |           |           |            |             |          |               |          |          |          |          |          |          |          |            |          |          |
| Dec. 10           | @ATL | 6          | 4         | 2         | 0         | 0.0        | 0.0         | 0        | 0             | 0        | 0        | 0        | 1        | 0        | 0        | 0        | 0          | 0        | 0        |
| Dec. 17           | @GB  | 9          | 7         | 2         | 2         | 0.5        | 10.5        | 1        | 0             | 0        | 0        | 0        | 1        | 0        | 0        | 0        | 0          | 0        | 0        |
| Dec. 24           | JAC  | 8          | 8         | 0         | 1         | 1.0        | 8.0         | 1        | 0             | 0        | 0        | 0        | 0        | 0        | 0        | 0        | 0          | 0        | 0        |
| Dec. 31           | NO   | 11         | 5         | 6         | 0         | 0.0        | 0.0         | 0        | 0             | 0        | 0        | 0        | 0        | 0        | 0        | 0        | 0          | 0        | 0        |
| Jan. 7            | @CAR | 10         | 4         | 6         | 0         | 0.0        | 0.0         | 0        | 0             | 0        | 0        | 0        | 0        | 0        | 0        | 0        | 0          | 0        | 0        |
| <b>TOTALS</b>     |      | <b>133</b> | <b>86</b> | <b>48</b> | <b>17</b> | <b>4.5</b> | <b>43.5</b> | <b>5</b> | <b>0</b>      | <b>0</b> | <b>0</b> | <b>0</b> | <b>5</b> | <b>1</b> | <b>0</b> | <b>0</b> | <b>0</b>   | <b>0</b> | <b>0</b> |
| <b>POSTSEASON</b> |      |            |           |           |           |            |             |          |               |          |          |          |          |          |          |          |            |          |          |
| Jan. 15           | PHI  | 5          | 5         | 0         | 2         | 0.0        | 0.0         | 0        | 0             | 0        | 0        | 0        | 0        | 1        | 0        | 0        | 0          | 0        | 0        |
| Jan. 21           | @DET | 13         | 9         | 4         | 2         | 1.0        | 6.0         | 1        | 0             | 0        | 0        | 0        | 0        | 0        | 0        | 0        | 0          | 0        | 0        |
| <b>TOTALS</b>     |      | <b>18</b>  | <b>14</b> | <b>4</b>  | <b>4</b>  | <b>1.0</b> | <b>6.0</b>  | <b>1</b> | <b>0</b>      | <b>0</b> | <b>0</b> | <b>0</b> | <b>0</b> | <b>1</b> | <b>0</b> | <b>0</b> | <b>0</b>   | <b>0</b> | <b>0</b> |

## DAVID'S CAREER STATISTICS

| Year              | Team      | Tackles    |            |              |              |            |             |              | INT       |            |           |          |           | Fumbles   |           |           | ST Tackles |          |          |
|-------------------|-----------|------------|------------|--------------|--------------|------------|-------------|--------------|-----------|------------|-----------|----------|-----------|-----------|-----------|-----------|------------|----------|----------|
|                   |           | GP         | GS         | T            | S            | A          | Sk          | Yds          | No        | Yds        | Lg        | TD       | PD        | FF        | FR        | Yds       | T          | S        | A        |
| 2012              | Tampa Bay | 16         | 16         | 139          | 112          | 27         | 2.0         | 14.0         | 1         | 27         | 27        | 0        | 5         | 0         | 0         | 0         | 0          | 0        | 0        |
| 2013              | Tampa Bay | 16         | 16         | 144          | 106          | 38         | 7.0         | 52.5         | 5         | 87         | 32        | 0        | 9         | 2         | 1         | 0         | 1          | 1        | 0        |
| 2014              | Tampa Bay | 14         | 14         | 146          | 101          | 45         | 1.0         | 4.0          | 0         | 0          | 0         | 0        | 4         | 4         | 1         | 0         | 0          | 0        | 0        |
| 2015              | Tampa Bay | 16         | 16         | 147          | 85           | 62         | 3.0         | 17.0         | 3         | 19         | 20        | 1        | 13        | 2         | 2         | 0         | 0          | 0        | 0        |
| 2016              | Tampa Bay | 16         | 16         | 87           | 67           | 20         | 5.0         | 39.0         | 1         | 15         | 15t       | 1        | 4         | 4         | 2         | 53        | 0          | 0        | 0        |
| 2017              | Tampa Bay | 13         | 13         | 101          | 76           | 25         | 0.0         | 0.0          | 0         | 0          | 0         | 0        | 1         | 5         | 5         | 21        | 0          | 0        | 0        |
| 2018              | Tampa Bay | 14         | 14         | 120          | 94           | 26         | 3.5         | 14.5         | 0         | 0          | 0         | 0        | 2         | 1         | 2         | 0         | 0          | 0        |          |
| 2019              | Tampa Bay | 16         | 16         | 122          | 81           | 41         | 1.0         | 14.0         | 1         | 26         | 26        | 0        | 7         | 3         | 1         | 0         | 1          | 1        | 0        |
| 2020              | Tampa Bay | 16         | 16         | 117          | 82           | 35         | 1.5         | 15.0         | 1         | -5         | -5        | 0        | 6         | 3         | 2         | 0         | 0          | 0        | 0        |
| 2021              | Tampa Bay | 12         | 12         | 97           | 63           | 34         | 2.0         | 1.0          | 0         | 0          | 0         | 0        | 3         | 2         | 1         | 0         | 0          | 0        | 0        |
| 2022              | Tampa Bay | 17         | 17         | 124          | 80           | 44         | 3.0         | 26.0         | 0         | 0          | 0         | 0        | 5         | 1         | 1         | 0         | 0          | 0        | 0        |
| 2023              | Tampa Bay | 15         | 15         | 134          | 86           | 48         | 4.5         | 43.5         | 0         | 0          | 0         | 0        | 5         | 1         | 0         | 0         | 0          | 0        | 0        |
| <b>NFL Totals</b> |           | <b>181</b> | <b>181</b> | <b>1,478</b> | <b>1,033</b> | <b>445</b> | <b>33.5</b> | <b>240.5</b> | <b>12</b> | <b>169</b> | <b>32</b> | <b>2</b> | <b>64</b> | <b>28</b> | <b>18</b> | <b>74</b> | <b>2</b>   | <b>2</b> | <b>0</b> |
| <b>Playoffs</b>   |           |            |            |              |              |            |             |              |           |            |           |          |           |           |           |           |            |          |          |
| Year              | Team      | GP         | GS         | T            | S            | A          | Sk          | Yds          | No        | Yds        | Lg        | TD       | PD        | FF        | FR        | Yds       | T          | S        | A        |
| 2020              | Tampa Bay | 4          | 4          | 26           | 22           | 4          | 1.0         | 11.0         | 0         | 0          | 0         | 0        | 4         | 0         | 0         | 0         | 0          | 0        | 0        |
| 2021              | Tampa Bay | 2          | 2          | 13           | 9            | 4          | 0.0         | 0.0          | 0         | 0          | 0         | 0        | 0         | 1         | 0         | 0         | 0          | 0        | 0        |
| 2022              | Tampa Bay | 1          | 1          | 14           | 9            | 5          | 0.0         | 0.0          | 0         | 0          | 0         | 0        | 0         | 0         | 0         | 0         | 0          | 0        | 0        |
| 2023              | Tampa Bay | 2          | 2          | 18           | 14           | 4          | 1.0         | 6.0          | 0         | 0          | 0         | 0        | 1         | 0         | 0         | 0         | 0          | 0        | 0        |
| <b>Postseason</b> |           | <b>9</b>   | <b>9</b>   | <b>71</b>    | <b>54</b>    | <b>17</b>  | <b>2.0</b>  | <b>17.0</b>  | <b>0</b>  | <b>0</b>   | <b>0</b>  | <b>0</b> | <b>4</b>  | <b>1</b>  | <b>1</b>  | <b>0</b>  | <b>0</b>   | <b>0</b> | <b>0</b> |

### SINGLE-GAME HIGHS

- Tackles:** 16, at Oakland, 11/4/12
- Sacks:** 2.0, twice, last vs. Carolina, 1/1/17
- Interceptions:** 2, twice, last at Philadelphia, 11/22/15
- INT-TD:** 1, twice, last at San Diego, 12/4/16
- Passes Defensed:** 2, eight times, last at Denver, 9/27/20
- Safeties:** 1, vs. Miami, 11/11/13
- Forced Fumbles:** 2, at Arizona, 10/15/17
- Fumble Recoveries:** 2, at Carolina, 1/3/16
- FR-TD:** 1, at Arizona, 10/15/17

#35

JAMEL DEAN

CORNERBACK

HT: 6-1 WT: 206

DOB: 10/15/97

NFL: 6TH YEAR

ACQ: D3A, 2019

COLLEGE: AUBURN



### ACQUIRED BY BUCS:

- X Selected in the third round (94th overall) of the 2019 NFL Draft by the Buccaneers.

### AWARDS & ACCOLADES:

- X Super Bowl LV Champion.

### CAREER HIGHLIGHTS:

- X Has played in 70 games with 51 starts, totaling 247 tackles (six for loss), 45 passes defended, seven interceptions (returned 93 yards, one touchdown), two fumble recoveries and four special teams tackles.
- X Started eight-of-nine postseason games, recording 45 tackles (one for loss), eight passes defended and one forced fumble.
- X Since 2019, has recorded 45 passes defended, 23rd-most in the NFL during that span. Has five games with at least four passes defended in that span, the most such games in the NFL.
- X In 2019, tied for fourth in the NFL in passes defended (17). Posted three separate games with at least four passes defended, the most such games in a single season since 2000.
- X Tampa Bay's 2020 defense led the league in rushing yards allowed per game (80.6) and yards allowed per rush (3.60), while ranking sixth in yards allowed per play



(5.12), sixth in yards allowed per game (327.1), ranking tied for second in tackles for loss (91), tied for fourth in sacks (48.0) and tied for fifth in takeaways (25).

- X Made first career start at Atlanta (11/24/19), recording a career-high five passes defended, tied for the most in a single game in the NFL in 2019 and tied for the most by a Buccaneers player in a single game since 2007 (also Carlton Davis, 2019 at Atlanta).
- X Scored first career touchdown on a 32-yard interception return from Green Bay Packers QB Aaron Rodgers (10/18/20).
- X Recorded first career interception against Arizona (11/10/19).
- X Made NFL debut vs. San Francisco (9/8/19).

### 2023 HIGHLIGHTS:

- X Played 63-of-64 defensive snaps in the Week 1 victory at Minnesota, finishing with five tackles.
- X Played 52-of-53 defensive snaps in the Week 2 victory over Chicago, finishing with eight tackles.
- X In Week 3 vs. Philadelphia, played 37-of-78 defensive snaps, finishing with three tackles before leaving with injury.
- X Was inactive for Week 4 at New Orleans.
- X Played all 70 defensive snaps in Week 6 vs. Detroit, finishing with six tackles.
- X In Week 7 vs. Atlanta, played 64-of-65 defensive snaps and finished with a career-high 10 tackles and his first career fumble recovery.
- X Played all 69 defensive snaps in Week 8 at Buffalo, finishing with eight tackles and a then-season-high two passes defended.
- X In Week 9 at Houston, played 10 snaps before leaving with injury.

- X Played all 63 defensive snaps in the Week 10 victory over Tennessee, logging five tackles and one pass defended. Covered Titans wide receiver DeAndre Hopkins on 17 routes and allowed just one reception for seven yards.
- X In Week 11 at San Francisco, played 35-of-60 defensive snaps, logging three tackles before leaving with injury.
- X Was inactive for Weeks 12-14.
- X Played all 60 defensive snaps in the Week 15 victory at Green Bay, finishing with three tackles.
- X In the Week 16 victory over Jacksonville, started and played all 66 defensive snaps, finishing with four tackles.
- X Played all 70 defensive snaps in Week 17 vs. New Orleans, logging three tackles and one pass defended.
- X In the Week 18 victory at Carolina, played all 52 defensive snaps and logged three tackles and one fumble recovery. Contributed to a defense that recorded Tampa Bay's first shutout since Nov. 21, 2010 at San Francisco.
- X In the Wild Card round victory over Philadelphia, started at cornerback and finished with a team-leading and a career-high-tying 10 tackles (one for loss), and one pass defended. It marked the fifth time in Dean's eight career postseason games played that he had recorded at least one pass defended.
- X In the Divisional round contest at Detroit, played 54-of-73 defensive snaps and recorded five tackles and three passes defended. His three passes defended marked a new postseason career high and were tied for his sixth-most in a single game in his career.

### COLLEGE:

- X Played in 26 career games at Auburn (2015-18), totaling 73 tackles (4.5 for loss), 17 passes defended, two interceptions, and a sack.
- X Entering the 2018 season, Dean was a preseason All-SEC second-team selection. On the year, he tied for the team lead in interceptions, with two, while posting the second-most passes defended, with nine.



- X As a redshirt sophomore (2017), tallied 43 tackles (2.5 for loss) and eight passes defended, the second-most on the team, trailing only current Buccaneers teammate Carlton Davis.
- X Suffered an injury prior to the 2016 season, missing the year.
- X Redshirted as a true freshman (2015).
- X Received a bachelor's degree from the College of Liberal Arts in May, 2018.

### PERSONAL/COMMUNITY:

- X Attended Cocoa High School (Cocoa, Florida), where he was a two-time Florida first-team Class 4A all-state pick and was named the 2014 Brevard County player of the year and the Florida Athletic Coaches Association's District 12 MVP.
- X Son of Yolanda Kimbrough and James Dean.
- X Has four brothers: Derrick Jr., James Jr., Jamaine and Jayden.
- X In 2020, supported RISE as part of the NFL's My Cause, My Cleats initiative.
- X In June 2019, Dean participated in Tampa's Police Department Citizen's Academy and visited MacDill's Air Force Base as part of the rookie's program.

## DEAN'S GAME-BY-GAME STATISTICS

## 2023

| DATE          | OPP  | TACKLES   |           |           |          |            |            |          |          | INTERCEPTIONS |          |          |          |          | FUMBLES  |          |          | ST TACKLES |   |  |
|---------------|------|-----------|-----------|-----------|----------|------------|------------|----------|----------|---------------|----------|----------|----------|----------|----------|----------|----------|------------|---|--|
|               |      | T         | S         | A         | TFL      | SK         | YDS        | QH       | NO       | YDS           | LG       | TD       | PD       | FF       | FR       | YDS      | T        | S          | A |  |
| Sept. 10      | @MIN | 5         | 3         | 2         | 0        | 0.0        | 0.0        | 0        | 0        | 0             | 0        | 0        | 0        | 0        | 0        | 0        | 0        | 0          | 0 |  |
| Sept. 17      | CHI  | 8         | 7         | 1         | 0        | 0.0        | 0.0        | 0        | 0        | 0             | 0        | 0        | 0        | 0        | 0        | 0        | 0        | 0          |   |  |
| Sept. 25      | PHI  | 3         | 3         | 0         | 0        | 0.0        | 0.0        | 0        | 0        | 0             | 0        | 0        | 0        | 0        | 0        | 0        | 0        | 0          |   |  |
| Oct. 1        | @NO  | Inactive  |           |           |          |            |            |          |          |               |          |          |          |          |          |          |          |            |   |  |
| Oct. 15       | DET  | 6         | 3         | 3         | 0        | 0.0        | 0.0        | 0        | 0        | 0             | 0        | 0        | 0        | 0        | 0        | 0        | 0        | 0          |   |  |
| Oct. 22       | ATL  | 10        | 9         | 1         | 0        | 0.0        | 0.0        | 0        | 0        | 0             | 0        | 0        | 0        | 0        | 1        | 0        | 0        | 0          |   |  |
| Oct. 26       | @BUF | 8         | 8         | 0         | 0        | 0.0        | 0.0        | 0        | 0        | 0             | 0        | 0        | 2        | 0        | 0        | 0        | 0        | 0          |   |  |
| Nov. 5        | @HOU | 0         | 0         | 0         | 0        | 0.0        | 0.0        | 0        | 0        | 0             | 0        | 0        | 0        | 0        | 0        | 0        | 0        | 0          |   |  |
| Nov. 12       | TEN  | 5         | 1         | 4         | 0        | 0.0        | 0.0        | 0        | 0        | 0             | 0        | 0        | 1        | 0        | 0        | 0        | 0        | 0          |   |  |
| Nov. 19       | @SF  | 3         | 2         | 1         | 0        | 0.0        | 0.0        | 0        | 0        | 0             | 0        | 0        | 0        | 0        | 0        | 0        | 0        | 0          |   |  |
| Nov. 26       | @IND | Inactive  |           |           |          |            |            |          |          |               |          |          |          |          |          |          |          |            |   |  |
| Dec. 3        | CAR  | Inactive  |           |           |          |            |            |          |          |               |          |          |          |          |          |          |          |            |   |  |
| Dec. 10       | @ATL | Inactive  |           |           |          |            |            |          |          |               |          |          |          |          |          |          |          |            |   |  |
| Dec. 17       | @GB  | 3         | 3         | 0         | 0        | 0.0        | 0.0        | 0        | 0        | 0             | 0        | 0        | 0        | 0        | 0        | 0        | 0        | 0          |   |  |
| Dec. 24       | JAC  | 4         | 4         | 0         | 0        | 0.0        | 0.0        | 0        | 0        | 0             | 0        | 0        | 0        | 0        | 0        | 0        | 0        | 0          |   |  |
| Dec. 31       | NO   | 3         | 1         | 2         | 0        | 0.0        | 0.0        | 0        | 0        | 0             | 0        | 0        | 1        | 0        | 0        | 0        | 0        | 0          |   |  |
| Jan. 7        | @CAR | 3         | 2         | 1         | 0        | 0.0        | 0.0        | 0        | 0        | 0             | 0        | 0        | 0        | 0        | 0        | 0        | 0        | 0          |   |  |
| <b>TOTALS</b> |      | <b>61</b> | <b>46</b> | <b>15</b> | <b>0</b> | <b>0.0</b> | <b>0.0</b> | <b>0</b> | <b>0</b> | <b>0</b>      | <b>0</b> | <b>0</b> | <b>4</b> | <b>0</b> | <b>1</b> | <b>0</b> | <b>0</b> | <b>0</b>   |   |  |

## POSTSEASON

|               |      |           |          |          |          |            |            |          |          |          |          |          |          |          |          |          |          |          |
|---------------|------|-----------|----------|----------|----------|------------|------------|----------|----------|----------|----------|----------|----------|----------|----------|----------|----------|----------|
| Jan. 15       | PHI  | 10        | 9        | 1        | 1        | 0.0        | 0.0        | 0        | 0        | 0        | 0        | 0        | 1        | 0        | 0        | 0        | 0        | 0        |
| Jan. 21       | @DET | 10        | 9        | 1        | 1        | 0.0        | 0.0        | 0        | 0        | 0        | 0        | 0        | 1        | 0        | 0        | 0        | 0        | 0        |
| <b>TOTALS</b> |      | <b>10</b> | <b>9</b> | <b>1</b> | <b>1</b> | <b>0.0</b> | <b>0.0</b> | <b>0</b> | <b>0</b> | <b>0</b> | <b>0</b> | <b>0</b> | <b>1</b> | <b>0</b> | <b>0</b> | <b>0</b> | <b>0</b> | <b>0</b> |

## DEAN'S CAREER STATISTICS

| Year              | Team      | Tackles   |           |            |            |           |            | INT        |          |           |           |          | Fumbles   |          |          | ST Tackles |          |          |          |
|-------------------|-----------|-----------|-----------|------------|------------|-----------|------------|------------|----------|-----------|-----------|----------|-----------|----------|----------|------------|----------|----------|----------|
|                   |           | GP        | GS        | T          | S          | A         | Sk         | Yds        | No       | Yds       | Lg        | TD       | PD        | FF       | FR       | Yds        | T        | S        | A        |
| 2019              | Tampa Bay | 13        | 5         | 21         | 16         | 5         | 0.0        | 0.0        | 2        | 31        | 31        | 0        | 17        | 0        | 0        | 0          | 0        | 0        | 0        |
| 2020              | Tampa Bay | 14        | 7         | 59         | 48         | 11        | 0.0        | 0.0        | 1        | 32        | 32        | 1        | 7         | 0        | 0        | 0          | 3        | 3        | 0        |
| 2021              | Tampa Bay | 15        | 11        | 52         | 43         | 9         | 0.0        | 0.0        | 2        | 6         | 6         | 0        | 9         | 0        | 0        | 0          | 1        | 1        | 0        |
| 2022              | Tampa Bay | 15        | 15        | 54         | 42         | 12        | 0.0        | 0.0        | 2        | 24        | 24        | 0        | 8         | 0        | 0        | 0          | 3        | 3        | 0        |
| 2023              | Tampa Bay | 13        | 13        | 61         | 46         | 15        | 0.0        | 0.0        | 0        | 0         | 0         | 0        | 4         | 0        | 1        | 0          | 0        | 0        | 0        |
| <b>NFL Totals</b> |           | <b>70</b> | <b>51</b> | <b>247</b> | <b>195</b> | <b>52</b> | <b>0.0</b> | <b>0.0</b> | <b>7</b> | <b>93</b> | <b>32</b> | <b>1</b> | <b>45</b> | <b>0</b> | <b>1</b> | <b>0</b>   | <b>7</b> | <b>7</b> | <b>0</b> |
| <b>Playoffs</b>   |           |           |           |            |            |           |            |            |          |           |           |          |           |          |          |            |          |          |          |
| Year              | Team      | Tackles   |           |            |            |           |            | INT        |          |           |           |          | Fumbles   |          |          | ST Tackles |          |          |          |
|                   |           | GP        | GS        | T          | S          | A         | Sk         | Yds        | No       | Yds       | Lg        | TD       | PD        | FF       | FR       | Yds        | T        | S        | A        |
| 2020              | Tampa Bay | 4         | 4         | 16         | 15         | 1         | 0.0        | 0.0        | 0        | 0         | 0         | 0        | 3         | 0        | 0        | 0          | 0        | 0        | 0        |
| 2021              | Tampa Bay | 2         | 2         | 14         | 11         | 3         | 0.0        | 0.0        | 0        | 0         | 0         | 0        | 1         | 1        | 0        | 0          | 1        | 1        | 0        |
| 2022              | Tampa Bay | 1         | 0         | 0          | 0          | 0         | 0.0        | 0.0        | 0        | 0         | 0         | 0        | 0         | 0        | 0        | 0          | 0        | 0        | 0        |
| 2023              | Tampa Bay | 2         | 2         | 15         | 14         | 1         | 0.0        | 0.0        | 0        | 0         | 0         | 0        | 4         | 0        | 0        | 0          | 0        | 0        | 0        |
| <b>Postseason</b> |           | <b>9</b>  | <b>8</b>  | <b>45</b>  | <b>39</b>  | <b>6</b>  | <b>0.0</b> | <b>0.0</b> | <b>0</b> | <b>0</b>  | <b>0</b>  | <b>0</b> | <b>8</b>  | <b>1</b> | <b>0</b> | <b>0</b>   | <b>1</b> | <b>1</b> | <b>0</b> |

## SINGLE-GAME HIGHS

**Tackles:** 10, vs. Atlanta, 10/22/23  
**Interceptions:** 2, at New Orleans, 9/18/22  
**Interception TD:** 1, vs. Green Bay, 10/18/20  
**Passes Defensed:** 5, at Atlanta, 11/24/19

# #8

## SIRVOCEA DENNIS

INSIDE LINEBACKER

HT: 6-1 WT: 230

DOB: 3/9/00

NFL: 2ND YEAR

ACQ: D5A, 2023

COLLEGE: PITTSBURGH

### ACQUIRED BY BUCS:

- X Selected in the fifth round (153rd overall) of the 2023 NFL Draft by the Tampa Bay Buccaneers.

### 2023 HIGHLIGHTS:

- X Made his NFL debut in the Week 1 victory at Minnesota. Logged 22 special teams snaps and appeared in a reserve capacity on defense.
- X Was inactive for Weeks 2-4.
- X Appeared on special teams in Week 6 vs. Detroit, playing a team-high-tying 21 special teams snaps.
- X In Week 7 vs. Atlanta, appeared on special teams and in a reserve capacity on defense. Logged a team-high-tying 18 special teams snaps and recorded his first career special teams tackle.
- X Played a team-high-tying 21 special teams snaps in Week 8 at Buffalo.
- X Appeared on special teams and in a reserve capacity on defense in Week 9 at Houston. He played 26 special teams snaps.
- X In the Week 10 victory over Tennessee, played a team-high 19 special teams snaps.
- X Played 17-of-60 defensive snaps in Week 11 at San Francisco, recording his first two career defensive tackles. Also added one special teams tackle.
- X In Week 12 at Indianapolis, played 66-of-73 defensive snaps and finished with a then-career-high six tackles and his first career pass defended.
- X Was inactive for Week 13 vs. Carolina.
- X In the Week 14 victory over Atlanta, appeared on special teams and in a reserve capacity on defense.



- X Appeared on special teams and in a reserve capacity on defense in the Week 15 victory at Green Bay.
- X In the Week 16 victory over Jacksonville, appeared on special teams.
- X Played 18 special teams snaps in Week 17 vs. New Orleans, logging one special teams tackle.
- X In the Week 18 victory at Carolina, appeared on special teams and in a reserve capacity on defense, logging one special teams tackle.
- X Appeared primarily on special teams in the Wild Card round victory over Philadelphia, logging one special teams tackle.
- X Played 18 special teams snaps in the Divisional round matchup against Detroit.

### COLLEGE:

- X Appeared in 43 games across four seasons (2019-22) at the University of Pittsburgh, totaling 239 tackles (36 for loss), 15 sacks, five passes defended, two interceptions and one fumble recovery.
- X Was named first team All-ACC as a senior in 2022 after posting career highs in tackles (94), sacks (7.0), passes defended (four) and forced fumbles (two). Also added 12 tackles for loss and one interception across 12 games.
- X Was named second team All-ACC as a junior in 2021 after he recorded 81 tackles (9.5 for loss), 4.0 sacks, one pass defended, one interception and one fumble recovery in 12 games. Also added one blocked field goal on special teams.

- X Received third team All-ACC recognition as a sophomore in 2020 after compiling 57 tackles (a team-high 14.5 for loss) and 4.0 sacks across 10 games. His 14.5 tackles for loss ranked third in the ACC in 2020.

### PERSONAL:

- X Spent one season after high school at the Peddie School preparatory school in New Jersey. Was named the Mid-Atlantic Prep League Defensive Player of the Year and received first team All-MAPL recognition.
- X Attended Christian Brothers Academy for high school, where he played quarterback and defensive back.
- X Also played basketball and lacrosse in high school.
- X Born SirVocea Levitticus Dennis on March 9, 2000.
- X Parents are SirVantis and Corliss Dennis.
- X Majored in law, criminal justice and society at Pittsburgh.

## DENNIS' GAME-BY-GAME STATISTICS

| 2023              |      | TACKLES  |          |          |          |            |            |          | INTERCEPTIONS |          |          |          | FUMBLES  |          |          | ST TACKLES |          |          |          |
|-------------------|------|----------|----------|----------|----------|------------|------------|----------|---------------|----------|----------|----------|----------|----------|----------|------------|----------|----------|----------|
| DATE              | OPP  | T        | S        | A        | TFL      | SK         | YDS        | QH       | NO            | YDS      | LG       | TD       | PD       | FF       | FR       | YDS        | T        | S        | A        |
| Sept. 10          | @MIN | 0        | 0        | 0        | 0        | 0.0        | 0.0        | 0        | 0             | 0        | 0        | 0        | 0        | 0        | 0        | 0          | 0        | 0        | 0        |
| Sept. 17          | CHI  |          |          |          |          |            |            |          | Inactive      |          |          |          |          |          |          |            |          |          |          |
| Sept. 25          | PHI  |          |          |          |          |            |            |          | Inactive      |          |          |          |          |          |          |            |          |          |          |
| Oct. 1            | @NO  |          |          |          |          |            |            |          | Inactive      |          |          |          |          |          |          |            |          |          |          |
| Oct. 15           | DET  | 0        | 0        | 0        | 0        | 0.0        | 0.0        | 0        | 0             | 0        | 0        | 0        | 0        | 0        | 0        | 0          | 0        | 0        | 0        |
| Oct. 22           | ATL  | 0        | 0        | 0        | 0        | 0.0        | 0.0        | 0        | 0             | 0        | 0        | 0        | 0        | 0        | 0        | 0          | 1        | 1        | 0        |
| Oct. 26           | @BUF | 0        | 0        | 0        | 0        | 0.0        | 0.0        | 0        | 0             | 0        | 0        | 0        | 0        | 0        | 0        | 0          | 1        | 1        | 0        |
| Nov. 5            | @HOU | 0        | 0        | 0        | 0        | 0.0        | 0.0        | 0        | 0             | 0        | 0        | 0        | 0        | 0        | 0        | 0          | 0        | 0        | 0        |
| Nov. 12           | TEN  | 0        | 0        | 0        | 0        | 0.0        | 0.0        | 0        | 0             | 0        | 0        | 0        | 0        | 0        | 0        | 0          | 0        | 0        | 0        |
| Nov. 19           | @SF  | 2        | 1        | 1        | 0        | 0.0        | 0.0        | 0        | 0             | 0        | 0        | 0        | 0        | 0        | 0        | 0          | 1        | 1        | 0        |
| Nov. 26           | @IND | 6        | 5        | 1        | 0        | 0.0        | 0.0        | 0        | 0             | 0        | 0        | 0        | 1        | 0        | 0        | 0          | 0        | 0        | 0        |
| Dec. 3            | CAR  |          |          |          |          |            |            |          | Inactive      |          |          |          |          |          |          |            |          |          |          |
| Dec. 10           | @ATL | 0        | 0        | 0        | 0        | 0.0        | 0.0        | 0        | 0             | 0        | 0        | 0        | 0        | 0        | 0        | 0          | 0        | 0        | 0        |
| Dec. 17           | @GB  | 0        | 0        | 0        | 0        | 0.0        | 0.0        | 0        | 0             | 0        | 0        | 0        | 0        | 0        | 0        | 0          | 0        | 0        | 0        |
| Dec. 24           | JAC  | 0        | 0        | 0        | 0        | 0.0        | 0.0        | 0        | 0             | 0        | 0        | 0        | 0        | 0        | 0        | 0          | 0        | 0        | 0        |
| Dec. 31           | NO   | 0        | 0        | 0        | 0        | 0.0        | 0.0        | 0        | 0             | 0        | 0        | 0        | 0        | 0        | 0        | 0          | 1        | 1        | 0        |
| Jan. 7            | @CAR | 0        | 0        | 0        | 0        | 0.0        | 0.0        | 0        | 0             | 0        | 0        | 0        | 0        | 0        | 0        | 0          | 1        | 1        | 0        |
| <b>TOTALS</b>     |      | <b>8</b> | <b>6</b> | <b>2</b> | <b>0</b> | <b>0.0</b> | <b>0.0</b> | <b>0</b> | <b>0</b>      | <b>0</b> | <b>0</b> | <b>0</b> | <b>1</b> | <b>0</b> | <b>0</b> | <b>0</b>   | <b>5</b> | <b>5</b> | <b>0</b> |
| <b>POSTSEASON</b> |      |          |          |          |          |            |            |          |               |          |          |          |          |          |          |            |          |          |          |
| Jan. 15           | PHI  | 0        | 0        | 0        | 0        | 0.0        | 0.0        | 0        | 0             | 0        | 0        | 0        | 0        | 0        | 0        | 0          | 1        | 0        | 1        |
| Jan. 21           | @DET | 0        | 0        | 0        | 0        | 0.0        | 0.0        | 0        | 0             | 0        | 0        | 0        | 0        | 0        | 0        | 0          | 0        | 0        | 0        |
| <b>TOTALS</b>     |      | <b>0</b> | <b>0</b> | <b>0</b> | <b>0</b> | <b>0.0</b> | <b>0.0</b> | <b>0</b> | <b>0</b>      | <b>0</b> | <b>0</b> | <b>0</b> | <b>0</b> | <b>0</b> | <b>0</b> | <b>0</b>   | <b>1</b> | <b>0</b> | <b>1</b> |

# #0 YAYA DIABY

## OUTSIDE LINEBACKER


HT: 6-4 WT: 270

DOB: 5/30/99

NFL: 2ND YEAR

ACQ: D3, 2023

COLLEGE: LOUISVILLE



### ACQUIRED BY BUCS:

- X Selected in the third round (82nd overall) of the 2023 NFL Draft.

### CAREER HIGHLIGHTS:

- X Appeared in 17 games for Tampa Bay, making seven starts and amassing 38 tackles (12 for loss), eight quarterback hits, 7.5 sacks, two fumble recoveries and one forced fumble.
- X Has started two postseason contests, logging four tackles.
- X He finished the 2023 season leading all rookies in tackles for loss (12).

### 2023 HIGHLIGHTS:

- X Led the Buccaneers and ranked third among all rookies with 7.5 sacks in 2023.
- X Made his NFL debut in the Week 1 victory at Minnesota. Logged 26 defensive snaps and eight special teams snaps.
- X Finished with one tackle across 23 defensive snaps in the Week 2 victory over Chicago.
- X In Week 3 vs. Philadelphia, played 25-of-78 defensive snaps and finished with one tackle.
- X Played 21-of-65 defensive snaps in the Week 4 victory at New Orleans, finishing with two tackles (one for loss).
- X In Week 6 vs. Detroit, played 30-of-70 defensive snaps and finished with a then-season-high three tackles.
- X Played 20-of-65 defensive snaps in Week 7 vs. Atlanta, finishing with one tackle and his first career fumble recovery.
- X In Week 8 at Buffalo, played 24-of-69 defensive snaps and finished with one tackle (that went for loss), one

quarterback hit and 1.0 sack. It marked Diaby's first career sack.

- X Played 17-of-72 defensive snaps in Week 9 at Houston, in addition to appearing on special teams.
- X In the Week 10 victory over Tennessee, played 27-of-63 defensive snaps and finished with two tackles (both for loss), two quarterback hits and 1.0 sack.
- X Played 21-of-60 defensive snaps in Week 11 at San Francisco, finishing with four tackles (three for loss), 2.0 sacks and two quarterback hits.
- X Through 11 Weeks, Diaby ranked tied for second among rookies in both sacks (4.0) and tackles for loss (seven).
- X Made his first career start in Week 12 at Indianapolis, playing 48-of-73 defensive snaps and finishing with one tackle.
- X Started in the Week 13 victory over Carolina, playing 47-of-72 defensive snaps and finishing with six tackles and 1.0 sack.



- X Diaby's sack in Week 13 marked his fifth of the season – all since Week 8. From Weeks 8-13, Diaby's 5.0 sacks were tied for seventh in the NFL.
- X In the Week 14 victory over Atlanta, started at outside linebacker, playing 37-of-72 defensive snaps and finishing with three tackles.
- X Started in the Week 15 victory at Green Bay, playing 36-of-60 defensive snaps and logging one tackle and one quarterback hit.
- X In the Week 16 victory over Jacksonville, started at outside linebacker and played 35-of-66 defensive snaps, finishing with five tackles (two for loss), 1.5 sacks, one forced fumble, one fumble recovery and one quarterback hit.
- X In Week 16, Diaby became the first rookie in the 2023 season and the first rookie in Buccaneers history (since data is available, starting in 1999) to record a game with at least one sack, forced fumble and fumble recovery.
- X Through 16 weeks, Diaby ranked tied for first among all rookies with 6.5 sacks. He ranked second in tackles for loss with nine, trailing only teammate Calijah Kancey.
- X In Week 17 vs, New Orleans, played 46-of-70 defensive snaps and finished with two tackles for loss.
- X Through 17 Weeks, led all rookies with 11 tackles for loss. His four games with multiple tackles for loss also led all rookies.
- X In the Week 18 victory at Carolina, played 32-of-52 defensive snaps and recorded six tackles (one for loss), one quarterback hit and 1.0 sack.
- X Diaby's sack in Week 18 brought his team-leading sack total to 7.5 on the season – good for the third-most sacks by a rookie in 2023 and tied for the second-most sacks by a rookie in franchise history.
- X Diaby led all rookies in tackles for loss with 12 in the 2023 regular season.
- X In the Wild Card round victory over Philadelphia, started at outside linebacker and logged one tackle. Contributed to a defense that helped



produce Tampa Bay's largest yardage differential in a postseason game in club history (+150).

- X In the Divisional round contest against Detroit, Diaby played 45-of-73 defensive snaps and recorded three tackles.

### COLLEGE:

- X Appeared in 34 games across three seasons (2020-22) at the University of Louisville, amassing 94 tackles (19.5 for loss), 10.5 sacks, two passes defensed and two fumble recoveries.
- X Prior to attending Louisville, Diaby spent two years at Georgia Military Academy (2018-19), where he collected 77 tackles and seven sacks.
- X Was named third team All-ACC as a senior in 2022 when he finished with 37 tackles (14 for loss), 9.0 sacks, two passes defensed and two fumble recoveries.
- X As a junior in 2021, finished with 39 tackles (three for loss) and 1.5 sacks across 13 games.
- X Appeared in eight games as a sophomore in 2020, tallying 18 tackles (2.5 for loss).

### PERSONAL:

- X Prior to attending Georgia Military Academy, he worked as a wheelchair passenger assistant at Hartsfield-Jackson Atlanta International Airport.
- X Son of Mariama and Mohamed Diaby.
- X Is named after his maternal uncle.
- X Has one brother and one sister.
- X Majored in criminal justice at Louisville.



# DIABY'S GAME-BY-GAME STATISTICS

FRONT OFFICE

VETERANS

2023 REVIEW

HISTORY

RECORDS

SIDELINES

## 2023

| DATE              | OPP  | TACKLES   |           |           |           |            |             | INTERCEPTIONS |          |          |          |          | FUMBLES  |          |          | ST TACKLES |          |          |          |  |
|-------------------|------|-----------|-----------|-----------|-----------|------------|-------------|---------------|----------|----------|----------|----------|----------|----------|----------|------------|----------|----------|----------|--|
|                   |      | T         | S         | A         | TFL       | SK         | YDS         | QH            | NO       | YDS      | LG       | TD       | PD       | FF       | FR       | YDS        | T        | S        | A        |  |
| Sept. 10          | @MIN | 0         | 0         | 0         | 0         | 0.0        | 0.0         | 0             | 0        | 0        | 0        | 0        | 0        | 0        | 0        | 0          | 0        | 0        | 0        |  |
| Sept. 17          | CHI  | 1         | 1         | 0         | 0         | 0.0        | 0.0         | 0             | 0        | 0        | 0        | 0        | 0        | 0        | 0        | 0          | 0        | 0        | 0        |  |
| Sept. 25          | PHI  | 1         | 0         | 1         | 0         | 0.0        | 0.0         | 0             | 0        | 0        | 0        | 0        | 0        | 0        | 0        | 0          | 0        | 0        | 0        |  |
| Oct. 1            | @NO  | 2         | 2         | 0         | 1         | 0.0        | 0.0         | 0             | 0        | 0        | 0        | 0        | 0        | 0        | 0        | 0          | 0        | 0        | 0        |  |
| Oct. 15           | DET  | 3         | 1         | 2         | 0         | 0.0        | 0.0         | 0             | 0        | 0        | 0        | 0        | 0        | 0        | 0        | 0          | 0        | 0        | 0        |  |
| Oct. 22           | ATL  | 1         | 0         | 1         | 0         | 0.0        | 0.0         | 0             | 0        | 0        | 0        | 0        | 0        | 0        | 1        | 0          | 0        | 0        | 0        |  |
| Oct. 26           | @BUF | 1         | 1         | 0         | 1         | 1.0        | 2.0         | 1             | 0        | 0        | 0        | 0        | 0        | 0        | 0        | 0          | 0        | 0        | 0        |  |
| Nov. 5            | @HOU | 0         | 0         | 0         | 0         | 0.0        | 0.0         | 0             | 0        | 0        | 0        | 0        | 0        | 0        | 0        | 0          | 0        | 0        | 0        |  |
| Nov. 12           | TEN  | 2         | 2         | 0         | 2         | 1.0        | 7.0         | 2             | 0        | 0        | 0        | 0        | 0        | 0        | 0        | 0          | 0        | 0        | 0        |  |
| Nov. 19           | @SF  | 4         | 4         | 0         | 3         | 2.0        | 16.0        | 2             | 0        | 0        | 0        | 0        | 0        | 0        | 0        | 0          | 0        | 0        | 0        |  |
| Nov. 26           | @IND | 1         | 0         | 1         | 0         | 0.0        | 0.0         | 0             | 0        | 0        | 0        | 0        | 0        | 0        | 0        | 0          | 0        | 0        | 0        |  |
| Dec. 3            | CAR  | 6         | 3         | 3         | 0         | 1.0        | 0.0         | 0             | 0        | 0        | 0        | 0        | 0        | 0        | 0        | 0          | 0        | 0        | 0        |  |
| Dec. 10           | @ATL | 3         | 1         | 2         | 0         | 0.0        | 0.0         | 0             | 0        | 0        | 0        | 0        | 0        | 0        | 0        | 0          | 0        | 0        | 0        |  |
| Dec. 17           | @GB  | 1         | 1         | 0         | 0         | 0.0        | 0.0         | 1             | 0        | 0        | 0        | 0        | 0        | 0        | 0        | 0          | 0        | 0        | 0        |  |
| Dec. 24           | JAC  | 5         | 4         | 1         | 2         | 1.5        | 15.0        | 1             | 0        | 0        | 0        | 0        | 0        | 1        | 1        | 0          | 0        | 0        | 0        |  |
| Dec. 31           | NO   | 2         | 2         | 0         | 2         | 0.0        | 0.0         | 0             | 0        | 0        | 0        | 0        | 0        | 0        | 0        | 0          | 0        | 0        | 0        |  |
| Jan. 7            | @CAR | 6         | 3         | 3         | 1         | 1.0        | 8.0         | 1             | 0        | 0        | 0        | 0        | 0        | 0        | 0        | 0          | 0        | 0        | 0        |  |
| <b>TOTALS</b>     |      | <b>39</b> | <b>25</b> | <b>14</b> | <b>12</b> | <b>7.5</b> | <b>48.0</b> | <b>8</b>      | <b>0</b> | <b>0</b> | <b>0</b> | <b>0</b> | <b>0</b> | <b>1</b> | <b>2</b> | <b>0</b>   | <b>0</b> | <b>0</b> | <b>0</b> |  |
| <b>POSTSEASON</b> |      |           |           |           |           |            |             |               |          |          |          |          |          |          |          |            |          |          |          |  |
| Jan. 15           | PHI  | 1         | 1         | 0         | 0         | 0.0        | 0.0         | 0             | 0        | 0        | 0        | 0        | 0        | 0        | 0        | 0          | 0        | 0        | 0        |  |
| Jan. 21           | @DET | 3         | 2         | 1         | 0         | 0.0        | 0.0         | 0             | 0        | 0        | 0        | 0        | 0        | 0        | 0        | 0          | 0        | 0        | 0        |  |
| <b>TOTALS</b>     |      | <b>4</b>  | <b>3</b>  | <b>1</b>  | <b>0</b>  | <b>0.0</b> | <b>0.0</b>  | <b>0</b>      | <b>0</b> | <b>0</b> | <b>0</b> | <b>0</b> | <b>0</b> | <b>0</b> | <b>0</b> | <b>0</b>   | <b>0</b> | <b>0</b> | <b>0</b> |  |

## DIABY'S CAREER STATISTICS

| Year              | Team      | Tackles   |          |           |           |           |            | INT         |          |          |          |          | Fumbles  |          |          | ST Tackles |          |          |          |  |
|-------------------|-----------|-----------|----------|-----------|-----------|-----------|------------|-------------|----------|----------|----------|----------|----------|----------|----------|------------|----------|----------|----------|--|
|                   |           | GP        | GS       | T         | S         | A         | Sk         | Yds         | No       | Yds      | Lg       | TD       | PD       | FF       | FR       | Yds        | T        | S        | A        |  |
| 2023              | Tampa Bay | 17        | 7        | 38        | 25        | 13        | 7.5        | 48.0        | 0        | 0        | 0        | 0        | 4        | 1        | 2        | 0          | 0        | 0        | 0        |  |
| <b>NFL Totals</b> |           | <b>17</b> | <b>7</b> | <b>38</b> | <b>25</b> | <b>13</b> | <b>7.5</b> | <b>48.0</b> | <b>0</b> | <b>0</b> | <b>0</b> | <b>0</b> | <b>4</b> | <b>1</b> | <b>2</b> | <b>0</b>   | <b>0</b> | <b>0</b> | <b>0</b> |  |
| <b>Playoffs</b>   |           |           |          |           |           |           |            |             |          |          |          |          |          |          |          |            |          |          |          |  |
| Year              | Team      | Tackles   |          |           |           |           |            | INT         |          |          |          |          | Fumbles  |          |          | ST Tackles |          |          |          |  |
| GP                | GS        | T         | S        | A         | Sk        | Yds       | No         | Yds         | Lg       | TD       | PD       | FF       | FR       | Yds      | T        | S          | A        |          |          |  |
| 2023              | Tampa Bay | 2         | 2        | 4         | 3         | 1         | 0.0        | 0.0         | 0        | 0        | 0        | 0        | 0        | 0        | 0        | 0          | 0        | 0        |          |  |
| <b>Postseason</b> |           | <b>2</b>  | <b>2</b> | <b>4</b>  | <b>3</b>  | <b>1</b>  | <b>0.0</b> | <b>0.0</b>  | <b>0</b> | <b>0</b> | <b>0</b> | <b>0</b> | <b>0</b> | <b>0</b> | <b>0</b> | <b>0</b>   | <b>0</b> | <b>0</b> | <b>0</b> |  |

# #87

## PAYNE DURHAM

**TIGHT END**  
**HT:** 6-5 **WT:** 225  
**DOB:** 6/15/00  
**NFL:** 2ND YEAR  
**ACQ:** D5B, 2023  
**COLLEGE:** PURDUE



### ACQUIRED BY BUCS:

- X Selected in the fifth round (171st overall) of the 2023 NFL Draft by the Tampa Bay Buccaneers.

### 2023 HIGHLIGHTS:

- X Was inactive for Weeks 1-4.
- X Made his NFL debut in Week 6 vs. Detroit, bringing in his first career reception. Finished with one catch for eight yards.
- X In Week 7 vs. Atlanta, appeared on special teams and in a reserve capacity on offense, playing 15-of-73 offensive snaps.
- X Appeared on special teams and in a reserve capacity on offense in Weeks 8-10.
- X In Week 11 at San Francisco, played 12-of-71 offensive snaps and brought in a then-season-high two receptions for 13 yards.
- X Played 12-of-60 offensive snaps in Week 12 at Indianapolis, bringing in one reception for 12 yards.
- X Started at tight end in the Week 13 victory over Carolina, playing 11 offensive snaps.
- X In the Week 14 victory over Atlanta, appeared in a reserve capacity on offense and on special teams.
- X Appeared on special teams and in a reserve capacity on offense in the Week 15 victory at Green Bay.
- X In the Week 16 victory over Jacksonville, played 11-of-74 offensive snaps, bringing in one reception for a then-career-high 25 yards.
- X Appeared on special teams and in a reserve capacity on offense in Week 17 vs. New Orleans.

- X In the Week 18 victory at Carolina, appeared on special teams and in a reserve capacity on offense.
- X In the Wild Card round victory over Philadelphia, appeared in a reserve capacity on offense, bringing in one reception for 18 yards.
- X Appeared on special teams and in a reserve capacity on offense in the Divisional round matchup against Detroit.

### COLLEGE:

- X Appeared in 41 career games across four seasons (2019-22) at Purdue University, totaling 126 receptions for 1,275 yards and 21 receiving touchdowns. Also added one carry for four yards.
- X His 21 receiving touchdowns rank fifth in program history and rank second all-time by a tight end in program history.
- X His 1,275 receiving yards rank sixth in program history in receiving yards by a tight end.
- X As a senior in 2022, was a Mackey Award (most outstanding tight end) semifinalist, was named second team All-Big Ten and was an All-American honorable mention after hauling in 56 passes for 560 yards and eight receiving touchdowns across 13 games (12 starts).
- X Ranked second on the team in receptions, receiving yards and touchdowns as a senior.
- X As a junior in 2021, was named All-Big Ten honorable mention after starting 10-of-12 games and bringing in 45 receptions for 467 yards and six receiving touchdowns.
- X Received All-Big Ten honorable mention as a sophomore in 2020 when he

brought in 16 receptions for 166 yards and three receiving touchdowns in six games.

- X Appeared in 12 games as a freshman in 2019, logging nine receptions for 82 yards and four receiving touchdowns.

### PERSONAL:

- X Attended Peachtree Ridge High (Suwanee, Ga.)
- X Played lacrosse in high school before being convinced to try out for the football team as a senior after his high school's head football coach made a 3-point basketball shot during a pep rally.
- X Was born William Payne Durham.
- X Majored in selling & sales management.



## DURHAM'S GAME-BY-GAME STATISTICS

| DATE              | OPP  | RECEIVING |           |             |           |          | RUSHING  |          |     |    |          |  |
|-------------------|------|-----------|-----------|-------------|-----------|----------|----------|----------|-----|----|----------|--|
|                   |      | NO        | YDS       | AVG         | LG        | TD       | ATT      | YDS      | AVG | LG | TD       |  |
| Sept. 10          | @MIN |           |           |             |           |          |          |          |     |    |          |  |
| Sept. 17          | CHI  |           |           |             |           | Inactive |          |          |     |    |          |  |
| Sept. 25          | PHI  |           |           |             |           | Inactive |          |          |     |    |          |  |
| Oct. 1            | @NO  |           |           |             |           | Inactive |          |          |     |    |          |  |
| Oct. 15           | DET  | 1         | 8         | 8.0         | 8         | 0        | 0        | 0        | -   | -  | 0        |  |
| Oct. 22           | ATL  | 0         | 0         | 0.0         | 0         | 0        | 0        | 0        | -   | -  | 0        |  |
| Oct. 26           | @BUF | 0         | 0         | 0.0         | 0         | 0        | 0        | 0        | -   | -  | 0        |  |
| Nov. 5            | @HOU | 0         | 0         | 0.0         | 0         | 0        | 0        | 0        | -   | -  | 0        |  |
| Nov. 12           | TEN  | 0         | 0         | 0.0         | 0         | 0        | 0        | 0        | -   | -  | 0        |  |
| Nov. 19           | @SF  | 2         | 13        | 6.5         | 8         | 0        | 0        | 0        | -   | -  | 0        |  |
| Nov. 26           | @IND | 1         | 12        | 12.0        | 12        | 0        | 0        | 0        | -   | -  | 0        |  |
| Dec. 3            | CAR  | 0         | 0         | 0.0         | 0         | 0        | 0        | 0        | -   | -  | 0        |  |
| Dec. 10           | @ATL | 0         | 0         | 0.0         | 0         | 0        | 0        | 0        | -   | -  | 0        |  |
| Dec. 17           | @GB  | 0         | 0         | 0.0         | 0         | 0        | 0        | 0        | -   | -  | 0        |  |
| Dec. 24           | JAC  | 1         | 25        | 25.0        | 25        | 0        | 0        | 0        | -   | -  | 0        |  |
| Dec. 31           | NO   | 0         | 0         | 0.0         | 0         | 0        | 0        | 0        | -   | -  | 0        |  |
| Jan. 7            | @CAR | 0         | 0         | 0.0         | 0         | 0        | 0        | 0        | -   | -  | 0        |  |
| <b>TOTALS</b>     |      | <b>5</b>  | <b>58</b> | <b>11.6</b> | <b>25</b> | <b>0</b> | <b>0</b> | <b>0</b> | -   | -  | <b>0</b> |  |
| <b>POSTSEASON</b> |      |           |           |             |           |          |          |          |     |    |          |  |
| Jan. 15           | PHI  | 1         | 18        | 18.0        | 18        | 0        | 0        | 0        | -   | -  | 0        |  |
| Jan. 21           | @DET | 0         | 0         | 0.0         | 0         | 0        | 0        | 0        | -   | -  | 0        |  |
| <b>TOTALS</b>     |      | <b>1</b>  | <b>18</b> | <b>18.0</b> | <b>18</b> | <b>0</b> | <b>0</b> | <b>0</b> | -   | -  | <b>0</b> |  |

## DURHAM'S CAREER STATISTICS

| YEAR              | TEAM      | RECEIVING |          |          |           |             | RUSHING   |          |          |          |     |    |          |
|-------------------|-----------|-----------|----------|----------|-----------|-------------|-----------|----------|----------|----------|-----|----|----------|
|                   |           | GP        | GS       | NO.      | YDS       | AVG         | LG        | TD       | ATT      | YDS      | AVG | LG | TD       |
| 2023              | Tampa Bay | 13        | 2        | 5        | 58        | 11.6        | 25        | 0        | 0        | 0        | -   | -  | 0        |
| <b>NFL Totals</b> |           | <b>13</b> | <b>2</b> | <b>5</b> | <b>58</b> | <b>11.6</b> | <b>25</b> | <b>0</b> | <b>0</b> | <b>0</b> | -   | -  | <b>0</b> |
| <b>Postseason</b> |           |           |          |          |           |             |           |          |          |          |     |    |          |
| Year              | Team      | GP        | GS       | No.      | Yds       | Avg         | Lg        | TD       | Att.     | Yds      | Avg | Lg | TD       |
| 2023              | Tampa Bay | 2         | 1        | 1        | 18        | 18.0        | 18        | 0        | 0        | 0        | -   | -  | 0        |
| <b>Postseason</b> |           | <b>2</b>  | <b>1</b> | <b>1</b> | <b>18</b> | <b>18.0</b> | <b>18</b> | <b>0</b> | <b>0</b> | <b>0</b> | -   | -  | <b>0</b> |

# #22

## CHASE EDMONDS

**RUNNING BACK**  
**HT:** 5-9 **WT:** 201  
**DOB:** 4/13/96  
**NFL:** 7TH YEAR  
**ACQ:** FA, 2023  
**COLLEGE:** FORDHAM



### TRANSACTIONS:

- X Selected in the fourth round (134th overall) of the 2018 NFL Draft by the Arizona Cardinals.
- X Signed by the Miami Dolphins as an unrestricted free agent on March 17, 2022.
- X Traded by the Dolphins to the Denver Broncos on Nov. 1, 2022.
- X Signed by the Tampa Bay Buccaneers as a free agent on March 16, 2023.

### CAREER HIGHLIGHTS:

- X Has appeared in 83 career games, logging 450 carries for 1,972 yards (4.4 avg.) and 11 touchdowns. Also added 158 receptions for 1,159 yards and six receiving touchdowns.
- X Has appeared in three postseason games, tallying 19 carries for 59 yards while adding three receptions for 26 yards.
- X Has contributed 21 kickoff returns for 465 yards (22.1 avg.) and added 11 special teams tackles.
- X In 2021, ranked ninth in the NFL with 5.1 yards per carry.
- X Recorded his first career start against Seattle (9/29/19).
- X Made NFL debut against Washington (9/19/18).

### 2023 HIGHLIGHTS:

- X Logged eight offensive snaps, carrying the ball twice for eight yards in the Week 1 victory at Minnesota. Also appeared on 15 special teams snaps.
- X In the Week 2 victory over Chicago, appeared on three offensive snaps and finished with two carries for 12 yards. Also appeared on special teams.

- X Returned from Injured Reserve prior to Week 8 at Buffalo and appeared on special teams and in a reserve capacity on offense. Finished with three carries for five yards and two receptions for 16 yards.
- X In Week 9 at Houston, carried three times for -5 yards and brought in one reception for -1 yard.
- X In the Week 10 victory over Tennessee, played 18 offensive snaps and finished with four carries for nine yards. Also brought in one reception.
- X Played 15-of-71 offensive snaps in Week 11 at San Francisco, finishing with four carries for eight yards and one reception for 11 yards.
- X In Week 12 at Indianapolis, played 7-of-60 offensive snaps and logged one carry for 11 yards.
- X In the Week 13 victory over Carolina, played nine offensive snaps and logged two carries for seven yards, plus one reception for two yards.
- X Logged a then-season-high 58 yards from scrimmage in the Week 14 victory over Atlanta, tallying 40 rushing yards across eight carries and 18 receiving yards over two receptions.
- X In the Week 15 victory at Green Bay, played 12-of-62 offensive snaps and tallied three carries for 13 yards.
- X In the Week 16 win over Jacksonville, played 24-of-74 offensive snaps, logging a then-season-high 10 carries for 25 yards.
- X Played 15-of-56 offensive snaps in Week 17 vs. New Orleans, amassing 56 yards from scrimmage across 16 rushing yards and 40 receiving yards. Logged a then-season-high five receptions.



- X In the Week 18 victory at Carolina, played 17-of-65 offensive snaps, logging four carries for 27 yards and adding one reception.
- X In the Wild Card round victory over Philadelphia, logged seven carries for 12 yards and added one reception for eight yards.
- X In the Divisional round contest against Detroit, played 14 offensive snaps and logged four carries for 19 yards (4.8 avg.) while adding two receptions for 18 yards.

#### **COLLEGE/PERSONAL:**

- X Was a four-year starter at Fordham University (2014-17), finishing with 44 games started, 938 carries for 5,862 yards (6.2 avg.) and 67 touchdowns. Also added 86 receptions for 905 yards and seven receiving touchdowns.
- X Finished his collegiate career as the Patriot League's all-time leading rusher,

leading touchdown scorer and leading rushing touchdown scorer.

- X Was a first-team FCS All-American, first team All-Patriot League and first-team All-ECAC (Eastern College Athletic Conference) following his junior season in 2016.
- X Led the FCS in rushing yards per game in 2016 with 163.5.
- X As a true freshman in 2014, was the FCS Rookie of the Year, Patriot League Rookie of the Year and ECAC Rookie of the Year.
- X Attended Central Dauphin East High School (Harrisburg, Pa.)
- X Also lettered in basketball in high school.

## EDMONDS' GAME-BY-GAME STATISTICS

| 2023              |      | RUSHING   |            |            |           |          |           | RECEIVING |            |           |          |  |
|-------------------|------|-----------|------------|------------|-----------|----------|-----------|-----------|------------|-----------|----------|--|
| DATE              | OPP  | ATT       | YDS        | AVG        | LG        | TD       | NO        | YDS       | AVG        | LG        | TD       |  |
| Sept. 10          | @MIN | 2         | 8          | 4.0        | 5         | 0        | 0         | 0         | -          | -         | 0        |  |
| Sept. 17          | CHI  | 2         | 12         | 6.0        | 14        | 0        | 0         | 0         | -          | -         | 0        |  |
| Sept. 25          | PHI  |           |            |            |           |          |           |           |            |           |          |  |
| Oct. 1            | @NO  |           |            |            |           |          |           |           |            |           |          |  |
| Oct. 15           | DET  |           |            |            |           |          |           |           |            |           |          |  |
| Oct. 22           | ATL  |           |            |            |           |          |           |           |            |           |          |  |
| Oct. 26           | @BUF | 3         | 5          | 1.7        | 2         | 0        | 2         | 16        | 8.0        | 9         | 0        |  |
| Nov. 5            | @HOU | 3         | -5         | -1.7       | 2         | 0        | 1         | -1        | -1.0       | -1        | 0        |  |
| Nov. 12           | TEN  | 4         | 9          | 2.3        | 9         | 0        | 1         | -2        | -2.0       | -2        | 0        |  |
| Nov. 19           | @SF  | 4         | 8          | 2.0        | 8         | 0        | 1         | 11        | 11.0       | 11        | 0        |  |
| Nov. 26           | @IND | 1         | 11         | 11.0       | 11        | 0        | 0         | 0         | -          | -         | 0        |  |
| Dec. 3            | CAR  | 2         | 7          | 3.5        | 4         | 0        | 1         | 2         | 2.0        | 2         | 0        |  |
| Dec. 10           | @ATL | 8         | 40         | 5.0        | 15        | 0        | 2         | 18        | 9.0        | 10        | 0        |  |
| Dec. 17           | @GB  | 3         | 13         | 4.3        | 0         | 0        | 0         | 0         | -          | -         | 0        |  |
| Dec. 24           | JAC  | 10        | 25         | 2.5        | 0         | 0        | 0         | 0         | -          | -         | 0        |  |
| Dec. 31           | NO   | 3         | 16         | 5.3        | 10        | 0        | 5         | 40        | 8.0        | 14        | 0        |  |
| Jan. 7            | @CAR | 4         | 27         | 6.8        | 21        | 0        | 1         | -3        | -3.0       | -3        | 0        |  |
| <b>TOTALS</b>     |      | <b>49</b> | <b>176</b> | <b>3.6</b> | <b>21</b> | <b>0</b> | <b>14</b> | <b>81</b> | <b>5.8</b> | <b>14</b> | <b>0</b> |  |
| <b>POSTSEASON</b> |      |           |            |            |           |          |           |           |            |           |          |  |
| Jan. 15           | PHI  | 7         | 12         | 1.7        | 5         | 0        | 1         | 8         | 8.0        | 8         | 0        |  |
| Jan. 21           | @DET | 4         | 19         | 4.8        | 9         | 0        | 2         | 18        | 9.0        | 14        | 0        |  |
| <b>TOTALS</b>     |      | <b>11</b> | <b>31</b>  | <b>2.8</b> | <b>9</b>  | <b>0</b> | <b>3</b>  | <b>26</b> | <b>8.7</b> | <b>14</b> | <b>0</b> |  |

## EDMONDS' CAREER STATISTICS

| YEAR              | TEAM      | RUSHING   |           |            |              |            |           |           | RECEIVING  |              |            |           |          |
|-------------------|-----------|-----------|-----------|------------|--------------|------------|-----------|-----------|------------|--------------|------------|-----------|----------|
|                   |           | GP        | GS        | ATT        | YDS          | AVG        | LG        | TD        | NO.        | YDS          | AVG        | LG        | TD       |
| 2018              | Arizona   | 16        | 0         | 60         | 208          | 3.5        | 29        | 2         | 20         | 103          | 5.2        | 13        | 0        |
| 2019              | Arizona   | 13        | 2         | 60         | 303          | 5.1        | 37t       | 4         | 12         | 105          | 8.8        | 31        | 1        |
| 2020              | Arizona   | 16        | 2         | 97         | 448          | 4.6        | 32        | 1         | 53         | 402          | 7.6        | 30        | 4        |
| 2021              | Arizona   | 12        | 11        | 116        | 592          | 5.1        | 54        | 2         | 43         | 311          | 7.2        | 36        | 0        |
| 2022              | Miami     | 8         | 2         | 42         | 120          | 2.9        | 28        | 2         | 10         | 96           | 9.6        | 15        | 1        |
| 2022              | Denver    | 5         | 1         | 26         | 125          | 4.8        | 25        | 0         | 6          | 61           | 10.2       | 27        | 0        |
| 2022              | TOTAL     | 13        | 3         | 68         | 245          | 3.6        | 28        | 2         | 16         | 157          | 9.8        | 27        | 1        |
| 2023              | Tampa Bay | 13        | 0         | 49         | 176          | 3.6        | 21        | 0         | 14         | 81           | 5.8        | 14        | 0        |
| <b>NFL Totals</b> |           | <b>83</b> | <b>18</b> | <b>450</b> | <b>1,972</b> | <b>4.4</b> | <b>54</b> | <b>11</b> | <b>158</b> | <b>1,159</b> | <b>7.3</b> | <b>36</b> | <b>6</b> |
| <b>Postseason</b> |           |           |           |            |              |            |           |           |            |              |            |           |          |
| Year              | Team      | GP        | GS        | Att.       | Yds          | Avg        | Lg        | TD        | No.        | Yds          | Avg        | Lg        | TD       |
| 2021              | Arizona   | 1         | 1         | 8          | 28           | 3.5        | 10        | 0         | 0          | 0            | 0.0        | 0         | 0        |
| 2023              | Tampa Bay | 2         | 0         | 11         | 31           | 2.8        | 9         | 0         | 3          | 26           | 8.7        | 14        | 0        |
| <b>Postseason</b> |           | <b>3</b>  | <b>1</b>  | <b>19</b>  | <b>59</b>    | <b>3.1</b> | <b>10</b> | <b>0</b>  | <b>3</b>   | <b>26</b>    | <b>8.7</b> | <b>14</b> | <b>0</b> |

# #13 MIKE EVANS

**WIDE RECEIVER**  
**HT:** 6-5 **WT:** 231  
**DOB:** 8/21/92  
**NFL:** 11TH YEAR  
**ACQ:** D1, 2014  
**COLLEGE:** TEXAS A&M



## ACQUIRED BY BUCS:

- X Selected in the first round (seventh overall) of the 2014 NFL Draft by the Buccaneers.

## AWARDS & ACCOLADES:

- X Super Bowl LV Champion.
- X 5x Pro Bowl Selection (2016, 2018-19, 2021, 2023).
- X 2x AP All-Pro Second-Team Selection (2016, 2023)
- X 2x NFC Offensive Player of the Week (Week 11, 2014; Week 17, 2022).
- X 2014 PFWA All-Rookie Team Selection.

## CAREER HIGHLIGHTS:

- X Has started 153-of-154 career games, catching 762 passes for 11,680 yards (15.3 avg.) and 94 touchdowns. Also has one rush attempt for 10 yards.
- X Has started nine postseason games, recording 45 catches for 709 yards and five touchdowns.
- X Evans' 153 career starts are fifth-most in franchise history and his 154 games played are the 10th-most in franchise history.
- X Has the most touchdown receptions (94), total touchdowns (95), receiving yards (11,680) and receptions (762) in franchise history.
- X Evans holds the franchise postseason records in receptions (45), receiving yards (709) and receiving touchdowns (five).

- X Since entering the NFL in 2014, he leads the league in receiving yards and yards per catch (min. 500 receptions), ranks second in receiving touchdowns, and is sixth in receptions.
- X Evans ranks 13th in NFL history with 94 receiving touchdowns and 33rd in receiving yards (11,680).
- X Has topped 1,000 receiving yards in each of his first 10 seasons, becoming the first player in NFL history to post 1,000 or more receiving yards in each of their first 10 seasons and surpassing the previous record, held by Randy Moss (six seasons).
- X Evans' streak of 10 consecutive 1,000 yard seasons is the second-longest in NFL history, trailing only Jerry Rice (11).
- X Evans is one of three players in NFL history to have at least 10 seasons with 1,000-or-more receiving yards, joining Randy Moss (10) and Jerry Rice (14).
- X Evans is one of seven players that has recorded at least five seasons with 1,000-or-more receiving yards and 10-or-more receiving touchdowns. All other players that have five-or-more such seasons are members of the Pro Football Hall of Fame.
- X Evans' five seasons with 12-or-more receiving touchdowns are the fifth-most in NFL history, trailing only Pro Football Hall of Famers Jerry Rice, Terrell Owens, Marvin Harrison and Randy Moss.
- X Evans became the fourth player in NFL history to have 11,000+ receiving yards and 90-or-more receiving touchdowns in their first 10 seasons, joining Jerry Rice, Randy Moss and Marvin Harrison.

- X Owns each of the top five receiving touchdown seasons in team history, establishing a new club record in 2021 with 14. Also recorded 13 touchdown receptions in 2020 and 2023, plus 12 touchdown receptions in 2014 and 2016.
- X Owns three of the top 10 receiving seasons in franchise history, establishing a franchise record in 2018 (1,524), while ranking fifth in 2016 (1,256) and eighth in 2023 (1,255).
- X Owns six of the top 10 Buccaneers single-game receiving marks.
- X Evans has ranked in the top five in the NFL in receiving yards twice (2016, 2018) and the top five in receiving touchdowns five times (2014, 2016, 2020, 2021, 2023). He led the NFL in touchdown receptions in 2023.
- X Has recorded 36 regular season 100-yard receiving games in his career, the most in franchise history. His 36 100-yard receiving games since entering the league in 2014 are tied for the sixth-most in the NFL. Evans also has a franchise record four career 100-yard postseason contests.
- X Evans has eight career games with 170-or-more receiving yards, tied for the second-most in the NFL since 2002.
- X Evans has three career games with at least 10 catches, 175 receiving yards and two touchdowns, tied for the second-most such games in NFL history.
- X Evans has five career games with at least 180 receiving yards and two touchdown receptions, the second-most in NFL history.
- X Evans has seven career games with at least 175 receiving yards, the second-most in the NFL since 2014 and tied for the fifth-most in NFL history.



- X Has 20 games with multiple touchdown receptions, the most such games in team history. His 20 games with multiple touchdown catches are second-most in the NFL since 2014 and tied for 10th-most in NFL history.
- X Through his first eight seasons, totaled 9,301 receiving yards, the 10th-most in any players' first eight seasons in NFL history.
- X Through his first eight seasons, totaled 75 receiving touchdowns, tied for the eighth-most in any players' first eight seasons in NFL history.
- X Evans topped 9,000 receiving yards and 75 touchdowns in his first eight seasons, joining Marvin Harrison, Randy Moss and Jerry Rice as the only players in NFL history to reach those marks in their first eight seasons.
- X Had a career-best three touchdown receptions against N.Y. Giants (9/22), joining Jimmie Giles (four vs. Miami, 10/20/85) and Morris Owens (three vs. Miami, 10/24/76) as the only players in franchise history with at least three touchdown receptions in a game to that point. All three of Evans' touchdown receptions came in the first half, joining Giles as the only players in franchise history with at least three touchdown catches in a half. Evans repeated the feat against Chicago (10/24/21), catching three touchdown passes in the first half. Since entering the league in 2014, he is the only player with multiple games of at least three touchdown catches in a half.
- X In 2019, Evans and teammate Chris Godwin became the first receivers in NFL history to each have three games with 150-plus receiving yards in a single season. He and Godwin were also only the second-ever pair of Buccaneers receivers to top 1,000 receiving yards



in the same season, joining Evans and Vincent Jackson in 2014. They are the first pair of Buccaneers receivers to eclipse 1,100 receiving yards in the same season.

- X Caught a touchdown in six consecutive games played (2019–20), establishing a new franchise record.
- X In 2017, Evans became the first player in team history to have four total 1,000-yard receiving seasons. All four of his came in his first four seasons, establishing a new franchise record for consecutive 1,000-yard seasons as well. He extended his records from 2018–2020.
- X Reached 7,000 receiving yards at 26 years, 81 days old and 6,000 receiving yards at 25 years, 131 days old, becoming the youngest player to reach each mark in NFL history. Reached 8,000 receiving yards at 27 years, 121 days old, the third-youngest mark in league history.
- X Caught at least three passes in 37 consecutive games (9/27/15–10/29/17), the longest streak in team history.
- X Has four career two point conversions, the most in franchise history.
- X Evans ranked 16th in NFL history in receiving touchdowns and 13th in receiving yards for any player through their first 100 games.



- X Finished his rookie season ranking second amongst rookies and 19th in the NFL with 1,051 receiving yards, which then also marked the ninth-most receiving yards by a rookie since the 1970 NFL/AFL merger.
- X With 12 touchdown receptions as a rookie, tied for first among rookies and tied for fourth in the NFL in receiving touchdowns, while setting a new franchise rookie record.
- X Had a record-setting day at Washington (11/16/2014), finishing with seven receptions for 209 yards and two touchdowns, posting the third-best yardage total in franchise history and joining Antonio Bryant as the only other player in team history with at least 200 yards and two touchdowns in a single game, while becoming the first rookie in the NFL with at least 200 yards and two touchdowns since Anquan Boldin (217 yards in 2003).

### 2014–23 NFL RECEIVING TD LEADERS

| Name (Current Team)       | TD        |
|---------------------------|-----------|
| 1. Davante Adams (LV)     | 95        |
| <b>2. Mike Evans (TB)</b> | <b>94</b> |
| 3t. Tyreek Hill (MIA)     | 76        |
| 3t. DeAndre Hopkins (TEN) | 76        |
| 5. Travis Kelce (KC)      | 74        |

### 2014–23 NFL RECEIVING YARD LEADERS

| Name (Current Team)       | Yards         |
|---------------------------|---------------|
| <b>1. Mike Evans (TB)</b> | <b>11,680</b> |
| 2. DeAndre Hopkins (TEN)  | 11,553        |
| 3. Travis Kelce (KC)      | 11,328        |
| 4. Julio Jones (FA)       | 10,966        |
| 5. Davante Adams (LV)     | 10,781        |

### MOST RECEIVING TD (TEAM HISTORY)

| Name (Years)                         | Rec. TD   |
|--------------------------------------|-----------|
| <b>1. WR Mike Evans (2014–Pres.)</b> | <b>94</b> |
| 2t. WR Chris Godwin (2017–Pres.)     | 34        |
| 2t. TE Jimmie Giles (1978–86)        | 34        |
| 4. TE Cameron Brate (2014–2022)      | 33        |
| 5. WR Kevin House (1980–86)          | 31        |

### MOST RECEIVING YARDS (TEAM HISTORY)

| Name (Years)                         | Rec. Yards    |
|--------------------------------------|---------------|
| <b>1. WR Mike Evans (2014–Pres.)</b> | <b>11,680</b> |
| 2. WR Chris Godwin (2017–Pres.)      | 6,690         |
| 3. WR Mark Carrier (1987–92)         | 5,018         |
| 4. WR Kevin House (1980–86)          | 4,928         |
| 5. WR Vincent Jackson (2012–16)      | 4,326         |

- X Made NFL debut in start vs. Carolina on 9/7/14.

### 2023 HIGHLIGHTS:

- X Received Pro Bowl and second-team All-Pro recognition after bringing in 79 receptions for 1,255 yards and 13 receiving touchdowns.
- X Brought in a league-leading 13 touchdown receptions, tied for the second-most in a single season in team history.
- X Ranked eighth in the NFL with 15.9 yards per reception.
- X Ranked ninth in the NFL with 1,255 receiving yards.
- X Recorded his 10th consecutive season with 1,000+ receiving yards and 60+ receptions – each marking the longest-such streak in NFL history to begin a career.
- X His 236 receiving yards in the 2023 postseason marked a franchise single-season record.
- X Was named a team captain for the 2023 season.
- X Started his 137th career game for the Buccaneers in the Week 1 victory at Minnesota, tying Mike Alstott for sixth-most in franchise history.
- X Finished with a team-leading six receptions for 66 yards and one touchdown in Week 1. It marked his 82nd career receiving touchdown, tying him with Anquan Boldin and Reggie Wayne for 28th-most in NFL history.
- X Finished with six receptions for 171 yards and one touchdown in the Week 2 victory over Chicago. His 171 receiving yards are his eighth-most in a single game in his career.
- X In Week 2, brought in a 70-yard pass from Baker Mayfield in the second quarter, the second-longest reception of his career



behind only Oct. 18, 2018 at Cincinnati (72 yards).

- X Week 2 marked Evans' 10th career game with 150-or-more receiving yards and at least one touchdown – no other player in Buccaneers history has more than two such games.
- X Evans finished with a career-high 79 yards after catch in Week 2, good for the 12th-most in a single game in franchise history.
- X In Week 2, Evans tied Antonio Brown, Calvin Johnson and Brandon Marshall (83) for the 25th-most receiving touchdowns in NFL history. In addition, he surpassed A.J. Green (10,514) and Keyshawn Johnson (10,571) to move into 43rd all-time in career receiving yards.
- X Through two weeks, Evans ranked fourth in the NFL with 237 receiving yards. He was one of only two players (also, Miami's Tyreek Hill) with 200-or-more receiving yards and multiple touchdown receptions through the first two weeks of the season.
- X In Week 3 vs. Philadelphia, finished with five receptions for 60 yards and one touchdown. With his five receptions in Week 3, he became the first player in Buccaneers history and the 59th player in NFL history with 700 career receptions.
- X With Evans' touchdown reception in Week 3, he tied Mark Clayton, Tommy McDonald, Irving Fryar and Andre Rison (84) for the 21st-most receiving touchdowns in NFL history.
- X Evans had five-or-more receptions, 60-or-more receiving yards and one receiving touchdown in Weeks 1-3, marking the sixth time in Buccaneers history that a player has hit those benchmarks in three-or-more consecutive games within a single season – Evans has four of the six occurrences

(2023 Weeks 1-3; 2018 Weeks 1-3; 2016 Weeks 1-3; 2014 Weeks 9-11). Evans' streak of three such games was tied for the second-longest streak by any player within a single season since the beginning of the 2021 season.

- X Through three weeks, Evans ranked among league leaders in receiving yards (297, 7th); yards per reception (min. 15 receptions - 17.5, 1st) and receiving touchdowns (3, T-2nd).
- X In the Week 4 victory at New Orleans, played 26-of-71 offensive snaps, finishing with three receptions for 40 yards before leaving with injury.
- X Played 45-of-56 offensive snaps in Week 6 vs. Detroit, finishing with four receptions for 49 yards.
- X In Week 7 vs. Atlanta, finished with a season-high-tying six receptions for 82 yards and one touchdown.
- X With his 82 receiving yards against Atlanta, he moved into 40th-place all-time in NFL history with 10,893 career receiving yards. Including his receiving touchdown, Evans moved into a tie for 18th place all-time in receiving touchdowns.
- X Through seven weeks, Evans' four receiving touchdowns were tied for sixth most in the NFL.
- X In Week 8 at Buffalo, played 58-of-68 offensive snaps and finished with three receptions for 39 yards and one touchdown.
- X His touchdown reception in Week 8 was his 86th career touchdown catch, tying him for 17th-most in NFL history.



- X Through eight weeks, Evans' five touchdown receptions were fourth-most in the NFL.
- X In Week 9 at Houston, played 55-of-66 offensive snaps and finished with four receptions for 87 yards.
- X In Week 9, Evans became the first player in franchise history with 11,000 career receiving yards for Tampa Bay.
- X With his 87 yards in Week 9, Evans moved ahead of Joey Galloway (10,950) for the 39th-most receiving yards in NFL history.
- X In the Week 10 victory over Tennessee, played 47-of-65 offensive snaps and finished with six receptions for 143 yards and one touchdown.
- X Evans' week 10 performance moved him past Chad Johnson into 38th place in NFL history in receiving yards and tied him with Andre Reed for 16th place in NFL history in receiving touchdowns.
- X According to Pro Football Focus, was Tampa Bay's highest graded player in Week 10, earning an 81.5 overall grade.
- X Through 10 weeks, Evans ranked 10th in the NFL in receiving yards (737) and tied for fourth in receiving touchdowns (six).
- X In Week 11 at San Francisco, played 56-of-71 offensive snaps and finished with five receptions for 43 yards and one touchdown.

### MOST RECEIVING YARDS (SINGLE SEASON, TEAM HISTORY)

| Name (Year)                 | Yards        |
|-----------------------------|--------------|
| <b>1. Mike Evans (2018)</b> | <b>1,524</b> |
| 2. Mark Carrier (1989)      | 1,422        |
| 3. Vincent Jackson (2012)   | 1,384        |
| 4. Chris Godwin (2019)      | 1,333        |
| <b>5. Mike Evans (2016)</b> | <b>1,321</b> |
| 6. Joey Galloway (2005)     | 1,287        |
| 7. Keyshawn Johnson (2001)  | 1,266        |
| <b>8. Mike Evans (2023)</b> | <b>1,255</b> |
| 9. Antonio Bryant (2008)    | 1,248        |
| 10. Vincent Jackson (2013)  | 1,224        |

- X Evans' touchdown in Week 11 marked his seventh touchdown of the season and tied him with Don Maynard for 15th-most in NFL history.
- X Through 11 Weeks, Evans was tied for second in the NFL in receiving touchdowns.
- X In Week 12 at Indianapolis, played 55-of-60 offensive snaps and finished with a team-high six receptions for 70 yards and two touchdowns.
- X Evans' touchdowns in Week 12 broke a tie with Don Maynard for the 15th-most touchdowns receptions (90) in NFL history.
- X With his two scores in Week 12, Evans surpassed Leroy Kelly and Charley Taylor for the 32nd-most total touchdowns in NFL history.
- X Evans' multi-score game in Week 12 was his 19th career game with multiple receiving touchdowns – second-most among active players at the time.
- X According to Pro Football Focus, was Tampa Bay's highest-graded offensive starter in Week 12, earning an 80.8 grade.
- X Through 12 weeks, Evans' nine receiving touchdowns ranked second in the NFL, trailing only Tyreek Hill (10).
- X In the Week 13 victory over Carolina, Evans finished with game-highs in receptions (seven), receiving yards (162), and receiving touchdowns (one). His 162 receiving yards put him at 1,012 receiving yards on the season and extended his own NFL record of consecutive seasons with 1,000-or-more receiving yards to begin a career to 10 seasons.
- X Evans' streak of 10 consecutive seasons with at least 1,000 receiving yards became the second-longest such streak in NFL history, trailing only Jerry Rice (11).



## MOST RECEIVING TOUCHDOWNS (SINGLE SEASON, TEAM HISTORY)

| Name (Year)                  | TD        |
|------------------------------|-----------|
| <b>1. Mike Evans (2021)</b>  | <b>14</b> |
| <b>2t. Mike Evans (2023)</b> | <b>13</b> |
| <b>2t. Mike Evans (2020)</b> | <b>13</b> |
| <b>3t. Mike Evans (2014)</b> | <b>12</b> |
| <b>3t. Mike Evans (2016)</b> | <b>12</b> |

- X Evans also became the third player in NFL history to have at least 10 seasons with 1,000-or-more receiving yards, joining Randy Moss (10) and Jerry Rice (14).
- X Evans' receiving touchdown in Week 13 came on a 75-yard pass from Baker Mayfield, marking the longest reception of his career and giving him 10 receiving touchdowns on the season. It marked the fifth time in his career that Evans has logged double-digit receiving touchdowns in a reason – good for second-most among active players in the NFL at the time, trailing only Davante Adams (six).
- X Evans' five seasons with 1,000-or-more receiving yards and 10-or-more receiving touchdowns are tied for the fifth-most in NFL history. At the time, every other player with at least as many such seasons as Evans was a member of the Pro Football Hall of Fame.
- X With seven receptions in Week 13, Evans surpassed 60 receptions on the season, making him the first player in NFL history to record 60-or-more receptions in each of their first 10 seasons.
- X With his touchdown in Week 13, Evans tied Davante Adams (active) and Isaac Bruce (91) for the 13th-most touchdown receptions in NFL history. In addition, he also passed Tony Dorsett, Edgerrin James, Bobby Mitchell and Ricky Waters for the 32nd-most total touchdowns in NFL history.
- X Evans' Week 13 performance was his 11th career game with 150+ receiving yards and at least one receiving touchdown, which tied him with Torry Holt and Randy Moss for the fourth-most such games by a player in his first 10 seasons in NFL history.
- X According to Pro Football Focus, Evans was Tampa Bay's highest-graded offensive player in Week 13, earning a

90.2 grade. His 90.2 grade was the then-highest grade that Evans had earned for a single game in the 2023 season.

- X In the Week 14 victory over Atlanta, finished with one reception for eight yards. He passed Muhsin Muhammad (11,438) for the 34th-most receiving yards in NFL history.
- X In the Week 15 victory at Green Bay, played 53-of-62 offensive snaps and finished with four receptions for 57 yards and one touchdown. His touchdown reception was his 11th of the season, tying Mike Williams in 2010 for the fifth-most in a single season in franchise history.
- X With his touchdown in Week 15, Evans tied Davante Adams (active) and Rob Gronkowski (92) for the 12th-most touchdown receptions in NFL history.
- X Evans' Week 15 touchdown also marked the 93rd overall touchdown of his career, tying Gronkowski and Jim Taylor (93) for the 30th-most total touchdowns in NFL history.
- X In the Week 16 victory over Jacksonville, played 57-of-74 offensive snaps and recorded seven receptions for 86 yards and two touchdowns. It marked his 20th career game with multiple touchdowns.
- X With his two scores in Week 16, Evans surpassed Davante Adams (active) and Rob Gronkowski (92) for the 12th-most touchdown receptions in NFL history. He also surpassed Jerome Bettis, Priest Holmes and Marshawn Lynch (94) for the 27th-most overall touchdowns in NFL history.
- X In Week 16, Evans became one of five players to record at least five seasons of 12-or-more receiving touchdowns. All other players with as many such seasons are members of the Pro Football Hall of Fame.
- X Through 16 weeks, Evans had a league-leading 13 receiving touchdowns, tied with himself in 2020 for the second-most receiving touchdowns in a single season in franchise history.
- X Played 46-of-56 offensive snaps in Week 17 vs. New Orleans, bringing in three receptions for 70 yards.
- X In Week 17, Evans surpassed Calvin Johnson (11,438) for the 33rd-most receiving yards in NFL history. He also

passed Johnson for the sixth-most receiving yards by a player through his first 10 seasons in league history.

- X In Week 17, Evans reached 1,233 receiving yards on the season, good for ninth-most in a single season in franchise history.
- X In the Week 18 victory at Carolina, played 56-of-65 offensive snaps, bringing in three receptions for 22 yards.
- X Evans finished the 2023 regular season tied for the league lead in touchdown receptions and tied (with himself) for the second-most receiving touchdowns in a single season with 13.
- X In the Wild Card round victory over Philadelphia, Evans finished with three receptions for 48 yards, extending his own club records for postseason catches (37) and postseason receiving yards (562).
- X In the Divisional round conteste against Detroit, Evans finished with a team-high eight receptions for 147 yards and one touchdown. His 147 receiving yards marked a new single-game postseason high and established a new single-game playoff franchise record.
- X Wtih his performance in the Divisional round against Detroit, Evans became the club's all-time postseason scrimmage yard leader.

### COLLEGE:

- X Started all 26 games in his collegiate career, finishing with 151 receptions for 2,499 yards and 17 touchdowns.
- X Registered eight career 100-yard receiving games.
- X Owns the two highest single-game receiving marks in school history 287 yards vs. Auburn (10/19/13) and 279 yards vs. Alabama (9/14/13).
- X One of only three players in SEC history to average at least 90 receiving yards per game for their career (Jabar Gaffney, Florida; Josh Reed, LSU).
- X Ranks fourth in receiving yards (2,499), fifth in receptions (151) and fifth in touchdown receptions (17) in Texas A&M history, despite playing only two seasons.
- X As a redshirt sophomore (2013), played in all 13 games, setting a school

record with 1,394 receiving yards on 69 catches. Also tied a school-record with 12 receiving touchdowns, which led the SEC and were the 10th-most in the nation.

- X Earned first-team All-American honors from The NFL Draft Report and the Associated Press.
- X A unanimous first-team All-SEC selection
- X A finalist for the Biletnikoff Award (nation's top receiver), and a semifinalist for the Maxwell Award and the Walter Camp Player of the Year Award.
- X Had an average of 20.2 yards per catch, the highest in that nation for any college player with at least 45 receptions.
- X Grabbed 17 receptions of at least 30 yards, the most in the country.
- X Notched five 100-yard performances on the year.
- X Caught seven passes for a then-career-high 279 yards against Alabama, including a career-long 95-yard touchdown. His 279 receiving yards were the most ever allowed against the Crimson Tide.
- X Had a career day against Auburn, catching 11 passes for 287 yards and four touchdowns. His four receiving touchdowns are tied for the second-most in a single game in school history.
- X As a redshirt freshman (2012), started all 13 games, catching 82 passes, the second-most in school history and the most ever by a freshman. Gained 1,105 yards, then the third-highest mark in school history, adding five receiving touchdowns.
- X Posted three 100-yard receiving games on the season.
- X Redshirted in 2011.
- X Majored in sports management.

### PERSONAL:

- X Attended Ball High School (Galveston, Texas).
- X Lettered in football as a senior, his lone season.
- X Earned second-team District 24-4A honors after catching 25 passes for 648 yards and seven touchdowns.

- X Added two interceptions on defense.
- X Prep Star All-Region grid choice.
- X A standout basketball player, averaging 18.3 points, 8.4 rebounds and 5.2 assists as a senior.
- X An avid Harry Potter fan.
- X Married to the former Ashli Dotson,
- X Has three daughters, Mackenzie, Ariaiah and Aliyah, and one son, Amari.
- X Born Michael Lynn Evans on August 21, 1993 in Galveston, Texas.

### COMMUNITY:

- X In 2020, supported his M1K3 Evans Family Foundation as part of the NFL's My Cause, My Cleats initiative.
- X In 2020, surprised the winners of the inaugural Buccaneers Girls in Football Scholarship.
- X As a result of all his efforts in the community, Evans has been nominated as the Buccaneers Man of Year candidate in 2019, 2020 and 2021.
- X In 2019, Evans donated two \$40,000 scholarships to Texas A&M used to establish scholarships for 10 students. He also donated \$25,000 to USF for local students in need of financial assistance. Many of Evans' contributions are not publicized, such as hosting a free camp at his high school, donating new uniforms, and participating in social justice.
- X Every year his foundation hosts 'Catch for Christmas' where Mike hosts 13 kids at the practice facility and presents them with gifts from their wish list.
- X The Mike Evans Family Foundation donated a total of \$100,000 to help support local families during the COVID-19 pandemic, donating \$50,000 to his hometown of Galveston, Texas, and another \$50,000 to United Way Suncoast.
- X Sponsors "Evans' End Zone Club" Front Row Fans section to provide a special gameday experience to local charities who would otherwise not have a chance to attend Buccaneers home games.
- X In December 2015, provided holiday gifts to children of a local family whose

parents were tragically killed in a car accident.

- X In December 2014, visited patients battling illness during the holidays at All Children's Hospital in St. Petersburg.
- X In November 2014, congratulated students at Pinellas Park Middle School for winning the Fuel Up to PLAY 60 "Defend Your Turf Challenge" and led students in fitness drills.
- X In September 2014, participated in a Buccaneers Academy ribbon-cutting ceremony and helped build an outdoor class at Sheehy Elementary in Tampa.
- X In September 2014, along with UnitedHealthcare employees and teammates, helped construct 35 Learning Garden boxes/kits to be delivered to schools around Tampa Bay.
- X In June 2014, visited MacDill Air Force Base to greet service members and learn about U.S. military operations headquartered in Tampa.



# EVANS' GAME-BY-GAME STATISTICS

## 2023

| DATE          | OPP  | NO        | RECEIVING    |             |            |           | RUSHING  |          |          |          |          |
|---------------|------|-----------|--------------|-------------|------------|-----------|----------|----------|----------|----------|----------|
|               |      |           | YDS          | AVG         | LG         | TD        | ATT      | YDS      | AVG      | LG       | TD       |
| Sept. 10      | @MIN | 6         | 66           | 11.0        | 28t        | 1         | 0        | 0        | -        | -        | 0        |
| Sept. 17      | CHI  | 6         | 171          | 28.5        | 70         | 1         | 0        | 0        | -        | -        | 0        |
| Sept. 25      | PHI  | 5         | 60           | 12.0        | 24         | 1         | 0        | 0        | -        | -        | 0        |
| Oct. 1        | @NO  | 3         | 40           | 13.3        | 18         | 0         | 0        | 0        | -        | -        | 0        |
| Oct. 15       | DET  | 4         | 49           | 12.3        | 18         | 0         | 0        | 0        | -        | -        | 0        |
| Oct. 22       | ATL  | 6         | 82           | 13.7        | 40t        | 1         | 0        | 0        | -        | -        | 0        |
| Oct. 26       | @BUF | 3         | 39           | 13.0        | 24t        | 1         | 0        | 0        | -        | -        | 0        |
| Nov. 5        | @HOU | 4         | 87           | 21.8        | 53         | 0         | 0        | 0        | -        | -        | 0        |
| Nov. 12       | TEN  | 6         | 143          | 23.8        | 43         | 1         | 0        | 0        | -        | -        | 0        |
| Nov. 19       | @SF  | 5         | 43           | 8.6         | 13         | 1         | 0        | 0        | -        | -        | 0        |
| Nov. 26       | @IND | 6         | 70           | 11.7        | 23t        | 2         | 0        | 0        | -        | -        | 0        |
| Dec. 3        | CAR  | 7         | 162          | 23.1        | 75t        | 1         | 0        | 0        | -        | -        | 0        |
| Dec. 10       | @ATL | 1         | 8            | 8.0         | 8          | 0         | 0        | 0        | -        | -        | 0        |
| Dec. 17       | @GB  | 4         | 57           | 14.3        | 19t        | 1         | 0        | 0        | -        | -        | 0        |
| Dec. 24       | JAC  | 7         | 86           | 12.3        | 22t        | 2         | 0        | 0        | -        | -        | 0        |
| Dec. 31       | NO   | 3         | 70           | 23.3        | 35         | 0         | 0        | 0        | -        | -        | 0        |
| Jan. 7        | @CAR | 3         | 22           | 7.3         | 9          | 0         | 0        | 0        | -        | -        | 0        |
| <b>TOTALS</b> |      | <b>79</b> | <b>1,255</b> | <b>15.9</b> | <b>75t</b> | <b>13</b> | <b>0</b> | <b>0</b> | <b>-</b> | <b>-</b> | <b>0</b> |

## POSTSEASON

|               |      |           |            |             |           |          |          |          |          |          |          |
|---------------|------|-----------|------------|-------------|-----------|----------|----------|----------|----------|----------|----------|
| Jan. 15       | PHI  | 3         | 48         | 16.0        | 21        | 0        | 0        | 0        | -        | -        | 0        |
| Jan. 21       | @DET | 8         | 147        | 18.4        | 29        | 1        | 0        | 0        | -        | -        | 0        |
| <b>TOTALS</b> |      | <b>11</b> | <b>195</b> | <b>17.7</b> | <b>29</b> | <b>1</b> | <b>0</b> | <b>0</b> | <b>-</b> | <b>-</b> | <b>0</b> |

## EVANS' CAREER STATISTICS

| Year              | Team      | GP         | GS         | Receiving  |               |             |            | Rushing   |          |           |             |           |          |
|-------------------|-----------|------------|------------|------------|---------------|-------------|------------|-----------|----------|-----------|-------------|-----------|----------|
|                   |           |            |            | No         | Yds           | Avg         | Lg         | TD        | Att      | Yds       | Avg         | Lg        | TD       |
| 2014              | Tampa Bay | 15         | 15         | 68         | 1,051         | 15.5        | 56t        | 12        | 0        | 0         | -           | -         | 0        |
| 2015              | Tampa Bay | 15         | 14         | 74         | 1,206         | 16.3        | 68         | 3         | 0        | 0         | -           | -         | 0        |
| 2016              | Tampa Bay | 16         | 16         | 96         | 1,321         | 13.8        | 45t        | 12        | 0        | 0         | -           | -         | 0        |
| 2017              | Tampa Bay | 15         | 15         | 71         | 1,001         | 14.1        | 42t        | 5         | 0        | 0         | -           | -         | 0        |
| 2018              | Tampa Bay | 16         | 16         | 86         | 1,524         | 17.7        | 72t        | 8         | 0        | 0         | -           | -         | 0        |
| 2019              | Tampa Bay | 13         | 13         | 67         | 1,157         | 17.3        | 67t        | 8         | 0        | 0         | -           | -         | 0        |
| 2020              | Tampa Bay | 16         | 16         | 70         | 1,006         | 14.4        | 50         | 13        | 0        | 0         | -           | -         | 0        |
| 2021              | Tampa Bay | 16         | 16         | 74         | 1,035         | 14.0        | 46         | 14        | 1        | 10        | 10.0        | 10        | 0        |
| 2022              | Tampa Bay | 15         | 15         | 77         | 1,124         | 14.6        | 63         | 6         | 0        | 0         | -           | -         | 0        |
| 2023              | Tampa Bay | 17         | 17         | 79         | 1,255         | 15.9        | 75t        | 13        | 0        | 0         | -           | -         | 0        |
| <b>NFL Totals</b> |           | <b>154</b> | <b>153</b> | <b>762</b> | <b>11,680</b> | <b>15.3</b> | <b>75t</b> | <b>94</b> | <b>1</b> | <b>10</b> | <b>10.0</b> | <b>10</b> | <b>0</b> |
| Postseason        | YEAR      | TEAM       | GP         | GS         | Receiving     |             |            |           | Rushing  |           |             |           |          |
|                   |           |            |            |            | NO            | YDS         | AVG        | LG        | TD       | ATT       | YDS         | AVG       | LG       |
| 2020              | Tampa Bay | 4          | 4          | 11         | 204           | 18.5        | 35         | 2         | 0        | 0         | -           | -         | 0        |
| 2021              | Tampa Bay | 2          | 2          | 17         | 236           | 13.9        | 55t        | 2         | 0        | 0         | -           | -         | 0        |
| 2022              | Tampa Bay | 1          | 1          | 6          | 74            | 12.3        | 20         | 0         | 0        | 0         | -           | -         | 0        |
| 2023              | Tampa Bay | 2          | 2          | 11         | 195           | 17.7        | 29         | 1         | 0        | 0         | -           | -         | 0        |
| <b>NFL Totals</b> |           | <b>9</b>   | <b>9</b>   | <b>45</b>  | <b>709</b>    | <b>15.8</b> | <b>55t</b> | <b>5</b>  | <b>0</b> | <b>0</b>  | <b>-</b>    | <b>-</b>  | <b>0</b> |

### SINGLE-GAME HIGHS

**Receptions:** 12, at Seattle, 11/3/19  
**Receiving Yards:** 209, at Washington, 11/16/14  
**Receiving TDs:** 3, three times, last vs. Carolina, 1/1/23  
**Long Reception:** 75t, vs. Carolina, 12/4/23  
 40 100-Yard Receiving Games (incl. four postseason)  
 20 games with multiple receiving touchdowns

### ADDITIONAL STATS

**Misc. Tackles:** 27 - 1 in 2023; 4 in 2022; 1 in 2021; 4 in 2019; 3 in 2018; 3 in 2017; 1 in 2016; 5 in 2015; 4 in 2014  
**Fumbles-Lost:** 4-2 - 2-1 in 2018; 1-0 in 2017; 1-1 in 2015  
**Fumble Recoveries:** 3 - 2 in 2018 (1 for TD); 1 in 2017



# #96 GREG GAINES

## DEFENSIVE TACKLE

HT: 6-1 WT: 312

DOB: 5/6/96

NFL: 6TH YEAR

ACQ: UFA (LAR)-'23

COLLEGE: WASHINGTON



### TRANSACTIONS:

- X Selected by the Los Angeles Rams in the fourth round (134th overall) of the 2019 NFL Draft
- X Signed by the Buccaneers as an unrestricted free agent on March 23, 2023.

### CAREER HIGHLIGHTS:

- X Has appeared in 76 career games, making 27 starts, and recording 146 tackles (11 for loss), 29 quarterback hits, 11.5 sacks and two fumble recoveries.
- X Has appeared in eight career postseason games, making four starts, and logging 18 tackles (three for loss), two passes defended, two quarterback hits and 1.5 sacks.
- X Recorded a career-high-tying five quarterback pressures in Super Bowl LVI against the Bengals.
- X From 2021-22, logged 8.5 sacks, tied for 12th-most among defensive tackles over that span.

### 2023 HIGHLIGHTS:

- X Appeared in a reserve capacity on defense in the Week 1 victory at Minnesota, logging 26 defensive snaps.
- X In the Week 2 victory over Chicago, logged 19 defensive snaps and finished with two tackles.
- X Played 42-of-78 defensive snaps in Week 3 vs. Philadelphia, finishing with three tackles and two quarterback hits.
- X In the Week 4 victory at New Orleans, played 25-of-65 defensive snaps and finished with two tackles plus one quarterback hit.
- X Played 24-of-70 defensive snaps in Week 6 vs. Detroit and finished with one tackle.

- X In Week 7 vs. Atlanta, played 31-of-65 defensive snaps and finished with four tackles.
- X Started at nose tackle in Week 8 at Buffalo, playing 48-of-69 snaps and finishing with one tackle.
- X Appeared in a reserve capacity in Week 9 at Houston, logging one tackle and one quarterback hit.
- X In the Week 10 victory over Tennessee, played 24 defensive snaps and finished with one tackle.
- X Played 23-of-60 defensive snaps in Week 11 at San Francisco, logging two tackles.
- X In Week 12 at Indianapolis, played 25-of-73 defensive snaps.
- X Played 21-of-72 defensive snaps in the Week 13 victory over Carolina.
- X In the Week 14 victory over Atlanta, started at defensive tackle, playing 52-of-72 defensive snaps and finishing with three tackles, one quarterback hit and 1.0 sack.
- X Gaines' sack in Week 14 marked his first one of the season, improving his career sack total to 11.5.
- X Played 28-of-60 defensive snaps in the Week 15 victory at Green Bay, logging one tackle.
- X Appeared in a reserve capacity on defense in the Week 16 win over Jacksonville, playing 26-of-66 defensive snaps.
- X Played 24-of-70 defensive snaps in Week 17 vs. New Orleans, recording one tackle.
- X In the Week 18 victory at Carolina, played 13-of-52 defensive snaps, recording two tackles and one fumble recovery. Contributed to a defense that

recorded Tampa Bay's first shutout since Nov. 21, 2010 at San Francisco.

- X In the Wild Card round victory over Philadelphia, recorded two tackles (one for loss), one quarterback hit and 1.0 sack. His sack improved his career postseason sack total to 1.5.
- X In the Divisional round contest at Detroit, played 27 defensive snaps and logged one tackle.

#### **COLLEGE:**

- X Appeared in 54 games across four seasons at the University of Washington (2015-18), totaling 148 tackles (20.5 for loss), 9.5 sacks, four passes defensed, one fumble recovery and one interception.
- X Won the Morris Trophy in 2018, given annually to the top defensive lineman in the Pac-12.
- X Earned Second-Team All-Pac-12 honors and was named to the academic All-Pac-12 team as a junior in 2017.

## GAINES' GAME-BY-GAME STATISTICS

| 2023              |      | TACKLES   |          |           |          |            |            |          | INTERCEPTIONS |          |          |          |          | FUMBLES  |          |          | ST TACKLES |          |          |
|-------------------|------|-----------|----------|-----------|----------|------------|------------|----------|---------------|----------|----------|----------|----------|----------|----------|----------|------------|----------|----------|
| DATE              | OPP  | T         | S        | A         | TFL      | SK         | YDS        | QH       | NO            | YDS      | LG       | TD       | PD       | FF       | FR       | YDS      | T          | S        | A        |
| Sept. 10          | @MIN | 0         | 0        | 0         | 0        | 0.0        | 0.0        | 0        | 0             | 0        | 0        | 0        | 0        | 0        | 0        | 0        | 0          | 0        | 0        |
| Sept. 17          | CHI  | 2         | 1        | 1         | 0        | 0.0        | 0.0        | 0        | 0             | 0        | 0        | 0        | 0        | 0        | 0        | 0        | 0          | 0        | 0        |
| Sept. 25          | PHI  | 3         | 0        | 3         | 0        | 0.0        | 0.0        | 2        | 0             | 0        | 0        | 0        | 0        | 0        | 0        | 0        | 0          | 0        | 0        |
| Oct. 1            | @NO  | 2         | 0        | 2         | 0        | 0.0        | 0.0        | 1        | 0             | 0        | 0        | 0        | 0        | 0        | 0        | 0        | 0          | 0        | 0        |
| Oct. 15           | DET  | 1         | 0        | 1         | 0        | 0.0        | 0.0        | 0        | 0             | 0        | 0        | 0        | 0        | 0        | 0        | 0        | 0          | 0        | 0        |
| Oct. 22           | ATL  | 4         | 1        | 3         | 0        | 0.0        | 0.0        | 0        | 0             | 0        | 0        | 0        | 0        | 0        | 0        | 0        | 0          | 0        | 0        |
| Oct. 26           | @BUF | 1         | 0        | 1         | 0        | 0.0        | 0.0        | 0        | 0             | 0        | 0        | 0        | 0        | 0        | 0        | 0        | 0          | 0        | 0        |
| Nov. 5            | @HOU | 1         | 1        | 0         | 0        | 0.0        | 0.0        | 1        | 0             | 0        | 0        | 0        | 0        | 0        | 0        | 0        | 0          | 0        | 0        |
| Nov. 12           | TEN  | 1         | 1        | 0         | 0        | 0.0        | 0.0        | 0        | 0             | 0        | 0        | 0        | 0        | 0        | 0        | 0        | 0          | 0        | 0        |
| Nov. 19           | @SF  | 2         | 1        | 1         | 0        | 0.0        | 0.0        | 0        | 0             | 0        | 0        | 0        | 0        | 0        | 0        | 0        | 0          | 0        | 0        |
| Nov. 26           | @IND | 0         | 0        | 0         | 0        | 0.0        | 0.0        | 0        | 0             | 0        | 0        | 0        | 0        | 0        | 0        | 0        | 0          | 0        | 0        |
| Dec. 3            | CAR  | 0         | 0        | 0         | 0        | 0.0        | 0.0        | 0        | 0             | 0        | 0        | 0        | 0        | 0        | 0        | 0        | 0          | 0        | 0        |
| Dec. 10           | @ATL | 3         | 1        | 2         | 0        | 1.0        | 0.0        | 1        | 0             | 0        | 0        | 0        | 0        | 0        | 0        | 0        | 0          | 0        | 0        |
| Dec. 17           | @GB  | 1         | 0        | 1         | 0        | 0.0        | 0.0        | 0        | 0             | 0        | 0        | 0        | 0        | 0        | 0        | 0        | 0          | 0        | 0        |
| Dec. 24           | JAC  | 0         | 0        | 0         | 0        | 0.0        | 0.0        | 0        | 0             | 0        | 0        | 0        | 0        | 0        | 0        | 0        | 0          | 0        | 0        |
| Dec. 31           | NO   | 1         | 1        | 0         | 0        | 0.0        | 0.0        | 0        | 0             | 0        | 0        | 0        | 0        | 0        | 0        | 0        | 0          | 0        | 0        |
| Jan. 7            | @CAR | 2         | 0        | 2         | 0        | 0.0        | 0.0        | 0        | 0             | 0        | 0        | 0        | 0        | 0        | 1        | 0        | 0          | 0        | 0        |
| <b>TOTALS</b>     |      | <b>24</b> | <b>7</b> | <b>17</b> | <b>0</b> | <b>1.0</b> | <b>0.0</b> | <b>5</b> | <b>0</b>      | <b>0</b> | <b>0</b> | <b>0</b> | <b>0</b> | <b>0</b> | <b>1</b> | <b>0</b> | <b>0</b>   | <b>0</b> | <b>0</b> |
| <b>POSTSEASON</b> |      |           |          |           |          |            |            |          |               |          |          |          |          |          |          |          |            |          |          |
| Jan. 15           | PHI  | 2         | 1        | 1         | 1        | 1.0        | 7.0        | 1        | 0             | 0        | 0        | 0        | 0        | 0        | 0        | 0        | 0          | 0        | 0        |
| Jan. 21           | @DET | 1         | 0        | 1         | 0        | 0.0        | 0.0        | 0        | 0             | 0        | 0        | 0        | 0        | 0        | 0        | 0        | 0          | 0        | 0        |
| <b>TOTALS</b>     |      | <b>3</b>  | <b>1</b> | <b>2</b>  | <b>1</b> | <b>1.0</b> | <b>7.0</b> | <b>1</b> | <b>0</b>      | <b>0</b> | <b>0</b> | <b>0</b> | <b>0</b> | <b>0</b> | <b>0</b> | <b>0</b> | <b>0</b>   | <b>0</b> | <b>0</b> |

## GAINES' CAREER STATISTICS

| Year              | Team      | GP        | GS        | Tackles    |           |           | Sk          | Yds         | INT      |          |          |          | Fumbles  |          |          | ST Tackles |          |          |          |
|-------------------|-----------|-----------|-----------|------------|-----------|-----------|-------------|-------------|----------|----------|----------|----------|----------|----------|----------|------------|----------|----------|----------|
|                   |           |           |           | T          | S         | A         |             |             | No       | Yds      | Lg       | TD       | PD       | FF       | FR       | Yds        | T        | S        | A        |
| 2019              | L.A. Rams | 10        | 0         | 13         | 6         | 7         | 0.5         | 2.0         | 0        | 0        | 0        | 0        | 0        | 0        | 0        | 0          | 0        | 0        | 0        |
| 2020              | L.A. Rams | 16        | 0         | 18         | 9         | 9         | 1.5         | 4.0         | 0        | 0        | 0        | 0        | 0        | 0        | 1        | 0          | 0        | 0        | 0        |
| 2021              | L.A. Rams | 17        | 13        | 55         | 28        | 27        | 4.5         | 21.5        | 0        | 0        | 0        | 0        | 0        | 0        | 0        | 0          | 0        | 0        | 0        |
| 2022              | L.A. Rams | 16        | 12        | 36         | 16        | 20        | 4.0         | 29.0        | 0        | 0        | 0        | 0        | 0        | 0        | 0        | 0          | 0        | 0        | 0        |
| 2023              | Tampa Bay | 17        | 2         | 24         | 7         | 17        | 1.0         | 0.0         | 0        | 0        | 0        | 0        | 0        | 0        | 1        | 0          | 0        | 0        | 0        |
| <b>NFL Totals</b> |           | <b>76</b> | <b>27</b> | <b>146</b> | <b>66</b> | <b>80</b> | <b>11.5</b> | <b>56.5</b> | <b>0</b> | <b>0</b> | <b>0</b> | <b>0</b> | <b>0</b> | <b>0</b> | <b>2</b> | <b>0</b>   | <b>0</b> | <b>0</b> | <b>0</b> |
| <b>Playoffs</b>   |           |           |           |            |           |           |             |             |          |          |          |          |          |          |          |            |          |          |          |
| Year              | Team      | GP        | GS        | Tackles    |           |           | Sk          | Yds         | INT      |          |          |          | Fumbles  |          |          | Tackles    |          |          |          |
|                   |           |           |           | T          | S         | A         |             |             | No       | Yds      | Lg       | TD       | PD       | FF       | FR       | Yds        | T        | S        | A        |
| 2020              | L.A. Rams | 2         | 0         | 3          | 2         | 1         | 0.0         | 0.0         | 0        | 0        | 0        | 0        | 0        | 0        | 0        | 0          | 0        | 0        | 0        |
| 2021              | L.A. Rams | 4         | 4         | 12         | 3         | 9         | 0.5         | 3.5         | 0        | 0        | 0        | 0        | 2        | 0        | 0        | 0          | 0        | 0        | 0        |
| 2023              | Tampa Bay | 2         | 0         | 3          | 1         | 2         | 1.0         | 7.0         | 0        | 0        | 0        | 0        | 0        | 0        | 0        | 0          | 0        | 0        | 0        |
| <b>Postseason</b> |           | <b>8</b>  | <b>4</b>  | <b>18</b>  | <b>6</b>  | <b>12</b> | <b>1.5</b>  | <b>10.5</b> | <b>0</b> | <b>0</b> | <b>0</b> | <b>0</b> | <b>2</b> | <b>0</b> | <b>0</b> | <b>0</b>   | <b>0</b> | <b>0</b> | <b>0</b> |

### SINGLE-GAME HIGHS

**Tackles:** 7, 11/28/21 at Green Bay  
**Sacks:** 2.0, 11/20/22 at New Orleans

#92

## WILLIAM GHOLSTON

DEFENSIVE LINEMAN

HT: 6-6 WT: 281

DOB: 7/31/91

NFL: 12TH YEAR

ACQ: D4B, 2013

COLLEGE: MICHIGAN STATE

**ACQUIRED BY BUCS:**

- X Selected in the fourth round (126th overall) of the 2013 NFL Draft by the Buccaneers.

**AWARDS & ACCOLADES:**

- X Super Bowl LV Champion.

**CAREER HIGHLIGHTS:**

- X Has played in 169 career regular season games, including 88 starts, totaling 420 tackles (58 for loss), 77 quarterback hits, 19.5 sacks, 14 passes defended, two forced fumbles, four fumble recoveries, one interception and four blocked kicks.
- X Has played in nine postseason games, with three starts, recording eight tackles (one for loss) and four quarterback hits.
- X His 169 games played are sixth-most in Buccaneers history.
- X In 2020, Gholston led the Buccaneers tied for 15th in the league with a career-high 20 quarterback hits, tied for the seventh-most in the league by an interior defensive lineman.
- X Tampa Bay's 2020 defense led the league in rushing yards allowed per game (80.6) and yards allowed per rush (3.60), while ranking sixth in yards allowed per play (5.12), sixth in yards allowed per game (327.1), ranking tied for second in tackles for loss (91), tied for fourth in sacks (48.0) and tied for fifth in takeaways (25).
- X A key contributor on the Buccaneers defense in 2019, which led the league in rushing yards allowed and opposing rushing average.
- X Collected a career-high 12 tackles in Thursday Night Football win at Carolina (9/12/19).

- X Recorded his first career interception in week 8 of the 2023 season against Buffalo (10/26/23).
- X Registered first career forced fumble in a win at Philadelphia (11/22/15).
- X Recorded first career partial sack on Monday Night Football against Miami (11/11/13).
- X Made first career start at St. Louis (12/22/13).
- X Made NFL debut at New England (9/22/13).
- X Registered first career blocked field goal vs. Baltimore (10/12/14).
- X Blocked extra point at New Orleans (9/20/15).
- X Posted first career multi-sack game with two in win vs. Atlanta (12/6/15).

**2023 HIGHLIGHTS:**

- X Appeared in a reserve capacity on defense in the Week 1 win at Minnesota. Finished with one tackle.
- X Appeared in a reserve capacity on defense in the Week 2 victory over Minnesota, logging seven snaps.
- X In Week 3 vs. Philadelphia, played 35-of-78 defensive snaps and finished with three tackles.
- X Played 14-of-65 defensive snaps in the Week 4 victory at New Orleans, finishing with two tackles.
- X In Week 6 vs. Detroit, played 15-of-70 defensive snaps and finished with one tackle.
- X In Week 7 vs. Atlanta, surpassed Mike Alstott (158) for the eighth-most games played in franchise history. He finished with two tackles.
- X Played 18-of-69 defensive snaps in Week 8 at Buffalo, finishing with a career-high

tying two passes defended and his first career interception.

- X In Week 9 at Houston, started at defensive tackle and played 29-of-72 defensive plays.
- X Appeared in a reserve capacity on defense in the Week 10 victory over Tennessee.
- X In Week 11 at San Francisco, played 19-of-60 defensive snaps and recorded one tackle.
- X Played 16-of-73 defensive snaps in Week 12 at Indianapolis, logging one tackle.
- X Played 16-of-72 defensive snaps in the Week 13 victory over Carolina, finishing with one snap.
- X In Week 13, he surpassed John Lynch for the sixth-most games played (165) in franchise history.
- X In the Week 14 victory over Atlanta, played 17-of-72 defensive snaps, finishing with one tackle.
- X Was inactive for Week 15 at Green Bay.
- X Appeared on special teams in the Week 16 victory over Jacksonville.
- X Recorded a then-season-high four tackles in Week 17 vs. New Orleans, playing 13-of-70 defensive snaps and finishing with four tackles.
- X In the Week 18 victory at Carolina, appeared in a reserve capacity on defense. Contributed to a defense that recorded Tampa Bay's first shutout since Nov. 21, 2010 at San Francisco.
- X In the Wild Card round victory over Philadelphia, started at defensive tackle and recorded one tackle. Contributed to a defense that helped produce Tampa Bay's largest yardage differential in a postseason game in club history (+150).



- X In the Divisional round contest at Detroit, played 28-of-73 defensive snaps and finished with one tackle.

### COLLEGE:

- X Started 24-of-36 games he played at Michigan State (2010-12), totaling 142 tackles, 13 passes defended, 10.0 sacks, two forced fumbles, one fumble recovery and 30.0 tackles for loss.
- X Entered the NFL Draft after his junior season
- X Finished his Michigan State career ranked 10th in school history in tackles for loss (30.0).
- X Recorded 10 passes defended in 2012, the most by a defensive lineman in Spartans history and the most amongst FBS defensive linemen.
- X Two-time winner of the Danziger Award for defense (most outstanding Detroit-area player).
- X Led the Spartans in sacks (4.5) and tackles for loss (13.0) as a junior.
- X Earned second-team All-Big Ten honors from the media, while earning honorable mention from the league's coaches in 2012. Earned second-team All-Big Ten Honors from Phil Steele.
- X Named a quarterfinalist for the Lombardi Award (college lineman of the year) in 2012.
- X Chosen as Defensive Player of the Game in the 2012 Buffalo Wild Wings Bowl.
- X Tallied 16.0 tackles for loss as a sophomore, tied for the seventh-most in Michigan State single-season history.
- X Recorded 5.0 tackles for loss in the 2012 Outback Bowl, the third-most in Michigan State history and the most ever in a bowl game, earning a spot on

the ESPN.com and Yahoo! Sports All-Bowl teams.

- X Named All-Big Ten second team by coaches and media, while also being selected for the second-team All-Big Ten by Yahoo! Sports as a sophomore.
- X Selected to the CollegeFootballNews.com's second-team All-Sophomore team in 2011.
- X Led the team in tackles for loss (16.0), the seventh-most in Michigan State history.
- X Majored in human development and family studies.

### PERSONAL:

- X Attended Southeastern High School (Detroit, Michigan).
- X Chosen as an All-American by EA Sports, MaxPreps, SuperPrep and PrepStar (Dream Team).
- X Ranked as a Top 60 recruit by Tom Lemming (No. 12), Rivals.com (No. 21), Lindy's (No. 21), Athlon Sports (No. 24), Scout.com (No. 29), ESPNU (No. 42) and Sporting News (No. 60).
- X Ranked as one of the top defensive ends in the country by Tom Lemming (No. 3), Rivals.com (No. 3, strongside), Scouts, Inc. (No. 3), Scout.com (No. 4), Lindy's (No. 5) and Athlon Sports (No. 5).
- X Rated as the top player in the state of Michigan by the Detroit News, Detroit Free Press, Rivals.com, Scout.com and Lansing State Journal.
- X Recorded 115 tackles as a senior, including 44.0 for loss, 27.0 sacks, 10 forced fumbles, two blocked punts and an interception returned for a touchdown.
- X Led the Public School League in tackles (101) and sacks (15.0) as a junior, while also tallying 37.0 tackles for loss.



- X Transferred from Mumford High School (Detroit, Michigan) following his sophomore season.
- X During his two seasons at Mumford, Gholston played both ways, recording 183 tackles, 28.0 sacks and two interceptions to go along with 55 catches for 970 yards and 14 touchdowns.
- X Cousin Vernon Gholston was a first-round selection of the New York Jets in the 2008 NFL Draft.
- X Born William Gholston on July 31, 1991, in Detroit, Michigan.

### COMMUNITY:

- X In 2020, supported the Tampa Bay Buccaneers Foundation as part of the NFL's My Cause, My Cleats initiative.
- X Gholston, along with the defensive lineman hosted the 8th annual "D-Line Delivers Christmas". Local families were surprised with a tour of AdventHealth Training Center, dinner with D-Line, and a shopping spree at Target.
- X In December 2017, partnered with United Healthcare to build a playground along the historic Clarence Fort Freedom Trail in Tampa.
- X Served as an honorary starter with his mother, Dawn Ward, a breast cancer survivor at the Buccaneers annual Treasure Chest 5K, 10K, Fun Run & Corporate Challenge in October 2017.
- X In November 2015, helped deliver canned goods and toys to Metropolitan Ministries for the annual Raymond James "Sack Hunger Stack Toys" program.
- X Along with the defensive line, purchased toys and hosted a surprise shopping spree for underprivileged families in the "D-Line Does Christmas" event in December 2013-17.
- X Helped hand out candy to trick-or-treaters from Buccaneers Academy

schools attending Lowry Park Zoo's ZooBoo KIDS Halloween event in October 2015.

- X Paired up with United Way volunteers and students to install a "Learning Garden" at Davis Elementary in September 2015.
- X Had his head shaved by children battling cancer for the Buccaneers Cut for a Cure in 2014, 2015 and 2016 to raise funds and awareness for the National Pediatric Cancer Foundation.
- X In October 2014, visited Metropolitan Ministries to play games with children for the Ministries' annual Fall Festival.
- X In September 2014, participated in a Buccaneers Academy ribbon-cutting ceremony and helped build an outdoor class at Sheehy Elementary in Tampa.
- X In September 2014, interacted with military members stationed overseas through a Pro vs. GI Joe event at the Buccaneers-sponsored USO Welcome Center at Tampa International Airport.
- X In February 2014 presented students at Pizzo Elementary with \$2,000-worth of PE equipment for winning the Buccaneers PLAY 60 Challenge.
- X As part of the 2013 Buccaneers Rookie Club, took part in a variety of community service events, including: visiting patients at St. Joseph's Children's Hospital in Tampa; hosting an ice cream social for military veterans at James Haley VA Hospital; participating in a team-building scavenger hunt with the Boys & Girls Clubs of Tampa at Busch Gardens; hosting a bowling outing with Big Brothers/Big Sisters of Tampa Bay; challenging youths from the Central City YMCA in games at a local arcade; visiting local servicemen and servicewomen at MacDill Air Force Base; hosting a "Salute to Service" Barbecue with USAA at U.S. Coast Guard Sector St. Petersburg; greeting veterans at Bay Pines VA Hospital; visiting young patients over the holidays at All Children's Hospital; and singing Christmas carols to residents at Westminster Palms Retirement Home.



# GHOLSTON'S GAME-BY-GAME STATISTICS

## 2023

| DATE          | OPP  | TACKLES   |           |          |          |            |            |          | INTERCEPTIONS |          |          |          |          | FUMBLES  |          |          | ST TACKLES |          |          |
|---------------|------|-----------|-----------|----------|----------|------------|------------|----------|---------------|----------|----------|----------|----------|----------|----------|----------|------------|----------|----------|
|               |      | T         | S         | A        | TFL      | SK         | YDS        | QH       | NO            | YDS      | LG       | TD       | PD       | FF       | FR       | YDS      | T          | S        | A        |
| Sept. 10      | @MIN | 1         | 0         | 1        | 0        | 0.0        | 0.0        | 0        | 0             | 0        | 0        | 0        | 0        | 0        | 0        | 0        | 0          | 0        | 0        |
| Sept. 17      | CHI  | 0         | 0         | 0        | 0        | 0.0        | 0.0        | 0        | 0             | 0        | 0        | 0        | 0        | 0        | 0        | 0        | 0          | 0        | 0        |
| Sept. 25      | PHI  | 3         | 2         | 1        | 0        | 0.0        | 0.0        | 0        | 0             | 0        | 0        | 0        | 0        | 0        | 0        | 0        | 0          | 0        | 0        |
| Oct. 1        | @NO  | 2         | 2         | 0        | 0        | 0.0        | 0.0        | 0        | 0             | 0        | 0        | 0        | 0        | 0        | 0        | 0        | 0          | 0        | 0        |
| Oct. 15       | DET  | 1         | 1         | 0        | 0        | 0.0        | 0.0        | 0        | 0             | 0        | 0        | 0        | 0        | 0        | 0        | 0        | 0          | 0        | 0        |
| Oct. 22       | ATL  | 2         | 2         | 0        | 0        | 0.0        | 0.0        | 0        | 0             | 0        | 0        | 0        | 0        | 0        | 0        | 0        | 0          | 0        | 0        |
| Oct. 26       | @BUF | 2         | 0         | 2        | 0        | 0.0        | 0.0        | 0        | 1             | 0        | 0        | 0        | 2        | 0        | 0        | 0        | 0          | 0        | 0        |
| Nov. 5        | @HOU | 0         | 0         | 0        | 0        | 0.0        | 0.0        | 0        | 0             | 0        | 0        | 0        | 0        | 0        | 0        | 0        | 0          | 0        | 0        |
| Nov. 12       | TEN  | 0         | 0         | 0        | 0        | 0.0        | 0.0        | 0        | 0             | 0        | 0        | 0        | 0        | 0        | 0        | 0        | 0          | 0        | 0        |
| Nov. 19       | @SF  | 1         | 0         | 1        | 0        | 0.0        | 0.0        | 0        | 0             | 0        | 0        | 0        | 0        | 0        | 0        | 0        | 0          | 0        | 0        |
| Nov. 26       | @IND | 1         | 1         | 0        | 0        | 0.0        | 0.0        | 0        | 0             | 0        | 0        | 0        | 0        | 0        | 0        | 0        | 0          | 0        | 0        |
| Dec. 3        | CAR  | 1         | 0         | 1        | 0        | 0.0        | 0.0        | 0        | 0             | 0        | 0        | 0        | 0        | 0        | 0        | 0        | 0          | 0        | 0        |
| Dec. 10       | @ATL | 1         | 0         | 1        | 0        | 0.0        | 0.0        | 0        | 0             | 0        | 0        | 0        | 0        | 0        | 0        | 0        | 0          | 0        | 0        |
| Dec. 17       | @GB  | Inactive  |           |          |          |            |            |          |               |          |          |          |          |          |          |          |            |          |          |
| Dec. 24       | JAC  | 0         | 0         | 0        | 0        | 0.0        | 0.0        | 0        | 0             | 0        | 0        | 0        | 0        | 0        | 0        | 0        | 0          | 0        | 0        |
| Dec. 31       | NO   | 4         | 2         | 2        | 0        | 0.0        | 0.0        | 0        | 0             | 0        | 0        | 0        | 0        | 0        | 0        | 0        | 0          | 0        | 0        |
| Jan. 7        | @CAR | 0         | 0         | 0        | 0        | 0.0        | 0.0        | 0        | 0             | 0        | 0        | 0        | 0        | 0        | 0        | 0        | 0          | 0        | 0        |
| <b>TOTALS</b> |      | <b>19</b> | <b>10</b> | <b>9</b> | <b>0</b> | <b>0.0</b> | <b>0.0</b> | <b>0</b> | <b>1</b>      | <b>0</b> | <b>0</b> | <b>0</b> | <b>2</b> | <b>0</b> | <b>0</b> | <b>0</b> | <b>0</b>   | <b>0</b> | <b>0</b> |

## POSTSEASON

|               |      |          |          |          |          |            |            |          |          |          |          |          |          |          |          |          |          |          |          |
|---------------|------|----------|----------|----------|----------|------------|------------|----------|----------|----------|----------|----------|----------|----------|----------|----------|----------|----------|----------|
| Jan. 15       | PHI  | 1        | 1        | 0        | 0        | 0.0        | 0.0        | 0        | 0        | 0        | 0        | 0        | 0        | 0        | 0        | 0        | 0        | 0        | 0        |
| Jan. 21       | @DET | 1        | 0        | 1        | 0        | 0.0        | 0.0        | 0        | 0        | 0        | 0        | 0        | 0        | 0        | 0        | 0        | 0        | 0        | 0        |
| <b>TOTALS</b> |      | <b>2</b> | <b>1</b> | <b>1</b> | <b>0</b> | <b>0.0</b> | <b>0.0</b> | <b>0</b> | <b>0</b> | <b>0</b> | <b>0</b> | <b>0</b> | <b>0</b> | <b>0</b> | <b>0</b> | <b>0</b> | <b>0</b> | <b>0</b> | <b>0</b> |

## GHOLSTON'S CAREER STATISTICS

| Year              | Team      | Tackles    |           |            |            |            |             |              | INT      |          |          |          |           | Fumbles  |          |          | ST Tackles |          |          |   |
|-------------------|-----------|------------|-----------|------------|------------|------------|-------------|--------------|----------|----------|----------|----------|-----------|----------|----------|----------|------------|----------|----------|---|
|                   |           | GP         | GS        | T          | S          | A          | Sk          | Yds          | No       | Yds      | Lg       | TD       | PD        | FF       | FR       | Yds      | T          | S        | A        |   |
| 2013              | Tampa Bay | 12         | 2         | 30         | 14         | 16         | 2.0         | 14.0         | 0        | 0        | 0        | 0        | 3         | 0        | 0        | 0        | 0          | 0        | 0        |   |
| 2014              | Tampa Bay | 15         | 9         | 42         | 28         | 14         | 2.0         | 13.0         | 0        | 0        | 0        | 0        | 3         | 0        | 0        | 0        | 0          | 0        | 0        |   |
| 2015              | Tampa Bay | 16         | 11        | 67         | 47         | 20         | 3.0         | 7.0          | 0        | 0        | 0        | 0        | 2         | 1        | 0        | 0        | 0          | 0        | 0        |   |
| 2016              | Tampa Bay | 14         | 14        | 49         | 37         | 12         | 3.0         | 24.0         | 0        | 0        | 0        | 0        | 0         | 1        | 1        | 0        | 0          | 0        | 0        |   |
| 2017              | Tampa Bay | 14         | 10        | 36         | 21         | 15         | 0.0         | 0.0          | 0        | 0        | 0        | 0        | 0         | 0        | 0        | 0        | 0          | 0        | 0        |   |
| 2018              | Tampa Bay | 16         | 2         | 10         | 7          | 3          | 1.0         | 5.0          | 0        | 0        | 0        | 0        | 0         | 0        | 0        | 0        | 0          | 0        | 0        |   |
| 2019              | Tampa Bay | 16         | 8         | 38         | 26         | 12         | 1.0         | 10.0         | 0        | 0        | 0        | 0        | 2         | 0        | 0        | 0        | 0          | 0        | 0        |   |
| 2020              | Tampa Bay | 16         | 12        | 44         | 24         | 20         | 3.0         | 23.0         | 0        | 0        | 0        | 0        | 2         | 0        | 1        | 1        | 0          | 0        | 0        |   |
| 2021              | Tampa Bay | 17         | 10        | 36         | 21         | 15         | 4.5         | 33.5         | 0        | 0        | 0        | 0        | 0         | 0        | 0        | 0        | 0          | 0        | 0        |   |
| 2022              | Tampa Bay | 17         | 9         | 49         | 24         | 25         | 0.0         | 0.0          | 0        | 0        | 0        | 0        | 0         | 0        | 1        | 0        | 0          | 0        | 0        |   |
| 2023              | Tampa Bay | 16         | 1         | 19         | 10         | 9          | 0.0         | 0.0          | 1        | 0        | 0        | 0        | 2         | 0        | 0        | 0        | 0          | 0        | 0        |   |
| <b>NFL Totals</b> |           | <b>169</b> | <b>88</b> | <b>420</b> | <b>259</b> | <b>161</b> | <b>19.5</b> | <b>129.5</b> | <b>1</b> | <b>0</b> | <b>0</b> | <b>0</b> | <b>14</b> | <b>2</b> | <b>3</b> | <b>1</b> | <b>0</b>   | <b>0</b> | <b>0</b> |   |
| Year              | Team      | Tackles    |           |            |            |            |             |              | INT      |          |          |          |           | Fumbles  |          |          | Tackles    |          |          |   |
|                   |           | GP         | GS        | T          | S          | A          | Sk          | Yds          | No       | Yds      | Lg       | TD       | PD        | FF       | FR       | Yds      | T          | S        | A        |   |
| 2020              | Tampa Bay | 4          | 0         | 2          | 1          | 1          | 0.0         | 0.0          | 0        | 0        | 0        | 0        | 0         | 0        | 0        | 0        | 0          | 0        | 0        | 0 |
| 2021              | Tampa Bay | 2          | 0         | 2          | 2          | 0          | 0.0         | 0.0          | 0        | 0        | 0        | 0        | 0         | 0        | 0        | 0        | 0          | 0        | 0        | 0 |
| 2022              | Tampa Bay | 1          | 1         | 2          | 2          | 0          | 0.0         | 0.0          | 0        | 0        | 0        | 0        | 0         | 0        | 0        | 0        | 0          | 0        | 0        | 0 |
| 2023              | Tampa Bay | 2          | 1         | 2          | 1          | 1          | 0.0         | 0.0          | 0        | 0        | 0        | 0        | 0         | 0        | 0        | 0        | 0          | 0        | 0        | 0 |
| <b>Postseason</b> |           | <b>9</b>   | <b>3</b>  | <b>8</b>   | <b>6</b>   | <b>2</b>   | <b>0.0</b>  | <b>0.0</b>   | <b>0</b> | <b>0</b> | <b>0</b> | <b>0</b> | <b>0</b>  | <b>0</b> | <b>0</b> | <b>0</b> | <b>0</b>   | <b>0</b> | <b>0</b> |   |

### SINGLE-GAME HIGHS

**Tackles:** 11, at St. Louis, 12/17/15  
**Sacks:** 2.0, vs. Atlanta, 12/6/13  
**Passes Defensed:** 2, twice, last at Buffalo, 10/26/23  
**Fumble Recovery:** 1, three, last at Arizona, 12/25/22  
**Forced Fumble:** 1, vs. Baltimore, 10/12/14  
**Blocked FG:** 1, twice, last vs. Atlanta, 12/18/17  
**Blocked XP:** 1, twice, last at Carolina, 12/24/17



# #14 CHRIS GODWIN

WIDE RECEIVER

HT: 6-1 WT: 209

DOB: 2/27/96

NFL: 8TH YEAR

ACQ: D3A, 2017

COLLEGE: PENN STATE



FRONT OFFICE

VETERANS

2023 REVIEW

HISTORY

RECORDS

SIDELINES



## ACQUIRED BY BUCS:

- X Selected in the third round (84th overall) of the 2017 NFL Draft by the Buccaneers.

## AWARDS & ACCOLADES:

- X Super Bowl LV Champion.
- X 2019 AP Second-Team All-Pro
- X 2019 Pro Bowl Selection
- X 2x NFC Offensive Player of the Week (Week 12, 2019; Week 17, 2017)
- X 2022 Ed Block Courage Award Recipient

## CAREER HIGHLIGHTS:

- X Has played in 104 regular season games, with 77 starts, totaling 529 receptions for 6,690 yards (12.6 avg.) with 34 receiving touchdowns. Also has 12 rushing attempts for 72 yards and two touchdowns.
- X Has started seven postseason contests, catching 34 passes for 402 yards and two touchdowns. Also has one six-yard rush.
- X Ranks second in franchise history in receptions (529) and second in receiving yards (6,690), tied for second in touchdown receptions (34) and fourth in total touchdowns (36).
- X Godwin's 34 postseason receptions rank second in franchise history while his 402 postseason receiving yards rank second in Buccaneers playoff history.
- X Is one of two players in franchise history with four-or-more seasons with 1,000+ receiving yards, along with Mike Evans.

- X Is one of two players in franchise history with at least 500 receptions for Tampa Bay, alongside Mike Evans.
- X Hauled in a career-high 104 receptions in 2022, good for the second-most in a single season in franchise history.
- X Since becoming a full-time starter in 2019, ranks seventh in the NFL in receptions (436), 13th in receiving yards (5,323) and tied for 22nd in receiving touchdowns (26).
- X Has 20 career 100-yard games in the regular season – the second-most such games in franchise history. Also has one 100-yard receiving game in the postseason.
- X Has five career games with multiple touchdown receptions – tied for the second-most such games in franchise history.
- X Since 2019, Godwin has posted four games with at least 100 receiving yards and multiple receiving touchdowns, tied for the seventh-most-such games in the NFL in that span.
- X Godwin and teammate Mike Evans were the only duo in the NFL to record three consecutive seasons with 1,000-or-more receiving yards from 2021-23.



- X Ranked fourth in the NFL in receiving touchdowns (nine) and third in the league in receiving yards (1,333) in 2019, earning his first career Pro Bowl berth. his nine touchdown catches were then-tied for the fifth-most in a single season in team history while his 1,333 receiving yards ranked fourth and his 86 receptions were tied for third-most.
- X In 2019, Godwin and teammate Mike Evans became the first receivers in NFL history to each have three games with 150-plus receiving yards in a single season.
- X Set a franchise single-game record with 15 receptions at Atlanta (12/5/21).
- X Posted a career-high 184 receiving yards at Atlanta (11/24/19), including a career-long 71-yard touchdown reception, helping him earn NFC Offensive Player of the Week honors.
- X Registered a career day at L.A. Rams (9/29/19), catching 12 passes for 172 yards and two touchdowns, establishing new career best marks for receptions and receiving yards in a single game, while registering his second career multi-touchdown game.
- X Had a career-best two touchdown catches against Atlanta (12/30/18), which he later matched at L.A. Rams (9/29/19), at New Orleans (10/6/19) at Atlanta (11/24/19) and vs. Atlanta (1/3/21).
- X Caught a touchdown in four straight games (Week 17, 2017–Week 3, 2018), tying the then franchise record for most consecutive games with a touchdown catch.
- X Earned NFC Offensive Player of the Week against the New Orleans Saints (12/31/17), after catching seven passes for 111 yards and the game-winning touchdown with under a minute to play.



## 2019–23 RECEIVING YARDS/GAME LEADERS

(min. 50 games)

| Name (Current Team)          | Rec. Yds./Gm |
|------------------------------|--------------|
| 1. Justin Jefferson (MIN)    | 98.3         |
| 2. Tyreek Hill (MIA)         | 89.4         |
| 3. Davante Adams (LVR)       | 86.6         |
| 4. Cooper Kupp (LAR)         | 81.6         |
| 5. Stefon Diggs (HOU)        | 80.3         |
| 6. CeeDee Lamb (DAL)         | 78.0         |
| 7. A.J. Brown (PHI)          | 77.2         |
| 8. Keenan Allen (CHI)        | 77.2         |
| 9. Travis Kelce (KC)         | 77.1         |
| <b>10. Chris Godwin (TB)</b> | <b>73.9</b>  |

It marked a career high in receptions, as well as his first career touchdown and first career 100-yard game.

- X Made first career start against N.Y. Jets (11/12/17).
- X Caught first career pass against Minnesota, an 18-yard reception (9/24/17).
- X Made NFL debut against Chicago (9/17/17).

### 2023 HIGHLIGHTS:

- X Led the Buccaneers with 83 receptions in the regular season. His 83 receptions were tied for the 10th most in a single season in Buccaneers history.
- X Was named a team captain for the 2023 season.
- X Brought in five receptions for 51 yards in the Week 1 win at Minnesota. With his 51 receiving yards, he surpassed Michael Pittman (5,723) and Doug Martin (5,724) for the fifth-most yards from scrimmage in team history.
- X With five receptions in Week 1, Godwin extended his streak to 15 consecutive games with five-or-more receptions, good for the longest active streak in the NFL and tied with Keyshawn Johnson for the longest such streak in franchise history.
- X In the Week 2 victory over Chicago, hauled in five receptions for 58 yards. It marked his 16th consecutive game with five-or-more receptions, surpassing Keyshawn Johnson for the longest such streak in franchise history and tying Marvin Harrison for the 13th-longest streak in NFL history.
- X Godwin's 58 receiving yards in Week 2 marked his 10th straight game with

50-or-more receiving yards, extending his own league-leading streak.

- X In Week 3 vs. Philadelphia, played 38-of-44 offensive snaps and finished with three receptions for 32 yards.
- X In the Week 4 victory at New Orleans, played 53-of-71 offensive snaps and finished with a team-high eight receptions for 114 yards.
- X Godwin's 114 yards in Week 4 marked his 19th career 100-yard performance, second-most in franchise history behind only Mike Evans.
- X In Week 6 vs. Detroit, played 47-of-56 offensive snaps and finished with a team-high six receptions for 77 yards. It marked the 12th time in Godwin's previous 13 games that he had recorded five-or-more receptions and 50-or-more receiving yards.
- X According to Pro Football Focus, was Tampa Bay's highest-graded offensive player in Week 6 vs. Detroit, earning a 77.2 grade.
- X In Week 7 vs. Atlanta, played 51-of-73 offensive snaps and finished with six receptions for 66 yards. He became the second player in franchise history to eclipse 6,000 career receiving yards.
- X Following Week 7, Godwin had recorded five-or-more receptions and 50-or-more receiving yards in 13 of his previous 14 games.
- X In Week 8 at Buffalo, played 58-of-68 offensive snaps and finished with five receptions for 54 yards and one touchdown. It marked his 33rd career receiving touchdown, tying him for third-most in franchise history.
- X Godwin's touchdown reception in Week 8 marked his 34th career touchdown from scrimmage, tying him for fourth-most in franchise history.



- X In Week 9 at Houston, played 58-of-66 offensive snaps and brought in two receptions for 16 yards.
- X In the Week 10 victory over Tennessee, played 50-of-65 offensive snaps and finished with four receptions for 54 yards.
- X Played 57-of-71 offensive snaps in Week 11 at San Francisco, finishing with a team-high-tying six receptions for 39 yards.
- X In Week 12 at Indianapolis, played 50-of-60 offensive snaps and brought in three receptions for 45 yards.
- X Played 52-of-62 offensive snaps in the Week 13 victory over Carolina, finishing with one carry for 19 yards and a touchdown.
- X Godwin's rushing touchdown in Week 13 marked his 35th career touchdown from scrimmage, breaking a tie with Jimmie Giles to move into sole possession of fourth place in franchise history.
- X In the Week 14 victory over Atlanta, brought in a team-high five receptions for a team-high 53 yards. Logged a 32-yard reception on third-and-10 in the final 75 seconds of the game.
- X Week 14 marked Godwin's 100th career game, and the game in which he recorded his 500th career reception. In doing so, Godwin became just the 30th player in league history with 500+ receptions through their first 100 career games.

### 2017 NFL DRAFT CLASS RECEIVING YARD LEADERS

| Name (Current Team)         | Yards        |
|-----------------------------|--------------|
| 1. Cooper Kupp (LAR)        | 7,066        |
| <b>2. Chris Godwin (TB)</b> | <b>6,690</b> |
| 3. George Kittle (SF)       | 6,274        |
| 4. JuJu Smith-Schuster (NE) | 5,048        |
| 5. Mike Williams (NYJ)      | 4,806        |

### 2017 NFL DRAFT CLASS RECEIVING TD LEADERS

| Name (Current Team)         | TD        |
|-----------------------------|-----------|
| 1. Cooper Kupp (LAR)        | 51        |
| 2. George Kittle (SF)       | 37        |
| <b>3. Chris Godwin (TB)</b> | <b>34</b> |
| 4. Mike Williams (NYJ)      | 31        |
| 5. JuJu Smith-Schuster (NE) | 30        |

- X In Week 14, Godwin joined Mike Evans as the only players in franchise history to record 500-or-more receptions as a member of the Buccaneers.
- X In the Week 15 victory at Green Bay, played 50-of-62 offensive snaps and led the team with then-season-highs in receptions (10) and receiving yards (155).
- X In Week 15, Godwin surpassed the 60-catch milestone for the fifth consecutive season, making him one of just eight players with 60+ receptions in each of the past five seasons (2019-23).
- X Godwin's Week 15 performance marked his 20th career game with 100+ receiving yards. His 155 receiving yards were the third-most he had recorded in a game in his career.
- X In the Week 16 victory over Jacksonville, played 59-of-74 offensive snaps and brought in six receptions for 78 yards.
- X In Week 17 vs. New Orleans, played 48-of-56 offensive snaps and hauled in three receptions for 81 yards and one touchdown. His touchdown catch was the 34th of his career, tying Jimmie Giles and surpassing Cameron Brate (33) for the second-most touchdown receptions in team history.
- X From Weeks 15-17, Godwin recorded 78-or-more receiving yards in each contest after doing so just once in Weeks 1-14.
- X In the Week 18 victory at Carolina, played 50-of-65 offensive snaps and brought in six receptions for 51 yards.
- X Godwin finished the 2023 regular season with 1,024 receiving yards, surpassing the 1,000-yard receiving mark for the fourth time in his career and for the third consecutive season.
- X With his 1,000 yards in 2023, Godwin surpassed Joey Galloway and Vincent Jackson (three each) for the second-most 1,000-yard receiving seasons in franchise history, trailing only teammate Mike Evans (10).
- X Godwin finished the 2023 regular season campaign with 83 receptions, marking his fourth 80-catch season – two more than any other player in franchise history.
- X In the Wild Card round victory over Philadelphia, Godwin brought in four



receptions for 45 yards and one touchdown.

- X With his four receptions in the Wild Card round, Godwin surpassed Warrick Dunn (26) and Leonard Fournette (28) for the second-most postseason receptions in club history.
- X With his touchdown catch, Godwin tied Cameron Brate, Antonio Brown and Keenan McCardell (2) for the third-most touchdown receptions in franchise playoff history.
- X In the Divisional round contest at Detroit, played 58-of-64 offensive snaps and brought in four receptions for 40 yards. He surpassed Keyshawn Johnson (375) and Warrick Dunn (387) for the fourth-most playoff yards from scrimmage in franchise history. He also surpassed Keyshawn Johnson (375) for the second-most playoff receiving yards in franchise history.

#### COLLEGE:

- X Played in 40 games, with 28 starts, catching 153 passes for 2,404 yards (15.7 avg.) and 18 touchdowns.
- X Ranks fourth in Penn State history in touchdown receptions (18) and receiving yards (2,404), while standing at seventh on the all-time reception list (153).

- X Recorded nine 100-yard receiving games (three in 2016, five in 2015 and against Boston College in the 2014 New Era Pinstripe Bowl) and five games with multiple touchdown catches (four in 2016, one in 2015).
- X Started all 14 games as a true junior (2016), catching 59 passes for 982 yards and 11 touchdowns. His 11 touchdown receptions were the second-most in a single season in Penn State history.
- X Earned All-Bowl team honors from NCAA.com, Sports Illustrated, Athlon Sports (second team) and Associated Press (honorable mention), while also being named to the ESPN.com Big Ten All-Bowl Team.
- X Named All-Big Ten by Pro Football Focus (second team) Phil Steele and Athlon Sports (third team) and the league's coaches (honorable mention).
- X In the Rose Bowl against USC, recorded a career-high and Penn State bowl record 187 receiving yards, the fourth-most in Rose Bowl history, while adding two touchdown catches, which tied the school's bowl game record.
- X During his sophomore season (2015), started 11-of-13 games caught 69 passes for 1,101 yards and five touchdowns. He became one of only three Penn State receivers to eclipse 1,000 receiving yards in a season (also Bobby Engram & Allen Robinson) and his 1,101 yards are the second-most in a single season in school history.
- X Named All-Big ten by the Big Ten media (second team) and coaches (third team), while earning second-team All-Big Ten honors from the Associated Press.
- X As a true freshman (2014), was named to the BTN.com Big Ten All-Freshman Team after playing in 13 games with three starts, catching 26 passes for 338 yards and two touchdowns.
- X Earned ESPN.com All-Bowl Team honors after catching seven passes for 140 yards and one touchdown against Boston College in the New Era Pinstripe Bowl.

## PERSONAL:

- X Attended Middletown High School (Middletown, Delaware)
- X As a senior, set a Delaware prep record with 18 receiving touchdowns and was

named Delaware Gatorade Player of the Year, as well as being named first-team all-state and first-team All-Blue Hen Conference.

- X Selected to play in the Under Armour All-American Game.
- X Son of Rod Sr. and Lisa Godwin. Has a brother, Marcus, and two sisters, Sharhonda and Rian.
- X Married to Mariah.
- X Born Rod Christopher Godwin on February 27, 1996 in Philadelphia, Pennsylvania.

## COMMUNITY:

- X In 2020, supported his Team Godwin Foundation as part of the NFL's My Cause, My Cleats initiative.
- X In 2019, Godwin launched his foundation. The Team Godwin Foundation helps provide at-risk children and animals a second chance through advocacy and financial support.
- X Godwin sat in on bail and probation hearings at the Hillsborough County Courthouse to gain perspective on the criminal justice system.
- X As a response to COVID-19, Godwin invited Bucs fans to send him a tweet shouting out an unsung hero and rewarded first responders around the country.
- X In November 2019, launched the Team Godwin Foundation, an organization designed to provide financial assistance to local shelter and rescue groups.
- X In December 2017, visited Lopez Elementary School in Seffner to present a \$10,000 Fuel Up to Play 60 Hometown Grant, an initiative developed by the NFL to provide grants to support physical activity and nutrition programs in school districts.
- X In December 2017, visited patients battling illness at All Children's Hospital in St. Petersburg to raise their spirits during the holidays.
- X In June 2017, toured MacDill Air Force Base to greet military servicemen and servicewomen and learn about the important role that the base plays in the Tampa community and beyond.
- X In June 2017, went go-karting with first-year members from Tampa Fire Rescue.

# GODWIN'S GAME-BY-GAME STATISTICS

## 2023

| DATE          | OPP  | NO        | RECEIVING    |             |            |          | RUSHING  |           |            |           |          |
|---------------|------|-----------|--------------|-------------|------------|----------|----------|-----------|------------|-----------|----------|
|               |      |           | YDS          | AVG         | LG         | TD       | ATT      | YDS       | AVG        | LG        | TD       |
| Sept. 10      | @MIN | 5         | 51           | 10.2        | 16         | 0        | 0        | 0         | -          | -         | 0        |
| Sept. 17      | CHI  | 5         | 58           | 11.6        | 24         | 0        | 0        | 0         | -          | -         | 0        |
| Sept. 25      | PHI  | 3         | 32           | 10.7        | 18         | 0        | 0        | 0         | -          | -         | 0        |
| Oct. 1        | @NO  | 8         | 114          | 14.3        | 42         | 0        | 0        | 0         | -          | -         | 0        |
| Oct. 15       | DET  | 6         | 77           | 12.8        | 23         | 0        | 0        | 0         | -          | -         | 0        |
| Oct. 22       | ATL  | 6         | 66           | 11.0        | 33         | 0        | 0        | 0         | -          | -         | 0        |
| Oct. 26       | @BUF | 5         | 54           | 10.8        | 31         | 1        | 1        | 14        | 14.0       | 14        | 0        |
| Nov. 5        | @HOU | 2         | 16           | 8.0         | 15         | 0        | 0        | 0         | -          | -         | 0        |
| Nov. 12       | TEN  | 4         | 54           | 13.5        | 17         | 0        | 0        | 0         | -          | -         | 0        |
| Nov. 19       | @SF  | 6         | 39           | 6.5         | 11         | 0        | 0        | 0         | -          | -         | 0        |
| Nov. 26       | @IND | 3         | 45           | 15.0        | 21         | 0        | 0        | 0         | -          | -         | 0        |
| Dec. 3        | CAR  | 0         | 0            | 0.0         | 0          | 0        | 1        | 19        | 19.0       | 19        | 1        |
| Dec. 10       | @ATL | 5         | 53           | 10.6        | 32         | 0        | 0        | 0         | -          | -         | 0        |
| Dec. 17       | @GB  | 10        | 155          | 15.5        | 25         | 0        | 0        | 0         | -          | -         | 0        |
| Dec. 24       | JAC  | 6         | 78           | 13.0        | 22         | 0        | 1        | 1         | 1.0        | 1         | 0        |
| Dec. 31       | NO   | 3         | 81           | 27.0        | 47t        | 1        | 0        | 0         | -          | -         | 0        |
| Jan. 7        | @CAR | 6         | 51           | 8.5         | 14         | 0        | 1        | 4         | 4.0        | 4         | 0        |
| <b>TOTALS</b> |      | <b>83</b> | <b>1,024</b> | <b>12.3</b> | <b>47t</b> | <b>2</b> | <b>4</b> | <b>38</b> | <b>9.5</b> | <b>19</b> | <b>1</b> |

## POSTSEASON

|               |      |          |           |             |            |          |          |          |          |          |          |
|---------------|------|----------|-----------|-------------|------------|----------|----------|----------|----------|----------|----------|
| Jan. 15       | PHI  | 4        | 45        | 11.3        | 23t        | 1        | 0        | 0        | -        | -        | 0        |
| Jan. 21       | @DET | 4        | 40        | 10.0        | 17         | 0        | 0        | 0        | -        | -        | 0        |
| <b>TOTALS</b> |      | <b>8</b> | <b>85</b> | <b>10.6</b> | <b>23t</b> | <b>1</b> | <b>0</b> | <b>0</b> | <b>-</b> | <b>-</b> | <b>0</b> |

# GODWIN'S CAREER STATISTICS

| YEAR              | TEAM      | GP         | GS        | RECEIVING  |              |             |            | RUSHING   |           |           |            |            |          |
|-------------------|-----------|------------|-----------|------------|--------------|-------------|------------|-----------|-----------|-----------|------------|------------|----------|
|                   |           |            |           | NO         | YDS          | AVG         | LG         | TD        | ATT       | YDS       | AVG        | LG         | TD       |
| 2017              | Tampa Bay | 16         | 2         | 34         | 525          | 15.4        | 70         | 1         | 0         | 0         | -          | -          | 0        |
| 2018              | Tampa Bay | 16         | 5         | 59         | 842          | 14.3        | 48         | 7         | 0         | 0         | -          | -          | 0        |
| 2019              | Tampa Bay | 14         | 14        | 86         | 1,333        | 15.5        | 71t        | 9         | 1         | 8         | 8.0        | 8          | 0        |
| 2020              | Tampa Bay | 12         | 12        | 65         | 840          | 12.9        | 47         | 7         | 0         | 0         | -          | -          | 0        |
| 2021              | Tampa Bay | 14         | 14        | 98         | 1,103        | 11.3        | 44         | 5         | 4         | 21        | 5.3        | 9          | 1        |
| 2022              | Tampa Bay | 15         | 13        | 104        | 1,023        | 9.8         | 44         | 3         | 3         | 5         | 1.7        | 2          | 0        |
| 2023              | Tampa Bay | 17         | 17        | 83         | 1,024        | 12.3        | 47t        | 2         | 4         | 38        | 9.5        | 19t        | 1        |
| <b>NFL Totals</b> |           | <b>104</b> | <b>77</b> | <b>529</b> | <b>6,690</b> | <b>12.6</b> | <b>71t</b> | <b>34</b> | <b>12</b> | <b>72</b> | <b>6.0</b> | <b>19t</b> | <b>2</b> |

| Postseason        |           | GP       | GS       | Receiving |            |             |           | Rushing  |          |          |          |          |          |
|-------------------|-----------|----------|----------|-----------|------------|-------------|-----------|----------|----------|----------|----------|----------|----------|
| YEAR              | TEAM      |          |          | NO        | YDS        | AVG         | LG        | TD       | ATT      | YDS      | AVG      | LG       | TD       |
| 2020              | Tampa Bay | 4        | 4        | 16        | 232        | 14.5        | 52        | 1        | 0        | 0        | -        | -        | 0        |
| 2022              | Tampa Bay | 1        | 1        | 10        | 85         | 8.5         | 16        | 0        | 0        | 0        | -        | -        | 0        |
| 2023              | Tampa Bay | 2        | 2        | 8         | 85         | 10.6        | 23t       | 1        | 0        | 0        | -        | -        | 0        |
| <b>NFL Totals</b> |           | <b>7</b> | <b>7</b> | <b>34</b> | <b>402</b> | <b>11.8</b> | <b>52</b> | <b>2</b> | <b>0</b> | <b>0</b> | <b>-</b> | <b>-</b> | <b>0</b> |

## SINGLE-GAME HIGHS

**Receptions:** 15, at Atlanta, 12/5/21  
**Receiving Yards:** 184, at Atlanta, 11/24/19  
**Receiving TDs:** 2, four times, last at Atlanta, 11/24/19  
**Long Reception:** 71t, at Atlanta, 11/24/19

## ADDITIONAL STATS

**ST Tackles:** 7 - 1 in 2018; 6 in 2017  
**ST Fumble Recoveries:** 1 - 1 in 2017  
**Fumbles-Lost:** 7-3 - 2-2 in 2021; 1-0 in 2020; 4-1 in 2018  
**Misc. Tackles:** 15 - 1 in 2022; 1 in 2021; 2 in 2020; 6 in 2019; 4 in 2018; 1 in 2017

# #67 LUKE GOEDEKE

GUARD


HT: 6-5 WT: 312

DOB: 11/21/98

NFL: 3RD YEAR

ACQ: D2B, 2022

COLLEGE: CENTRAL MICHIGAN




## ACQUIRED BY BUCS:

- X Selected in the second round (57th overall) of the 2022 NFL Draft by the Buccaneers.

## 2023 HIGHLIGHTS:

- X Started at right tackle in the Week 1 win at Minnesota, contributing to an offensive line that generated 242 net yards of offense. Tampa Bay's offense outgained Minnesota 147-82 in the second half as the Buccaneers held a 20:03 - 9:57 time of possession advantage.
- X Started at right tackle in the Week 2 victory over Chicago, contributing to an offensive line that helped generate 437 net yards of offense. Tampa Bay's 437 yards in Week 2 marked the fifth-highest output by any team through the first two weeks of the season.
- X Started at right tackle in Week 3 vs. Philadelphia, playing all 44 offensive snaps.
- X Started at right tackle in the Week 4 victory at New Orleans, playing all 71 offensive snaps and contributing to an offense that scored 26 points and snapped New Orleans' streak of 11 straight games allowing 20-or-fewer points.
- X Started at right tackle in Week 6 vs. Detroit and played all 56 offensive snaps.
- X In Week 7 vs. Atlanta, started at right tackle and played all 73 offensive snaps.
- X Started at right tackle in Week 8 at Buffalo, playing all 69 offensive snaps.
- X Started at right tackle in Week 9 at Houston, playing all 66 offensive snaps and contributing to an offense that generated 332 net yards of offense.

- X In Week 9, Goedeke was Tampa Bay's highest graded offensive player according to Pro Football Focus, earning an 82.1 grade.
- X In the Week 10 victory over Tennessee, started at right tackle and played all 65 offensive snaps, contributing to an offensive line that helped produce 340 net yards of offense.
- X Started at right tackle and played all 71 offensive snaps in Week 11 at San Francisco.
- X In Week 12 at Indianapolis, started at right tackle and played all 60 offensive snaps.
- X Started at right tackle in the Week 13 victory over Carolina, playing all 62 offensive snaps and contributing to an offensive line that generated a then-season-high 128 rushing yards.
- X Started at right tackle in the Week 14 win in Atlanta, playing all 68 offensive snaps and contributing to an offensive line that generated a then-season-high 148 rushing yards. It marked the third consecutive game in which Tampa Bay produced a season-high in rushing yards.
- X In the Week 15 victory at Green Bay, started at right tackle, playing all 62



offensive snaps and contributing to an offensive line that helped produce a then-season-high 452 net yards of offense.

- X In the Week 16 win over Jacksonville, started at right tackle, playing all 74 offensive snaps and contributing to an offensive line that produced 335 net yards of offense and held a season-high 37:07 – 22:53 time of possession advantage.
- X Played all 56 offensive snaps at right tackle in Week 17 vs. New Orleans, contributing to an offensive line that helped produce 7.0 yards per play.
- X In the division-clinching Week 18 victory at Carolina, played all 65 offensive snaps at right tackle and contributed to an offensive line that helped produce over 100 rushing yards in a game for the sixth time in 2023.
- X In the Wild Card round victory over Philadelphia, started at right tackle, contributing to an offense that helped produce the largest yardage differential in a playoff game in team history (+150).
- X In the Divisional round contest at Detroit, started at right tackle and contributed to an offense that generated 408 net yards of offense – the third-highest single-game mark in club postseason history.


### COLLEGE:

- X Started all 24 collegiate games he played at Central Michigan over four seasons (2018-21), earning first-team All-MAC honors in his final season.
- X Earned honorable mention All-America recognition from Pro Football Focus in 2021, while starting on a line that blocked for the nation's leading rusher, Lew Nichols III (1,848 total yards/142.2 yards per game), as well as a unit that ranked third in the Mid-American Conference in both total offense (443.4 ypg) and passing offense (265.4 ypg).

- X Selected to play in the 2022 Senior Bowl.
- X Missed the 2020 season due to injury.
- X Redshirted in 2018 as he transitioned from tight end to offensive tackle.
- X Prior to arriving at Central Michigan, Goedeke spent one season as a tight end at the University of Wisconsin-Stevens Point (2017), recording 12 receptions for 132 yards.

### PERSONAL:

- X Attended Valders High School (Valders, Wisconsin).



## GOEDEKE'S CAREER STATISTICS

**Games/Starts:** 2022: 11/8 (P:1/1); 2023: 17/17 (P: 2/2)  
**Career Totals:** 28/25 (P: 3/3)



# #91 MIKE GREENE

## DEFENSIVE TACKLE

HT: 6-3 WT: 293

DOB: 5/3/99

NFL: 2ND YEAR

ACQ: FA, 2022

COLLEGE: JAMES MADISON



### ACQUIRED BY BUCS:

- X Signed by Tampa Bay as a college free agent on May 16, 2022 following his participation in Rookie Minicamp as a tryout player.

### 2023 HIGHLIGHTS:

- X Appeared in a reserve capacity on defense and special teams in the week 1 victory at Minnesota, logging 30 defensive snaps and three special teams snaps. Finished with one tackle.
- X Earned his first career start in the Week 2 victory over Chicago, logging 25 defensive snaps and finishing with one tackle.
- X Started at defensive end in Week 3 vs. Philadelphia, playing 32-of-78 defensive snaps.
- X In the Week 4 victory at New Orleans, played 24-of-65 defensive snaps and finished with one tackle.
- X Appeared on special teams and in a reserve capacity on defense in Week 6 vs. Detroit, playing 16-of-70 defensive snaps.
- X Appeared on special teams and in a reserve capacity on defense in Week 7 vs. Atlanta, playing six defensive snaps.
- X In Week 8 at Buffalo, appeared on special teams and in a reserve capacity on defense.
- X Appeared on special teams and in a reserve capacity on defense in Week 9 at Houston, playing nine defensive snaps and finishing with one tackle.
- X Appeared on special teams and in a reserve capacity on defense in the Week 10 victory over Tennessee, playing six defensive snaps and finishing with one tackle.

- X In Week 11 at San Francisco, played nine defensive snaps and finished with one tackle.
- X Was inactive for Week 12 at Indianapolis.
- X Was placed on Injured Reserve prior to the Week 13 game vs. Carolina, and missed the rest of the season.

### COLLEGE:

- X Appeared in 57 career games over five seasons at James Madison (2017-21), amassing 177 tackles (39 for loss), 18.0 sacks, four passes defended, two forced fumbles and one fumble recovery.
- X Finished his collegiate career starting all 12 games in 2021 and receiving second-team All-CAA recognition after recording 56 tackles (12 for loss), 5.0 sacks and two passes defended.
- X Earned first-team All-America honors in his true senior season (2020-21), leading the Colonial Athletic Association (CAA) in tackles for loss (10.5) on his way to CAA Co-Defensive Player of the Year honors. He was also named first-team All-CAA after posting 25 tackles 3.0 sacks and two passes defended in addition to his 10.5 tackles for loss.
- X Secured the first all-conference selection of his career in his junior season in 2019, earning third-team All-CAA after totaling 53 tackles (11 for loss), 7.5 sacks and one forced fumble, while starting all 16 games.
- X Started all 13 games as a sophomore in 2018, notching 41 tackles (5.5 for loss), 2.5 sacks, one forced fumble and one fumble recovery.
- X Played in nine games as a true freshman in 2017, making his collegiate debut vs. Norfolk State (9/16/17).

- X Graduated with a bachelor's degree in health services administration.

### PERSONAL:

- X Attended Highland Springs High School (Richmond, Virginia), where he helped lead his team to consecutive Virginia High School League (VHSL) 5A state championships in his junior and senior seasons.

## GREENE'S GAME-BY-GAME STATISTICS

| 2023          |      | TACKLES  |          |          |          |            |            |          | INTERCEPTIONS |          |          |          |          | FUMBLES  |          |          | ST TACKLES |          |          |
|---------------|------|----------|----------|----------|----------|------------|------------|----------|---------------|----------|----------|----------|----------|----------|----------|----------|------------|----------|----------|
| DATE          | OPP  | T        | S        | A        | TFL      | SK         | YDS        | QH       | NO            | YDS      | LG       | TD       | PD       | FF       | FR       | YDS      | T          | S        | A        |
| Sept. 10      | @MIN | 1        | 1        | 0        | 0        | 0.0        | 0.0        | 0        | 0             | 0        | 0        | 0        | 0        | 0        | 0        | 0        | 0          | 0        | 0        |
| Sept. 17      | CHI  | 1        | 0        | 1        | 0        | 0.0        | 0.0        | 0        | 0             | 0        | 0        | 0        | 0        | 0        | 0        | 0        | 0          | 0        | 0        |
| Sept. 25      | PHI  | 0        | 0        | 0        | 0        | 0.0        | 0.0        | 0        | 0             | 0        | 0        | 0        | 0        | 0        | 0        | 0        | 0          | 0        | 0        |
| Oct. 1        | @NO  | 1        | 1        | 0        | 0        | 0.0        | 0.0        | 0        | 0             | 0        | 0        | 0        | 0        | 0        | 0        | 0        | 0          | 0        | 0        |
| Oct. 15       | DET  | 0        | 0        | 0        | 0        | 0.0        | 0.0        | 0        | 0             | 0        | 0        | 0        | 0        | 0        | 0        | 0        | 0          | 0        | 0        |
| Oct. 22       | ATL  | 0        | 0        | 0        | 0        | 0.0        | 0.0        | 0        | 0             | 0        | 0        | 0        | 0        | 0        | 0        | 0        | 0          | 0        | 0        |
| Oct. 26       | @BUF | 0        | 0        | 0        | 0        | 0.0        | 0.0        | 0        | 0             | 0        | 0        | 0        | 0        | 0        | 0        | 0        | 0          | 0        | 0        |
| Nov. 5        | @HOU | 1        | 0        | 1        | 0        | 0.0        | 0.0        | 0        | 0             | 0        | 0        | 0        | 0        | 0        | 0        | 0        | 0          | 0        | 0        |
| Nov. 12       | TEN  | 1        | 0        | 1        | 0        | 0.0        | 0.0        | 0        | 0             | 0        | 0        | 0        | 0        | 0        | 0        | 0        | 0          | 0        | 0        |
| Nov. 19       | @SF  | 1        | 0        | 1        | 0        | 0.0        | 0.0        | 0        | 0             | 0        | 0        | 0        | 0        | 0        | 0        | 0        | 0          | 0        | 0        |
| Nov. 26       | @IND |          |          |          |          |            |            |          |               |          |          |          |          |          |          |          |            |          |          |
| Dec. 3        | CAR  |          |          |          |          |            |            |          |               |          |          |          |          |          |          |          |            |          |          |
| Dec. 10       | @ATL |          |          |          |          |            |            |          |               |          |          |          |          |          |          |          |            |          |          |
| Dec. 17       | @GB  |          |          |          |          |            |            |          |               |          |          |          |          |          |          |          |            |          |          |
| Dec. 24       | JAC  |          |          |          |          |            |            |          |               |          |          |          |          |          |          |          |            |          |          |
| Dec. 31       | NO   |          |          |          |          |            |            |          |               |          |          |          |          |          |          |          |            |          |          |
| Jan. 7        | @CAR |          |          |          |          |            |            |          |               |          |          |          |          |          |          |          |            |          |          |
| <b>TOTALS</b> |      | <b>6</b> | <b>2</b> | <b>4</b> | <b>0</b> | <b>0.0</b> | <b>0.0</b> | <b>0</b> | <b>0</b>      | <b>0</b> | <b>0</b> | <b>0</b> | <b>0</b> | <b>0</b> | <b>0</b> | <b>0</b> | <b>0</b>   | <b>0</b> | <b>0</b> |

## GREENE'S CAREER STATISTICS

| Year              | Team      | Tackles   |          |          |          |          |            |            | INT      |          |          |          |          | Fumbles  |          |          | ST Tackles |          |          |
|-------------------|-----------|-----------|----------|----------|----------|----------|------------|------------|----------|----------|----------|----------|----------|----------|----------|----------|------------|----------|----------|
|                   |           | GP        | GS       | T        | S        | A        | Sk         | Yds        | No       | Yds      | Lg       | TD       | PD       | FF       | FR       | Yds      | T          | S        | A        |
| 2023              | Tampa Bay | 10        | 2        | 6        | 2        | 4        | 0.0        | 0.0        | 0        | 0        | 0        | 0        | 0        | 0        | 0        | 0        | 0          | 0        | 0        |
| <b>NFL Totals</b> |           | <b>10</b> | <b>2</b> | <b>6</b> | <b>2</b> | <b>4</b> | <b>0.0</b> | <b>0.0</b> | <b>0</b> | <b>0</b> | <b>0</b> | <b>0</b> | <b>0</b> | <b>0</b> | <b>0</b> | <b>0</b> | <b>0</b>   | <b>0</b> | <b>0</b> |

# #56

## RANDY GREGORY

**OUTSIDE LINEBACKER**

**HT:** 6-5 **WT:** 255

**DOB:** 11/23/1992

**NFL:** 7TH YEAR

**ACQ:** UFA (SF), 2024

**COLLEGE:** NEBRASKA

# BLUES

FRONT OFFICE

VETERANS

2023 REVIEW

HISTORY

RECORDS

SIDELINES

### TRANSACTIONS

- X Originally entered the NFL as a second-round pick (60th overall) by the Dallas Cowboys in the 2015 NFL Draft.
- X Signed with the Denver Broncos as an unrestricted free agent on March 18, 2022.
- X Was traded by the Broncos to the San Francisco 49ers on Oct. 6, 2023.
- X Signed by the Tampa Bay Buccaneers as an unrestricted free agent on April 3, 2024.

### CAREER HIGHLIGHTS:

- X Has appeared in 72 career games, making 18 starts, between the Dallas Cowboys (2015-21), Denver Broncos (2022-23), and San Francisco 49ers (2023). Has totaled 117 tackles (27 for loss), 69 quarterback hits, 22.0 sacks, 10 forced fumbles, three passes defended and two fumble recoveries.
- X Has played in six career postseason contests, making one start and logging 12 tackles (two for loss) and three quarterback hits.
- X Established career highs in tackles (25), sacks (6.0), and tackles for loss (seven) in 2018.
- X Made his first career start in Week 17 of the 2018 season against the New York Giants (12/30/18)
- X Recorded his first career sack in Week 17 of the 2017 season against the Philadelphia Eagles (1/1/17)
- X Made his NFL debut in Week 1 of the 2015 season against the New York Giants (9/13/15).

### 2023 HIGHLIGHTS:

- X Appeared in 16 games between the Denver Broncos (four games) and

the San Francisco 49ers (12 games), finishing with 20 tackles (six for loss), 10 quarterback hits, 3.5 sacks and one pass defended.

### COLLEGE:

- X Appeared in 24 games over two seasons at Nebraska (2013-14), logging 120 tackles, 17.5 sacks, two interceptions (33 yds., 1 TD), four passes defended, two forced fumbles and one fumble recovery.
- X As a sophomore at Nebraska in 2013, Gregory appeared in 13 games and logged 66 tackles (19.0 for loss), 10.5 sacks, one interception (33 yds., 1 TD), one pass defended, one forced fumble and one fumble recovery.
- X In his junior year in 2014, Gregory played 11 games and finished with 54 tackles (10.0 for loss), 7.0 sacks, three passes defended, one interception and one forced fumble.
- X Earned first-team All-Big Ten honors in each of his two collegiate seasons with the Cornhuskers.
- X Was named Nebraska Defensive MVP in 2013.
- X Prior to attending Nebraska, Gregory spent two seasons at Arizona Western College (2011-12).

### PERSONAL:

- X Attended Hamilton Southeastern High School (Fisher, Ind.), where he was a two-sport athlete in football and basketball.
- X Concluded his high school career ranked as one of the top 15 players in the state of Indiana.
- X His father, Ken, played college football at Northwestern University

## GREGORY'S CAREER STATISTICS

| Year              | Team          | GP        | GS        | Tackles    |           |           | Sk          | Yds          | INT      |           |           |          | Fumbles  |           |          | ST Tackles |          |          |          |
|-------------------|---------------|-----------|-----------|------------|-----------|-----------|-------------|--------------|----------|-----------|-----------|----------|----------|-----------|----------|------------|----------|----------|----------|
|                   |               |           |           | T          | S         | A         |             |              | No       | Yds       | Lg        | TD       | PD       | FF        | FR       | Yds        | T        | S        | A        |
| 2015              | Dallas        | 12        | 0         | 11         | 7         | 4         | 0.0         | 0.0          | 0        | 0         | 0         | 0        | 0        | 0         | 0        | 0          | 0        | 0        | 0        |
| 2016              | Dallas        | 2         | 0         | 9          | 8         | 1         | 1.0         | 8.0          | 0        | 0         | 0         | 0        | 0        | 0         | 0        | 0          | 0        | 0        | 0        |
| 2018              | Dallas        | 14        | 1         | 25         | 19        | 6         | 6.0         | 26.0         | 0        | 0         | 0         | 0        | 0        | 2         | 1        | 0          | 0        | 0        | 0        |
| 2020              | Dallas        | 10        | 0         | 21         | 15        | 6         | 3.5         | 30.0         | 0        | 0         | 0         | 0        | 1        | 3         | 0        | 0          | 0        | 0        | 0        |
| 2021              | Dallas        | 12        | 11        | 19         | 15        | 4         | 6.0         | 40.0         | 1        | 12        | 12        | 0        | 1        | 3         | 1        | 0          | 0        | 0        | 0        |
| 2022              | Denver        | 6         | 3         | 12         | 7         | 5         | 2.0         | 17.0         | 0        | 0         | 0         | 0        | 0        | 2         | 0        | 0          | 0        | 0        | 0        |
| 2023              | Denver        | 4         | 3         | 9          | 4         | 5         | 1.0         | 5.0          | 0        | 0         | 0         | 0        | 1        | 0         | 0        | 0          | 0        | 0        | 0        |
| 2023              | San Francisco | 0         | 11        | 10         | 1         | 2.5       | 18.0        | 0            | 0        | 0         | 0         | 0        | 0        | 0         | 0        | 0          | 0        | 0        | 0        |
| 2023              | TOTAL         | 16        | 3         | 20         | 14        | 6         | 3.5         | 23.0         | 0        | 0         | 0         | 0        | 1        | 0         | 0        | 0          | 0        | 0        | 0        |
| <b>NFL Totals</b> |               | <b>72</b> | <b>18</b> | <b>117</b> | <b>85</b> | <b>32</b> | <b>22.0</b> | <b>144.0</b> | <b>1</b> | <b>12</b> | <b>12</b> | <b>0</b> | <b>3</b> | <b>10</b> | <b>2</b> | <b>0</b>   | <b>0</b> | <b>0</b> | <b>0</b> |

### SINGLE-GAME HIGHS

**Tackles:** 7, at Philadelphia, 1/1/17 (w/ Dallas)  
**Sacks:** 2.0, three times, last at New England, 10/17/21 (w/ Dallas)  
**Passes Defensed:** 1, three times, last vs. Washington, 9/17/23 (w/ Denver)  
**Fumble Recovery:** 1, twice, last at Tampa Bay, 9/9/21 (w/ Dallas)  
**Forced Fumble:** 3, vs. Philadelphia, 12/27/20 (w/ Dallas)

# #70 ROBERT HAINSEY

**OFFENSIVE LINE**  
**HT:** 6-4 **WT:** 306  
**DOB:** 8/12/98  
**NFL:** 4TH YEAR  
**ACQ:** D3, 2021  
**COLLEGE:** NOTRE DAME



## ACQUIRED BY BUCS:

- X Selected in the third round (95th overall) of the 2021 NFL Draft by the Buccaneers.

## 2023 HIGHLIGHTS:

- X Started at center in the Week 1 win at Minnesota, contributing to an offensive line that generated 242 net yards of offense. Tampa Bay's offense outgained Minnesota 147-82 in the second half as the Buccaneers held a 20:03 - 9:57 time of possession advantage.
- X Started at center in the Week 2 victory over Chicago, contributing to an offensive line that helped generate 437 net yards of offense. Tampa Bay's 437 yards in Week 2 marked the fifth-highest output by any team through the first two weeks of the season.
- X Started at center in Week 3 vs. Philadelphia, playing all 44 offensive snaps.
- X Started at center in the Week 4 victory at New Orleans, playing all 71 offensive snaps and contributing to an offense that scored 26 points and snapped New Orleans' streak of 11 straight games allowing 20-or-fewer points.
- X Started at center in Week 6 vs. Detroit and played all 56 offensive snaps.
- X In Week 7 vs. Atlanta, started at center and played all 73 offensive snaps.
- X In Week 8 at Buffalo, started at center and played all 69 offensive snaps.
- X Started at center in Week 9 at Houston, playing all 66 offensive snaps and contributing to an offense that generated 332 net yards of offense.
- X In the Week 10 victory over Tennessee, started at center and played all 65 offensive snaps, contributing to an

offensive line that helped produce 340 net yards of offense.

- X Started at center and played all 71 offensive snaps in Week 11 at San Francisco.
- X In Week 12 at Indianapolis, started at center and played all 60 offensive snaps.
- X Started at center in the Week 13 victory over Carolina, playing all 62 offensive snaps and contributing to an offensive line that generated a then-season-high 128 rushing yards.
- X Started at center in the Week 14 win in Atlanta, playing all 68 offensive snaps and contributing to an offensive line that generated a then-season-high 148 rushing yards. It marked the third consecutive game in which Tampa Bay produced a season-high in rushing yards.
- X In the Week 15 victory at Green Bay, started at center, playing all 62 offensive snaps and contributing to an offensive line that helped produce a then-season-high 452 net yards of offense.
- X In the Week 16 win over Jacksonville, started at center, playing all 74 offensive snaps and contributing to an offensive line that produced 335 net yards of offense and held a season-high 37:07 - 22:53 time of possession advantage.
- X Played all 56 offensive snaps at center in Week 17 vs. New Orleans, contributing to an offensive line that helped produce 7.0 yards per play.
- X In the division-clinching Week 18 victory at Carolina, played all 65 offensive snaps at center and contributed to an offensive line that helped produce over 100 rushing yards in a game for the sixth time in 2023.

- X In the Wild Card round victory over Philadelphia, started at center, contributing to an offense that helped produce the largest yardage differential in a playoff game in team history (+150).
- X In the Divisional round contest at Detroit, started at center and contributed to an offense that generated 408 net yards of offense – the third-highest single-game mark in club postseason history.

### COLLEGE:

- X Started 34-of-46 games at Notre Dame (2017-20).
- X As a senior in 2020, was named Team Captain, Senior Class first-team All-American and second-team All-ACC, while finishing as a finalist for the Senior CLASS Award and was part of an offensive line that finished as a finalist for the Joe Moore Award, given annually to the Most Outstanding Offensive Line Unit.
- X Started all 12 games in 2020, en route to the Fighting Irish's berth in the College Football Playoff.

- X In 2019, started the first eight games of the season before suffering a season-ending injury. Named team captain, Notre Dame Offensive Lineman of the Year and was part of the offensive line named to the Joe Moore Award Midseason Honor Roll.
- X Started all 13 games as a sophomore in 2018.
- X As a freshman (2017), saw action in all 13 games, with one start, as part of the Notre Dame offensive line that won the Joe Moore Award. The Fighting Irish offense ranked seventh in the FBS in rushing yards per game (269.3 avg.), establishing school records for rushing yards (3,503) and yards per carry (6.3 avg.).
- X Majored in finance.

### PERSONAL:

- X Attended IMG Academy (Bradenton, Florida).
- X Named 2016 American Family Insurance first-team All-USA Virginia.
- X Selected to participate in 2016 Under Armour All-American Game in St. Petersburg, Florida.

## HAINSEY'S CAREER STATISTICS

**Games/Starts:** 2021: 9/0 (P: 2/0); 2022: 17/17; 2023: 17/17 (P: 2/2)  
**Career Totals:** 43/34 (P: 4/2)

# #34 BRYCE HALL

**CORNERBACK**  
**HT:** 6-1 **WT:** 202  
**DOB:** 11/5/97  
**NFL:** 5TH YEAR  
**ACQ:** UFA (NYJ), 2024  
**COLLEGE:** VIRGINIA



## TRANSACTIONS:

- X Originally entered the NFL as a fifth-round pick (158th overall) by the New York Jets in the 2020 NFL Draft.
- X Signed with the Tampa Bay Buccaneers as an unrestricted free agent on March 15, 2024.

## CAREER HIGHLIGHTS:

- X Has appeared 39 career games, making 26 starts, and amassing 122 tackles (five for loss), 21 passes defended, 4.0 sacks, two interceptions, two quarterback hits and one fumble recovery.
- X Established career highs in 2021 when he recorded 79 tackles and 16 passes defended.
- X Recorded his first career interception in Week 15 of the 2020 season against the Los Angeles Rams (12/20/20).
- X Made his first career start in Week 11 of the 2020 season against the Los Angeles Chargers (11/22/20).
- X Made his NFL debut in Week 9 of the 2020 NFL season against the New England Patriots (11/9/2020).

## 2023 HIGHLIGHTS:

- X Appeared in nine games, making two starts, for the New York Jets. He finished with seven tackles, two passes defended, one interception and one fumble recovery.

## COLLEGE:

- X Played in 44 games, making 39 starts, at the University of Virginia and finishing with 154 tackles (9.5 for loss), 39 passes defended, five interceptions 4.0 sacks, three forced fumbles, two fumble recoveries.

- X Was voted a team captain by his teammates.
- X Was a finalist for the Jason Witten Collegiate Man of the Year Award as a senior.
- X As a senior in 2019, played in six games and logged 20 tackles, four passes defended and 1.0 sack.
- X During his junior season in 2018, appeared in 13 games, recording 62 tackles, 22 passes defended, two interceptions, two forced fumbles, 2.0 sacks and one fumble recovery. His 22 passes defended led the nation.
- X Played in 13 games as a sophomore in 2017, totaling 47 tackles, nine passes defended, one interception, one forced fumble and 1.0 sack.
- X As a freshman in 2016, appeared in 12 games and recorded 25 tackles, four passes defended and two interceptions.
- X Originally committed without a position and transitioned to defensive back.

## PERSONAL:

- X Attended Bishop McDevitt High School (Harrisburg, Penn.), where he played wide receiver and defense back.
- X Earned first-team Class AAA all-state honors in 2015 from the Pennsylvania writers after leading his team with 54 receptions and 1,108 receiving yards.
- X Finished his high school career with 137 receptions for 2,386 yards and 35 touchdowns.

## HALL'S CAREER STATISTICS

| Year              | Team      | GP        | GS        | Tackles    |            |           | Sk         | Yds        | INT      |           |           |          | Fumbles   |          |          | ST Tackles |          |          |          |          |          |
|-------------------|-----------|-----------|-----------|------------|------------|-----------|------------|------------|----------|-----------|-----------|----------|-----------|----------|----------|------------|----------|----------|----------|----------|----------|
|                   |           |           |           | T          | S          | A         |            |            | No       | Yds       | Lg        | TD       | PD        | FF       | FR       | Yds        | T        | S        | A        |          |          |
| 2020              | N.Y. Jets | 8         | 7         | 36         | 33         | 3         | 0.0        | 0.0        | 1        | 20        | 20        | 0        | 3         | 0        | 0        | 0          | 0        | 0        | 0        | 0        | 0        |
| 2021              | N.Y. Jets | 17        | 17        | 79         | 66         | 13        | 0.5        | 4.0        | 0        | 0         | 0         | 0        | 16        | 0        | 0        | 0          | 0        | 0        | 0        | 0        | 0        |
| 2022              | N.Y. Jets | 5         | 0         | 0          | 0          | 0         | 0.0        | 0.0        | 0        | 0         | 0         | 0        | 0         | 0        | 0        | 0          | 0        | 0        | 0        | 0        | 0        |
| 2023              | N.Y. Jets | 9         | 2         | 7          | 5          | 2         | 0.0        | 0.0        | 1        | 5         | 5         | 0        | 2         | 0        | 1        | 0          | 0        | 0        | 0        | 0        | 0        |
| <b>NFL Totals</b> |           | <b>39</b> | <b>26</b> | <b>122</b> | <b>104</b> | <b>18</b> | <b>0.5</b> | <b>4.0</b> | <b>2</b> | <b>25</b> | <b>20</b> | <b>0</b> | <b>21</b> | <b>0</b> | <b>1</b> | <b>0</b>   | <b>0</b> | <b>0</b> | <b>0</b> | <b>0</b> | <b>0</b> |

### SINGLE-GAME HIGHS

**Tackles:** 9, vs. Tampa Bay, 1/2/22

**Interceptions:** 1, twice, last vs. Philadelphia, 10/15/23

**Passes Defended:** 3, twice, last at Miami, 12/19/21

**Fumble Recovery:** 1, at Denver, 10/8/23



# #90

## LOGAN HALL

DEFENSIVE LINEMAN

HT: 6-6 WT: 283

DOB: 4/22/00

NFL: 3RD YEAR

ACQ: D2A, 2022

COLLEGE: HOUSTON



### ACQUIRED BY BUCS:

- X Selected in the second round (33rd overall) of the 2022 NFL Draft by the Buccaneers.

### CAREER HIGHLIGHTS:

- X Has appeared in 33 career games, making 13 starts, and amassing 34 tackles (seven for loss), seven quarterback hits, 3.0 sacks, two passes defended and two fumble recoveries.
- X Has appeared in three career postseason games, making two starts and recording three tackles.

### 2023 HIGHLIGHTS:

- X Logged his first career start in the Week 1 win at Minnesota and logged 40 defensive snaps, highest among all down linemen for the Buccaneers. Finished with two tackles (one for loss).
- X Started at defensive end in the Week 2 victory over Chicago, logging 34 defensive snaps and finishing with one tackle, one quarterback hit, one pass defended and 0.5 sacks.
- X Started at defensive end in Week 3 vs. Philadelphia, playing 48-of-78 defensive snaps and finishing with two tackles.
- X In the Week 4 victory at New Orleans, started at defensive tackle and played 41-of-65 defensive snaps. Finished with one tackle and his first career fumble recovery.
- X Started at defensive end and played 33-of-70 defensive snaps in Week 6 vs. Detroit. Finished with one tackle.
- X Started at defensive end in Week 7 vs. Atlanta, playing 43-of-65 defensive snaps.

- X Appeared in a reserve capacity in Week 8 at Buffalo, playing 18 defensive snaps.
- X Was inactive for Week 9 at Houston.
- X In the Week 10 victory over Tennessee, played 31 defensive snaps.
- X Played 40-of-60 defensive snaps in Week 11 at San Francisco and logged a then-season-high-tying two tackles.
- X In Week 12 against Indianapolis, appeared in a reserve capacity on defense.
- X In the Week 13 victory over Carolina, played 23-of-72 defensive snaps and finished with a then-season-high-tying two tackles (one for loss).
- X In the Week 14 victory in Atlanta, played 32-of-72 defensive snaps and finished with three tackles.
- X Started in the Week 15 victory at Green Bay, playing 27-of-60 defensive snaps and recording his second career fumble recovery.
- X Started in the Week 16 win over Jacksonville, playing 31-of-66 defensive snaps.
- X Recorded a career high in tackles in Week 17 vs. New Orleans, playing 44-of-70 defensive snaps and finishing with four tackles.



FRONT OFFICE

VETERANS

2023 REVIEW

HISTORY

RECORDS

SIDELINES

- X In the Week 18 victory at Carolina, logged a career high in tackles for the second consecutive week, finishing the game with four tackles across 28 defensive snaps. Contributed to a defense that recorded Tampa Bay's first shutout since Nov. 21, 2010 at San Francisco.
- X In the Wild Card round victory over Philadelphia, started at defensive tackle and logged one tackle. Contributed to a defense that helped produce the largest postseason yardage differential in franchise history (+150)
- X In the Divisional round contest at Detroit, played 28-of-73 defensive snaps and logged one tackle.

### COLLEGE:

- X Played in 46 games over four seasons at Houston (2018-21), recording 99 tackles (20.5 for loss), 8.0 sacks, one forced fumble and two blocked kicks.
- X Named first-team All-AAC honors in his final season in 2021.
- X Finished the 2021 season second in the American Athletic Conference in sacks (6.5), while leading his team with 13.5 tackles for loss.
- X Played 13 games as a senior in 2021, notching career highs in tackles (48), tackles for loss (13.5) and sacks (6.5), adding one blocked kick.
- X Appeared in eight games during the condensed 2020 season, recording 23, two tackles for loss and 1.0 sack.
- X During his sophomore season in 2019, amassed 14 tackles, two tackles for loss, a half-sack and one blocked kick.
- X Played in all 13 games as a true freshman in 2018, totaling 14 tackles, three tackles for loss and one forced fumble.
- X Started the Armed Forces Bowl vs. Army as a true freshman in 2018.

### PERSONAL:

- X Attended Belton High School (Belton, Texas).

# HALL'S GAME-BY-GAME STATISTICS

**2023**

| DATE              | OPP  | TACKLES   |           |           |          |            |            |          | INTERCEPTIONS |          |          |          |          | FUMBLES  |          |          | ST TACKLES |          |          |   |
|-------------------|------|-----------|-----------|-----------|----------|------------|------------|----------|---------------|----------|----------|----------|----------|----------|----------|----------|------------|----------|----------|---|
|                   |      | T         | S         | A         | TFL      | SK         | YDS        | QH       | NO            | YDS      | LG       | TD       | PD       | FF       | FR       | YDS      | T          | S        | A        |   |
| Sept. 10          | @MIN | 2         | 1         | 1         | 1        | 0.0        | 0.0        | 0        | 0             | 0        | 0        | 0        | 0        | 0        | 0        | 0        | 0          | 0        | 0        | 0 |
| Sept. 17          | CHI  | 1         | 0         | 1         | 0        | 0.5        | 1.5        | 1        | 0             | 0        | 0        | 0        | 1        | 0        | 0        | 0        | 0          | 0        | 0        |   |
| Sept. 25          | PHI  | 2         | 2         | 0         | 0        | 0.0        | 0.0        | 0        | 0             | 0        | 0        | 0        | 0        | 0        | 0        | 0        | 0          | 0        | 0        |   |
| Oct. 1            | @NO  | 1         | 1         | 0         | 0        | 0.0        | 0.0        | 0        | 0             | 0        | 0        | 0        | 0        | 1        | 0        | 0        | 0          | 0        | 0        |   |
| Oct. 15           | DET  | 1         | 0         | 1         | 0        | 0.0        | 0.0        | 0        | 0             | 0        | 0        | 0        | 0        | 0        | 0        | 0        | 0          | 0        | 0        |   |
| Oct. 22           | ATL  | 0         | 0         | 0         | 0        | 0.0        | 0.0        | 0        | 0             | 0        | 0        | 0        | 0        | 0        | 0        | 0        | 0          | 0        | 0        |   |
| Oct. 26           | @BUF | 0         | 0         | 0         | 0        | 0.0        | 0.0        | 0        | 0             | 0        | 0        | 0        | 0        | 0        | 0        | 0        | 0          | 0        | 0        |   |
| Nov. 5            | @HOU | Inactive  |           |           |          |            |            |          |               |          |          |          |          |          |          |          |            |          |          |   |
| Nov. 12           | TEN  | 0         | 0         | 0         | 0        | 0.0        | 0.0        | 0        | 0             | 0        | 0        | 0        | 0        | 0        | 0        | 0        | 0          | 0        | 0        |   |
| Nov. 19           | @SF  | 2         | 1         | 1         | 0        | 0.0        | 0.0        | 0        | 0             | 0        | 0        | 0        | 0        | 0        | 0        | 0        | 0          | 0        | 0        |   |
| Nov. 26           | @IND | 0         | 0         | 0         | 0        | 0.0        | 0.0        | 0        | 0             | 0        | 0        | 0        | 1        | 0        | 0        | 0        | 0          | 0        | 0        |   |
| Dec. 3            | CAR  | 2         | 1         | 1         | 1        | 0.0        | 0.0        | 0        | 0             | 0        | 0        | 0        | 0        | 0        | 0        | 0        | 0          | 0        | 0        |   |
| Dec. 10           | @ATL | 3         | 2         | 1         | 0        | 0.0        | 0.0        | 0        | 0             | 0        | 0        | 0        | 0        | 0        | 0        | 0        | 0          | 0        | 0        |   |
| Dec. 17           | @GB  | 0         | 0         | 0         | 0        | 0.0        | 0.0        | 0        | 0             | 0        | 0        | 0        | 0        | 1        | 0        | 0        | 0          | 0        | 0        |   |
| Dec. 24           | JAC  | 0         | 0         | 0         | 0        | 0.0        | 0.0        | 0        | 0             | 0        | 0        | 0        | 0        | 0        | 0        | 0        | 0          | 0        | 0        |   |
| Dec. 31           | NO   | 4         | 0         | 4         | 0        | 0.0        | 0.0        | 0        | 0             | 0        | 0        | 0        | 0        | 0        | 0        | 0        | 0          | 0        | 0        |   |
| Jan. 7            | @CAR | 4         | 4         | 0         | 0        | 0.0        | 0.0        | 0        | 0             | 0        | 0        | 0        | 0        | 0        | 0        | 0        | 0          | 0        | 0        |   |
| <b>TOTALS</b>     |      | <b>22</b> | <b>12</b> | <b>10</b> | <b>2</b> | <b>0.5</b> | <b>1.5</b> | <b>1</b> | <b>0</b>      | <b>0</b> | <b>0</b> | <b>0</b> | <b>2</b> | <b>0</b> | <b>1</b> | <b>0</b> | <b>0</b>   | <b>0</b> | <b>0</b> |   |
| <b>POSTSEASON</b> |      |           |           |           |          |            |            |          |               |          |          |          |          |          |          |          |            |          |          |   |
| Jan. 15           | PHI  | 1         | 1         | 0         | 0        | 0.0        | 0.0        | 0        | 0             | 0        | 0        | 0        | 0        | 0        | 0        | 0        | 0          | 0        | 0        |   |
| Jan. 21           | @DET | 1         | 1         | 0         | 0        | 0.0        | 0.0        | 0        | 0             | 0        | 0        | 0        | 0        | 0        | 0        | 0        | 0          | 0        | 0        |   |
| <b>TOTALS</b>     |      | <b>2</b>  | <b>2</b>  | <b>0</b>  | <b>0</b> | <b>0.0</b> | <b>0.0</b> | <b>0</b> | <b>0</b>      | <b>0</b> | <b>0</b> | <b>0</b> | <b>0</b> | <b>0</b> | <b>0</b> | <b>0</b> | <b>0</b>   | <b>0</b> | <b>0</b> |   |

# HALL'S CAREER STATISTICS

| Year              | Team      | Tackles   |           |           |           |           |            |             | INT      |          |          |          |          | Fumbles  |          |          | ST Tackles |          |          |
|-------------------|-----------|-----------|-----------|-----------|-----------|-----------|------------|-------------|----------|----------|----------|----------|----------|----------|----------|----------|------------|----------|----------|
|                   |           | GP        | GS        | T         | S         | A         | Sk         | Yds         | No       | Yds      | Lg       | TD       | PD       | FF       | FR       | Yds      | T          | S        | A        |
| 2022              | Tampa Bay | 17        | 0         | 12        | 7         | 5         | 2.5        | 20.0        | 0        | 0        | 0        | 0        | 0        | 0        | 0        | 0        | 0          | 0        | 0        |
| 2023              | Tampa Bay | 16        | 13        | 22        | 12        | 10        | 0.5        | 1.5         | 0        | 0        | 0        | 0        | 2        | 0        | 2        | 0        | 0          | 0        | 0        |
| <b>NFL Totals</b> |           | <b>33</b> | <b>13</b> | <b>34</b> | <b>19</b> | <b>15</b> | <b>3.0</b> | <b>21.5</b> | <b>0</b> | <b>0</b> | <b>0</b> | <b>0</b> | <b>2</b> | <b>0</b> | <b>2</b> | <b>0</b> | <b>0</b>   | <b>0</b> | <b>0</b> |
| <b>Playoffs</b>   |           |           |           |           |           |           |            |             |          |          |          |          |          |          |          |          |            |          |          |
| Year              | Team      | Tackles   |           |           |           |           |            |             | INT      |          |          |          |          | Fumbles  |          |          | ST Tackles |          |          |
|                   |           | GP        | GS        | T         | S         | A         | Sk         | Yds         | No       | Yds      | Lg       | TD       | PD       | FF       | FR       | Yds      | T          | S        | A        |
| 2022              | Tampa Bay | 1         | 0         | 1         | 0         | 1         | 0.0        | 0.0         | 0        | 0        | 0        | 0        | 0        | 0        | 0        | 0        | 0          | 0        | 0        |
| 2023              | Tampa Bay | 2         | 2         | 2         | 2         | 0         | 0.0        | 0.0         | 0        | 0        | 0        | 0        | 0        | 0        | 0        | 0        | 0          | 0        | 0        |
| <b>Postseason</b> |           | <b>3</b>  | <b>2</b>  | <b>3</b>  | <b>2</b>  | <b>1</b>  | <b>0.0</b> | <b>0.0</b>  | <b>0</b> | <b>0</b> | <b>0</b> | <b>0</b> | <b>0</b> | <b>0</b> | <b>0</b> | <b>0</b> | <b>0</b>   | <b>0</b> | <b>0</b> |

FRONT OFFICE

VETERANS

2023 REVIEW

HISTORY

RECORDS

SIDELINES

# #32 JOSH HAYES

**CORNERBACK****HT:** 6-0 **WT:** 190**DOB:** 4/24/99**NFL:** 2ND YEAR**ACQ:** DGA, 2023**COLLEGE:** KANSAS STATE

## ACQUIRED BY BUCS:

- X Selected in the sixth round (181st overall) of the 2023 NFL Draft by the Tampa Bay Buccaneers.

## CAREER HIGHLIGHTS:

- X Led the NFL in special teams tackles during the 2023 season, finishing with 14. His 14 special teams tackles marked the most by a Buccaneer since Russell Shepard recorded 14 in 2014.

## 2023 HIGHLIGHTS:

- X Finished the 2023 regular season with a league-leading 14 special teams tackles.
- X Made his NFL debut in the Week 1 win at Minnesota. Finished with a team-high-tying 23 special teams snaps, recording one special teams tackle.
- X Finished with a team-high-tying 20 special teams snaps in the Week 2 victory over Chicago.
- X In Week 3 vs. Philadelphia, finished with a team-high-tying 19 special teams snaps.
- X Logged a team-high-tying 21 special teams snaps in the Week 4 victory at New Orleans.
- X Played a team-high-tying 21 special teams snaps in Week 6 vs. Detroit, finishing with one special teams tackle.
- X Appeared on special teams in Week 7 vs. Atlanta, playing 14 special teams snaps.
- X In Week 8 at Buffalo, logged 16 special teams snaps and logged a then-career-high two special teams snaps.
- X Appeared on special teams in Week 9 at Houston, playing 18 special teams snaps and finishing with two special teams tackles.

- X Was inactive for Week 10 vs. Tennessee.
- X In Week 11 at San Francisco, played 15 defensive snaps and recorded his first career defensive tackles, finishing with three. Also added two special teams tackles.
- X Appeared on special teams in Week 12 at Indianapolis.
- X In the Week 13 victory over Carolina, played a team-high-tying 26 special teams snaps and recorded one special teams tackle.
- X Through 13 Weeks, Hayes ranked fourth in the NFL and first among all rookies with 10 special teams tackles.
- X In the Week 14 victory over Atlanta, appeared on special teams and in a reserve capacity on defense. Finished with one special teams tackle.
- X Was inactive for Week 15 at Green Bay.
- X In the Week 16 victory over Jacksonville, appeared on special teams and finished with one special teams tackle.
- X Through 16 weeks, Hayes led all rookies and ranked second in the NFL in special teams tackles with 12.
- X In Week 17 vs. New Orleans, appeared on special teams.
- X In the Week 18 victory at Carolina, appeared primarily on special teams and recorded two special teams tackles.
- X Appeared in a reserve capacity on defense and on special teams in the Wild Card round victory over the Philadelphia Eagles and the Divisional round contest at the Detroit Lions.

**COLLEGE:**

- X Appeared in 68 career games across six seasons between North Dakota State (2017-20), the University of Virginia (2021) and Kansas State University (2022).
- X In his collegiate career, amassed 204 tackles, 26 passes defended, three forced fumbles and two interceptions.
- X As a super senior at Kansas State in 2022, started 13 games and recorded 71 tackles (a career-high 5.5 for loss), seven passes defended and one forced fumble.
- X At the University of Virginia in 2021, appeared in three games and logged one tackle.
- X In 2020 at North Dakota State, appeared in six games, logging 30 tackles and three passes defended.
- X In 2019, started all 16 games at cornerback for a North Dakota State team that won the FCS National Championship. Earned second team All-Missouri Valley Football honors after recording 59 tackles, 10 passes defended, two interceptions and one forced fumble.
- X In 2018, appeared in 15 games and registered 28 tackles and three passes defended.
- X As a freshman in 2017, saw action in 15 games and tallied 15 tackles, three passes defended and one forced fumble.

**PERSONAL:**

- X Nephew of former Buccaneers linebacker Geno Hayes.
- X Originally from Lakeland, Fla., where he attended Lake Gibson High School.
- X Parents are Eugene and Dawn Hayes.
- X Has one sister, Sydney and one brother, Eugene Jr.
- X Has one daughter, Leilani.



## HAYES' GAME-BY-GAME STATISTICS

| 2023              |      | TACKLES  |          |          |          |            |            |          | INTERCEPTIONS |          |          |          |          | FUMBLES  |          |          | ST TACKLES |          |          |
|-------------------|------|----------|----------|----------|----------|------------|------------|----------|---------------|----------|----------|----------|----------|----------|----------|----------|------------|----------|----------|
| DATE              | OPP  | T        | S        | A        | TFL      | SK         | YDS        | QH       | NO            | YDS      | LG       | TD       | PD       | FF       | FR       | YDS      | T          | S        | A        |
| Sept. 10          | @MIN | 0        | 0        | 0        | 0        | 0.0        | 0.0        | 0        | 0             | 0        | 0        | 0        | 0        | 0        | 0        | 0        | 1          | 1        | 0        |
| Sept. 17          | CHI  | 0        | 0        | 0        | 0        | 0.0        | 0.0        | 0        | 0             | 0        | 0        | 0        | 0        | 0        | 0        | 0        | 0          | 0        | 0        |
| Sept. 25          | PHI  | 0        | 0        | 0        | 0        | 0.0        | 0.0        | 0        | 0             | 0        | 0        | 0        | 0        | 0        | 0        | 0        | 0          | 0        | 0        |
| Oct. 1            | @NO  | 0        | 0        | 0        | 0        | 0.0        | 0.0        | 0        | 0             | 0        | 0        | 0        | 0        | 0        | 0        | 0        | 0          | 0        | 0        |
| Oct. 15           | DET  | 0        | 0        | 0        | 0        | 0.0        | 0.0        | 0        | 0             | 0        | 0        | 0        | 0        | 0        | 0        | 0        | 1          | 1        | 0        |
| Oct. 22           | ATL  | 0        | 0        | 0        | 0        | 0.0        | 0.0        | 0        | 0             | 0        | 0        | 0        | 0        | 0        | 0        | 0        | 0          | 0        | 0        |
| Oct. 26           | @BUF | 0        | 0        | 0        | 0        | 0.0        | 0.0        | 0        | 0             | 0        | 0        | 0        | 0        | 0        | 0        | 0        | 3          | 3        | 0        |
| Nov. 5            | @HOU | 0        | 0        | 0        | 0        | 0.0        | 0.0        | 0        | 0             | 0        | 0        | 0        | 0        | 0        | 0        | 0        | 2          | 1        | 1        |
| Nov. 12           | TEN  | Inactive |          |          |          |            |            |          |               |          |          |          |          |          |          |          |            |          |          |
| Nov. 19           | @SF  | 3        | 1        | 2        | 0        | 0.0        | 0.0        | 0        | 0             | 0        | 0        | 0        | 0        | 0        | 0        | 0        | 2          | 0        | 2        |
| Nov. 26           | @IND | 0        | 0        | 0        | 0        | 0.0        | 0.0        | 0        | 0             | 0        | 0        | 0        | 0        | 0        | 0        | 0        | 0          | 0        | 0        |
| Dec. 3            | CAR  | 0        | 0        | 0        | 0        | 0.0        | 0.0        | 0        | 0             | 0        | 0        | 0        | 0        | 0        | 0        | 0        | 1          | 1        | 0        |
| Dec. 10           | @ATL | 0        | 0        | 0        | 0        | 0.0        | 0.0        | 0        | 0             | 0        | 0        | 0        | 0        | 0        | 0        | 0        | 0          | 0        | 1        |
| Dec. 17           | @GB  | Inactive |          |          |          |            |            |          |               |          |          |          |          |          |          |          |            |          |          |
| Dec. 24           | JAC  | 0        | 0        | 0        | 0        | 0.0        | 0.0        | 0        | 0             | 0        | 0        | 0        | 0        | 0        | 0        | 0        | 1          | 1        | 0        |
| Dec. 31           | NO   | 0        | 0        | 0        | 0        | 0.0        | 0.0        | 0        | 0             | 0        | 0        | 0        | 0        | 0        | 0        | 0        | 0          | 0        | 0        |
| Jan. 7            | @CAR | 0        | 0        | 0        | 0        | 0.0        | 0.0        | 0        | 0             | 0        | 0        | 0        | 0        | 0        | 0        | 0        | 2          | 0        | 2        |
| <b>TOTALS</b>     |      | <b>3</b> | <b>1</b> | <b>2</b> | <b>0</b> | <b>0.0</b> | <b>0.0</b> | <b>0</b> | <b>0</b>      | <b>0</b> | <b>0</b> | <b>0</b> | <b>0</b> | <b>0</b> | <b>0</b> | <b>0</b> | <b>14</b>  | <b>8</b> | <b>6</b> |
| <b>POSTSEASON</b> |      |          |          |          |          |            |            |          |               |          |          |          |          |          |          |          |            |          |          |
| Jan. 15           | PHI  | 0        | 0        | 0        | 0        | 0.0        | 0.0        | 0        | 0             | 0        | 0        | 0        | 0        | 0        | 0        | 0        | 0          | 0        | 0        |
| Jan. 21           | @DET | 0        | 0        | 0        | 0        | 0.0        | 0.0        | 0        | 0             | 0        | 0        | 0        | 0        | 0        | 0        | 0        | 0          | 0        | 0        |
| <b>TOTALS</b>     |      | <b>0</b> | <b>0</b> | <b>0</b> | <b>0</b> | <b>0.0</b> | <b>0.0</b> | <b>0</b> | <b>0</b>      | <b>0</b> | <b>0</b> | <b>0</b> | <b>0</b> | <b>0</b> | <b>0</b> | <b>0</b> | <b>0</b>   | <b>0</b> | <b>0</b> |

## HAYES' CAREER STATISTICS

| Year              | Team      | Tackles   |          |          |          |          |            |            | INT      |          |          |          |          | Fumbles  |          |          | ST Tackles |          |          |
|-------------------|-----------|-----------|----------|----------|----------|----------|------------|------------|----------|----------|----------|----------|----------|----------|----------|----------|------------|----------|----------|
|                   |           | GP        | GS       | T        | S        | A        | Sk         | Yds        | No       | Yds      | Lg       | TD       | PD       | FF       | FR       | Yds      | T          | S        | A        |
| 2023              | Tampa Bay | 15        | 0        | 3        | 1        | 2        | 0.0        | 0.0        | 0        | 0        | 0        | 0        | 0        | 0        | 0        | 0        | 14         | 8        | 6        |
| <b>NFL Totals</b> |           | <b>15</b> | <b>0</b> | <b>3</b> | <b>1</b> | <b>2</b> | <b>0.0</b> | <b>0.0</b> | <b>0</b> | <b>0</b> | <b>0</b> | <b>0</b> | <b>0</b> | <b>0</b> | <b>0</b> | <b>0</b> | <b>14</b>  | <b>8</b> | <b>6</b> |
| <b>Playoffs</b>   |           |           |          |          |          |          |            |            |          |          |          |          |          |          |          |          |            |          |          |
| Year              | Team      | Tackles   |          |          |          |          |            |            | INT      |          |          |          |          | Fumbles  |          |          | ST Tackles |          |          |
|                   |           | GP        | GS       | T        | S        | A        | Sk         | Yds        | No       | Yds      | Lg       | TD       | PD       | FF       | FR       | Yds      | T          | S        | A        |
| 2023              | Tampa Bay | 2         | 0        | 0        | 0        | 0        | 0.0        | 0.0        | 0        | 0        | 0        | 0        | 0        | 0        | 0        | 0        | 0          | 0        | 0        |
| <b>Postseason</b> |           | <b>2</b>  | <b>0</b> | <b>0</b> | <b>0</b> | <b>0</b> | <b>0.0</b> | <b>0.0</b> | <b>0</b> | <b>0</b> | <b>0</b> | <b>0</b> | <b>0</b> | <b>0</b> | <b>0</b> | <b>0</b> | <b>0</b>   | <b>0</b> | <b>0</b> |

# #29 CHRISTIAN IZIEN

**SAFETY****HT:** 5-10 **WT:** 200**DOB:** 6/8/00**NFL:** 2ND YEAR**ACO:** FA, 2023**COLLEGE:** RUTGERS**ACQUIRED BY BUCS:**

- X Signed by Tampa Bay as a college free agent on May 12, 2023.

**2023 HIGHLIGHTS:**

- X Made his NFL debut in the Week 1 win at Minnesota, logging 36 snaps, primarily at nickel corner, and finishing with three tackles, one interception and one pass defended.
- X Intercepted a Kirk Cousins pass attempt to K.J. Osborn on the goal line in Week 1, marking the sixth time in franchise history that a player recorded an interception in their first career game, and the first time since 2010.
- X With his interception in Week 1, Izien became the first undrafted Buccaneers rookie to interception a pass in a Week 1 NFL debut since Cecil Johnson did so in 1977 against the Philadelphia Eagles.
- X Logged 40 defensive snaps in the Week 2 victory over Chicago, finishing with four tackles (one for loss), one interception and one pass defended.
- X In Week 2 vs. Chicago, Izien became the fourth undrafted player since 1967 with an interception in each of his first two career games, joining Robert Lester in 2013, Ray Isom in 1987, and Bernard Wilson in 1979.
- X In Week 3 vs. Philadelphia, played 38-of-78 defensive snaps, finishing with six tackles. Also appeared on nine special teams snaps, logging two special teams tackles.
- X Made his first career start in the Week 4 victory at New Orleans, playing 47-of-65 defensive snaps. Finished with six tackles.

- X Played 37-of-70 defensive snaps in Week 6 vs. Detroit, adding 13 special teams snaps. Recorded five tackles.
- X In Week 7 vs. Atlanta, played 23-of-65 defensive snaps and finished with three tackles.
- X Started at nickel in Week 8 at Buffalo, playing 63-of-69 defensive snaps and recording two tackles.
- X In Week 9 at Houston, played 46-of-72 defensive snaps and finished with two tackles (one for loss).
- X In the Week 10 victory over Tennessee, played 42-of-63 defensive snaps and finished with two tackles and one quarterback hit.
- X Played 21-of-60 defensive snaps in Week 11 at San Francisco, finishing with one tackle.
- X Started in Week 12 at Indianapolis and played 56-of-73 defensive snaps, finishing with five tackles.
- X In the Week 13 victory over Carolina, started and played 62-of-72 defensive snaps, finishing with five tackles and one forced fumbles. His five solo tackles tied a then-season-high, and his forced fumble marked the first of his career.
- X In the Week 14 victory over Atlanta, played 34-of-72 defensive snaps and finished with two tackles.
- X Played 47-of-60 defensive snaps in the Week 15 victory at Green Bay, finishing with six tackles (one for loss), and one quarterback hit.
- X In the Week 16 victory over Jacksonville, played 63-of-66 defensive snaps and finished with six tackles.
- X Played 39-of-70 defensive snaps and recorded three tackles in Week 17 vs. New Orleans.

- X In the Week 18 victory at Carolina, played 24-of-52 snaps and recorded two tackles. Contributed to a defense that recorded Tampa Bay's first shutout since Nov. 21, 2010 at San Francisco.
- X In the Wild Card round victory over Philadelphia, appeared in a reserve capacity on defense and finished with two tackles. Contributed to a defense that helped produce the largest yardage differential in a postseason contest in franchise history (+150).
- X In the Divisional round contest at Detroit, played 31-of-73 defensive snaps and finished with four tackles.

### COLLEGE:

- X Appeared in 46 games across four seasons (2019-2022) at Rutgers University, tallying 303 tackles, 15 pass defended, 1.5 sacks, four interceptions, and three fumble recoveries.
- X Started all 12 games his redshirt senior season (2022) amassing 84 tackles, four passes defended, and 1.5 sacks. Blocked a punt in the home opener versus Wagner (9/10).
- X Started all 13 games his redshirt junior season (2021) amassing 75 tackles and four passes defended.
- X Started all nine games his redshirt sophomore year (2020), recorded 66 tackles, four passes defended, four interceptions, and three fumble recoveries.
- X Played in all 12 games with seven starts his redshirt freshman year (2019) totaling 78 tackles and three passes defended. Tied for the team lead with 27 tackles against the pass and led the team in tackles four different games.
- X Redshirted his freshman year (2018).

### PERSONAL:

- X Attended Erasmus Hall High School (Brooklyn, NY).
- X Played cornerback and wide receiver for Erasmus. Had back-to-back punt return touchdowns in games against DeWitt Clinton and Fort Hamilton.
- X Named All-City, All-Conference and Defensive Player of the Year as a senior in 2017 by the New York City Football Coaches Association.

- X Also competed indoor and outdoor track, running sprints and relays.





# IZIEN'S GAME-BY-GAME STATISTICS

| <b>2023</b>       |            | <b>TACKLES</b> |           |           |            |            |            |           | <b>INTERCEPTIONS</b> |            |           |           |           | <b>FUMBLES</b> |           |            | <b>ST TACKLES</b> |          |          |
|-------------------|------------|----------------|-----------|-----------|------------|------------|------------|-----------|----------------------|------------|-----------|-----------|-----------|----------------|-----------|------------|-------------------|----------|----------|
| <b>DATE</b>       | <b>OPP</b> | <b>T</b>       | <b>S</b>  | <b>A</b>  | <b>TFL</b> | <b>SK</b>  | <b>YDS</b> | <b>QH</b> | <b>NO</b>            | <b>YDS</b> | <b>LG</b> | <b>TD</b> | <b>PD</b> | <b>FF</b>      | <b>FR</b> | <b>YDS</b> | <b>T</b>          | <b>S</b> | <b>A</b> |
| Sept. 10          | @MIN       | 3              | 2         | 1         | 0          | 0.0        | 0.0        | 0         | 1                    | 14         | 14        | 0         | 1         | 0              | 0         | 0          | 0                 | 0        | 0        |
| Sept. 17          | CHI        | 4              | 2         | 2         | 1          | 0.0        | 0.0        | 0         | 1                    | 4          | 4         | 0         | 1         | 0              | 0         | 0          | 0                 | 0        | 0        |
| Sept. 25          | PHI        | 6              | 5         | 1         | 0          | 0.0        | 0.0        | 0         | 0                    | 0          | 0         | 0         | 0         | 0              | 0         | 0          | 2                 | 1        | 1        |
| Oct. 1            | @NO        | 6              | 4         | 2         | 0          | 0.0        | 0.0        | 0         | 0                    | 0          | 0         | 0         | 0         | 0              | 0         | 0          | 0                 | 0        | 0        |
| Oct. 15           | DET        | 5              | 5         | 0         | 0          | 0.0        | 0.0        | 0         | 0                    | 0          | 0         | 0         | 0         | 0              | 0         | 0          | 0                 | 0        | 0        |
| Oct. 22           | ATL        | 3              | 2         | 1         | 0          | 0.0        | 0.0        | 0         | 0                    | 0          | 0         | 0         | 0         | 0              | 0         | 0          | 0                 | 0        | 0        |
| Oct. 26           | @BUF       | 2              | 1         | 1         | 0          | 0.0        | 0.0        | 0         | 0                    | 0          | 0         | 0         | 0         | 0              | 0         | 0          | 0                 | 0        | 0        |
| Nov. 5            | @HOU       | 2              | 1         | 1         | 1          | 0.0        | 0.0        | 0         | 0                    | 0          | 0         | 0         | 0         | 0              | 0         | 0          | 0                 | 0        | 0        |
| Nov. 12           | TEN        | 2              | 1         | 1         | 0          | 0.0        | 0.0        | 1         | 0                    | 0          | 0         | 0         | 0         | 0              | 0         | 0          | 0                 | 0        | 0        |
| Nov. 19           | @SF        | 1              | 1         | 0         | 0          | 0.0        | 0.0        | 0         | 0                    | 0          | 0         | 0         | 0         | 0              | 0         | 0          | 0                 | 0        | 0        |
| Nov. 26           | @IND       | 5              | 3         | 2         | 0          | 0.0        | 0.0        | 0         | 0                    | 0          | 0         | 0         | 0         | 0              | 0         | 0          | 0                 | 0        | 0        |
| Dec. 3            | CAR        | 5              | 5         | 0         | 0          | 0.0        | 0.0        | 0         | 0                    | 0          | 0         | 0         | 0         | 1              | 0         | 0          | 0                 | 0        | 0        |
| Dec. 10           | @ATL       | 2              | 2         | 0         | 0          | 0.0        | 0.0        | 0         | 0                    | 0          | 0         | 0         | 0         | 0              | 0         | 0          | 0                 | 0        | 0        |
| Dec. 17           | @GB        | 6              | 5         | 1         | 1          | 0.0        | 0.0        | 1         | 0                    | 0          | 0         | 0         | 0         | 0              | 0         | 0          | 0                 | 0        | 0        |
| Dec. 24           | JAC        | 6              | 4         | 2         | 0          | 0.0        | 0.0        | 0         | 0                    | 0          | 0         | 0         | 0         | 0              | 0         | 0          | 0                 | 0        | 0        |
| Dec. 31           | NO         | 3              | 1         | 2         | 0          | 0.0        | 0.0        | 0         | 0                    | 0          | 0         | 0         | 0         | 0              | 0         | 0          | 0                 | 0        | 0        |
| Jan. 7            | @CAR       | 2              | 2         | 0         | 0          | 0.0        | 0.0        | 0         | 0                    | 0          | 0         | 0         | 0         | 0              | 0         | 0          | 0                 | 0        | 0        |
| <b>TOTALS</b>     |            | <b>63</b>      | <b>46</b> | <b>17</b> | <b>3</b>   | <b>0.0</b> | <b>0.0</b> | <b>2</b>  | <b>2</b>             | <b>18</b>  | <b>14</b> | <b>0</b>  | <b>2</b>  | <b>1</b>       | <b>0</b>  | <b>0</b>   | <b>2</b>          | <b>1</b> | <b>1</b> |
| <b>POSTSEASON</b> |            |                |           |           |            |            |            |           |                      |            |           |           |           |                |           |            |                   |          |          |
| Jan. 15           | PHI        | 2              | 2         | 0         | 0          | 0.0        | 0.0        | 0         | 0                    | 0          | 0         | 0         | 0         | 0              | 0         | 0          | 0                 | 0        | 0        |
| Jan. 21           | @DET       | 4              | 3         | 1         | 0          | 0.0        | 0.0        | 0         | 0                    | 0          | 0         | 0         | 0         | 0              | 0         | 0          | 0                 | 0        | 0        |
| <b>TOTALS</b>     |            | <b>6</b>       | <b>5</b>  | <b>1</b>  | <b>0</b>   | <b>0.0</b> | <b>0.0</b> | <b>0</b>  | <b>0</b>             | <b>0</b>   | <b>0</b>  | <b>0</b>  | <b>0</b>  | <b>0</b>       | <b>0</b>  | <b>0</b>   | <b>0</b>          | <b>0</b> | <b>0</b> |

| <b>IZIEN'S CAREER STATISTICS</b> |             |                |           |           |           |           |            |            |            |            |           |           |           |                |           |            |                   |          |          |
|----------------------------------|-------------|----------------|-----------|-----------|-----------|-----------|------------|------------|------------|------------|-----------|-----------|-----------|----------------|-----------|------------|-------------------|----------|----------|
|                                  |             | <b>Tackles</b> |           |           |           |           |            |            | <b>INT</b> |            |           |           |           | <b>Fumbles</b> |           |            | <b>ST Tackles</b> |          |          |
| <b>Year</b>                      | <b>Team</b> | <b>GP</b>      | <b>GS</b> | <b>T</b>  | <b>S</b>  | <b>A</b>  | <b>Sk</b>  | <b>Yds</b> | <b>No</b>  | <b>Yds</b> | <b>Lg</b> | <b>TD</b> | <b>PD</b> | <b>FF</b>      | <b>FR</b> | <b>Yds</b> | <b>T</b>          | <b>S</b> | <b>A</b> |
| 2023                             | Tampa Bay   | 17             | 4         | 63        | 46        | 17        | 0.0        | 0.0        | 2          | 18         | 14        | 0         | 2         | 1              | 0         | 0          | 2                 | 1        | 1        |
| <b>NFL Totals</b>                |             | <b>17</b>      | <b>4</b>  | <b>63</b> | <b>46</b> | <b>17</b> | <b>0.0</b> | <b>0.0</b> | <b>2</b>   | <b>18</b>  | <b>14</b> | <b>0</b>  | <b>2</b>  | <b>1</b>       | <b>0</b>  | <b>0</b>   | <b>2</b>          | <b>1</b> | <b>1</b> |
| <b>Playoffs</b>                  |             |                |           |           |           |           |            |            |            |            |           |           |           |                |           |            |                   |          |          |
| <b>Year</b>                      | <b>Team</b> | <b>GP</b>      | <b>GS</b> | <b>T</b>  | <b>S</b>  | <b>A</b>  | <b>Sk</b>  | <b>Yds</b> | <b>No</b>  | <b>Yds</b> | <b>Lg</b> | <b>TD</b> | <b>PD</b> | <b>FF</b>      | <b>FR</b> | <b>Yds</b> | <b>T</b>          | <b>S</b> | <b>A</b> |
| 2023                             | Tampa Bay   | 2              | 0         | 6         | 5         | 1         | 0.0        | 0.0        | 0          | 0          | 0         | 0         | 0         | 0              | 0         | 0          | 0                 | 0        | 0        |
| <b>Postseason</b>                |             | <b>2</b>       | <b>0</b>  | <b>6</b>  | <b>5</b>  | <b>1</b>  | <b>0.0</b> | <b>0.0</b> | <b>0</b>   | <b>0</b>   | <b>0</b>  | <b>0</b>  | <b>0</b>  | <b>0</b>       | <b>0</b>  | <b>0</b>   | <b>0</b>          | <b>0</b> | <b>0</b> |

#18

**RAKIM JARRETT****WIDE RECEIVER****HT:** 6-0 **WT:** 192**DOB:** 1/24/01**NFL:** 2ND YEAR**ACQ:** FA, 2023**COLLEGE:** MARYLAND**ACQUIRED BY BUCS:**

- X Signed by Tampa Bay as a college free agent on May 12, 2023.

**2023 HIGHLIGHTS:**

- X Made his NFL debut in the Week 1 win at Minnesota, appearing in a reserve capacity on offense and on special teams. Logged six offensive snaps and five special teams snaps, tallying one carry on a jet sweep.
- X Appeared in a reserve capacity and on special teams in the Week 2 victory over Chicago, logging 17 offensive snaps and seven special teams snaps. Recorded his first career reception in the victory, logging one reception for seven yards.
- X In Week 3 vs. Philadelphia, appeared on special teams and in a reserve capacity on offense. Finished with 10 special teams snaps and six offensive snaps.
- X Played 13-of-71 offensive snaps in the Week 4 victory at New Orleans, finishing with one reception for three yards.
- X Appeared on special teams and in a reserve capacity on offense in Week 6 vs. Detroit, logging eight special teams snaps and seven offensive snaps.
- X In Week 7 vs. Atlanta, appeared in a reserve capacity on offense, playing 21-of-73 snaps.
- X Appeared on special teams and in a reserve capacity on offense in Week 8 at Buffalo, finishing with one reception for nine yards.
- X Appeared on special teams and in a reserve capacity on offense in Week 9 at Houston, finishing with 23 special teams snaps and eight offensive snaps.

- X In the Week 10 victory over Tennessee, appeared in a reserve capacity and offense, logging 14 offensive snaps and 13 special teams snaps.
- X Played 14-of-71 offensive snaps in Week 11 at San Francisco, finishing with one reception for 41 yards. The 41-yard catch marked the longest reception of the season for him.
- X Was inactive for Week 18 at Carolina.
- X Was inactive for the Wild Card round vs. Philadelphia and the Divisional round contest at Detroit.

**COLLEGE:**

- X Appeared in 28 games across three seasons (2020-2022) at University of Maryland, tallying 119 receptions for 1,552 yards (13.0 avg.) and 10 touchdowns. Also added eight carries for 25 yards.
- X Earned Honorable-Mention All-Big 12 all three seasons (2020-22).
- X Stands 11th in program history in career receptions (119), 12th in career touchdowns (10), and 13th in career yards (1,552).
- X Tallied at least one reception in 25 straight games.
- X Appeared in 11 games with seven starts as a junior (2022), recording 40 receptions for 471 yards and three touchdowns.
- X Started all 13 games as a sophomore in 2021, led team in receptions (62), yards (829), and touchdowns (five). His 62 receptions are tied with Stefon Diggs for the seventh-most in single season program history.
- X Started all four games he appeared in as a freshman in 2020, tallying 17 receptions for 252 yards and two

touchdowns. Ranked fifth among all freshman wide receivers in the FBS in receptions per game (4.3). Tallied five receptions for 144 yards and two touchdowns, including a 62-yarder and a 42-yarder, in a win over Penn State (11/7/20). His 144 yards were the third most receiving yards ever in a game by a Maryland freshman, trailing only Darius Heyward-Bey (175, 2006) and Stefon Diggs (152, 2012). First Maryland freshman with a 100-yard game and two touchdowns since Stefon Diggs in 2012.

### PERSONAL:

- X Attended St. John's College High School (Washington, D.C.).
- X Earned the 2019 DC Gatorade Player of the Year and Washington Post All-Met Offensive Player of the Year after recording 60 receptions for 950 yards and seven touchdowns as a senior. Tallied 763 receiving yards and 11 touchdowns in 2018 as a junior.

## JARRETT'S GAME-BY-GAME STATISTICS

| DATE              | OPP  | RECEIVING |           |             |           |          | RUSHING  |          |            |          |          |
|-------------------|------|-----------|-----------|-------------|-----------|----------|----------|----------|------------|----------|----------|
|                   |      | NO        | YDS       | AVG         | LG        | TD       | ATT      | YDS      | AVG        | LG       | TD       |
| Sept. 10          | @MIN | 0         | 0         | 0           | 0         | 0        | 1        | 0        | 0.0        | 0        | 0        |
| Sept. 17          | CHI  | 1         | 7         | 7.0         | 7         | 0        | 0        | 0        | 0.0        | 0        | 0        |
| Sept. 25          | PHI  | 0         | 0         | 0           | 0         | 0        | 0        | 0        | 0.0        | 0        | 0        |
| Oct. 1            | @NO  | 1         | 3         | 3.0         | 3         | 0        | 0        | 0        | 0.0        | 0        | 0        |
| Oct. 15           | DET  | 0         | 0         | 0           | 0         | 0        | 0        | 0        | 0.0        | 0        | 0        |
| Oct. 22           | ATL  | 0         | 0         | 0           | 0         | 0        | 0        | 0        | 0.0        | 0        | 0        |
| Oct. 26           | @BUF | 1         | 9         | 9.0         | 9         | 0        | 0        | 0        | 0.0        | 0        | 0        |
| Nov. 5            | @HOU | 0         | 0         | 0           | 0         | 0        | 0        | 0        | 0.0        | 0        | 0        |
| Nov. 12           | TEN  | 0         | 0         | 0           | 0         | 0        | 0        | 0        | 0.0        | 0        | 0        |
| Nov. 19           | @SF  | 1         | 41        | 41.0        | 41        | 0        | 0        | 0        | 0.0        | 0        | 0        |
| Nov. 26           | @IND |           |           |             |           |          |          |          |            |          |          |
| Dec. 3            | CAR  |           |           |             |           |          |          |          |            |          |          |
| Dec. 10           | @ATL |           |           |             |           |          |          |          |            |          |          |
| Dec. 17           | @GB  |           |           |             |           |          |          |          |            |          |          |
| Dec. 24           | JAC  |           |           |             |           |          |          |          |            |          |          |
| Dec. 31           | NO   |           |           |             |           |          |          |          |            |          |          |
| Jan. 7            | @CAR |           |           |             |           |          |          |          |            |          |          |
| <b>TOTALS</b>     |      | <b>4</b>  | <b>60</b> | <b>15.0</b> | <b>41</b> | <b>0</b> | <b>1</b> | <b>0</b> | <b>0.0</b> | <b>0</b> | <b>0</b> |
| <b>POSTSEASON</b> |      |           |           |             |           |          |          |          |            |          |          |
| Jan. 15           | PHI  |           |           |             |           |          |          |          |            |          |          |
| Jan. 21           | @DET |           |           |             |           |          |          |          |            |          |          |
| <b>TOTALS</b>     |      | <b>-</b>  | <b>-</b>  | <b>-</b>    | <b>-</b>  | <b>-</b> | <b>-</b> | <b>-</b> | <b>-</b>   | <b>-</b> | <b>-</b> |

## JARRETT'S CAREER STATISTICS

| YEAR              | TEAM      | RECEIVING |          |          |           |             | RUSHING   |          |          |          |            |          |          |
|-------------------|-----------|-----------|----------|----------|-----------|-------------|-----------|----------|----------|----------|------------|----------|----------|
|                   |           | GP        | GS       | NO       | YDS       | AVG         | LG        | TD       | ATT      | YDS      | AVG        | LG       | TD       |
| 2023              | Tampa Bay | 10        | 0        | 4        | 60        | 15.0        | 41        | 0        | 1        | 0        | 0.0        | 0        | 0        |
| <b>NFL Totals</b> |           | <b>10</b> | <b>0</b> | <b>4</b> | <b>60</b> | <b>15.0</b> | <b>41</b> | <b>0</b> | <b>1</b> | <b>0</b> | <b>0.0</b> | <b>0</b> | <b>0</b> |

#53  
VI JONESLINEBACKER  
HT: 6-2 WT: 225  
DOB: 5/5/98  
NFL: 2ND YEAR  
ACQ: FA, 2024  
COLLEGE: NORTH CAROLINA STATE**TRANSACTIONS:**

- X Entered the league as a college free agent with the Seattle Seahawks in May 6, 2022.
- X Was waived by Seattle on Aug. 30, 2022 and re-signed to the teams' practice squad on Aug. 31, 2022.
- X Signed to Tampa Bay's practice squad on Nov. 22, 2023. Released on Jan. 9, 2024.
- X Signed a future contract with the Buccaneers on Jan. 30, 2024.

**CAREER HIGHLIGHTS:**

- X Appeared in three career games, all for the Seattle Seahawks, appearing primarily on special teams and in a reserve capacity on defense.

**COLLEGE:**

- X Appeared in 45 career games between the University of Southern California (2017-18) and North Carolina State University (2020-21), amassing 108 tackles, 9.0 sacks, four passes defended and one forced fumble.
- X Across two seasons at the University of Southern California, appeared in 22 games and logged 28 tackles and three passes defended.

- X Over two seasons at North Carolina State, appeared in 23 games and recorded 80 tackles, 9.0 sacks, one pass defended and one forced fumble.
- X Enjoyed his most successful season as a senior at North Carolina State, finishing with career highs in tackles (45) and sacks (6.0).

**PERSONAL:**

- X His father, Robert, was a starting linebacker for the Dallas Cowboys in the 1990s and won three Super Bowls.
- X His brothers Cayleb and Zay also both played in the NFL.
- X His uncle, Jeff Blake, also played in the NFL.

**JONES' CAREER STATISTICS**

| Year              | Team    | Tackles  |          |          |          |          |            | INT        |          |          |          | Fumbles  |          |          | ST Tackles |          |          |          |          |   |
|-------------------|---------|----------|----------|----------|----------|----------|------------|------------|----------|----------|----------|----------|----------|----------|------------|----------|----------|----------|----------|---|
|                   |         | GP       | GS       | T        | S        | A        | Sk         | Yds        | No       | Yds      | Lg       | TD       | PD       | FF       | FR         | Yds      | T        | S        | A        |   |
| 2022              | Seattle | 3        | 0        | 0        | 0        | 0        | 0.0        | 0.0        | 0        | 0        | 0        | 0        | 0        | 0        | 0          | 0        | 0        | 0        | 0        | 0 |
| <b>NFL Totals</b> |         | <b>3</b> | <b>0</b> | <b>0</b> | <b>0</b> | <b>0</b> | <b>0.0</b> | <b>0.0</b> | <b>0</b> | <b>0</b> | <b>0</b> | <b>0</b> | <b>0</b> | <b>0</b> | <b>0</b>   | <b>0</b> | <b>0</b> | <b>0</b> | <b>0</b> |   |

# #94

## CALIJAH KANCEY

DEFENSIVE TACKLE

HT: 6-0 WT: 280

DOB: 3/1/01

NFL: 2ND YEAR

ACQ: D1, 2023

COLLEGE: PITTSBURGH



### ACQUIRED BY BUCS:


- X Selected by the Tampa Bay Buccaneers in the first round (19th overall) of the 2023 NFL Draft.

### AWARDS & ACCOLADES:

- X NFC Defensive Rookie of the Month (November 2023)

### 2023 HIGHLIGHTS:

- X Finished tied for second among all rookies in 2023 with 10 tackles for loss.
- X Made his NFL debut in the Week 1 win at Minnesota, starting at defensive tackle and logging 11 defensive snaps before leaving with injury. Recorded one quarterback hit.
- X Was inactive in Weeks 2-4.
- X In Week 6 vs. Detroit, played 40-of-70 defensive snaps and finished with three tackles (one for loss), two quarterback hits and 1.0 sack. It marked his first career sack.
- X Kancey became the first Buccaneer rookie to begin his career with consecutive games with at least one quarterback hit since Antoine Winfield Jr. did so in Weeks 1-3 of the 2020 season.
- X Since quarterback hit data became available in 2006, Kancey became just the third Buccaneer rookie to record a



quarterback hit in his first two career games, joining Winfield and Khalil Davis.

- X In Week 7 vs. Atlanta, played 40-of-65 defensive snaps and finished with one tackle and one quarterback hit.
- X Since QB hit data became available in 2006, Kancey became just the second Buccaneer rookie to record a quarterback hit in the first three games of his career, joining Antoine Winfield Jr. He was just the fourth rookie to accomplish the feat overall in the NFL in 2023.
- X In Week 8 at Buffalo, started at defensive tackle and played 41-of-69 defensive snaps.
- X In Week 9 at Houston, played a then-season-high 59-of-72 defensive snaps and finished with four tackles (three for loss), 1.0 sack and one quarterback hit.
- X Kancey's three tackles for loss in Week 9 were the most by a Buccaneers rookie in a single game since Vita Vea had three on Nov. 25, 2018 vs. San Francisco.
- X Through nine weeks, Kancey's 2.0 sacks were tied for fourth-most among rookies.
- X Through nine weeks, Kancey's four tackles for loss were tied for third-most among rookies.
- X In the Week 10 victory over Tennessee, started at defensive tackle and finished with three tackles (two for loss) and two quarterback hits.
- X Through 10 weeks, Kancey ranked second among rookies in tackles for loss (six), tied for third in quarterback hits (seven) and tied for sixth in sacks (2.0).
- X In Week 11 at San Francisco, played 32-of-60 defensive snaps.

FRONT OFFICE

VETERANS

2023 REVIEW

HISTORY

RECORDS

SIDELINES

- X Played 46-of-73 defensive snaps in Week 12 at Indianapolis and finished with three tackles (two for loss), 1.0 sack, one quarterback hit and his first career pass defended.
- X Through 12 weeks, Kancey's eight tackles for loss were tied for most among all rookies.
- X In the Week 13 victory over Carolina, started and played 47-of-72 defensive snaps, producing two tackles and two quarterback hits.
- X Through 13 Weeks, Kancey's 10 quarterback hits were tied for third-most among rookies in 2023.
- X In the Week 14 victory over Atlanta, played 57-of-72 defensive snaps and finished with three tackles (one for loss), one quarterback hit and 1.0 sack.
- X Kancey's sack in Week 14 marked his fourth sack of the season, tied for fifth-most among rookies at the time.
- X Through 14 Weeks, Kancey led all rookies with nine tackles for loss.
- X In the Week 15 victory at Green Bay, played 35-of-60 defensive snaps and recorded two tackles and one quarterback hit. It marked his fourth straight game with at least one quarterback hit.
- X In the Week 16 win over Jacksonville, played 40-of-66 defensive snaps and recorded one tackle that went for a loss.
- X Through 16 weeks, ranked second among all rookies in tackles for loss (10) and tied for fifth in pressures (32).
- X In Week 17 vs. New Orleans, played 43-of-70 defensive snaps and finished with three tackles.
- X In the Week 18 victory at Carolina, played 40-of-52 defensive snaps and recorded one tackle. Contributed to a defense that recorded Tampa Bay's first shutout since Nov. 21, 2010 at San Francisco.
- X Kancey finished the 2023 regular season tied for second among all rookies with 10 tackles for loss, trailing only teammate Yaya Diaby (12).
- X In the Wild Card round victory over Philadelphia, started at defensive tackle and finished with four tackles (one for loss), one quarterback hit and 0.5 sacks.
- X In the Divisional round contest at Detroit, played 49-of-73 defensive snaps and finished with two tackles (one for loss), 1.0 sack, one quarterback hit and one pass defended.
- X Kancey's sack in the Divisional round increased his career postseason sack total to 1.5 – tied for the 11th-most in franchise history.

### COLLEGE:

- X Appeared in 36 career games across three seasons (2020-22) at the University of Pittsburgh, totaling 93 tackles (34.5 for loss), 16.0 sacks, three passes defended and one forced fumble.
- X Following his senior season in 2022, became the 13th player in University of Pittsburgh program history to be named a Unanimous All-American, and the first to do so since defensive tackle Aaron Donald in 2013.
- X Was the only player in the country to be a finalist for both the Outland Trophy for the nation's best interior lineman and the Bronko Nagurski Trophy for the national defensive player of the year in 2022.
- X Was named the 2022 ACC Defensive Player of the Year, joining Aaron Donald



as the only players in program history to earn that distinction.

- X Was named first team All-ACC in both the 2021 and 2022 seasons.
- X As a senior in 2022, started 11 games and logged 31 tackles (14.5 for loss) and 7.5 sacks. His 14.5 tackles for loss led all interior defenders in the country.
- X As a junior in 2021, started all 14 games and finished with 35 tackles (11 for loss) and 7.0 sacks.
- X As a sophomore in 2020, started 4-of-11 games, totaling 27 tackles (seven for loss) and 1.5 sacks.

### PERSONAL:

- X Born Calijah Demetrius Kancey on March 1, 2001.
- X Mother is Schquinina Smith.
- X Has three sisters and one brother.
- X After signing his rookie contract, he purchased a house and a car for his mother.
- X Ran a 4.67 40-yard dash at the 2023 NFL Scouting Combine, the fastest time for a defensive tackle at the event since 2003.
- X Majored in Administration of Justice at Pittsburgh.

## KANCEY'S GAME-BY-GAME STATISTICS

| 2023              |      |           |           |          |           |            |             |           |          | INTERCEPTIONS |          |          | FUMBLES  |          |          | ST TACKLES |          |          |          |
|-------------------|------|-----------|-----------|----------|-----------|------------|-------------|-----------|----------|---------------|----------|----------|----------|----------|----------|------------|----------|----------|----------|
| DATE              | OPP  | TACKLES   |           |          | TFL       | SK         | YDS         | QH        | NO       | YDS           | LG       | TD       | PD       | FF       | FR       | YDS        | T        | S        | A        |
| Sept. 10          | @MIN | 0         | 0         | 0        | 0         | 0.0        | 0.0         | 1         | 0        | 0             | 0        | 0        | 0        | 0        | 0        | 0          | 0        | 0        | 0        |
| Sept. 17          | CHI  |           |           |          |           |            |             |           | Inactive |               |          |          |          |          |          |            |          |          |          |
| Sept. 25          | PHI  |           |           |          |           |            |             |           | Inactive |               |          |          |          |          |          |            |          |          |          |
| Oct. 1            | @NO  |           |           |          |           |            |             |           | Inactive |               |          |          |          |          |          |            |          |          |          |
| Oct. 15           | DET  | 3         | 1         | 2        | 1         | 1.0        | 5.0         | 2         | 0        | 0             | 0        | 0        | 0        | 0        | 0        | 0          | 0        | 0        | 0        |
| Oct. 22           | ATL  | 1         | 0         | 1        | 0         | 0.0        | 0.0         | 1         | 0        | 0             | 0        | 0        | 0        | 0        | 0        | 0          | 0        | 0        | 0        |
| Oct. 26           | @BUF | 0         | 0         | 0        | 0         | 0.0        | 0.0         | 0         | 0        | 0             | 0        | 0        | 0        | 0        | 0        | 0          | 0        | 0        | 0        |
| Nov. 5            | @HOU | 4         | 4         | 0        | 3         | 1.0        | 13.0        | 1         | 0        | 0             | 0        | 0        | 0        | 0        | 0        | 0          | 0        | 0        | 0        |
| Nov. 12           | TEN  | 3         | 3         | 0        | 2         | 0.0        | 0.0         | 2         | 0        | 0             | 0        | 0        | 0        | 0        | 0        | 0          | 0        | 0        | 0        |
| Nov. 19           | @SF  | 0         | 0         | 0        | 0         | 0.0        | 0.0         | 0         | 0        | 0             | 0        | 0        | 0        | 0        | 0        | 0          | 0        | 0        | 0        |
| Nov. 26           | @IND | 3         | 2         | 1        | 2         | 1.0        | 3.0         | 1         | 0        | 0             | 0        | 1        | 0        | 0        | 0        | 0          | 0        | 0        | 0        |
| Dec. 3            | CAR  | 2         | 1         | 1        | 0         | 0.0        | 0.0         | 2         | 0        | 0             | 0        | 0        | 0        | 0        | 0        | 0          | 0        | 0        | 0        |
| Dec. 10           | @ATL | 3         | 2         | 1        | 1         | 1.0        | 1.0         | 1         | 0        | 0             | 0        | 0        | 0        | 0        | 0        | 0          | 0        | 0        | 0        |
| Dec. 17           | @GB  | 2         | 1         | 1        | 0         | 0.0        | 0.0         | 1         | 0        | 0             | 0        | 0        | 0        | 0        | 0        | 0          | 0        | 0        | 0        |
| Dec. 24           | JAC  | 1         | 1         | 0        | 1         | 0.0        | 0.0         | 0         | 0        | 0             | 0        | 0        | 0        | 0        | 0        | 0          | 0        | 0        | 0        |
| Dec. 31           | NO   | 3         | 3         | 0        | 0         | 0.0        | 0.0         | 0         | 0        | 0             | 0        | 0        | 0        | 0        | 0        | 0          | 0        | 0        | 0        |
| Jan. 7            | @CAR | 1         | 1         | 0        | 0         | 0.0        | 0.0         | 0         | 0        | 0             | 0        | 0        | 0        | 0        | 0        | 0          | 0        | 0        | 0        |
| <b>TOTALS</b>     |      | <b>26</b> | <b>19</b> | <b>7</b> | <b>10</b> | <b>4.0</b> | <b>22.0</b> | <b>12</b> | <b>0</b> | <b>0</b>      | <b>0</b> | <b>0</b> | <b>0</b> | <b>0</b> | <b>0</b> | <b>0</b>   | <b>0</b> | <b>0</b> | <b>0</b> |
| <b>POSTSEASON</b> |      |           |           |          |           |            |             |           |          |               |          |          |          |          |          |            |          |          |          |
| Jan. 15           | PHI  | 4         | 3         | 1        | 1         | 0.5        | 4.5         | 1         | 0        | 0             | 0        | 0        | 0        | 0        | 0        | 0          | 0        | 0        | 0        |
| Jan. 21           | @DET | 2         | 1         | 1        | 1         | 1.0        | 4.0         | 1         | 0        | 0             | 0        | 0        | 1        | 0        | 0        | 0          | 0        | 0        | 0        |
| <b>TOTALS</b>     |      | <b>6</b>  | <b>4</b>  | <b>2</b> | <b>2</b>  | <b>1.5</b> | <b>8.5</b>  | <b>2</b>  | <b>0</b> | <b>0</b>      | <b>0</b> | <b>0</b> | <b>1</b> | <b>0</b> | <b>0</b> | <b>0</b>   | <b>0</b> | <b>0</b> | <b>0</b> |

## KANCEY'S CAREER STATISTICS

| Year              | Team      | Tackles   |           |           |           |          |            | INT         |          |          |          |          | Fumbles  |          |          | ST Tackles |          |          |          |
|-------------------|-----------|-----------|-----------|-----------|-----------|----------|------------|-------------|----------|----------|----------|----------|----------|----------|----------|------------|----------|----------|----------|
|                   |           | GP        | GS        | T         | S         | A        | Sk         | Yds         | No       | Yds      | Lg       | TD       | PD       | FF       | FR       | Yds        | T        | S        | A        |
| 2023              | Tampa Bay | 14        | 14        | 26        | 19        | 7        | 4.0        | 22.0        | 0        | 0        | 0        | 0        | 1        | 0        | 0        | 0          | 0        | 0        | 0        |
| <b>NFL Totals</b> |           | <b>14</b> | <b>14</b> | <b>26</b> | <b>19</b> | <b>7</b> | <b>4.0</b> | <b>22.0</b> | <b>0</b> | <b>0</b> | <b>0</b> | <b>0</b> | <b>1</b> | <b>0</b> | <b>0</b> | <b>0</b>   | <b>0</b> | <b>0</b> | <b>0</b> |
| <b>Playoffs</b>   |           |           |           |           |           |          |            |             |          |          |          |          |          |          |          |            |          |          |          |
| Year              | Team      | Tackles   |           |           |           |          |            | INT         |          |          |          |          | Fumbles  |          |          | ST Tackles |          |          |          |
|                   |           | GP        | GS        | T         | S         | A        | Sk         | Yds         | No       | Yds      | Lg       | TD       | PD       | FF       | FR       | Yds        | T        | S        | A        |
| 2023              | Tampa Bay | 2         | 2         | 6         | 4         | 2        | 1.5        | 8.5         | 0        | 0        | 0        | 0        | 1        | 0        | 0        | 0          | 0        | 0        | 0        |
| <b>Postseason</b> |           | <b>2</b>  | <b>2</b>  | <b>6</b>  | <b>4</b>  | <b>2</b> | <b>1.5</b> | <b>8.5</b>  | <b>0</b> | <b>0</b> | <b>0</b> | <b>0</b> | <b>1</b> | <b>0</b> | <b>0</b> | <b>0</b>   | <b>0</b> | <b>0</b> | <b>0</b> |

#41  
KO KIEFTTIGHT END  
HT: 6-5 WT: 265  
DOB: 1/20/98  
NFL: 3RD YEAR  
ACQ: D6, 2022  
COLLEGE: MINNESOTA**ACQUIRED BY BUCS:**

- X Selected in the sixth round (217th overall) of the 2022 NFL Draft by the Buccaneers.

**2023 HIGHLIGHTS:**

- X Started at tight end and logged 32 offensive snaps and 20 special teams snaps in the Week 1 victory at Minnesota. Was targeted three times.
- X Appeared on special teams and in a reserve capacity on offense in the Week 2 victory over Chicago, logging 18 offensive snaps and 19 special teams snaps.
- X In Week 3 vs. Philadelphia, appeared on special teams and in a reserve capacity on offense, finishing with 14 special teams snaps and 10 offensive snaps.
- X Appeared in a reserve capacity on offense in the Week 4 victory at New Orleans. Also contributed 19 special teams snaps.
- X Appeared on special teams and in a reserve capacity on offense in Week 6 vs. Detroit, logging 16 special teams snaps and 14 offensive snaps.
- X Appeared on special teams and in a reserve capacity on offense in Week 7 vs. Atlanta, logging 14 special teams snaps and 12 offensive snaps.
- X In Week 8 at Buffalo, appeared on special teams and in a reserve capacity on offense.
- X Appeared on special teams - playing a team-high 27 special teams snaps - and in a reserve capacity on offense in Week 9 at Houston.
- X Appeared primarily on special teams in the Week 10 victory over Tennessee, playing 17 special teams snaps.

- X In Week 11 at San Francisco, appeared on special teams and in a reserve capacity on offense, logging 14 special teams snaps and nine offensive snaps.
- X Appeared on special teams and in a reserve capacity on offense in Week 12 at Indianapolis, finishing with one special teams tackle.
- X In the Week 13 victory over Carolina, appeared on special teams and in a reserve capacity on offense. Recorded one special teams tackle.
- X In the Week 14 victory over Atlanta, appeared on special teams and in a reserve capacity on offense. Logged 23 special teams snaps.
- X Recorded his first reception of the season in the Week 15 victory at Green Bay, bringing in 2-yard touchdown reception. It marked his second career touchdown.
- X Appeared on special teams and in a reserve capacity on offense in the Week 16 win over Jacksonville. Recorded one special teams tackle.
- X Was inactive for Week 17 vs. New Orleans.
- X Appeared in a reserve capacity on offense in the Week 18 victory at Carolina, playing 23-of-65 offensive snaps.
- X Appeared on special teams and in a reserve capacity on offense in the Wild Card round victory over Philadelphia and the Divisional round contest at Detroit.

**COLLEGE:**

- X Appeared in 49 games over five seasons at Minnesota (2017-21), recording 12 receptions for 166 yards and two touchdowns.



- X In his final season with the Golden Gophers in 2021, Kieft blocked for an offense that totaled 4,681 yards and averaged 25.5 points per game, earning him All-Big Ten honorable mention recognition.
- X Set career highs as a fifth-year senior with seven receptions and 101 receiving yards, adding one touchdown.
- X Appeared in four games, making one touchdown reception in 2020 during a condensed season due to the COVID-19 pandemic.
- X Played in 12 games in 2019, blocking for an offense that accumulated its school's third-highest yardage total (5,616) in program history, while throwing for a school record 3,293 passing yards. Minnesota's 443 points scored in 2019 were the second-most in program history.
- X In 2018, Kieft saw time in all 13 games and was part of an offense that eclipsed 20 touchdowns passing and 20 touchdowns rushing in the same season for the first time since 2006.
- X Primarily played on special teams as a redshirt freshman in 2017, making his collegiate debut vs. Buffalo (8/31/17).
- X Redshirted as a true freshman in 2016.

### **PERSONAL:**

- X Attended Sioux Center High School (Sioux Center, Iowa), where he played both quarterback and linebacker.
- X Named all-state as a linebacker by the Des Moines Register.
- X In addition to football, Kieft competed in baseball, track and wrestling.
- X He was ranked as the No. 7 player in the state of Iowa by ESPN and the No. 10 player in Iowa by 247Sports.
- X Son of Jerry and Linda Kieft.

## KIEFT'S GAME-BY-GAME STATISTICS

### 2023

| DATE              | OPP  | NO       | RECEIVING |            |           |          | ATT      | RUSHING  |          |          |          |
|-------------------|------|----------|-----------|------------|-----------|----------|----------|----------|----------|----------|----------|
|                   |      |          | YDS       | AVG        | LG        | TD       |          | YDS      | AVG      | LG       | TD       |
| Sept. 10          | @MIN | 0        | 0         | 0.0        | 0         | 0        | 0        | 0        | -        | -        | 0        |
| Sept. 17          | CHI  | 0        | 0         | 0.0        | 0         | 0        | 0        | 0        | -        | -        | 0        |
| Sept. 25          | PHI  | 0        | 0         | 0.0        | 0         | 0        | 0        | 0        | -        | -        | 0        |
| Oct. 1            | @NO  | 0        | 0         | 0.0        | 0         | 0        | 0        | 0        | -        | -        | 0        |
| Oct. 15           | DET  | 0        | 0         | 0.0        | 0         | 0        | 0        | 0        | -        | -        | 0        |
| Oct. 22           | ATL  | 0        | 0         | 0.0        | 0         | 0        | 0        | 0        | -        | -        | 0        |
| Oct. 26           | @BUF | 0        | 0         | 0.0        | 0         | 0        | 0        | 0        | -        | -        | 0        |
| Nov. 5            | @HOU | 0        | 0         | 0.0        | 0         | 0        | 0        | 0        | -        | -        | 0        |
| Nov. 12           | TEN  | 0        | 0         | 0.0        | 0         | 0        | 0        | 0        | -        | -        | 0        |
| Nov. 19           | @SF  | 0        | 0         | 0.0        | 0         | 0        | 0        | 0        | -        | -        | 0        |
| Nov. 26           | @IND | 0        | 0         | 0.0        | 0         | 0        | 0        | 0        | -        | -        | 0        |
| Dec. 3            | CAR  | 0        | 0         | 0.0        | 0         | 0        | 0        | 0        | -        | -        | 0        |
| Dec. 10           | @ATL | 0        | 0         | 0.0        | 0         | 0        | 0        | 0        | -        | -        | 0        |
| Dec. 17           | @GB  | 1        | 2         | 2.0        | 2t        | 1        | 0        | 0        | -        | -        | 0        |
| Dec. 24           | JAC  | 0        | 0         | 0.0        | 0         | 0        | 0        | 0        | -        | -        | 0        |
| Dec. 31           | NO   |          |           |            |           | Inactive |          |          |          |          |          |
| Jan. 7            | @CAR | 0        | 0         | 0.0        | 0         | 0        | 0        | 0        | -        | -        | 0        |
| <b>TOTALS</b>     |      | <b>1</b> | <b>2</b>  | <b>2.0</b> | <b>2t</b> | <b>1</b> | <b>0</b> | <b>0</b> | <b>-</b> | <b>-</b> | <b>0</b> |
| <b>POSTSEASON</b> |      |          |           |            |           |          |          |          |          |          |          |
| Jan. 15           | PHI  | 0        | 0         | 0.0        | 0         | 0        | 0        | 0        | -        | -        | 0        |
| Jan. 21           | @DET | 0        | 0         | 0.0        | 0         | 0        | 0        | 0        | -        | -        | 0        |
| <b>TOTALS</b>     |      | <b>0</b> | <b>0</b>  | <b>0.0</b> | <b>0</b>  | <b>0</b> | <b>0</b> | <b>0</b> | <b>-</b> | <b>-</b> | <b>0</b> |

## KIEFT'S CAREER STATISTICS

| YEAR              | TEAM      | GP        | GS        | RECEIVING |           |             |           | TD       | RUSHING  |          |          |          |          |
|-------------------|-----------|-----------|-----------|-----------|-----------|-------------|-----------|----------|----------|----------|----------|----------|----------|
|                   |           |           |           | NO        | YDS       | AVG         | LG        |          | ATT      | YDS      | AVG      | LG       | TD       |
| 2022              | Tampa Bay | 17        | 12        | 7         | 80        | 11.4        | 19        | 1        | 0        | 0        | -        | -        | 0        |
| 2023              | Tampa Bay | 16        | 6         | 1         | 2         | 2.0         | 2t        | 1        | 0        | 0        | -        | -        | 0        |
| <b>NFL Totals</b> |           | <b>33</b> | <b>18</b> | <b>8</b>  | <b>82</b> | <b>10.3</b> | <b>19</b> | <b>2</b> | <b>0</b> | <b>0</b> | <b>-</b> | <b>-</b> | <b>0</b> |
| <b>Postseason</b> |           |           |           |           |           |             |           |          |          |          |          |          |          |
| YEAR              | TEAM      | GP        | GS        | Receiving |           |             |           | TD       | Rushing  |          |          |          |          |
|                   |           |           |           | NO        | YDS       | AVG         | LG        |          | ATT      | YDS      | AVG      | LG       | TD       |
| 2022              | Tampa Bay | 1         | 1         | 0         | 0         | 0.0         | 0         | 0        | 0        | 0        | -        | -        | 0        |
| 2023              | Tampa Bay | 2         | 1         | 0         | 0         | 0.0         | 0         | 0        | 0        | 0        | -        | -        | 0        |
| <b>NFL Totals</b> |           | <b>3</b>  | <b>2</b>  | <b>0</b>  | <b>0</b>  | <b>0.0</b>  | <b>0</b>  | <b>0</b> | <b>0</b> | <b>0</b> | <b>-</b> | <b>-</b> | <b>0</b> |

# #69 CODY MAUCH

## OFFENSIVE LINEMAN

HT: 6-6 WT: 303

DOB: 1/15/99

NFL: 2ND YEAR

ACQ: D2, 2023

COLLEGE: NORTH DAKOTA STATE



### ACQUIRED BY BUCS:

- X Selected in the second (48th overall) of the 2023 NFL Draft by the Buccaneers.

### 2023 HIGHLIGHTS:

- X Started at right guard in the Week 1 win at Minnesota, contributing to an offensive line that generated 242 net yards of offense. Tampa Bay's offense outgained Minnesota 147-82 in the second half as the Buccaneers held a 20:03 - 9:57 time of possession advantage.
- X Was credited with an 83.6 pass blocking grade in Week 1, second-highest among Buccaneers and 10th-highest among all NFL guards in Week 1.
- X Started at right guard in the Week 2 victory over Chicago, contributing to an offensive line that helped generate 437 net yards of offense. Tampa Bay's 437 yards in Week 2 marked the fifth-highest output by any team through the first two weeks of the season.
- X Started at right guard in Week 3 vs. Philadelphia, playing all 44 offensive snaps.
- X Started at right guard in the Week 4 victory at New Orleans, playing all 71 offensive snaps and contributing to an offense that scored 26 points and snapped New Orleans' streak of 11 straight games allowing 20-or-fewer points.
- X Started at right guard in Week 6 vs. Detroit and played all 56 offensive snaps.
- X Started at right guard in Week 7 vs. Atlanta and played all 73 offensive snaps.
- X In Week 8 at Buffalo, started at right guard and played all 68 offensive snaps.

- X Started at right guard in Week 9 at Houston, playing all 66 offensive snaps and contributing to an offense that generated 332 net yards of offense.
- X In the Week 10 victory over Tennessee, started at right guard and played all 65 offensive snaps, contributing to an offensive line that helped produce 340 net yards of offense.
- X Started at right guard and played all 71 offensive snaps in Week 11 at San Francisco.
- X In Week 12 at Indianapolis, started at right guard and played all 60 offensive snaps.
- X Started at right guard in the Week 13 victory over Carolina, playing all 62 offensive snaps and contributing to an offensive line that generated a then-season-high 128 rushing yards.
- X Started at right guard in the Week 14 win in Atlanta, playing all 68 offensive snaps and contributing to an offensive line that generated a then-season-high 148 rushing yards. It marked the third consecutive game in which Tampa Bay produced a season-high in rushing yards.
- X In the Week 15 victory at Green Bay, started at right guard, playing all 62 offensive snaps and contributing to an offensive line that helped produce a then-season-high 452 net yards of offense.
- X In the Week 16 win over Jacksonville, started at right guard, playing all 74 offensive snaps and contributing to an offensive line that produced 335 net yards of offense and held a season-high 37:07 - 22:53 time of possession advantage.
- X Played all 56 offensive snaps at right guard in Week 17 vs. New Orleans,

contributing to an offensive line that helped produce 7.0 yards per play.

- X In the division-clinching Week 18 victory at Carolina, played all 65 offensive snaps at center and contributed to an offensive line that helped produce over 100 rushing yards in a game for the sixth time in 2023.
- X In the Wild Card round victory over Philadelphia, started at right guard, contributing to an offense that helped produce the largest yardage differential in a playoff game in team history (+150).
- X In the Divisional round contest at Detroit, started at right guard and contributed to an offense that generated 408 net yards of offense – the third-highest single-game mark in club postseason history.

### COLLEGE:

- X Participated in the 2023 Reese's Senior Bowl.
- X Was named the 2022 FCS Offensive Lineman of the Year.
- X Was a consensus FCS All-American following his super senior season in 2022 and was a second-team FCS All-American as a senior in 2021.
- X Was named first-team All-MVFC in 2022 and 2021, and was second-team All-MVFC in 2020.
- X Among players with at least 100 blocking snaps in 2022, Mauch's 93.5 Pro Football Focus grade led all college football players. His 93.0 run blocking grade also led the country.
- X As a super senior in 2022, started all 15 games at left tackle for an NDSU team that went 12-3 and reached the FCS Championship game, ranked fourth nationally with 265.7 rushing yards per game and fifth in sacks allowed.
- X As a senior in 2021, started all 15 games at left tackle, contributing to an offensive line that produced the

second-ranked rushing attack in the FCS at 280.6 yards per game.

- X As a junior in 2020, started 10 games for the Bison between right tackle (two starts) and left tackle (eight starts). Contributed to an offensive line that ranked fourth in the FCS in sacks allowed and produced nearly 200 rushing yards per game at 4.8 yards per carry with a league-high 13 rushing touchdowns.

### PERSONAL:

- X Attended Hankinson High School (Hankinson, N.D.)
- X Played tight end, quarterback and defensive end in high school.
- X Had his two front teeth knocked out while playing basketball in seventh grade.
- X One of eight children in the family. Has four sisters and three brothers.
- X Graduated with a degree in agricultural and biosystems engineering.



## MAUCH'S CAREER STATISTICS

**Games/Starts:** 2023: 17/17 (P: 2/2)  
**Career Totals:** 17/17 (P: 2/2)

# #6

## BAKER MAYFIELD

QUARTERBACK

HT: 6-1 WT: 215

DOB: 2/14/95

NFL: 7TH YEAR

ACQ: UFA (LAR), 2023

COLLEGE: OKLAHOMA



### TRANSACTIONS:

- X Originally selected by the Cleveland Browns in the first round (1st overall) of the 2018 NFL Draft.
- X Traded by the Cleveland Browns to the Carolina Panthers on July 12, 2022.
- X Cut by the Carolina Panthers on Dec. 5, 2022.
- X Claimed on waivers by the Los Angeles Rams on Dec. 6, 2022.
- X Signed with the Tampa Bay Buccaneers as an unrestricted free agent on March 16, 2023.

### AWARDS & ACCOLADES:

- X 2023 Pro Bowl Selection
- X 2023 Pro Bowl Games Offensive MVP
- X 2023 PFWA Most Improved Player
- X 2x FedEx Air Player of the Week (Week 13, 2020; Week 15, 2023)
- X 2x AFC Offensive Player of the Week (Week 16, 2018; Week 7, 2020)
- X 2x NFC Offensive Player of the Week (Week 14, 2022; Week 15, 2023)
- X NFL Rookie of the Month (November 2018)
- X 6x Pepsi NFL Rookie of the Week (2018 Weeks 3, 7, 9, 12, 14, 17)
- X 2018 PFWA Rookie of the Year
- X 2018 NFL All-Rookie Team

### CAREER HIGHLIGHTS:

- X Has started 86-of-89 games between the Cleveland Browns, Carolina Panthers, Los Angeles Rams and Tampa

Bay Buccaneers, completing 1,750-of-2,825 (61.9%) passes for 20,332 yards, 130 touchdowns and 74 interceptions, good for a passer rating of 88.1. Also added 251 rushing attempts for 823 yards and seven rushing touchdowns, plus one reception for 17 yards.

- X Has appeared in four career playoff games, completing 92-of-148 passes (62.2%) for 1,153 yards, 10 touchdowns and three interceptions, good for a passer rating of 100.4.
- X In 2020, led the Cleveland Browns to their first playoff appearance since 2002 and their first playoff victory in 26 years.
- X In 2018, led all rookies in passing yards (3,725), passing touchdowns (27), completion percentage (63.8) and passer rating (93.7).
- X Set NFL rookie record with 27 passing touchdowns in 2018.
- X Became the third player in NFL history to record at least 3,500 passing yards and 20-or-more touchdowns in each of their first three seasons, joining Peyton Manning (1998-2000) and Andrew Luck (2012-14).
- X Owns the second-longest streak of consecutive games with a passing touchdown to begin a career, having done so in his first 17 career games. He trails only Kurt Warner (23; 1999-2000).
- X Recorded 75 passing touchdowns and 11,115 passing yards in his first three seasons, good for seventh-most and

FRONT OFFICE

VETERANS

2023 REVIEW

HISTORY

RECORDS

SIDELINES



10th-most in NFL history, respectively, over a player's first three seasons.

- X Became the first visiting quarterback in the history of Lambeau Field to earn a perfect 158.3 passer rating (12/17/23).

### 2023 HIGHLIGHTS:

- X Established a career high in pass completions (364), passing yards (4,044), passing touchdowns (28), and completion percentage (64.3%) in 2023.
- X Ranked among franchise single-season leaders in passing touchdowns (28, fourth); pass completions (364, fifth), touchdown-to-interception ratio (2.8, sixth); passer rating (94.6, seventh); passing yards (4,044, seventh); and completion percentage (64.3, eighth).
- X Was one-of-two players in 2023 with 28-or-more passing touchdowns and 10-or-fewer interceptions, joining Dallas Cowboys quarterback Dak Prescott.
- X In 2023, Mayfield became the second player in team history to throw for 4,000+ passing yards, 25+ touchdowns and 10-or-fewer interceptions, joining Tom Brady in 2022.
- X Ranked among single-season postseason franchise leaders in 2023 in passer rating (106.3, first); yards per pass attempt (8.9, first); passing yards (686, second); passing touchdowns (6, second); and completions (48, fourth).
- X Became the first quarterback in team history to record a postseason game with 300+ passing yards and three-or-more touchdowns, accomplishing the feat in both 2023 playoff contests.
- X Was named a team captain for the 2023 season.
- X Made his Buccaneers debut in the Week 1 victory at Minnesota, completing 21-of-34 passes for 173

yards and two touchdowns to earn a 94.4 passer rating.

- X Became the 10th Buccaneers quarterback to win in his first start with the team, and the second to do so in a Week 1 matchup, joining Brad Johnson.
- X According to Pro Football Focus, was Tampa Bay's highest graded offensive player in Week 1, earning an 80.8 overall grade. His 80.8 grade was the fifth-highest among all NFL quarterbacks in Week 1.
- X Was one of just four quarterbacks in Week 1 to throw multiple touchdowns and zero interceptions.
- X In the Week 2 victory over Chicago, completed 26-of-34 passes (76.5%) for 317 yards, one touchdown and zero interceptions for a passer rating of 114.5.
- X Through two weeks, Mayfield had completed 47-of-68 passes (69.1%) for 490 yards, three touchdowns and zero interceptions for a passer rating of 104.4 His 104.4 passer rating ranked fifth in the NFL across two weeks and marked his highest through the first two weeks of a season in his career, surpassing the previous high of 101.9 in 2021.
- X Mayfield's 76.5 completion percentage in Week 2 was his highest in any game with 33-or-more pass attempts in his career.
- X In Week 2, Mayfield went 12-of-13 (92.3%) for 141 yards and one touchdown, good for a passer rating of 137.5. Through the first two weeks of the season, Mayfield went 20-for-23 (87%) for 201 yards and two touchdowns on third down, good for a passer rating of 132.1 which was the



second-highest in the NFL through two weeks.


- X According to Next Gen Stats, Mayfield finished 14-for-17 for 223 yards and one touchdown under pressure in Week 2, tied for the most passing yards under pressure in a game since the start of the 2020 season. The Bears pressured Mayfield 17 times without recording a sack, tied for the 6th-most pressures without a sack since the start of the 2022 season at the time.
- X Following Tampa Bay's Week 2 victory over Chicago, Mayfield became the first Buccaneers quarterback since Shaun King in 2000 to start a season 2-0 with no interceptions.
- X In Week 3 vs. Philadelphia, completed 15-of-25 passes (60%) for 146 yards, one touchdown and one interception for a passer rating of 73.1.
- X Through three weeks, Mayfield's passer rating of 96.0 ranked 11th in the NFL and sixth in the NFC.
- X In the Week 4 victory at New Orleans, he completed 25-of-32 passes (78.1%) for 246 yards and a then-season-high 3 touchdowns, good for a passer rating of 116.9.
- X Through four games, Mayfield's 101.5 passer rating marked his best start to a season since 2020 when he recorded a 93.7 passer rating through the first four games.
- X Through five weeks, Mayfield's 101.5 passer rating ranked eighth in the NFL and fourth in the NFC, while his 69.6% completion rate ranked seventh in the NFL and third in the NFC.
- X In Week 6 vs. Detroit, completed 19-of-37 passes for 206 yards.
- X In Week 7 vs. Atlanta, completed 27-of-42 passes (64.3%) for 275 yards, one touchdown and one interception for a passer rating of 81.0. Added three carries for 32 yards, including a 31-yard rush in the fourth quarter.
- X Mayfield's 31-yard rush in Week 7 marked the second-longest carry of his career, trailing only a 35-yard attempt in 2018 when he was a rookie.
- X In Week 8 at Buffalo, completed 25-of-42 passes for 237 yards and two



touchdowns, good for a passer rating of 91.1.

- X Through seven games, Mayfield had recorded a passer rating of 90-or-higher in four of them – tied for the seventh-most such games by a quarterback at the time.
- X In Week 9 at Houston, completed 21-of-30 passes for 265 yards and two touchdowns for a passer rating of 119.4.
- X Mayfield's 119.4 passer rating in Week 9 was a then-season high and his highest since Dec. 25, 2022 against the Denver Broncos (with the L.A. Rams).
- X Through the first nine weeks of the season, Mayfield had recorded a passer rating of 90.0 or higher in five of eight games, tied for the seventh-most such games for a quarterback at the time.
- X In the Week 10 victory over Tennessee, completed 18-of-29 passes for 278 yards, two touchdowns and one interception, good for a passer rating of 102.4.
- X Mayfield's Week 10 performance marked his second consecutive game with a passer rating of 100.0-or-higher, and the fourth such occurrence in the 2023 season.
- X In Week 11 at San Francisco, completed a then-season-high 29-of-45 passes for 246 yards and one touchdown.
- X Mayfield's touchdown pass in Week 11 marked his 15th of the season, giving him five seasons since 2018 with 15-or-more passing touchdowns, which are tied for the fifth-most in the NFL over that span.
- X Through 11 Weeks, Mayfield's 2.5 touchdown-to-interception ratio ranked eighth in the NFL.

- X In Week 12 at Indianapolis, competed 20-of-30 pass attempts for 199 yards and two touchdowns with one interception, earning a passer rating of 93.6.
- X In the Week 13 victory over Carolina, completed 14-of-29 passes for 202 yards and one touchdown.
- X In the Week 14 victory over Atlanta, accounted for three total touchdowns by completing 14-of-29 passes for 144 yards and two passing touchdowns while adding three carries for three yards and one rushing touchdown.
- X Mayfield's rushing touchdown in Week 14 was his first with Tampa Bay and the seventh of his career.
- X Mayfield eclipsed 20 passing touchdowns on the season in Week 14, marking his fourth season with 20-or-more passing touchdowns.
- X Earned a perfect 158.3 passer rating in the Week 15 victory at Green Bay, completing 22-of-38 passes for 381 yards and four touchdowns, with no interceptions. He became the first visiting player to record a perfect passer rating at Lambeau Field in NFL history. It was Mayfield's first career performance with a perfect passer rating.
- X Per the Elias Sports Bureau, Mayfield became the third player in league history with 375+ passing yards, 4+ touchdown passes and a 158.3 passer rating in a road game, joining Nick Foles (11/3/13 at Oakland) and Ken O'Brien (11/2/86 at Seattle).
- X Mayfield's Week 15 performance marked just the fifth game of the 2023 season in which a player pass for 375+ yards and threw for 4+ touchdowns.
- X Mayfield's 13.61 yards per attempt in Week 15 marked the then-second-highest mark by any quarterback in a game in the 2023 season.
- X In Week 15, Mayfield became the second player in franchise history to record a perfect passer rating on 25-or-more pass attempts, joining Tom Brady in Week 16 of the 2020 season at Detroit.
- X According to Pro Football Focus, Mayfield was the highest-graded quarterback in the league in Week 15, earning a 91.1 overall grade.
- X Through 15 weeks, Mayfield ranked ninth in the NFL with a 94.7 passer rating.
- X In the Week 16 win over Jacksonville, completed 26-of-35 passes (74.3%) for 283 yards and two touchdowns to zero interceptions, earning a passer rating of 116.7.
- X Over Tampa Bay's four-game winning streak from Weeks 13-16, Mayfield completed 67-of-121 passes (62.8%) for 1,010 yards and nine touchdowns compared to one interception, good for a passer rating of 110.6. Mayfield's 110.6 rating across the four games is his sixth-highest mark across any four-game span over the course of his career.
- X Through 16 weeks, Mayfield had thrown 26 touchdowns compared to eight interceptions, making him the second player in franchise history to throw 25+ touchdown passes in their first season with Tampa Bay (also, Tom Brady).
- X Through 16 weeks, Mayfield was one of three quarterbacks with 25+ passing touchdowns and eight-or-fewer interceptions, along with Dallas' Dak Prescott and Denver's Russell Wilson.
- X Through 16 weeks, Mayfield ranked ninth in the NFL with a 96.2 passer rating, and was tied for sixth with 26 passing touchdowns.
- X In Week 17 vs. New Orleans, he completed 22-of-33 passes (66.7%) for 309 yards and two touchdowns with two interceptions to earn a 91.6 passer rating. It marked his 10th game with a passer rating of 90-or-higher in 2023,







joining Tom Brady as the only players in franchise history with 10-or-more such games in a single season.

- X In Week 17, Mayfield established new single-season career highs in passing yards (3,908) and passing touchdowns (28). His 28 touchdowns on the year surpassed Josh Freeman (27) and tied Jameis Winston (28 in 2016) for the fourth-most passing touchdowns in a single season in team history.
- X Through 17 weeks, Mayfield was tied for third in the NFL in passing touchdowns with 28.
- X In the Week 18 victory at Carolina, he completed 20-of-32 passes for 137 yards and no turnovers.
- X Mayfield finished the 2023 regular season with career highs in passing yards (4,044), passing touchdowns (28) and completion percentage (64.3%). He joined Tom Brady (2022) as the only quarterbacks in franchise history to record a season with 4,000+ passing yards, 25+ passing touchdowns and 10-or-fewer interceptions.
- X In the Wild Card round victory over Philadelphia, completed 22-of-36 passes (61.1%) for 337 yards, three touchdowns and zero interceptions to earn a 119.8 passer rating. He became the first quarterback in club history to throw for 300-or-more yards and three-or-more passing touchdowns in a postseason contest.
- X Mayfield's 119.8 passer rating in the Wild Card round against Philadelphia

was the second-highest mark in a postseason game in club history, trailing only Tom Brady's 125.8 mark in Super Bowl LV.

- X Mayfield's three passing touchdowns in the Wild Card round were tied for the most in a playoff game in club history, while his 337 passing yards were the third-most in a single game in club postseason history.
- X In the Divisional round contest at Detroit, completed 26-of-41 passes (61.4%) for 349 yards, three touchdowns and two interceptions to earn a passer rating of 94.5. His 349 passing yards represented the third-highest single-game total in Tampa Bay postseason history, with hsi three touchdowns ranking tied for the most by a Tampa Bay quarterback in club postseason history.
- X Mayfield's 106.3 passer rating across his two postseason games with Tampa Bay is the highest postseason passer rating by any player in franchise history.
- X Mayfield's six postseason touchdowns with Tampa Bay rank second-most in club history. His two postseason games with three-or-more passing touchdowns are tied with Tom Brady for the most such games in franchise history.

### COLLEGE:

- X Appeared in 48 career games between Texas Tech (2013) and the University of Oklahoma (2015-17), completing 1,026-of-1,497 passes (68.5%) for 14,607 yards and 131 touchdowns. Also added 404 carries for 1,083 yards and 21 rushing touchdowns.
- X Walked on at Texas Tech in 2013 as a true freshman and was named Big 12 Offensive Freshman of the Year.
- X Won the 2017 Heisman Trophy Award after completing 285-of-404 (70.5%) passes for 4,627 yards and 43 touchdowns for Oklahoma. Also contributed 97 rushing attempts for 311 yards and five rushing touchdowns.
- X Finished his collegiate career ranked second in FBS history in passing efficiency rating (175.4), third in yards

per attempt (9.7), tied for fourth in touchdown passes (131), fifth in total offense (15,690 yards) and seventh in passing yards (14,607).

- X Set an FBS record for consecutive games with multiple touchdown passes (27).

### PERSONAL:

- X Is married to Emily Mayfield.
- X Earned a degree in communications from Oklahoma.
- X His father, James, played football at the University of Houston

## MAYFIELD'S GAME-BY-GAME STATISTICS

| 2023              |      | PASSING    |            |             |              |            |           |           |            |               |              |
|-------------------|------|------------|------------|-------------|--------------|------------|-----------|-----------|------------|---------------|--------------|
| DATE              | OPP  | ATT        | CMP        | PCT         | YDS          | YDS/ATT    | TD        | INT       | LG         | SK-YDS        | RTG          |
| Sept. 10          | @MIN | 34         | 21         | 61.8        | 173          | 5.1        | 2         | 0         | 28t        | 1-4           | 94.4         |
| Sept. 17          | CHI  | 34         | 26         | 76.5        | 317          | 9.3        | 1         | 0         | 70         | 0-0           | 114.5        |
| Sept. 25          | PHI  | 25         | 15         | 60.0        | 146          | 5.8        | 1         | 1         | 24         | 2-13          | 73.1         |
| Oct. 1            | @NO  | 32         | 25         | 78.1        | 246          | 7.7        | 3         | 1         | 42         | 1-7           | 116.9        |
| Oct. 15           | DET  | 37         | 19         | 51.4        | 206          | 5.6        | 0         | 1         | 26         | 1-1           | 56.8         |
| Oct. 22           | ATL  | 42         | 27         | 64.3        | 275          | 6.6        | 1         | 1         | 40t        | 3-19          | 81.0         |
| Oct. 26           | @BUF | 42         | 25         | 59.5        | 237          | 5.6        | 2         | 0         | 31         | 3-13          | 91.1         |
| Nov. 5            | @HOU | 30         | 21         | 70.0        | 265          | 8.8        | 2         | 0         | 53         | 2-14          | 119.4        |
| Nov. 12           | TEN  | 29         | 18         | 62.1        | 278          | 9.6        | 2         | 1         | 43t        | 3-15          | 102.4        |
| Nov. 19           | @SF  | 45         | 29         | 64.4        | 246          | 5.5        | 1         | 1         | 41         | 4-25          | 76.7         |
| Nov. 26           | @IND | 30         | 20         | 66.7        | 199          | 6.6        | 2         | 1         | 24         | 6-26          | 93.6         |
| Dec. 3            | CAR  | 29         | 14         | 48.3        | 202          | 7.0        | 1         | 1         | 75t        | 1-8           | 68.5         |
| Dec. 10           | @ATL | 29         | 14         | 48.3        | 144          | 5.0        | 2         | 0         | 32         | 1-2           | 86.0         |
| Dec. 17           | @GB  | 28         | 22         | 78.6        | 381          | 13.6       | 4         | 0         | 52t        | 5-28          | 158.3        |
| Dec. 24           | JAC  | 35         | 26         | 74.3        | 283          | 8.0        | 2         | 0         | 25         | 2-18          | 116.7        |
| Dec. 31           | NO   | 33         | 22         | 66.7        | 309          | 9.4        | 2         | 2         | 54         | 2-17          | 91.6         |
| Jan. 7            | @CAR | 32         | 20         | 62.5        | 137          | 4.3        | 0         | 0         | 20         | 3-22          | 72.0         |
| <b>TOTALS</b>     |      | <b>566</b> | <b>364</b> | <b>64.3</b> | <b>4,044</b> | <b>7.1</b> | <b>28</b> | <b>10</b> | <b>75t</b> | <b>40-232</b> | <b>94.6</b>  |
| <b>POSTSEASON</b> |      |            |            |             |              |            |           |           |            |               |              |
| Jan. 15           | PHI  | 36         | 22         | 61.1        | 337          | 9.4        | 3         | 0         | 56t        | 4-30          | 119.8        |
| Jan. 21           | @DET | 41         | 26         | 63.4        | 349          | 8.5        | 3         | 2         | 29         | 4-30          | 94.5         |
| <b>TOTALS</b>     |      | <b>77</b>  | <b>48</b>  | <b>62.3</b> | <b>686</b>   | <b>8.9</b> | <b>6</b>  | <b>2</b>  | <b>56t</b> | <b>8-60</b>   | <b>106.3</b> |

## MAYFIELD'S CAREER STATISTICS

| Year              | Team      | Passing   |           |              |              |             |               |            |            |           |            |            |              |              |
|-------------------|-----------|-----------|-----------|--------------|--------------|-------------|---------------|------------|------------|-----------|------------|------------|--------------|--------------|
|                   |           | GP        | GS        | Att          | Cmp          | Pct         | Yds           | Y/A        | TD         | Int       | Lg         | Sk         | Yds Lst      | RTG          |
| 2018              | Cleveland | 14        | 13        | 486          | 310          | 63.8        | 3,725         | 7.7        | 27         | 14        | 71         | 25         | 173          | 93.7         |
| 2019              | Cleveland | 16        | 16        | 534          | 317          | 59.4        | 3,827         | 7.2        | 22         | 21        | 89t        | 40         | 285          | 78.8         |
| 2020              | Cleveland | 16        | 16        | 486          | 305          | 62.8        | 3,563         | 7.3        | 26         | 8         | 75t        | 26         | 162          | 95.9         |
| 2021              | Cleveland | 14        | 14        | 335          | 201          | 60.5        | 3,010         | 7.2        | 17         | 13        | 71t        | 43         | 269          | 83.1         |
| 2022              | Carolina  | 7         | 6         | 206          | 119          | 57.8        | 1,313         | 6.4        | 6          | 6         | 75t        | 19         | 126          | 74.4         |
| 2022              | L.A. Rams | 5         | 4         | 129          | 82           | 63.6        | 850           | 6.6        | 4          | 2         | 39         | 17         | 91           | 86.4         |
| 2022              | TOTAL     | 12        | 10        | 335          | 201          | 60.0        | 2,163         | 6.5        | 10         | 8         | 75t        | 36         | 217          | 79.0         |
| 2023              | Tampa Bay | 17        | 17        | 566          | 364          | 64.3        | 4,044         | 7.1        | 28         | 10        | 75t        | 40         | 232          | 94.6         |
| <b>NFL Totals</b> |           | <b>89</b> | <b>86</b> | <b>2,825</b> | <b>1,750</b> | <b>61.9</b> | <b>20,332</b> | <b>7.2</b> | <b>130</b> | <b>74</b> | <b>89t</b> | <b>210</b> | <b>1,338</b> | <b>88.1</b>  |
| <b>Postseason</b> |           |           |           |              |              |             |               |            |            |           |            |            |              |              |
| Year              | Team      | GP        | GS        | Att          | Cmp          | Pct         | Yds           | Y/A        | TD         | Int       | Lg         | Sk         | Yds Lst      | RTG          |
| 2020              | Cleveland | 2         | 2         | 71           | 44           | 62.0        | 467           | 6.6        | 4          | 1         | 40t        | 1          | 8            | 94.0         |
| 2023              | Tampa Bay | 2         | 2         | 77           | 48           | 62.3        | 686           | 8.5        | 6          | 2         | 56t        | 8          | 60           | 106.3        |
| <b>NFL Totals</b> |           | <b>4</b>  | <b>4</b>  | <b>148</b>   | <b>92</b>    | <b>62.2</b> | <b>1,153</b>  | <b>7.8</b> | <b>10</b>  | <b>3</b>  | <b>56t</b> | <b>9</b>   | <b>68</b>    | <b>100.4</b> |

### SINGLE-GAME HIGHS

- Pass Attempts:** 53, at N.Y. Jets, 12/27/20 (w/Cleveland)
- Pass Completions:** 30, vs. Kansas City, 11/4/18 (w/Cleveland)
- Completion Percentage:** 90.5, vs. Houston, 9/19/21 (w/Cleveland)
- Passing Yards:** 397, at Houston, 12/2/18 (w/Cleveland)
- Touchdowns:** 5, at Cincinnati, 10/25/20 (w/Cleveland)
- Quarterback Rating:** 158.3, at Green Bay, 12/17/23 (min. 14 attempts)
- Long Pass:** 89-yard touchdown, at N.Y. Jets, 9/16/19 (w/Cleveland)

# #27

## ZYON MCCOLLUM

**CORNERBACK**

**HT:** 6-2 **WT:** 199

**DOB:** 5/3/99

**NFL:** 3RD YEAR

**ACQ:** D5, 2022

**COLLEGE:** SAM HOUSTON STATE



### ACQUIRED BY BUCS:

- X Selected in the fifth round (157th overall) of the 2022 NFL Draft by the Buccaneers.

### 2023 HIGHLIGHTS:

- X Logged a team-high-tying 23 special teams snaps in the Week 1 victory at Minnesota, finishing with a team-high two special teams tackles.
- X Started at corner in the Week 2 victory over Chicago, playing all 53 defensive snaps and finishing with three tackles and one pass defended. According to Pro Football Focus, was Tampa Bay's third-highest graded defender.
- X Started at corner in Week 3 vs. Philadelphia and played all 78 defensive snaps. Finished with a then-career-high six tackles and one pass defended.
- X In the Week 4 victory at New Orleans, started at cornerback and played all 65 defensive snaps. Finished with four tackles and one pass defended.
- X Appeared on special teams and in a reserve capacity on defense, logging a team-high-tying 21 special teams snaps and two snaps defensively. Finished with one tackle.
- X In Week 7 vs. Atlanta, appeared on special teams and in a reserve capacity on defense, finishing with a team-high-tying 18 special teams snaps and nine defensive snaps. Recorded one tackle.
- X Played a team-high-tying 21 defensive snaps in Week 8 at Buffalo.
- X In Week 9 at Houston, played 62-of-72 defensive snaps and finished with six tackles and one pass defended.
- X Started at cornerback in the Week 10 victory over Tennessee, playing all 63 defensive snaps and finishing with five

tackles and one pass defended. Was targeted eight times, yield just three receptions for 28 yards.

- X In Week 11 at San Francisco, played 29-of-60 defensive snaps and finished with one tackle.
- X Started at cornerback and played 72-of-73 defensive snaps in Week 12 at Indianapolis, finishing with a then-career-high nine tackles (one for loss).
- X In the Week 13 victory over Carolina, started at cornerback and finished with four tackles.
- X Started at cornerback and played all 72 defensive snaps in the Week 14 victory over Atlanta, finishing with a then-career-high-tying nine tackles, a then-career-high two passes defended and his first career forced fumble.
- X In the Week 15 victory at Green Bay, started at cornerback and played all 60 defensive snaps, finishing with two tackles and one pass defended. Also added one special teams tackle.
- X Played 59-of-66 defensive snaps in the Week 16 win against Jacksonville, logging four tackles, one forced fumble and one pass defended. It marked his third consecutive game with a pass defended, tying the then-longest stretch of his career.
- X Started at cornerback in Week 17 vs. New Orleans, playing all 70 defensive snaps and finishing with seven tackles.
- X In the Week 18 victory at Carolina, appeared on special teams and in a reserve capacity on offense, playing 17-of-52 defensive snaps and logging two tackles. Contributed to a defense that recorded Tampa Bay's first shutout since Nov. 21, 2010 at San Francisco.

FRONT OFFICE

VETERANS

2023 REVIEW

HISTORY

RECORDS

SIDELINES



- X In the Wild Card round victory over Philadelphia, played both cornerback and safety and collected three tackles. Contributed to a defense that helped achieve the largest yardage differential in a postseason game in franchise history (+150).
- X In the Divisional round contest at Detroit, played 44-of-73 defensive snaps and logged six tackles.

### COLLEGE:

- X Played in 56 games, making 52 starts, over five seasons at Sam Houston State (2017-21), recording 145 tackles (10 for loss), 54 passes defended, 13 interceptions and six forced fumbles over his collegiate career.
- X Named third-team All-America by the Associated Press in his senior season in 2021, in addition to being named second-team All-America by Phil Steele and first-team All-WAC.
- X Invited to play in the Reese's Senior Bowl and the East West Shrine Bowl.
- X During his fifth and final season in 2021, McCollum produced 50 tackles, eight passes defended, three interceptions and one blocked kick.
- X Earned first-team All-Southland honors in his true senior season (2020/21), appearing in 10 games and recording 46 tackles, seven passes defended, two forced fumbles and one interception.
- X Received second-team All-Southland recognition in 2019, posting 23 tackles, 11 passes defended, three interceptions and two forced fumbles in nine games played.
- X Garnered first-team All-Southland honors in just his second season at Sam Houston State (2018), starting all

11 games and finishing the season with 44 tackles, 11 passes defended, three interceptions and two forced fumbles.

- X Played in 14 games as a true freshman, starting 10, intercepting three passes to become the first Sam Houston freshman with three-or-more picks in a season since 1973. McCollum added 42 tackles, a career-best 17 passes defended and 1.0 sack.

### PERSONAL:

- X Attended Ball High School (Galveston, Texas), where he was a team captain, team MVP and all-county performer. Ball High School is also the alma mater of Tampa Bay's all-time leading receiver, Mike Evans.
- X Has an identical twin brother, Tristin, who plays safety for the Philadelphia Eagles.



## MCCOLLUM'S GAME-BY-GAME STATISTICS

| 2023              |      | TACKLES   |           |           |          |            |            |          | INTERCEPTIONS |          |          |          |          | FUMBLES  |          |          | ST TACKLES |          |          |
|-------------------|------|-----------|-----------|-----------|----------|------------|------------|----------|---------------|----------|----------|----------|----------|----------|----------|----------|------------|----------|----------|
| DATE              | OPP  | T         | S         | A         | TFL      | SK         | YDS        | QH       | NO            | YDS      | LG       | TD       | PD       | FF       | FR       | YDS      | T          | S        | A        |
| Sept. 10          | @MIN | 0         | 0         | 0         | 0        | 0.0        | 0.0        | 0        | 0             | 0        | 0        | 0        | 0        | 0        | 0        | 0        | 2          | 2        | 0        |
| Sept. 17          | CHI  | 3         | 2         | 1         | 0        | 0.0        | 0.0        | 0        | 0             | 0        | 0        | 0        | 1        | 0        | 0        | 0        | 0          | 0        | 0        |
| Sept. 25          | PHI  | 6         | 4         | 2         | 0        | 0.0        | 0.0        | 0        | 0             | 0        | 0        | 0        | 1        | 0        | 0        | 0        | 0          | 0        | 0        |
| Oct. 1            | @NO  | 4         | 4         | 0         | 0        | 0.0        | 0.0        | 0        | 0             | 0        | 0        | 0        | 1        | 0        | 0        | 0        | 0          | 0        | 0        |
| Oct. 15           | DET  | 1         | 1         | 0         | 0        | 0.0        | 0.0        | 0        | 0             | 0        | 0        | 0        | 0        | 0        | 0        | 0        | 0          | 0        | 0        |
| Oct. 22           | ATL  | 1         | 0         | 1         | 0        | 0.0        | 0.0        | 0        | 0             | 0        | 0        | 0        | 0        | 0        | 0        | 0        | 0          | 0        | 0        |
| Oct. 26           | @BUF | 0         | 0         | 0         | 0        | 0.0        | 0.0        | 0        | 0             | 0        | 0        | 0        | 0        | 0        | 0        | 0        | 0          | 0        | 0        |
| Nov. 5            | @HOU | 6         | 5         | 1         | 0        | 0.0        | 0.0        | 0        | 0             | 0        | 0        | 0        | 1        | 0        | 0        | 0        | 0          | 0        | 0        |
| Nov. 12           | TEN  | 5         | 3         | 2         | 0        | 0.0        | 0.0        | 0        | 0             | 0        | 0        | 0        | 1        | 0        | 0        | 0        | 0          | 0        | 0        |
| Nov. 19           | @SF  | 1         | 1         | 0         | 0        | 0.0        | 0.0        | 0        | 0             | 0        | 0        | 0        | 0        | 0        | 0        | 0        | 0          | 0        | 0        |
| Nov. 26           | @IND | 9         | 6         | 3         | 1        | 0.0        | 0.0        | 0        | 0             | 0        | 0        | 0        | 0        | 0        | 0        | 0        | 0          | 0        | 0        |
| Dec. 3            | CAR  | 4         | 3         | 1         | 0        | 0.0        | 0.0        | 0        | 0             | 0        | 0        | 0        | 0        | 0        | 0        | 0        | 0          | 0        | 0        |
| Dec. 10           | @ATL | 9         | 6         | 3         | 0        | 0.0        | 0.0        | 0        | 0             | 0        | 0        | 0        | 2        | 1        | 0        | 0        | 0          | 0        | 0        |
| Dec. 17           | @GB  | 2         | 1         | 1         | 0        | 0.0        | 0.0        | 0        | 0             | 0        | 0        | 0        | 1        | 0        | 0        | 0        | 1          | 1        | 0        |
| Dec. 24           | JAC  | 4         | 2         | 2         | 0        | 0.0        | 0.0        | 0        | 0             | 0        | 0        | 0        | 1        | 1        | 0        | 0        | 0          | 0        | 0        |
| Dec. 31           | NO   | 7         | 5         | 2         | 0        | 0.0        | 0.0        | 0        | 0             | 0        | 0        | 0        | 0        | 0        | 0        | 0        | 0          | 0        | 0        |
| Jan. 7            | @CAR | 2         | 2         | 0         | 0        | 0.0        | 0.0        | 0        | 0             | 0        | 0        | 0        | 0        | 0        | 0        | 0        | 1          | 1        | 0        |
| <b>TOTALS</b>     |      | <b>64</b> | <b>45</b> | <b>19</b> | <b>0</b> | <b>0.0</b> | <b>0.0</b> | <b>0</b> | <b>0</b>      | <b>0</b> | <b>0</b> | <b>0</b> | <b>9</b> | <b>2</b> | <b>0</b> | <b>0</b> | <b>4</b>   | <b>4</b> | <b>0</b> |
| <b>POSTSEASON</b> |      |           |           |           |          |            |            |          |               |          |          |          |          |          |          |          |            |          |          |
| Jan. 15           | PHI  | 3         | 3         | 0         | 0        | 0.0        | 0.0        | 0        | 0             | 0        | 0        | 0        | 0        | 0        | 0        | 0        | 0          | 0        | 0        |
| Jan. 21           | @DET | 6         | 5         | 1         | 0        | 0.0        | 0.0        | 0        | 0             | 0        | 0        | 0        | 0        | 0        | 0        | 0        | 0          | 0        | 0        |
| <b>TOTALS</b>     |      | <b>9</b>  | <b>8</b>  | <b>1</b>  | <b>0</b> | <b>0.0</b> | <b>0.0</b> | <b>0</b> | <b>0</b>      | <b>0</b> | <b>0</b> | <b>0</b> | <b>0</b> | <b>0</b> | <b>0</b> | <b>0</b> | <b>0</b>   | <b>0</b> | <b>0</b> |

## MCCOLLUM'S CAREER STATISTICS

| Year              | Team      | Tackles   |           |           |           |           |            |            | INT      |          |          |          |           | Fumbles  |          |          | ST Tackles |           |          |
|-------------------|-----------|-----------|-----------|-----------|-----------|-----------|------------|------------|----------|----------|----------|----------|-----------|----------|----------|----------|------------|-----------|----------|
|                   |           | GP        | GS        | T         | S         | A         | Sk         | Yds        | No       | Yds      | Lg       | TD       | PD        | FF       | FR       | Yds      | T          | S         | A        |
| 2022              | Tampa Bay | 13        | 3         | 17        | 12        | 5         | 0.0        | 0          | 0        | 0        | 0        | 0        | 1         | 0        | 0        | 0        | 7          | 6         | 1        |
| 2023              | Tampa Bay | 17        | 9         | 64        | 45        | 19        | 0.0        | 0          | 0        | 0        | 0        | 0        | 9         | 2        | 0        | 0        | 3          | 3         | 0        |
| <b>NFL Totals</b> |           | <b>30</b> | <b>12</b> | <b>81</b> | <b>57</b> | <b>24</b> | <b>0.0</b> | <b>0</b>   | <b>0</b> | <b>0</b> | <b>0</b> | <b>0</b> | <b>10</b> | <b>2</b> | <b>0</b> | <b>0</b> | <b>11</b>  | <b>10</b> | <b>1</b> |
| <b>Playoffs</b>   |           |           |           |           |           |           |            |            |          |          |          |          |           |          |          |          |            |           |          |
| Year              | Team      | Tackles   |           |           |           |           |            |            | INT      |          |          |          |           | Fumbles  |          |          | ST Tackles |           |          |
|                   |           | GP        | GS        | T         | S         | A         | Sk         | Yds        | No       | Yds      | Lg       | TD       | PD        | FF       | FR       | Yds      | T          | S         | A        |
| 2022              | Tampa Bay | 1         | 0         | 0         | 0         | 0         | 0.0        | 0.0        | 0        | 0        | 0        | 0        | 0         | 0        | 0        | 0        | 1          | 1         | 0        |
| 2023              | Tampa Bay | 2         | 0         | 9         | 8         | 1         | 0.0        | 0.0        | 0        | 0        | 0        | 0        | 0         | 0        | 0        | 0        | 0          | 0         | 0        |
| <b>Postseason</b> |           | <b>3</b>  | <b>0</b>  | <b>9</b>  | <b>8</b>  | <b>1</b>  | <b>0.0</b> | <b>0.0</b> | <b>0</b> | <b>0</b> | <b>0</b> | <b>0</b> | <b>0</b>  | <b>0</b> | <b>0</b> | <b>0</b> | <b>1</b>   | <b>1</b>  | <b>0</b> |

#4

**CHASE MCLAUGHLIN****KICKER****HT:** 6-0 **WT:** 190**DOB:** 4/9/96**NFL:** 6TH YEAR**ACQ:** UFA (IND)-'23**COLLEGE:** ILLINOIS**ACQUIRED BY BUCS:**

- X Signed by the Buccaneers as an unrestricted free agent on March 30, 2023.

**AWARDS & ACCOLADES:**

- X 1x AFC Special Teams Player of the Week (Week 5, 2022).
- X Pro Football Focus First-Team All-Pro (2023)

**CAREER HIGHLIGHTS:**

- X Has appeared in 64 career games between the Los Angeles Chargers, San Francisco 49ers, Indianapolis Colts, Jacksonville Jaguars, New York Jets, Cleveland Browns and Tampa Bay Buccaneers. In his career, has converted 96-of-116 (82.8%) field goal tries and 121-of-123 (98.4%) extra point attempts for a total of 409 kicking points.
- X Has appeared in two career playoff games, converting 4-of-5 (80%) field goal tries and 5-of-5 (100%) extra points for a total of 17 kicking points.
- X Has successfully converted 24-of-29 (82.8%) attempts from 50-or-more yards, the second-highest success rate in NFL history among players with at least 20 attempts.
- X Established a new Buccaneers single-season franchise record for field goal percentage (93.5%), converting 29-of-31 field goal opportunities in 2023.

**2023 HIGHLIGHTS:**

- X In the Week 1 victory at Minnesota, McLaughlin matched his career long by connecting on a 57-yard go-ahead field goal with 5:10 remaining in the game. He finished 4-for-4 on kicks, going 2-for-2 on field goals (36, 57) and 2-for-2 on extra points.

- X His 57-yard field goal in Week 1 was tied for the fifth-longest field goal made in franchise history.
- X In the Week 2 victory over Chicago, went 2-for-3 on field goals - converting from 25 and 26 yards out - while adding three extra points for a total of nine kicking points.
- X In Week 3 vs. Philadelphia, converted on 33-yard field goal attempt for his only kick of the night.
- X In the Week 4 victory at New Orleans, made all four kicks (2 FG, 2 PAT) for a total of 8 kicking points. Connected on field goal attempts from 28 and 51 yards.
- X Converted both field goal tries in Week 6 vs. Detroit, connecting from 33 and 36 yards out.
- X In Week 7 vs. Atlanta, went 2-for-2 on field goal tries, connecting on attempts from 24 and 36 yards out. His 36-yard attempt was a game-tying kick with 45 seconds remaining in the fourth quarter.
- X In Week 8 at Buffalo, converted 1-of-2 field goal tries and went 1-for-1 on extra points. His made field goal came from 57 yards out, matching his then-career-high.
- X Recorded a then-season-high 13 kicking points in Week 9 at Houston, going 3-for-3 on field goal tries and 4-for-4 on extra point attempts. His made field goals came from 35, 49 and 55 yards out.



- X In the Week 10 victory over Tennessee, went 2-for-2 on field goal tries, and 2-for-2 on extra point attempts for a total of eight kicking points. McLaughlin connected on field goal tries from 25 and 35 yards out.
- X Went 2-for-2 on extra points in Week 11 at San Francisco. Did not attempt a field goal.
- X In Week 12 at Indianapolis, went 4-for-4 on kicks, going 2-for-2 on field goals and 2-for-2 on extra points. His converted field goals came from 21 and 24 yards out.
- X In the Week 13 victory over Carolina, converted all three extra point attempts for a total of three kicking points.
- X In the Week 14 victory over Atlanta, went 5-for-5 on kicks, including 2-for-2 on field goal tries and 3-for-3 on extra point attempts. The field goal makes came from 38 and 55 yards out.
- X In the Week 15 victory at Green Bay, converted both field goal attempts (39 and 46 yards) and added four extra points for a total of 10 kicking points.
- X In the Week 16 win over Jacksonville, went 6-for-6 on kicks, including 3-of-3 on field goal tries, with makes coming from 24, 31, and 51 yards out. McLaughlin's three made field goals extended his streak of consecutive made field goals to 15 straight.
- X Went 1-for-1 on his lone extra point attempt in Week 17 vs. New Orleans.
- X In the Week 18 victory at Carolina, converted all three field goals he attempted, including matching his career long with a 57-yarder.
- X McLaughlin finished the 2023 regular season with a Tampa Bay franchise record 93.5% field goal success rate (29-for-31), including making his last 18 field goals.
- X In the Wild Card round victory over Philadelphia, went 3-for-3 on field goal tries, converting on attempts from 28, 54 and 48 yards out. His 54-yard field goal marked a new club record for the longest made field goal in a playoff game.
- X McLaughlin's three made field goals in the Wild Card round were tied for the

second-most in a playoff game in team history.


- X In the Divisional round contest at Detroit, converted 1-of-2 (50%) field goals and 2-of-2 (100%) point after tries for a total of five kicking points.

### COLLEGE:

- X Appeared in 33 games across three seasons at the University of Illinois (2016-18), converting 44-of-59 (74.6%) field goal tries and 79-of-79 (100%) extra point attempts after walking onto the team as a freshman in 2014.
- X As a senior, he led the Big Ten in field goals per game
- X In 2018, won the Bakken-Andersen Big Ten Kicker of the Year award and was voted first-team All-Big Ten

### PERSONAL:

- X Attended Cypress Woods High School (Cypress, Texas) where he lettered in football and soccer.
- X Majored in mechanical engineering at Illinois.
- X Parents are Dan and Tammy McLaughlin
- X Has one brother.



## MCLAUGHLIN'S GAME-BY-GAME STATISTICS

### 2023

| DATE          | OPP  | FG        | FGA       | PCT         | SCORING   |          |           |           |              |          |            |
|---------------|------|-----------|-----------|-------------|-----------|----------|-----------|-----------|--------------|----------|------------|
|               |      |           |           |             | LG        | BLK      | XP        | XPA       | PCT          | BLK      | PTS        |
| Sept. 10      | @MIN | 2         | 2         | 100.0       | 57        | 0        | 2         | 2         | 100.0        | 0        | 8          |
| Sept. 17      | CHI  | 2         | 3         | 66.7        | 26        | 1        | 3         | 3         | 100.0        | 0        | 9          |
| Sept. 25      | PHI  | 1         | 1         | 100.0       | 33        | 0        | 0         | 0         | -            | 0        | 3          |
| Oct. 1        | @DET | 2         | 2         | 100.0       | 51        | 0        | 2         | 2         | 100.0        | 0        | 8          |
| Oct. 15       | DET  | 2         | 2         | 100.0       | 36        | 0        | 0         | 0         | -            | 0        | 6          |
| Oct. 22       | ATL  | 2         | 2         | 100.0       | 36        | 0        | 1         | 1         | 100.0        | 0        | 7          |
| Oct. 26       | @BUF | 1         | 2         | 50.0        | 57        | 1        | 1         | 1         | 100.0        | 0        | 4          |
| Nov. 5        | @HOU | 3         | 3         | 100.0       | 55        | 0        | 4         | 4         | 100.0        | 0        | 13         |
| Nov. 12       | TEN  | 2         | 2         | 100.0       | 35        | 0        | 2         | 2         | 100.0        | 0        | 8          |
| Nov. 19       | @SF  | 0         | 0         | -           | 0         | 0        | 2         | 2         | 100.0        | 0        | 2          |
| Nov. 26       | @IND | 2         | 2         | 100.0       | 24        | 0        | 2         | 2         | 100.0        | 0        | 8          |
| Dec. 3        | CAR  | 0         | 0         | -           | 0         | 0        | 3         | 3         | 100.0        | 0        | 3          |
| Dec. 10       | @ATL | 2         | 2         | 100.0       | 55        | 0        | 3         | 3         | 100.0        | 0        | 9          |
| Dec. 17       | @GB  | 2         | 2         | 100.0       | 46        | 0        | 4         | 4         | 100.0        | 0        | 10         |
| Dec. 24       | JAC  | 3         | 3         | 100.0       | 51        | 0        | 3         | 3         | 100.0        | 0        | 12         |
| Dec. 31       | NO   | 0         | 0         | -           | 0         | 0        | 1         | 1         | 100.0        | 0        | 1          |
| Jan. 7        | @CAR | 3         | 3         | 100.0       | 57        | 0        | -         | -         | 100.0        | 0        | 9          |
| <b>TOTALS</b> |      | <b>29</b> | <b>31</b> | <b>93.5</b> | <b>57</b> | <b>2</b> | <b>33</b> | <b>33</b> | <b>100.0</b> | <b>0</b> | <b>120</b> |

### POSTSEASON

|               |      |          |          |             |           |          |          |          |              |          |           |
|---------------|------|----------|----------|-------------|-----------|----------|----------|----------|--------------|----------|-----------|
| Jan. 15       | PHI  | 3        | 3        | 100.0       | 54        | 0        | 3        | 3        | 100.0        | 0        | 12        |
| Jan. 21       | @DET | 1        | 2        | 50.0        | 43        | 0        | 2        | 2        | 100.0        | 0        | 5         |
| <b>TOTALS</b> |      | <b>4</b> | <b>5</b> | <b>80.0</b> | <b>54</b> | <b>0</b> | <b>5</b> | <b>5</b> | <b>100.0</b> | <b>0</b> | <b>17</b> |

## MCLAUGHLIN'S CAREER STATISTICS

| Year              | Team          | GP        | FG        | FGA        | SCORING     |           |          |            |            |              |          |            |
|-------------------|---------------|-----------|-----------|------------|-------------|-----------|----------|------------|------------|--------------|----------|------------|
|                   |               |           |           |            | Pct         | Lg        | Blk      | XP         | XPA        | Pct          | Blk      | Pts        |
| 2019              | L.A. Chargers | 4         | 6         | 9          | 66.7        | 50        | 0        | 7          | 7          | 100.0        | 0        | 25         |
| 2019              | San Francisco | 3         | 7         | 8          | 87.5        | 48        | 0        | 8          | 8          | 100.0        | 0        | 29         |
| 2019              | Indianapolis  | 4         | 5         | 6          | 83.3        | 50        | 0        | 11         | 11         | 100.0        | 0        | 26         |
| 2019              | <b>TOTAL</b>  | <b>11</b> | <b>18</b> | <b>23</b>  | <b>78.3</b> | <b>50</b> | <b>0</b> | <b>26</b>  | <b>26</b>  | <b>100.0</b> | <b>0</b> | <b>80</b>  |
| 2020              | Jacksonville  | 3         | 4         | 5          | 80.0        | 52        | 0        | 3          | 4          | 75.0         | 0        | 15         |
| 2020              | N.Y. Jets     | 1         | -         | -          | -           | -         | 0        | 2          | 2          | 100.0        | 0        | 2          |
| 2020              | <b>TOTAL</b>  | <b>4</b>  | <b>4</b>  | <b>5</b>   | <b>80.0</b> | <b>52</b> | <b>0</b> | <b>5</b>   | <b>6</b>   | <b>83.3</b>  | <b>0</b> | <b>17</b>  |
| 2021              | Cleveland     | 16        | 15        | 21         | 71.4        | 57        | 0        | 36         | 37         | 97.3         | 0        | 81         |
| 2022              | Indianapolis  | 16        | 30        | 36         | 83.3        | 54        | 0        | 21         | 21         | 100.0        | 0        | 111        |
| 2023              | Tampa Bay     | 17        | 29        | 31         | 93.5        | 57        | 2        | 33         | 33         | 100.0        | 0        | 120        |
| <b>NFL Totals</b> |               | <b>64</b> | <b>96</b> | <b>116</b> | <b>82.8</b> | <b>57</b> | <b>2</b> | <b>121</b> | <b>124</b> | <b>98.4</b>  | <b>0</b> | <b>409</b> |

### POSTSEASON

|                   |           |          |          |          |             |           |          |          |          |              |          |           |
|-------------------|-----------|----------|----------|----------|-------------|-----------|----------|----------|----------|--------------|----------|-----------|
| 2023              | Tampa Bay | 2        | 4        | 5        | 80.0        | 54        | 0        | 5        | 5        | 100.0        | 0        | 17        |
| <b>NFL Totals</b> |           | <b>2</b> | <b>4</b> | <b>5</b> | <b>80.0</b> | <b>54</b> | <b>0</b> | <b>5</b> | <b>5</b> | <b>100.0</b> | <b>0</b> | <b>17</b> |

### FIELD GOALS

| Year              | Team          | 1-19       |              | 20-29        |              | 30-39        |              | 40-49        |              | 50+          |              |
|-------------------|---------------|------------|--------------|--------------|--------------|--------------|--------------|--------------|--------------|--------------|--------------|
|                   |               | Pct.       | Pct.         | Pct.         | Pct.         | Pct.         | Pct.         | Pct.         | Pct.         |              |              |
| 2019              | L.A. Chargers | 0/0        | -            | 2/2          | 100.0        | 2/2          | 100.0        | 1/4          | 25.0         | 1/1          | 100.0        |
| 2019              | San Francisco | 0/0        | -            | 2/2          | 100.0        | 1/1          | 100.0        | 4/5          | 80.0         | 0/0          | -            |
| 2019              | Indianapolis  | 1/1        | 100.0        | 1/1          | 100.0        | 1/1          | 100.0        | 0/1          | 0.0          | 2/2          | 100.0        |
| 2019              | <b>TOTAL</b>  | <b>1/1</b> | <b>100.0</b> | <b>5/5</b>   | <b>100.0</b> | <b>4/4</b>   | <b>100.0</b> | <b>5/10</b>  | <b>50.0</b>  | <b>3/3</b>   | <b>100.0</b> |
| 2020              | Jacksonville  | 0/0        | -            | 1/1          | 100.0        | 1/1          | 100.0        | 1/1          | 100.0        | 4/5          | 80.0         |
| 2020              | N.Y. Jets     | 0/0        | -            | 0/0          | -            | 0/0          | -            | 0/0          | -            | 0/0          | -            |
| 2020              | <b>TOTAL</b>  | <b>0/0</b> | <b>-</b>     | <b>1/1</b>   | <b>100.0</b> | <b>1/1</b>   | <b>100.0</b> | <b>1/1</b>   | <b>100.0</b> | <b>1/2</b>   | <b>50.0</b>  |
| 2021              | Cleveland     | 0/0        | -            | 3/3          | 100.0        | 4/4          | 100.0        | 4/10         | 40.0         | 4/4          | 100.0        |
| 2022              | Indianapolis  | 0/0        | -            | 7/7          | 100.0        | 5/6          | 83.3         | 9/11         | 81.8         | 9/12         | 75.0         |
| 2023              | Tampa Bay     | 0/0        | -            | 8/8          | 100.0        | 12/12        | 100.0        | 2/3          | 66.7         | 6/7          | 85.7         |
| <b>NFL Totals</b> |               | <b>1/1</b> | <b>100.0</b> | <b>24/24</b> | <b>100.0</b> | <b>26/27</b> | <b>96.3</b>  | <b>21/35</b> | <b>60.0</b>  | <b>24/29</b> | <b>82.8</b>  |

### POSTSEASON

|                   |           |            |          |            |              |            |          |            |              |            |             |
|-------------------|-----------|------------|----------|------------|--------------|------------|----------|------------|--------------|------------|-------------|
| 2023              | Tampa Bay | 0/0        | -        | 1/1        | 100.0        | 0/0        | -        | 2/2        | 100.0        | 1/2        | 50.0        |
| <b>NFL Totals</b> |           | <b>0/0</b> | <b>-</b> | <b>1/1</b> | <b>100.0</b> | <b>0/0</b> | <b>-</b> | <b>2/2</b> | <b>100.0</b> | <b>1/2</b> | <b>50.0</b> |



# #26

## KAEVON MERRIWEATHER

### SAFETY

HT: 6-0 WT: 212

DOB: 12/20/99

NFL: 2ND YEAR

ACQ: FA, 2023

COLLEGE: IOWA



### ACQUIRED BY BUCS:

- X Signed by Tampa Bay as a college free agent on May 12, 2023.

### 2023 HIGHLIGHTS:

- X Made his NFL debut in the Week 1 victory at Minnesota, logging 20 special teams snaps and recording one special teams tackle.
- X In the Week 2 victory over Chicago, logged 17 special teams snaps.
- X Appeared on special teams in Week 3 vs. Philadelphia, logging 14 special teams snaps.
- X Played 18 special teams snaps in the Week 4 victory at New Orleans, finishing with one special teams tackle.
- X In Week 6 vs. Detroit, played 16 special teams snaps and logged one special teams tackle.
- X Appeared on 12 special teams snaps in Week 7 vs. Atlanta.
- X Was inactive for Week 8 at Buffalo.
- X Appeared on special teams in Week 9 at Houston, logging 21 special teams snaps.
- X In the Week 10 victory over Tennessee, played a team-high-tying 19 special teams snaps and finished with one special teams tackle.
- X Made his first career start in Week 11 at San Francisco, starting at safety and playing 34-of-60 defensive snaps. He finished with four tackles, marking the first defensive tackles for his career. Also added one special teams tackle.
- X Played a team-high-tying 23 special teams snaps in Week 12 at Indianapolis.
- X In the Week 13 victory over Carolina, played 35-of-72 defensive snaps and a team-high-tying 26 special teams

snaps. Finished with one special teams tackle.

- X In the Week 14 victory over Atlanta, appeared on special teams and in a reserve capacity on defense, logging 20 special teams snaps and 28 defensive snaps. Finished with one tackle and one pass defended.
- X Started at safety in the Week 15 victory at Green Bay, playing 17-of-60 defensive snaps and finishing with three tackles.
- X In the Week 16 win over Jacksonville, appeared on special teams and in a reserve capacity on defense, finishing with two tackles.
- X Appeared on special teams and in a reserve capacity on defense in Week 17 vs. New Orleans, finishing with three defensive tackles and one special teams tackle.
- X Appeared on special teams and in a reserve capacity on defense in the Week 18 victory at Carolina, logging one tackle. Contributed to a defense that recorded Tampa Bay's first shutout since Nov. 21, 2010 at San Francisco.
- X In the Wild Card round victory over Philadelphia, appeared on special teams and in a reserve capacity on defense. Contributed to a defense that helped produce the largest yardage differential in a postseason game in franchise history (+150).
- X Appeared on special teams and in a reserve capacity on defense in the Divisional round contest at Detroit. Recorded one special teams tackle.

### COLLEGE:

- X Appeared in 45 games across five seasons (2018-2022) at Iowa

FRONT OFFICE

VETERANS

2023 REVIEW

HISTORY

RECORDS

SIDELINES

University, tallying 118 tackles, eight pass defenses, and four interceptions.

- X Started all 12 games his redshirt senior season (2022) amassing 47 tackles, three passes defended, and three interceptions.
- X Started all 14 games his redshirt junior season (2021) amassing 42 tackles, four passes defended, and one interception.
- X Appeared in all nine games with five starts his redshirt sophomore year (2020), recorded 23 tackles and one pass defended.
- X Redshirted his sophomore year (2019) after seeing action in just two games, amassing five tackles.

X Played in nine games his freshman year (2018), totaling one tackle.

### PERSONAL:

- X Attended Belleville High School (Belleville, Mich.).
- X Earned second-team all-conference honors and was defensive Player of the Year as a junior.
- X Also competed in basketball and track as a prep.

## MERRIWEATHER'S GAME-BY-GAME STATISTICS

| 2023              |      | TACKLES   |          |          |          |            |            |          | INTERCEPTIONS |          |          |          |          | FUMBLES  |          |          | ST TACKLES |          |          |
|-------------------|------|-----------|----------|----------|----------|------------|------------|----------|---------------|----------|----------|----------|----------|----------|----------|----------|------------|----------|----------|
| DATE              | OPP  | T         | S        | A        | TFL      | SK         | YDS        | QH       | NO            | YDS      | LG       | TD       | PD       | FF       | FR       | YDS      | T          | S        | A        |
| Sept. 10          | @MIN | 0         | 0        | 0        | 0        | 0.0        | 0.0        | 0        | 0             | 0        | 0        | 0        | 0        | 0        | 0        | 0        | 1          | 1        | 0        |
| Sept. 17          | CHI  | 0         | 0        | 0        | 0        | 0.0        | 0.0        | 0        | 0             | 0        | 0        | 0        | 0        | 0        | 0        | 0        | 0          | 0        | 0        |
| Sept. 25          | PHI  | 0         | 0        | 0        | 0        | 0.0        | 0.0        | 0        | 0             | 0        | 0        | 0        | 0        | 0        | 0        | 0        | 0          | 0        | 0        |
| Oct. 1            | @NO  | 0         | 0        | 0        | 0        | 0.0        | 0.0        | 0        | 0             | 0        | 0        | 0        | 0        | 0        | 0        | 0        | 1          | 1        | 0        |
| Oct. 15           | DET  | 0         | 0        | 0        | 0        | 0.0        | 0.0        | 0        | 0             | 0        | 0        | 0        | 0        | 0        | 0        | 0        | 1          | 1        | 0        |
| Oct. 22           | ATL  | 0         | 0        | 0        | 0        | 0.0        | 0.0        | 0        | 0             | 0        | 0        | 0        | 0        | 0        | 0        | 0        | 0          | 0        | 0        |
| Oct. 26           | @BUF | Inactive  |          |          |          |            |            |          |               |          |          |          |          |          |          |          |            |          |          |
| Nov. 5            | @HOU | 0         | 0        | 0        | 0        | 0.0        | 0.0        | 0        | 0             | 0        | 0        | 0        | 0        | 0        | 0        | 0        | 0          | 0        | 0        |
| Nov. 12           | TEN  | 0         | 0        | 0        | 0        | 0.0        | 0.0        | 0        | 0             | 0        | 0        | 0        | 0        | 0        | 0        | 0        | 1          | 1        | 0        |
| Nov. 19           | @SF  | 4         | 2        | 2        | 0        | 0.0        | 0.0        | 0        | 0             | 0        | 0        | 0        | 0        | 0        | 0        | 0        | 1          | 0        | 1        |
| Nov. 26           | @IND | 0         | 0        | 0        | 0        | 0.0        | 0.0        | 0        | 0             | 0        | 0        | 0        | 0        | 0        | 0        | 0        | 0          | 0        | 0        |
| Dec. 3            | CAR  | 0         | 0        | 0        | 0        | 0.0        | 0.0        | 0        | 0             | 0        | 0        | 0        | 0        | 0        | 0        | 0        | 1          | 1        | 0        |
| Dec. 10           | @ATL | 1         | 0        | 1        | 0        | 0.0        | 0.0        | 0        | 0             | 0        | 0        | 0        | 1        | 0        | 0        | 0        | 0          | 0        | 0        |
| Dec. 17           | @GB  | 3         | 1        | 2        | 0        | 0.0        | 0.0        | 0        | 0             | 0        | 0        | 0        | 0        | 0        | 0        | 0        | 0          | 0        | 0        |
| Dec. 24           | JAC  | 2         | 2        | 0        | 0        | 0.0        | 0.0        | 0        | 0             | 0        | 0        | 0        | 0        | 0        | 0        | 0        | 0          | 0        | 0        |
| Dec. 31           | NO   | 3         | 2        | 1        | 0        | 0.0        | 0.0        | 0        | 0             | 0        | 0        | 0        | 0        | 0        | 0        | 0        | 1          | 1        | 0        |
| Jan. 7            | @CAR | 1         | 0        | 1        | 0        | 0.0        | 0.0        | 0        | 0             | 0        | 0        | 0        | 0        | 0        | 0        | 0        | 0          | 0        | 0        |
| <b>TOTALS</b>     |      | <b>11</b> | <b>5</b> | <b>6</b> | <b>0</b> | <b>0.0</b> | <b>0.0</b> | <b>0</b> | <b>0</b>      | <b>0</b> | <b>0</b> | <b>0</b> | <b>1</b> | <b>0</b> | <b>0</b> | <b>0</b> | <b>7</b>   | <b>6</b> | <b>1</b> |
| <b>POSTSEASON</b> |      |           |          |          |          |            |            |          |               |          |          |          |          |          |          |          |            |          |          |
| Jan. 15           | PHI  | 0         | 0        | 0        | 0        | 0.0        | 0.0        | 0        | 0             | 0        | 0        | 0        | 0        | 0        | 0        | 0        | 0          | 0        | 0        |
| Jan. 21           | @DET | 0         | 0        | 0        | 0        | 0.0        | 0.0        | 0        | 0             | 0        | 0        | 0        | 0        | 0        | 0        | 0        | 1          | 1        | 0        |
| <b>TOTALS</b>     |      | <b>0</b>  | <b>0</b> | <b>0</b> | <b>0</b> | <b>0.0</b> | <b>0.0</b> | <b>0</b> | <b>0</b>      | <b>0</b> | <b>0</b> | <b>0</b> | <b>0</b> | <b>0</b> | <b>0</b> | <b>0</b> | <b>1</b>   | <b>1</b> | <b>0</b> |

# #98

## ANTHONY NELSON

OUTSIDE LINEBACKER

HT: 6-7 WT: 271

DOB: 3/4/97

NFL: 6TH YEAR

ACQ: D4, 2019

COLLEGE: IOWA



### ACQUIRED BY BUCS:

- X Selected in the fourth round (107th overall) of the 2019 NFL Draft by the Buccaneers.

### AWARDS & ACCOLADES:

- X Super Bowl LV Champion.

### CAREER HIGHLIGHTS:

- X Has played in 75 regular season games, with 12 starts, recording 124 tackles (20 for loss), 29 quarterback hits, 14.5 sacks, four passes defensed, four forced fumbles and two fumble recoveries. Also has nine career special teams tackles.
- X Has played in nine career postseason games, making one start, and recording eight tackles (one for loss), one sack and five quarterback hits. Also tallied two special teams tackles.
- X Tampa Bay's 2020 defense led the league in rushing yards allowed per game (80.6) and yards allowed per rush (3.60), while ranking sixth in yards allowed per play (5.12), sixth in yards allowed per game (327.1), ranking tied for second in tackles for loss (91), tied for fourth in sacks (48.0) and tied for fifth in takeaways (25).
- X Notched first career sack at Detroit (12/27/20).
- X Tallied first career forced fumble and pass defensed at Carolina (9/12/19).
- X Made first career start at Los Angeles Rams (9/29/19).
- X Made NFL debut in a reserve role vs. San Francisco (9/8/19).

### 2023 HIGHLIGHTS:

- X Recorded three tackles (one for loss), three quarterback hits and 1.0 sack in the Week 1 victory at Minnesota.
- X Appeared in a reserve capacity in the Week 2 victory over Chicago, logging 24

defensive snaps and six special teams snaps.

- X Was one of just 10 players in Week 1 to record at least 1.0 sack, multiple tackles, and three-or-more quarterback hits.
- X Played 33-of-78 defensive snaps in Week 3 vs. Philadelphia, finishing with four tackles.
- X In the Week 4 victory at New Orleans, played 21-of-65 defensive snaps and finished with one tackle.
- X Was inactive for Week 6 vs. Detroit.
- X In Week 7 vs. Atlanta, played 19-of-65 defensive snaps.
- X In Week 8 at Buffalo, played 25-of-69 defensive snaps and finished with four tackles (two for loss), 1.0 sack and one quarterback hit. It marked Nelson's first sack of the season.
- X Played 24-of-72 defensive snaps in Week 9 at Houston, finishing with one tackle.
- X In the Week 10 victory over Tennessee, played 23 offensive snaps and finished with three tackles.
- X Played 23-of-60 defensive snaps in Week 11 at San Francisco, logging two tackles and one quarterback hit. Also added one special teams tackle.
- X According to Pro Football Focus, was Tampa Bay's highest-graded defender in Week 11, earning a 79.0 grade.
- X Played 32-of-73 defensive snaps in Week 12 at Indianapolis, finishing with two tackles. Also appeared on special teams.
- X In the Week 13 victory over Carolina, played 24-of-72 defensive snaps and finished with three tackles (one for loss). Also added one special teams tackle.
- X Played 26-of-72 defensive snaps in the Week 14 victory over Atlanta, logging four tackles.

- X In the Week 15 victory at Green Bay, played 28-of-60 defensive snaps, logging four tackles (two for loss), one quarterback hit and 1.0 sacks.
- X Appeared in a reserve capacity in the Week 16 win over Jacksonville, playing 30-of-66 defensive snaps.
- X In Week 17 vs. New Orleans, played 32-of-70 defensive snaps and recorded four tackles (one for loss) and one pass defensed.
- X In the Week 18 victory at Carolina, played 20-of-52 defensive snaps and recorded two tackles. Contributed to a defense that recorded Tampa Bay's first shutout since Nov. 21, 2010 at San Francisco.
- X In the Wild Card round victory over Philadelphia, logged one tackle and one quarterback hit. Wrapped up Jalen Hurts in the end zone and was bringing him down for a sack before Hurts threw the ball away, receiving an intentional grounding penalty which resulted in a safety.
- X Appeared on special teams and in a reserve capacity on defense in the Divisional round contest at Detroit. Logged a team-lead-tying 24 special teams snaps.

### COLLEGE:

- X Played in 37 games at Iowa (2015-18), totaling 119 tackles (31 for loss), 23.0 sacks, seven passes defensed, four forced fumbles and one fumble recovery, which was recovered in the end zone for a touchdown.
- X Three-time Academic All-Big Ten selection
- X Posted 9.5 sacks as a redshirt junior (2018), tied for the second-most in the Big Ten and tied for the 17th-most in the FBS, while adding 45 tackles (13.5 for loss).



- X Named second-team All-Big-Ten by the league's media, while earning third-team honors from Phil Steele and the league's coaches.
- X In 2017, as a redshirt sophomore (2017), recorded 41 tackles (9.5 for loss), 7.5 sacks, four passes defensed, two forced fumbles and a blocked field goal, earning third-team All-Big Ten honors from the league's media and honorable mention from the league's coaches.
- X Played in all 13 games as a redshirt freshman (2016), registering 33 tackles (eight for loss), 7.0 sacks, two forced fumbles and a pass defensed.
- X Redshirted in 2015.

### PERSONAL/COMMUNITY:

- X Attended Waukee High School (Urbandale, Iowa), where he earned Class 4A Western Iowa Defensive Player of the Year as a senior was named to the Des Moines Register Elite all-state team as a senior and first-team all-state by Iowa Newspaper.
- X Married to Jordyn.
- X Son of Christy and Jeff Nelson.
- X Father, Jeff, played football at Iowa.
- X In 2020, supported Special Olympics as part of the NFL's My Cause, My Cleats initiative.
- X In June 2019, rookies participated in Tampa's Police Department Citizen's Academy and visited MacDill's Air Force Base.
- X Nelson participated in the Linebackers Light Up the Holidays event as part of the 2019 holiday season, helping surprise a group of children with a shopping spree at Target.

# NELSON'S GAME-BY-GAME STATISTICS

**2023**

| DATE              | OPP  | TACKLES   |           |           |          |            |             | INTERCEPTIONS |          |          |          |          | FUMBLES  |          |          | ST TACKLES |          |          |          |          |
|-------------------|------|-----------|-----------|-----------|----------|------------|-------------|---------------|----------|----------|----------|----------|----------|----------|----------|------------|----------|----------|----------|----------|
|                   |      | T         | S         | A         | TFL      | SK         | YDS         | QH            | NO       | YDS      | LG       | TD       | PD       | FF       | FR       | YDS        | T        | S        | A        |          |
| Sept. 10          | @MIN | 3         | 2         | 1         | 1        | 1.0        | 6.0         | 3             | 0        | 0        | 0        | 0        | 0        | 0        | 0        | 0          | 0        | 0        | 0        | 0        |
| Sept. 17          | CHI  | 0         | 0         | 0         | 0        | 0.0        | 0.0         | 0             | 0        | 0        | 0        | 0        | 0        | 0        | 0        | 0          | 0        | 0        | 0        |          |
| Sept. 25          | PHI  | 4         | 1         | 3         | 0        | 0.0        | 0.0         | 0             | 0        | 0        | 0        | 0        | 0        | 0        | 0        | 0          | 0        | 0        | 0        |          |
| Oct. 1            | @NO  | 1         | 0         | 1         | 0        | 0.0        | 0.0         | 0             | 0        | 0        | 0        | 0        | 0        | 0        | 0        | 0          | 0        | 0        | 0        |          |
| Oct. 15           | DET  | Inactive  |           |           |          |            |             |               |          |          |          |          |          |          |          |            |          |          |          |          |
| Oct. 22           | ATL  | 0         | 0         | 0         | 0        | 0.0        | 0.0         | 0             | 0        | 0        | 0        | 0        | 0        | 0        | 0        | 0          | 0        | 0        | 0        |          |
| Oct. 26           | @BUF | 4         | 4         | 0         | 2        | 1.0        | 10.0        | 1             | 0        | 0        | 0        | 0        | 0        | 0        | 0        | 0          | 0        | 0        | 0        |          |
| Nov. 5            | @HOU | 1         | 1         | 0         | 0        | 0.0        | 0.0         | 0             | 0        | 0        | 0        | 0        | 0        | 0        | 0        | 0          | 0        | 0        | 0        |          |
| Nov. 12           | TEN  | 3         | 1         | 2         | 0        | 0.0        | 0.0         | 0             | 0        | 0        | 0        | 0        | 0        | 0        | 0        | 0          | 0        | 0        | 0        |          |
| Nov. 19           | @SF  | 2         | 1         | 1         | 0        | 0.0        | 0.0         | 1             | 0        | 0        | 0        | 0        | 0        | 0        | 0        | 0          | 0        | 1        | 0        | 1        |
| Nov. 26           | @IND | 2         | 1         | 1         | 0        | 0.0        | 0.0         | 0             | 0        | 0        | 0        | 0        | 0        | 0        | 0        | 0          | 0        | 0        | 0        |          |
| Dec. 3            | CAR  | 3         | 2         | 1         | 1        | 0.0        | 0.0         | 0             | 0        | 0        | 0        | 0        | 0        | 0        | 0        | 0          | 0        | 1        | 0        | 1        |
| Dec. 10           | @ATL | 4         | 2         | 2         | 0        | 0.0        | 0.0         | 0             | 0        | 0        | 0        | 0        | 0        | 0        | 0        | 0          | 0        | 1        | 0        | 1        |
| Dec. 17           | @GB  | 4         | 2         | 2         | 2        | 1.0        | 2.0         | 1             | 0        | 0        | 0        | 0        | 0        | 0        | 0        | 0          | 0        | 0        | 0        |          |
| Dec. 24           | JAC  | 0         | 0         | 0         | 0        | 0.0        | 0.0         | 0             | 0        | 0        | 0        | 0        | 0        | 0        | 0        | 0          | 0        | 0        | 0        |          |
| Dec. 31           | NO   | 4         | 3         | 1         | 1        | 0.0        | 0.0         | 0             | 0        | 0        | 0        | 0        | 1        | 0        | 0        | 0          | 0        | 0        | 0        |          |
| Jan. 7            | @CAR | 2         | 1         | 1         | 0        | 0.0        | 0.0         | 0             | 0        | 0        | 0        | 0        | 0        | 0        | 0        | 0          | 0        | 0        | 0        |          |
| <b>TOTALS</b>     |      | <b>37</b> | <b>21</b> | <b>16</b> | <b>7</b> | <b>3.0</b> | <b>18.0</b> | <b>6</b>      | <b>0</b> | <b>0</b> | <b>0</b> | <b>0</b> | <b>0</b> | <b>0</b> | <b>0</b> | <b>0</b>   | <b>0</b> | <b>3</b> | <b>0</b> | <b>3</b> |
| <b>POSTSEASON</b> |      |           |           |           |          |            |             |               |          |          |          |          |          |          |          |            |          |          |          |          |
| Jan. 15           | PHI  | 1         | 1         | 0         | 0        | 0.0        | 0.0         | 1             | 0        | 0        | 0        | 0        | 0        | 0        | 0        | 0          | 0        | 0        | 0        | 0        |
| Jan. 21           | @DET | 0         | 0         | 0         | 0        | 0.0        | 0.0         | 1             | 0        | 0        | 0        | 0        | 0        | 0        | 0        | 0          | 0        | 0        | 0        | 0        |
| <b>TOTALS</b>     |      | <b>1</b>  | <b>1</b>  | <b>0</b>  | <b>0</b> | <b>0.0</b> | <b>0.0</b>  | <b>1</b>      | <b>0</b> | <b>0</b> | <b>0</b> | <b>0</b> | <b>0</b> | <b>0</b> | <b>0</b> | <b>0</b>   | <b>0</b> | <b>0</b> | <b>0</b> | <b>0</b> |

# NELSON'S CAREER STATISTICS

| Year              | Team      | Tackles   |           |            |           |           |             | INT          |          |          |          |          | Fumbles  |          |          | ST Tackles |           |          |          |  |
|-------------------|-----------|-----------|-----------|------------|-----------|-----------|-------------|--------------|----------|----------|----------|----------|----------|----------|----------|------------|-----------|----------|----------|--|
|                   |           | GP        | GS        | T          | S         | A         | Sk          | Yds          | No       | Yds      | Lg       | TD       | PD       | FF       | FR       | Yds        | T         | S        | A        |  |
| 2019              | Tampa Bay | 9         | 1         | 8          | 1         | 7         | 0.0         | 0.0          | 0        | 0        | 0        | 0        | 1        | 1        | 0        | 0          | 0         | 0        | 0        |  |
| 2020              | Tampa Bay | 16        | 1         | 16         | 10        | 6         | 1.0         | 10.0         | 0        | 0        | 0        | 0        | 1        | 0        | 0        | 0          | 2         | 1        | 1        |  |
| 2021              | Tampa Bay | 17        | 2         | 19         | 12        | 7         | 5.0         | 45.0         | 0        | 0        | 0        | 0        | 1        | 0        | 1        | 0          | 3         | 1        | 2        |  |
| 2022              | Tampa Bay | 17        | 8         | 44         | 25        | 19        | 5.5         | 46.0         | 0        | 0        | 0        | 0        | 3        | 1        | 0        | 2          | 1         | 1        |          |  |
| 2023              | Tampa Bay | 16        | 0         | 37         | 21        | 16        | 3.0         | 18.0         | 0        | 0        | 0        | 0        | 0        | 0        | 0        | 3          | 0         | 3        |          |  |
| <b>NFL Totals</b> |           | <b>75</b> | <b>12</b> | <b>124</b> | <b>59</b> | <b>55</b> | <b>14.5</b> | <b>115.0</b> | <b>0</b> | <b>0</b> | <b>0</b> | <b>0</b> | <b>3</b> | <b>4</b> | <b>2</b> | <b>0</b>   | <b>10</b> | <b>3</b> | <b>7</b> |  |
| <b>Playoffs</b>   |           |           |           |            |           |           |             |              |          |          |          |          |          |          |          |            |           |          |          |  |
| Year              | Team      | Tackles   |           |            |           |           |             | INT          |          |          |          |          | Fumbles  |          |          | Tackles    |           |          |          |  |
|                   |           | GP        | GS        | T          | S         | A         | Sk          | Yds          | No       | Yds      | Lg       | TD       | PD       | FF       | FR       | Yds        | T         | S        | A        |  |
| 2020              | Tampa Bay | 4         | 0         | 3          | 3         | 0         | 1.0         | 6.0          | 0        | 0        | 0        | 0        | 0        | 0        | 0        | 0          | 1         | 1        | 0        |  |
| 2021              | Tampa Bay | 2         | 0         | 1          | 0         | 1         | 0.0         | 0.0          | 0        | 0        | 0        | 0        | 0        | 0        | 0        | 0          | 1         | 1        | 0        |  |
| 2022              | Tampa Bay | 1         | 1         | 3          | 3         | 0         | 0.0         | 0.0          | 0        | 0        | 0        | 0        | 0        | 0        | 0        | 0          | 0         | 0        | 0        |  |
| 2023              | Tampa Bay | 2         | 0         | 1          | 1         | 0         | 0.0         | 0.0          | 0        | 0        | 0        | 0        | 0        | 0        | 0        | 0          | 0         | 0        | 0        |  |
| <b>Postseason</b> |           | <b>9</b>  | <b>1</b>  | <b>8</b>   | <b>7</b>  | <b>1</b>  | <b>1.0</b>  | <b>6.0</b>   | <b>0</b> | <b>0</b> | <b>0</b> | <b>0</b> | <b>0</b> | <b>0</b> | <b>0</b> | <b>0</b>   | <b>2</b>  | <b>2</b> | <b>0</b> |  |

#76  
SUA OPETA**OFFENSIVE LINEMAN****HT:** 6-4 **WT:** 305**DOB:** 8/15/96**NFL:** 5TH YEAR**ACQ:** UFA (PHI), 2024**COLLEGE:** WEBER STATE**TRANSACTIONS:**

- X Originally entered the NFL as a college free agent with the Philadelphia Eagles on May 9, 2019.
- X Signed as an unrestricted free agent with the Tampa Bay Buccaneers on March 15, 2024.

**CAREER HIGHLIGHTS:**

- X Has appeared in 38 career games, making 10 starts, all for the Philadelphia Eagles.
- X From 2020-23, started five games at left guard and five games at right guard. Logged 496 snaps at left guard and 452 snaps at right guard.
- X Has appeared in two postseason contests for the Eagles – including one start – both of which were Wild Card round losses to the Buccaneers.

**2023 HIGHLIGHTS:**

- X Appeared in 13 games for the Eagles, making six starts – five at right guard and one at left guard.
- X Logged 394 snaps at right guard and 134 at left guard.

**COLLEGE:**

- X Appeared in 50 career games, making 43 starts, across four years at Weber State University (2015-18).
- X Started 39 straight games across his final three seasons at Weber State.

- X Was a two-time FCS All-American and a two-time first-team All-Big Sky honoree across the 2017-18 seasons.
- X Was voted a team captain as a senior.
- X Received All-Big Sky honorable mention as a sophomore in 2016.

**PERSONAL:**

- X Attended Stansbury High School (Stansbury Park, Utah), where he played offensive line and defensive line.
- X Received All-State honorable mention recognition following his senior season in high school.
- X Full name is Iosua Opeta (YO-sue-a; O-pet-a).
- X Has a twin brother named Isaia, and a sister named Malia.
- X Majored in Human Performance Management.

**OPETA'S CAREER STATISTICS****Games/Starts:** 2023: 17/17 (P: 2/2)**Career Totals:** 17/17 (P: 2/2)

# #88 CADE OTTON


**TIGHT END****HT:** 6-5 **WT:** 247**DOB:** 4/15/99**NFL:** 3RD YEAR**ACQ:** D4A, 2022**COLLEGE:** WASHINGTON**ACQUIRED BY BUCS:**

- X Selected in the fourth round (106th overall) of the 2022 NFL Draft by the Buccaneers.

**2023 HIGHLIGHTS:**

- X Started at tight end in the Week 1 victory at Minnesota and played 66-of-68 offensive snaps, bringing in two receptions for 19 yards.
- X Started at tight end in the Week 2 win over Chicago, playing 69-of-71 offensive snaps and hauling in six receptions for 41 yards.
- X In Week 3 vs. Philadelphia, started at tight end and played 40-of-44 offensive snaps, finishing with one reception for 16 yards.
- X Played all 71 offensive snaps in the Week 4 victory at New Orleans, finishing with three receptions for 13 yards and a receiving touchdown. It marked his first receiving touchdown of the season and the third of his career.
- X Played 54-of-56 offensive snaps in Week 6 vs. Detroit, finishing with one reception for 15 yards.
- X In Week 7 vs. Atlanta, started at tight end and played 79-of-73 offensive snaps, bringing in five receptions for 43 yards.
- X Otton's five receptions in Week 7 were one off his career high, while his 43 receiving yards were tied for his third most in a game in his career.
- X In Week 8 at Buffalo, played 66-of-68 offensive snaps and brought in four receptions for 27 yards.
- X Played all 66 offensive snaps in Week 9 at Houston, finishing with a then-career-high-tying six receptions for a then-career-high 70 receiving yards and a then-career-high 2 touchdowns.

- X Otton's Week 9 performance marked his first career multi-touchdown game.
- X In the Week 10 victory over Tennessee, played 62-of-65 offensive snaps and finished with two receptions for 10 yards.
- X Played 68-of-71 offensive snaps in Week 11 at San Francisco, logging four receptions for 49 yards. Brought in a reception of 27 yards, good for his longest reception of the season to that point.
- X Played all 60 offensive snaps in Week 12 at Indianapolis, bringing in four receptions for 45 yards.
- X In the Week 13 victory over Carolina, played 61-of-62 offensive snaps. Contributed an edge-sealing block on WR Chris Godwin's 19-yard touchdown run.
- X In the Week 14 victory over Atlanta, played 66-of-68 offensive snaps, finishing with two receptions for 16 yards and one touchdown. Brought in a go-ahead touchdown pass from Baker Mayfield with 31 seconds in remaining to propel Tampa Bay to victory.
- X Otton's go-ahead touchdown in Week 14 marked the third career go-ahead touchdown with less than a minute remaining in a game.





- X In the Week 15 victory at Green Bay, played 56-of-62 offensive snaps and brought in two receptions for 44 yards.
- X Played 72-of-74 offensive snaps in the Week 16 win over Jacksonville, bringing in one reception for seven yards.
- X In Week 17 vs. New Orleans, played 53-of-56 offensive snaps, hauling in two receptions for five yards.
- X In the Week 18 victory at Carolina, played 61-of-65 offensive snaps and brought in two receptions for 30 yards.
- X In the Wild Card round victory over Philadelphia, brought in a team-high eight receptions for 89 yards, establishing new career highs in targets (11), receptions and receiving yards.
- X Otton's eight catches in the Wild Card round were the most by a tight end in a playoff game in club history. His 89 receiving yards marked the second-highest single-game output by a tight end in franchise postseason history.
- X In the Divisional round contest at Detroit, brought in five receptions for 65 yards and one touchdown – marking his first career postseason touchdown.


### COLLEGE:

- X Spent five collegiate seasons at Washington (2017-21), appearing in 39 games, recording 91 receptions for 1,026 yards and nine touchdowns.
- X Played in eight games for the Huskies in 2021, missing four due to injury. He posted 28 receptions for 250 yards and one touchdown in his senior season.
- X Otton earned first-team All-Pac-12 honors and was a semifinalist for the John Mackey Award in 2020, recording 18 receptions for 258 and three touchdowns in a condensed season due to the COVID-19 pandemic.

- X Posted career highs in receptions (32) and receiving yards (344) as a sophomore in 2019.
- X Played in 14 games as a redshirt freshman in 2018, tallying 13 receptions for 174 yards and three touchdowns.
- X Redshirted as a true freshman in 2017.

### PERSONAL:

- X Attended Tumwater High School (Tumwater, Washington), where he played on a football team that went 47-5 over his four years.
- X During his final season in 2016, Otton was named the 2A State Player of the Year by the Associated Press, the Olympian newspaper's area Player of the Year and the Seattle Times all-state and Evergreen Conference 2A MVP. He was also named to the all-state team by USA Today and the Tacoma News-Tribune all-area team.
- X Set Tumwater High School school records for career receptions (95), receiving yards (1,705) and receiving touchdowns (33).
- X Ranked as the No. 8 prospect in the state of Washington and the No. 22 tight end prospect in the nation by 247sports.com.
- X Rated as the No. 22 tight end in the country by ESPN.com.
- X Otton played football for his grandfather, Sid Otton, the winningest coach in Washington state high school history.





# OTTON'S GAME-BY-GAME STATISTICS

| 2023              |      | RECEIVING |            |             |           |          |          | RUSHING  |     |    |          |
|-------------------|------|-----------|------------|-------------|-----------|----------|----------|----------|-----|----|----------|
| DATE              | OPP  | NO        | YDS        | AVG         | LG        | TD       | ATT      | YDS      | AVG | LG | TD       |
| Sept. 10          | @MIN | 2         | 19         | 9.5         | 13        | 0        | 0        | 0        | -   | -  | 0        |
| Sept. 17          | CHI  | 6         | 41         | 6.8         | 9         | 0        | 0        | 0        | -   | -  | 0        |
| Sept. 25          | PHI  | 1         | 16         | 16.0        | 16        | 0        | 0        | 0        | -   | -  | 0        |
| Oct. 1            | @NO  | 3         | 13         | 4.3         | 6         | 1        | 0        | 0        | -   | -  | 0        |
| Oct. 15           | DET  | 1         | 15         | 15.0        | 15        | 0        | 0        | 0        | -   | -  | 0        |
| Oct. 22           | ATL  | 5         | 43         | 8.6         | 12        | 0        | 0        | 0        | -   | -  | 0        |
| Oct. 26           | @BUF | 4         | 27         | 6.8         | 12        | 0        | 0        | 0        | -   | -  | 0        |
| Nov. 5            | @HOU | 6         | 70         | 11.7        | 24        | 2        | 0        | 0        | -   | -  | 0        |
| Nov. 12           | TEN  | 2         | 10         | 5.0         | 8         | 0        | 0        | 0        | -   | -  | 0        |
| Nov. 19           | @SF  | 4         | 49         | 12.3        | 27        | 0        | 0        | 0        | -   | -  | 0        |
| Nov. 26           | @IND | 4         | 45         | 11.3        | 24        | 0        | 0        | 0        | -   | -  | 0        |
| Dec. 3            | CAR  | 0         | 0          | 0.0         | 0         | 0        | 0        | 0        | -   | -  | 0        |
| Dec. 10           | @ATL | 2         | 16         | 8.0         | 11        | 1        | 0        | 0        | -   | -  | 0        |
| Dec. 17           | @GB  | 2         | 44         | 22.0        | 22        | 0        | 0        | 0        | -   | -  | 0        |
| Dec. 24           | JAC  | 1         | 7          | 7.0         | 7         | 0        | 0        | 0        | -   | -  | 0        |
| Dec. 31           | NO   | 2         | 10         | 5.0         | 6         | 0        | 0        | 0        | -   | -  | 0        |
| Jan. 7            | @CAR | 2         | 30         | 15.0        | 20        | 0        | 0        | 0        | -   | -  | 0        |
| <b>TOTALS</b>     |      | <b>47</b> | <b>455</b> | <b>9.7</b>  | <b>27</b> | <b>4</b> | <b>0</b> | <b>0</b> | -   | -  | <b>0</b> |
| <b>POSTSEASON</b> |      |           |            |             |           |          |          |          |     |    |          |
| Jan. 15           | PHI  | 8         | 89         | 11.1        | 24        | 0        | 0        | 0        | -   | -  | 0        |
| Jan. 21           | @DET | 5         | 65         | 13.0        | 27        | 1        | 0        | 0        | -   | -  | 0        |
| <b>TOTALS</b>     |      | <b>13</b> | <b>154</b> | <b>11.8</b> | <b>27</b> | <b>1</b> | <b>0</b> | <b>0</b> | -   | -  | <b>0</b> |

## OTTON'S CAREER STATISTICS

| YEAR              | TEAM      | RECEIVING |           |           |            |             |           | RUSHING  |          |          |     |    |          |
|-------------------|-----------|-----------|-----------|-----------|------------|-------------|-----------|----------|----------|----------|-----|----|----------|
|                   |           | GP        | GS        | NO        | YDS        | AVG         | LG        | TD       | ATT      | YDS      | AVG | LG | TD       |
| 2022              | Tampa Bay | 16        | 11        | 42        | 391        | 9.3         | 35        | 2        | 0        | 0        | -   | -  | 0        |
| 2023              | Tampa Bay | 17        | 17        | 47        | 455        | 9.7         | 27        | 4        | 0        | 0        | -   | -  | 0        |
| <b>NFL Totals</b> |           | <b>33</b> | <b>28</b> | <b>89</b> | <b>846</b> | <b>9.5</b>  | <b>35</b> | <b>6</b> | <b>0</b> | <b>0</b> | -   | -  | <b>0</b> |
| <b>Postseason</b> |           |           |           |           |            |             |           |          |          |          |     |    |          |
| YEAR              | TEAM      | GP        | GS        | NO        | YDS        | AVG         | LG        | TD       | ATT      | YDS      | AVG | LG | TD       |
| 2022              | Tampa Bay | 1         | 1         | 4         | 58         | 14.5        | 17        | 0        | 0        | 0        | -   | -  | 0        |
| 2023              | Tampa Bay | 2         | 2         | 13        | 154        | 11.8        | 27        | 1        | 0        | 0        | -   | -  | 0        |
| <b>NFL Totals</b> |           | <b>3</b>  | <b>3</b>  | <b>17</b> | <b>212</b> | <b>12.5</b> | <b>27</b> | <b>1</b> | <b>0</b> | <b>0</b> | -   | -  | <b>0</b> |

# #10 TREY PALMER

WIDE RECEIVER

HT: 6-1 WT: 190

DOB: 4/2/01

NFL: 2ND YEAR

ACQ: D6B, 2023

COLLEGE: NEBRASKA




## ACQUIRED BY BUCS:

- X Selected in the sixth round (191st overall) of the 2023 NFL Draft by the Tampa Bay Buccaneers.

## 2023 HIGHLIGHTS:

- X Made his NFL debut in the Week 1 victory at Minnesota, logging 23 offensive snaps and bringing in two receptions for eight yards and one touchdown.
- X His receiving touchdown in Week 1 came on his first career reception. It also marked the ninth time in team history that a player caught a receiving touchdown in their first game with the Buccaneers, and the first such occurrence since Mike Williams did so on Sept. 12, 2010 vs. Cleveland.
- X In the Week 2 victory over Chicago, played 35 offensive snaps and finished with one reception for 20 yards.
- X Played 32-of-44 offensive snaps in Week 3 vs. Philadelphia, finishing with one reception for eight yards.
- X In the Week 4 victory at New Orleans, played 53-of-71 offensive snaps and finished with two receptions for six yards and one receiving touchdown. It marked Palmer's second career touchdown.
- X Played 37-of-56 offensive snaps in Week 6 vs. Detroit, finishing with two receptions for a then-season-high 47 yards. Brought in a 26-yard reception for his then-longest catch of the season.
- X In Week 7 vs. Atlanta, played 47-of-73 offensive snaps, finishing with one reception for five yards.
- X In Week 8 at Buffalo, played 55-of-68 offensive snaps and finished with three receptions for 22 yards.
- X Started at wide receiver and played 48-of-66 offensive snaps in Week 9 at Houston, finishing with three receptions for a then-season-high 51 yards.
- X In the Week 10 victory over Tennessee, played 54-of-65 offensive snaps and finished with two receptions for 21 yards.
- X Played 51-of-71 offensive snaps in Week 11 at San Francisco, bringing in a then-season-high four receptions for 22 yards. Also had one rush for six yards.
- X In Week 12 at Indianapolis, played 41-of-60 offensive snaps and brought in four receptions for 17 yards.
- X In the Week 13 victory over Carolina, played 38-of-62 offensive snaps, finishing with two receptions for 12 yards and one carry for 13 yards.
- X Started at wide receiver in the Week 14 victory over Atlanta, playing 58-of-68 offensive snaps and finishing with one reception for five yards. Also added one rushing attempt for three yards.
- X Started in the Week 15 victory at Green Bay, playing 35-of-62 offensive snaps and bringing in one reception for five yards.
- X In the Week 16 win over Jacksonville, started at wide receiver and played



39-of-74 offensive snaps, finishing with a then-season-high four receptions for 42 yards.

- X In Week 17 vs. New Orleans, tied his season high in receptions (4) and receiving touchdowns (1), while establishing then-season-highs in receiving yards (84) and longest reception (54 yards).
- X In the Week 18 victory at Carolina, started at wide receiver and played 29-of-65 offensive snaps, bringing in two receptions for 10 yards.
- X In the Wild Card round victory over Philadelphia, he brought in one reception for 56 yards and a touchdown, establishing a new record for the longest postseason touchdown catch in team history.
- X In the Divisional round contest at Detroit, played 38-of-64 offensive snaps and brought in two receptions for 32 yards.

### COLLEGE:

- X Appeared in 39 career games between Louisiana State University (2019-21) and the University of Nebraska (2022), bringing in 112 receptions for 1,501 yards and 12 touchdowns. Also added seven carries for 82 yards.
- X Saw action as a returner in 23 games, logging 27 punt returns for 224 yards (8.3 avg.) and one touchdown, plus 18 kick returns for 456 yards and one touchdown.
- X As a senior at Nebraska in 2022, established career highs in receptions (71), receiving yards (1,043) and touchdowns (nine).
- X Palmer's 1,043 receiving yards in 2022 set a Nebraska single-season record and his 71 receptions established a new high by a wide receiver, while ranking second overall in program history. His nine touchdown receptions were fifth-most in a single season in program history.
- X Among Power Five receivers with 100-or-more targets, his 83.6 Pro Football Focus grade in 2022 ranked third nationally.

- X Across three seasons at LSU, Palmer totaled 41 receptions for 458 yards and three receiving touchdowns.

### PERSONAL:

- X Attended Kentwood High School (Kentwood, La.)
- X Led his high school football team to the Class 1A state title.
- X Was a track standout in high school, winning the 100-meter state title as a senior and recording four 200-meter state championships.
- X Majored in child, youth and family studies at Nebraska.



## PALMER'S GAME-BY-GAME STATISTICS

### 2023

| DATE          | OPP  | NO        | RECEIVING  |            |            |          |          | RUSHING   |            |           |          |          |
|---------------|------|-----------|------------|------------|------------|----------|----------|-----------|------------|-----------|----------|----------|
|               |      |           | YDS        | AVG        | LG         | TD       | ATT      | YDS       | AVG        | LG        | TD       |          |
| Sept. 10      | @MIN | 2         | 8          | 4.0        | 7          | 1        | 0        | 0         | 0          | -         | -        | 0        |
| Sept. 17      | CHI  | 1         | 20         | 20.0       | 20         | 0        | 0        | 0         | 0          | -         | -        | 0        |
| Sept. 25      | PHI  | 1         | 8          | 8.0        | 8          | 0        | 0        | 0         | 0          | -         | -        | 0        |
| Oct. 1        | @NO  | 2         | 6          | 3.0        | 5          | 1        | 0        | 0         | 0          | -         | -        | 0        |
| Oct. 15       | DET  | 2         | 47         | 23.5       | 26         | 0        | 0        | 0         | 0          | -         | -        | 0        |
| Oct. 22       | ATL  | 1         | 5          | 5.0        | 5          | 0        | 0        | 0         | 0          | -         | -        | 0        |
| Oct. 26       | @BUF | 3         | 22         | 7.3        | 15         | 0        | 0        | 0         | 0          | -         | -        | 0        |
| Nov. 5        | @HOU | 3         | 51         | 17.0       | 21         | 0        | 0        | 0         | 0          | -         | -        | 0        |
| Nov. 12       | TEN  | 2         | 21         | 10.5       | 15         | 0        | 0        | 0         | 0          | -         | -        | 0        |
| Nov. 19       | @SF  | 4         | 22         | 5.5        | 17         | 0        | 1        | 6         | 6.0        | 6         | 0        | 0        |
| Nov. 26       | @IND | 4         | 17         | 4.3        | 7          | 0        | 0        | 0         | 0          | -         | -        | 0        |
| Dec. 3        | CAR  | 2         | 12         | 6.0        | 6          | 0        | 1        | 13        | 13.0       | 13        | 0        | 0        |
| Dec. 10       | @ATL | 1         | 5          | 5.0        | 5          | 0        | 1        | 3         | 3.0        | 3         | 0        | 0        |
| Dec. 17       | @GB  | 1         | 5          | 5.0        | 5          | 0        | 0        | 0         | -          | -         | 0        | 0        |
| Dec. 24       | JAC  | 4         | 42         | 10.5       | 18         | 0        | 0        | 0         | -          | -         | 0        | 0        |
| Dec. 31       | NO   | 4         | 84         | 21.0       | 54t        | 1        | 0        | 0         | 0          | -         | -        | 0        |
| Jan. 7        | @CAR | 2         | 10         | 5.0        | 6          | 0        | 0        | 0         | -          | -         | 0        | 0        |
| <b>TOTALS</b> |      | <b>39</b> | <b>385</b> | <b>9.9</b> | <b>54t</b> | <b>3</b> | <b>3</b> | <b>22</b> | <b>8.7</b> | <b>13</b> | <b>0</b> | <b>0</b> |

### POSTSEASON

|               |      |          |           |             |            |          |          |          |            |          |          |          |
|---------------|------|----------|-----------|-------------|------------|----------|----------|----------|------------|----------|----------|----------|
| Jan. 15       | PHI  | 1        | 56        | 56.0        | 56t        | 1        | 1        | 9        | 9.0        | 9        | 0        | 0        |
| Jan. 21       | @DET | 2        | 32        | 16.0        | 23         | 0        | 0        | 0        | -          | -        | 0        | 0        |
| <b>TOTALS</b> |      | <b>3</b> | <b>88</b> | <b>29.3</b> | <b>56t</b> | <b>1</b> | <b>1</b> | <b>9</b> | <b>9.0</b> | <b>9</b> | <b>0</b> | <b>0</b> |

## PALMER'S CAREER STATISTICS

| YEAR              | TEAM      | GP        | GS       | RECEIVING |            |             |            |          | RUSHING  |           |            |           |          |    |
|-------------------|-----------|-----------|----------|-----------|------------|-------------|------------|----------|----------|-----------|------------|-----------|----------|----|
|                   |           |           |          | NO        | YDS        | AVG         | LG         | TD       | ATT      | YDS       | AVG        | LG        | TD       |    |
| 2023              | Tampa Bay | 17        | 8        | 39        | 385        | 9.9         | 54         | 3        | 3        | 22        | 8.7        | 13        | 0        |    |
| <b>NFL Totals</b> |           | <b>17</b> | <b>8</b> | <b>39</b> | <b>385</b> | <b>9.9</b>  | <b>54</b>  | <b>3</b> | <b>3</b> | <b>22</b> | <b>8.7</b> | <b>13</b> | <b>0</b> |    |
| Postseason        | YEAR      | TEAM      | GP       | GS        | Receiving  |             |            |          |          | Rushing   |            |           |          |    |
|                   |           |           |          |           | NO         | YDS         | AVG        | LG       | TD       | ATT       | YDS        | AVG       | LG       | TD |
| 2023              | Tampa Bay | 2         | 0        | 3         | 88         | 29.3        | 56t        | 1        | 1        | 9         | 9.0        | 9         | 0        |    |
| <b>NFL Totals</b> |           | <b>2</b>  | <b>0</b> | <b>3</b>  | <b>88</b>  | <b>29.3</b> | <b>56t</b> | <b>1</b> | <b>1</b> | <b>9</b>  | <b>9.0</b> | <b>9</b>  | <b>0</b> |    |

# #51

## J.J. RUSSELL

LINEBACKER

HT: 6-1 WT: 225

DOB: 10/12/98

NFL: 3RD YEAR

ACQ: FA, 2022

COLLEGE: MEMPHIS



### ACQUIRED BY BUCS:

- X Signed by Tampa Bay as a college free agent on May 13, 2022.

### 2023 HIGHLIGHTS:

- X Was elevated from the practice squad for Tampa Bay's Week 2 victory over Chicago, logging a team-high-tying 20 special teams snaps.
- X Was elevated from the practice squad for Week 3 vs. Philadelphia and recorded a team-high-tying 19 special teams snaps.
- X Was elevated from the practice squad for Tampa Bay's Week 4 victory at New Orleans, logging a team-high-tying 21 special teams snaps.
- X In Week 12 at Indianapolis, logged 13 special teams snaps.
- X Made his first career start in the Week 13 victory over Carolina, playing 71-of-72 defensive snaps and finishing with a then-career-high seven tackles (one for loss), one quarterback hit and 1.0 sack.
- X Russell's sack in Week 13 marked his first career sack.
- X Appeared on special teams in the Week 14 victory over Atlanta, playing 21 special teams snaps and finishing with one special teams tackle.
- X Appeared on special teams in the Week 15 victory at Green Bay, logging 18 special teams snaps.
- X Was inactive for Week 16 vs. Jacksonville and Week 17 vs. New Orleans.
- X Appeared on special teams in the Week 18 victory over Carolina, recording one special teams tackle.
- X Was inactive for the Wild Card round vs. Philadelphia and the Divisional round against Detroit.

### COLLEGE:

- X Spent five seasons at Memphis (2017-21), appearing in 61 games, while starting 50 of those contests, compiling 306 tackles (24 for loss), eight passes defended, 5.0 sacks, five forced fumbles, two fumble recoveries, one interception and one blocked kick.
- X Named first-team All-American Athletic Conference (AAC) as a fifth-year senior in 2021, ranking fourth in the nation in solo tackles per game (6.5) and ninth in total tackles per game (10.2), while leading the AAC in both statistics. Started all 12 games for the Tigers, registering 123 tackles (78 solo, 6.5 for loss), 1.0 sack, one interception, one pass defended and one forced fumble.
- X Started all 11 games in 2020, totaling 58 tackles (3.5 for loss), three passes defended and one forced fumble.
- X Part of a 2019 Memphis team that won the AAC Championship and earned a berth in the Goodyear Cotton Bowl Classic, recording 58 tackles (5.5 for loss) and 1.0 sack.
- X As a sophomore in 2018, Russell started 13-of-14 games played, tallying 58 tackles (8.5 for loss), 3.0 sacks, three forced fumbles and one fumble recovery.
- X Saw time in all 10 games as a true freshman in 2017, notching nine tackles and one blocked kick.

### PERSONAL:

- X Attended Grenada High School (Grenada, Mississippi), where he was an all-state performer.
- X A consensus top-75 outside linebacker in the nation by ESPN.com (No. 54), Scout.com (No. 63) and 247Sports (No. 71).

X Played in the Mississippi-Alabama All-Star Game.

## RUSSELL'S GAME-BY-GAME STATISTICS

### 2023

| DATE          | OPP  | TACKLES  |          |          | TFL      | SK         | YDS        | QH       | INTERCEPTIONS  |          |          |          | FUMBLES  |          |          | ST TACKLES |          |          |          |
|---------------|------|----------|----------|----------|----------|------------|------------|----------|----------------|----------|----------|----------|----------|----------|----------|------------|----------|----------|----------|
|               |      | T        | S        | A        |          |            |            |          | NO             | YDS      | LG       | TD       | PD       | FF       | FR       | YDS        | T        | S        | A        |
| Sept. 10      | @MIN |          |          |          |          |            |            |          | Practice Squad |          |          |          |          |          |          |            |          |          |          |
| Sept. 17      | CHI  | 0        | 0        | 0        | 0        | 0.0        | 0.0        | 0        | 0              | 0        | 0        | 0        | 0        | 0        | 0        | 0          | 0        | 0        | 0        |
| Sept. 25      | PHI  | 0        | 0        | 0        | 0        | 0.0        | 0.0        | 0        | 0              | 0        | 0        | 0        | 0        | 0        | 0        | 0          | 1        | 0        | 1        |
| Oct. 1        | @NO  | 0        | 0        | 0        | 0        | 0.0        | 0.0        | 0        | 0              | 0        | 0        | 0        | 0        | 0        | 0        | 0          | 0        | 0        | 0        |
| Oct. 15       | DET  |          |          |          |          |            |            |          | Practice Squad |          |          |          |          |          |          |            |          |          |          |
| Oct. 22       | ATL  |          |          |          |          |            |            |          | Practice Squad |          |          |          |          |          |          |            |          |          |          |
| Oct. 26       | @BUF |          |          |          |          |            |            |          | Practice Squad |          |          |          |          |          |          |            |          |          |          |
| Nov. 5        | @HOU |          |          |          |          |            |            |          | Practice Squad |          |          |          |          |          |          |            |          |          |          |
| Nov. 12       | TEN  |          |          |          |          |            |            |          | Practice Squad |          |          |          |          |          |          |            |          |          |          |
| Nov. 19       | @SF  |          |          |          |          |            |            |          | Practice Squad |          |          |          |          |          |          |            |          |          |          |
| Nov. 26       | @IND | 0        | 0        | 0        | 0        | 0.0        | 0.0        | 0        | 0              | 0        | 0        |          | 0        | 0        | 0        | 0          | 0        | 0        | 0        |
| Dec. 3        | CAR  | 7        | 6        | 1        | 1        | 1.0        | 9.0        | 1        | 0              | 0        | 0        | 0        | 0        | 0        | 0        | 0          | 0        | 0        | 0        |
| Dec. 10       | @ATL | 0        | 0        | 0        | 0        | 0.0        | 0.0        | 0        | 0              | 0        | 0        | 0        | 0        | 0        | 0        | 0          | 1        | 0        | 1        |
| Dec. 17       | @GB  | 0        | 0        | 0        | 0        | 0.0        | 0.0        | 0        | 0              | 0        | 0        | 0        | 0        | 0        | 0        | 0          | 0        | 0        | 0        |
| Dec. 24       | JAC  |          |          |          |          |            |            |          | Inactive       |          |          |          |          |          |          |            |          |          |          |
| Dec. 31       | NO   |          |          |          |          |            |            |          | Inactive       |          |          |          |          |          |          |            |          |          |          |
| Jan. 7        | @CAR | 0        | 0        | 0        | 0        | 0.0        | 0.0        | 0        | 0              | 0        | 0        | 0        | 0        | 0        | 0        | 0          | 1        | 1        | 0        |
| <b>TOTALS</b> |      | <b>7</b> | <b>6</b> | <b>1</b> | <b>1</b> | <b>1.0</b> | <b>9.0</b> | <b>1</b> | <b>0</b>       | <b>0</b> | <b>0</b> | <b>0</b> | <b>0</b> | <b>0</b> | <b>0</b> | <b>0</b>   | <b>3</b> | <b>1</b> | <b>2</b> |

### POSTSEASON

|               |      |   |   |   |   |   |   |   |          |   |   |   |   |   |   |   |   |   |   |
|---------------|------|---|---|---|---|---|---|---|----------|---|---|---|---|---|---|---|---|---|---|
| Jan. 15       | PHI  |   |   |   |   |   |   |   | Inactive |   |   |   |   |   |   |   |   |   |   |
| Jan. 21       | @DET |   |   |   |   |   |   |   | Inactive |   |   |   |   |   |   |   |   |   |   |
| <b>TOTALS</b> |      | - | - | - | - | - | - | - | -        | - | - | - | - | - | - | - | - | - | - |

## RUSSELL'S CAREER STATISTICS

| Year              | Team      | GP        | GS       | Tackles   |          |          | Sk         | Yds        | INT      |          |          |          | Fumbles  |          |          | ST Tackles |          |          |   |
|-------------------|-----------|-----------|----------|-----------|----------|----------|------------|------------|----------|----------|----------|----------|----------|----------|----------|------------|----------|----------|---|
|                   |           |           |          | T         | S        | A        |            |            | No       | Yds      | Lg       | TD       | PD       | FF       | FR       | Yds        | T        | S        | A |
| 2022              | Tampa Bay | 6         | 0        | 4         | 1        | 3        | 0.0        | 0.0        | 0        | 0        | 0        | 0        | 0        | 0        | 0        | 0          | 2        | 2        | 0 |
| 2023              | Tampa Bay | 8         | 1        | 7         | 6        | 1        | 1.0        | 9.0        | 0        | 0        | 0        | 0        | 0        | 0        | 0        | 0          | 3        | 1        | 2 |
| <b>NFL Totals</b> |           | <b>14</b> | <b>1</b> | <b>11</b> | <b>7</b> | <b>4</b> | <b>1.0</b> | <b>9.0</b> | <b>0</b> | <b>0</b> | <b>0</b> | <b>0</b> | <b>0</b> | <b>0</b> | <b>0</b> | <b>5</b>   | <b>3</b> | <b>2</b> |   |

# #25

## STERLING SHEPARD

**WIDE RECEIVER**

**HT:** 5-10 **WT:** 198

**DOB:** 2/10/93

**NFL:** 9TH YEAR

**ACQ:** UFA (NYG), 2024

**COLLEGE:** OKLAHOMA



### TRANSACTIONS:

- X Originally entered the NFL as a second-round pick (40th overall) by the New York Giants in the 2016 NFL Draft.
- X Signed as an unrestricted free agent by the Tampa Bay Buccaneers on June 6, 2024.

### AWARDS & ACCOLADES:

- X 2016 PFWA All-Rookie team.

### CAREER HIGHLIGHTS:

- X Has appeared in 90 career games, all with the Giants, making 74 starts and totaling 372 receptions for 4,095 yards and 23 receiving touchdowns. Has also added 24 rushing attempts for 186 yards and one rushing touchdown.
- X Has started one career playoff game, bringing in four receptions for 63 yards.
- X At the time of his departure from the Giants, ranked fifth all-time in franchise history in receptions with 372.
- X Established career highs in both receptions (66) and receiving yards (872) during the 2018 season with the Giants.
- X Ranked tied for ninth in the NFL and tied for fifth among all rookies with eight receiving touchdowns in 2016.
- X Brought in his first career reception and first career touchdown reception when he made his NFL debut in Week 1 of the 2016 season against the Dallas Cowboys (9/11/16).

### 2023 HIGHLIGHTS:

- X Appeared in 15 games for the New York Giants, making two starts and bringing in 10 receptions for 57 yards and one touchdown. Also added one carry for six yards.

### COLLEGE:

- X Appeared in 50 games, making 41 starts, across four years at the University of Oklahoma (2012-15).
- X Finished his collegiate career with 233 receptions for 3,482 yards and 26 receiving touchdowns, adding 17 carries for 109 yards.
- X Ranks second in Oklahoma program history in receptions (233) and receiving yards (3,482), while ranking fourth in touchdown receptions (26) and 100-yard receiving games (12).
- X As a senior in 2015, received first-team All-America honors after he brought in 86 receptions for 1,288 receiving yards and 11 touchdowns with Baker Mayfield as his quarterback. Was also named first-team All-Big 12.
- X His 86 receptions as a senior marked the third-highest single-season total in Oklahoma history.
- X Received first-team All-Big 12 recognition following his junior season at Oklahoma (2014) when he tallied 51 receptions for 970 yards and five receiving touchdowns.
- X As both a junior and a senior, was a semifinalist for the Biletnikoff Award, given to the nation's top wide receiver.
- X Tied an Oklahoma program record with a 15-catch game against Kansas State as a junior.

### PERSONAL:

- X Has two daughters, Cali Clay and Cassie Snow.
- X Is the son of Cheri and Derrick Shepard.
- X At Oklahoma, wore the same jersey number (3) as his late father, who

played wide receiver at Oklahoma from 1983-86.

- X Majored in Arts & Sciences Planned Program.
- X Attended Heritage Hall High School (Heritage Hall, Okla.) where he recorded 5,148 career all-purpose yards.
- X Selected to the Under Armour All-American Game.

### COMMUNITY:

- X Partnered with the American Heart Association to host a virtual Play 60 conversation with students across the tri-state (New York, New Jersey, Connecticut) area.

- X Met with members of the Wounded Warriors Project during their visit to the New York Giants facility to watch practice and enjoy a day with the team.
- X Represented the Alzheimer's Association and American Heart Association to honor his father and grandmother during the NFL's My Cause, My Cleats initiative.

## SHEPARD'S CAREER STATISTICS

| YEAR              | TEAM        | RECEIVING |           |            |              |             |            |           | RUSHING   |            |            |           |          |
|-------------------|-------------|-----------|-----------|------------|--------------|-------------|------------|-----------|-----------|------------|------------|-----------|----------|
|                   |             | GP        | GS        | NO         | YDS          | AVG         | LG         | TD        | ATT       | YDS        | AVG        | LG        | TD       |
| 2016              | N.Y. Giants | 16        | 16        | 65         | 683          | 10.5        | 32t        | 8         | 3         | 31         | 10.3       | 22        | 0        |
| 2017              | N.Y. Giants | 11        | 10        | 59         | 731          | 12.4        | 77t        | 2         | 4         | 4          | 1.0        | 12        | 0        |
| 2018              | N.Y. Giants | 16        | 16        | 66         | 872          | 13.2        | 58         | 4         | 3         | 33         | 11.0       | 27        | 0        |
| 2019              | N.Y. Giants | 10        | 10        | 57         | 576          | 10.1        | 36         | 3         | 6         | 72         | 12.0       | 23        | 0        |
| 2020              | N.Y. Giants | 12        | 12        | 66         | 656          | 9.9         | 29         | 3         | 6         | 49         | 8.2        | 23t       | 1        |
| 2021              | N.Y. Giants | 7         | 6         | 36         | 366          | 10.2        | 37t        | 1         | 1         | -9         | -9.0       | -9        | 0        |
| 2022              | N.Y. Giants | 3         | 2         | 13         | 154          | 11.8        | 65t        | 0         | 0         | 0          | -          | -         | 0        |
| 2023              | N.Y. Giants | 15        | 2         | 10         | 57           | 5.7         | 54         | 3         | 3         | 22         | 8.7        | 13        | 0        |
| <b>NFL Totals</b> |             | <b>90</b> | <b>74</b> | <b>372</b> | <b>4,095</b> | <b>11.0</b> | <b>77t</b> | <b>23</b> | <b>24</b> | <b>186</b> | <b>7.8</b> | <b>27</b> | <b>1</b> |
| Postseason        |             | Receiving |           |            |              |             |            |           | Rushing   |            |            |           |          |
| YEAR              | TEAM        | GP        | GS        | NO         | YDS          | AVG         | LG         | TD        | ATT       | YDS        | AVG        | LG        | TD       |
| 2016              | N.Y. Giants | 1         | 1         | 4          | 63           | 15.8        | 26         | 0         | 0         | 0          | -          | -         | 0        |
| <b>NFL Totals</b> |             | <b>1</b>  | <b>1</b>  | <b>4</b>   | <b>63</b>    | <b>15.8</b> | <b>26</b>  | <b>0</b>  | <b>0</b>  | <b>0</b>   | <b>-</b>   | <b>-</b>  | <b>0</b> |

### SINGLE-GAME HIGHS

**Receptions:** 11, twice, last vs. Philadelphia, 12/17/17  
**Receiving Yards:** 167, at Atlanta, 10/22/18  
**Receiving TDs:** 1, 23 times, last at Dallas, 11/12/23  
**Long Reception:** 77t, at Philadelphia, 9/24/17



# #77

## JUSTIN SKULE

### OFFENSIVE TACKLE

HT: 6-6 WT: 315

DOB: 11/23/96

NFL: 5TH YEAR

ACQ: FA, 2022

COLLEGE: VANDERBILT



FRONT OFFICE

VETERANS

2023 REVIEW

HISTORY

RECORDS

SIDELINES

### TRANSACTIONS:

- X Selected in the sixth round (183rd overall) in the 2019 NFL Draft by the San Francisco 49ers. Was waived on Aug. 30, 2022.
- X Signed to the Buccaneers' practice squad on Sept. 21, 2022.

### CAREER HIGHLIGHTS:

- X Has started 12-of-49 career games, totaling 797 offensive snaps. Has yielded just 6.5 sacks in that time.

### 2023 HIGHLIGHTS:

- X Appeared on special teams in Weeks 1-10, 12.
- X Appeared in a reserve capacity on offense in Week 11 at San Francisco, logging two offensive snaps. Also appeared on special teams.
- X In the Week 13 victory over Carolina, appeared in a reserve capacity on offense, logging one offensive snap. Also appeared on special teams.
- X In the Week 14 victory over Atlanta and Week 15 victory at Green Bay, appeared on special teams and in a reserve capacity on offense, reporting eligible for one snap.
- X Appeared in a reserve capacity on offense in the Week 16 win over Jacksonville, logging four offensive snaps.
- X In Week 17 vs. New Orleans, appeared on special teams and in a reserve

capacity on offense, logging three snaps.

- X In the Week 18 victory at Carolina, appeared in a reserve capacity on offense, playing seven snaps.
- X Appeared in a reserve capacity on offense and on special teams in the Wild Card round victory over Philadelphia.
- X Appeared on special teams in the Divisional round contest at Detroit.

### COLLEGE:

- X Played four seasons at Vanderbilt (2015-18), starting 40-of-45 games and making 40 consecutive starts.
- X Began his college career at right tackle before moving to left tackle prior to his junior season.
- X Was named the SEC Offensive Lineman of the Week for the week of Oct. 27, 2018.
- X Was on the SEC Academic Honor Roll from 2015-17.


### PERSONAL:

- X Attended Centreville High School (Clifton, Virginia) where he played in two state championships and won one in 2013.
- X Also competed in shot put and discus.
- X His father works for the FBI.
- X Last name is pronounced "School."

## SKULE'S CAREER STATISTICS

**Games/Starts:** SF: 2019: 15/8 (P:3/0); 2020: 16/4; TB: 2022: 1/0; 2023: 17/0 (P: 2/0)  
**Career Totals:** 49/12 (P: 5/0)

#37

**TAVIERRE THOMAS****CORNERBACK****HT:** 5-10 **WT:** 205**DOB:** 3/11/96**NFL:** 7TH YEAR**ACQ:** UFA (HOU), 2024**COLLEGE:** FERRIS STATE**TRANSACTIONS:**

- X Originally entered the NFL as a college free agent with the Arizona Cardinals on April 30, 2018. Was waived by the Cardinals on Sept. 1, 2018.
- X Was claimed by the Cleveland Browns on Sept. 2, 2018.
- X Signed with the Houston Texans as an unrestricted free agent on March 22, 2021.
- X Signed with the Tampa Bay Buccaneers as an unrestricted free agent on March 18, 2024.

**AWARDS & ACCOLADES:**

- X 1x AFC Defensive Player of the Week (Week 16, 2021)

**CAREER HIGHLIGHTS:**

- X Has appeared in 81 career games, making 22 starts between the Cleveland Browns (2018-20) and the Houston Texans (2021-23).
- X In his career, has amassed 182 tackles (six for loss), six passes defended, six forced fumbles, two interceptions (returned 48 yds., 1 TD), two fumble recoveries, two quarterback hits, and 1.0 sack.
- X Has appeared in two career postseason games, logging one tackle. Also added three special teams tackles.

**2023 HIGHLIGHTS:**

- X Played nine games, making five starts, for the Houston Texans and finished with 47 tackles (two for loss), two forced fumbles and one pass defended.

**COLLEGE:**

- X Appeared in 45 career games at Ferris State University (2014-17), finishing with 175 tackles, 35 passes defended,

and 14 interceptions (wo returned for touchdowns).

- X Earned Division II first-team All-America honors and first-team All-GLIAC (Great Lakes Intercollegiate Athletic Conference) honors in the 2016 and 2017 seasons.
- X Was named the GLIAC Defensive Back of the Year as a senior in 2017 after posting 60 tackles, 18 passes defended and four interceptions.
- X Earned consensus All-America accolades as a junior in 2016 sfter finishing the year with 59 total tackles, 15 passes defended and a team-high six interceptions.
- X As a sophomore in 2015, notched 48 total tackles, three interceptions and one forced fumble.
- X Decided to attend Ferris State on an academic scholarship after posting a 3.8 GPA in high school. Walked on to the football team as a freshman.

**PERSONAL:**

- X Attended Detroit Allen High School (Detroit, Mich.)

## THOMAS' CAREER STATISTICS

| Year              | Team      | GP        | GS       | Tackles   |          |          | Sk         | Yds        | INT      |          |          |          | Fumbles  |          |          | ST Tackles |           |           |           |
|-------------------|-----------|-----------|----------|-----------|----------|----------|------------|------------|----------|----------|----------|----------|----------|----------|----------|------------|-----------|-----------|-----------|
|                   |           |           |          | T         | S        | A        |            |            | No       | Yds      | Lg       | TD       | PD       | FF       | FR       | Yds        | T         | S         | A         |
| 2018              | Cleveland | 13        | 0        | 1         | 1        | 0        | 0.0        | 0.0        | 0        | 0        | 0        | 0        | 0        | 0        | 0        | 0          | 7         | 6         | 1         |
| 2019              | Cleveland | 16        | 0        | 0         | 0        | 0        | 0.0        | 0.0        | 0        | 0        | 0        | 0        | 0        | 0        | 1        | 0          | 9         | 4         | 5         |
| 2020              | Cleveland | 16        | 3        | 20        | 19       | 1        | 1.0        | 7.0        | 0        | 0        | 0        | 0        | 0        | 1        | 1        | 0          | 10        | 10        | 0         |
| 2021              | Houston   | 17        | 8        | 78        | 46       | 32       | 0.0        | 0.0        | 2        | 48       | 48t      | 1        | 4        | 1        | 0        | 0          | 8         | 5         | 3         |
| 2022              | Houston   | 10        | 6        | 36        | 19       | 17       | 0.0        | 0.0        | 0        | 0        | 0        | 0        | 1        | 2        | 0        | 0          | 5         | 4         | 1         |
| 2023              | Houston   | 9         | 5        | 47        | 27       | 20       | 0.0        | 0.0        | 0        | 0        | 0        | 0        | 1        | 2        | 0        | 0          | 4         | 3         | 1         |
| <b>NFL Totals</b> |           | <b>14</b> | <b>1</b> | <b>11</b> | <b>7</b> | <b>4</b> | <b>1.0</b> | <b>9.0</b> | <b>0</b> | <b>0</b> | <b>0</b> | <b>0</b> | <b>0</b> | <b>0</b> | <b>0</b> | <b>0</b>   | <b>43</b> | <b>32</b> | <b>11</b> |
| <b>Playoffs</b>   |           |           |          |           |          |          |            |            |          |          |          |          |          |          |          |            |           |           |           |
| Year              | Team      | GP        | GS       | Tackles   |          |          | Sk         | Yds        | INT      |          |          |          | Fumbles  |          |          | ST Tackles |           |           |           |
|                   |           |           |          | T         | S        | A        |            |            | No       | Yds      | Lg       | TD       | PD       | FF       | FR       | Yds        | T         | S         | A         |
| 2020              | Cleveland | 2         | 0        | 1         | 1        | 0        | 0.0        | 0.0        | 0        | 0        | 0        | 0        | 0        | 0        | 0        | 0          | 3         | 1         | 2         |
| <b>Postseason</b> |           | <b>2</b>  | <b>0</b> | <b>1</b>  | <b>1</b> | <b>0</b> | <b>0.0</b> | <b>0.0</b> | <b>0</b> | <b>0</b> | <b>0</b> | <b>0</b> | <b>0</b> | <b>0</b> | <b>0</b> | <b>0</b>   | <b>3</b>  | <b>1</b>  | <b>2</b>  |

#83

## CODY THOMPSON

WIDE RECEIVER

HT: 6-2 WT: 205

DOB: 1/11/96

NFL: 3RD YEAR

ACQ: FA, 2024

COLLEGE: TOLEDO



## TRANSACTIONS:

- X Originally entered the NFL college free agent with the Kansas City Chiefs on May 4, 2019. Was Released on Aug. 31, 2019.
- X Signed to Kansas City's practice squad on Sept. 1, 2019. Was released on Oct. 29, 2019.
- X Signed to the Seattle Seahawks' practice squad on Oct. 30, 2019. Was released on Nov. 5, 2019.
- X Signed to the Cincinnati Bengals' practice squad on Nov. 19, 2019. Was released on Jan. 6, 2020.
- X Signed a future contract with the Seattle Seahawks on Jan. 14, 2020.
- X Signed as a free agent with the Tampa Bay Buccaneers on June 6, 2024.

## CAREER HIGHLIGHTS:

- X Has appeared in 12 career games, all for the Seattle Seahawks, bringing in one reception for 10 yards and recording three special teams tackles.

## 2023 HIGHLIGHTS:

- X Appeared in seven games for the Seahawks, logging one catch for 10 yards and adding two special teams tackles.

## COLLEGE:

- X Played in 56 career games at the University of Toledo (2014-18), totaling

181 receptions for 3,312 yards and 30 receiving touchdowns.

- X Owns the Toledo program record for touchdown receptions with 30, and ranks second in receiving yards with 3,312.
- X Received first-team All-MAC recognition as a redshirt senior in 2018 after posting 48 receptions for 647 yards and 10 receiving touchdowns.
- X Was named first-team All-MAC following his redshirt sophomore season in 2016 in which he hauled in 64 receptions for a career-high 1,269 receiving yards and 11 touchdowns.

## PERSONAL:

- X Attended Huron High School (Huron, Ohio), where he played quarterback and punted.
- X Was named second-team all-conference, second-team all-district and academic all-conference as a senior after throwing for 1,883 yards and 17 touchdowns and adding 1,139 rushing yards and 22 rushing touchdowns.
- X Also played basketball, where he was an honorable mention all-district player as a junior.
- X Is the son of Scott and Lois Thompson.
- X Majored in Marketing.

## THOMPSON'S CAREER STATISTICS

| YEAR              | TEAM      | GP        | GS       | RECEIVING |           |             |           |          | RUSHING  |          |          |          |          |
|-------------------|-----------|-----------|----------|-----------|-----------|-------------|-----------|----------|----------|----------|----------|----------|----------|
|                   |           |           |          | NO        | YDS       | AVG         | LG        | TD       | ATT      | YDS      | AVG      | LG       | TD       |
| 2022              | Tampa Bay | 5         | 0        | 0         | 0         | -           | -         | 0        | 0        | 0        | -        | -        | 0        |
| 2023              | Tampa Bay | 7         | 0        | 1         | 10        | 10.0        | 10        | 0        | 0        | 0        | -        | -        | 0        |
| <b>NFL Totals</b> |           | <b>12</b> | <b>0</b> | <b>1</b>  | <b>10</b> | <b>10.0</b> | <b>10</b> | <b>0</b> | <b>0</b> | <b>0</b> | <b>-</b> | <b>-</b> | <b>0</b> |

# #2

## KYLE TRASK

QUARTERBACK

HT: 6-5 WT: 236

DOB: 3/6/98

NFL: 4TH YEAR

ACQ: D2, 2021

COLLEGE: FLORIDA



FRONT OFFICE

VETERANS

2023 REVIEW

HISTORY

RECORDS

SIDELINES

### ACQUIRED BY BUCS:

- X Selected in the second round (64th overall) of the 2021 NFL Draft by the Buccaneers.

### 2023 HIGHLIGHTS:

- X Did not play in Weeks 1-9, 11-18.
- X Logged one snap in the Week 10 victory over Tennessee.
- X In Week 12 at Indianapolis, played two snaps, going 0-for-1 on pass attempts.
- X Did not play in the Wild Card round victory over Philadelphia or the Divisional round contest at Detroit.

### COLLEGE:

- X Played in 28 games at Florida (2016-20), completing 552-of-813 passes for 7,386 yards and 69 touchdowns. Trask's 69 career touchdown passes rank sixth in school history, while his 7,386 career passing yards rank eighth.
- X In 2020, Trask completed 301-of-437 passes (68.9 pct.) for 4,283 yards (9.8 avg.) with 43 touchdowns and eight interceptions, while rushing for an additional three touchdowns.
- X A Heisman Trophy Finalist in 2020, Trask led the FBS in total touchdowns (46) and touchdown passes (43) while ranking second in passing yards (4,283). His 43 touchdown passes established a new school record and rank third in a single season in SEC history (LSU's Joe Burrow, 60 in 15 games in 2019; Missouri's Drew Lock, 44 in 13 games in 2017).
- X Trask's 46 total touchdowns tied for the sixth-most in a single season in the SEC and ranked second in school history, trailing only Tim Tebow (55 in 2007).
- X Trask finished second nationally in passing yards per game (356.9),

breaking Rex Grossman's school record (354.0 in 2001) and ranking third in SEC history, behind only Kentucky's Tim Couch (388.6 in 1998) and LSU's Joe Burrow (378.1 in 2019).

- X Earned second-team All-America honors (Associated Press, Sporting News) and second-team All-SEC honors (Associate Press, SEC Coaches), while finishing as a finalist for the Davey O'Brien National Quarterback Award, Johnny Unitas Golden Arm Award, Manning Award and Earl Campbell Tyler Rose Award.
- X In 2019, played in 12 games, with 10 starts, completing 237-of-354 passes (66.9 pct.) for 2,941 yards, with 25 touchdowns and seven interceptions, earning third-team All-SEC honors.
- X Played in four games as a backup in 2018.
- X Did not play in 2017.
- X Redshirted in 2016.

### PERSONAL:

- X Attended Manvel High School (Manvel, Texas).
- X Helped his team to an 11-3 record as a senior and a spot in the Texas UIL 6A Division 2 Quarterfinals.

## TRASK'S GAME-BY-GAME STATISTICS

**2023**

| DATE          | OPP  | ATT      | CMP      | PCT        | PASSING  |            |          |          |          | LG       | SK-YDS     | RTG         |
|---------------|------|----------|----------|------------|----------|------------|----------|----------|----------|----------|------------|-------------|
|               |      |          |          |            | YDS      | YDS/ATT    | TD       | INT      |          |          |            |             |
| Sept. 10      | @MIN |          |          |            |          |            |          |          |          |          |            |             |
| Sept. 17      | CHI  |          |          |            |          |            |          |          |          |          |            |             |
| Sept. 25      | PHI  |          |          |            |          |            |          |          |          |          |            |             |
| Oct. 1        | @NO  |          |          |            |          |            |          |          |          |          |            |             |
| Oct. 15       | DET  |          |          |            |          |            |          |          |          |          |            |             |
| Oct. 22       | ATL  |          |          |            |          |            |          |          |          |          |            |             |
| Oct. 26       | @BUF |          |          |            |          |            |          |          |          |          |            |             |
| Nov. 5        | @HOU |          |          |            |          |            |          |          |          |          |            |             |
| Nov. 12       | TEN  | 0        | 0        | 0.0        | 0        | 0.0        | 0        | 0        | 0        | 0        | 0-0        | 0.0         |
| Nov. 19       | @SF  |          |          |            |          |            |          |          |          |          |            |             |
| Nov. 26       | @IND | 1        | 0        | 0.0        | 0        | 0.0        | 0        | 0        | 0        | 0        | 0-0        | 39.6        |
| Dec. 3        | CAR  |          |          |            |          |            |          |          |          |          |            |             |
| Dec. 10       | @ATL |          |          |            |          |            |          |          |          |          |            |             |
| Dec. 17       | @GB  |          |          |            |          |            |          |          |          |          |            |             |
| Dec. 24       | JAC  |          |          |            |          |            |          |          |          |          |            |             |
| Dec. 31       | NO   |          |          |            |          |            |          |          |          |          |            |             |
| Jan. 7        | @CAR |          |          |            |          |            |          |          |          |          |            |             |
| <b>TOTALS</b> |      | <b>1</b> | <b>0</b> | <b>0.0</b> | <b>0</b> | <b>0.0</b> | <b>0</b> | <b>0</b> | <b>0</b> | <b>0</b> | <b>0-0</b> | <b>39.6</b> |

**POSTSEASON**

|               |      |          |          |          |          |          |          |          |          |          |          |          |
|---------------|------|----------|----------|----------|----------|----------|----------|----------|----------|----------|----------|----------|
| Jan. 15       | PHI  |          |          |          |          |          |          |          |          |          |          |          |
| Jan. 21       | @DET |          |          |          |          |          |          |          |          |          |          |          |
| <b>TOTALS</b> |      | <b>-</b> | <b>-</b> | <b>-</b> | <b>-</b> | <b>-</b> | <b>-</b> | <b>-</b> | <b>-</b> | <b>-</b> | <b>-</b> | <b>-</b> |

## TRASK'S CAREER STATISTICS

| Year              | Team      | GP       | GS       | Passing   |          |             | Yds       | Y/A        | TD       | Int      | Lg       | Sk       | Yds      |             |
|-------------------|-----------|----------|----------|-----------|----------|-------------|-----------|------------|----------|----------|----------|----------|----------|-------------|
|                   |           |          |          | Att       | Cmp      | Pct         |           |            |          |          |          |          | Lst      | RTG         |
| 2022              | Tampa Bay | 1        | 0        | 9         | 3        | 33.3        | 23        | 2.6        | 0        | 0        | 9        | 0        | 0        | 42.4        |
| 2023              | Tampa Bay | 2        | 0        | 1         | 0        | 0.0         | 0         | 0.0        | 0        | 0        | 0        | 0        | 0        | 39.6        |
| <b>NFL Totals</b> |           | <b>3</b> | <b>0</b> | <b>10</b> | <b>3</b> | <b>30.0</b> | <b>23</b> | <b>2.6</b> | <b>0</b> | <b>0</b> | <b>9</b> | <b>0</b> | <b>0</b> | <b>39.6</b> |

# #97 ZACH TRINER

**LONG SNAPPER**

**HT:** 6-3 **WT:** 245

**DOB:** 1/30/91

**NFL:** 6TH YEAR

**ACQ:** FA, 2019

**COLLEGE:** ASSUMPTION



## TRANSACTIONS:

- X Signed to a futures contract with New York Jets on January 5, 2017. Waived on May 8, 2017.
- X Signed to Green Bay Packers' practice squad on December 27, 2017. Signed to a futures contract with Green Bay on January 2, 2018. Waived on September 1, 2018.
- X Signed to a futures contract with Tampa Bay Buccaneers on January 3.

## CAREER HIGHLIGHTS:

- X Super Bowl LV Champion.
- X Has appeared in 75 career games, all as the team's long snapper, logging 10 career special teams tackles.
- X Has appeared in nine career playoff games.

## 2023 HIGHLIGHTS:

- X Appeared on special teams in the Week 1 victory at Minnesota, logging 11 snaps.
- X Appeared on special teams in the Week 2 win over Chicago, logging 10 special teams snaps.
- X In Week 3 vs. Philadelphia, logged five special teams snaps.
- X Played nine special teams snaps in the Week 4 victory at New Orleans.
- X In Week 6 vs. Detroit, logged eight special teams snaps.
- X Appeared on six special teams snaps in Week 7 vs. Atlanta.
- X Recorded nine special teams snaps in Week 8 at Buffalo.
- X Played 11 special teams snaps in Week 9 at Houston, recording his first special teams tackle of the season.

- X In the Week 10 victory over Tennessee, played nine special teams snaps and finished with one special teams tackle.
- X Appeared on special teams in Week 11 at San Francisco, playing special teams snaps.
- X Played eight special teams snaps in Week 12 at Indianapolis.
- X In the Week 13 victory over Carolina, played 11 special teams snaps.
- X Logged 11 special teams snaps in the Week 14 victory over Atlanta.
- X Played seven special teams snaps in the Week 15 victory at Green Bay.
- X Logged eight special teams snaps in the Week 16 win over Jacksonville, recording one special teams tackle.
- X Appeared on six special teams snaps in Week 17 vs. New Orleans.
- X Played nine special teams snaps in the Week 18 victory at Carolina.
- X Appeared on nine special teams snaps in the Wild Card round win over Philadelphia.
- X Logged eight special teams snaps in the Divisional round contest at Detroit.

## COLLEGE:

- X Appeared in 25 games in three seasons at Assumption College (2012-14) as a defensive lineman.
- X Logged 66 tackles, 14 tackles for loss, 8.5 sacks, three forced fumbles and two fumble recoveries.
- X As a senior (2014), played in all 11 games, tallying 31 tackles, with 7.5 for loss, 5.5 sacks, two forced fumbles and one fumble recovery.
- X As a junior (2013), recorded 31 tackles, five tackles for loss, two sacks, one forced fumble and one fumble recovery.

- X Appeared in three games in his sophomore season (2012), notching four tackles and a sack.
- X Transferred from Sienna College, where he won a Metro Atlantic Athletic Conference title in lacrosse.
- X Majored in psychology.

### PERSONAL:

- X Played football and lacrosse at Marshfield High School (Marshfield, Massachusetts), where he was a two-time all-state and all-conference performer in both sports.
- X Son of Kristin and Stephen Gangi. Father, Stephen, played in the MLB for the Boston Red Sox and Atlanta Braves.

### COMMUNITY:

- X In November 2021, the Buccaneers specialist helped serve dinner to patients undergoing cancer treatments and their families at Florida Cancer Specialists.
- X Triner took a visit to MacDill Air Force Base to learn and speak with members of the military.
- X Triner also participated in the Buccaneers Mock Trial and sat in on bail and probation hearings at the Hillsborough County Courthouse on Tuesday to gain perspective on the criminal justice system.

## TRINER'S CAREER STATISTICS

**Games/Starts:** TB: 2019: 16/0; 2020: 16/0 (P:4/0); 2021: 9/0 (P:2/0); 2022: 17/0 (P:1/0); 2023: 17/0 (P: 1/0)

**Career Totals:** 75/0 (P: 9/0)

**Special Teams Tackles:** 10 - 3 in 2023; 1 in 2022; 3 in 2021; 2 in 2020; 1 in 2019



#9

**JOE TRYON-SHOYINKA****OUTSIDE LINEBACKER****HT:** 6-5 **WT:** 259**DOB:** 4/30/99**NFL:** 4TH YEAR**ACQ:** D1, 2021**COLLEGE:** WASHINGTON**ACQUIRED BY BUCS:**

- X Selected in the first round (32nd overall) of the 2021 NFL Draft by the Buccaneers.

**CAREER HIGHLIGHTS:**

- X Started 34-of-51 games for the Buccaneers, totaling 109 tackles (18 for loss), 31 quarterback hits, 13.0 sacks, six passes defended, one forced fumble and one fumble recovery.
- X Has appeared in five playoff games, making one start and logging seven tackles (one for loss), three quarterback hits, one pass defended and 1.0 sack.

**2023 HIGHLIGHTS:**

- X Logged one tackle, one quarterback hit and one fumble recovery in the Week 1 victory at Minnesota.
- X Played 28 defensive snaps in the Week 2 victory over Chicago, finishing with four tackles (two for loss), three quarterback hits and 2.0 sacks.
- X His two sacks in Week 2 marked his second career multi-sack performance, joining Oct. 3, 2021 at New England.
- X In Week 3 vs. Philadelphia, played 48-of-78 defensive snaps, finishing with two tackles (one for loss).
- X Played 43-of-65 defensive snaps in the Week 4 victory at New Orleans, finishing with two tackles.
- X In Week 6 vs. Detroit, played 51-of-70 defensive snaps and finished with four tackles (one for loss), 1.0 sack and one pass defended.
- X Played 45-of-65 defensive snaps in Week 7 vs. Atlanta, finishing with six tackles (one for loss).

- X In Week 8 at Buffalo, played 39-of-69 defensive snaps and finished with two tackles and one quarterback hit.
- X Played 48-of-72 defensive snaps in Week 9 at Houston, finishing with one tackle.
- X In the Week 10 victory over Tennessee, played 24-of-63 defensive snaps and finished with two tackles (one for loss).
- X Played 34-of-60 defensive snaps in Week 11 at San Francisco.
- X In Week 12 at Indianapolis, played 28-of-73 defensive snaps and finished with two tackles (one for loss), 1.0 sack and one quarterback hit.
- X Tryon-Shoyinka's sack in Week 12 moved him to 4.0 on the season, tying his career high.
- X In the Week 13 victory over Carolina, played 27-of-72 defensive snaps and finished with four tackles.
- X Played 24-of-72 defensive snaps in the Week 14 victory over Atlanta, finishing with three tackles and recording his 100th career tackle.
- X In the Week 15 victory at Green Bay, played 18-of-60 defensive snaps and finished with two tackles.
- X Played 23-of-66 defensive snaps in the Week 16 win over Jacksonville, finishing with one tackle. Also added a career-high-tying two special teams tackles.



FRONT OFFICE

VETERANS

2023 REVIEW

HISTORY

RECORDS

SIDELINES

- X In Week 17 vs. New Orleans, started at outside linebacker, playing 34-of-70 defensive snaps and logged three tackles.
- X In the Week 18 victory at Carolina, played 24-of-52 defensive snaps and recorded three tackles, one quarterback hit, 1.0 sack and one forced fumble. He recorded his first career stripsack and his first career forced fumble.
- X In the Wild Card round victory over Philadelphia, recorded one tackle, two quarterback hits and 1.0 sack. It marked his first career postseason sack.
- X In the Divisional round contest at Detroit, played 27-of-73 defensive snaps and finished with three tackles.

### COLLEGE:

- X Played in 25 games at Washington (2017-20), starting 14, totaling 61 tackles, (14.5 for loss), 9.0 sacks and two passes defended.
- X Did not play in the 2020 season after declaring for the 2021 NFL Draft, but was selected as a preseason All-American (first team, Phil Steele; second team, Sporting News) and named to the Bronko Nagurski and Butkus Award preseason watch lists.
- X As a redshirt sophomore in 2019, started 12-of-13 games, registering 41 tackles (12.5 for loss), 8.0 sacks and one pass defended, earning second-team All-Pac-12 honors. His 8.0 sacks tied for fifth in the Pac-12, while his 12.5 tackles for loss were fifth-most in the conference.
- X Named Pac-12 Defensive Lineman of the Week after recording 2.5 tackles for loss and two sacks against Washington State (11/29/19).
- X Played in 12 games as a redshirt freshman, with two starts, recording 20 tackles (two for loss), one sack and one pass defended.
- X Redshirted in 2017.

### PERSONAL:

- X Attended Hazen High School (Renton, Washington).
- X As a senior in 2016, earned North Puget Sound League Defensive Lineman of the Year, Seattle Times all-state honors

and first-team All-NPSL honors at both defensive line and tight end, while also being named to the USA Today all-state team (all levels) and the Seattle Times all-area team.

- X Also played basketball and baseball at Hazen.



# TRYON-SHOYINKA'S GAME-BY-GAME STATISTICS

FRONT OFFICE

VETERANS

2023 REVIEW

HISTORY

RECORDS

SIDELINES

## 2023

| DATE              | OPP  | TACKLES   |           |           |          |            |             | INTERCEPTIONS |          |          |          |          | FUMBLES  |          |          | ST TACKLES |          |          |          |
|-------------------|------|-----------|-----------|-----------|----------|------------|-------------|---------------|----------|----------|----------|----------|----------|----------|----------|------------|----------|----------|----------|
|                   |      | T         | S         | A         | TFL      | SK         | YDS         | QH            | NO       | YDS      | LG       | TD       | PD       | FF       | FR       | YDS        | T        | S        | A        |
| Sept. 10          | @MIN | 2         | 1         | 1         | 0        | 0.0        | 0.0         | 1             | 0        | 0        | 0        | 0        | 0        | 0        | 1        | 0          | 0        | 0        | 0        |
| Sept. 17          | CHI  | 4         | 4         | 0         | 2        | 2.0        | 21.0        | 3             | 0        | 0        | 0        | 0        | 0        | 0        | 0        | 0          | 0        | 0        | 0        |
| Sept. 25          | PHI  | 2         | 2         | 0         | 1        | 0.0        | 0.0         | 0             | 0        | 0        | 0        | 0        | 0        | 0        | 0        | 0          | 0        | 0        | 0        |
| Oct. 1            | @NO  | 2         | 1         | 1         | 0        | 0.0        | 0.0         | 0             | 0        | 0        | 0        | 0        | 0        | 0        | 0        | 0          | 0        | 0        | 0        |
| Oct. 15           | DET  | 4         | 3         | 1         | 1        | 1.0        | 1.0         | 0             | 0        | 0        | 0        | 0        | 1        | 0        | 0        | 0          | 0        | 0        | 0        |
| Oct. 22           | ATL  | 6         | 4         | 2         | 1        | 0.0        | 0.0         | 0             | 0        | 0        | 0        | 0        | 0        | 0        | 0        | 0          | 0        | 0        | 0        |
| Oct. 26           | @BUF | 2         | 2         | 0         | 0        | 0.0        | 0.0         | 1             | 0        | 0        | 0        | 0        | 0        | 0        | 0        | 0          | 0        | 0        | 0        |
| Nov. 5            | @HOU | 1         | 0         | 1         | 0        | 0.0        | 0.0         | 0             | 0        | 0        | 0        | 0        | 0        | 0        | 0        | 0          | 0        | 0        | 0        |
| Nov. 12           | TEN  | 2         | 2         | 0         | 1        | 0.0        | 0.0         | 0             | 0        | 0        | 0        | 0        | 0        | 0        | 0        | 0          | 0        | 0        | 0        |
| Nov. 19           | @SF  | 0         | 0         | 0         | 0        | 0.0        | 0.0         | 0             | 0        | 0        | 0        | 0        | 0        | 0        | 0        | 0          | 0        | 0        | 0        |
| Nov. 26           | @IND | 2         | 1         | 1         | 1        | 1.0        | 9.0         | 1             | 0        | 0        | 0        | 0        | 0        | 0        | 0        | 0          | 0        | 0        | 0        |
| Dec. 3            | CAR  | 4         | 1         | 3         | 0        | 0.0        | 0.0         | 0             | 0        | 0        | 0        | 0        | 0        | 0        | 0        | 0          | 0        | 0        | 0        |
| Dec. 10           | @ATL | 3         | 2         | 1         | 0        | 0.0        | 0.0         | 0             | 0        | 0        | 0        | 0        | 0        | 0        | 0        | 0          | 0        | 0        | 0        |
| Dec. 17           | @GB  | 2         | 1         | 1         | 0        | 0.0        | 0.0         | 0             | 0        | 0        | 0        | 0        | 0        | 0        | 0        | 0          | 0        | 0        | 0        |
| Dec. 24           | JAC  | 1         | 0         | 1         | 0        | 0.0        | 0.0         | 0             | 0        | 0        | 0        | 0        | 0        | 0        | 0        | 0          | 2        | 2        | 0        |
| Dec. 31           | NO   | 3         | 1         | 2         | 0        | 0.0        | 0.0         | 0             | 0        | 0        | 0        | 0        | 0        | 0        | 0        | 0          | 0        | 0        | 0        |
| Jan. 7            | @CAR | 3         | 1         | 2         | 0        | 1.0        | 9.0         | 1             | 0        | 0        | 0        | 0        | 0        | 1        | 0        | 0          | 0        | 0        | 0        |
| <b>TOTALS</b>     |      | <b>43</b> | <b>26</b> | <b>17</b> | <b>7</b> | <b>5.0</b> | <b>39.0</b> | <b>7</b>      | <b>0</b> | <b>0</b> | <b>0</b> | <b>0</b> | <b>1</b> | <b>1</b> | <b>1</b> | <b>0</b>   | <b>2</b> | <b>2</b> | <b>0</b> |
| <b>POSTSEASON</b> |      |           |           |           |          |            |             |               |          |          |          |          |          |          |          |            |          |          |          |
| Jan. 15           | PHI  | 1         | 1         | 0         | 0        | 1.0        | 0.0         | 2             | 0        | 0        | 0        | 0        | 0        | 0        | 0        | 0          | 0        | 0        | 0        |
| Jan. 21           | @DET | 3         | 1         | 2         | 0        | 0.0        | 0.0         | 0             | 0        | 0        | 0        | 0        | 0        | 0        | 0        | 0          | 0        | 0        | 0        |
| <b>TOTALS</b>     |      | <b>4</b>  | <b>2</b>  | <b>2</b>  | <b>0</b> | <b>1.0</b> | <b>0.0</b>  | <b>2</b>      | <b>0</b> | <b>0</b> | <b>0</b> | <b>0</b> | <b>0</b> | <b>0</b> | <b>0</b> | <b>0</b>   | <b>0</b> | <b>0</b> | <b>0</b> |

## TRYON-SHOYINKA'S CAREER STATISTICS

| Year              | Team      | Tackles   |           |            |           |           |             | INT         |          |          |          |          | Fumbles  |          |          | ST Tackles |          |          |          |
|-------------------|-----------|-----------|-----------|------------|-----------|-----------|-------------|-------------|----------|----------|----------|----------|----------|----------|----------|------------|----------|----------|----------|
|                   |           | GP        | GS        | T          | S         | A         | Sk          | Yds         | No       | Yds      | Lg       | TD       | PD       | FF       | FR       | Yds        | T        | S        | A        |
| 2021              | Tampa Bay | 17        | 6         | 26         | 19        | 7         | 4.0         | 17.0        | 0        | 0        | 0        | 0        | 3        | 0        | 0        | 0          | 3        | 2        | 1        |
| 2022              | Tampa Bay | 17        | 16        | 40         | 23        | 17        | 4.0         | 30.5        | 0        | 0        | 0        | 0        | 2        | 0        | 0        | 0          | 0        | 0        | 0        |
| 2023              | Tampa Bay | 17        | 12        | 40         | 25        | 15        | 4.0         | 30.0        | 0        | 0        | 0        | 0        | 1        | 0        | 1        | 0          | 2        | 2        | 0        |
| <b>NFL Totals</b> |           | <b>50</b> | <b>34</b> | <b>106</b> | <b>67</b> | <b>39</b> | <b>12.0</b> | <b>78.5</b> | <b>0</b> | <b>0</b> | <b>0</b> | <b>0</b> | <b>6</b> | <b>0</b> | <b>1</b> | <b>0</b>   | <b>5</b> | <b>4</b> | <b>1</b> |
| <b>Playoffs</b>   |           |           |           |            |           |           |             |             |          |          |          |          |          |          |          |            |          |          |          |
| Year              | Team      | Tackles   |           |            |           |           |             | INT         |          |          |          |          | Fumbles  |          |          | ST Tackles |          |          |          |
|                   |           | GP        | GS        | T          | S         | A         | Sk          | Yds         | No       | Yds      | Lg       | TD       | PD       | FF       | FR       | Yds        | T        | S        | A        |
| 2021              | Tampa Bay | 2         | 0         | 1          | 1         | 0         | 0.0         | 0.0         | 0        | 0        | 0        | 0        | 1        | 0        | 0        | 0          | 0        | 0        | 0        |
| 2022              | Tampa Bay | 1         | 0         | 2          | 1         | 1         | 0.0         | 0.0         | 0        | 0        | 0        | 0        | 0        | 0        | 0        | 0          | 0        | 0        | 0        |
| 2023              | Tampa Bay | 2         | 0         | 4          | 2         | 2         | 1.0         | 0.0         | 0        | 0        | 0        | 0        | 0        | 0        | 0        | 0          | 0        | 0        | 0        |
| <b>Postseason</b> |           | <b>5</b>  | <b>0</b>  | <b>7</b>   | <b>4</b>  | <b>3</b>  | <b>1.0</b>  | <b>0.0</b>  | <b>0</b> | <b>0</b> | <b>0</b> | <b>0</b> | <b>1</b> | <b>0</b> | <b>0</b> | <b>0</b>   | <b>0</b> | <b>0</b> | <b>0</b> |

#44

## SEAN TUCKER

**RUNNING BACK**  
**HT:** 5-10 **WT:** 205  
**DOB:** 10/25/01  
**NFL:** 2ND YEAR  
**ACQ:** FA, 2023  
**COLLEGE:** SYRACUSE

**ACQUIRED BY BUCS:**

- X Signed by Tampa Bay as a college free agent on May 12, 2023.

**2023 HIGHLIGHTS:**

- X Made his NFL debut in the Week 1 victory at Minnesota, logging five carries for 15 yards and two receptions for nine yards.
- X In the Week 2 victory over Chicago, logged 17 offensive snaps and finished with eight rushes for seven yards. Also contributed nine special teams snaps.
- X Appeared on special teams and in a reserve capacity on offense in Week 3 vs. Philadelphia, finishing with four offensive snaps and eight special teams snaps. Logged two carries for one yard, and added one special teams tackle.
- X Appeared on special teams in the Week 4 victory at New Orleans and in Week 6 vs. Detroit.
- X In Week 7 vs. Atlanta, appeared on special teams, logging seven snaps.
- X Was inactive for Week 8 at Buffalo and Week 9 at Houston.
- X Appeared primarily on special teams in Weeks 10-14.
- X Did Not Play in Weeks 15-18.
- X Did Not Play in the Wild Card round victory over Philadelphia or the Divisional round contest at Detroit.

**COLLEGE:**

- X Appeared in 33 games across three seasons (2020-2022) at Syracuse University, logging 589 rushes for 3,341 yards (5.4 avg.) and 27 touchdowns. Also added 64 receptions for 622 yards and four touchdowns.

- X Started all 12 games as a junior (2022), rushing 206 times for 1,060 yards (5.1 avg) and 11 touchdowns and added 36 receptions for 254 yards and two touchdowns. His 1,060 yards rushing were the 12th-highest total in program history and his 36 receptions are the third-highest single-season total by a running back in program history. First running back in school history to have over 1,000 rushing yards and 250 receiving yards in back-to-back seasons.
- X Started all 12 games as a sophomore (2021), recording 246 carries for 1,496 rushing yards and 12 touchdowns, also added 20 receptions for 255 yards and two touchdowns. His 1,496 rushing yards were sixth in the nation and broke Joe Morris' 42-year-old Syracuse single-season rushing record (1,372 yards).
- X Also set the school record for quickest player to rush for 1,000 yards in school history (eight games). Set the program record for most 100-yard games in a season (nine) and most consecutive 100 yards games (seven).
- X Finished fourth in the nation in yards per game (124.7), fifth in the nation in all-purpose yards (145.9 yards per game), and fourth nationally in yards from scrimmage (1,751) which also ranked third in school history. Became the first player in program history to rush for 100+ yards and have over 100 yards receiving in a single game (UAlbany 9/18).
- X Was named one-of-15 semifinalists for The Maxwell Award, presented annually to the nation's most outstanding college football player and was named First Team All-ACC, earning most votes out

of anyone on All-ACC Team. Also ran on the Orange track and field team during the indoor season, finishing with a 6.90 second career best mark.

- X Appeared in nine games with seven starts as a freshman (2020), totaling 137 carries for 626 yards and four touchdowns, also added eight receptions for 113 yards. Became starting running back four games into the season following a rash of injuries and opt outs at the position. Ran for the third-most yards in a single season by a Syracuse freshman (626), which was also the fourth-most in the FBS by a true freshman this season. His three 100+ yard games are the second-

most in a single season by a Syracuse freshman ever.

### PERSONAL:

- X Attended Calvert Hall High School (Towson, MD).
- X Played on both sides of the ball as a running back and cornerback and rushed for 1,204 yards and 14 touchdowns as a senior.
- X Sprinter for the Calvert Hall indoor and outdoor track teams, winning the MIAA indoor title in the 55-meter dash two years in a row, as well as the 100-meter and 200-meter sprints as a junior.

## TUCKER'S GAME-BY-GAME STATISTICS

| 2023<br>DATE      | OPP  | ATT       | RUSHING   |            |          |              |          | RECEIVING |            |          |          |  |
|-------------------|------|-----------|-----------|------------|----------|--------------|----------|-----------|------------|----------|----------|--|
|                   |      |           | YDS       | AVG        | LG       | TD           | NO       | YDS       | AVG        | LG       | TD       |  |
| Sept. 10          | @MIN | 5         | 15        | 3.0        | 5        | 0            | 2        | 9         | 4.5        | 6        | 0        |  |
| Sept. 17          | CHI  | 8         | 7         | 0.9        | 7        | 0            | 0        | 0         | 0.0        | 0        | 0        |  |
| Sept. 25          | PHI  | 2         | 1         | 0.5        | 2        | 0            | 0        | 0         | 0.0        | 0        | 0        |  |
| Oct. 1            | @NO  | 0         | 0         | 0.0        | 0        | 0            | 0        | 0         | 0.0        | 0        | 0        |  |
| Oct. 15           | DET  | 0         | 0         | 0.0        | 0        | 0            | 0        | 0         | 0.0        | 0        | 0        |  |
| Oct. 22           | ATL  | 0         | 0         | 0.0        | 0        | 0            | 0        | 0         | 0.0        | 0        | 0        |  |
| Oct. 26           | @BUF |           |           |            |          | Inactive     |          |           |            |          |          |  |
| Nov. 5            | @HOU |           |           |            |          | Inactive     |          |           |            |          |          |  |
| Nov. 12           | TEN  | 0         | 0         | 0.0        | 0        | 0            | 0        | 0         | 0.0        | 0        | 0        |  |
| Nov. 19           | @SF  | 0         | 0         | 0.0        | 0        | 0            | 0        | 0         | 0.0        | 0        | 0        |  |
| Nov. 26           | @IND | 0         | 0         | 0.0        | 0        | 0            | 0        | 0         | 0.0        | 0        | 0        |  |
| Dec. 3            | CAR  | 0         | 0         | 0.0        | 0        | 0            | 0        | 0         | 0.0        | 0        | 0        |  |
| Dec. 10           | @ATL | 0         | 0         | 0.0        | 0        | 0            | 0        | 0         | 0.0        | 0        | 0        |  |
| Dec. 17           | @GB  |           |           |            |          | Did Not Play |          |           |            |          |          |  |
| Dec. 24           | JAC  |           |           |            |          | Did Not Play |          |           |            |          |          |  |
| Dec. 31           | NO   |           |           |            |          | Did Not Play |          |           |            |          |          |  |
| Jan. 7            | @CAR |           |           |            |          | Did Not Play |          |           |            |          |          |  |
| <b>TOTALS</b>     |      | <b>15</b> | <b>23</b> | <b>1.5</b> | <b>7</b> | <b>0</b>     | <b>2</b> | <b>9</b>  | <b>4.5</b> | <b>6</b> | <b>0</b> |  |
| <b>POSTSEASON</b> |      |           |           |            |          |              |          |           |            |          |          |  |
| Jan. 15           | PHI  |           |           |            |          | Did Not Play |          |           |            |          |          |  |
| Jan. 21           | @DET |           |           |            |          | Did Not Play |          |           |            |          |          |  |
| <b>TOTALS</b>     |      | <b>-</b>  | <b>-</b>  | <b>-</b>   | <b>-</b> | <b>-</b>     | <b>-</b> | <b>-</b>  | <b>-</b>   | <b>-</b> | <b>-</b> |  |

## TUCKER'S CAREER STATISTICS

| YEAR              | TEAM      | GP        | GS       | RUSHING   |           |            |          |          | RECEIVING |          |            |          |          |
|-------------------|-----------|-----------|----------|-----------|-----------|------------|----------|----------|-----------|----------|------------|----------|----------|
|                   |           |           |          | ATT       | YDS       | AVG        | LG       | TD       | NO.       | YDS      | AVG        | LG       | TD       |
| 2023              | Tampa Bay | 11        | 0        | 15        | 23        | 1.5        | 7        | 0        | 2         | 9        | 4.5        | 6        | 0        |
| <b>NFL Totals</b> |           | <b>11</b> | <b>0</b> | <b>15</b> | <b>23</b> | <b>1.5</b> | <b>7</b> | <b>0</b> | <b>2</b>  | <b>9</b> | <b>4.5</b> | <b>6</b> | <b>0</b> |

#50  
VITA VEA

DEFENSIVE LINEMAN

HT: 6-4 WT: 347

DOB: 2/5/95

NFL: 7TH YEAR

ACQ: D1, 2018

COLLEGE: WASHINGTON

**ACQUIRED BY BUCS:**

- X Selected in the first round (12th overall) of the 2018 NFL Draft by the Buccaneers.

**AWARDS & ACCOLADES:**

- X Super Bowl LV Champion.
- X 2021 Pro Bowl Selection

**CAREER HIGHLIGHTS:**

- X Has started 74-of-79 games he has played, recording 180 tackles (31 for loss), 53 quarterback hits, 23.5 sacks, six passes defended, three forced fumbles and two fumble recoveries.
- X Has played in seven postseason contests, with five starts, recording 10 tackles (two for loss), five quarterback hits and 2.5 sacks.
- X Recorded first career multi-sack game at Atlanta (12/5/21), with 2.0 sacks.
- X Registered first career fumble recovery against Chicago (10/24/21).
- X Scored first NFL touchdown when he caught a one-yard pass in a Buccaneers' win at Atlanta (11/24/19).
- X Recorded first career sack (Alex Smith) vs. Washington (11/11/18).
- X Recorded a career-high nine tackles, which was the most by a Buccaneers defensive lineman since Week 15 of 2015, at Baltimore (12/16/18).
- X Made NFL debut at Chicago (9/30/18).
- X Made first career start in win vs. Cleveland (10/21/18).

**2023 HIGHLIGHTS:**

- X Was named a team captain for the 2023 season.
- X Started at nose tackle in the Week 1 victory at Minnesota, logging four tackles (one for loss).
- X According to Pro Football Focus, was Tampa Bay's second-highest graded defender in Week 1, earning a 75.8 grade.
- X In Week 2 vs. Chicago, played 34 defensive snaps and finished with three tackles (one for loss), three quarterback hits and 1.5 sacks.
- X His 1.5 sack performance in Week 2 marked his highest sack output in a game since Nov. 6, 2022 vs. L.A. Rams (2.0)
- X Played 41-of-78 defensive snaps in Week 3 vs. Philadelphia, logging three tackles.
- X In the Week 4 victory at New Orleans, played 44-of-68 defensive snaps and finished with three tackles (one for loss), 2.0 sacks, two quarterback hits and one forced fumble.
- X His 2.0 sacks in Week 4 marked his third career multi-sack performance and his first since 11/6/2022 vs. L.A. Rams.
- X Through five weeks, Vea's 3.5 sacks ranked fourth among defensive tackles.
- X In Week 6 vs. Detroit, finished with a then-season-high six tackles (one for loss) and one forced fumble. It marked his second forced fumble in as many games.

- X Ve'a's forced fumble in Week 6 was his third over his previous 17 games, after not recording one over his first 52 career games played.
- X According to Pro Football Focus, was Tampa Bay's highest-graded defensive player in Week 6, earning a 90.0 grade.
- X Through six weeks, Ve'a was just one of just five players – and the only non-edge rusher – to have 3.5-or-more sacks, five-or-more quarterback hits, four-or-more tackles for loss and two-or-more forced fumbles.
- X In Week 7 vs. Atlanta, played 36-of-65 defensive snaps and finished with two tackles.
- X Was inactive for Week 8 at Buffalo.
- X In Week 9 at Houston, played 50-of-72 defensive snaps and finished with four tackles (one for loss) and one quarterback hit.
- X According to Pro Football Focus, was Tampa Bay's second-highest graded defensive starter in Week 9, earning a 72.3 grade.
- X In the Week 10 victory over Tennessee, played 39-of-63 defensive snaps and finished with two tackles (one for loss), two quarterback hits and 1.0 sack.
- X According to Pro Football Focus, was Tampa Bay's highest-graded defender in Week 10, earning a 72.6 grade.
- X In Week 11 at San Francisco, played 38-of-60 defensive snaps and finished with four tackles (two for loss), 1.0 sack and one quarterback hit.
- X Ve'a's sack in Week 11 improved his then-team-leading total to 5.5 and his career total to 23.5.
- X Played 46-of-73 defensive snaps in Week 12 at Indianapolis.



- X In the Week 13 victory over Carolina, played 46-of-72 defensive snaps and logged two tackles.
- X Was inactive for Week 14 at Atlanta.
- X In the Week 15 victory at Green Bay, played 28-of-60 defensive snaps and recorded two tackles.
- X Played 35-of-66 defensive snaps in the Week 16 win over Jacksonville, finishing with one tackle.
- X In Week 17 vs. New Orleans, played 48-of-70 defensive snaps, finishing with a season-high-tying six tackles.
- X In the Week 18 victory at Carolina, played 38-of-52 defensive snaps and recorded one tackle.
- X In the Wild Card round win over Philadelphia, tallied two tackles, one quarterback hit and 0.5 sacks. He improved his career postseason sack total to 2.5.
- X In the Divisional round contest at Detroit, played 48-of-73 defensive snaps and finished with one tackle and one quarterback hit.

### COLLEGE:

- X Played in 40 career games at Washington (2014-17), recording 100 tackles (15 for loss), 9.5 sacks, six passes defended, two forced fumbles and two blocked kicks.
- X As a redshirt junior (2017), earned the Pac-12 Pat Tillman Defensive Player of the Year Award, as well as the Morris Trophy, given annually to the top defensive lineman in the Pac-12, as voted on by the conference's offensive linemen.
- X Named second-team All-American by USA Today, Sports Illustrated, SB Nation and The Athletic, while earning first-team All-Pac-12 Honors from both the league's coaches and the



Associated Press. Was also a finalist for the Polynesian Player of the Year and was a Bednarik Award semifinalist.

- X Started all 13 games as a senior, recording 44 tackles (5.5 for loss), four passes defended, 2.5 sacks and a blocked punt.
- X Helped anchor Washington's run defense, which ranked fourth in the NCAA in rushing yards allowed per game (100.9), while only allowing 2.86 yards per carry, the second-lowest mark in the NCAA.
- X Part of a Washington defense that allowed just 16.1 points per game, the fifth-best mark in the country, and allowed only 298.0 yards per game, the eighth-fewest in the NCAA.
- X Played in all 14 games, with five starts, as a redshirt sophomore (2016), tallying 39 tackles (6.5 for loss), 5.0 sacks, two passes defended and a forced fumble.
- X As a redshirt freshman in 2015, played in 13 games, registering 17 tackles (three for loss), one forced fumble, one pass defended and one sack.
- X Redshirted in 2014.

#### **PERSONAL/COMMUNITY:**

- X Attended Milpitas High School (Milpitas, California).
- X Played defensive line and running back in high school.
- X Named to MaxPreps.com All-NorCal first team and Division II all-state first-team as a senior, while also being named first-team All-Metro by the San Francisco Chronicle and the San Jose Mercury News.
- X Vea, along with the defensive linemen hosted the 8th annual "D-Line Delivers Christmas". Local families were surprised with a tour of AdventHealth Training Center, dinner with D-Line, and a shopping spree at Target.





## VEA'S GAME-BY-GAME STATISTICS

| 2023              |      | TACKLES   |           |           |          |            |             | INTERCEPTIONS |          |          |          |          | FUMBLES  |          |          | ST TACKLES |          |          |          |          |
|-------------------|------|-----------|-----------|-----------|----------|------------|-------------|---------------|----------|----------|----------|----------|----------|----------|----------|------------|----------|----------|----------|----------|
| DATE              | OPP  | T         | S         | A         | TFL      | SK         | YDS         | QH            | NO       | YDS      | LG       | TD       | PD       | FF       | FR       | YDS        | T        | S        | A        |          |
| Sept. 10          | @MIN | 4         | 3         | 1         | 1        | 0.0        | 0.0         | 0             | 0        | 0        | 0        | 0        | 0        | 0        | 0        | 0          | 0        | 0        | 0        | 0        |
| Sept. 17          | CHI  | 3         | 2         | 1         | 1        | 1.5        | 12.5        | 3             | 0        | 0        | 0        | 0        | 0        | 0        | 0        | 0          | 0        | 0        | 0        | 0        |
| Sept. 25          | PHI  | 3         | 0         | 3         | 0        | 0.0        | 0.0         | 0             | 0        | 0        | 0        | 0        | 0        | 0        | 0        | 0          | 0        | 0        | 0        | 0        |
| Oct. 1            | @NO  | 3         | 2         | 1         | 1        | 2.0        | 9.0         | 2             | 0        | 0        | 0        | 0        | 0        | 1        | 0        | 0          | 0        | 0        | 0        | 0        |
| Oct. 15           | DET  | 6         | 4         | 2         | 1        | 0.0        | 0.0         | 0             | 0        | 0        | 0        | 0        | 0        | 1        | 0        | 0          | 0        | 0        | 0        | 0        |
| Oct. 22           | ATL  | 2         | 2         | 0         | 0        | 0.0        | 0.0         | 0             | 0        | 0        | 0        | 0        | 0        | 0        | 0        | 0          | 0        | 0        | 0        | 0        |
| Oct. 26           | @BUF | Inactive  |           |           |          |            |             |               |          |          |          |          |          |          |          |            |          |          |          |          |
| Nov. 5            | @HOU | 4         | 4         | 0         | 1        | 0.0        | 0.0         | 1             | 0        | 0        | 0        | 0        | 0        | 0        | 0        | 0          | 0        | 0        | 0        | 0        |
| Nov. 12           | TEN  | 2         | 1         | 1         | 1        | 1.0        | 9.0         | 2             | 0        | 0        | 0        | 0        | 0        | 0        | 0        | 0          | 0        | 0        | 0        | 0        |
| Nov. 19           | @SF  | 4         | 4         | 0         | 2        | 1.0        | 1.0         | 1             | 0        | 0        | 0        | 0        | 0        | 0        | 0        | 0          | 0        | 0        | 0        | 0        |
| Nov. 26           | @IND | 0         | 0         | 0         | 0        | 0.0        | 0.0         | 0             | 0        | 0        | 0        | 0        | 0        | 0        | 0        | 0          | 0        | 0        | 0        | 0        |
| Dec. 3            | CAR  | 2         | 1         | 1         | 0        | 0.0        | 0.0         | 0             | 0        | 0        | 0        | 0        | 0        | 0        | 0        | 0          | 0        | 0        | 0        | 0        |
| Dec. 10           | @ATL | Inactive  |           |           |          |            |             |               |          |          |          |          |          |          |          |            |          |          |          |          |
| Dec. 17           | @GB  | 2         | 0         | 2         | 0        | 0.0        | 0.0         | 0             | 0        | 0        | 0        | 0        | 0        | 0        | 0        | 0          | 0        | 0        | 0        | 0        |
| Dec. 24           | JAC  | 1         | 0         | 1         | 0        | 0.0        | 0.0         | 0             | 0        | 0        | 0        | 0        | 0        | 0        | 0        | 0          | 0        | 0        | 0        | 0        |
| Dec. 31           | NO   | 6         | 3         | 3         | 0        | 0.0        | 0.0         | 0             | 0        | 0        | 0        | 0        | 0        | 0        | 0        | 0          | 0        | 0        | 0        | 0        |
| Jan. 7            | @CAR | 1         | 1         | 0         | 0        | 0.0        | 0.0         | 0             | 0        | 0        | 0        | 0        | 0        | 0        | 0        | 0          | 0        | 0        | 0        | 0        |
| <b>TOTALS</b>     |      | <b>43</b> | <b>28</b> | <b>15</b> | <b>8</b> | <b>5.5</b> | <b>22.5</b> | <b>9</b>      | <b>0</b> | <b>0</b> | <b>0</b> | <b>0</b> | <b>0</b> | <b>2</b> | <b>0</b> | <b>0</b>   | <b>0</b> | <b>0</b> | <b>0</b> | <b>0</b> |
| <b>POSTSEASON</b> |      |           |           |           |          |            |             |               |          |          |          |          |          |          |          |            |          |          |          |          |
| Jan. 15           | PHI  | 2         | 1         | 1         | 0        | 0.5        | 4.5         | 1             | 0        | 0        | 0        | 0        | 0        | 0        | 0        | 0          | 0        | 0        | 0        | 0        |
| Jan. 21           | @DET | 1         | 1         | 0         | 0        | 0.0        | 0.0         | 1             | 0        | 0        | 0        | 0        | 0        | 0        | 0        | 0          | 0        | 0        | 0        | 0        |
| <b>TOTALS</b>     |      | <b>3</b>  | <b>2</b>  | <b>1</b>  | <b>0</b> | <b>0.5</b> | <b>4.5</b>  | <b>2</b>      | <b>0</b> | <b>0</b> | <b>0</b> | <b>0</b> | <b>0</b> | <b>0</b> | <b>0</b> | <b>0</b>   | <b>0</b> | <b>0</b> | <b>0</b> | <b>0</b> |

## VEA'S CAREER STATISTICS

| Year              | Team      | Tackles   |           |            |            |           |             | INT          |          |          |          |          | Fumbles  |          |          | ST Tackles |          |          |          |   |
|-------------------|-----------|-----------|-----------|------------|------------|-----------|-------------|--------------|----------|----------|----------|----------|----------|----------|----------|------------|----------|----------|----------|---|
|                   |           | GP        | GS        | T          | S          | A         | Sk          | Yds          | No       | Yds      | Lg       | TD       | PD       | FF       | FR       | Yds        | T        | S        | A        |   |
| 2018              | Tampa Bay | 13        | 8         | 28         | 21         | 7         | 3.0         | 16.0         | 0        | 0        | 0        | 0        | 0        | 0        | 0        | 0          | 0        | 0        | 0        |   |
| 2019              | Tampa Bay | 16        | 16        | 35         | 19         | 16        | 2.5         | 17.0         | 0        | 0        | 0        | 0        | 3        | 0        | 0        | 0          | 0        | 0        | 0        |   |
| 2020              | Tampa Bay | 5         | 5         | 10         | 6          | 4         | 2.0         | 19.0         | 0        | 0        | 0        | 0        | 0        | 0        | 0        | 0          | 0        | 0        | 0        |   |
| 2021              | Tampa Bay | 16        | 16        | 33         | 22         | 11        | 4.0         | 32.0         | 0        | 0        | 0        | 0        | 3        | 0        | 1        | 0          | 0        | 0        | 0        |   |
| 2022              | Tampa Bay | 14        | 14        | 31         | 15         | 16        | 6.5         | 45.5         | 0        | 0        | 0        | 0        | 0        | 1        | 1        | 0          | 0        | 0        | 0        |   |
| 2023              | Tampa Bay | 15        | 15        | 43         | 28         | 15        | 5.5         | 22.5         | 0        | 0        | 0        | 0        | 0        | 2        | 0        | 0          | 0        | 0        | 0        |   |
| <b>NFL Totals</b> |           | <b>79</b> | <b>74</b> | <b>180</b> | <b>111</b> | <b>69</b> | <b>23.5</b> | <b>152.0</b> | <b>0</b> | <b>0</b> | <b>0</b> | <b>0</b> | <b>6</b> | <b>3</b> | <b>2</b> | <b>0</b>   | <b>0</b> | <b>0</b> | <b>0</b> |   |
| <b>Playoffs</b>   |           |           |           |            |            |           |             |              |          |          |          |          |          |          |          |            |          |          |          |   |
| Year              | Team      | Tackles   |           |            |            |           |             | INT          |          |          |          |          | Fumbles  |          |          | ST Tackles |          |          |          |   |
|                   |           | GP        | GS        | T          | S          | A         | Sk          | Yds          | No       | Yds      | Lg       | TD       | PD       | FF       | FR       | Yds        | T        | S        | A        |   |
| 2020              | Tampa Bay | 2         | 0         | 1          | 1          | 0         | 0.0         | 0.0          | 0        | 0        | 0        | 0        | 0        | 0        | 0        | 0          | 0        | 0        | 0        | 0 |
| 2021              | Tampa Bay | 2         | 2         | 4          | 2          | 2         | 1.0         | 10.0         | 0        | 0        | 0        | 0        | 0        | 0        | 0        | 0          | 0        | 0        | 0        | 0 |
| 2022              | Tampa Bay | 1         | 1         | 2          | 2          | 0         | 1.0         | 8.0          | 0        | 0        | 0        | 0        | 0        | 0        | 0        | 0          | 0        | 0        | 0        | 0 |
| 2023              | Tampa Bay | 2         | 2         | 3          | 2          | 1         | 0.5         | 4.5          | 0        | 0        | 0        | 0        | 0        | 0        | 0        | 0          | 0        | 0        | 0        | 0 |
| <b>Postseason</b> |           | <b>7</b>  | <b>5</b>  | <b>10</b>  | <b>7</b>   | <b>3</b>  | <b>2.5</b>  | <b>22.5</b>  | <b>0</b> | <b>0</b> | <b>0</b> | <b>0</b> | <b>0</b> | <b>0</b> | <b>0</b> | <b>0</b>   | <b>0</b> | <b>0</b> | <b>0</b> |   |

#73

**BRANDON WALTON****TACKLE****HT:** 6-5 **WT:** 300**DOB:** 3/18/98**NFL:** 3RD YEAR**ACQ:** W (PIT), 2021**COLLEGE:** FLORIDA ATLANTIC**TRANSACTIONS:**

- X Originally entered the league as a college free agent with the Buffalo Bills on May 5, 2020. Waived on Sept. 5, 2020.
- X Signed to Buffalo's practice squad on Sept. 6, 2020. Released on Sept. 8, 2020.
- X Signed to the Pittsburgh Steelers' practice squad on Sept. 19, 2020.
- X Declared a free agent following the 2020 season prior to being signed by the Steelers on Jan. 14, 2021. Waived on Aug. 17, 2021.
- X Acquired by the Tampa Bay Buccaneers off waivers from Pittsburgh on Aug. 18, 2021. Waived on Aug. 31, 2021.
- X Signed to the Buccaneers' practice squad on Sept. 1, 2021.
- X Signed by Tampa Bay to a future contract on Feb. 16, 2022.

**CAREER HIGHLIGHTS:**

- X Has appeared in 15 career games, all for the Buccaneers, making two starts.

**2023 HIGHLIGHTS:**

- X Was inactive for Weeks 1-7, 12-18.
- X Appeared on special teams in Weeks 8-11.
- X Was inactive for the Wild Card round vs. Philadelphia and the Divisional round contest at Detroit.

**COLLEGE:**

- X Appeared in 44 games over four seasons at Florida Atlantic (2016-19).
- X Member of two Conference USA Championship teams at FAU.
- X Named 2019 first-team All-CUSA as a left tackle during his senior season.

**PERSONAL:**

- X Attended Seminole High School (Seminole, Florida).

**WALTON'S CAREER STATISTICS**

**Games/Starts:** TB: 2022: 11/2; 2023: 4/0  
**Career Totals:** 15/2

# #58

## MARKEES WATTS

OUTSIDE LINEBACKER

HT: 6-1 WT: 240

DOB: 12/7/99

NFL: 2ND YEAR

ACQ: FA, 2023

COLLEGE: CHARLOTTE



### ACQUIRED BY BUCS:

- X Signed by Tampa Bay as a college free agent on May 12, 2023.

### 2023 HIGHLIGHTS:

- X Was inactive for Weeks 1-4, 7-9.
- X Did Not Play in Week 6 vs. Detroit.
- X Made his NFL debut in the Week 10 victory over Tennessee, playing 11 defensive snaps and three special teams snaps. Finished with one tackle and one quarterback hit that resulted in an interception.
- X Appeared on special teams and in a reserve capacity on defense in Week 11 at San Francisco.
- X In Week 12 at Indianapolis, appeared on special teams, logging 13 special teams snaps.
- X In the Week 13 victory over Carolina, appeared on special teams and in a reserve capacity on defense, playing seven defensive snaps. Finished with one tackle.
- X Appeared on special teams and in a reserve capacity on defense in the Week 14 victory over Atlanta, logging 13 defensive snaps and 15 special teams snaps.
- X In the Week 15 victory at Green Bay, appeared in a reserve capacity on defense and on special teams.
- X Was inactive for Week 16 vs. Jacksonville.
- X In Week 17 vs. New Orleans, appeared on special teams and in a reserve capacity on defense. Finished with a season-high two tackles (one for loss), and 1.0 sack. It marked his first career sack.
- X Was inactive for Week 18 at Carolina.

- X Was inactive for the Wild Card round vs. Philadelphia and the Divisional round contest at Detroit.

### COLLEGE:

- X Appeared in 54 games across five seasons (2018-2022) at University of Charlotte, tallying 177 tackles, one pass defended, 21.5 sacks (Charlotte record), one interception, and six forced fumbles with three recoveries.
- X Program all-time leader with 54 career games played.
- X 2022, 2021 and 2019 Honorable Mention All-Conference USA.
- X Started all 12 games in his redshirt senior year (2022), totaling 41 tackles, four sacks, one interception, and one forced fumble with two recoveries.
- X Started in all 12 games as a redshirt junior (2021), recording 61 tackles, one pass defended, six sacks, one blocked kick, and two forced fumbles with one recovery. Recorded at least one sack or QB hurry in nine of 12 games played.
- X Appeared in five games with one start his junior year (2020) as he battled injuries, amassing seven tackles, and two sacks. Recorded 10 tackles and two sacks in last two games.
- X Started all 13 games in his sophomore season (2019), totaling 62 tackles, 9.5 sacks (third in C-USA), and three forced fumbles.
- X Appeared in 12 games as a true freshman (2018), recording three tackles.

### PERSONAL:

- X Attended Lancaster High School (Lancaster, SC.).

FRONT OFFICE

VETERANS

2023 REVIEW

HISTORY

RECORDS

SIDELINES

- X 2016 Region III (AAAA) Defensive Player of the Year and 2015 Region III (AAA) Defensive Player of the Year.

## WATTS' GAME-BY-GAME STATISTICS


| 2023              |      |          |          |          |          |            |            |               |          |          |          |          |          | ST TACKLES |          |          |            |          |          |
|-------------------|------|----------|----------|----------|----------|------------|------------|---------------|----------|----------|----------|----------|----------|------------|----------|----------|------------|----------|----------|
| DATE              | OPP  | TACKLES  |          |          |          |            |            | INTERCEPTIONS |          |          |          |          |          | FUMBLES    |          |          | ST TACKLES |          |          |
|                   |      | T        | S        | A        | TFL      | SK         | YDS        | QH            | NO       | YDS      | LG       | TD       | PD       | FF         | FR       | YDS      | T          | S        | A        |
| Sept. 10          | @MIN |          |          |          |          |            |            |               |          |          |          |          |          |            |          |          |            |          |          |
| Sept. 17          | CHI  |          |          |          |          |            |            |               |          |          |          |          |          |            |          |          |            |          |          |
| Sept. 25          | PHI  |          |          |          |          |            |            |               |          |          |          |          |          |            |          |          |            |          |          |
| Oct. 1            | @NO  |          |          |          |          |            |            |               |          |          |          |          |          |            |          |          |            |          |          |
| Oct. 15           | DET  |          |          |          |          |            |            |               |          |          |          |          |          |            |          |          |            |          |          |
| Oct. 22           | ATL  |          |          |          |          |            |            |               |          |          |          |          |          |            |          |          |            |          |          |
| Oct. 26           | @BUF |          |          |          |          |            |            |               |          |          |          |          |          |            |          |          |            |          |          |
| Nov. 5            | @HOU |          |          |          |          |            |            |               |          |          |          |          |          |            |          |          |            |          |          |
| Nov. 12           | TEN  | 1        | 1        | 0        | 0        | 0.0        | 0.0        | 1             | 0        | 0        | 0        | 0        | 0        | 0          | 0        | 0        | 0          | 0        | 0        |
| Nov. 19           | @SF  | 0        | 0        | 0        | 0        | 0.0        | 0.0        | 0             | 0        | 0        | 0        | 0        | 0        | 0          | 0        | 0        | 0          | 0        | 0        |
| Nov. 26           | @IND | 0        | 0        | 0        | 0        | 0.0        | 0.0        | 0             | 0        | 0        | 0        | 0        | 0        | 0          | 0        | 0        | 0          | 0        | 0        |
| Dec. 3            | CAR  | 1        | 1        | 0        | 0        | 0.0        | 0.0        | 0             | 0        | 0        | 0        | 0        | 0        | 0          | 0        | 0        | 0          | 0        | 0        |
| Dec. 10           | @ATL | 0        | 0        | 0        | 0        | 0.0        | 0.0        | 0             | 0        | 0        | 0        | 0        | 0        | 0          | 0        | 0        | 0          | 0        | 0        |
| Dec. 17           | @GB  | 0        | 0        | 0        | 0        | 0.0        | 0.0        | 0             | 0        | 0        | 0        | 0        | 0        | 0          | 0        | 0        | 0          | 0        | 0        |
| Dec. 24           | JAC  |          |          |          |          |            |            |               |          |          |          |          |          |            |          |          |            |          |          |
| Dec. 31           | NO   | 2        | 2        | 0        | 1        | 1.0        | 6.0        | 0             | 0        | 0        | 0        | 0        | 0        | 0          | 0        | 0        | 0          | 0        | 0        |
| Jan. 7            | @CAR |          |          |          |          |            |            |               |          |          |          |          |          |            |          |          |            |          |          |
| <b>TOTALS</b>     |      | <b>4</b> | <b>4</b> | <b>0</b> | <b>1</b> | <b>1.0</b> | <b>6.0</b> | <b>1</b>      | <b>0</b> | <b>0</b> | <b>0</b> | <b>0</b> | <b>0</b> | <b>0</b>   | <b>0</b> | <b>0</b> | <b>0</b>   | <b>0</b> | <b>0</b> |
| <b>POSTSEASON</b> |      |          |          |          |          |            |            |               |          |          |          |          |          |            |          |          |            |          |          |
| Jan. 15           | PHI  |          |          |          |          |            |            |               |          |          |          |          |          |            |          |          |            |          |          |
| Jan. 21           | @DET |          |          |          |          |            |            |               |          |          |          |          |          |            |          |          |            |          |          |
| <b>TOTALS</b>     |      | -        | -        | -        | -        | -          | -          | -             | -        | -        | -        | -        | -        | -          | -        | -        | -          | -        | -        |

## WATTS' CAREER STATISTICS

| Year              | Team      | Tackles  |          |          |          |          |            | INT        |          |          |          |          |          | Fumbles  |          |          | ST Tackles |          |          |
|-------------------|-----------|----------|----------|----------|----------|----------|------------|------------|----------|----------|----------|----------|----------|----------|----------|----------|------------|----------|----------|
|                   |           | GP       | GS       | T        | S        | A        | Sk         | Yds        | No       | Yds      | Lg       | TD       | PD       | FF       | FR       | Yds      | T          | S        | A        |
| 2023              | Tampa Bay | 7        | 0        | 4        | 4        | 0        | 1.0        | 6.0        | 0        | 0        | 0        | 0        | 0        | 0        | 0        | 0        | 0          | 0        | 0        |
| <b>NFL Totals</b> |           | <b>7</b> | <b>0</b> | <b>4</b> | <b>4</b> | <b>0</b> | <b>1.0</b> | <b>6.0</b> | <b>0</b> | <b>0</b> | <b>0</b> | <b>0</b> | <b>0</b> | <b>0</b> | <b>0</b> | <b>0</b> | <b>0</b>   | <b>0</b> | <b>0</b> |

# #17 RALEIGH WEBB

**WIDE RECEIVER**  
**HT:** 6-2 **WT:** 212  
**DOB:** 12/28/97  
**NFL:** 2ND YEAR  
**ACQ:** FA, 2023  
**COLLEGE:** THE CITADEL



## ACQUIRED BY BUCS:

- X Signed to Tampa Bay's practice squad on Nov. 22, 2023

## ORIGINALLY ENTERED NFL:

- X Originally entered the NFL as a college free agent with the Baltimore Ravens on May 6, 2022.

## CAREER HIGHLIGHTS:

- X Has appeared in 12 career games for the Baltimore Ravens and New England Patriots, appearing primarily on special teams and in a reserve capacity on offense.

## COLLEGE:

- X Appeared in 51 career games across five seasons at The Citadel (2017-21), bringing in 102 receptions for 2,151 yards and 22 receiving touchdowns. Also added 47 carries for 448 yards (11.7 avg.) and four rushing touchdowns.

- X In his final season at The Citadel, appeared in 10 games and caught 25 passes for 536 yards and three touchdowns.

- X As a senior in 2020, brought in 17 receptions for 282 yards and four touchdowns. Also contributed a career-high 15 carries for a career-high 120 rushing yards.

- X Was named first-team All-Southern Conference in 2019 after posting career highs in receptions (30), receiving yards (617) and receiving touchdowns (10).

## PERSONAL:

- X Attended Allatoona High School (Acworth, Ga.).
- X Graduated with a degree in business administration...added a master's in business administration.
- X Son of Rod and Cindy Webb.

## WEBB'S CAREER STATISTICS

| YEAR              | TEAM        | GP        | GS       | RECEIVING |          |          |          |          | RUSHING  |          |          |          |          |
|-------------------|-------------|-----------|----------|-----------|----------|----------|----------|----------|----------|----------|----------|----------|----------|
|                   |             |           |          | NO        | YDS      | AVG      | LG       | TD       | ATT      | YDS      | AVG      | LG       | TD       |
| 2022              | Baltimore   | 2         | 0        | 0         | 0        | -        | -        | 0        | 0        | 0        | -        | -        | 0        |
| 2022              | New England | 10        | 0        | 0         | 0        | -        | -        | 0        | 0        | 0        | -        | -        | 0        |
| 2022              | TOTAL       | 12        | 0        | 0         | 0        | -        | -        | 0        | 0        | 0        | -        | -        | 0        |
| <b>NFL Totals</b> |             | <b>12</b> | <b>0</b> | <b>0</b>  | <b>0</b> | <b>-</b> | <b>-</b> | <b>0</b> | <b>0</b> | <b>0</b> | <b>-</b> | <b>-</b> | <b>0</b> |

# #89 DAVID WELLS

**TIGHT END**  
**HT:** 6-6 **WT:** 260  
**DOB:** 5/2/95  
**NFL:** 4TH YEAR  
**ACQ:** FA, 2022  
**COLLEGE:** SAN DIEGO STATE



## TRANSACTIONS:

- X Originally entered the league as a college free agent with the Dallas Cowboys on April 30, 2018. Waived on Sept. 1, 2018.
- X Signed to the Kansas City Chiefs' practice squad on Sept. 18, 2018. Released on Oct. 8, 2018.
- X Returned to Kansas City's practice squad on Oct. 10, 2018. Promoted to the active roster on Jan. 22, 2019.
- X Declared a free agent following the 2018 season prior to re-signing with Kansas City on March 18, 2020.
- X Signed to the New England Patriots' practice squad on Nov. 10, 2020. Released on Nov. 16, 2020.
- X Signed by the Patriots on July 23, 2021. Waived on Aug. 15, 2021.
- X Signed by the Atlanta Falcons on Aug. 20, 2021. Waived on Aug. 31, 2021.
- X Signed to Atlanta's practice squad on Sept. 1, 2021. Released on Sept. 14, 2021.
- X Signed to the Indianapolis Colts' practice squad on Sept. 28, 2021. Released on Oct. 5, 2021.
- X Signed to the Arizona Cardinals' practice squad on Oct. 20, 2021. Released on Dec. 21, 2021.
- X Returned to the Cardinals' practice squad on Dec. 23, 2021.
- X Declared a free agent following the 2021 season prior to re-signing with the Cardinals on Jan. 19, 2022. Waived on July 29, 2022.
- X Signed by the Tennessee Titans on Aug. 13, 2022. Released on Aug. 30, 2022.
- X Signed to Tennessee's practice squad on Aug. 31, 2022. Released on Sept. 2, 2022.

- X Signed to Tampa Bay's practice squad on Sept. 14, 2022. Waived on Sept. 26, 2022. Re-signed to the team's practice squad on Oct. 19, 2022.

## CAREER HIGHLIGHTS:

- X Has played in seven career games, with one start between the Arizona Cardinals and Tampa Bay Buccaneers, logging two receptions for -10 yards.

## 2023 HIGHLIGHTS:

- X Made his Buccaneers debut in the Week 1 victory at Minnesota, appearing in a reserve capacity on offense and special teams. Finished with eight offensive snaps and four special teams snaps.
- X Brought in his first career reception in the Week 2 victory over Chicago. Finished the game with 18 offensive snaps, bringing in two receptions for -10 yards. Also added eight special teams snaps.
- X Appeared on special teams and in a reserve capacity on offense in Week 3 vs. Philadelphia. Finished with six special teams snaps and five offensive snaps.
- X Appeared on special teams and in a reserve capacity on offense in the Week 4 win at New Orleans.
- X Was inactive for Weeks 6-10.
- X Was elevated from the practice squad for Week 17 vs. New Orleans, appearing in a reserve capacity on offense and on special teams.

## COLLEGE/PERSONAL:

- X Started 24-of-52 games he played over five years at San Diego State (2014-17), recording 38 receptions for 449 yards (11.8 avg.) and six touchdowns.

- X Named second-team All-Mountain West in back-to-back seasons from 2016-17.
- X Attended Clovis North High School (Clovis, California), where he helped lead his team to a CIF Central Section Division I championship in 2012.

## WELLS' GAME-BY-GAME STATISTICS

| 2023          |      | RECEIVING |            |             |          |                | RUSHING  |          |          |          |          |
|---------------|------|-----------|------------|-------------|----------|----------------|----------|----------|----------|----------|----------|
| DATE          | OPP  | NO        | YDS        | AVG         | LG       | TD             | ATT      | YDS      | AVG      | LG       | TD       |
| Sept. 10      | @MIN | 0         | 0          | 0.0         | 0        | 0              | 0        | 0        | -        | -        | 0        |
| Sept. 17      | CHI  | 2         | -10        | -5.0        | 1        | 0              | 0        | 0        | -        | -        | 0        |
| Sept. 25      | PHI  | 0         | 0          | 0.0         | 0        | 0              | 0        | 0        | -        | -        | 0        |
| Oct. 1        | @NO  | 0         | 0          | 0.0         | 0        | 0              | 0        | 0        | -        | -        | 0        |
| Oct. 15       | DET  |           |            |             |          | Inactive       |          |          |          |          |          |
| Oct. 22       | ATL  |           |            |             |          | Inactive       |          |          |          |          |          |
| Oct. 26       | @BUF |           |            |             |          | Inactive       |          |          |          |          |          |
| Nov. 5        | @HOU |           |            |             |          | Inactive       |          |          |          |          |          |
| Nov. 12       | TEN  |           |            |             |          | Inactive       |          |          |          |          |          |
| Nov. 19       | @SF  |           |            |             |          | Inactive       |          |          |          |          |          |
| Nov. 26       | @IND |           |            |             |          | Practice Squad |          |          |          |          |          |
| Dec. 3        | CAR  |           |            |             |          | Practice Squad |          |          |          |          |          |
| Dec. 10       | @ATL |           |            |             |          | Practice Squad |          |          |          |          |          |
| Dec. 17       | @GB  |           |            |             |          | Practice Squad |          |          |          |          |          |
| Dec. 24       | JAC  |           |            |             |          | Practice Squad |          |          |          |          |          |
| Dec. 31       | NO   | 0         | 0          | 0.0         | 0        | 0              | 0        | 0        | -        | -        | 0        |
| Jan. 7        | @CAR |           |            |             |          | Practice Squad |          |          |          |          |          |
| <b>TOTALS</b> |      | <b>2</b>  | <b>-10</b> | <b>-5.0</b> | <b>1</b> | <b>0</b>       | <b>0</b> | <b>0</b> | <b>-</b> | <b>-</b> | <b>0</b> |

## WELLS' CAREER STATISTICS

| YEAR              | TEAM      | RECEIVING |          |          |            |             | RUSHING  |          |          |          |          |          |          |
|-------------------|-----------|-----------|----------|----------|------------|-------------|----------|----------|----------|----------|----------|----------|----------|
|                   |           | GP        | GS       | NO       | YDS        | AVG         | LG       | TD       | ATT      | YDS      | AVG      | LG       | TD       |
| 2021              | Arizona   | 3         | 1        | 0        | 0          | -           | -        | 0        | 0        | 0        | -        | -        | 0        |
| 2023              | Tampa Bay | 5         | 0        | 2        | -10        | -5.0        | 1        | 0        | 0        | 0        | -        | -        | 0        |
| <b>NFL Totals</b> |           | <b>8</b>  | <b>1</b> | <b>2</b> | <b>-10</b> | <b>-5.0</b> | <b>1</b> | <b>0</b> | <b>0</b> | <b>0</b> | <b>-</b> | <b>-</b> | <b>0</b> |

#1

**RACHAAD WHITE****RUNNING BACK****HT:** 6-0 **WT:** 214**DOB:** 1/12/99**NFL:** 3RD YEAR**ACQ:** D3, 2022**COLLEGE:** ARIZONA STATE**ACQUIRED BY BUCS:**

- X Selected in the third round (91st overall) of the 2022 NFL Draft by the Buccaneers.

**CAREER HIGHLIGHTS:**

- X Has appeared in 34 career games, all for the Buccaneers, making 25 starts and logging 401 carries for 1,471 rushing yards (3.7 avg.) and seven rushing touchdowns. Has also added 114 receptions for 839 yards and five receiving touchdowns.
- X Has started three playoff contests, totaling 34 rushing attempts for 168 yards. Has also added nine receptions for 75 yards and one receiving touchdown.
- X Was one-of-six players with 1,500+ scrimmage yards and nine-or-more scrimmage touchdowns in 2023 (also, Breece Hall, Tyreek Hill, CeeDee Lamb, Christian McCaffrey, and Amon-Ra St. Brown).

**2023 HIGHLIGHTS:**

- X From Weeks 7-18 of 2023, White's 758 rushing yards ranked fifth in the NFL.
- X Finished fourth among all running backs and seventh among all players with 1,539 scrimmage yards in 2023.
- X Ranked third among running backs with 549 receiving yards and fourth among running backs with 64 receptions in 2023.
- X Recorded seven games with 100+ yards from scrimmage in 2023, tied for the seventh-most in the NFL.
- X Started at running back and logged 17 carries for 39 yards and two

receptions for 10 yards in the Week 1 victory at Minnesota.

- X Started at running back in the Week 2 victory over Chicago, logging 51 offensive snaps and finishing with 103 yards from scrimmage across 17 carries for 73 yards and five receptions for 30 yards. Added a four-yard rushing touchdown for his second career rushing touchdown and his first score of the season.
- X White's Week 2 performance marked his third career game with 100-or-more yards from scrimmage, joining Weeks 10 and 12 of the 2022 season.
- X In Week 3 vs. Philadelphia, played 40-of-44 offensive snaps and finished with 14 carries for 38 yards plus three receptions for 24 yards.
- X In the Week 4 victory at New Orleans, played 50-of-71 offensive snaps and recorded 78 yards from scrimmage. Finished with 56 rushing yards across 17 carries and 22 receiving yards across three receptions.
- X Played 44-of-56 offensive snaps in Week 6 vs. Detroit, finishing with seven carries for 26 yards and adding three receptions for 12 yards.
- X In Week 7 vs. Atlanta, played 55-of-73 offensive snaps and totaled 99 yards





from scrimmage, recording 34 rushing yards across 13 carries and a career-high 65 receiving yards across a then-season-high six receptions.

- X White's 99 yards from scrimmage in Week 7 were his then-fourth-most in a game in his career and were his second-most through the first seven weeks of the season.
- X In Week 8 at Buffalo, tied his then-career-high with 109 yards from scrimmage by logging 39 yards across nine carries and bringing in seven receptions for 70 yards.
- X Recorded a then-career-high 119 yards from scrimmage with 73 rushing yards across 20 carries and 46 receiving yards across four receptions. Logged a then-career-high two rushing touchdowns on the day.
- X Through nine weeks, White had three games with 100-or-more yards from scrimmage, tied for the fourth-most in the NFL at the time.
- X In the Week 10 victory over Tennessee, played 46-of-65 offensive snaps and finished with 98 yards from scrimmage, including 51 rushing yards and 47 receiving yards, plus one receiving touchdown.
- X White's receiving touchdown in Week 10 came on a 43-yard catch-and-run score, which was Tampa Bay's then-longest scoring play of the season.
- X Through Week 10, White ranked second among all running backs in receiving yards and third in receptions.
- X In Week 11 at San Francisco, White played 57-of-71 offensive snaps and led Tampa Bay with 58 yards from scrimmage across 30 rushing yards and 28 receiving yards. He added one rushing touchdown for his fourth rushing touchdown and fifth overall touchdown of the season.
- X In Week 12 at Indianapolis, played 52-of-60 offensive snaps and led the Buccaneers with 110 yards from scrimmage. He recorded 100 rushing yards across 15 carries (6.5 avg.) and added 10 receiving yards on two receptions.



- X White's 100 rushing yards in Week 12 marked his second-most in a single game in his career at the time. His 100-yard effort was the first 100-yard rushing performance since White ran for 105 in Week 10 of the 2022 season against Seattle.
- X In Week 12, White averaged 6.5 yards per carry, the most by a Buccaneer in a single game since Ronald Jones in Week 17 of the 2020 season vs. Atlanta.
- X Through 12 weeks, White had seven games with 75-or-more yards from scrimmage, tied for third-most among running backs in the NFL.
- X In the Week 13 victory over Carolina, logged 106 yards from scrimmage, amassing 84 rushing yards across 20 carries and 22 receiving yards across three receptions. He added one rushing touchdown.
- X White's Week 13 performance marked his fifth game with over 100 yards from scrimmage in 2023, including the fourth time in his previous six games.
- X Through 13 Weeks, White ranked fifth in the NFL in yards from scrimmage (1,029) among running backs.
- X In the Week 14 victory over Atlanta, recorded a then-career-high 135 yards from scrimmage across 102 rushing yards and 33 receiving yards. Brought in a 31-yard receiving touchdown.

- X Week 14 marked White's second career 100-yard rushing game.
- X White's Week 14 performance marked his third straight game with 100-or-more yards from scrimmage.
- X Through 14 weeks, White ranked third among running backs with 1,164 yards from scrimmage. In addition, his six games with 100+ yards from scrimmage were tied for the second-most among running backs at the time.
- X In the Week 15 victory at Green Bay, turned in his seventh touchdown in as many weeks, finishing with 139 scrimmage yards (89 rushing, 50 receiving) and one receiving touchdown. White's 139 scrimmage yards marked his fourth straight game with 100+ yards from scrimmage.
- X Through Week 15, was one of four players with 1,300+ scrimmage yards and 8+ touchdowns (also, Christian McCaffrey, Tyreek Hill and CeeDee Lamb).
- X Through 15 weeks, ranked in the top-10 among running backs in scrimmage yards (3rd), receiving yards (3rd), receptions (5th) and rushing yards (10th).
- X In the Week 16 win over Jacksonville, played 50-of-74 offensive snaps, finishing with 77 yards from scrimmage across 39 rushing yards and 38 receiving yards, while adding one rushing touchdown.
- X White's touchdown run in Week 16 marked his ninth touchdown from scrimmage on the year, tied for ninth-most among running backs at the time.
- X From Weeks 9-16, White scored eight touchdowns from scrimmage, tied for third-most among all players over that span.
- X With his touchdown in Week 16, White tied Mike Alstott (1997), Leonard Fournette (2021), Earnest Graham (2007), Michael Pittman (2004) and James Wilder (1985) for the fifth-most touchdowns from scrimmage by a running back in a single season in franchise history.
- X In Week 16, White surpassed 500 receiving yards on the season, marking



his first such season the ninth-such occurrence by a running back in team history.

- X Through 16 weeks, White had 1,380 yards from scrimmage, good for sixth-most in the NFL at the time.
- X In Week 17 vs. New Orleans, amassed 66 yards from scrimmage across 42 rushing yards and 24 receiving yards.
- X In the Week 18 victory at Carolina, recorded 93 scrimmage yards across 75 rushing yards and 18 receiving yards.
- X White finished the 2023 regular season with 1,539 yards from scrimmage (990 rushing, 549 receiving), becoming the first Buccaneers running back since Doug Martin in 2015, and the first Buccaneers player since Mike Evans in 2018, with 1,500+ yards from scrimmage in a single season.
- X White's 1,539 scrimmage yards in the 2023 regular season ranked sixth-highest in franchise history.
- X White finished the 2023 regular season as one of six players with 1,500+ scrimmage yards and nine-or-more total touchdowns.
- X White ranked seventh among all players and fourth among running backs with 1,539 scrimmage yards in the 2023 regular season.
- X In the Wild Card round victory over Philadelphia, White amassed 72 rushing yards across 18 carries (4.0 avg.), tied for the sixth-most rushing yards in a playoff game in franchise history.
- X In the Divisional round contest at Detroit, recorded nine carries for 55 yards (6.1 avg.), and added four receptions for 36 yards and one receiving touchdown.

**COLLEGE:**

- X Played his final two collegiate seasons at Arizona State, tallying 224 carries for 1,426 yards (6.4 avg.) and 20 touchdowns over 15 games from 2020-21). He also contributed in the passing game with 51 receptions for 607 yards for the Sun Devils.
- X White ran for 1,006 yards in his final season at Arizona State in 2021, with 15 touchdowns, earning second-team All-Pac-12 honors.
- X Earned Pac-12 honorable mention honors in 2020, taking 42 carries for 420 yards (10.0 avg.) and five touchdowns.
- X Prior to his time in Tempe, White spent two seasons at Mt. San Antonio California College (2018-19), earning first-team All-America honors from the

California Community College Athletic Association Coaches.

- X Recorded 1,264 rushing yards and 1,400 total yards of offense in his sophomore season at Mt. San Antonio.

**PERSONAL:**

- X Attended Center High School (Kansas City, Missouri).

**WHITE'S GAME-BY-GAME STATISTICS**

| 2023              |      | RUSHING    |            |            |           |          |           | RECEIVING  |            |            |          |  |  |
|-------------------|------|------------|------------|------------|-----------|----------|-----------|------------|------------|------------|----------|--|--|
| DATE              | OPP  | ATT        | YDS        | AVG        | LG        | TD       | NO        | YDS        | AVG        | LG         | TD       |  |  |
| Sept. 10          | @MIN | 17         | 39         | 2.3        | 6         | 0        | 2         | 10         | 5.0        | 8          | 0        |  |  |
| Sept. 17          | CHI  | 17         | 73         | 4.3        | 13        | 1        | 5         | 30         | 6.0        | 9          | 0        |  |  |
| Sept. 25          | PHI  | 14         | 38         | 2.7        | 12        | 0        | 3         | 24         | 8.0        | 16         | 0        |  |  |
| Oct. 1            | @NO  | 15         | 56         | 3.7        | 11        | 0        | 3         | 22         | 7.3        | 11         | 0        |  |  |
| Oct. 15           | DET  | 7          | 26         | 3.7        | 8         | 0        | 3         | 12         | 4.0        | 7          | 0        |  |  |
| Oct. 22           | ATL  | 13         | 34         | 2.6        | 13        | 0        | 6         | 65         | 10.8       | 22         | 0        |  |  |
| Oct. 26           | @BUF | 9          | 39         | 4.3        | 15        | 0        | 7         | 70         | 10.0       | 20         | 0        |  |  |
| Nov. 5            | @HOU | 20         | 73         | 3.7        | 16        | 2        | 4         | 46         | 11.5       | 33         | 0        |  |  |
| Nov. 12           | TEN  | 20         | 51         | 2.6        | 11        | 0        | 2         | 47         | 23.5       | 43t        | 1        |  |  |
| Nov. 19           | @SF  | 9          | 30         | 3.3        | 7         | 1        | 6         | 28         | 4.7        | 11         | 0        |  |  |
| Nov. 26           | @IND | 15         | 100        | 6.7        | 38        | 0        | 2         | 10         | 5.0        | 6          | 0        |  |  |
| Dec. 3            | CAR  | 20         | 84         | 4.2        | 30        | 1        | 0         | 22         | 7          | 20         | 0        |  |  |
| Dec. 10           | @ATL | 25         | 102        | 4.1        | 12        | 0        | 2         | 33         | 16.5       | 31t        | 1        |  |  |
| Dec. 17           | @GB  | 21         | 89         | 4.2        | 22        | 0        | 2         | 50         | 25.0       | 26t        | 1        |  |  |
| Dec. 24           | JAC  | 20         | 39         | 2.0        | 11        | 1        | 6         | 38         | 6.3        | 16         | 0        |  |  |
| Dec. 31           | NO   | 11         | 42         | 3.8        | 16        | 0        | 4         | 24         | 6.0        | 7          | 0        |  |  |
| Jan. 7            | @CAR | 19         | 75         | 3.9        | 13        | 0        | 4         | 18         | 4.5        | 7          | 0        |  |  |
| <b>TOTALS</b>     |      | <b>272</b> | <b>990</b> | <b>3.6</b> | <b>38</b> | <b>6</b> | <b>64</b> | <b>549</b> | <b>8.6</b> | <b>43t</b> | <b>3</b> |  |  |
| <b>POSTSEASON</b> |      |            |            |            |           |          |           |            |            |            |          |  |  |
| Jan. 15           | PHI  | 18         | 72         | 4.0        | 12        | 0        | 1         | 3          | 3.0        | 3          | 0        |  |  |
| Jan. 21           | @DET | 9          | 55         | 6.1        | 16        | 0        | 4         | 36         | 9.0        | 12t        | 1        |  |  |
| <b>TOTALS</b>     |      | <b>27</b>  | <b>127</b> | <b>4.7</b> | <b>16</b> | <b>0</b> | <b>5</b>  | <b>39</b>  | <b>7.8</b> | <b>12t</b> | <b>1</b> |  |  |

**WHITE'S CAREER STATISTICS**

| YEAR              | TEAM      | GP        | GS        | RUSHING    |              |            |           | RECEIVING |            |            |            |            |          |
|-------------------|-----------|-----------|-----------|------------|--------------|------------|-----------|-----------|------------|------------|------------|------------|----------|
|                   |           |           |           | ATT        | YDS          | AVG        | LG        | TD        | NO.        | YDS        | AVG        | LG         | TD       |
| 2022              | Tampa Bay | 17        | 8         | 129        | 481          | 3.7        | 35        | 1         | 50         | 290        | 5.8        | 20         | 2        |
| 2023              | Tampa Bay | 17        | 17        | 272        | 990          | 3.6        | 38        | 6         | 64         | 549        | 8.6        | 43t        | 3        |
| <b>NFL Totals</b> |           | <b>34</b> | <b>25</b> | <b>401</b> | <b>1,472</b> | <b>3.7</b> | <b>38</b> | <b>7</b>  | <b>114</b> | <b>839</b> | <b>7.4</b> | <b>43t</b> | <b>5</b> |
| <b>Postseason</b> |           |           |           |            |              |            |           |           |            |            |            |            |          |
| Year              | Team      | GP        | GS        | Att.       | Yds          | Avg        | Lg        | TD        | No.        | Yds        | Avg        | Lg         | TD       |
| 2022              | Tampa Bay | 1         | 1         | 7          | 41           | 5.9        | 12        | 0         | 4          | 36         | 9.0        | 11         | 0        |
| 2023              | Tampa Bay | 2         | 2         | 27         | 127          | 4.7        | 16        | 0         | 5          | 39         | 7.8        | 12t        | 1        |
| <b>Postseason</b> |           | <b>3</b>  | <b>3</b>  | <b>34</b>  | <b>168</b>   | <b>4.9</b> | <b>16</b> | <b>0</b>  | <b>9</b>   | <b>75</b>  | <b>8.3</b> | <b>12t</b> | <b>1</b> |

#3

**JORDAN WHITEHEAD****SAFETY****HT:** 5-10 **WT:** 198**DOB:** 3/18/97**NFL:** 7TH YEAR**ACQ:** D4, 2018; UFA (NYJ), 2024**COLLEGE:** PITTSBURGH**TRANSACTIONS:**

- X Selected in the fourth round (117th overall) of the 2018 NFL Draft by the Buccaneers.
- X Was signed by the New York Jets as an unrestricted free agent on March 17, 2022.
- X Was signed by the Buccaneers as an unrestricted free agent on March 13, 2024.

**AWARDS & ACCOLADES:**

- X Super Bowl LV Champion.
- X 1x AFC Defensive Player of the Week (Week 1, 2023).

**CAREER HIGHLIGHTS:**

- X Has played in 93 regular season games, with 89 starts, totaling 477 tackles, (29 for loss), 11 interceptions, 2.5 sacks, two forced fumbles, two fumble recoveries and 42 passes defended.
- X Started six postseason games, with 22 tackles (two for loss), two forced fumbles and one pass defended.
- X Since entering the league in 2018, his 29 tackles for loss are tied for the sixth-most among NFL defensive backs.
- X One of only two safeties in the NFL to have at least 10 interceptions and 25 tackles for loss since 2018 (also Jordan Poyer).
- X Recorded a career high three interceptions on Monday Night Football against the Buffalo Bills (9/11/23).
- X Registered two forced fumbles in the NFC Championship Game at Green Bay (1/24/21), a career-high (regular season or postseason) and the most by a Buccaneers player in a postseason contest dating back to at least 2000.
- X Tampa Bay's 2020 defense led the league in rushing yards allowed per game (80.6) and yards allowed per rush (3.60), while

ranking sixth in yards allowed per play (5.12), sixth in yards allowed per game (327.1), ranking tied for second in tackles for loss (91), tied for fourth in sacks (48.0) and tied for fifth in takeaways (25).

- X In 2019 tallied nine passes defended, tied for the eighth-most among NFL safeties.
- X As a rookie in 2018, started 11 games and ranked second on team with 76 tackles, including four for loss, while adding four passes defended.
- X Made NFL debut in reserve role at New Orleans (9/9/18).
- X Recorded a career high 11 tackles in Week 13 of the 2022 season against the Minnesota Vikings. (12/4/22)
- X Registered first career interception (Jared Goff) among his three passes defended in win at Los Angeles Rams (9/29/19).
- X Notched first career sack at Denver (9/27/20).
- X Recorded first career forced fumble against New Orleans (11/8/20).

**2023 HIGHLIGHTS:**

- X Started all 17 games for the New York Jets, finishing with 97 tackles (three for loss), nine passes defended, a career-high four interceptions, one quarterback hit and 0.5 sacks.
- X Was named AFC Defensive Player of the Week in Week 1 of the 2023 season after posting a career high three interceptions on Monday Night Football against the Buffalo Bills.

**COLLEGE:**

- X Started 30-of-31 career games at Pittsburgh (2015-17), totaling 234 tackles (7.5 for loss), 12 passes defended, three interceptions, three fumble recoveries,

two forced fumbles and a half sack. Also saw time on offense, rushing 43 times for 362 yards (8.4 avg.) and three touchdowns.

- X Declared for the NFL Draft following his junior season (2017), when he started all nine games he played in, recording 60 tackles, four passes defended, one interception and one fumble recovery. Also rushed for 142 yards and a touchdown.
- X Earned honorable mention All-ACC honors from the league's coaches and was named ACC Co-Defensive Back of the Week after recording a team-leading 10 tackles and a game-clinching interception in a win against Duke.
- X Earned second-team All-ACC honors from the league's coaches and media as a sophomore (2016), after starting nine games and tallying 65 tackles (1.5 for loss), two passes defended, one interception (returned 59 yards for a touchdown), one forced fumble and one fumble recovery.
- X A consensus Freshman All-American in 2015 after started 12-of-13 games, registering 109 tackles (six for loss), six passes defended, one interception, one forced fumble, one fumble recovery (returned 22 yards for a touchdown) and a half-sack. Also rushed 12 times for 122 yards and two touchdowns.
- X Named the ACC Rookie of the Year and Defensive Rookie of the Year by the Atlantic Coast Sports Media Association (ACSM), becoming the first player to earn both awards since North Carolina cornerback Dre Bly in 1996. He was also named ACC Defensive Rookie of the Year by the league's coaches and shared overall ACC Rookie of the Year with Pittsburgh running back Qadree Ollison.
- X A third-team All-ACC selection by the league's media and coaches and a three-time ACC rookie of the Week, his 109 tackles established a new school record for a freshman.



- X Majored in communication.

### PERSONAL/COMMUNITY:

- X Attended Central Valley High School (Aliquippa, Pennsylvania).
- X Pennsylvania's No. 1 overall prospect according to Rivals, earning Player of the Year honors from the Pittsburgh Post-Gazette, Pittsburgh Tribune-Review and Beaver Country Times, while being selected All-State Class AAA by the Pennsylvania Sports Writers, first-team All-Class AAA and Class AAA Defensive Player of the Year by Pennsylvania Football News. Named to the Pennsylvania Football News 2014 #TeamPA, which recognizes the best players in the state regardless of school classification.
- X Received the Pittsburgh Athletics Association Mercury Award, honoring the top high school football player in Western Pennsylvania.
- X Selected to play in the Semper Fidelis All-American Bowl.
- X Has one brother and one sister
- X Son of Gregory and Antonia Whitehead.
- X In 2020, supported the American Cancer Society as part of the NFL's My Cause, My Cleats initiative.



# WHITEHEAD'S CAREER STATISTICS

| Year | Team      | GP | GS | Tackles |    |    | Sk  | Yds  | INT |     |    |    | Fumbles |    |    | ST Tackles |   |   |   |
|------|-----------|----|----|---------|----|----|-----|------|-----|-----|----|----|---------|----|----|------------|---|---|---|
|      |           |    |    | T       | S  | A  |     |      | No  | Yds | Lg | TD | PD      | FF | FR | Yds        | T | S | A |
| 2018 | Tampa Bay | 15 | 11 | 76      | 61 | 15 | 0.0 | 0.0  | 0   | 0   | 0  | 0  | 4       | 0  | 0  | 0          | 0 | 0 | 0 |
| 2019 | Tampa Bay | 14 | 14 | 68      | 49 | 19 | 0.0 | 0.0  | 1   | 11  | 11 | 0  | 9       | 0  | 1  | 0          | 1 | 1 | 0 |
| 2020 | Tampa Bay | 16 | 16 | 74      | 53 | 21 | 2.0 | 19.0 | 2   | 2   | 2  | 0  | 4       | 1  | 1  | 0          | 0 | 0 | 0 |
| 2021 | Tampa Bay | 14 | 14 | 74      | 58 | 16 | 0.0 | 0.0  | 2   | 24  | 17 | 0  | 8       | 1  | 0  | 0          | 0 | 0 | 0 |
| 2022 | N.Y. Jets | 17 | 17 | 89      | 58 | 31 | 0.0 | 0.0  | 2   | 5   | 5  | 0  | 8       | 0  | 0  | 0          | 0 | 0 | 0 |
| 2023 | N.Y. Jets | 17 | 17 | 97      | 65 | 32 | 0.5 | 6.5  | 4   | 6   | 6  | 0  | 9       | 0  | 0  | 0          | 0 | 0 | 0 |

**NFL Totals**    **93**   **89**   **477**   **344**   **133**   **2.5**   **25.5**   **11**   **48**   **17**   **0**   **42**   **2**   **2**   **0**   **1**   **1**   **0**

**Playoffs**

| Year | Team      | GP | GS | Tackles |    |   | Sk  | Yds | INT |     |    |    | Fumbles |    |    | ST Tackles |   |   |   |
|------|-----------|----|----|---------|----|---|-----|-----|-----|-----|----|----|---------|----|----|------------|---|---|---|
|      |           |    |    | T       | S  | A |     |     | No  | Yds | Lg | TD | PD      | FF | FR | Yds        | T | S | A |
| 2020 | Tampa Bay | 4  | 4  | 9       | 8  | 1 | 0.0 | 0.0 | 0   | 0   | 0  | 0  | 1       | 2  | 0  | 0          | 0 | 0 | 0 |
| 2021 | Tampa Bay | 2  | 2  | 13      | 10 | 3 | 0.0 | 0.0 | 0   | 0   | 0  | 0  | 0       | 0  | 0  | 0          | 0 | 0 | 0 |

**Postseason**    **6**   **6**   **22**   **18**   **4**   **0.0**   **0.0**   **0**   **0**   **0**   **0**   **1**   **0**   **0**   **0**   **0**   **0**   **0**   **0**

## SINGLE-GAME HIGHS

**Tackles:** 11, at Minnesota, 12/4/22 (w/ N.Y. Jets)  
**Sacks:** 1.0, twice, last vs. L.A. Chargers, 10/4/20  
**Interceptions:** 3, vs. Buffalo Bills, 9/11/23  
**Passes Defensed:** 3, three times, last vs. Buffalo Bills, 9/11/23  
**Forced Fumbles:** 2, at Green Bay, NFC Championship Game, 1/24/21  
**Fumble Recoveries:** 1, twice, last at Detroit, 12/20/20

# #31

## ANTOINE WINFIELD JR.

**SAFETY**

**HT:** 5-9 **WT:** 203

**DOB:** 8/16/98

**NFL:** 5TH YEAR

**ACQ:** D2, 2020

**COLLEGE:** MINNESOTA



### ACQUIRED BY BUCS:

- X Selected in the second round (45th overall) of the 2020 NFL Draft by the Buccaneers.

### AWARDS & ACCOLADES:

- X Super Bowl LV Champion.
- X 2021 Pro Bowl Selection
- X 2023 AP First-Team All-Pro Selection
- X 2023 Pro Football Focus First-Team All-Pro
- X 2023 Tampa Bay Buccaneers Walter Payton Man of the Year Award Nominee
- X 1x NFC Defensive Player of the Month (December/January, 2023)
- X 2x NFC Defensive Player of the Week (Week 13, 2023; Week 18, 2023)
- X NFC Defensive Rookie Of The Month (September 2020)
- X PFWA All-Rookie Team Selection

### CAREER HIGHLIGHTS:

- X Has started all 59 regular season games he has played in, totaling 381 tackles (18 for loss), 27 passes defended, 21 quarterback hits, 15.0 sacks, 11 forced fumbles, eight fumble recoveries and seven interceptions (returned 89 yards).



- X Started all eight postseason contests he has played in, recording 44 tackles (three for loss), three quarterback hits, three passes defended, one interception, two forced fumbles and one fumble recovery.
- X Since entering the league in 2020, Winfield has five strip-sacks, the most by a defensive back during that span, and his 15.0 sacks since 2020 are the most by any defensive back during that span.
- X Winfield's 21 quarterback hits since the beginning of the 2020 season are second-most among defensive backs over that span.
- X Is one of two defensive backs since 2000 to record two-or-more sacks, two-or-more passes defended and one-or-more forced fumble in each of their first three seasons (Also, Jamal Adams).
- X His 15.0 sacks rank second all-time in franchise history for sacks by a defensive back and are the most by a safety.
- X In 2023, joined Pro Football Hall of Famer Brian Dawkins (2002) as the only defensive backs with 3.0+ sacks, 3+ forced fumbles and 3+ fumble recoveries in a single season since 2000.
- X In 2023, became the first defensive back since data became available (1999) with 5.0+ sacks and five-or-more forced fumbles in a single season.
- X In 2023, became 1-of-4 players since 2000 with 5.0+ sacks, five-or-more takeaways and five-or-more forced fumbles in a single season, joining T.J.

Watt (2019), Justin Tuck (2010) and Terrell Suggs (2003).

- X Since data became available (1999), Winfield's 2023 season marked the first time a player has put forth a season with 100-or-more tackles and at least three sacks, interceptions, forced fumbles and fumble recoveries.
- X Tampa Bay's 2020 defense led the league in rushing yards allowed per game (80.6) and yards allowed per rush (3.60), while ranking sixth in yards allowed per play (5.12), sixth in yards allowed per game (327.1), ranking tied for second in tackles for loss (91), tied for fourth in sacks (48.0) and tied for fifth in takeaways (25).
- X Among NFL rookies in 2020, ranked fifth in tackles (91), tied for third in sacks (3.0), tied for fifth in passes defended (six), tied for fifth in forced fumbles (two), tied for sixth in fumble recoveries and tied for eighth in interceptions (one).

- X Winfield - who recorded an interception in Super Bowl LV - became just the seventh rookie or first-year player in NFL history to record an interception in the Super Bowl and the first since Malcolm Butler in Super Bowl XLIX.
- X Notched first career interception at Las Vegas (10/25/20).
- X Tallied a career-high 11 tackles against Carolina (9/20/20). Later matched vs. Minnesota (12/13/20).
- X Recorded first career sack and forced fumble against Carolina (9/20/20).
- X Started in NFL debut at New Orleans (9/13/20).

### 2023 HIGHLIGHTS:


- X Was named a team captain for the 2023 season.
- X Amassed 122 tackles (six for loss), 12 passes defended, eight quarterback hits, 6.0 sacks, six forced fumbles, four fumble recoveries and three interceptions.
- X Finished the year with a share of the league lead in both forced fumbles and fumble recoveries, joining Haason Reddick (2022) as the only players to accomplish that feat since at least 2000.



- X Among defensive backs in 2023, Winfield Jr. finished first in sacks (6.0), first in forced fumbles (six), first in fumble recoveries (four), tied for third in takeaways (seven) and third in quarterback hits (eight).
- X Winfield Jr. earned a 91.2 grade from Pro Football Focus in 2023, putting him as the league's highest graded safety.
- X In the Week 1 victory at Minnesota, finished with eight tackles, 1.0 sack, two quarterback hits, one forced fumble, one fumble recovery and one pass defended.
- X In Week 1, logged a strip sack of Kirk Cousins to record his 10th career sack, which are most by a safety in franchise history and most by a defensive back since he entered the league in 2020.
- X With his performance in Week 1, he became the first defensive back to record a sack, a forced fumble and a fumble recovery in the same game since Jamal Adams did so on Nov. 10, 2019 vs. the N.Y. Giants.
- X He was the only NFC defensive back with a sack in Week 1 and the only NFC defensive back with multiple quarterback hits.
- X In the Week 2 victory over Chicago, played all 53 defensive snaps and finished with three tackles and a then-career-high two passes defended.
- X Played all 78 defensive snaps in Week 4 vs. Philadelphia, finishing with 11 tackles.
- X In the Week 4 victory at New Orleans, played all 65 defensive snaps and finished with nine tackles (two for loss), 1.0 sack, one quarterback hit, one forced fumble, one fumble recovery and one pass defended. He became the first person to record such a stat line since Bobby Wagner in 2018.
- X Through five weeks, Winfield had become the first player since Justin Houston in



- 2018 to record multiple games in a single season with five-or-more tackles, at least 1.0 sack, plus a forced fumble and a fumble recovery.
- X According to Pro Football Focus, Winfield was Tampa Bay's highest graded defender in Week 4, logging a 91.6 grade.
  - X In Week 6 vs. Detroit, played all 70 defensive snaps and finished with four tackles.
  - X In Week 7 vs. Atlanta, played 64-of-65 defensive snaps and finished with seven tackles, one pass defended and one forced fumble.
  - X Winfield's forced fumble in Week 7 came when he punched the ball out of Falcons QB Desmond Ridder's hand at the 1-yard line, resulting in a touchdown after the ball bounced through the end zone.
  - X Winfield's forced fumble in Week 7 was his third fumble of the season, establishing a new career high and at the time tied for the most in the NFL in 2023.
  - X Through Week 7, Winfield's eight career forced fumbles were tied for second most among defensive backs over that span.
  - X In Week 8 at Buffalo, played all 69 defensive snaps and finished with four tackles and one pass defended.
  - X Played all 72 defensive snaps in Week 9 at Houston, finishing with three tackles and one fumble recovery.
  - X According to Pro Football Focus, was Tampa Bay's highest-graded defensive starter in Week 9, earning a 73.1 grade.
  - X Winfield's fumble recovery in Week 9 was his third of the season, tied for most in the NFL at the time.
  - X In the Week 10 victory over Tennessee, played all 63 defensive snaps and finished with three tackles, one quarterback hit, one pass defended and one interception which he returned for 28 yards.
  - X Winfield's pass defended in Week 10 marked his seventh of the season, establishing a new career high.
  - X In Week 11 at San Francisco, played all 60 defensive snaps and finished with a then-career-high 16 tackles.
  - X Played 72-of-73 defensive snaps in Week 12 at Indianapolis and finished with 10 tackles and one pass defended.
  - X In the Week 13 victory over Carolina, played 71-of-72 defensive snaps and finished with a game-high eight tackles (two for loss), a then-career-high three passes defended, 1.0 sack, one quarterback hit and one interception.
  - X With Winfield's Week 13 performance, he became just the third player since data became available (1999) to record his stat line or better in a single game, joining Cleveland's Joe Schobert in Week 11 of the 2019 season against Pittsburgh and Cincinnati's Vincent Rey in Week 10 of the 2013 season against Baltimore.
  - X Winfield's quarterback hit in Week 13 was his 18th since the start of the 2020 season, at the time tied with Seattle's Jamal Adams for the most among defensive backs over that stretch.
  - X In Week 13, Winfield became the first defensive back since Hall of Famer Brian Dawkins and Roy Williams in 2002 with three-or-more forced fumbles, three-or-more fumble recoveries, two-or-more interceptions and 2.0-or-more sacks in a single season.
  - X According to Pro Football Focus, Winfield was Tampa Bay's highest-graded player in Week 13, earning a 93.8 overall grade. His 93.8 grade was the highest grade he had earned in his career up to that point.





- X In the Week 14 victory over Atlanta, played all 72 defensive snaps and finished with eight tackles, one quarterback hit, 1.0 sack and one forced fumble. Recorded a strip sack of Desmond Ridder that resulted in a safety.
- X Through 14 weeks, Winfield's four forced fumbles were tied for third-most in the NFL.
- X With his forced fumble in Week 14, he joined Marshon Lattimore in 2018 as the only defensive backs with 4+ forced fumbles and 3+ fumble recoveries in a single season since 2010.
- X With his sack in Week 14, Winfield joined Pro Football Hall of Famer Brian Dawkins (2002) as the only defensive backs with 3.0+ sacks, 3+ forced fumbles and 3+ fumble recoveries in a single season since 2000.
- X Winfield's sack in Week 14 gave him 13.0 sacks across his first four seasons, surpassing Bill Bates for the second-most sacks by a defensive back across their first four seasons since 1982 when sacks became an official stat.
- X In the Week 15 victory at Green Bay, he played all 60 defensive snaps and led the team with 10 tackles, adding a forced fumble.
- X Winfield's forced fumble in Week 15 was his fifth of the season and the 10th of his career in the regular season. Through 15 weeks, his five forced fumbles were tied for second in the NFL.
- X With his forced fumble in Week 15, he became 1-of-6 defensive backs since 2000 with 10-or-more forced fumbles over the player's first four career seasons.
- X According to Pro Football Focus, was Tampa Bay's highest-graded defensive player in Week 15, earning an 82.9 overall grade.
- X In the Week 16 win over Jacksonville, played all 66 defensive snaps and recorded three tackles (one for loss), 1.0 sack, one interception, one fumble recovery, one quarterback hit and one pass defensed.
- X With his stat line in Week 16, Winfield Jr. became the second player in the NFL in 2023 to record a game with 1.0+ sacks, an interception and a fumble recovery, joining Buffalo's Terrel Bernard in Week 3. He became the first Buccaneer to accomplish the feat since Geno Hayes did so in Week 15 of the 2009 season.
- X As of Week 16, Winfield Jr. and Pittsburgh's Alex Highsmith were the only players in the NFL to record multiple games with a sack and an interception.
- X In Week 16, Winfield Jr. became the first defensive back since Pro Football Hall of Famer John Lynch (117 in 1999) to record 110+ tackles in a season for Tampa Bay.
- X In Week 17 vs. New Orleans, played all 70 defensive snaps and finished with seven tackles.
- X In the Week 18 victory at Carolina, played all 52 defensive snaps and logged five tackles (one for loss), one quarterback hit, 1.0 sack and one forced fumble. His forced fumble was his sixth of the season, knocking it out of the hands of Panthers WR D.J. Chark at the 1-yard line, resulting in a Buccaneers recovery and a touchback.
- X Joined Haason Reddick (2022) as the only players since fumble data became available in 1993 to hold at least a share of the league lead in both forced fumbles and opponent fumble recoveries.
- X In 2023, became the first defensive back since 2000 with 6.0+ sacks and six-or-more forced fumbles in a season.

- X In 2023, became the fourth defensive back since 1982 with six-or-more games with a sack in a single season, joining Jamal Adams (2020), Dave Duerson (1986) and Roman Harper (2011).
- X In the Wild Card round victory over Philadelphia, he recorded three tackles and one pass defensed. Contributed to a defense that helped produce the largest yardage disparity in a postseason game in franchise history (+150).
- X In the Divisional round contest at Detroit, played 72-of-73 defensive snaps and recorded two tackles and one quarterback hit.

### COLLEGE:

- X Started 33 career games at Minnesota (2016-19), totaling 177 tackles (seven for loss), with nine interceptions (returned 180 yards, two touchdowns), 4.0 sacks, three fumble recoveries and two forced fumbles. Also returned a punt for a touchdown and blocked a field goal.
- X Earned unanimous All-American honors as a redshirt sophomore (2019), leading the Gophers with 88 tackles (3.5 for loss) and 3.0 sacks, while tying the modern era school record with seven interceptions, the fourth-most in the NCAA. Returned one interception for a touchdown.
- X Also selected All-Big Ten first team and named Big Ten Defensive Back of the Year while being named a finalist for the Bronko Nagurski Award, given annually to the best defensive player in the nation.
- X Named Big Ten Defensive Player of the Week following game against Fresno State, in which he notched four tackles, one sack and recorded an interception in the end zone to seal the win in double overtime.
- X Named National and Big Ten Defensive Player of the Week after registering 11

tackles and two interceptions against Penn State.

- X In 2018, played in four games before missing the remainder of the season. During those four games, recorded a punt returned 76 yards for a touchdown against New Mexico State, a game-sealing end zone interception against Fresno State and a fumble recovery against Miami (OH).
- X Limited to four games in 2017, but recorded a sack, two pass breakup and a blocked field goal against Buffalo.
- X As a freshman in 2016, played in 12 games, with nine starts, tallying 52 tackles, one fumble recovery and an interception, returned 82 yards for a touchdown.
- X A three-time Academic All-Big Ten selection (2017-19) and a CoSida Academic All-District selection in 2019. Also named Big Ten Distinguished Scholar in both 2018 and 2019.
- X Majored in business & marketing education.

### PERSONAL/COMMUNITY:

- X Attended The Woodlands High School (The Woodlands, Texas).
- X Named Montgomery County Player of the Year as a senior.
- X Son of Antoine and Erniece Winfield.
- X Father, Antoine, played defensive back at Ohio State, earning Jim Thorpe award as the nation's top defensive back in 1998. He was then a first-round draft selection by the Buffalo Bills and went on to play 14 seasons in the NFL with the Bills and the Minnesota Vikings, earning three Pro Bowl selections.
- X Has two brothers, Austin and Ethan. Austin is a defensive back for the Gophers.
- X In 2020, supported Johns Hopkins All Children's Hospital as part of the NFL's My Cause, My Cleats initiative.



# WINFIELD JR.'S GAME-BY-GAME STATISTICS

## 2023

| DATE          | OPP  | TACKLES    |           |           |          |            |             |          | INTERCEPTIONS |           |           |          |           | FUMBLES  |          |          | ST TACKLES |          |          |
|---------------|------|------------|-----------|-----------|----------|------------|-------------|----------|---------------|-----------|-----------|----------|-----------|----------|----------|----------|------------|----------|----------|
|               |      | T          | S         | A         | TFL      | SK         | YDS         | QH       | NO            | YDS       | LG        | TD       | PD        | FF       | FR       | YDS      | T          | S        | A        |
| Sept. 10      | @MIN | 8          | 4         | 4         | 0        | 1.0        | 10.0        | 2        | 0             | 0         | 0         | 0        | 1         | 1        | 1        | 0        | 0          | 0        | 0        |
| Sept. 17      | CHI  | 3          | 2         | 1         | 0        | 0.0        | 0.0         | 0        | 0             | 0         | 0         | 2        | 0         | 0        | 0        | 0        | 0          | 0        |          |
| Sept. 25      | PHI  | 11         | 5         | 6         | 0        | 0.0        | 0.0         | 0        | 0             | 0         | 0         | 0        | 0         | 0        | 0        | 0        | 0          | 0        |          |
| Oct. 1        | @NO  | 9          | 6         | 3         | 2        | 1.0        | 4.0         | 1        | 0             | 0         | 0         | 0        | 1         | 1        | 1        | 0        | 0          | 0        |          |
| Oct. 15       | DET  | 4          | 2         | 2         | 0        | 0.0        | 0.0         | 0        | 0             | 0         | 0         | 0        | 0         | 0        | 0        | 0        | 0          | 0        |          |
| Oct. 22       | ATL  | 7          | 4         | 3         | 0        | 0.0        | 0.0         | 0        | 0             | 0         | 0         | 0        | 1         | 1        | 0        | 0        | 0          | 0        |          |
| Oct. 26       | @BUF | 4          | 2         | 2         | 0        | 0.0        | 0.0         | 0        | 0             | 0         | 0         | 1        | 0         | 0        | 0        | 0        | 0          | 0        |          |
| Nov. 5        | @HOU | 3          | 2         | 1         | 0        | 0.0        | 0.0         | 0        | 0             | 0         | 0         | 0        | 0         | 0        | 1        | 0        | 0          | 0        |          |
| Nov. 12       | TEN  | 6          | 3         | 3         | 0        | 0.0        | 0.0         | 1        | 1             | 28        | 28        | 0        | 1         | 0        | 0        | 0        | 0          | 0        |          |
| Nov. 19       | @SF  | 16         | 9         | 7         | 0        | 0.0        | 0.0         | 0        | 0             | 0         | 0         | 0        | 0         | 0        | 0        | 0        | 0          | 0        |          |
| Nov. 26       | @IND | 10         | 8         | 2         | 0        | 0.0        | 0.0         | 0        | 0             | 0         | 0         | 0        | 1         | 0        | 0        | 0        | 0          | 0        |          |
| Dec. 3        | CAR  | 8          | 6         | 2         | 2        | 1.0        | 9.0         | 1        | 1             | 0         | 0         | 0        | 3         | 0        | 0        | 0        | 0          | 0        |          |
| Dec. 10       | @ATL | 8          | 4         | 4         | 0        | 1.0        | 8.0         | 1        | 0             | 0         | 0         | 0        | 0         | 1        | 0        | 0        | 0          | 0        |          |
| Dec. 17       | @GB  | 10         | 8         | 2         | 0        | 0.0        | 0.0         | 0        | 0             | 0         | 0         | 0        | 1         | 0        | 0        | 0        | 0          | 0        |          |
| Dec. 24       | JAC  | 3          | 3         | 0         | 1        | 1.0        | 8.0         | 1        | 1             | 0         | 0         | 0        | 1         | 0        | 1        | 0        | 0          | 0        |          |
| Dec. 31       | NO   | 7          | 5         | 2         | 0        | 0.0        | 0.0         | 0        | 0             | 0         | 0         | 0        | 0         | 0        | 0        | 0        | 0          | 0        |          |
| Jan. 7        | @CAR | 5          | 4         | 1         | 1        | 1.0        | 9.0         | 1        | 0             | 0         | 0         | 0        | 0         | 1        | 0        | 0        | 0          | 0        |          |
| <b>TOTALS</b> |      | <b>122</b> | <b>76</b> | <b>46</b> | <b>6</b> | <b>6.0</b> | <b>48.0</b> | <b>8</b> | <b>3</b>      | <b>28</b> | <b>28</b> | <b>0</b> | <b>12</b> | <b>6</b> | <b>4</b> | <b>0</b> | <b>0</b>   | <b>0</b> | <b>0</b> |

## POSTSEASON

|               |      |          |          |          |          |            |            |          |          |          |          |          |          |          |          |          |          |          |          |
|---------------|------|----------|----------|----------|----------|------------|------------|----------|----------|----------|----------|----------|----------|----------|----------|----------|----------|----------|----------|
| Jan. 15       | PHI  | 3        | 3        | 0        | 0        | 0.0        | 0.0        | 0        | 0        | 0        | 0        | 0        | 1        | 0        | 0        | 0        | 0        | 0        | 0        |
| Jan. 21       | @DET | 2        | 1        | 1        | 0        | 0.0        | 0.0        | 1        | 0        | 0        | 0        | 0        | 0        | 0        | 0        | 0        | 0        | 0        | 0        |
| <b>TOTALS</b> |      | <b>5</b> | <b>4</b> | <b>1</b> | <b>0</b> | <b>0.0</b> | <b>0.0</b> | <b>1</b> | <b>0</b> | <b>0</b> | <b>0</b> | <b>0</b> | <b>1</b> | <b>0</b> | <b>0</b> | <b>0</b> | <b>0</b> | <b>0</b> | <b>0</b> |

# WINFIELD JR.'S CAREER STATISTICS

| Year              | Team      | Tackles   |           |            |            |            |             |              | INT      |           |           |          |           | Fumbles   |          |          | ST Tackles |          |          |
|-------------------|-----------|-----------|-----------|------------|------------|------------|-------------|--------------|----------|-----------|-----------|----------|-----------|-----------|----------|----------|------------|----------|----------|
|                   |           | GP        | GS        | T          | S          | A          | Sk          | Yds          | No       | Yds       | Lg        | TD       | PD        | FF        | FR       | Yds      | T          | S        | A        |
| 2020              | Tampa Bay | 16        | 16        | 91         | 61         | 30         | 3.0         | 20.0         | 1        | 16        | 16        | 0        | 6         | 2         | 1        | 0        | 3          | 3        | 0        |
| 2021              | Tampa Bay | 13        | 13        | 88         | 62         | 26         | 2.0         | 8.0          | 2        | 30        | 30        | 0        | 6         | 2         | 3        | 9        | 0          | 0        | 0        |
| 2022              | Tampa Bay | 13        | 13        | 80         | 64         | 16         | 4.0         | 29.0         | 1        | 15        | 15        | 0        | 3         | 1         | 0        | 0        | 0          | 0        | 0        |
| 2023              | Tampa Bay | 17        | 17        | 122        | 76         | 46         | 6.0         | 39.0         | 3        | 28        | 28        | 0        | 12        | 6         | 4        | 0        | 0          | 0        | 0        |
| <b>NFL Totals</b> |           | <b>59</b> | <b>59</b> | <b>381</b> | <b>263</b> | <b>118</b> | <b>15.0</b> | <b>105.0</b> | <b>7</b> | <b>89</b> | <b>30</b> | <b>0</b> | <b>27</b> | <b>11</b> | <b>8</b> | <b>9</b> | <b>3</b>   | <b>3</b> | <b>0</b> |
| <b>Playoffs</b>   |           |           |           |            |            |            |             |              |          |           |           |          |           |           |          |          |            |          |          |
| Year              | Team      | Tackles   |           |            |            |            |             |              | INT      |           |           |          |           | Fumbles   |          |          | ST Tackles |          |          |
|                   |           | GP        | GS        | T          | S          | A          | Sk          | Yds          | No       | Yds       | Lg        | TD       | PD        | FF        | FR       | Yds      | T          | S        | A        |
| 2020              | Tampa Bay | 3         | 3         | 18         | 15         | 3          | 0.0         | 0.0          | 1        | 0         | 0         | 0        | 2         | 1         | 0        | 0        | 0          | 0        | 0        |
| 2021              | Tampa Bay | 2         | 2         | 14         | 11         | 3          | 1.0         | 5.0          | 0        | 0         | 0         | 0        | 0         | 1         | 1        | 0        | 0          | 0        | 0        |
| 2022              | Tampa Bay | 1         | 1         | 7          | 4          | 3          | 0.0         | 0.0          | 0        | 0         | 0         | 0        | 0         | 0         | 0        | 0        | 0          | 0        | 0        |
| 2023              | Tampa Bay | 2         | 2         | 5          | 4          | 1          | 0.0         | 0.0          | 0        | 0         | 0         | 0        | 1         | 0         | 0        | 0        | 0          | 0        | 0        |
| <b>Postseason</b> |           | <b>8</b>  | <b>8</b>  | <b>44</b>  | <b>34</b>  | <b>10</b>  | <b>1.0</b>  | <b>5.0</b>   | <b>1</b> | <b>0</b>  | <b>0</b>  | <b>0</b> | <b>3</b>  | <b>2</b>  | <b>1</b> | <b>0</b> | <b>0</b>   | <b>0</b> | <b>0</b> |

## SINGLE-GAME HIGHS

**Tackles:** 16, at San Francisco, 11/19/23  
**Sacks:** 1.0, 15 times, last at Carolina, 1/7/23  
**Interceptions:** 1, seven times, last vs. Jacksonville, 12/24/23  
 (also one postseason, vs. Kansas City, Super Bowl LV, 2/7/21)  
**Passes Defensed:** 3, vs. Carolina, 12/3/23  
**Forced Fumbles:** 1, 11 times, last at Carolina, 1/7/23  
 (also one postseason, at New Orleans, NFC Divisional Round, 1/17/21)  
**Fumble Recoveries:** 1, eight times, last vs. Jacksonville, 12/24/23

# #78 TRISTAN WIRFS

## TACKLE

HT: 6-5 WT: 320

DOB: 1/24/99

NFL: 5TH YEAR

ACQ: D1, 2020

COLLEGE: IOWA



FRONT OFFICE

VETERANS

2023 REVIEW

HISTORY

RECORDS

SIDELINES

## ACQUIRED BY BUCS:

- X Selected in the first round (13th overall) of the 2020 NFL Draft by the Buccaneers.

## AWARDS & ACCOLADES:

- X Super Bowl LV Champion
- X 3x Pro Bowl Selection (2021-23)
- X 2022 AP Second-Team All-Pro Selection
- X 2021 AP First-Team All-Pro Selection
- X 2020 Pro Football Focus Second-Team All-Pro Selection
- X 2x ESPN All-Pro Selection (2020-21)
- X PFWA All-Rookie Team Selection

## CAREER HIGHLIGHTS:

- X Has started all 63 games he has played, including an additional eight postseason contests.
- X Was named to the Pro Bowl in 2023, joining Tony Mayberry (1997-99) as the only offensive linemen in franchise history with three consecutive trips to the Pro Bowl. He became the first Buccaneers player at any position to accomplish this feat since Gerald

McCoy made six consecutive Pro Bowls from 2012-17.

- X In 2023, totaled 1,233 offensive snaps, including the postseason, and per Pro Football Focus (PFF) metrics, he yielded just five sacks and just six quarterback hits over 19 games played in his first season after making the transition from right tackle to left tackle.
- X Started all 16 games in 2020 and was part of an offensive line that allowed a sack on 3.51 percent of all pass attempts, the second-lowest mark in the NFL and the second-lowest mark in a season in team history. Helped block for an offense that ranks second in passing yards per game (289.1), third in points per game (30.8), seventh in yards per game (384.1), seventh in yards per play (6.04).
- X Started at Detroit (12/26/20), helping the Buccaneers total a team-record 588 yards of total offense.
- X Started in NFL debut at New Orleans (9/13/20).

## 2023 HIGHLIGHTS:

- X Was named a team captain for the 2023 season.
- X Among all tackles with 850-or-more pass-blocking snaps in 2023, Wirfs ranked fourth with an 84.3 passblocking grade and sixth with an 81.1 overall offensive grade, per PFF.
- X Started at left tackle in the Week 1 win at Minnesota, contributing to an offensive line that generated 242 net yards of offense. Tampa Bay's offense outgained Minnesota 147-82 in the second half as



the Buccaneers held a 20:03 - 9:57 time of possession advantage.

- X Started at left tackle in the Week 2 victory over Chicago, contributing to an offensive line that helped generate 437 net yards of offense. Tampa Bay's 437 yards in Week 2 marked the fifth-highest output by any team through the first two weeks of the season.
- X Started at left tackle in Week 3 vs. Philadelphia, playing all 44 offensive snaps.
- X Started at left tackle in the Week 4 victory at New Orleans, playing all 71 offensive snaps and contributing to an offense that scored 26 points and snapped New Orleans' streak of 11 straight games allowing 20-or-fewer points.
- X According to Pro Football Focus, was Tampa Bay's highest graded offensive player in Week 4, earning a 77.3 grade.
- X Started at left tackle in Week 6 vs. Detroit and played all 56 offensive snaps.
- X Started at left tackle in Week 7 vs. Atlanta and played all 73 offensive snaps.
- X Started at left tackle in Week 8 at Buffalo and played all 68 offensive snaps.
- X Started at left tackle in Week 9 at Houston, playing all 66 offensive snaps and contributing to an offensive line that helped produce 332 net yards of offense.
- X In the Week 10 victory over Tennessee, started at left tackle and played all 65 offensive snaps, contributing to an offensive line that helped produce 340 net yards of offense.
- X Started at left tackle and played 69-of-71 offensive snaps in Week 11 at San Francisco.
- X In Week 12 at Indianapolis, started at left tackle and played all 60 offensive snaps.
- X Started at left tackle in the Week 13 victory over Carolina, playing all 62 offensive snaps and contributing to an offensive line that generated a then-season-high 128 rushing yards.



- X Started at left tackle in the Week 14 victory in Atlanta, playing all 68 offensive snaps and contributing to an offensive line that generated a then-season-high 148 rushing yards. It marked the third consecutive game in which Tampa Bay produced a season-high in rushing yards.
- X In the Week 15 victory at Green Bay, started at left tackle, playing all 62 offensive snaps and contributing to an offensive line that helped produce a then-season-high 452 net yards of offense.
- X In the Week 16 win over Jacksonville, started at left tackle, playing all 74 offensive snaps and contributing to an offensive line that produced 335 net yards of offense and held a season-high 37:07 - 22:53 time of possession advantage.
- X Played all 56 offensive snaps at right guard in Week 17 vs. New Orleans, contributing to an offensive line that helped produce 7.0 yards per play.
- X In the division-clinching Week 18 victory at Carolina, played all 65 offensive snaps at left guard and contributed to an offensive line that helped produce over 100 rushing yards in a game for the sixth time in 2023.

- X According to Pro Football Focus, was Tampa Bay's highest-graded player in the Week 18 win, earning a 96.4 overall grade. It marked the highest PFF grade of his career.
- X In the Wild Card round victory over Philadelphia, started at left tackle, contributing to an offense that helped produce the largest yardage differential in a playoff game in team history (+150).
- X In the Divisional round contest at Detroit, started at left tackle and contributed to an offense that generated 408 net yards of offense – the third-highest single-game mark in club postseason history.

### COLLEGE:

- X Started 32 career games at Iowa (2017-19), seeing time at both right and left tackle.
- X As a junior (2019), earned first-team All-America honors from the Football Writers of America, Walter Camp Foundation and Phil Steele, while being named second-team All-America by the Associated Press, American Football Coaches Association and The Athletic.
- X Earned the Rimington-Pace Offensive Lineman of the Year in the Big Ten, while garnering first-team All-Big Ten distinction from the league's coaches and media, as well as The Associated Press and Phil Steele. Also a semi-finalist for the 2019 Outland Trophy.
- X Named honorable mention All-Big Ten by both league coaches and media after starting all 12 at right games he played in as a sophomore (2018).
- X Started in seven games as a freshman (2017), becoming the first true freshman to start at either offensive tackle position in the Kirk Ferentz era.
- X Received honorable mention Big Ten Conference All-Freshman team designation from BTN.com, as well

as the team's Next Man In award on offense.

- X Majored in communication studies.

### PERSONAL/COMMUNITY:

- X Attended Mount Vernon High School (Mount Vernon, Iowa).
- X Played offensive and defensive line in high school.
- X Selected to the U.S. Army All-American Bowl following prep career.
- X Named to Des Moines Register Elite all-state team as a senior, while also being named captain of 2A Iowa Newspaper Association all-state.
- X As a senior, was named district offensive line MVP and Class 2A Iowa Preps Offensive Lineman of the Year.
- X Named first-team all-district for three straight seasons.
- X Also lettered in track and wrestling during his prep career, winning a state wrestling championship as a senior, shot put as a junior and senior and discus in his sophomore, junior and senior years.
- X Just the fourth Iowa male prep to win shot and discus titles in consecutive years and the first to win three straight discus titles since the 1950s.
- X Mother is Sarah Wirfs.
- X In 2020, supported the University of Iowa Stead Family Children's Hospital as part of the NFL's My Cause, My Cleats initiative.

## WIRFS' CAREER STATISTICS

**Games/Starts:** TB: 2020: 16/16 (P:4/4); 2021: 17/17 (P: 1/1); 2022: 13/13 (P:1/1); 2023: 17/17 (P: 2/2)  
**Career Totals:** 63/63 (P:8/8)

**Misc. Tackles:** 2 - 1 in 2021; 1 in 2020

#11

## JOHN WOLFORD

QUARTERBACK

HT: 6-1 WT: 218

DOB: 10/16/95

NFL: 5TH YEAR

ACQ: UFA (LAR)-'23

COLLEGE: WAKE FOREST



## TRANSACTIONS:

- X Originally entered the NFL as a college free agent on Aug. 26, 2018. Was waived on Sept. 4.
- X Signed as a free agent by the Los Angeles Rams on April 10, 2019.
- X Re-signed with the Rams as an exclusive rights free agent on April 19, 2022.
- X Was signed as an unrestricted free agent by the Tampa Bay Buccaneers on May 9, 2023.

## CAREER HIGHLIGHTS:

- X Has appeared in seven career regular season games, making four starts, and completing 61-of-104 (58.7%) passes for 626 yards and one touchdown. Also added 16 carries for 87 yards.
- X Started for the L.A. Rams at quarterback in the team's 2020 Wild Card matchup against the Seattle Seahawks. Completed 3-of-6 passes for 29 yards.

## 2023 HIGHLIGHTS:

- X Was promoted from the practice squad to the active roster prior to Week 9.

- X Was inactive for Week 9-18.
- X Was inactive for the Wild Card round vs. Philadelphia and the Divisional round contest at Detroit.

## COLLEGE/PERSONAL:

- X Was a four-year starter at Wake Forest (2014-17), completing 761-of-1,273 (59.8%) passes for 8,794 yards and 59 touchdowns. Also added 447 carries for 1,989 yards and 19 touchdowns.
- X His 59 passing touchdowns and 8,794 passing yards at Wake Forest rank third and fourth in program history, respectively.
- X Was named second-team All-ACC after his senior season in 2017 when he established program records in passer rating (158.0), passing yards (3,192), touchdown passes (29), total offense (3,975) and total touchdowns (39).
- X In 2014, became the first player in program history to start all 12 games as a true freshman.

## WOLFORD'S CAREER STATISTICS

| Year              | Team      | Passing  |          |            |           |             |            |            |          |          |           | Yds       |           |             |
|-------------------|-----------|----------|----------|------------|-----------|-------------|------------|------------|----------|----------|-----------|-----------|-----------|-------------|
|                   |           | GP       | GS       | Att        | Cmp       | Pct         | Yds        | Y/A        | TD       | Int      | Lg        | Sk        | Lst       | RTG         |
| 2020              | L.A. Rams | 1        | 1        | 38         | 22        | 57.9        | 231        | 6.1        | 0        | 1        | 38        | 2         | 8         | 64.7        |
| 2021              | L.A. Rams | 3        | 0        | 4          | 1         | 25.0        | 5          | 1.3        | 0        | 1        | 5         | 1         | 8         | 0.0         |
| 2022              | L.A. Rams | 3        | 3        | 62         | 38        | 61.3        | 390        | 6.3        | 1        | 3        | 30        | 7         | 49        | 64.6        |
| <b>NFL Totals</b> |           | <b>7</b> | <b>4</b> | <b>104</b> | <b>61</b> | <b>58.7</b> | <b>626</b> | <b>6.0</b> | <b>1</b> | <b>5</b> | <b>38</b> | <b>10</b> | <b>65</b> | <b>59.2</b> |
| Year              | Team      | Passing  |          |            |           |             |            |            |          |          |           | Yds       |           |             |
|                   |           | GP       | GS       | Att        | Cmp       | Pct         | Yds        | Y/A        | TD       | Int      | Lg        | Sk        | Lst       | RTG         |
| 2020              | L.A. Rams | 1        | 1        | 6          | 3         | 50.0        | 29         | 4.8        | 0        | 0        | 15        | 1         | 0         | 63.9        |
| <b>NFL Totals</b> |           | <b>1</b> | <b>1</b> | <b>6</b>   | <b>3</b>  | <b>50.0</b> | <b>29</b>  | <b>4.8</b> | <b>0</b> | <b>0</b> | <b>15</b> | <b>1</b>  | <b>0</b>  | <b>63.9</b> |



# #62 GRAHAM BARTON

**CENTER****HT:** 6-5 **WT:** 314**DOB:** 6/1/02**NFL:** ROOKIE**ACQ:** D1, 2024**COLLEGE:** DUKE**ACQUIRED BY BUCS:**

- X Selected by the Buccaneers as a first-round pick (26th overall) in the 2024 NFL Draft.

**COLLEGE:**

- X Appeared in 40 career games, making 39 starts, for Duke University (2020-23). He started 34 games at left tackle and five games at center.
- X Was a two-time recipient of Duke's Offensive Lineman of the Year Award during the 2022-23 seasons.
- X As a senior in 2023, started nine games at left tackle. Received second-team All-America honors and first-team All-ACC honors after anchoring an offensive line that produced 2,174 rushing yards and 26 rushing touchdowns – tied for the fifth-most in program history.
- X During his junior season in 2022, started all 13 games at left tackle and received first-team All-ACC recognition after contributing to an offensive line that helped produce 32.8 points per game – the highest mark in program history dating back to 1996.
- X As a sophomore in 2021, started 12 games at left tackle and contributed to an offensive line that helped produce

180.3 rushing yards per game – good for the fourth-highest mark in program history dating back to 1996.

- X Appeared in six games, making five starts – all at center – as a freshman in 2020. Received second-team freshman All-America honors.

**PERSONAL:**

- X Attended Ravenwood High School (Brentwood, Tenn.).
- X In addition to playing football, was a standout lacrosse player growing up.
- X Participated in the 2024 Reese's Senior Bowl.
- X Led his team to a 13-2 record and an appearance in the 2019 6A state championship game as a senior. Subsequently received All-State honors.
- X Coming out of high school, was the No. 41 offensive guard in the 2020 class and the No. 19 recruit in the state of Tennessee (No. 4 offensive lineman).
- X Interned at the Raleigh office of U.S. Senator Thom Tillis during the summer of 2023.
- X Is the son of Philip and Heather Barton.
- X Majored in Public Policy.

#43

## CHRIS BRASWELL JR.

OUTSIDE LINEBACKER


HT: 6-3 WT: 255

DOB: 10/25/01

NFL: ROOKIE

ACQ: D2, 2024

COLLEGE: ALABAMA

**ACQUIRED BY BUCS:**

- X Selected by the Buccaneers as a second-round pick (57th overall) in the 2024 NFL Draft.

**COLLEGE:**

- X Appeared in 40 career games at the University of Alabama (2020-23), logging 75 tackles (15.5 for loss), 10.5 sacks, four forced fumbles, one pass defended and one interception (returned for a touchdown).
- X Received second-team All-SEC recognition as a junior in 2023 after appearing in 14 games and recording 42 tackles, 8.0 sacks, one interception (returned for a touchdown), three forced fumbles and one pass defended.
- X In addition to posting career highs in tackles (42), sacks (8.0) and forced fumbles (three) as a junior, Braswell led the SEC in quarterback pressures and forced fumbles.
- X During his sophomore year in 2022, saw action in 13 games and recorded 20 tackles, 2.5 sacks and one forced fumble.
- X As a freshman in 2021, played in 13 games and logged 13 tackles.

**PERSONAL:**

- X Attended St. Frances Academy (Baltimore, Md.), where he started out as a running back but ultimately moved to playing defensive end.
- X Participated in the 2024 Reese's Senior Bowl.
- X Helped his high school to a 34-1 record over his final three seasons.
- X Recorded 25.0 sacks and sixed forced fumbles over his junior and senior seasons of high school.
- X Was named a 2020 Under Armor All-American.
- X Was the No. 2 weakside defensive end in the 2020 recruiting class, the No. 2 recruit in the state of Maryland, and the No. 19 recruit nationally.

# #23 TYKEE SMITH

**SAFETY****HT:** 5-10 **WT:** 202**DOB:** 2/18/2001**NFL:** ROOKIE**ACQ:** D3A, 2024**COLLEGE:** GEORGIA**FRONT OFFICE****DRAFT PICKS****2023 REVIEW****HISTORY****RECORDS****SIDELINES****ACQUIRED BY BUCS:**

- X Selected by the Buccaneers as a third-round pick (89th overall) in the 2024 NFL Draft.

**COLLEGE:**

- X Appeared in 50 career games between West Virginia University (2019–20) and the University of Georgia (2021–23), recording a combined 212 tackles (21.5 for loss) 12 passes defended, eight interceptions (one returned for a touchdown), 5.0 sacks and two forced fumbles.
- X Was a two-time College Football Playoff National Champion with the Georgia Bulldogs during the 2021–22 seasons.
- X As a redshirt senior in 2023, he appeared in 14 games for the Bulldogs, recording 70 tackles (8.5 for loss), six passes defended, four interceptions, and 2.0 sacks. He was subsequently named second-team All-SEC.
- X During his redshirt junior season in 2022, he played in 14 games and logged 28 tackles, 2.0 sacks, one pass defended and one forced fumble.
- X Only appeared in one game with the Bulldogs during the 2021 season due to injury.
- X In 2020 at the University of West Virginia, Smith received All-America

recognition and second-team All-Big 12 honors after he appeared in 10 games and finished with 61 tackles (8.0 for loss), five passes defended, and two interceptions.

- X During his first season at West Virginia, Smith was named to the freshman All-American team after appearing in 12 games and logging 53 tackles (2.5 for loss), four passes defended, two interceptions (one returned for a touchdown), one forced fumble and 1.0 sack.

**PERSONAL:**

- X Attended Imhotep Institute Charter High School (Philadelphia, Penn.)
- X Participated in the 2024 Reese's Senior Bowl.
- X Led his high school team to three straight conference championships and Class 4A state runner-up finishes across his final three seasons.
- X He was a two-time team captain in high school.
- X Has four siblings (three brothers, one sister).
- X Has one daughter, named Zyla.

#15

## JALEN MCMILLAN

WIDE RECEIVER

HT: 6-1 WT: 192

DOB: 12/7/01

NFL: ROOKIE

ACQ: D3B, 2024

COLLEGE: WASHINGTON

**ACQUIRED BY BUCS:**

- X Selected by the Buccaneers as a third-round pick (92nd overall) in the 2024 NFL Draft.

**COLLEGE:**

- X Appeared in 38 career games for the University of Washington (2020–23), bringing in 164 receptions for 2,143 yards and 17 receiving touchdowns.
- X Dating back to 1996, he ranked among University of Washington program leaders in receptions (fifth), receiving yards (sixth), and receiving touchdowns (seventh) at the time that he was drafted.
- X As a redshirt junior in 2023, was limited due to injury but still appeared in nine games, bringing in 45 receptions for 559 yards and five receiving touchdowns.
- X McMillan led all players in the 2024 College Football Playoff National Championship game in receptions, with six, and scored the game's lone receiving touchdown.
- X Enjoyed his most productive collegiate season as a redshirt sophomore in 2022, when he received All-Pac-12 honorable mention recognition after playing 13 games and posting career highs in receptions (79), receiving yards

(1,098) and receiving touchdowns (nine). He led the Huskies in both receptions and receiving touchdowns.

- X As a redshirt freshman in 2021, appeared in 10 games and finished with 39 receptions for 470 yards and three receiving touchdowns.
- X During his true freshman campaign in 2020, he saw action in three games and brought in one reception for 16 yards.

**PERSONAL:**

- X Attended San Joaquin Memorial High School (Fresno, Calif.), where he played both football, baseball, and track and field.
- X Was rated as the No. 38 overall prospect and No. 8 wide receiver in the country coming out of high school, as well as the No. 6 recruit in the state of California.
- X Was recruited by several schools to be a dual sport athlete, having been recruited for both football and baseball.
- X Qualified for the Junior Olympics in track and field in the eighth grade.

# #7

## BUCKY IRVING

**RUNNING BACK**

**HT:** 5-10 **WT:** 195

**DOB:** 8/19/02

**NFL:** ROOKIE

**ACQ:** D4, 2024

**COLLEGE:** OREGON



### ACQUIRED BY BUCS:

- X Selected by the Buccaneers as a fourth-round pick (125th overall) in the 2024 NFL Draft.

### COLLEGE:

- X Appeared in 39 career games between the University of Minnesota (2021) and the University of Oregon (2022-23), totaling 475 carries for 2,937 yards (6.2 avg.) and 20 rushing touchdowns while adding 95 receptions for 785 yards and five receiving touchdowns.
- X He received second-team All-Pac-12 honors in 2023 after starting all 14 games and posting career highs in carries (186), rushing yards (1,180), rushing touchdowns (11), receptions (56) and receiving yards (413). He led all FBS running backs in receptions.
- X As a sophomore in 2022, started 12-of-13 games and logged 156 carries for 1,058 yards and five rushing touchdowns, adding 31 receptions for 299 yards. He subsequently received honorable mention All-Pac-12 recognition for his play.
- X Was named the 2022 Holiday Bowl Game MVP after recording 13 carries for 149 yards and two rushing touchdowns.

- X As a freshman at the University of Minnesota in 2021, he logged 133 carries for 699 yards and four touchdowns. He finished the season leading the Gophers in all-purpose yards.

### PERSONAL:

- X Attended Hillcrest High School (Chicago, Ill.), where he lettered in football and basketball.
- X Earned All-State honors and was named the Conference Player of the Year as a high school senior in 2019.
- X As a junior in 2018, led his team to a 12-1 record and the conference title game.
- X Has two siblings (one brother, one sister).
- X Was given the nickname 'Bucky' by his late father, Marcellus.
- X Full name is Mar'Keise Irving.

FRONT OFFICE

DRAFT PICKS

2023 REVIEW

HISTORY

RECORDS

SIDELINES

#79  
ELIJAH KLEIN

## OFFENSIVE LINEMAN

HT: 6-4 WT: 319

DOB: 4/8/2000

NFL: ROOKIE

ACQ: D6, 2024

COLLEGE: TEXAS-EL PASO

**ACQUIRED BY BUCS:**

- X Selected by the Buccaneers as a sixth-round pick (125th overall) in the 2024 NFL Draft.

**COLLEGE:**

- X Appeared in 56 career games at the University of Texas–El Paso (2018–23), playing predominantly right guard.
- X Received first-team All-Conference–USA honors in 2023 after appearing in 12 games and contributing to a Miners team that averaged 362.0 net yards of offense per game, including 144.3 yards per game on the ground.
- X Started all 12 games at right guard for the Miners in 2022, receiving All-Conference–USA honorable mention recognition after contributing to an offense that average 159.4 rushing yards per game.
- X In 2021, started all 13 games at right guard and received All-Conference–USA honorable mention recognition after helping the Miners' offense

produce an average of 392.0 yards per game.

- X Started eight games for UTEP in 2020, helping guide a rushing attack that scored 16 touchdowns and surpassed 1,000 yards on the season.
- X Appeared in eight games, making six starts, for the Miners in 2019, helping a rushing attack that average 138.9 yards per game.
- X Started four games in 2018, including two at left tackle and two at right guard.

**PERSONAL:**

- X Attended Upland High School (Upland, Calif.)
- X Was named to the All-Baseline League First Team Offense as a senior in 2017.
- X Led his team to a 12–1 record in 2017, advancing to the Division II semifinals.
- X Has two brothers.
- X Full name is Elijah Blue Klein.

# #82 DEVIN CULP

**TIGHT END**  
**HT:** 6-4 **WT:** 237  
**DOB:** 2/2/2000  
**NFL:** ROOKIE  
**ACQ:** D7, 2024  
**COLLEGE:** WASHINGTON



## ACQUIRED BY BUCS:

- X Selected by the Buccaneers as a seventh-round pick (246th overall) in the 2024 NFL Draft.

## COLLEGE:

- X Appeared in 36 career games at the University of Washington (2019-23), amassing 66 receptions for 711 yards and four receiving touchdowns.
- X As a senior in 2023, he received All-Pac-12 honorable mention recognition after appearing in 14 games and bringing in 16 receptions for 208 yards and two receiving touchdowns for a Washington team that reached the College Football Playoff National Championship Game.
- X Played in 12 games as a junior in 2022, finishing with a career-high 29 receptions for 266 yards and one touchdown.
- X As a sophomore in 2021, appeared in nine games and brought in 20

receptions for 222 yards and one touchdown.

- X Saw time in two games for the Huskies in 2020, bringing in one catch for 15 yards.
- X Appeared in 12 games for Washington in 2019.

## PERSONAL:

- X Attended Gonzaga Preparatory School (Spokane, Wash.), where he played football and basketball.
- X As a senior, was a first-team All-State selection and helped Gonzaga Prep reach the quarterfinals of the Washington state playoffs.
- X Recorded a 4.47 40-yard dash time at the 2024 NFL Draft Combine, the fastest time among any competing tight ends.
- X His 4.47 40-yard dash time was the third-fastest time for any participant who weighed at least 230 pounds in the 2024 NFL Draft Combine.

# #19

## ZACK ANNEXSTAD

**QUARTERBACK**

**HT:** 6-3 **WT:** 220

**DOB:** 4/16/00

**NFL:** ROOKIE

**ACQ:** FA, 2024

**COLLEGE:** ILLINOIS STATE



### ACQUIRED BY BUCS:

- X Signed by Tampa Bay as a free agent on May 10, 2024.

### COLLEGE:

- X Totaled 26 career games over six seasons between Minnesota (2018-21) and Illinois State (2022-23).
- X In his final two seasons at Illinois State, he completed 360-of-545 (66.1%) passes for 3,547 yards and 27 touchdowns. Also added 95 carries for 247 yards.
- X All-Missouri Valley Football Conference honorable mention selection in 2023.

- X In his freshman season (2018), believed to be the second walk-on true freshman quarterback to start a season opener, joining Baker Mayfield (Texas Tech 2013).
- X Holds third most all-time Minnesota freshmen records with 97 passes for 1,277 yards, and nine touchdowns (tied).

### PERSONAL:

- X Attended IMG Academy (Bradenton, Fla).
- X Father, Scott, saw time in the NFL with Kansas City and Washington.

FRONT OFFICE

1ST YEAR & UDFA

2023 REVIEW

HISTORY

RECORDS

SIDELINES



# #39 MARCUS BANKS

**DEFENSIVE BACK**

**HT:** 6-0 **WT:** 190

**DOB:** 10/8/00

**NFL:** ROOKIE

**ACQ:** FA, 2024

**COLLEGE:** MISSISSIPPI STATE



## ACQUIRED BY BUCS:

- X Signed by Tampa Bay as a free agent on May 10, 2024.

## COLLEGE:

- X Appeared in 49 career games across five seasons at Alabama (2019-21) and Mississippi State (2022-23), tallying 73 tackles, five passes defended, one fumble recovery, one interception, and one touchdown.
- X Was invited to the 2024 College Gridiron Showcase.
- X Spent time at cornerback and special teams until his final season in 2023, where he switched to safety.

## PERSONAL:

- X Received 25 collegiate offers coming out of Dekaney High School (Houston, TX).
- X Selected to play in the All-American Bowl in San Antonio.
- X Participated in Nike's "The Opening" Finals in Frisco, Texas, in 2018.

# #95 C.J. BREWER

## DEFENSIVE LINEMAN

HT: 6-2 WT: 290

DOB: 11/22/97

NFL: 1ST YEAR

ACQ: FA, 2023

COLLEGE: COASTAL CAROLINA



### ACQUIRED BY BUCS:

- X Signed by Tampa Bay as a free agent on May 16, 2023.

### CAREER HIGHLIGHTS:

- X Has appeared in two career games for the Buffalo Bills, logging two tackles.

### COLLEGE:

- X Appeared in 58 games across five seasons (2017-21) at Coastal Carolina University, logging 230 tackles (32.5 for loss), 16.0 sacks, six passes defended, five forced fumbles, three fumble recoveries and one interception.
- X At Coastal Carolina, also added two carries for 16 yards and one reception for two yards and a touchdown.
- X As a super senior in 2021, logged 54 tackles, 4.5 sacks, one interception and one fumble recovery across 13 games.
- X As a senior in 2020, appeared in 12 games and recorded 60 tackles, 6.5 sacks, one forced fumble and one fumble recovery.

- X As a junior in 2019, recorded 54 tackles, 3.0 sacks and three passes defended over 12 games.
- X As a sophomore in 2018, tallied 29 tackles, two forced fumbles and one pass defended in nine games.
- X As a freshman in 2017, tallied 33 tackles, 2.0 sacks, two forced fumbles and two passes defended.
- X Was a three-time All-Sun Belt honoree, earning first team accolades in 2020-21 and third-team honors in 2019.
- X Was a two-time team captain.
- X Ranks eighth in program history in tackles (230), fifth in sacks (16.0), fifth in tackles for loss (32.5) and third in quarterback hurries (20).

### PERSONAL:

- X Attended Bowdon High School (Bowdon, Ga.)
- X Was named the Times-Georgia Area Defensive Player of the Year following his junior season in high school in 2014.
- X Also played basketball in high school.

#59

## JUDGE CULPEPPER

DEFENSIVE LINEMAN

HT: 6-4 WT: 293

DOB: 11/24/99

NFL: ROOKIE

ACQ: FA, 2024


COLLEGE: TOLEDO

**ACQUIRED BY BUCS:**

- X Signed by Tampa Bay as a free agent on May 10, 2024.

**COLLEGE:**

- X Started in 41-of-63 career games played over five seasons between Penn State (2019-20) and Toledo (2021-23), amassing 132 tackles (19.5 for loss), 14.0 sacks, two passes defended, two forced fumbles, and one fumble recovery.
- X Earned first-team All MAC and MAC West Defensive Player of the Week during his final season.
- X Played as a reserve and on special teams while at Penn State (2019-20).




- X Scout Team Defensive Player of the Year during redshirt season (2018).

**PERSONAL:**

- X Helped his high school team to a 45-7 record and four district championships in four seasons at Plant High School (Tampa, Fla).
- X Received first-team All-Tampa recognition as a senior, and second-team All-State as a junior.
- X Son of former Buccaneer Brad Culpepper.

# #86 EVAN DECKERS

**LONG SNAPPER**  
**HT:** 6-3 **WT:** 252  
**DOB:** 2/23/99  
**NFL:** 1ST YEAR  
**ACQ:** FA, 2024  
**COLLEGE:** DUKE



## TRANSACTIONS:

- X Signed by Tampa Bay as a college free agent on May 12, 2023. Waived on Aug. 29, 2023.
- X Signed to Tampa Bay's practice squad on Dec. 13, 2023. Released on Dec. 19, 2023.
- X Signed to a future contract by the Buccaneers on Jan. 30, 2024.

## COLLEGE:

- X Appeared in 53 career games between the University of Massachusetts (2018-21) and Duke University (2022), serving as the primary long snapper.
- X During his collegiate career, assisted on a total of 218 kicks and 272 punts.
- X Helped kickers convert on 44-of-60 (73.3%) field goal tries and 154-of-158 (97.5%) point after tries while in college.
- X Was named to the Academic All-ACC team in 2023 while at Duke.

## PERSONAL:

- X Attended Avon Old Farms (Avon, Mass.), where he lettered in football (three years), golf (four years), basketball (one year), hockey (one year), and squash (one year).
- X Majored in Kinesiology.
- X Got his master's degree in Management Studies.
- X Son of Peter and Tina Deckers.

# #60 XAVIER DELGADO

**OFFENSIVE LINEMAN**  
**HT:** 6-4 **WT:** 329  
**DOB:** 6/20/00  
**NFL:** ROOKIE  
**ACQ:** FA, 2024  
**COLLEGE:** MISSOURI



## ACQUIRED BY BUCS:

- X Signed by Tampa Bay as a free agent on May 10, 2024.

## COLLEGE:

- X Appeared in 59 games over six seasons at Missouri (2018-23), including starting the final 20 games of his collegiate career.
- X Was part of a 2023 Mizzou offensive line unit that was a semifinalist for the Joe Moore Award that recognizes the most outstanding offensive line units in the country.
- X In his final season at Missouri in 2023, helped anchor a Missouri offensive line that ranked 25th in the nation with 442.9 net yards of offense per game.

## PERSONAL:

- X Attended Deer Valley High School (Glendale, Ariz.)
- X Was a three-star recruit according to both Rivals.com and 247sports.com.
- X Was rated as the No. 19 overall recruit in the state of Arizona.
- X Received first-team all-state recognition in the 'Big School' division (class 4A, 5A, 6A) by the Arizona Republic.

# #46 KALEN DELOACH

**LINEBACKER**

**HT:** 6-1 **WT:** 212

**DOB:** 11/28/00

**NFL:** ROOKIE

**ACQ:** FA, 2024

**COLLEGE:** FLORIDA STATE

## ACQUIRED BY BUCS:

- X Signed by Tampa Bay as a free agent on May 10, 2024.

## COLLEGE:

- X Started in 39-of-48 career games played over five seasons at Florida State (2019-23), tallying 178 tackles (18 for loss), 8.0 sacks, two interceptions, 12 passes defended, two forced fumbles, one fumble recovery, and one touchdown.
- X Second-team All-American, first-team All-ACC, and FSU Defensive MVP in his final season.
- X Named ACC Linebacker of the Week (2023).



- X Recorded 68 tackles (10.5 for loss), 7.0 sacks, two forced fumbles, two passes defended, one interception and one fumble recovery in his final season.

## PERSONAL:

- X Selected to play in 2019 Under Armour All-American Game.
- X Named Butkus Award finalist for best high school linebacker in America.
- X Played some offense in high school, adding 771 yards rushing and 19 touchdowns
- X Also played basketball for Island High School (Savannah, Ga).

# #61 SILAS DZANSI

## OFFENSIVE TACKLE

HT: 6-5 WT: 335

DOB: 6/13/98

NFL: 1ST YEAR

ACQ: FA, 2023

COLLEGE: VIRGINIA TECH

### ACQUIRED BY BUCS:

- X Signed by Tampa Bay as a college free agent on May 12, 2023.

### COLLEGE:

- X Appeared in 49 games with 34 starts across five seasons (2018-2022) at Virginia Tech University.
- X Started all 11 games at right and left tackle his super redshirt senior year (2022)
- X Played in 12 games with seven starts at right and left tackle his redshirt senior year (2021), contributing to an offensive line that averaged 185.3 rushing yards a game.
- X Played in 8 games with four starts at right tackle and guard his redshirt junior year (2020), contributing to an offensive line that averaged 240.1 rushing yards a game.
- X Started all 8 games at right tackle his redshirt sophomore year (2019),



contributing to an offensive line that averaged 176.1 rushing yards a game.

- X Played in 10 games with four starts at right tackle his redshirt freshman year (2018), contributing to an offensive line that averaged 174.3 rushing yards a game.
- X Transferred to Virginia Tech and redshirted.
- X Spent 2016 season at Fork Union Military Academy.

### PERSONAL:

- X Last name pronounced: JAN-zee.
- X Attended C.D. Hylton High School (Woodbridge, Va.).
- X Played left tackle on offense and racked up 56 tackles on defense.
- X Started playing football his sophomore year of high school.

# #24

## TYREK FUNDERBURK

**CORNERBACK**

**HT:** 6-0 **WT:** 185

**DOB:** 11/28/00

**NFL:** ROOKIE

**ACQ:** FA, 2024

**COLLEGE:** APPALACHIAN STATE

### ACQUIRED BY BUCS:

- X Signed by Tampa Bay as a free agent on May 10, 2024.

### COLLEGE:

- X Played in 55 career games (35 starts) over six seasons between Richmond (2018-22) and Appalachian State (2023), tallying 123 tackles, 11 interceptions, 29 passes defended, three forced fumbles, and two touchdowns.
- X Was named All-Sun Belt first team and second-team All-American in his final season.
- X While at Richmond, received All-State honors in 2021 and second-team

All-Colonial Athletic Association and second-team All-State honors in 2020.

### PERSONAL:

- X Earned Two-time All-Conference and two-time NCISAA All-State recognition at Metrolina Christian Academy (Indian Trail, N.C.).
- X Had many achievements in track and field, including one state championship, three state medals, seven conference championships and holds four MAC conference records.



FRONT OFFICE

1ST YEAR & UDFA

2023 REVIEW

HISTORY

RECORDS

SIDELINES



#48

ANTONIO GRIER JR.

LINEBACKER

HT: 6-1 WT: 230

DOB: 1/18/00

NFL: ROOKIE

ACQ: FA, 2024

COLLEGE: ARKANSAS

**ACQUIRED BY BUCS:**

- X Signed by Tampa Bay as a free agent on May 10, 2024.

**COLLEGE:**

- X Played in 58 career games over six seasons between South Florida (2018-22) and Arkansas (2023), amassing 265 tackles (23.5 for loss), 10.0 sacks, five forced fumbles, four passes defensed, three interceptions, and two touchdowns.
- X Earned Phil Steele Preseason All-ACC first-team and Athlon Preseason All-ACC first-team in 2022.
- X Second-team All ACC, Pro Football Network All-Conference first-team,

and Athlon third-team selections in his fourth season at USF.

**PERSONAL:**

- X Named all-region defensive player of the year during senior season at Benjamin E. Mays High School (Atlanta, GA).
- X Earned Atlanta-Journal Constitution Class 6A honorable mention his junior year.

# #57

## DANIEL GRZESIAK

**LINEBACKER**

**HT:** 6-1 **WT:** 245

**DOB:** 11/19/00

**NFL:** ROOKIE

**ACQ:** FA, 2024

**COLLEGE:** CINCINNATI



### ACQUIRED BY BUCS:

- X Signed by Tampa Bay as a free agent on May 10, 2024.

### COLLEGE:

- X Played in 59 career games over six seasons between Nevada (2018–21), Utah State (2022), and Cincinnati (2023).
- X Recorded 140 tackles, 19.5 sacks, six passes defended, four forced fumbles, and three fumble recoveries.
- X Received honorable mention all-Mountain West recognition in 2022 after posting 52 tackles (13 for loss), a team-leading 8.5 sacks and two forced fumbles.

### PERSONAL:

- X Named Defensive Lineman of the Year as a senior at Crenshaw High School (Los Angeles, CA).
- X Helped lead his team to both a league and state championship in 2017.

FRONT OFFICE

1ST YEAR & UDFA

2023 REVIEW

HISTORY

RECORDS

SIDELINES

#72

## LUKE HAGGARD

OFFENSIVE TACKLE

HT: 6-7 WT: 305

DOB: 1/3/00

NFL: 1ST YEAR

ACQ: FA, 2023

COLLEGE: INDIANA

**ACQUIRED BY BUCS:**

- X Signed by Tampa Bay as a college free agent on May 12, 2023.

**COLLEGE:**

- X Appeared in 28 games with 26 starts across three seasons (2020-2022) at Virginia Tech University.
- X Started all 12 games his super senior season (2022) at left tackle.
- X Started the final 11 games at left tackle after missing the opener his senior year (2021), and earned the team's Chris Dal Sasso Award for most outstanding lineman.
- X Played in six games with four starts at left tackle his junior year (2020), contributing to an offensive line



led the Big Ten (T-17th nationally) in fewest sacks allowed per game (1.25). The Hoosiers finished fourth in the conference in scoring (28.9), fifth in passing offense (250.9), and fifth in time of possession (31:15).

- X Spent two seasons (2018-19) at Santa Rosa Junior College (Santa Rosa, Calif.). Named team captain, All-Bay 6 Conference, and was an All-NorCal Region honoree.

**PERSONAL:**

- X Attended Petaluma High School (Petaluma, Calif.).
- X Named a team captain.
- X Also played lacrosse and rugby.

# #21

## ANDREW HAYES

**CORNERBACK**

**HT:** 6-0 **WT:** 195

**DOB:** 6/17/01

**NFL:** ROOKIE

**ACQ:** FA, 2024

**COLLEGE:** CENTRAL ARKANSAS

### ACQUIRED BY BUCS:

- X Signed by Tampa Bay as a free agent on May 10, 2024.

### COLLEGE:

- X Played in 45 career games over four seasons between Ouachita Baptist (2019-22) and Central Arkansas, amassing 153 tackles, 27 passes defended, four interceptions, and one fumble recovery.



- X All-Great American Conference Honorable mention distinction in 2021.

### PERSONAL:

- X Attended Bryant High School (Bryant, Ark).
- X Led his team to a 7A state championship in 2017

FRONT OFFICE

1ST YEAR & UDFA

2023 REVIEW

HISTORY

RECORDS

SIDELINES

# #16 KEENAN ISAAC

**CORNERBACK**  
**HT:** 6-3 **WT:** 190  
**DOB:** 2/17/00  
**NFL:** 1ST YEAR  
**ACQ:** FA, 2023  
**COLLEGE:** ALABAMA STATE



## ACQUIRED BY BUCS:

- X Signed by Tampa Bay as a college free agent on May 12, 2023.

## 2023 HIGHLIGHTS:

- X Made his NFL debut in the Week 4 win at New Orleans, being elevated from the practice squad and appearing on special teams.
- X Did Not Play in Week 13 against Carolina.
- X Was inactive for Week 14 versus Atlanta.

## COLLEGE:

- X Appeared in 36 games across four seasons (2018-19 and 2021-22) at Alabama State University, tallying 161 tackles, 31 pass defended, 1.5 sacks, five interceptions, and two forced fumbles.
- X Played in three games his redshirt senior year (2022), tallying 39 tackles, 10 passes defended, two interceptions, and 0.5 sacks.
- X Played in 11 games his redshirt junior year (2021), amassing 33 tackles, seven passes defended, one sack, and

one forced fumble. Returned one kick for a 37-yard touchdown

- X Redshirted his 2020 season after offseason surgery.
- X Started all 11 games his sophomore year (2019), totaling 55 tackles, eight passes defended, and one forced fumble with a recovery.
- X Started six games and played in 11 as a true freshman (2018), recording 44 tackles, six passes defended, and one interception.

## PERSONAL:

- X Attended Midfield High School (Midfield, ALA.).
- X Named Second Team All-State as a senior.
- X Played basketball, averaging 18.9 points per game and 8.2 rebounds per game.

# #45

## RAMON JEFFERSON

**RUNNING BACK**

**HT:** 5-10 **WT:** 210

**DOB:** 1/10/00

**NFL:** ROOKIE

**ACQ:** FA, 2024

**COLLEGE:** KENTUCKY



### ACQUIRED BY BUCS:

- X Signed by Tampa Bay as a free agent on May 10, 2024.

### COLLEGE:

- X Played in 57 career games over seven seasons between Maine (2017-18), Garden City Community College (2019), Sam Houston (2020-22), and Kentucky (23-24), tallying 669 carries for 4,132 yards, and 41 touchdowns.
- X First-team All-Western Athletic Conference and AP FCS second-team All-American in 2021.
- X Earned All-Kansas Jayhawk Community College Conference second-team honors in 2019.
- X Named Thurlow Cooper Offensive Rookie of the Year.

### PERSONAL:

- X Attended Harry S Truman High School (The Bronx, N.Y.).
- X Two-time all-conference, two-time all-city, and one NYSSWA all-state selections.
- X Helped lead his team to back-to-back PSAL Bowls.

FRONT OFFICE

1ST YEAR & UDFA

2023 REVIEW

HISTORY

RECORDS

SIDELINES

#28

## CEPHUS JOHNSON III

WIDE RECEIVER

HT: 6-5 WT: 220

DOB: 9/21/99

NFL: 1ST YEAR

ACQ: FA, 2023

COLLEGE: SOUTHEASTERN LOUISIANA

**TRANSACTIONS:**

- X Entered the league as a college free agent with the Minnesota Vikings on May 1, 2023. Waived on Aug. 7, 2023.
- X Signed by the Buccaneers on Aug. 12, 2023.

**COLLEGE:**

- X Appeared in 45 career games between the University of South Alabama (2018-19) and Southeastern Louisiana University (2020-22), playing quarterback and completing 236-of-409 attempts for 2,763 yards and 20 touchdowns. Also added 274 carries for 1,461 rushing yards and 17 rushing touchdowns, plus seven receptions for 83 yards and two receiving touchdowns.
- X As a redshirt senior at Southeastern Louisiana in 2022, established career highs in completions (138), passing yards (1,527), passing touchdowns (10), carries (104), rushing yards (651), and rushing touchdowns (eight).
- X As a redshirt junior at Southeastern Louisiana in 2021, appeared in 10

games and completed 5-of-12 passes for 149 yards and one touchdown. Added 37 carries for 265 yards and four touchdowns, plus five receptions for 63 yards and two receiving touchdowns.

- X As a redshirt sophomore at Southeastern Louisiana in 2020, appeared in seven games and completed 3-of-3 passes for 67 yards and one touchdown. Also added 30 carries for 155 yards and one touchdown, plus two receptions for 20 yards.
- X Across two seasons at University of South Alabama, completed 90-of-180 passes for 1,020 yards and 8 touchdowns. Also added 103 carries for 390 yards and four touchdowns.

**PERSONAL:**

- X Attended Davidson High School (Mobile, Ala.)
- X As a senior in high school, established program records with 1,849 passing yards and 22 touchdowns.

# #9

## KAMERON JOHNSON

**WIDE RECEIVER**

**HT:** 5-10 **WT:** 170

**DOB:** 3/17/02

**NFL:** ROOKIE

**ACQ:** FA, 2024

**COLLEGE:** BARTON COLLEGE



### ACQUIRED BY BUCS:

- X Signed by Tampa Bay as a free agent on May 10, 2024.

### COLLEGE:

- X Played in 37 career games over four seasons at Barton College, tallying 151 receptions for 2,316 yards and 19 touchdowns, as well as adding 22 carries for 125 yards, plus two touchdown passes.
- X As a returner in college, recorded over 1,000 return yards and brought two kicks back for touchdowns.
- X Earned All-conference honors in his final two seasons after posting a combined 95 receptions for 1,445 receiving yards and 12 receiving touchdowns.

- X Became the first-ever Barton College football player to sign with an NFL team.

### PERSONAL:

- X Attended Northern Nash High School (Rocky Mount, N.C.), where he played quarterback.

FRONT OFFICE

1ST YEAR & UDFA

2023 REVIEW

HISTORY

RECORDS

SIDELINES



# #66 AVERY JONES

**GUARD**


**HT:** 6-4 **WT:** 307

**DOB:** 10/20/99

**NFL:** ROOKIE

**ACQ:** FA, 2024

**COLLEGE:** AUBURN



## ACQUIRED BY BUCS:

- X Signed by Tampa Bay as a free agent on May 10, 2024.

## COLLEGE:

- X Appeared in 41 collegiate games across three schools, including North Carolina (2019), East Carolina (2020-22), and Auburn (2023).
- X Played in eight games in his final season at Auburn, including the Tropical Bowl.
- X In his three seasons at East Carolina, Jones started 31-of-33 games played for the Pirates.
- X Spent his redshirt freshman season in 2019 at North Carolina appearing in one game.

## PERSONAL:

- X Earned an invitation to the 2017 Shrine Bowl of the Carolinas.
- X Spent time at both offensive line and defensive tackle at Havelock High School (Havelock, NC), helping his team to a 14-2 record and a Coastal 3A Conference title.

# #85

## LATREAL JONES

**WIDE RECEIVER**

**HT:** 6-1 **WT:** 195

**DOB:** 1/13/99

**NFL:** ROOKIE

**ACQ:** FA, 2024

**COLLEGE:** SOUTHERN MISSISSIPPI

### ACQUIRED BY BUCS:

- X Signed by Tampa Bay as a free agent on May 10, 2024.

### COLLEGE:

- X Totaled 38 games over five seasons between Pearl River Community College (2019-22) and the University of Southern Mississippi (2022-23).
- X Recorded 46 receptions for 622 yards and three touchdowns over his final two collegiate season at Southern Miss.
- X As a sophomore in 2020, Jones was named JCGridiron first-team All-American.



- X Began his career at Pearl River Community College hauling in 66 receptions for 874 yards and four touchdowns.

### PERSONAL:

- X Played both football and baseball at Taylorsville High School (Taylorsville, Miss.), winning the 2017 MHSAA 2A Football State Championship in a season in which he caught 41 receptions for 925 yards and 11 touchdowns.

FRONT OFFICE

1ST YEAR & UDFA

2023 REVIEW

HISTORY

RECORDS

SIDELINES

# #80 TANNER KNUE

**WIDE RECEIVER**

**HT:** 5-11 **WT:** 178

**DOB:** 11/26/99

**NFL:** ROOKIE

**ACQ:** FA, 2024

**COLLEGE:** EASTERN MICHIGAN



## ACQUIRED BY BUCS:

- X Signed by Tampa Bay as a free agent on May 10, 2024.

## COLLEGE:

- X Played in 37 games over six seasons at Eastern Michigan (2018-23), recording 154 receptions for 1,866 yards and 17 touchdowns.
- X In his final season at Eastern Michigan, he earned second-team All-MAC, leading the team in receptions (50), receiving yards (479), and touchdowns (three).
- X Earned third-team All MAC in his fifth season, totaling a career-best in both receiving yards (632) and touchdowns (nine).

## PERSONAL:

- X Played both football and basketball at Mason High School (Mason, Ohio).
- X In basketball, he was once selected second team all-conference and named league Defensive Player of the Year.

# #36

## CHRIS MCDONALD JR.

**CORNERBACK**

**HT:** 5-10 **WT:** 192

**DOB:** 11/9/99

**NFL:** ROOKIE

**ACQ:** FA, 2024

**COLLEGE:** TOLEDO



### ACQUIRED BY BUCS:

- X Signed by Tampa Bay as a free agent on May 10, 2024.

### COLLEGE:

- X Played in 57 games over five seasons at Toledo (2019-23), tallying 141 tackles, 37 passes defended, five interceptions, two defensive touchdowns, and one forced fumble.
- X Earned third-team ALL-MAC in his final season at Toledo in 2023.
- X Finished his career third in program history in passes defended (37).

### PERSONAL:

- X Won a state championship at Miami Southridge Senior High School (Miami, Fla.) in 2016.
- X Selected as a defensive back in the 2018 Miami-Dade All-Star Game.

FRONT OFFICE

1ST YEAR & UDFA

2023 REVIEW

HISTORY

RECORDS

SIDELINES

#71

**LORENZ METZ****OFFENSIVE LINEMAN****HT:** 6-9 **WT:** 310**DOB:** 3/7/97**NFL:** ROOKIE**ACO:** FA, 2024**COLLEGE:** CINCINNATI**TRANSACTIONS:**

- X Signed by the Chicago Bears as a college free agent on May 6, 2023. Released on July 26, 2023.
- X Signed with the Tampa Bay Buccaneers via the International Player Pathway Program on April 15, 2024.

**COLLEGE:**

- X Appeared in 43 games, making 27 starts, across various offensive line positions for the Cincinnati Bearcats (2018-22). Also added one blocked point after attempt on the defensive side of the ball.
- X Was limited to just five games during his final season at Cincinnati in 2022 due to injury.
- X During his redshirt junior season in 2021, received first-team All-AAC honors after he appeared in 12 games and made eight starts at right guard for the Bearcats. Contributed to an offensive line that helped produce the ninth-highest yards per play average in the country (6.7).



- X As a redshirt sophomore in 2020, appeared in eight games in a reserve capacity and on special teams.
- X Started all 13 games for the Bearcats in 2019, alternating between the left and right tackle positions. Helped produce a 1,000-yard rusher.
- X Appeared in three games, making his collegiate debut as an offensive lineman after making the transition from originally playing defensive line.

**PERSONAL:**

- X Born in Neuötting in Bavaria, Germany.
- X Played for the Kirchdorf Wildcats in the German Football League.
- X Majored in Industrial Management. Was named the Outstanding Undergraduate Industrial Management Student of the Year by Lindner's Department of Operations, Business Analytics and Information Systems.
- X Didn't play football until he was 18 years old.

# #81

## RYAN MILLER

**WIDE RECEIVER**


**HT:** 6-2 **WT:** 221

**DOB:** 2/20/00

**NFL:** 1ST YEAR

**ACO:** FA, 2023

**COLLEGE:** FURMAN



### TRANSACTIONS:

- X Signed by Tampa Bay as a college free agent on May 12, 2023.

### 2023 HIGHLIGHTS:

- X Was elevated from the practice squad prior to the Week 13 victory over Carolina, making his NFL debut and appearing on special teams and in a reserve capacity on offense.

### COLLEGE:

- X Appeared in 53 games in five seasons (2018-2022) at Furman University, tallying 151 receptions for 2,146 yards (14.2 avg.) and 28 touchdowns. Also added three carries for 28 yards.
- X Established career highs in receptions (72), receiving yards (762) and receiving touchdowns (12) in 2022, earning him first team All-Southern Conference honors and AP FCS All-America honors.
- X As a senior in 2021, logged 43 receptions for 749 yards and seven

touchdowns to earn first team All-Southern Conference honors and AP FCS All-American honors.

- X As a junior in 2020, brought in 15 receptions for 254 yards and six receiving touchdowns.
- X As a sophomore in 2019, recorded 11 receptions for 237 yards and three receiving touchdowns.
- X As a freshman in 2018, tallied 10 receptions for 144 yards.

### PERSONAL:

- X Attended University School of Jackson High School (Jackson, TN).
- X Played right end, wide receiver, running back, middle linebacker and defensive end in high school.
- X Also played basketball and ran track in high school.
- X Parents are David and Denis Miller.
- X Has one brother, Keaton.

FRONT OFFICE

1ST YEAR & UDFA

2023 REVIEW

HISTORY

RECORDS

SIDELINES

# #49

## SHAUN PETERSON JR.

**OUTSIDE LINEBACKER**


**HT:** 6-3 **WT:** 240

**DOB:** 10/22/99

**NFL:** ROOKIE

**ACQ:** FA, 2024

**COLLEGE:** CENTRAL FLORIDA



### ACQUIRED BY BUCS:

- X Signed by Tampa Bay as a free agent on May 10, 2024.

### COLLEGE:

- X Totaled 51 games over six seasons between Florida International University (2018-22) and Central Florida (2023).
- X Following his transfer to UCF, appeared in 12 games, notching 14 tackles, 1.0 sacks, and one forced fumble.
- X At outside linebacker, amassed 28 tackles (eight for loss), 6.0 sacks, two forced fumbles, and two fumble recoveries in his fifth season at FIU (2022).
- X Played running back for the first four seasons at FIU, totaling 105 carries for 478 yards and four touchdowns.

### PERSONAL:

- X Played both linebacker and running back at Nova High School (Davie, Fla).
- X Ranked No. 3 in South Florida with 1,234 yards and 17 touchdowns his senior season.

# #33

## JOSE RAMIREZ

**OUTSIDE LINEBACKER**

**HT:** 6-2 **WT:** 252

**DOB:** 5/9/99

**NFL:** 1ST YEAR

**ACQ:** D6C, 2023

**COLLEGE:** EASTERN MICHIGAN



### ACQUIRED BY BUCS:

- X Selected in the sixth round (196th overall) of the 2023 NFL Draft by the Tampa Bay Buccaneers.

### 2023 HIGHLIGHTS:

- X Was elevated from the practice squad for the Wild Card round vs. Philadelphia, but was inactive.

### COLLEGE:

- X Appeared in 32 games across three seasons (2020-22) at Eastern Michigan, tallying 156 tackles (34 for loss), 20.5 tackles, seven passes defended, six forced fumbles and one fumble recovery.
- X His 20.5 career sacks rank second all-time in Eastern Michigan program history while his 34 tackles for loss rank fifth.
- X Is a member of Eastern Michigan's Ring of Honor.
- X Became the first player at Eastern Michigan to record double-digit sacks in a single season since 1998.

- X As a senior in 2022, earned first team All-MAC and MAC Defensive MVP honors after logging 66 tackles (19.5 for loss), 12 sacks, two forced fumbles, two passes defended and one fumble recovery over 13 games.
- X In 2021, received third team All-MAC honors after recording 63 tackles, 6.5 sacks, four passes defended and three forced fumbles across 13 games.
- X Appeared in six games in 2020, amassing 27 tackles, 2.0 sacks, one pass defended and one forced fumble.
- X Prior to attending Eastern Michigan, Ramirez attended Riverside City College in 2018 and appeared in 12 games for their football team.

### PERSONAL:

- X Attended Auburndale high School (Auburndale, Fla.), where he played wide receiver, cornerback, safety and linebacker.
- X Majored in psychology at Eastern Michigan.
- X Has four brothers and one sister.

FRONT OFFICE

1ST YEAR & UDFA

2023 REVIEW

HISTORY

RECORDS

SIDELINES



# #84 TANNER TAULA

**TIGHT END****HT:** 6-6 **WT:** 255**DOB:** 12/6/98**NFL:** 1ST YEAR**ACQ:** FA, 2023**COLLEGE:** ILLINOIS STATE**TRANSACTIONS:**

- X Signed by Tampa Bay as a college free agent on May 12, 2023.

**COLLEGE:**

- X Appeared in 44 games across five seasons (2018-2022) at Illinois State, tallying 63 receptions for 627 yards (10.0 avg.) and four touchdowns.
- X Saw action in eight games as a super redshirt senior (2022), recording 26 receptions for 284 yards and one touchdown.
- X Played in eight games as a redshirt senior (2021), tallying 12 receptions for 89 yards.
- X Appeared in four games as a redshirt junior (2020), registering 13 receptions for 122 yards and two touchdowns.

- X Saw action in 13 games with three starts as a redshirt sophomore (2019), recording seven receptions for 101 yards.
- X Appeared in 11 games and started four as a redshirt freshman (2018), tallying 5 receptions for 31 yards and one touchdown.
- X Redshirted his freshman year (2017).

**PERSONAL:**

- X Attended Blue Springs High School (Blue Springs, Missouri).
- X Voted first-team all-state selection as a senior tallying 21 receptions for 303 yards and two receiving touchdowns and one rushing.

# #75 LWAL UGUAK

## DEFENSIVE LINEMAN

HT: 6-4 WT: 269

DOB: 3/30/2000

NFL: ROOKIE

ACO: FA, 2024

COLLEGE: TCU



### TRANSACTIONS:

- X Signed by the Tampa Bay Buccaneers to a future contract on Jan. 30, 2024.

### CAREER HIGHLIGHTS:

- X Played for the Montreal Alouettes of the Canadian Football League during the 2023 season, appearing in 18 games and registering 16 tackles, 3.0 sacks and one forced fumble.
- X Was selected by the Alouettes in the first round (seventh overall) of the 2023 CFL Draft.

### COLLEGE:

- X Appeared in 47 career games between the University of Connecticut (2018-21) and Texas Christian University (2022), totaling 79 tackles (10.0 for loss), 4.5 sacks, four passes defended, two fumble recoveries and one forced fumble.
- X As a senior at TCU, played in all 14 games and logged 10 tackles (one for

loss), one fumble recovery and 0.5 sacks for a Horned Frogs team that made it to the College Football Playoff National Championship game.


- X During his junior season at Connecticut, appeared in 10 games and finished with 34 tackles (3.5 for loss) and two fumble recoveries.
- X As a sophomore in 2019, saw action in 12 games, logging 19 tackles (4.0 for loss), and a career-high 4.0 sacks.
- X During his freshman season in 2018, appeared in 11 games for UConn and logged 16 tackles (1.5 for loss).

### PERSONAL:

- X Attended Harry Ainlay High School (Edmonton, Alberta, Canada).
- X His family emigrated from Sudan to Canada in 1997.
- X Has three siblings. His brother, Aher, is a professional basketball player

# #30 DJ WILLIAMS

**RUNNING BACK**  
**HT:** 6-0 **WT:** 225  
**DOB:** 11/15/99  
**NFL:** ROOKIE  
**ACQ:** FA, 2024  
**COLLEGE:** ARIZONA



## ACQUIRED BY BUCS:

- X Signed by Tampa Bay as a free agent on May 10, 2024.

## COLLEGE:

- X Totaled 48 career games over five seasons across three schools, beginning his career at Auburn (2019-20), before transferring to Florida State (2021), and Arizona (2022-23), rushing the ball 277 times for 1,394 yards and 14 touchdowns.
- X In his final two seasons at Arizona (2022-23), recorded 132 carries for 646 yards and eight touchdowns in 24 games played.
- X Played in all 12 games his first season at Arizona (2022-23) including the Territorial Cup victory.

## PERSONAL:

- X Two-time All-Highlands selection at Sebring High School (Sebring, Fla).
- X Nephew of Pro Football Hall of Fame running back Edgerrin James.
- X Also played baseball in high school.

# #38

## RASHAD WISDOM

**DEFENSIVE BACK**

**HT:** 5-9 **WT:** 210

**DOB:** 6/6/01

**NFL:** ROOKIE

**ACQ:** FA, 2024

**COLLEGE:** TEXAS-SAN ANTONIO



### ACQUIRED BY BUCS:

- X Signed by Tampa Bay as a free agent on May 10, 2024.

### COLLEGE:

- X Started 54-of-57 career games played over five seasons at Texas San Antonio (2019-23), tallying 315 tackles, 19 pass defended, 4.0 sacks, five interceptions, and two touchdowns.
- X Finished his career as the UTSA all-time leader in total tackles (315) and solo tackles (228).
- X Named first-team All-American Athletic Conference and Dave Cambell's All-Texas College second-team his final season.
- X Was twice named All-Conference USA first-team honoree (2020-21) and C-USA All-Freshman team in 2019.

### PERSONAL:

- X Named first-team All-District 27-6A selection during final three seasons (2016-18) at Converse Judson High School (Converse, Texas), in addition to earning honorable mention All-state recognition in both 2017 and 2018.
- X Helped his team to a 13-1 record and district championship in 2018.

FRONT OFFICE

1ST YEAR & UDFA

2023 REVIEW

HISTORY

RECORDS

SIDELINES

# 2023 REVIEW



# 2023 REGULAR SEASON STATISTICS

| 2023 RECORD: |     | WON: 9 | LOST: 8          |        |
|--------------|-----|--------|------------------|--------|
| DATE         | W/L | SCORE  | OPPONENT         | ATT    |
| Sept. 10     | W   | 20-17  | at Minnesota     | 66,741 |
| Sept. 17     | W   | 27-17  | CHICAGO          | 62,976 |
| Sept. 25     | L   | 11-25  | PHILADELPHIA     | 65,426 |
| Oct. 1       | W   | 26-9   | at New Orleans   | 70,003 |
| Oct. 15      | L   | 6-20   | DETROIT          | 65,854 |
| Oct. 22      | L   | 13-16  | ATLANTA          | 62,620 |
| Oct. 26      | L   | 18-24  | at Buffalo       | 70,416 |
| Nov. 5       | L   | 37-39  | at Houston       | 70,785 |
| Nov. 12      | W   | 20-6   | TENNESSEE        | 62,725 |
| Nov. 19      | L   | 14-27  | at San Francisco | 71,607 |
| Nov. 26      | L   | 20-27  | at Indianapolis  | 64,407 |
| Dec. 3       | W   | 21-18  | CAROLINA         | 62,432 |
| Dec. 10      | W   | 29-25  | at Atlanta       | 69,496 |
| Dec. 17      | W   | 34-20  | at Green Bay     | 77,275 |
| Dec. 24      | W   | 30-12  | JACKSONVILLE     | 62,547 |
| Dec. 31      | L   | 13-23  | NEW ORLEANS      | 65,741 |
| Jan. 7       | W   | 9-0    | at Carolina      | 69,010 |

|                          |  | BUCCANEERS | OPPONENTS |
|--------------------------|--|------------|-----------|
| <b>TOTAL FIRST DOWNS</b> |  | 300        | 337       |
| Rushing                  |  | 79         | 101       |
| Passing                  |  | 188        | 213       |
| Penalty                  |  | 33         | 23        |
| 3rd Down: Made / Att     |  | 98/226     | 92/225    |
| 3rd Down Pct.            |  | 41.5       | 40.9      |
| 4th Down: Made / Att     |  | 37/39      | 12/25     |
| 4th Down Pct.            |  | 66.7       | 48.0      |
| POSSESSION AVG.          |  | 29:25      | 30:35     |
| <b>TOTAL NET YARDS</b>   |  | 5321       | 5852      |
| Avg. Per Game            |  | 313.0      | 344.2     |
| Total Plays              |  | 1047       | 1051      |
| Avg. Per Play            |  | 5.1        | 5.4       |

|                             |  |         |         |
|-----------------------------|--|---------|---------|
| <b>NET YARDS RUSHING</b>    |  | 1509    | 1620    |
| Avg. Per Game               |  | 88.8    | 95.3    |
| Total Rushes                |  | 439     | 422     |
| <b>NET YARDS PASSING</b>    |  | 3612    | 4232    |
| Avg. Per Game               |  | 224.2   | 248.9   |
| Sacked / Yards Lost         |  | 40/232  | 48/336  |
| Gross Yards                 |  | 4044    | 4568    |
| Attempts / Completions      |  | 568/364 | 611/404 |
| Completion Pct.             |  | 64.1    | 66.1    |
| Had Intercepted             |  | 10      | 13      |
| <b>PUNTS/AVERAGE</b>        |  | 77/50.1 | 65/46.9 |
| <b>NET PUNTING AVERAGE</b>  |  | 41.8    | 42.4    |
| <b>PENALTIES/YARDS</b>      |  | 100/751 | 93/762  |
| <b>FUMBLES/FUMBLES LOST</b> |  | 21/3    | 26/13   |
| <b>TOUCHDOWNS</b>           |  | 37      | 34      |
| Rushing                     |  | 8       | 11      |
| Passing                     |  | 28      | 23      |
| Returns                     |  | 1       | 0       |

| SCORE BY QUARTERS | 1  | 2   | 3  | 4   | OT | TOTAL |
|-------------------|----|-----|----|-----|----|-------|
| <b>BUCCANEERS</b> | 42 | 120 | 71 | 115 | 0  | 348   |
| <b>OPPONENTS</b>  | 70 | 86  | 81 | 88  | 0  | 325   |

| SCORING           | TD        | R        | P         | Rt       | PAT          | 2-Pt.    | FG           | S          | PTS |
|-------------------|-----------|----------|-----------|----------|--------------|----------|--------------|------------|-----|
| C. McLaughlin     | 0         | 0        | 0         | 0        | 33/33        | 0        | 29/31        | 0          | 120 |
| M. Evans          | 13        | 0        | 13        | 0        | 0            | 0        | 0            | 0          | 78  |
| R. White          | 9         | 6        | 3         | 0        | 0            | 0        | 0            | 0          | 54  |
| C. Otton          | 4         | 0        | 4         | 0        | 0            | 1        | 0            | 0          | 26  |
| C. Godwin         | 3         | 1        | 2         | 0        | 0            | 1        | 0            | 0          | 20  |
| T. Palmer         | 3         | 0        | 3         | 0        | 0            | 0        | 0            | 0          | 18  |
| S. Barrett        | 1         | 0        | 1         | 0        | 0            | 0        | 0            | 0          | 6   |
| K. Kieft          | 1         | 0        | 1         | 0        | 0            | 0        | 0            | 0          | 6   |
| B. Mayfield       | 1         | 0        | 1         | 0        | 0            | 0        | 0            | 0          | 6   |
| D. Moore          | 1         | 0        | 1         | 0        | 0            | 0        | 0            | 0          | 6   |
| D. Thompkins      | 1         | 0        | 1         | 0        | 0            | 0        | 0            | 0          | 6   |
| P. O'Connor       | 0         | 0        | 0         | 0        | 0            | 0        | 1            | 2          | 6   |
| <b>BUCCANEERS</b> | <b>37</b> | <b>8</b> | <b>28</b> | <b>1</b> | <b>33-33</b> | <b>2</b> | <b>29-31</b> | <b>348</b> |     |
| <b>OPPONENTS</b>  | 34        | 11       | 23        | 0        | 26-26        | 3        | 29-36        | 1          | 325 |

| PASSING           | ATT.       | CMP.       | YDS.        | CMP%        | YDS/ATT     | TD        | TD%        | INT       | INT%       | LONG       | SK/LOST       | RTG         |
|-------------------|------------|------------|-------------|-------------|-------------|-----------|------------|-----------|------------|------------|---------------|-------------|
| Mayfield          | 566        | 364        | 4044        | 64.3        | 7.14        | 28        | 4.9        | 10        | 1.8        | 76t        | 40/232        | 94.6        |
| Trask             | 1          | 0          | 0           | 0.0         | 0.00        | 0         | 0.0        | 0         | 0.0        | 0          | 0/0           | 39.6        |
| Godwin            | 1          | 0          | 0           | 0.0         | 0.00        | 0         | 0.0        | 0         | 0.0        | 0          | 0/0           | 39.6        |
| <b>BUCCANEERS</b> | <b>568</b> | <b>364</b> | <b>4044</b> | <b>64.1</b> | <b>7.12</b> | <b>28</b> | <b>4.9</b> | <b>10</b> | <b>1.8</b> | <b>76t</b> | <b>40/232</b> | <b>94.2</b> |
| <b>OPPONENTS</b>  | 611        | 404        | 4568        | 66.1        | 7.48        | 23        | 3.8        | 10        | 2.1        | 76t        | 48/336        | 92.0        |

| RUSHING           | NO         | YDS         | AVG        | LG        | TD       |
|-------------------|------------|-------------|------------|-----------|----------|
| R. White          | 272        | 990         | 3.6        | 38        | 6        |
| C. Edmonds        | 49         | 176         | 3.6        | 21        | 0        |
| B. Mayfield       | 52         | 163         | 2.6        | 31        | 1        |
| D. Thompkins      | 8          | 56          | 7.0        | 17        | 0        |
| K. Vaughn         | 24         | 42          | 1.8        | 9         | 0        |
| C. Godwin         | 4          | 38          | 9.5        | 19t       | 1        |
| S. Tucker         | 15         | 23          | 1.5        | 7         | 0        |
| T. Palmer         | 3          | 22          | 7.3        | 13        | 0        |
| R. Jarrett        | 1          | 0           | 0.0        | 0         | 0        |
| K. Trask          | 1          | -1          | -1.0       | -1        | 0        |
| <b>BUCCANEERS</b> | <b>439</b> | <b>1509</b> | <b>3.4</b> | <b>38</b> | <b>8</b> |
| <b>OPPONENTS</b>  | 422        | 1620        | 3.8        | 29        | 11       |

| RECEIVING         | NO         | YDS         | AVG         | LG         | TD        |
|-------------------|------------|-------------|-------------|------------|-----------|
| C. Godwin         | 83         | 1024        | 12.3        | 47t        | 2         |
| M. Evans          | 79         | 1255        | 15.9        | 75t        | 13        |
| R. White          | 64         | 549         | 8.6         | 43t        | 3         |
| C. Otton          | 47         | 455         | 9.7         | 27         | 4         |
| T. Palmer         | 39         | 385         | 9.9         | 54         | 3         |
| D. Thompkins      | 17         | 83          | 4.9         | 26         | 1         |
| C. Edmonds        | 14         | 81          | 5.8         | 14         | 0         |
| D. Moore          | 5          | 94          | 18.8        | 52t        | 0         |
| P. Durham         | 5          | 58          | 11.6        | 25         | 0         |
| R. Jarrett        | 4          | 60          | 15.0        | 41         | 0         |
| S. Tucker         | 2          | 9           | 4.5         | 6          | 0         |
| K. Vaughn         | 2          | 2           | 1.0         | 3          | 0         |
| D. Wells          | 2          | -10         | -5.0        | 1          | 0         |
| K. Kieft          | 1          | 2           | 2.0         | 2t         | 1         |
| R. Hainsey        | 0          | -3          | -           | -3         | 0         |
| <b>BUCCANEERS</b> | <b>364</b> | <b>4044</b> | <b>11.1</b> | <b>75t</b> | <b>28</b> |
| <b>OPPONENTS</b>  | 404        | 4568        | 11.3        | 76t        | 23        |

| INTERCEPTIONS     | NO        | YDS       | AVG        | LG        | TD       |
|-------------------|-----------|-----------|------------|-----------|----------|
| A. Winfield Jr.   | 3         | 28        | 9.3        | 28        | 0        |
| D. White          | 2         | 36        | 18         | 26        | 0        |
| C. Izeon          | 2         | 18        | 9          | 14        | 0        |
| D. Delaney        | 2         | 4         | 2          | 4         | 0        |
| C. Davis III      | 2         | 3         | 1.5        | 3         | 0        |
| S. Barrett        | 1         | 4         | 4          | 4t        | 1        |
| W. Gholston       | 1         | 0         | 0.0        | 0         | 0        |
| <b>BUCCANEERS</b> | <b>13</b> | <b>93</b> | <b>7.2</b> | <b>28</b> | <b>1</b> |
| <b>OPPONENTS</b>  | 10        | 28        | 2.8        | 18        | 0        |

| PUNTING           | NO        | YDS         | AVG         | NET         | TB       | IN20      | LG        | BK       |
|-------------------|-----------|-------------|-------------|-------------|----------|-----------|-----------|----------|
| J. Camarda        | 77        | 3854        | 50.1        | 41.8        | 9        | 26        | 74        | 0        |
| <b>BUCCANEERS</b> | <b>77</b> | <b>3854</b> | <b>50.1</b> | <b>41.8</b> | <b>9</b> | <b>26</b> | <b>74</b> | <b>0</b> |
| <b>OPPONENTS</b>  | 65        | 3051        | 46.9        | 42.4        | 3        | 20        | 65        | 0        |

| PUNT RETURNS      | RET       | FC        | YDS        | AVG        | LONG      | TD       |
|-------------------|-----------|-----------|------------|------------|-----------|----------|
| D. Thompkins      | 17        | 18        | 234        | 9.4        | 51        | 0        |
| <b>BUCCANEERS</b> | <b>17</b> | <b>18</b> | <b>234</b> | <b>9.4</b> | <b>51</b> | <b>0</b> |
| <b>OPPONENTS</b>  | 38        | 10        | 455        | 12.0       | 52        | 0        |

| KICKOFF RETURNS   | RET       | YDS        | AVG         | LONG      | TD       |
|-------------------|-----------|------------|-------------|-----------|----------|
| D. Thompkins      | 16        | 327        | 20.4        | 32        | 0        |
| <b>BUCCANEERS</b> | <b>16</b> | <b>327</b> | <b>20.4</b> | <b>32</b> | <b>0</b> |
| <b>OPPONENTS</b>  | 26        | 491        | 18.9        | 31        | 0        |

| FIELD GOALS       | 1-19       | 20-29      | 30-39        | 40-49      | 50+        | LG        |
|-------------------|------------|------------|--------------|------------|------------|-----------|
| McLaughlin        | 0-0        | 8-8        | 12-12        | 2-3        | 7-8        | 57        |
| <b>BUCCANEERS</b> | <b>0-0</b> | <b>8-8</b> | <b>12-12</b> | <b>2-3</b> | <b>7-8</b> | <b>57</b> |
| <b>OPPONENTS</b>  | 0-0        | 9-9        | 13-13        | 4-4        | 3-10       | 52        |

**McLaughlin:** (36G, 57G) (26G, 40LB, 25G) (33G) (51G, 28G) (33G, 36G) (24G, 36G) (50LB, 57G) (35G, 49G, 55G) (25G, 35G) (0) (21G, 24G) (0) (55G, 36G) (39G, 46G) (24G, 31G, 51G) (36G, 57G, 39G)

**SACKS:** Diaby 2.5, Winfield Jr. 6.0, Vea 5.5, Tryon-Shoyinka 5.0, Barrett 4.5, David 4.5, Kancey 4.0, Nelson 3.0, D. White 2.5, Gaines 1.0, Gill 1.0, Russell 1.0, Watts 1.0, Hall 0.5

**Buccaneers 48.0, Opponents 40.0**

**FUM/LOST:** Mayfield 8/3, R. White 3/2, Thompkins 3/1, Palmer 3/1, Camarda 1/0, Hainsey 1/0, Otton 1/1, Wells 1/0

**Buccaneers 21/8, Opponents 26/13**

# 2023 DEFENSIVE STATISTICS

| Player               | Solo       |            | Total        |           | TFL               | Sacks/<br>Yards |              | QBH       | Ints./<br>Yards | Passes<br>Def. | For.<br>Fum. | Fum.<br>Rec. |
|----------------------|------------|------------|--------------|-----------|-------------------|-----------------|--------------|-----------|-----------------|----------------|--------------|--------------|
|                      | Tackles    | Assists    | Tackles      | Tackles   |                   | Yards           | Yards        |           |                 |                |              |              |
| Lavonte David        | 86         | 48         | 134          | 17        | 4.5/43.5          | 5               | -            | 5         | 1               | -              | -            | -            |
| Antoine Winfield Jr. | 76         | 46         | 122          | 6         | 6.0/48.0          | 8               | 3/28         | 12        | 6               | 4              | -            | -            |
| Devin White          | 49         | 34         | 83           | 5         | 2.5/19.0          | 9               | 2/36         | 6         | -               | -              | -            | -            |
| Ryan Neal            | 51         | 24         | 75           | 4         | -                 | -               | -            | -         | -               | -              | -            | -            |
| Zyon McCollum        | 45         | 19         | 64           | 1         | -                 | -               | -            | 9         | 2               | -              | -            | -            |
| Christian Izien      | 46         | 17         | 63           | 3         | -                 | 2               | 2/18         | 2         | 1               | -              | -            | -            |
| Jamel Dean           | 46         | 15         | 61           | -         | -                 | -               | -            | 4         | -               | -              | -            | 2            |
| Shaquill Barrett     | 33         | 19         | 52           | 3         | 4.5/32.5          | 9               | 1/4          | 2         | 3               | -              | -            | -            |
| Carlton Davis III    | 40         | 12         | 52           | -         | -                 | -               | 2/3          | 9         | -               | -              | -            | -            |
| Vita Vea             | 28         | 15         | 43           | 8         | 5.5/31.5          | 9               | -            | -         | 2               | -              | -            | -            |
| Joe Tryon-Shoyinka   | 26         | 17         | 43           | 7         | 5.0/39.0          | 7               | -            | 1         | 1               | 1              | -            | -            |
| Yaya Diaby           | 25         | 13         | 38           | 12        | 7.5/48.0          | 8               | -            | -         | 1               | 2              | -            | -            |
| Anthony Nelson       | 21         | 16         | 37           | 7         | 3.0/18.0          | 6               | -            | 1         | -               | -              | -            | -            |
| Callahan Kancey      | 19         | 7          | 26           | 10        | 4.0/22.0          | 12              | -            | 1         | -               | -              | -            | -            |
| Greg Gaines          | 7          | 17         | 24           | -         | 1.0/0.0           | 5               | -            | -         | -               | -              | -            | 1            |
| Dee Delaney          | 17         | 7          | 24           | 1         | -                 | -               | 2/4          | 5         | -               | -              | -            | -            |
| Logan Hall           | 11         | 11         | 22           | 2         | 0.5/1.5           | 1               | -            | 2         | -               | -              | -            | 2            |
| K.J. Britt           | 9          | 10         | 19           | 1         | -                 | -               | -            | 1         | -               | -              | -            | -            |
| William Gholston     | 10         | 9          | 19           | -         | -                 | -               | 1/0          | 2         | -               | -              | -            | -            |
| Kaevon Merriweather  | 7          | 7          | 14           | -         | -                 | -               | -            | 1         | -               | -              | -            | -            |
| SirVocea Dennis      | 6          | 2          | 8            | -         | -                 | -               | -            | 1         | -               | -              | -            | -            |
| Cam Gill             | 2          | 5          | 7            | -         | 1.0/7.0           | 1               | -            | -         | 1               | -              | -            | -            |
| J.J. Russell         | 6          | 1          | 7            | 1         | 1.0/9.0           | 1               | -            | -         | -               | -              | -            | -            |
| Mike Greene          | 2          | 4          | 6            | -         | -                 | -               | -            | -         | -               | -              | -            | -            |
| Markees Watts        | 4          | 0          | 4            | 1         | 1.0/6.0           | 1               | -            | -         | -               | -              | -            | -            |
| Patrick O'Connor     | 2          | 2          | 4            | 2         | -                 | -               | -            | -         | -               | -              | -            | -            |
| Josh Hayes           | 1          | 2          | 3            | -         | -                 | -               | -            | -         | -               | -              | -            | -            |
| Derrek Pitts Jr.     | 1          | 0          | 1            | -         | -                 | -               | -            | -         | -               | -              | -            | -            |
| Deadrin Senat        | 1          | 0          | 1            | -         | -                 | -               | -            | -         | -               | -              | -            | -            |
| <b>Totals</b>        | <b>677</b> | <b>379</b> | <b>1,056</b> | <b>91</b> | <b>48.0/336.0</b> | <b>84</b>       | <b>13/93</b> | <b>64</b> | <b>18</b>       | <b>12</b>      | <b>-</b>     | <b>-</b>     |

# 2023 SPECIAL TEAMS STATISTICS

| Player            | Solo    |         | Total   |         | Fumbles |      |
|-------------------|---------|---------|---------|---------|---------|------|
|                   | Tackles | Assists | Tackles | Tackles | For.    | Rec. |
| Josh Hayes        | 8       | 6       | 14      | -       | -       | -    |
| K.J. Britt        | 7       | 3       | 10      | -       | -       | -    |
| Ko Kieft          | 3       | 4       | 7       | -       | -       | -    |
| K. Merriweather   | 6       | 1       | 7       | -       | -       | -    |
| Cam Gill          | 3       | 2       | 5       | -       | -       | -    |
| Chase Edmonds     | 3       | 2       | 5       | -       | -       | -    |
| SirVocea Dennis   | 5       | 0       | 5       | -       | -       | -    |
| David Moore       | 2       | 2       | 4       | -       | -       | -    |
| Zyon McCollum     | 4       | 0       | 4       | -       | -       | -    |
| Zach Triner       | 2       | 1       | 3       | -       | -       | -    |
| Anthony Nelson    | 0       | 3       | 3       | -       | -       | -    |
| J.J. Russell      | 1       | 2       | 3       | -       | -       | -    |
| J. Tryon-Shoyinka | 2       | 0       | 2       | -       | -       | -    |
| Christian Izien   | 1       | 1       | 2       | -       | -       | -    |
| Jake Camarda      | 1       | 0       | 1       | -       | -       | -    |
| Dee Delaney       | 0       | 1       | 1       | -       | -       | -    |
| Rakim Jarrett     | 1       | 0       | 1       | -       | -       | -    |
| Ryan Neal         | 1       | 0       | 1       | -       | -       | -    |
| Derrek Pitts      | 1       | 0       | 1       | -       | -       | -    |
| Sean Tucker       | 1       | 0       | 1       | -       | -       | -    |

## Defensive/Special Teams Touchdowns

Shaquill Barrett, 4-yard interception return, vs. Chicago, 9/17/23

## Miscellaneous Tackles

C. Godwin 2, D. Thompkins 2, C. Edmonds 1, M. Evans 1, M. Feililer 1, L. Goedeke 1, D. Moore 1, C. Otton 1, T. Palmer 1, R. White 1, T. Wirfs 1

## Miscellaneous Forced Fumbles

None

## Miscellaneous Fumble Recoveries

B. Mayfield 3, R. White 3, R. Hainsey 2, M. Evans 1, T. Wirfs 1, D. Thompkins 1

## Blocked Punts

None

## Blocked PATs

None

## Blocked Field Goals

None

## Deflected Punts

None

## Safeties

None

## Onside Kickoff Recovery

None

# 2023 POSTSEASON STATISTICS

| 2023 RECORD: | W/L | WON: 1 SCORE | LOSS: 1 OPPONENT | ATT    |
|--------------|-----|--------------|------------------|--------|
| Jan 15       | W   | 32-9         | PHILADELPHIA     | 63,397 |
| Jan 21       | L   | 23-31        | at Detroit       | 66,201 |

|                          | BUCCANEERS | OPPONENTS |
|--------------------------|------------|-----------|
| <b>TOTAL FIRST DOWNS</b> | 46         | 39        |
| Rushing                  | 13         | 8         |
| Passing                  | 31         | 27        |
| Penalty                  | 2          | 4         |
| 3rd Down: Made / Att     | 10/26      | 6/23      |
| 3rd Down Pct.            | 38.5       | 26.1      |
| 4th Down: Made / Att     | 2/3        | 1/3       |
| 4th Down Pct.            | 66.7       | 33.3      |
| POSSESSION AVG.          | 31:02      | 28:58     |
| <b>TOTAL NET YARDS</b>   | 834        | 667       |
| Avg. Per Game            | 417.0      | 333.5     |
| Total Plays              | 129        | 124       |
| Avg. Per Play            | 6.5        | 5.4       |
| <b>NET YARDS RUSHING</b> | 208        | 156       |
| Avg. Per Game            | 104.0      | 78.0      |
| Total Rushes             | 44         | 41        |
| <b>NET YARDS PASSING</b> | 626        | 511       |
| Avg. Per Game            | 313.0      | 255.5     |
| Sacked / Yards Lost      | 8/60       | 5/26      |
| Gross Yards              | 686        | 537       |
| Attempts / Completions   | 77/48      | 78/55     |
| Completion Pct.          | 62.3       | 70.5      |
| Had Intercepted          | 2          | 0         |
| PUNTS/AVERAGE            | 7/47.3     | 9/45.1    |
| NET PUNTING AVG.         | 41.9       | 42.4      |
| PENALTIES/YARDS          | 10/58      | 9/71      |
| FUMBLES/BALL LOST        | 0/0        | 2/0       |
| TOUCHDOWNS               | 6          | 5         |
| Rushing                  | 0          | 2         |
| Passing                  | 6          | 3         |
| Returns                  | 0          | 0         |

| SCORE BY QUARTERS | 1  | 2  | 3  | 4  | OT | TOTAL |
|-------------------|----|----|----|----|----|-------|
| <b>BUCCANEERS</b> | 13 | 13 | 16 | 13 | 0  | 55    |
| OPPONENTS         | 3  | 16 | 7  | 14 | 0  | 40    |

| SCORING             | TD       | R        | P        | Rt         | PAT      | 2-Pt.      | FG       | S         | PTS |
|---------------------|----------|----------|----------|------------|----------|------------|----------|-----------|-----|
| McLaughlin          | 0        | 0        | 0        | 0          | 5/5      | 0          | 4/5      | 0         | 17  |
| Evans               | 1        | 0        | 1        | 0          | 0        | 0          | 0        | 0         | 6   |
| Godwin              | 1        | 0        | 1        | 0          | 0        | 0          | 0        | 0         | 6   |
| Moore               | 1        | 0        | 1        | 0          | 0        | 0          | 0        | 0         | 6   |
| Otton               | 1        | 0        | 1        | 0          | 0        | 0          | 0        | 0         | 6   |
| Palmer              | 1        | 0        | 1        | 0          | 0        | 0          | 0        | 0         | 6   |
| R. White            | 1        | 0        | 1        | 0          | 0        | 0          | 0        | 0         | 6   |
| <b>BUCCANEERS 6</b> | <b>0</b> | <b>6</b> | <b>0</b> | <b>6-5</b> | <b>0</b> | <b>4-5</b> | <b>1</b> | <b>55</b> |     |
| OPPONENTS           | 5        | 2        | 3        | 0          | 4-4      | 0          | 2-2      | 0         | 40  |

| FIELD GOALS       | 1-19       | 20-29      | 30-39      | 40-49      | 50+        |
|-------------------|------------|------------|------------|------------|------------|
| McLaughlin        | 0-0        | 1-1        | 0-0        | 2-2        | 1-2        |
| <b>BUCCANEERS</b> | <b>0-0</b> | <b>1-1</b> | <b>0-0</b> | <b>2-2</b> | <b>1-2</b> |
| OPPONENTS         | 0-0        | 1-1        | 0-0        | 1-1        | 0-0        |

**McLaughlin:** (28G, 54G, 48G) (43G, 50LU)  
**Opponents:** (47G) (23G)

| PASSING           | ATT       | COMP      | YDS        | CMP%        | YDS/ATT     | TD       | TD%        | INT      | INT%       | LG         | SACK/LOST   | RATING       |
|-------------------|-----------|-----------|------------|-------------|-------------|----------|------------|----------|------------|------------|-------------|--------------|
| Mayfield          | 77        | 48        | 686        | 62.3        | 8.91        | 6        | 7.8        | 2        | 2.6        | 56t        | 8/60        | 106.3        |
| <b>BUCCANEERS</b> | <b>77</b> | <b>48</b> | <b>686</b> | <b>62.3</b> | <b>8.91</b> | <b>6</b> | <b>7.8</b> | <b>2</b> | <b>2.6</b> | <b>56t</b> | <b>8/60</b> | <b>106.3</b> |
| OPPONENTS         | 78        | 55        | 537        | 70.5        | 6.88        | 3        | 3.8        | 0        | 0.0        | 55         | 5/26        | 102.4        |

| RUSHING           | NO        | YDS        | AVG        | LG        | TD       |
|-------------------|-----------|------------|------------|-----------|----------|
| R. White          | 27        | 127        | 4.7        | 16        | 0        |
| Edmonds           | 11        | 31         | 2.8        | 9         | 0        |
| Mayfield          | 4         | 31         | 7.8        | 14        | 0        |
| Thompkins         | 1         | 10         | 10.0       | 10        | 0        |
| Palmer            | 1         | 9          | 9.0        | 9         | 0        |
| <b>BUCCANEERS</b> | <b>44</b> | <b>208</b> | <b>4.7</b> | <b>16</b> | <b>0</b> |
| OPPONENTS         | 41        | 156        | 3.8        | 31t       | 2        |

| RECEIVING         | NO        | YDS        | AVG         | LG         | TD       |
|-------------------|-----------|------------|-------------|------------|----------|
| Otton             | 13        | 154        | 11.8        | 27         | 1        |
| Evans             | 11        | 195        | 17.7        | 29         | 1        |
| Godwin            | 8         | 85         | 10.6        | 23t        | 1        |
| R. White          | 5         | 39         | 7.8         | 12t        | 1        |
| Palmer            | 3         | 88         | 29.3        | 56t        | 1        |
| Moore             | 3         | 77         | 25.7        | 44t        | 1        |
| Edmonds           | 3         | 26         | 8.7         | 14         | 0        |
| Durham            | 1         | 18         | 18.0        | 18         | 0        |
| Thompkins         | 1         | 4          | 4.0         | 4          | 0        |
| <b>BUCCANEERS</b> | <b>48</b> | <b>686</b> | <b>14.3</b> | <b>56t</b> | <b>6</b> |
| OPPONENTS         | 55        | 537        | 9.8         | 55         | 3        |

| INTERCEPTIONS     | NO.      | YDS      | AVG        | LG       | TD       |
|-------------------|----------|----------|------------|----------|----------|
| N/A               | -        | -        | -          | -        | -        |
| <b>BUCCANEERS</b> | <b>0</b> | <b>0</b> | <b>0.0</b> | <b>0</b> | <b>0</b> |
| OPPONENTS         | 2        | 12       | 6.0        | 12       | 0        |

| PUNTING           | NO       | YDS        | AVG         | NET         | TB       | IN20     | LG        | BK       |
|-------------------|----------|------------|-------------|-------------|----------|----------|-----------|----------|
| Camarda           | 7        | 331        | 47.3        | 41.9        | 1        | 5        | 66        | 0        |
| <b>BUCCANEERS</b> | <b>7</b> | <b>331</b> | <b>47.3</b> | <b>41.9</b> | <b>1</b> | <b>5</b> | <b>66</b> | <b>0</b> |
| OPPONENTS         | 9        | 406        | 45.1        | 42.4        | 0        | 3        | 57        | 0        |

| PUNT RETURNS      | RET      | FC       | YDS       | AVG        | LG        | TD       |
|-------------------|----------|----------|-----------|------------|-----------|----------|
| Thompkins         | 3        | 4        | 24        | 8.0        | 13        | 0        |
| <b>BUCCANEERS</b> | <b>3</b> | <b>4</b> | <b>24</b> | <b>8.0</b> | <b>13</b> | <b>0</b> |
| OPPONENTS         | 3        | 2        | 18        | 6.0        | 10        | 0        |

| KICKOFF RETURNS   | NO       | YDS       | AVG         | LG        | TD       |
|-------------------|----------|-----------|-------------|-----------|----------|
| Thompkins         | 1        | 27        | 27.0        | 27        | 0        |
| <b>BUCCANEERS</b> | <b>1</b> | <b>27</b> | <b>27.0</b> | <b>27</b> | <b>0</b> |
| OPPONENTS         | 1        | 17        | 17.0        | 17        | 0        |

**SACKS:** Kancey 1.5, David 1.0, Gaines 1.0, Tryon-Shoyinka 1.0, Vee 0.5  
**BUCCANEERS 5.0, OPPONENTS 8.0**



## 2023 POSTSEASON DEFENSIVE STATISTICS

| Player               | Solo      |           | Total      |          | TFL             | Sacks/<br>Yards |            | Ints./<br>Yards | Passes<br>Def. | For.<br>Fum. | Fum.<br>Rec. |
|----------------------|-----------|-----------|------------|----------|-----------------|-----------------|------------|-----------------|----------------|--------------|--------------|
|                      | Tackles   | Assists   | Tackles    | Tackles  |                 | Yards           | QBH        |                 |                |              |              |
| Lavonte David        | 14        | 4         | 18         | 4        | 1.0/6.0         | 1               | -          | -               | 1              | -            | -            |
| K.J. Britt           | 7         | 8         | 15         | 1        | -               | -               | -          | 1               | -              | -            | -            |
| Jamel Dean           | 13        | 2         | 15         | 1        | -               | -               | -          | 4               | -              | -            | -            |
| Carlton Davis III    | 10        | 1         | 11         | -        | -               | -               | -          | 2               | -              | -            | -            |
| Zyon McCollum        | 8         | 1         | 9          | -        | -               | -               | -          | -               | -              | -            | -            |
| Calijah Kancey       | 4         | 2         | 6          | 2        | 1.5/8.5         | 2               | -          | 1               | -              | -            | -            |
| Christian Izien      | 5         | 1         | 6          | -        | -               | -               | -          | -               | -              | -            | -            |
| Antoine Winfield Jr. | 4         | 1         | 5          | -        | -               | 1               | -          | 1               | -              | -            | -            |
| Joe Tryon-Shoyinka   | 2         | 2         | 4          | -        | 1.0/0.0         | 2               | -          | -               | -              | -            | -            |
| YaYa Diaby           | 3         | 1         | 4          | -        | -               | -               | -          | -               | -              | -            | -            |
| Greg Gaines          | 1         | 2         | 3          | 1        | 1.0/7.0         | 1               | -          | -               | -              | -            | -            |
| Vita Vea             | 2         | 1         | 3          | -        | 0.5/4.5         | 2               | -          | -               | -              | -            | -            |
| Ryan Neal            | 1         | 2         | 3          | -        | -               | -               | -          | -               | -              | -            | -            |
| Devin White          | 0         | 3         | 3          | -        | -               | -               | -          | -               | -              | -            | -            |
| William Gholston     | 1         | 1         | 2          | -        | -               | -               | -          | -               | -              | -            | -            |
| Logan Hall           | 2         | 0         | 2          | -        | -               | -               | -          | -               | -              | -            | -            |
| Patrick O'Connor     | 2         | 0         | 2          | -        | -               | -               | -          | -               | -              | -            | -            |
| Anthony Nelson       | 1         | 0         | 1          | -        | -               | 1               | -          | -               | -              | -            | -            |
| Shaquil Barrett      | 0         | 0         | 0          | -        | -               | 1               | -          | -               | -              | -            | -            |
| <b>Totals</b>        | <b>80</b> | <b>32</b> | <b>112</b> | <b>9</b> | <b>5.0/26.0</b> | <b>11</b>       | <b>0/0</b> | <b>1</b>        | <b>1</b>       | <b>0</b>     | <b>0</b>     |

## 2023 POSTSEASON SPECIAL TEAMS STATISTICS

| Player          | Solo    |         | Total<br>Tackles | Fumbles   |           |
|-----------------|---------|---------|------------------|-----------|-----------|
|                 | Tackles | Assists |                  | For./Rec. | For./Rec. |
| Dee Delaney     | 0       | 1       | 1                | -/-       | -/-       |
| SirVocea Dennis | 0       | 1       | 1                | -/-       | -/-       |
| Payne Durham    | 1       | 0       | 1                | -/-       | -/-       |
| K. Merriweather | 1       | 0       | 1                | -/-       | -/-       |

### Defensive/Special Teams Touchdowns

None

### Miscellaneous Tackles

C. Mauch 1, C. Otton 1

### Miscellaneous Forced Fumbles

None

### Miscellaneous Fumble Recoveries

None

### Blocked Punts

None

### Blocked PATs

None

### Blocked Field Goals

None

### Deflected Punts

None

### Safeties

None

### Onside Kickoff Recovery

None

2023 GAME-BY-GAME  
STARTING LINEUPS

| DATE OPP |      | WR       | LT       | LG         | RG         | RT       | OFFENSE    |              |           | TE       | RB       | QB          | OTHER |
|----------|------|----------|----------|------------|------------|----------|------------|--------------|-----------|----------|----------|-------------|-------|
|          |      | M. Evans | T. Wirfs | M. Feller  | R. Hainsey | C. Mauch | L. Goedeke | K. Kleft     | C. Godwin | C. Otton | R. White | B. Mayfield |       |
| 9/10     | @MIN | M. Evans | T. Wirfs | M. Feller  | R. Hainsey | C. Mauch | L. Goedeke | K. Kleft     | C. Godwin | C. Otton | R. White | B. Mayfield |       |
| 9/17     | PHI  | M. Evans | T. Wirfs | M. Feller  | R. Hainsey | C. Mauch | L. Goedeke | D. Thompkins | C. Godwin | C. Otton | R. White | B. Mayfield |       |
| 10/1     | @NO  | M. Evans | T. Wirfs | M. Feller  | R. Hainsey | C. Mauch | L. Goedeke | K. Kleft     | C. Godwin | C. Otton | R. White | B. Mayfield |       |
| 10/15    | DET  | M. Evans | T. Wirfs | M. Feller  | R. Hainsey | C. Mauch | L. Goedeke | K. Kleft     | C. Godwin | C. Otton | R. White | B. Mayfield |       |
| 10/22    | ATL  | M. Evans | T. Wirfs | M. Feller  | R. Hainsey | C. Mauch | L. Goedeke | K. Kleft     | C. Godwin | C. Otton | R. White | B. Mayfield |       |
| 10/26    | @BUF | M. Evans | T. Wirfs | A. Stinnie | R. Hainsey | C. Mauch | L. Goedeke | T. Palmer    | C. Godwin | C. Otton | R. White | B. Mayfield |       |
| 11/5     | @HOU | M. Evans | T. Wirfs | A. Stinnie | R. Hainsey | C. Mauch | L. Goedeke | P. Durham    | C. Godwin | C. Otton | R. White | B. Mayfield |       |
| 11/12    | TEN  | M. Evans | T. Wirfs | A. Stinnie | R. Hainsey | C. Mauch | L. Goedeke | K. Kleft     | C. Godwin | C. Otton | R. White | B. Mayfield |       |
| 11/19    | @SF  | M. Evans | T. Wirfs | A. Stinnie | R. Hainsey | C. Mauch | L. Goedeke | K. Kleft     | C. Godwin | C. Otton | R. White | B. Mayfield |       |
| 12/3     | CAR  | M. Evans | T. Wirfs | A. Stinnie | R. Hainsey | C. Mauch | L. Goedeke | P. Durham    | C. Godwin | C. Otton | R. White | B. Mayfield |       |
| 12/10    | @ATL | M. Evans | T. Wirfs | A. Stinnie | R. Hainsey | C. Mauch | L. Goedeke | P. Palmer    | C. Godwin | C. Otton | R. White | B. Mayfield |       |
| 12/17    | @GB  | M. Evans | T. Wirfs | A. Stinnie | R. Hainsey | C. Mauch | L. Goedeke | T. Palmer    | C. Godwin | C. Otton | R. White | B. Mayfield |       |
| 12/24    | JAC  | M. Evans | T. Wirfs | A. Stinnie | R. Hainsey | C. Mauch | L. Goedeke | T. Palmer    | C. Godwin | C. Otton | R. White | B. Mayfield |       |
| 12/31    | NO   | M. Evans | T. Wirfs | A. Stinnie | R. Hainsey | C. Mauch | L. Goedeke | T. Palmer    | C. Godwin | C. Otton | R. White | B. Mayfield |       |
| 1/7      | @CAR | M. Evans | T. Wirfs | A. Stinnie | R. Hainsey | C. Mauch | L. Goedeke | P. Palmer    | C. Godwin | C. Otton | R. White | B. Mayfield |       |
| 1/15     | PHI  | M. Evans | T. Wirfs | A. Stinnie | R. Hainsey | C. Mauch | L. Goedeke | P. Durham    | C. Godwin | C. Otton | R. White | B. Mayfield |       |
| 1/21     | @DET | M. Evans | T. Wirfs | A. Stinnie | R. Hainsey | C. Mauch | L. Goedeke | K. Kleft     | C. Godwin | C. Otton | R. White | B. Mayfield |       |

| DATE OPP |      | DL  | NT        | DL        | OLB  | ILB        | ILB        | DL         | OLB          | ILB          | ILB         | DL      | CB           | CB          | S           | OTHER   |             |
|----------|------|---|-----------|-----------|--|------------|------------|------------|--------------|--------------|-------------|---------|--------------|-------------|-------------|---------|-------------|
|          |      | L. Hall   | V. Vea    | C. Kancey | Inon-Shovinka  | D. White   | L. David   | S. Barrett | J. Dean      | C. Davis III | Z. McCollum | J. Dean | C. Davis III | Z. McCollum | A. Winfield | R. Neal |             |
| 9/10     | @MIN | L. Hall <td>V. Vea</td> <td>C. Kancey</td> <td>Inon-Shovinka</td> <td>D. White</td> <td>L. David</td> <td>S. Barrett</td> <td>J. Dean</td> <td>C. Davis III</td> <td>Z. McCollum</td> <td>J. Dean</td> <td>C. Davis III</td> <td>Z. McCollum</td> <td>A. Winfield</td> <td>R. Neal</td> <td></td>                 | V. Vea    | C. Kancey | Inon-Shovinka  | D. White   | L. David   | S. Barrett | J. Dean      | C. Davis III | Z. McCollum | J. Dean | C. Davis III | Z. McCollum | A. Winfield | R. Neal |             |
| 9/17     | PHI  | L. Hall <td>V. Vea</td> <td>M. Greene</td> <td>Inon-Shovinka</td> <td>D. White</td> <td>L. David</td> <td>S. Barrett</td> <td>Z. McCollum</td> <td>C. Davis III</td> <td>Z. McCollum</td> <td>J. Dean</td> <td>C. Davis III</td> <td>Z. McCollum</td> <td>A. Winfield</td> <td>R. Neal</td> <td></td>             | V. Vea    | M. Greene | Inon-Shovinka  | D. White   | L. David   | S. Barrett | Z. McCollum  | C. Davis III | Z. McCollum | J. Dean | C. Davis III | Z. McCollum | A. Winfield | R. Neal |             |
| 10/1     | @NO  | L. Hall <td>V. Vea</td> <td></td> <td>Inon-Shovinka</td> <td>D. White</td> <td>L. David</td> <td>S. Barrett</td> <td>C. Davis III</td> <td>C. Davis III</td> <td>Z. McCollum</td> <td>J. Dean</td> <td>C. Davis III</td> <td>Z. McCollum</td> <td>A. Winfield</td> <td>R. Neal</td> <td>C. Izen</td>              | V. Vea    |           | Inon-Shovinka  | D. White   | L. David   | S. Barrett | C. Davis III | C. Davis III | Z. McCollum | J. Dean | C. Davis III | Z. McCollum | A. Winfield | R. Neal | C. Izen     |
| 10/15    | DET  | L. Hall <td>V. Vea</td> <td>C. Kancey</td> <td>Inon-Shovinka</td> <td>D. White</td> <td>L. David</td> <td>S. Barrett</td> <td>C. Davis III</td> <td>C. Davis III</td> <td>Z. McCollum</td> <td>J. Dean</td> <td>C. Davis III</td> <td>Z. McCollum</td> <td>A. Winfield</td> <td>R. Neal</td> <td></td>            | V. Vea    | C. Kancey | Inon-Shovinka  | D. White   | L. David   | S. Barrett | C. Davis III | C. Davis III | Z. McCollum | J. Dean | C. Davis III | Z. McCollum | A. Winfield | R. Neal |             |
| 10/22    | ATL  | L. Hall <td>V. Vea</td> <td>C. Kancey</td> <td>Inon-Shovinka</td> <td>D. White</td> <td>L. David</td> <td>S. Barrett</td> <td>C. Davis III</td> <td>C. Davis III</td> <td>Z. McCollum</td> <td>J. Dean</td> <td>C. Davis III</td> <td>Z. McCollum</td> <td>A. Winfield</td> <td>R. Neal</td> <td></td>            | V. Vea    | C. Kancey | Inon-Shovinka  | D. White   | L. David   | S. Barrett | C. Davis III | C. Davis III | Z. McCollum | J. Dean | C. Davis III | Z. McCollum | A. Winfield | R. Neal |             |
| 10/26    | @BUF | L. Hall <td>V. Vea</td> <td>C. Kancey</td> <td>Inon-Shovinka</td> <td>D. White</td> <td>L. David</td> <td>S. Barrett</td> <td>C. Davis III</td> <td>C. Davis III</td> <td>Z. McCollum</td> <td>J. Dean</td> <td>C. Davis III</td> <td>Z. McCollum</td> <td>A. Winfield</td> <td>R. Neal</td> <td>C. Izen</td>     | V. Vea    | C. Kancey | Inon-Shovinka  | D. White   | L. David   | S. Barrett | C. Davis III | C. Davis III | Z. McCollum | J. Dean | C. Davis III | Z. McCollum | A. Winfield | R. Neal | C. Izen     |
| 11/5     | @HOU | W. Gholston   | V. Vea    | C. Kancey | Inon-Shovinka  | D. White   | L. David   | S. Barrett | C. Davis III | C. Davis III | Z. McCollum | J. Dean | C. Davis III | Z. McCollum | A. Winfield | R. Neal |             |
| 11/12    | TEN  | L. Hall <td>V. Vea</td> <td>C. Kancey</td> <td>Inon-Shovinka</td> <td>D. White</td> <td>L. David</td> <td>S. Barrett</td> <td>C. Davis III</td> <td>C. Davis III</td> <td>Z. McCollum</td> <td>J. Dean</td> <td>C. Davis III</td> <td>Z. McCollum</td> <td>A. Winfield</td> <td>R. Neal</td> <td></td>            | V. Vea    | C. Kancey | Inon-Shovinka  | D. White   | L. David   | S. Barrett | C. Davis III | C. Davis III | Z. McCollum | J. Dean | C. Davis III | Z. McCollum | A. Winfield | R. Neal |             |
| 11/19    | @SF  | L. Hall <td>V. Vea</td> <td>C. Kancey</td> <td>Inon-Shovinka</td> <td>D. White</td> <td>L. David</td> <td>S. Barrett</td> <td>C. Davis III</td> <td>C. Davis III</td> <td>Z. McCollum</td> <td>J. Dean</td> <td>C. Davis III</td> <td>Z. McCollum</td> <td>A. Winfield</td> <td>R. Neal</td> <td></td>            | V. Vea    | C. Kancey | Inon-Shovinka  | D. White   | L. David   | S. Barrett | C. Davis III | C. Davis III | Z. McCollum | J. Dean | C. Davis III | Z. McCollum | A. Winfield | R. Neal |             |
| 11/26    | @ND  | Y. Diaby <td>V. Vea</td> <td>C. Kancey</td> <td>Inon-Shovinka</td> <td>D. White</td> <td>L. David</td> <td>S. Barrett</td> <td>C. Davis III</td> <td>C. Davis III</td> <td>Z. McCollum</td> <td>J. Dean</td> <td>C. Davis III</td> <td>Z. McCollum</td> <td>A. Winfield</td> <td>R. Neal</td> <td></td>           | V. Vea    | C. Kancey | Inon-Shovinka  | D. White   | L. David   | S. Barrett | C. Davis III | C. Davis III | Z. McCollum | J. Dean | C. Davis III | Z. McCollum | A. Winfield | R. Neal |             |
| 12/3     | CAR  | L. Hall <td>G. Gaines</td> <td>C. Kancey</td> <td>Y. Diaby <td>K.J. Britt</td> <td>K.J. Britt</td> <td>S. Barrett</td> <td>C. Davis III</td> <td>C. Davis III</td> <td>Z. McCollum</td> <td>J. Dean</td> <td>C. Davis III</td> <td>Z. McCollum</td> <td>A. Winfield</td> <td>R. Neal</td> <td>C. Izen</td> </td>  | G. Gaines | C. Kancey | Y. Diaby <td>K.J. Britt</td> <td>K.J. Britt</td> <td>S. Barrett</td> <td>C. Davis III</td> <td>C. Davis III</td> <td>Z. McCollum</td> <td>J. Dean</td> <td>C. Davis III</td> <td>Z. McCollum</td> <td>A. Winfield</td> <td>R. Neal</td> <td>C. Izen</td>     | K.J. Britt | K.J. Britt | S. Barrett | C. Davis III | C. Davis III | Z. McCollum | J. Dean | C. Davis III | Z. McCollum | A. Winfield | R. Neal | C. Izen     |
| 12/10    | @ATL | L. Hall <td>V. Vea</td> <td>C. Kancey</td> <td>Y. Diaby <td>K.J. Britt</td> <td>K.J. Britt</td> <td>S. Barrett</td> <td>C. Davis III</td> <td>C. Davis III</td> <td>Z. McCollum</td> <td>J. Dean</td> <td>C. Davis III</td> <td>Z. McCollum</td> <td>A. Winfield</td> <td>R. Neal</td> <td></td> </td>            | V. Vea    | C. Kancey | Y. Diaby <td>K.J. Britt</td> <td>K.J. Britt</td> <td>S. Barrett</td> <td>C. Davis III</td> <td>C. Davis III</td> <td>Z. McCollum</td> <td>J. Dean</td> <td>C. Davis III</td> <td>Z. McCollum</td> <td>A. Winfield</td> <td>R. Neal</td> <td></td>            | K.J. Britt | K.J. Britt | S. Barrett | C. Davis III | C. Davis III | Z. McCollum | J. Dean | C. Davis III | Z. McCollum | A. Winfield | R. Neal |             |
| 12/17    | @GB  | L. Hall <td>V. Vea</td> <td>C. Kancey</td> <td>Y. Diaby <td>K.J. Britt</td> <td>K.J. Britt</td> <td>S. Barrett</td> <td>C. Davis III</td> <td>C. Davis III</td> <td>Z. McCollum</td> <td>J. Dean</td> <td>C. Davis III</td> <td>Z. McCollum</td> <td>A. Winfield</td> <td>R. Neal</td> <td></td> </td>            | V. Vea    | C. Kancey | Y. Diaby <td>K.J. Britt</td> <td>K.J. Britt</td> <td>S. Barrett</td> <td>C. Davis III</td> <td>C. Davis III</td> <td>Z. McCollum</td> <td>J. Dean</td> <td>C. Davis III</td> <td>Z. McCollum</td> <td>A. Winfield</td> <td>R. Neal</td> <td></td>            | K.J. Britt | K.J. Britt | S. Barrett | C. Davis III | C. Davis III | Z. McCollum | J. Dean | C. Davis III | Z. McCollum | A. Winfield | R. Neal |             |
| 12/24    | JAC  | L. Hall <td>V. Vea</td> <td>C. Kancey</td> <td>Y. Diaby <td>K.J. Britt</td> <td>K.J. Britt</td> <td>S. Barrett</td> <td>C. Davis III</td> <td>C. Davis III</td> <td>Z. McCollum</td> <td>J. Dean</td> <td>C. Davis III</td> <td>Z. McCollum</td> <td>A. Winfield</td> <td>R. Neal</td> <td></td> </td>            | V. Vea    | C. Kancey | Y. Diaby <td>K.J. Britt</td> <td>K.J. Britt</td> <td>S. Barrett</td> <td>C. Davis III</td> <td>C. Davis III</td> <td>Z. McCollum</td> <td>J. Dean</td> <td>C. Davis III</td> <td>Z. McCollum</td> <td>A. Winfield</td> <td>R. Neal</td> <td></td>            | K.J. Britt | K.J. Britt | S. Barrett | C. Davis III | C. Davis III | Z. McCollum | J. Dean | C. Davis III | Z. McCollum | A. Winfield | R. Neal |             |
| 12/31    | NO   | L. Hall <td>V. Vea</td> <td>C. Kancey</td> <td>Y. Diaby <td>K.J. Britt</td> <td>K.J. Britt</td> <td>S. Barrett</td> <td>C. Davis III</td> <td>C. Davis III</td> <td>Z. McCollum</td> <td>J. Dean</td> <td>C. Davis III</td> <td>Z. McCollum</td> <td>A. Winfield</td> <td>R. Neal</td> <td></td> </td>            | V. Vea    | C. Kancey | Y. Diaby <td>K.J. Britt</td> <td>K.J. Britt</td> <td>S. Barrett</td> <td>C. Davis III</td> <td>C. Davis III</td> <td>Z. McCollum</td> <td>J. Dean</td> <td>C. Davis III</td> <td>Z. McCollum</td> <td>A. Winfield</td> <td>R. Neal</td> <td></td>            | K.J. Britt | K.J. Britt | S. Barrett | C. Davis III | C. Davis III | Z. McCollum | J. Dean | C. Davis III | Z. McCollum | A. Winfield | R. Neal |             |
| 1/7      | @CAR | L. Hall <td>V. Vea</td> <td>C. Kancey</td> <td>Y. Diaby <td>K.J. Britt</td> <td>K.J. Britt</td> <td>S. Barrett</td> <td>C. Davis III</td> <td>C. Davis III</td> <td>Z. McCollum</td> <td>J. Dean</td> <td>C. Davis III</td> <td>Z. McCollum</td> <td>A. Winfield</td> <td>R. Neal</td> <td></td> </td>            | V. Vea    | C. Kancey | Y. Diaby <td>K.J. Britt</td> <td>K.J. Britt</td> <td>S. Barrett</td> <td>C. Davis III</td> <td>C. Davis III</td> <td>Z. McCollum</td> <td>J. Dean</td> <td>C. Davis III</td> <td>Z. McCollum</td> <td>A. Winfield</td> <td>R. Neal</td> <td></td>            | K.J. Britt | K.J. Britt | S. Barrett | C. Davis III | C. Davis III | Z. McCollum | J. Dean | C. Davis III | Z. McCollum | A. Winfield | R. Neal |             |
| 1/15     | PHI  | L. Hall <td>V. Vea</td> <td>C. Kancey</td> <td>Y. Diaby <td>K.J. Britt</td> <td>K.J. Britt</td> <td>S. Barrett</td> <td>C. Davis III</td> <td>C. Davis III</td> <td>Z. McCollum</td> <td>J. Dean</td> <td>C. Davis III</td> <td>Z. McCollum</td> <td>A. Winfield</td> <td>R. Neal</td> <td></td> </td>            | V. Vea    | C. Kancey | Y. Diaby <td>K.J. Britt</td> <td>K.J. Britt</td> <td>S. Barrett</td> <td>C. Davis III</td> <td>C. Davis III</td> <td>Z. McCollum</td> <td>J. Dean</td> <td>C. Davis III</td> <td>Z. McCollum</td> <td>A. Winfield</td> <td>R. Neal</td> <td></td>            | K.J. Britt | K.J. Britt | S. Barrett | C. Davis III | C. Davis III | Z. McCollum | J. Dean | C. Davis III | Z. McCollum | A. Winfield | R. Neal |             |
| 1/21     | @DET | L. Hall <td>V. Vea</td> <td>C. Kancey</td> <td>Y. Diaby <td>K.J. Britt</td> <td>K.J. Britt</td> <td>S. Barrett</td> <td>C. Davis III</td> <td>C. Davis III</td> <td>Z. McCollum</td> <td>J. Dean</td> <td>C. Davis III</td> <td>Z. McCollum</td> <td>A. Winfield</td> <td>R. Neal</td> <td>W. Gholston</td> </td> | V. Vea    | C. Kancey | Y. Diaby <td>K.J. Britt</td> <td>K.J. Britt</td> <td>S. Barrett</td> <td>C. Davis III</td> <td>C. Davis III</td> <td>Z. McCollum</td> <td>J. Dean</td> <td>C. Davis III</td> <td>Z. McCollum</td> <td>A. Winfield</td> <td>R. Neal</td> <td>W. Gholston</td> | K.J. Britt | K.J. Britt | S. Barrett | C. Davis III | C. Davis III | Z. McCollum | J. Dean | C. Davis III | Z. McCollum | A. Winfield | R. Neal | W. Gholston |

# 2023 PARTICIPATION CHART

FRONT OFFICE

PLAYERS

2023 REVIEW

HISTORY

RECORDS

SIDELINES

**Legend:**  
 Position Abbreviation Indicates Start (eg. RCB indicates started at right cornerback) PSE=Practice Squad Elevation (P=Played)  
 P = Played DNP = Did Not Play IA = Inactive IR = Injured Reserve N = Not on Roster PS = Practice Squad PSE=Practice Squad  
 PUP = Phys. Unable to Perform NFI = Res./Non-Football Injury or Illness RES = Reserve COV=Res./COVID-19

| PLAYER                 | GP | GS | DNP | IA | @MIN | 1 | 2 | 3 | 4 | @NO | 5 | 6 | 7 | 8 | 9 | 10 | @SF | 11 | 12 | 13 | @ATL | 14 | 15 | 16 | 17 |   |
|------------------------|----|----|-----|----|------|---|---|---|---|-----|---|---|---|---|---|----|-----|----|----|----|------|----|----|----|----|---|
| Barrett, Shaquill      | 16 | 16 | 0   | 0  | 0    | 1 | 0 | 0 | 0 | 0   | 0 | 0 | 0 | 0 | 0 | 0  | 0   | 0  | 0  | 0  | 0    | 0  | 0  | 0  | 0  | 0 |
| Bouyer-Randle, Brandon | 0  | 0  | 0   | 0  | 0    | 0 | 0 | 0 | 0 | 0   | 0 | 0 | 0 | 0 | 0 | 0  | 0   | 0  | 0  | 0  | 0    | 0  | 0  | 0  | 0  | 0 |
| Brewer, C.J.           | 16 | 4  | 0   | 0  | 0    | 1 | 0 | 0 | 0 | 0   | 0 | 0 | 0 | 0 | 0 | 0  | 0   | 0  | 0  | 0  | 0    | 0  | 0  | 0  | 0  | 0 |
| Britt, K.J.            | 16 | 4  | 0   | 0  | 0    | 0 | 0 | 0 | 0 | 0   | 0 | 0 | 0 | 0 | 0 | 0  | 0   | 0  | 0  | 0  | 0    | 0  | 0  | 0  | 0  | 0 |
| Camarda, Jake          | 17 | 15 | 0   | 0  | 0    | 2 | 0 | 0 | 0 | 0   | 0 | 0 | 0 | 0 | 0 | 0  | 0   | 0  | 0  | 0  | 0    | 0  | 0  | 0  | 0  | 0 |
| David, Lavonte         | 15 | 12 | 0   | 0  | 0    | 3 | 0 | 0 | 0 | 0   | 0 | 0 | 0 | 0 | 0 | 0  | 0   | 0  | 0  | 0  | 0    | 0  | 0  | 0  | 0  | 0 |
| Davis, Carrion         | 13 | 12 | 0   | 0  | 0    | 1 | 0 | 0 | 0 | 0   | 0 | 0 | 0 | 0 | 0 | 0  | 0   | 0  | 0  | 0  | 0    | 0  | 0  | 0  | 0  | 0 |
| Deen, Jamel            | 0  | 0  | 0   | 0  | 0    | 0 | 0 | 0 | 0 | 0   | 0 | 0 | 0 | 0 | 0 | 0  | 0   | 0  | 0  | 0  | 0    | 0  | 0  | 0  | 0  | 0 |
| DeLeon, Dee            | 17 | 2  | 0   | 0  | 0    | 0 | 0 | 0 | 0 | 0   | 0 | 0 | 0 | 0 | 0 | 0  | 0   | 0  | 0  | 0  | 0    | 0  | 0  | 0  | 0  | 0 |
| Dennis, Sirvooea       | 13 | 0  | 0   | 0  | 0    | 4 | 0 | 0 | 0 | 0   | 0 | 0 | 0 | 0 | 0 | 0  | 0   | 0  | 0  | 0  | 0    | 0  | 0  | 0  | 0  | 0 |
| Diaby, Yaya            | 17 | 7  | 0   | 0  | 0    | 4 | 0 | 0 | 0 | 0   | 0 | 0 | 0 | 0 | 0 | 0  | 0   | 0  | 0  | 0  | 0    | 0  | 0  | 0  | 0  | 0 |
| Durham, Payne          | 13 | 2  | 0   | 0  | 0    | 0 | 0 | 0 | 0 | 0   | 0 | 0 | 0 | 0 | 0 | 0  | 0   | 0  | 0  | 0  | 0    | 0  | 0  | 0  | 0  | 0 |
| Dzansi, Silas          | 0  | 0  | 0   | 0  | 0    | 0 | 0 | 0 | 0 | 0   | 0 | 0 | 0 | 0 | 0 | 0  | 0   | 0  | 0  | 0  | 0    | 0  | 0  | 0  | 0  | 0 |
| Edmonds, Chase         | 13 | 0  | 0   | 0  | 0    | 0 | 0 | 0 | 0 | 0   | 0 | 0 | 0 | 0 | 0 | 0  | 0   | 0  | 0  | 0  | 0    | 0  | 0  | 0  | 0  | 0 |
| Evans, Mike            | 17 | 17 | 0   | 0  | 0    | 0 | 0 | 0 | 0 | 0   | 0 | 0 | 0 | 0 | 0 | 0  | 0   | 0  | 0  | 0  | 0    | 0  | 0  | 0  | 0  | 0 |
| Feller, Matt           | 13 | 6  | 0   | 0  | 0    | 4 | 0 | 0 | 0 | 0   | 0 | 0 | 0 | 0 | 0 | 0  | 0   | 0  | 0  | 0  | 0    | 0  | 0  | 0  | 0  | 0 |
| Gages, Russell         | 0  | 0  | 0   | 0  | 0    | 0 | 0 | 0 | 0 | 0   | 0 | 0 | 0 | 0 | 0 | 0  | 0   | 0  | 0  | 0  | 0    | 0  | 0  | 0  | 0  | 0 |
| Gaines, Greg           | 0  | 0  | 0   | 0  | 0    | 0 | 0 | 0 | 0 | 0   | 0 | 0 | 0 | 0 | 0 | 0  | 0   | 0  | 0  | 0  | 0    | 0  | 0  | 0  | 0  | 0 |
| Grinder, Don           | 0  | 0  | 0   | 0  | 0    | 0 | 0 | 0 | 0 | 0   | 0 | 0 | 0 | 0 | 0 | 0  | 0   | 0  | 0  | 0  | 0    | 0  | 0  | 0  | 0  | 0 |
| Griffin, Will          | 16 | 1  | 0   | 0  | 0    | 1 | 0 | 0 | 0 | 0   | 0 | 0 | 0 | 0 | 0 | 0  | 0   | 0  | 0  | 0  | 0    | 0  | 0  | 0  | 0  | 0 |
| Gill, Cam              | 15 | 0  | 0   | 0  | 0    | 0 | 0 | 0 | 0 | 0   | 0 | 0 | 0 | 0 | 0 | 0  | 0   | 0  | 0  | 0  | 0    | 0  | 0  | 0  | 0  | 0 |
| Godwin, Chris          | 17 | 17 | 0   | 0  | 0    | 0 | 0 | 0 | 0 | 0   | 0 | 0 | 0 | 0 | 0 | 0  | 0   | 0  | 0  | 0  | 0    | 0  | 0  | 0  | 0  | 0 |
| Goedeke, Luke          | 17 | 17 | 0   | 0  | 0    | 0 | 0 | 0 | 0 | 0   | 0 | 0 | 0 | 0 | 0 | 0  | 0   | 0  | 0  | 0  | 0    | 0  | 0  | 0  | 0  | 0 |
| Greene, Mike           | 10 | 2  | 0   | 0  | 0    | 1 | 0 | 0 | 0 | 0   | 0 | 0 | 0 | 0 | 0 | 0  | 0   | 0  | 0  | 0  | 0    | 0  | 0  | 0  | 0  | 0 |
| Haggard, Luke          | 0  | 0  | 0   | 0  | 0    | 0 | 0 | 0 | 0 | 0   | 0 | 0 | 0 | 0 | 0 | 0  | 0   | 0  | 0  | 0  | 0    | 0  | 0  | 0  | 0  | 0 |
| Hainsey, Robert        | 16 | 13 | 0   | 0  | 0    | 1 | 0 | 0 | 0 | 0   | 0 | 0 | 0 | 0 | 0 | 0  | 0   | 0  | 0  | 0  | 0    | 0  | 0  | 0  | 0  | 0 |
| Hall, Logan            | 16 | 17 | 0   | 0  | 0    | 0 | 0 | 0 | 0 | 0   | 0 | 0 | 0 | 0 | 0 | 0  | 0   | 0  | 0  | 0  | 0    | 0  | 0  | 0  | 0  | 0 |
| Haves, Josh            | 15 | 0  | 0   | 0  | 0    | 2 | 1 | 0 | 0 | 0   | 0 | 0 | 0 | 0 | 0 | 0  | 0   | 0  | 0  | 0  | 0    | 0  | 0  | 0  | 0  | 0 |
| Isaac, Keenan          | 2  | 4  | 0   | 0  | 0    | 0 | 0 | 0 | 0 | 0   | 0 | 0 | 0 | 0 | 0 | 0  | 0   | 0  | 0  | 0  | 0    | 0  | 0  | 0  | 0  | 0 |
| Izlen, Christian       | 10 | 0  | 0   | 0  | 0    | 0 | 0 | 0 | 0 | 0   | 0 | 0 | 0 | 0 | 0 | 0  | 0   | 0  | 0  | 0  | 0    | 0  | 0  | 0  | 0  | 0 |
| Jarett, Hakim          | 0  | 0  | 0   | 0  | 0    | 0 | 0 | 0 | 0 | 0   | 0 | 0 | 0 | 0 | 0 | 0  | 0   | 0  | 0  | 0  | 0    | 0  | 0  | 0  | 0  | 0 |
| Jarvis, R.             | 0  | 0  | 0   | 0  | 0    | 0 | 0 | 0 | 0 | 0   | 0 | 0 | 0 | 0 | 0 | 0  | 0   | 0  | 0  | 0  | 0    | 0  | 0  | 0  | 0  | 0 |
| Johnson, Cephus        | 0  | 0  | 0   | 0  | 0    | 0 | 0 | 0 | 0 | 0   | 0 | 0 | 0 | 0 | 0 | 0  | 0   | 0  | 0  | 0  | 0    | 0  | 0  | 0  | 0  | 0 |
| Johnson, Jaquan        | 0  | 0  | 0   | 0  | 0    | 0 | 0 | 0 | 0 | 0   | 0 | 0 | 0 | 0 | 0 | 0  | 0   | 0  | 0  | 0  | 0    | 0  | 0  | 0  | 0  | 0 |
| Jones, Vi              | 0  | 0  | 0   | 0  | 0    | 0 | 0 | 0 | 0 | 0   | 0 | 0 | 0 | 0 | 0 | 0  | 0   | 0  | 0  | 0  | 0    | 0  | 0  | 0  | 0  | 0 |
| Kancey, Calliah        | 14 | 14 | 0   | 0  | 0    | 0 | 0 | 0 | 0 | 0   | 0 | 0 | 0 | 0 | 0 | 0  | 0   | 0  | 0  | 0  | 0    | 0  | 0  | 0  | 0  | 0 |
| Kieft, Ko              | 16 | 6  | 0   | 0  | 0    | 1 | 0 | 0 | 0 | 0   | 0 | 0 | 0 | 0 | 0 | 0  | 0   | 0  | 0  | 0  | 0    | 0  | 0  | 0  | 0  | 0 |
| Laird, Patrick         | 0  | 0  | 0   | 0  | 0    | 0 | 0 | 0 | 0 | 0   | 0 | 0 | 0 | 0 | 0 | 0  | 0   | 0  | 0  | 0  | 0    | 0  | 0  | 0  | 0  | 0 |
| LeCourte, Richard      | 2  | 3  | 0   | 0  | 0    | 1 | 0 | 0 | 0 | 0   | 0 | 0 | 0 | 0 | 0 | 0  | 0   | 0  | 0  | 0  | 0    | 0  | 0  | 0  | 0  | 0 |
| Leverett, Nick         | 0  | 0  | 0   | 0  | 0    | 0 | 0 | 0 | 0 | 0   | 0 | 0 | 0 | 0 | 0 | 0  | 0   | 0  | 0  | 0  | 0    | 0  | 0  | 0  | 0  | 0 |
| Mauch, Cody            | 17 | 0  | 0   | 0  | 0    | 0 | 0 | 0 | 0 | 0   | 0 | 0 | 0 | 0 | 0 | 0  | 0   | 0  | 0  | 0  | 0    | 0  | 0  | 0  | 0  | 0 |

## 2023 PARTICIPATION CHART

**Legend:**  
 Position Abbreviation Indicates Start (e.g. RB indicates started at right cornerback)  
 IA = Inactive IR = Injured Reserve N = Not on Roster PS = Practice Squad PSE-P=Practice Squad Elevation (P=Played)  
 PUP = Phys. Unable to Perform NFI = Res. Non-Football-Injury or Illness RES = Reserve  
 COV=Res./COVID-19

| PLAYER                | GP | GS | DNP | IA | @MIN | 1 | 2 | 3 | 4 | 5 | 6 | 7 | 8 | 9 | 10 | 11 | 12 | 13 | 14 | 15 | 16 | 17 |   |
|-----------------------|----|----|-----|----|------|---|---|---|---|---|---|---|---|---|----|----|----|----|----|----|----|----|---|
| Mayfield, Baker       | 17 | 19 | 0   | 0  | 0    | 0 | 0 | 0 | 0 | 0 | 0 | 0 | 0 | 0 | 0  | 0  | 0  | 0  | 0  | 0  | 0  | 0  | 0 |
| McCollum, Zion        | 17 | 17 | 0   | 0  | 0    | 0 | 0 | 0 | 0 | 0 | 0 | 0 | 0 | 0 | 0  | 0  | 0  | 0  | 0  | 0  | 0  | 0  | 0 |
| McLaughlin, Chase     | 17 | 16 | 0   | 0  | 0    | 0 | 0 | 0 | 0 | 0 | 0 | 0 | 0 | 0 | 0  | 0  | 0  | 0  | 0  | 0  | 0  | 0  | 0 |
| Merrinweather, Kaevon | 17 | 16 | 0   | 0  | 0    | 0 | 0 | 0 | 0 | 0 | 0 | 0 | 0 | 0 | 0  | 0  | 0  | 0  | 0  | 0  | 0  | 0  | 0 |
| Miller, Ryan          | 17 | 16 | 0   | 0  | 0    | 0 | 0 | 0 | 0 | 0 | 0 | 0 | 0 | 0 | 0  | 0  | 0  | 0  | 0  | 0  | 0  | 0  | 0 |
| Molchon, John         | 17 | 16 | 0   | 0  | 0    | 0 | 0 | 0 | 0 | 0 | 0 | 0 | 0 | 0 | 0  | 0  | 0  | 0  | 0  | 0  | 0  | 0  | 0 |
| Moore, David          | 17 | 16 | 0   | 0  | 0    | 0 | 0 | 0 | 0 | 0 | 0 | 0 | 0 | 0 | 0  | 0  | 0  | 0  | 0  | 0  | 0  | 0  | 0 |
| Neal, Ryan            | 17 | 16 | 0   | 0  | 0    | 0 | 0 | 0 | 0 | 0 | 0 | 0 | 0 | 0 | 0  | 0  | 0  | 0  | 0  | 0  | 0  | 0  | 0 |
| Nease, Anthony        | 17 | 16 | 0   | 0  | 0    | 0 | 0 | 0 | 0 | 0 | 0 | 0 | 0 | 0 | 0  | 0  | 0  | 0  | 0  | 0  | 0  | 0  | 0 |
| Orson, Patrick        | 17 | 16 | 0   | 0  | 0    | 0 | 0 | 0 | 0 | 0 | 0 | 0 | 0 | 0 | 0  | 0  | 0  | 0  | 0  | 0  | 0  | 0  | 0 |
| O'Neal, Raquwon       | 17 | 16 | 0   | 0  | 0    | 0 | 0 | 0 | 0 | 0 | 0 | 0 | 0 | 0 | 0  | 0  | 0  | 0  | 0  | 0  | 0  | 0  | 0 |
| Oton, Cade            | 17 | 16 | 0   | 0  | 0    | 0 | 0 | 0 | 0 | 0 | 0 | 0 | 0 | 0 | 0  | 0  | 0  | 0  | 0  | 0  | 0  | 0  | 0 |
| Palmer, Trey          | 17 | 16 | 0   | 0  | 0    | 0 | 0 | 0 | 0 | 0 | 0 | 0 | 0 | 0 | 0  | 0  | 0  | 0  | 0  | 0  | 0  | 0  | 0 |
| Pitts, Derrek         | 17 | 16 | 0   | 0  | 0    | 0 | 0 | 0 | 0 | 0 | 0 | 0 | 0 | 0 | 0  | 0  | 0  | 0  | 0  | 0  | 0  | 0  | 0 |
| Ramirez, Jose         | 17 | 16 | 0   | 0  | 0    | 0 | 0 | 0 | 0 | 0 | 0 | 0 | 0 | 0 | 0  | 0  | 0  | 0  | 0  | 0  | 0  | 0  | 0 |
| Russell, J.J.         | 17 | 16 | 0   | 0  | 0    | 0 | 0 | 0 | 0 | 0 | 0 | 0 | 0 | 0 | 0  | 0  | 0  | 0  | 0  | 0  | 0  | 0  | 0 |
| Senat, Deadrin        | 17 | 16 | 0   | 0  | 0    | 0 | 0 | 0 | 0 | 0 | 0 | 0 | 0 | 0 | 0  | 0  | 0  | 0  | 0  | 0  | 0  | 0  | 0 |
| Skule, Justin         | 17 | 16 | 0   | 0  | 0    | 0 | 0 | 0 | 0 | 0 | 0 | 0 | 0 | 0 | 0  | 0  | 0  | 0  | 0  | 0  | 0  | 0  | 0 |
| Stenberg, Logan       | 17 | 16 | 0   | 0  | 0    | 0 | 0 | 0 | 0 | 0 | 0 | 0 | 0 | 0 | 0  | 0  | 0  | 0  | 0  | 0  | 0  | 0  | 0 |
| Trinnig, Aaron        | 17 | 16 | 0   | 0  | 0    | 0 | 0 | 0 | 0 | 0 | 0 | 0 | 0 | 0 | 0  | 0  | 0  | 0  | 0  | 0  | 0  | 0  | 0 |
| Tudala, Janner        | 17 | 16 | 0   | 0  | 0    | 0 | 0 | 0 | 0 | 0 | 0 | 0 | 0 | 0 | 0  | 0  | 0  | 0  | 0  | 0  | 0  | 0  | 0 |
| Trask, Kyle           | 17 | 16 | 0   | 0  | 0    | 0 | 0 | 0 | 0 | 0 | 0 | 0 | 0 | 0 | 0  | 0  | 0  | 0  | 0  | 0  | 0  | 0  | 0 |
| Triner, Zach          | 17 | 16 | 0   | 0  | 0    | 0 | 0 | 0 | 0 | 0 | 0 | 0 | 0 | 0 | 0  | 0  | 0  | 0  | 0  | 0  | 0  | 0  | 0 |
| Tryon-Shoyinka, Joe   | 17 | 16 | 0   | 0  | 0    | 0 | 0 | 0 | 0 | 0 | 0 | 0 | 0 | 0 | 0  | 0  | 0  | 0  | 0  | 0  | 0  | 0  | 0 |
| Tucker, Sean          | 17 | 16 | 0   | 0  | 0    | 0 | 0 | 0 | 0 | 0 | 0 | 0 | 0 | 0 | 0  | 0  | 0  | 0  | 0  | 0  | 0  | 0  | 0 |
| Vaughn, Ke Shawn      | 17 | 16 | 0   | 0  | 0    | 0 | 0 | 0 | 0 | 0 | 0 | 0 | 0 | 0 | 0  | 0  | 0  | 0  | 0  | 0  | 0  | 0  | 0 |
| Vea, Vita             | 17 | 16 | 0   | 0  | 0    | 0 | 0 | 0 | 0 | 0 | 0 | 0 | 0 | 0 | 0  | 0  | 0  | 0  | 0  | 0  | 0  | 0  | 0 |
| Walton, Brandon       | 17 | 16 | 0   | 0  | 0    | 0 | 0 | 0 | 0 | 0 | 0 | 0 | 0 | 0 | 0  | 0  | 0  | 0  | 0  | 0  | 0  | 0  | 0 |
| Watts, Markees        | 17 | 16 | 0   | 0  | 0    | 0 | 0 | 0 | 0 | 0 | 0 | 0 | 0 | 0 | 0  | 0  | 0  | 0  | 0  | 0  | 0  | 0  | 0 |
| Webb, Raleigh         | 17 | 16 | 0   | 0  | 0    | 0 | 0 | 0 | 0 | 0 | 0 | 0 | 0 | 0 | 0  | 0  | 0  | 0  | 0  | 0  | 0  | 0  | 0 |
| Wells, David          | 17 | 16 | 0   | 0  | 0    | 0 | 0 | 0 | 0 | 0 | 0 | 0 | 0 | 0 | 0  | 0  | 0  | 0  | 0  | 0  | 0  | 0  | 0 |
| White, Benhead        | 17 | 16 | 0   | 0  | 0    | 0 | 0 | 0 | 0 | 0 | 0 | 0 | 0 | 0 | 0  | 0  | 0  | 0  | 0  | 0  | 0  | 0  | 0 |
| Winfield, Antone Jr.  | 17 | 16 | 0   | 0  | 0    | 0 | 0 | 0 | 0 | 0 | 0 | 0 | 0 | 0 | 0  | 0  | 0  | 0  | 0  | 0  | 0  | 0  | 0 |
| Wirfs, Tristan        | 17 | 16 | 0   | 0  | 0    | 0 | 0 | 0 | 0 | 0 | 0 | 0 | 0 | 0 | 0  | 0  | 0  | 0  | 0  | 0  | 0  | 0  | 0 |
| Wolford, John         | 17 | 16 | 0   | 0  | 0    | 0 | 0 | 0 | 0 | 0 | 0 | 0 | 0 | 0 | 0  | 0  | 0  | 0  | 0  | 0  | 0  | 0  | 0 |

# PERSONNEL LOG - 2023 SEASON

January 17 - Signed T **Dylan Cook**, DB **Don Gardner**, WR **Kaylon Geiger Sr.**, DL **Mike Greene**, T **Grant Hermanns**, RB **Patrick Laird**, DB **Duron Lowe**, DL **Willington Previlon**, OLB **Hamilcar Rashed Jr.**, T **Justin Skule**, OLB **Charles Snowden**, S **Nolan Turner** and TE **David Wells** to future contracts.

January 18 - Signed OL **Michael Niese** and LB **J.J. Russell** to future contracts.

January 19 - Parted ways with Offensive Coordinator **Byron Leftwich**, Specialists Coach **Chris Boniol**, Wide Receivers Coach **Kevin Garver**, Assistant Defensive Line Coach **Lori Lucust** and Running Backs Coach **Todd McNair**. Announced the retirement of Quarterbacks Coach **Clyde Christensen**, Senior Offensive Assistant **Rick Christopher** and Outside Linebackers Coach **Bob Sanders**.

January 23 - Signed TE **Dominique Dafney** to a future contract.

January 25 - Signed K **Jake Verity** to a future contract.

February 16 - Named **Dave Canales** as offensive coordinator.

February 27 - Named **George Edwards** as outside linebackers coach, **Brad Idzik** as wide receivers coach, **Skip Peete** as running backs coach. Promoted **Thaddeus Lewis** to quarterbacks coach.

March 7 - Released T **Donovan Smith**.

March 15 - Re-signed CB **Mike Dean**. Traded G **Shaq Mason** and a 2023 seventh-round draft pick to Houston for a 2023 sixth-round draft pick. Re-signed G **Aaron Stinnie**.

March 16 - Re-signed OLB **Anthony Nelson**.

March 17 - Signed QB **Baker Mayfield**. Released TE **Cameron Brate** and RB **Leonard Fournette**.

March 20 - Re-signed OLB **Cam Gill** and DL **Patrick O'Connor**. Signed RB **Chase Edmonds**.

March 23 - Re-signed LB **Lavonte David**. Signed DL **Greg Gaines**. Released K **Ryan Succop**.

March 28 - Re-signed DL **Deadrin Senat**.

March 30 - Signed K **Chase McLaughlin**.

April 5 - Named **David Raih** as offensive analyst and **Jordan Somerville** as assistant quarterbacks coach.

April 6 - Signed S **Ryan Neal**.

April 17 - Signed OL **Matt Feiler**.

April 26 - Exercised the fifth-year contract option on T **Tristan Wirfs**.

May 9 - Signed QB **John Wolford**.

May 12 - Signed LB **Jeremy Banks**, WR **Taye Barber**, LB **Brandon Bouyer-Randle**, RB **Ronnie Brown Jr.**, LS **Evan Deckers**, OL **Silas Dzsani**, OL **Luke Haggard**, CB **Keenan Isaac**, S **Christian Izien**, WR **Rakim Jarrett**, OLB **Nelson Mbanaso**, S **Keavon Merriweather**, WR **Ryan Miller**, OL **Chris Murray**, OL **Raiqwon O'Neal**, CB **Derrek Pitts Jr.**, TE **Tanner Taula** and WR **Kade Warner**.

May 13 - Signed RB **Sean Tucker**.

May 15 - Signed WR **David Moore**, OLB **Markees Watts** and S **Kedrick Whitehead Jr.** Waived T **Dylan Cook** and OLB **Nelson Mbanaso**.

May 16 - Signed DL **C.J. Brewer**.

June 8 - Signed LB **SirVocea Dennis**, TE **Payne Durham**, DB **Josh Hayes**, WR **Trey Palmer** and OLB **Jose Ramirez**. Waived K **Jake Verity**.

June 14 - Signed DL **Calijah Kancey** and OLB **Yaya Diaby**.

June 15 - Signed K **Rodrigo Blankenship**.

June 29 - Promoted **Mike Greenberg** and **John Spytek** to assistant general managers. Promoted **Jackie Davidson** to Vice President of Football Research. Promoted **Shane Scannell** to Director of Pro Scouting.

July 24 - Signed G **Cody Mauch**. Waived LB **Jeremy Banks**.

July 25 - Re-Signed DL **William Gholston**.

August 8 - Signed S **Avery Young**. Waived T **Grant Hermanns**.

August 13 - Signed WR **Cephus Johnson**. Waived DB **Duron Lowe**.

August 20 - Claimed CB **Rodarius Williams** off waivers from the N.Y. Giants. Placed WR **Russell Gage** on Injured Reserve.

August 21 - Waived K **Rodrigo Blankenship**.

August 22 - Signed S **Richard LeCounte III**.

August 29 - Placed C **Ryan Jensen** on Injured Reserve. Waived WR **Taye Barber**, LB **Brandon Bouyer-Randle**, DL **C.J. Brewer**, RB **Ronnie Brown**, LS **Evan Deckers**, OL **Silas Dzsani**, WR **Kaylon Geiger Sr.**, OL **Luke Haggard**, CB **Keenan Isaac**, WR **Cephus Johnson III**, S **Richard LeCounte III**, WR **Ryan Miller**, OL **John Molchon**, OL **Michael Niese**, OL **Raiqwon O'Neal**, DL **Willington Previlon**, OLB **Jose Ramirez**, OLB **Hamilcar Rashed Jr.**, LB **J.J. Russell**, OLB **Charles Snowden**, TE **Tanner Taula**, S **Nolan Turner**, WR **Kade Warner**, CB **Rodarius Williams** and S **Avery Young**. Waived (Injured) TE **Dominique Dafney**, **Don Gardner** and **Kedrick Whitehead Jr.** Released CB **Anthony Chesley**, LB **Ulysees Gilbert III**, RB **Patrick Laird**, WR **David Moore**, DL **Patrick O'Connor**, DL **Deadrin Senat** and QB **John Wolford**. Waived (Failure to Disclose Physical Condition) OL **Chris Murray**.

August 30 - Signed LB **Brandon Bouyer-Randle**, DL **C.J. Brewer**, OL **Silas Dzsani**, OL **Luke Haggard**, CB **Keenan Isaac**, WR **Cephus Johnson III**, S **Richard LeCounte III**, WR **Ryan Miller**, WR **David Moore**, OL **Raiqwon O'Neal**, OLB **Jose Ramirez**, LB **J.J. Russell**, TE **Tanner Taula** and QB **John Wolford** to the practice squad.

August 31 - Signed RB **Patrick Laird** and DL **Patrick O'Connor** to the practice squad.

September 13 - Signed OL **John Molchon** to the practice squad after OL **Raiqwon O'Neal** was signed from Tampa Bay's practice squad by the Seattle Seahawks.

September 18 - Released OL **John Molchon** from the practice squad.

September 20 - Placed RB **Chase Edmonds** on Injured Reserve. Promoted DL **Pat O'Connor** from the practice squad to the active roster. Signed DT **Deadrin Senat** and OL **Logan Stenberg** to the practice squad.

October 25 - Waived CB **Derrek Pitts Jr.** Activated RB **Chase Edmonds** from Injured Reserve.

October 30 - Released LB **Brandon Bouyer-Randle** from the practice squad. Signed CB **Derrek Pitts Jr.** to the practice squad.

October 31 - Signed QB **John Wolford** to the active roster from the practice squad. Released DL **Patrick O'Connor**.

November 1 - Signed DL **Patrick O'Connor** to the practice squad.

November 8 - Placed OL **Silas Dzsani** on Practice Squad Injured Reserve. Signed CB **Don Gardner** to the practice squad.

November 15 - Released DL **C.J. Brewer** from the practice squad. Signed S **Jaquan Johnson** to the practice squad.

November 21 - Waived TE **David Wells**. Released CB **Don Gardner** and S **Jaquan Johnson** from the practice squad. Promoted LB **J.J. Russell** from the practice squad to the active roster. Signed LB **Vi Jones**, CB **Quandre Mosely** and WR **Raleigh Webb** to the practice squad.

November 22 - Placed WR **Rakim Jarrett** on Injured Reserve.

November 23 - Promoted CB **Keenan Isaac** to the active roster. Signed TE **David Wells** to the practice squad.

December 1 - Placed DL **Mike Greene** on Injured Reserve. Promoted DL **Patrick O'Connor** from the practice squad to the active roster.

FRONT OFFICE

PLAYERS

2023 REVIEW

HISTORY

RECORDS

SIDELINES

# PERSONNEL LOG - 2023 SEASON

December 6 - Signed DL **C.J. Brewer** to the practice squad.

December 11 - Waived CB **Keenan Isaac**.

December 12 - Released LB **Vi Jones** from the practice squad.

December 13 - Promoted WR **David Moore** from the practice squad to the active roster. Signed CB **Keenan Isaac** and LS **Evan Deckers** to the practice squad.

December 16 - Waived RB **Ke'Shawn Vaughn**. Promoted DL **Deadrin Senat** from the practice squad to the active roster.

December 19 - Signed LB **Vi Jones** to the practice squad. Released LS **Evan Deckers** from the practice squad.

December 20 - Restored OL **Silas Dzansi** to the practice squad from Practice Squad Injured Reserve.

January 5 - Activated WR **Rakim Jarrett** from Injured Reserve. Waived DT **Deadrin Senat**.

January 9 - Signed DT **Deadrin Senat** to the practice squad. Release LB **Vi Jones** from the practice squad.

# 2023 TEAM GAME-BY-GAME OFFENSIVE STATISTICS

| OFFENSE               | @MIN  | CHI   | PHI  | @NO  | DET   | ATL   | @BUF  | @HOU  | TEN   | @SF   | @IND  | CAR  | @ATL  | @GB   | JAX   | NO    | @CAR | PHI  | @DET  |
|-----------------------|-------|-------|------|------|-------|-------|-------|-------|-------|-------|-------|------|-------|-------|-------|-------|------|------|-------|
|                       | 9/10  | 9/17  | 9/25 | 10/1 | 10/15 | 10/22 | 10/26 | 11/5  | 11/12 | 11/19 | 11/26 | 12/3 | 12/10 | 12/17 | 12/24 | 12/31 | 1/7  | 1/15 | 1/21  |
| FIRST DOWNS           | 16    | 19    | 12   | 21   | 13    | 21    | 17    | 21    | 19    | 22    | 17    | 15   | 16    | 22    | 22    | 13    | 14   | 23   | 23    |
| BY RUSHING            | 5     | 8     | 1    | 6    | 0     | 2     | 3     | 8     | 4     | 7     | 6     | 6    | 7     | 3     | 4     | 1     | 8    | 9    | 4     |
| BY PASSING            | 9     | 10    | 10   | 13   | 12    | 13    | 10    | 10    | 12    | 14    | 9     | 7    | 8     | 18    | 17    | 10    | 6    | 13   | 18    |
| BY PENALTY            | 2     | 1     | 1    | 2    | 1     | 6     | 4     | 3     | 3     | 1     | 2     | 2    | 1     | 1     | 1     | 2     | 0    | 1    | 1     |
| 3RD DOWN CONVERSIONS  | 6     | 8     | 5    | 8    | 2     | 6     | 4     | 3     | 7     | 7     | 5     | 6    | 6     | 7     | 10    | 2     | 6    | 6    | 4     |
| 3RD DOWN ATTEMPTS     | 17    | 15    | 10   | 15   | 12    | 12    | 15    | 13    | 15    | 14    | 13    | 15   | 16    | 11    | 19    | 8     | 16   | 14   | 12    |
| 3RD DOWN PERCENTAGE   | 35.3  | 53.3  | 50.0 | 53.3 | 16.7  | 50.0  | 26.7  | 23.1  | 46.7  | 50.0  | 38.5  | 40.0 | 37.5  | 63.6  | 52.6  | 25.0  | 37.5 | 42.9 | 33.3  |
| 4TH DOWN CONVERSIONS  | 1     | 1     | 0    | 0    | 1     | 0     | 1     | 2     | 0     | 1     | 1     | 0    | 1     | 1     | 1     | 1     | 0    | 1    | 1     |
| 4TH DOWN ATTEMPTS     | 1     | 1     | 0    | 0    | 2     | 1     | 1     | 2     | 0     | 3     | 1     | 0    | 2     | 1     | 2     | 1     | 0    | 2    | 1     |
| 4TH DOWN PERCENTAGE   | 100.0 | 100.0 | 0.0  | 0.0  | 50.0  | 0.0   | 100.0 | 100.0 | 0.0   | 33.3  | 100.0 | 0.0  | 50.0  | 100.0 | 50.0  | 100.0 | 0.0  | 50.0 | 100.0 |
| NET YARDS             | 242   | 437   | 174  | 353  | 251   | 329   | 302   | 332   | 340   | 287   | 298   | 322  | 290   | 452   | 335   | 349   | 228  | 426  | 408   |
| PLAYS                 | 68    | 68    | 44   | 67   | 54    | 65    | 62    | 63    | 61    | 67    | 56    | 58   | 67    | 60    | 73    | 50    | 64   | 69   | 60    |
| AVG. GAIN PER PLAY    | 3.6   | 6.4   | 4.0  | 5.3  | 4.6   | 5.1   | 4.9   | 5.3   | 5.6   | 4.3   | 5.3   | 5.6  | 4.3   | 7.5   | 4.6   | 7.0   | 3.6  | 6.2  | 6.8   |
| NET YARDS RUSHING     | 73    | 120   | 41   | 114  | 46    | 73    | 78    | 81    | 77    | 66    | 125   | 128  | 148   | 99    | 70    | 57    | 113  | 119  | 89    |
| RUSHING PLAYS         | 33    | 34    | 17   | 33   | 16    | 20    | 17    | 31    | 29    | 18    | 19    | 28   | 37    | 27    | 36    | 15    | 29   | 29   | 15    |
| AVERAGE               | 2.2   | 3.5   | 2.4  | 3.5  | 2.9   | 3.7   | 4.6   | 2.6   | 2.7   | 3.7   | 6.6   | 4.6  | 4.0   | 3.7   | 1.9   | 3.8   | 3.9  | 4.1  | 5.9   |
| RUSHING TOUCHDOWNS    | 0     | 1     | 0    | 0    | 0     | 0     | 0     | 2     | 0     | 1     | 0     | 2    | 1     | 0     | 1     | 0     | 0    | 0    | 0     |
| NET YARDS PASSING     | 169   | 317   | 133  | 239  | 205   | 256   | 224   | 251   | 263   | 221   | 173   | 194  | 142   | 353   | 265   | 292   | 115  | 307  | 319   |
| SACKED                | 1     | 0     | 2    | 1    | 1     | 3     | 3     | 2     | 3     | 4     | 6     | 1    | 1     | 5     | 2     | 2     | 3    | 4    | 4     |
| YARDS LOST            | 4     | 0     | 13   | 7    | 1     | 19    | 13    | 14    | 15    | 25    | 26    | 8    | 2     | 28    | 18    | 17    | 22   | 30   | 30    |
| GROSS YARDS           | 173   | 317   | 146  | 246  | 206   | 275   | 237   | 265   | 278   | 246   | 199   | 202  | 144   | 381   | 283   | 309   | 137  | 337  | 349   |
| COMPLETIONS           | 21    | 26    | 15   | 25   | 19    | 27    | 25    | 21    | 18    | 29    | 20    | 14   | 14    | 22    | 26    | 22    | 20   | 22   | 26    |
| ATTEMPTS              | 34    | 34    | 25   | 33   | 37    | 42    | 42    | 30    | 29    | 45    | 31    | 29   | 29    | 28    | 35    | 33    | 32   | 36   | 41    |
| COMPLETION PERCENTAGE | 61.8  | 76.5  | 60.0 | 75.8 | 51.4  | 64.3  | 59.5  | 70.0  | 62.1  | 64.4  | 64.5  | 48.3 | 48.3  | 78.6  | 74.3  | 66.7  | 62.5 | 61.1 | 63.4  |
| YARDS PER ATTEMPT     | 5.1   | 9.3   | 5.8  | 7.5  | 5.6   | 6.5   | 5.6   | 8.8   | 9.6   | 5.5   | 6.4   | 7.0  | 5.0   | 13.6  | 8.1   | 9.4   | 4.3  | 9.4  | 8.5   |
| TOUCHDOWN PASSES      | 2     | 1     | 1    | 3    | 0     | 1     | 2     | 0     | 2     | 1     | 2     | 1    | 2     | 4     | 2     | 2     | 0    | 3    | 3     |
| INTERCEPTIONS         | 0     | 0     | 1    | 1    | 1     | 1     | 0     | 1     | 1     | 1     | 1     | 1    | 0     | 0     | 0     | 2     | 0    | 0    | 2     |
| FUMBLES               | 0     | 2     | 2    | 0    | 0     | 1     | 2     | 2     | 1     | 2     | 2     | 0    | 2     | 1     | 0     | 2     | 1    | 0    | 0     |
| FUMBLES LOST          | 0     | 0     | 1    | 0    | 0     | 1     | 0     | 1     | 0     | 1     | 1     | 0    | 0     | 1     | 0     | 2     | 0    | 0    | 0     |
| TURNOVERS             | 0     | 0     | 2    | 1    | 1     | 2     | 0     | 1     | 1     | 2     | 2     | 1    | 0     | 1     | 0     | 4     | 0    | 0    | 2     |

## 2023 TEAM GAME-BY-GAME OFFENSIVE STATISTICS

| OFFENSE                | @MIN  | CHI   | PHI   | @NO   | DET   | ATL   | @BUF  | @HOU  | TEN   | @SF   | @IND  | CAR   | @ATL  | @GB   | JAX   | NO    | @CAR  | PHI   | @DET  |
|------------------------|-------|-------|-------|-------|-------|-------|-------|-------|-------|-------|-------|-------|-------|-------|-------|-------|-------|-------|-------|
|                        | 9/10  | 9/17  | 9/25  | 10/1  | 10/15 | 10/22 | 10/26 | 11/5  | 11/12 | 11/19 | 11/26 | 12/3  | 12/10 | 12/17 | 12/24 | 12/31 | 1/7   | 1/15  | 1/21  |
| PUNTS                  | 6     | 4     | 4     | 4     | 6     | 3     | 6     | 4     | 5     | 3     | 4     | 8     | 6     | 1     | 2     | 5     | 6     | 3     | 4     |
| YARDS                  | 327   | 211   | 230   | 190   | 325   | 144   | 305   | 202   | 171   | 144   | 208   | 369   | 325   | 65    | 101   | 207   | 330   | 124   | 207   |
| GROSS AVERAGE          | 54.5  | 52.8  | 57.5  | 47.5  | 54.2  | 48.0  | 50.5  | 50.5  | 34.2  | 48.0  | 52.0  | 46.1  | 54.2  | 65.0  | 50.5  | 41.4  | 55.0  | 41.3  | 51.8  |
| NET AVERAGE            | 48.2  | 47.8  | 37.3  | 36.3  | 45.3  | 45.0  | 39.3  | 48.8  | 29.6  | 47.3  | 38.8  | 39.9  | 44.7  | 65.0  | 45.5  | 36.0  | 39.8  | 41.3  | 42.3  |
| KICKOFFS               | 5     | 5     | 4     | 6     | 3     | 4     | 4     | 8     | 5     | 3     | 5     | 4     | 6     | 7     | 7     | 3     | 3     | 7     | 5     |
| END ZONE               | 4     | 5     | 3     | 4     | 1     | 3     | 3     | 6     | 4     | 1     | 4     | 4     | 6     | 5     | 4     | 0     | 1     | 6     | 5     |
| TOUCHBACKS             | 4     | 5     | 2     | 3     | 1     | 3     | 3     | 5     | 4     | 0     | 4     | 4     | 6     | 5     | 2     | 0     | 1     | 6     | 5     |
| PUNT RETURNS           | 4     | 2     | 0     | 1     | 0     | 1     | 1     | 3     | 2     | 2     | 0     | 3     | 2     | 1     | 1     | 2     | 0     | 2     | 1     |
| YARDS                  | 29    | 7     | 0     | 7     | 0     | 3     | 0     | 22    | 15    | 64    | 0     | 21    | 26    | 13    | 6     | 21    | 0     | 24    | 0     |
| AVERAGE                | 7.3   | 3.5   | 0.0   | 7.0   | 0.0   | 3.0   | 0.0   | 7.3   | 7.5   | 32.0  | 0.0   | 7.0   | 13.0  | 13.0  | 6.0   | 10.5  | 0.0   | 12.0  | 0.0   |
| TOUCHDOWNS             | 0     | 0     | 0     | 0     | 0     | 0     | 0     | 0     | 0     | 0     | 0     | 0     | 0     | 0     | 0     | 0     | 0     | 0     | 0     |
| KICKOFF RETURNS        | 1     | 0     | 0     | 0     | 3     | 2     | 2     | 3     | 0     | 3     | 0     | 0     | 1     | 0     | 1     | 0     | 0     | 1     | 0     |
| YARDS                  | 23    | 0     | 0     | 0     | 55    | 50    | 44    | 54    | 0     | 55    | 0     | 0     | 29    | 0     | 17    | 0     | 0     | 27    | 0     |
| AVERAGE                | 23.0  | 0.0   | 0.0   | 0.0   | 18.3  | 25.0  | 22.0  | 18.0  | 0.0   | 18.3  | 0.0   | 0.0   | 29.0  | 0.0   | 17.0  | 0.0   | 0.0   | 27.0  | 0.0   |
| TOUCHDOWNS             | 0     | 0     | 0     | 0     | 0     | 0     | 0     | 0     | 0     | 0     | 0     | 0     | 0     | 0     | 0     | 0     | 0     | 0     | 0     |
| PENALTIES              | 3     | 7     | 3     | 11    | 5     | 9     | 11    | 9     | 7     | 3     | 4     | 5     | 4     | 4     | 6     | 5     | 3     | 5     | 5     |
| PENALTY YARDS          | 19    | 54    | 20    | 91    | 33    | 66    | 74    | 90    | 50    | 19    | 24    | 36    | 26    | 52    | 44    | 38    | 15    | 25    | 33    |
| TOUCHDOWNS             | 2     | 3     | 1     | 3     | 0     | 1     | 2     | 4     | 2     | 2     | 2     | 3     | 3     | 4     | 3     | 2     | 0     | 3     | 3     |
| RUSHING                | 0     | 1     | 0     | 0     | 0     | 0     | 0     | 2     | 0     | 2     | 0     | 2     | 1     | 0     | 1     | 0     | 0     | 0     | 0     |
| PASSING                | 2     | 1     | 1     | 3     | 0     | 1     | 2     | 2     | 2     | 1     | 2     | 1     | 2     | 4     | 2     | 2     | 0     | 3     | 3     |
| RETURNS                | 0     | 1     | 0     | 0     | 0     | 0     | 0     | 0     | 0     | 0     | 0     | 0     | 0     | 0     | 0     | 0     | 0     | 0     | 0     |
| PATS MADE              | 2     | 3     | 0     | 2     | 0     | 1     | 1     | 4     | 2     | 2     | 2     | 3     | 3     | 4     | 3     | 1     | 0     | 3     | 2     |
| PATS ATTEMPTED         | 2     | 3     | 0     | 2     | 0     | 1     | 1     | 4     | 2     | 2     | 2     | 3     | 3     | 4     | 3     | 1     | 0     | 3     | 2     |
| FIELD GOALS MADE       | 2     | 2     | 1     | 2     | 2     | 2     | 1     | 3     | 2     | 0     | 2     | 0     | 2     | 2     | 3     | 0     | 3     | 3     | 1     |
| FIELD GOAL ATTEMPTS    | 2     | 3     | 1     | 2     | 2     | 2     | 1     | 3     | 2     | 0     | 2     | 0     | 2     | 2     | 3     | 0     | 3     | 3     | 2     |
| 2-PT. CONVERSIONS MADE | 0     | 0     | 1     | 0     | 0     | 0     | 1     | 0     | 0     | 0     | 0     | 0     | 0     | 0     | 0     | 0     | 0     | 0     | 0     |
| 2-PT. CONVERSIONS ATT. | 0     | 0     | 1     | 1     | 0     | 0     | 1     | 0     | 0     | 0     | 0     | 0     | 0     | 0     | 0     | 0     | 0     | 0     | 1     |
| SAFETIES SCORED        | 0     | 0     | 0     | 0     | 0     | 0     | 0     | 0     | 0     | 0     | 0     | 0     | 0     | 0     | 0     | 0     | 0     | 0     | 0     |
| TOTAL POINTS           | 20    | 27    | 11    | 26    | 6     | 13    | 18    | 37    | 20    | 14    | 20    | 21    | 29    | 34    | 30    | 13    | 9     | 32    | 23    |
| TIME OF POSSESSION     | 30:39 | 35:56 | 21:05 | 31:11 | 23:30 | 30:01 | 28:03 | 31:20 | 31:40 | 29:09 | 28:39 | 26:18 | 31:40 | 29:07 | 37:07 | 23:22 | 31:24 | 34:03 | 28:00 |



# 2023 TEAM GAME-BY-GAME DEFENSIVE STATISTICS

| DEFENSE               | @MIN<br>9/10 | CHI<br>9/17 | PHI<br>9/25 | @NO<br>10/1 | DET<br>10/15 | ATL<br>10/22 | @BUF<br>10/26 | @HOU<br>11/5 | TEN<br>11/12 | @SF<br>11/19 | @IND<br>11/26 | CAR<br>12/3 | @ATL<br>12/10 | @GB<br>12/17 | JAX<br>12/24 | NO<br>12/31 | @CAR<br>1/7 | PHI<br>1/15 | @DET<br>1/21 |
|-----------------------|--------------|-------------|-------------|-------------|--------------|--------------|---------------|--------------|--------------|--------------|---------------|-------------|---------------|--------------|--------------|-------------|-------------|-------------|--------------|
| FIRST DOWNS           | 18           | 14          | 27          | 16          | 19           | 20           | 25            | 26           | 14           | 22           | 26            | 15          | 23            | 18           | 23           | 20          | 11          | 13          | 26           |
| BY RUSHING            | 2            | 5           | 12          | 4           | 2            | 10           | 8             | 2            | 2            | 7            | 12            | 7           | 6             | 4            | 4            | 6           | 8           | 3           | 5            |
| BY PASSING            | 15           | 9           | 13          | 9           | 16           | 9            | 16            | 22           | 10           | 14           | 13            | 7           | 15            | 13           | 17           | 13          | 2           | 9           | 18           |
| BY PENALTY            | 1            | 0           | 2           | 3           | 1            | 1            | 1             | 2            | 2            | 1            | 1             | 1           | 2             | 1            | 2            | 1           | 1           | 1           | 3            |
| 3RD DOWN CONVERSIONS  | 6            | 6           | 10          | 5           | 9            | 7            | 7             | 3            | 6            | 4            | 2             | 3           | 5             | 6            | 3            | 8           | 2           | 0           | 6            |
| 3RD DOWN ATTEMPTS     | 14           | 13          | 16          | 14          | 16           | 13           | 13            | 11           | 15           | 10           | 11            | 15          | 13            | 12           | 9            | 18          | 12          | 9           | 14           |
| 3RD DOWN PERCENTAGE   | 42.9         | 46.2        | 62.5        | 35.7        | 56.3         | 53.8         | 53.8          | 27.3         | 40.0         | 40.0         | 18.2          | 20.0        | 38.5          | 50.0         | 33.3         | 44.4        | 16.7        | 0.0         | 42.9         |
| 4TH DOWN CONVERSIONS  | 0            | 0           | 2           | 1           | 0            | 0            | 0             | 1            | 0            | 0            | 3             | 1           | 1             | 0            | 1            | 0           | 2           | 0           | 1            |
| 4TH DOWN ATTEMPTS     | 0            | 0           | 3           | 2           | 0            | 0            | 1             | 1            | 2            | 1            | 4             | 3           | 1             | 2            | 3            | 0           | 2           | 2           | 1            |
| 4TH DOWN PERCENTAGE   | 0.0          | 0.0         | 66.7        | 50.0        | 0.0          | 0.0          | 0.0           | 100.0        | 0.0          | 0.0          | 75.0          | 33.3        | 100.0         | 0.0          | 33.3         | 0.0         | 100.0       | 0.0         | 100.0        |
| NET YARDS             | 369          | 236         | 472         | 197         | 380          | 401          | 427           | 496          | 209          | 420          | 394           | 282         | 434           | 321          | 305          | 310         | 199         | 276         | 391          |
| PLAYS                 | 63           | 51          | 78          | 61          | 69           | 64           | 68            | 62           | 59           | 59           | 70            | 69          | 69            | 58           | 61           | 70          | 50          | 53          | 71           |
| AVG. GAIN PER PLAY    | 5.9          | 4.6         | 6.1         | 3.2         | 5.5          | 6.3          | 6.3           | 8.0          | 3.5          | 7.1          | 5.6           | 4.1         | 6.3           | 5.5          | 5.0          | 4.4         | 4.0         | 5.2         | 5.5          |
| NET YARDS RUSHING     | 41           | 67          | 201         | 70          | 40           | 156          | 115           | 53           | 42           | 115          | 155           | 133         | 96            | 60           | 37           | 108         | 131         | 42          | 114          |
| RUSHING PLAYS         | 17           | 16          | 40          | 19          | 22           | 38           | 26            | 17           | 16           | 30           | 27            | 34          | 26            | 17           | 13           | 35          | 29          | 15          | 26           |
| AVERAGE               | 2.4          | 4.2         | 5.0         | 3.7         | 1.8          | 4.1          | 4.4           | 3.1          | 2.6          | 3.8          | 5.7           | 3.9         | 3.7           | 3.5          | 2.8          | 3.1         | 4.5         | 2.8         | 4.4          |
| RUSHING TOUCHDOWNS    | 0            | 1           | 1           | 0           | 1            | 1            | 1             | 0            | 0            | 0            | 3             | 2           | 2             | 0            | 0            | 0           | 0           | 0           | 2            |
| NET YARDS PASSING     | 328          | 169         | 271         | 127         | 340          | 245          | 312           | 443          | 167          | 305          | 239           | 149         | 338           | 261          | 268          | 202         | 68          | 234         | 277          |
| SACKED                | 2            | 6           | 1           | 3           | 3            | 1            | 2             | 3            | 4            | 4            | 2             | 4           | 3             | 2            | 4            | 1           | 3           | 3           | 2            |
| YARDS LOST            | 16           | 42          | 6           | 13          | 13           | 5            | 12            | 27           | 32           | 28           | 12            | 29          | 9             | 23           | 37           | 6           | 26          | 16          | 10           |
| GROSS YARDS           | 344          | 211         | 277         | 140         | 353          | 250          | 324           | 470          | 199          | 333          | 251           | 178         | 347           | 284          | 305          | 208         | 94          | 250         | 287          |
| COMPLETIONS           | 33           | 16          | 23          | 24          | 30           | 19           | 31            | 30           | 19           | 21           | 24            | 15          | 26            | 29           | 28           | 25          | 11          | 25          | 30           |
| ATTEMPTS              | 44           | 29          | 37          | 39          | 44           | 25           | 40            | 42           | 39           | 25           | 41            | 31          | 40            | 39           | 44           | 34          | 18          | 35          | 43           |
| COMPLETION PERCENTAGE | 75.0         | 55.2        | 62.2        | 61.5        | 68.2         | 76.0         | 77.5          | 71.4         | 48.7         | 84.0         | 58.5          | 48.4        | 65.0          | 74.4         | 63.6         | 73.5        | 61.1        | 71.4        | 69.8         |
| YARDS PER ATTEMPT     | 7.8          | 7.3         | 7.5         | 3.6         | 8.0          | 10.0         | 8.1           | 11.2         | 5.1          | 13.3         | 6.1           | 5.7         | 8.7           | 7.3          | 6.9          | 6.1         | 5.2         | 7.1         | 6.7          |
| TOUCHDOWN PASSES      | 2            | 1           | 1           | 0           | 2            | 0            | 2             | 5            | 0            | 3            | 0             | 0           | 1             | 2            | 2            | 2           | 0           | 1           | 3            |
| INTERCEPTIONS         | 1            | 2           | 2           | 1           | 0            | 0            | 1             | 1            | 1            | 1            | 1             | 1           | 1             | 0            | 2            | 0           | 0           | 0           | 0            |
| FUMBLES               | 2            | 2           | 0           | 2           | 1            | 3            | 0             | 2            | 0            | 0            | 1             | 2           | 4             | 2            | 3            | 0           | 2           | 2           | 0            |
| FUMBLES LOST          | 2            | 0           | 0           | 2           | 0            | 3            | 0             | 1            | 0            | 0            | 0             | 0           | 0             | 1            | 2            | 0           | 2           | 0           | 0            |
| TURNOVERS             | 3            | 2           | 2           | 3           | 0            | 3            | 1             | 1            | 1            | 0            | 1             | 1           | 1             | 1            | 4            | 0           | 2           | 0           | 0            |

FRONT OFFICE

PLAYERS

2023 REVIEW

HISTORY

RECORDS

SIDELINES

## 2023 TEAM GAME-BY-GAME DEFENSIVE STATISTICS

| DEFENSE                | @MIN<br>9/10 | CHI<br>9/17 | PHI<br>9/25 | @NO<br>10/1 | DET<br>10/15 | ATL<br>10/22 | @BUF<br>10/26 | @HOU<br>11/5 | TEN<br>11/12 | @SF<br>11/19 | @IND<br>11/26 | CAR<br>12/3 | @ATL<br>12/10 | @GB<br>12/17 | JAX<br>12/24 | NO<br>12/31 | @CAR<br>1/7 | PHI<br>1/15 | @DET<br>1/21 |
|------------------------|--------------|-------------|-------------|-------------|--------------|--------------|---------------|--------------|--------------|--------------|---------------|-------------|---------------|--------------|--------------|-------------|-------------|-------------|--------------|
| PUNTS                  | 5            | 5           | 1           | 4           | 4            | 3            | 4             | 3            | 4            | 3            | 2             | 8           | 4             | 2            | 1            | 6           | 6           | 4           | 5            |
| YARDS                  | 257          | 232         | 38          | 162         | 180          | 134          | 180           | 174          | 227          | 153          | 94            | 367         | 180           | 94           | 65           | 268         | 246         | 188         | 218          |
| GROSS AVERAGE          | 51.4         | 46.4        | 38.0        | 40.5        | 45.0         | 44.7         | 45.0          | 58.0         | 56.8         | 51.0         | 47.0          | 45.9        | 45.0          | 47.0         | 65.0         | 44.7        | 41.0        | 47.0        | 43.6         |
| NET AVERAGE            | 45.6         | 45.0        | 38.0        | 36.8        | 40.0         | 43.7         | 40.0          | 58.0         | 48.0         | 29.7         | 47.0          | 43.3        | 38.5          | 40.5         | 59.0         | 41.2        | 41.0        | 41.0        | 43.6         |
| KICKOFFS               | 4            | 4           | 5           | 4           | 5            | 4            | 5             | 8            | 3            | 6            | 6             | 4           | 6             | 5            | 3            | 6           | 1           | 4           | 6            |
| END ZONE               | 4            | 4           | 5           | 4           | 3            | 3            | 2             | 5            | 3            | 5            | 5             | 4           | 5             | 2            | 1            | 6           | 1           | 3           | 6            |
| TOUCHBACKS             | 3            | 4           | 5           | 4           | 2            | 2            | 2             | 5            | 3            | 3            | 5             | 4           | 5             | 2            | 1            | 6           | 1           | 3           | 6            |
| PUNT RETURNS           | 4            | 0           | 3           | 2           | 3            | 1            | 4             | 1            | 3            | 1            | 4             | 4           | 4             | 0            | 2            | 2           | 3           | 1           | 2            |
| YARDS                  | 18           | 0           | 81          | 45          | 33           | 9            | 49            | 7            | 23           | 2            | 13            | 30          | 57            | 0            | 10           | 27          | 51          | 0           | 18           |
| AVERAGE                | 4.5          | 0.0         | 27.0        | 22.5        | 11.0         | 9.0          | 12.3          | 7.0          | 7.7          | 2.0          | 13.0          | 7.5         | 14.3          | 0.0          | 5.0          | 13.5        | 17.0        | 0.0         | 9.0          |
| TOUCHDOWNS             | 0            | 0           | 0           | 0           | 0            | 0            | 0             | 0            | 0            | 0            | 0             | 0           | 0             | 0            | 0            | 0           | 0           | 0           | 0            |
| KICKOFF RETURNS        | 1            | 0           | 2           | 2           | 2            | 1            | 1             | 3            | 0            | 3            | 0             | 0           | 0             | 2            | 5            | 2           | 2           | 1           | 0            |
| YARDS                  | 15           | 0           | 47          | 39          | 38           | 25           | 9             | 53           | 0            | 52           | 0             | 0           | 0             | 28           | 106          | 41          | 39          | 17          | 0            |
| AVERAGE                | 15.0         | 0.0         | 23.5        | 19.5        | 19.0         | 25.0         | 9.0           | 17.7         | 0.0          | 17.3         | 0.0           | 0.0         | 0.0           | 14.0         | 21.2         | 20.5        | 19.5        | 17.0        | 0.0          |
| TOUCHDOWNS             | 0            | 0           | 0           | 0           | 0            | 0            | 0             | 0            | 0            | 0            | 0             | 0           | 0             | 0            | 0            | 0           | 0           | 0           | 0            |
| PENALTIES              | 6            | 5           | 4           | 7           | 5            | 9            | 9             | 9            | 5            | 7            | 5             | 7           | 2             | 4            | 2            | 5           | 3           | 6           | 3            |
| PENALTY YARDS          | 45           | 28          | 20          | 58          | 35           | 60           | 86            | 115          | 35           | 66           | 40            | 62          | 10            | 31           | 20           | 31          | 20          | 54          | 17           |
| TOUCHDOWNS             | 2            | 2           | 2           | 0           | 2            | 1            | 3             | 5            | 0            | 3            | 3             | 2           | 3             | 2            | 2            | 2           | 0           | 1           | 4            |
| RUSHING                | 0            | 1           | 1           | 0           | 0            | 1            | 1             | 0            | 0            | 0            | 3             | 2           | 2             | 0            | 0            | 0           | 0           | 0           | 2            |
| PASSING                | 2            | 1           | 1           | 0           | 2            | 0            | 2             | 5            | 0            | 3            | 0             | 0           | 1             | 2            | 2            | 2           | 0           | 1           | 2            |
| RETURNS                | 0            | 0           | 0           | 0           | 0            | 0            | 0             | 0            | 0            | 0            | 0             | 0           | 0             | 0            | 0            | 0           | 0           | 0           | 0            |
| PATS MADE              | 2            | 2           | 2           | 0           | 2            | 1            | 3             | 1            | 0            | 3            | 3             | 1           | 2             | 2            | 0            | 2           | 0           | 0           | 4            |
| PATS ATTEMPTED         | 2            | 2           | 2           | 0           | 2            | 1            | 3             | 1            | 0            | 3            | 3             | 1           | 2             | 2            | 0            | 2           | 0           | 0           | 4            |
| FIELD GOALS MADE       | 1            | 1           | 3           | 3           | 2            | 3            | 1             | 2            | 2            | 2            | 1             | 2           | 1             | 2            | 0            | 3           | 0           | 1           | 1            |
| FIELD GOAL ATTEMPTS    | 1            | 1           | 3           | 3           | 3            | 3            | 1             | 2            | 3            | 2            | 3             | 1           | 3             | 2            | 1            | 3           | 1           | 1           | 1            |
| 2-PT. CONVERSIONS MADE | 0            | 0           | 0           | 0           | 0            | 0            | 0             | 1            | 0            | 0            | 0             | 1           | 1             | 0            | 0            | 0           | 0           | 0           | 0            |
| 2-PT. CONVERSIONS ATT. | 0            | 0           | 0           | 0           | 0            | 0            | 0             | 4            | 0            | 0            | 0             | 1           | 1             | 0            | 2            | 0           | 0           | 1           | 0            |
| SAFETIES SCORED        | 0            | 1           | 0           | 0           | 0            | 0            | 0             | 0            | 0            | 0            | 0             | 0           | 0             | 0            | 0            | 0           | 0           | 0           | 0            |
| TOTAL POINTS           | 17           | 17          | 25          | 9           | 20           | 16           | 24            | 39           | 6            | 27           | 27            | 18          | 25            | 20           | 12           | 23          | 0           | 9           | 31           |
| TIME OF POSSESSION     | 29:21        | 24:04       | 24:04       | 31:11       | 36:30        | 29:59        | 31:57         | 28:40        | 28:20        | 28:20        | 31:21         | 33:42       | 28:20         | 30:53        | 22:53        | 36:38       | 28:36       | 25:57       | 32:00        |

# 2023 INDIVIDUAL GAME-BY-GAME STATISTICS

## 2023 Game-By-Game Rushing

|               | CHASE EDMONDS      |     |     |      |     | CHRIS GODWIN |     |      |     |     | RAKIM JARRETT |                 |     |     |     | BAKER MAYFIELD |      |      |    |     | KYLE TRASK |              |              |    |     |
|---------------|--------------------|-----|-----|------|-----|--------------|-----|------|-----|-----|---------------|-----------------|-----|-----|-----|----------------|------|------|----|-----|------------|--------------|--------------|----|-----|
|               | NO                 | YDS | AVG | LG   | TDS | NO           | YDS | AVG  | LG  | TDS | NO            | YDS             | AVG | LG  | TDS | NO             | YDS  | AVG  | LG | TDS | NO         | YDS          | AVG          | LG | TDS |
| 9/10          |                    |     |     |      |     |              |     |      |     |     |               |                 |     |     |     |                |      |      |    |     |            |              |              |    |     |
| 9/17          | @ Minnesota        | 2   | 8   | 4.0  | 5   | 0            | 0   | 0.0  | 0   | 0   | 1             | 0               | 0.0 | 0   | 0   | 8              | 11   | 1.4  | 5  | 0   | —          | Did Not Play | —            |    |     |
| 9/25          | CHICAGO            | 2   | 12  | 6.0  | 14  | 0            | 0   | 0.0  | 0   | 0   | 0             | 0               | 0.0 | 0   | 0   | 6              | 17   | 2.8  | 9  | 0   | —          | Did Not Play | —            |    |     |
| 10/1          | PHILADELPHIA       |     |     |      |     |              |     |      |     |     |               |                 |     |     |     |                |      |      |    |     |            |              |              |    |     |
|               | @ New Orleans      |     |     |      |     |              |     |      |     |     |               |                 |     |     |     |                |      |      |    |     |            |              |              |    |     |
| 10/15         | DETROIT            |     |     |      |     |              |     |      |     |     |               |                 |     |     |     |                |      |      |    |     |            |              |              |    |     |
|               | -- Injured Reserve |     |     |      |     |              |     |      |     |     |               |                 |     |     |     |                |      |      |    |     |            |              |              |    |     |
|               | -- Injured Reserve |     |     |      |     |              |     |      |     |     |               |                 |     |     |     |                |      |      |    |     |            |              |              |    |     |
| 10/22         | ATLANTA            |     |     |      |     |              |     |      |     |     |               |                 |     |     |     |                |      |      |    |     |            |              |              |    |     |
|               | @ Buffalo          | 3   | 5   | 1.7  | 2   | 0            | 1   | 14.0 | 14  | 0   | 0             | 0               | 0.0 | 0   | 0   | 3              | 32   | 10.7 | 31 | 0   | —          | Did Not Play | —            |    |     |
| 11/5          | HOUSTON            | 3   | -5  | -1.7 | 2   | 0            | 0   | 0.0  | 0   | 0   | 0             | 0               | 0.0 | 0   | 0   | 4              | 10   | 5    | 0  | 0   | —          | Did Not Play | —            |    |     |
| 11/12         | TENNESSEE          | 4   | 9   | 2.3  | 9   | 0            | 0   | 0.0  | 0   | 0   | 0             | 0               | 0.0 | 0   | 0   | 3              | 12   | 4.0  | 9  | 0   | 1          | -1.0         | -1           |    |     |
| 11/19         | @ San Francisco    | 4   | 8   | 2.0  | 3   | 0            | 0   | 0.0  | 0   | 0   | 0             | 0               | 0.0 | 0   | 0   | 3              | 5    | 1.7  | 3  | 0   | —          | Did Not Play | —            |    |     |
| 11/26         | @ Indianapolis     | 1   | 7   | 7.0  | 11  | 0            | 0   | 0.0  | 0   | 0   | 0             | 0               | 0.0 | 0   | 0   | 3              | 14   | 4.7  | 14 | 0   | 0          | 0.0          | 0            |    |     |
| 12/3          | CAROLINA           | 2   | 7   | 3.5  | 4   | 0            | 1   | 19.0 | 19  | 1   | —             | Injured Reserve | —   |     | 2   | -2             | -1.0 | -1   | 0  | 0   | —          | Did Not Play | —            |    |     |
| 12/10         | @ Atlanta          | 8   | 40  | 5.0  | 15  | 0            | 0   | 0.0  | 0   | 0   | 0             | 0               | 0.0 | 0   | 0   | 3              | 1.0  | 2    | 1  | 0   | —          | Did Not Play | —            |    |     |
| 12/17         | @ Green Bay        | 3   | 13  | 4.3  | 9   | 0            | 0   | 0.0  | 0   | 0   | 0             | 0               | 0.0 | 0   | 0   | -2             | -1.0 | -1   | 0  | 0   | —          | Did Not Play | —            |    |     |
| 12/24         | JACKSONVILLE       | 10  | 25  | 2.5  | 6   | 0            | 1   | 1.0  | 1   | 0   | 0             | 0               | 0.0 | 0   | 0   | 5              | 5    | 1.0  | 7  | 0   | 0          | —            | Did Not Play | —  |     |
| 12/31         | NEW ORLEANS        | 3   | 16  | 5.3  | 10  | 0            | 0   | 0.0  | 0   | 0   | 0             | 0               | 0.0 | 0   | 0   | 1              | -1   | -1.0 | -1 | 0   | 0          | —            | Did Not Play | —  |     |
| 1/7           | @ Carolina         | 4   | 27  | 6.8  | 21  | 0            | 1   | 4    | 4.0 | 4   | 0             | 0               | 0.0 | 0   | 0   | 5              | 7    | 1.4  | 7  | 0   | 0          | —            | Did Not Play | —  |     |
| <b>Totals</b> |                    | 49  | 176 | 3.6  | 21  | 0            | 4   | 38   | 9.5 | 19  | 1             | 1               | 0   | 0.0 | 0   | 189            | 668  | 3.5  | 23 | 3   | 1          | -1           | -1.0         | 0  |     |

|               | DEVEN THOMPKINS    |     |     |      |     | SEAN TUCKER |     |     |     |     | KE'SHAWN VAUGHN |     |     |     |     | RACHAAD WHITE |     |     |     |     | OTHER |     |      |     |     |
|---------------|--------------------|-----|-----|------|-----|-------------|-----|-----|-----|-----|-----------------|-----|-----|-----|-----|---------------|-----|-----|-----|-----|-------|-----|------|-----|-----|
|               | NO                 | YDS | AVG | LG   | TDS | NO          | YDS | AVG | LG  | TDS | NO              | YDS | AVG | LG  | TDS | NO            | YDS | AVG | LG  | TDS | NO    | YDS | AVG  | LG  | TDS |
| 9/10          |                    |     |     |      |     |             |     |     |     |     |                 |     |     |     |     |               |     |     |     |     |       |     |      |     |     |
| 9/17          | @ Minnesota        | 0   | 0   | 0.0  | 0   | 5           | 15  | 3.0 | 5   | 0   | 0               | 0   | 0.0 | 0   | 0   | 17            | 39  | 2.3 | 6   | 0   | 0     | 0   | 0    |     |     |
| 9/25          | CHICAGO            | 1   | 11  | 11.0 | 11  | 0           | 7   | 0.9 | 7   | 0   | 0               | 0   | 0.0 | 0   | 0   | 17            | 73  | 4.3 | 13  | 1   | 0     | 0   | 0    |     |     |
| 10/1          | PHILADELPHIA       |     |     |      |     |             |     |     |     |     |                 |     |     |     |     |               |     |     |     |     |       |     |      |     |     |
|               | @ New Orleans      |     |     |      |     |             |     |     |     |     |                 |     |     |     |     |               |     |     |     |     |       |     |      |     |     |
| 10/15         | DETROIT            |     |     |      |     |             |     |     |     |     |                 |     |     |     |     |               |     |     |     |     |       |     |      |     |     |
|               | -- Injured Reserve |     |     |      |     |             |     |     |     |     |                 |     |     |     |     |               |     |     |     |     |       |     |      |     |     |
| 10/22         | ATLANTA            |     |     |      |     |             |     |     |     |     |                 |     |     |     |     |               |     |     |     |     |       |     |      |     |     |
|               | @ Buffalo          | 1   | 5   | 5.0  | 5   | 0           | 0   | 0.0 | 0   | 0   | 6               | 9   | 1.5 | 7   | 0   | 7             | 26  | 3.7 | 8   | 0   | 0     | 0   | 0    |     |     |
| 10/26         | HOUSTON            |     |     |      |     |             |     |     |     |     |                 |     |     |     |     |               |     |     |     |     |       |     |      |     |     |
|               | @ San Francisco    | 0   | 0   | 0.0  | 0   | 0           | 0   | 0.0 | 0   | 0   | 4               | 7   | 1.8 | 9   | 0   | 13            | 34  | 2.6 | 13  | 0   | 0     | 0   | 0    |     |     |
| 11/5          | TENNESSEE          | 0   | 0   | 0.0  | 0   | 0           | 0   | 0.0 | 0   | 0   | 1               | 1   | 1.0 | 1   | 0   | 9             | 39  | 4.3 | 15  | 0   | 0     | 0   | 0    |     |     |
|               | @ Indianapolis     | 1   | 6   | 6.0  | 6   | 0           | 0   | 0.0 | 0   | 0   | 4               | 9   | 2.3 | 4   | 0   | 20            | 73  | 3.7 | 15  | 2   | 0     | 0   | 0    |     |     |
| 11/12         | @ Carolina         | 1   | 17  | 17.0 | 17  | 0           | 0   | 0.0 | 0   | 0   | 0               | 0   | 0.0 | 0   | 0   | 20            | 51  | 2.6 | 11  | 0   | 0     | 0   | 0    |     |     |
| 11/19         | @ San Francisco    | 0   | 0   | 0.0  | 0   | 0           | 0   | 0.0 | 0   | 0   | 0               | 0   | 0.0 | 0   | 0   | 15            | 100 | 6.7 | 38  | 0   | 0     | 0   | 0    |     |     |
| 11/26         | @ Indianapolis     | 0   | 0   | 0.0  | 0   | 0           | 0   | 0.0 | 0   | 0   | 0               | 0   | 0.0 | 0   | 0   | 9             | 30  | 3.3 | 7   | 1   | 1     | 6   | 6.0  |     |     |
| 12/3          | CAROLINA           | 2   | 7   | 3.5  | 5   | 0           | 0   | 0.0 | 0   | 0   | 0               | 0   | 0.0 | 0   | 0   | 15            | 100 | 6.7 | 38  | 0   | 0     | 0   | 0    |     |     |
| 12/10         | @ Atlanta          | 0   | 0   | 0.0  | 0   | 0           | 0   | 0.0 | 0   | 0   | 0               | 0   | 0.0 | 0   | 0   | 20            | 84  | 4.2 | 30  | 1   | 1     | 13  | 13.0 |     |     |
| 12/17         | @ Green Bay        | 0   | 0   | 0.0  | 0   | 0           | 0   | 0.0 | 0   | 0   | 0               | 0   | 0.0 | 0   | 0   | 25            | 102 | 4.1 | 12  | 0   | 1     | 3   | 3.0  |     |     |
| 12/24         | JACKSONVILLE       | 1   | -1  | -1.0 | -1  | 0           | 0   | 0.0 | 0   | 0   | 0               | 0   | 0.0 | 0   | 0   | 21            | 89  | 4.2 | 22  | 0   | 0     | 0   | 0    |     |     |
| 12/31         | NEW ORLEANS        | 0   | 0   | 0.0  | 0   | 0           | 0   | 0.0 | 0   | 0   | 0               | 0   | 0.0 | 0   | 0   | 20            | 39  | 2.0 | 11  | 1   | 1     | 3   | 3.0  |     |     |
|               | -- Injured Reserve |     |     |      |     |             |     |     |     |     |                 |     |     |     |     |               |     |     |     |     |       |     |      |     |     |
| 1/7           | @ Carolina         | 0   | 0   | 0.0  | 0   | 0           | 0   | 0.0 | 0   | 0   | 0               | 0   | 0.0 | 0   | 0   | 11            | 42  | 3.8 | 16  | 0   | 0     | 0   | 0    |     |     |
| <b>Totals</b> |                    | 8   | 56  | 7.0  | 17  | 0           | 15  | 23  | 1.5 | 7   | 0               | 24  | 42  | 1.8 | 9   | 0             | 272 | 950 | 3.6 | 38  | 6     | 3   | 22   | 7.3 |     |

2023 INDIVIDUAL GAME-BY-GAME STATISTICS

2023 Game-By-Game Passing

Table with columns: ATT, CMP, YDS, PCT, TDS, INTS, SKD, YDS, ATT, CMP, YDS, PCT, TDS, INTS, SKD, YDS, OTHER. Rows include Minnesota, Chicago, Philadelphia, New Orleans, Detroit, Atlanta, Buffalo, Houston, Tennessee, San Francisco, Indianapolis, Carolina, Atlanta, Green Bay, Jacksonville, New Orleans, and Carolina.

2023 Game-By-Game Receiving

Table with columns: PAYNE DURHAM, CHASE EDMONDS, MIKE EVANS, CHRIS GODWIN, RAKIM JARRETT, KO KIEFF. Rows include Minnesota, Chicago, Philadelphia, New Orleans, Detroit, Atlanta, Buffalo, Houston, Tennessee, San Francisco, Indianapolis, Carolina, Atlanta, Green Bay, Jacksonville, New Orleans, and Carolina.

# 2023 INDIVIDUAL GAME-BY-GAME STATISTICS

## 2023 Game-By-Game Receiving

|        | CADE OTTON |     |      |    | TREY PALMER |     |     |      | DEVEN THOMPKINS |     |     |    | SEAN TUCKER |     |     |    | KE'SHAWN VAUGHN |     |     |    | DAVID WELLS |     |      |    |    |     |      |      |   |   |   |   |
|--------|------------|-----|------|----|-------------|-----|-----|------|-----------------|-----|-----|----|-------------|-----|-----|----|-----------------|-----|-----|----|-------------|-----|------|----|----|-----|------|------|---|---|---|---|
|        | NO         | YDS | AVG  | LG | NO          | YDS | AVG | LG   | NO              | YDS | AVG | LG | NO          | YDS | AVG | LG | NO              | YDS | AVG | LG | NO          | YDS | AVG  | LG | NO | YDS | AVG  | LG   |   |   |   |   |
| 9/10   | 2          | 19  | 9.5  | 13 | 0           | 1   | 2   | 8    | 4.0             | 7   | 1   | 2  | 10          | 5.0 | 8   | 0  | 2               | 9   | 4.5 | 6  | 0           | 0   | 0    | 0  | 0  | 0   | 0    | 0    | 0 | 0 | 0 | 0 |
| 9/17   | 6          | 41  | 6.8  | 9  | 0           | 1   | 1   | 20   | 20.0            | 20  | 0   | 0  | 0           | 0   | 0   | 0  | 0               | 0   | 0   | 0  | 0           | 0   | 0    | 0  | 2  | -10 | -5.0 | 1    | 0 | 0 | 0 | 0 |
| 9/25   | 1          | 16  | 16.0 | 16 | 0           | 1   | 1   | 8    | 8.0             | 8   | 0   | 2  | 6           | 3.0 | 5   | 0  | 0               | 0   | 0   | 0  | 0           | 0   | 0    | 0  | 0  | 0   | 0    | 0    | 0 | 0 | 0 | 0 |
| 10/1   | 3          | 13  | 4.3  | 6  | 1           | 2   | 6   | 3.0  | 5               | 1   | 4   | 45 | 11.3        | 26  | 1   | 0  | 0               | 0   | 0   | 0  | 0           | 0   | 0    | 0  | 0  | 0   | 0    | 0    | 0 | 0 | 0 | 0 |
| 10/15  | 1          | 15  | 15.0 | 15 | 0           | 2   | 47  | 23.5 | 26              | 0   | 2   | -2 | -1.0        | 0   | 0   | 0  | 0               | 0   | 0   | 0  | 0           | 0   | 0    | 0  | 0  | 0   | 0    | 0    | 0 | 0 | 0 | 0 |
| 10/22  | 5          | 43  | 8.6  | 12 | 0           | 1   | 3   | 5    | 5.0             | 5   | 0   | 9  | 14          | 4.7 | 9   | 0  | 0               | 0   | 0   | 0  | 0           | 0   | 0    | 0  | 0  | 0   | 0    | 0    | 0 | 0 | 0 | 0 |
| 10/26  | 4          | 27  | 6.8  | 12 | 0           | 1   | 22  | 7.3  | 15              | 0   | 0   | 0  | 0           | 0   | 0   | 0  | 0               | 0   | 0   | 0  | 0           | 0   | 0    | 0  | 0  | 0   | 0    | 0    | 0 | 0 | 0 | 0 |
| 11/5   | 6          | 70  | 11.7 | 24 | 2           | 1   | 3   | 17.0 | 21              | 0   | 1   | 0  | 0           | 0   | 0   | 0  | 0               | 0   | 0   | 0  | 1           | -1  | -1.0 | -1 | 0  | 0   | 0    | 0    |   |   |   |   |
| 11/12  | 2          | 10  | 5.0  | 6  | 0           | 2   | 21  | 10.5 | 15              | 0   | 1   | 5  | 5.0         | 5   | 0   | 0  | 0               | 0   | 0   | 0  | 0           | 0   | 0    | 0  | 0  | 0   | 0    | 0    |   |   |   |   |
| 11/19  | 4          | 49  | 12.3 | 27 | 0           | 4   | 22  | 5.5  | 17              | 0   | 0   | 0  | 0           | 0   | 0   | 0  | 0               | 0   | 0   | 0  | 0           | 0   | 0    | 0  | 0  | 0   | 0    | 0    |   |   |   |   |
| 11/26  | 4          | 45  | 11.3 | 24 | 0           | 4   | 17  | 4.3  | 7               | 0   | 0   | 4  | 0           | 0   | 0   | 0  | 0               | 0   | 0   | 0  | 0           | 0   | 0    | 0  | 0  | 0   | 0    | 0    |   |   |   |   |
| 12/3   | 0          | 0   | 0    | 0  | 0           | 2   | 12  | 6.0  | 6               | 0   | 1   | 4  | 4.0         | 4   | 0   | 0  | 0               | 0   | 0   | 0  | 0           | 0   | 0    | 0  | 0  | 0   | 0    | 0    |   |   |   |   |
| 12/10  | 2          | 16  | 8.0  | 11 | 1           | 1   | 5   | 5.0  | 5               | 0   | 0   | 0  | 0           | 0   | 0   | 0  | 0               | 0   | 0   | 0  | 0           | 0   | 0    | 0  | 0  | 0   | 0    | 0    |   |   |   |   |
| 12/17  | 4          | 44  | 22.0 | 22 | 0           | 1   | 5   | 5.0  | 5               | 0   | 0   | 0  | 0           | 0   | 0   | 0  | 0               | 0   | 0   | 0  | 0           | 0   | 0    | 0  | 0  | 0   | 0    | 0    |   |   |   |   |
| 12/24  | 1          | 7   | 7.0  | 7  | 0           | 1   | 4   | 4.2  | 10.5            | 18  | 0   | 0  | 0           | 0   | 0   | 0  | 0               | 0   | 0   | 0  | 0           | 0   | 0    | 0  | 0  | 0   | 0    | 0    |   |   |   |   |
| 12/31  | 2          | 10  | 5.0  | 6  | 0           | 4   | 84  | 21.0 | 54              | 1   | 1   | 0  | 0           | 0   | 0   | 0  | 0               | 0   | 0   | 0  | 0           | 0   | 0    | 0  | 0  | 0   | 0    | 0    |   |   |   |   |
| 1/7    | 2          | 30  | 15.0 | 20 | 0           | 2   | 10  | 5.0  | 6               | 0   | 1   | 1  | 1.0         | 1   | 0   | 0  | 0               | 0   | 0   | 0  | 0           | 0   | 0    | 0  | 0  | 0   | 0    | 0    |   |   |   |   |
| Totals | 47         | 455 | 9.7  | 27 | 4           | 39  | 385 | 9.9  | 54              | 3   | 17  | 83 | 4.9         | 26  | 1   | 2  | 9               | 4.5 | 6   | 0  | 2           | 2   | 0.0  | 3  | 0  | 2   | -10  | -5.0 | 1 | 0 | 0 | 0 |

|        | RACHAAD WHITE |     |      |    | OTHER |     |     |      |
|--------|---------------|-----|------|----|-------|-----|-----|------|
|        | NO            | YDS | AVG  | LG | NO    | YDS | AVG | LG   |
| 9/10   | 2             | 10  | 5.0  | 6  |       |     |     |      |
| 9/17   | 5             | 30  | 6.0  | 9  |       |     |     |      |
| 9/25   | 3             | 24  | 8.0  | 16 |       |     |     |      |
| 10/1   | 3             | 22  | 7.3  | 11 |       |     |     |      |
| 10/15  | 3             | 12  | 4.0  | 7  |       |     |     |      |
| 10/22  | 6             | 65  | 10.8 | 22 |       |     |     |      |
| 10/26  | 7             | 70  | 10.0 | 20 |       |     |     |      |
| 11/5   | 4             | 46  | 11.5 | 33 |       |     |     |      |
| 11/12  | 6             | 47  | 23.5 | 43 |       |     |     |      |
| 11/19  | 2             | 28  | 4.7  | 11 |       |     |     |      |
| 11/26  | 0             | 10  | 5.0  | 6  |       |     |     |      |
| 12/3   | 3             | 22  | 7.3  | 20 |       |     |     |      |
| 12/10  | 2             | 33  | 16.5 | 31 |       |     |     |      |
| 12/17  | 0             | 0   | 0    | 0  |       |     |     |      |
| 12/24  | 6             | 38  | 6.3  | 16 |       |     |     |      |
| 12/31  | 4             | 24  | 6.0  | 7  |       |     |     |      |
| 1/7    | 4             | 18  | 4.5  | 7  |       |     |     |      |
| Totals | 64            | 549 | 8.6  | 43 | 3     | 5   | 9.4 | 18.8 |

FRONT OFFICE

PLAYERS

2023 REVIEW

HISTORY

RECORDS

SIDELINES

## 2023 INDIVIDUAL GAME-BY-GAME STATISTICS

## 2023 Game-By-Game Defense

|        | SHAQUIB BARRETT |       |       |      |     | K.J. BRITT |    |    |      |       | LAVONTE DAVID |      |     |    |    | CARLTON DAVIS III |      |       |       |      | JAMEL DEAN |    |    |    |      |       |       |      |     |    |    |
|--------|-----------------|-------|-------|------|-----|------------|----|----|------|-------|---------------|------|-----|----|----|-------------------|------|-------|-------|------|------------|----|----|----|------|-------|-------|------|-----|----|----|
|        | Solo            | Asst. | Tack. | Sack | INT | PD         | FF | FR | Solo | Asst. | Tack.         | Sack | INT | PD | FF | FR                | Solo | Asst. | Tack. | Sack | INT        | PD | FF | FR | Solo | Asst. | Tack. | Sack | INT | PD | FF |
| 9/10   | 3               | 1     | 4     | 0.0  | 0   | 0          | 0  | 0  | 0    | 0     | 0             | 0    | 0   | 0  | 0  | 0                 | 0    | 0     | 0     | 0    | 0          | 0  | 0  | 0  | 0    | 0     | 0     | 0    | 0   | 0  |    |
| 9/17   | 2               | 0     | 2     | 1.0  | 1   | 1          | 0  | 0  | 0    | 0     | 0             | 0    | 0   | 0  | 0  | 0                 | 0    | 0     | 0     | 0    | 0          | 0  | 0  | 0  | 0    | 0     | 0     | 0    | 0   | 0  |    |
| 9/25   | 0               | 0     | 0     | 0.0  | 0   | 0          | 0  | 0  | 0    | 0     | 0             | 0    | 0   | 0  | 0  | 0                 | 0    | 0     | 0     | 0    | 0          | 0  | 0  | 0  | 0    | 0     | 0     | 0    | 0   | 0  |    |
| 10/1   | 3               | 0     | 3     | 0.0  | 0   | 0          | 0  | 0  | 0    | 0     | 0             | 0    | 0   | 0  | 0  | 0                 | 0    | 0     | 0     | 0    | 0          | 0  | 0  | 0  | 0    | 0     | 0     | 0    | 0   | 0  |    |
| 10/15  | 2               | 2     | 4     | 0.0  | 0   | 0          | 0  | 0  | 0    | 0     | 0             | 0    | 0   | 0  | 0  | 0                 | 0    | 0     | 0     | 0    | 0          | 0  | 0  | 0  | 0    | 0     | 0     | 0    | 0   | 0  |    |
| 10/22  | 4               | 3     | 7     | 1.0  | 1   | 1          | 0  | 0  | 0    | 0     | 0             | 0    | 0   | 0  | 0  | 0                 | 0    | 0     | 0     | 0    | 0          | 0  | 0  | 0  | 0    | 0     | 0     | 0    | 0   | 0  |    |
| 10/26  | 2               | 2     | 5     | 0.0  | 0   | 0          | 0  | 0  | 0    | 0     | 0             | 0    | 0   | 0  | 0  | 0                 | 0    | 0     | 0     | 0    | 0          | 0  | 0  | 0  | 0    | 0     | 0     | 0    | 0   | 0  |    |
| 11/5   | 3               | 0     | 3     | 1.0  | 0   | 1          | 0  | 0  | 0    | 0     | 0             | 0    | 0   | 0  | 0  | 0                 | 0    | 0     | 0     | 0    | 0          | 0  | 0  | 0  | 0    | 0     | 0     | 0    | 0   | 0  |    |
| 11/12  | 2               | 1     | 3     | 1.0  | 0   | 0          | 0  | 0  | 0    | 0     | 0             | 0    | 0   | 0  | 0  | 0                 | 0    | 0     | 0     | 0    | 0          | 0  | 0  | 0  | 0    | 0     | 0     | 0    | 0   | 0  |    |
| 11/19  | 4               | 2     | 6     | 0.0  | 0   | 0          | 0  | 0  | 0    | 0     | 0             | 0    | 0   | 0  | 0  | 0                 | 0    | 0     | 0     | 0    | 0          | 0  | 0  | 0  | 0    | 0     | 0     | 0    | 0   | 0  |    |
| 11/26  | 3               | 1     | 4     | 0.0  | 0   | 0          | 0  | 0  | 0    | 0     | 0             | 0    | 0   | 0  | 0  | 0                 | 0    | 0     | 0     | 0    | 0          | 0  | 0  | 0  | 0    | 0     | 0     | 0    | 0   | 0  |    |
| 12/3   | 0               | 1     | 1     | 0.0  | 0   | 0          | 0  | 0  | 0    | 0     | 0             | 0    | 0   | 0  | 0  | 0                 | 0    | 0     | 0     | 0    | 0          | 0  | 0  | 0  | 0    | 0     | 0     | 0    | 0   | 0  |    |
| 12/10  | 2               | 2     | 4     | 0.0  | 0   | 0          | 0  | 0  | 0    | 0     | 0             | 0    | 0   | 0  | 0  | 0                 | 0    | 0     | 0     | 0    | 0          | 0  | 0  | 0  | 0    | 0     | 0     | 0    | 0   | 0  |    |
| 12/17  | 0               | 2     | 2     | 0.5  | 0   | 1          | 0  | 3  | 3    | 6     | 0.0           | 0    | 0   | 0  | 0  | 0                 | 0    | 0     | 0     | 0    | 0          | 0  | 0  | 0  | 0    | 0     | 0     | 0    | 0   | 0  |    |
| 12/24  | 2               | 0     | 2     | 0.0  | 0   | 0          | 0  | 1  | 0    | 1     | 0.0           | 0    | 0   | 0  | 0  | 0                 | 0    | 0     | 0     | 0    | 0          | 0  | 0  | 0  | 0    | 0     | 0     | 0    | 0   | 0  |    |
| 12/31  | 0               | 2     | 2     | 0.0  | 0   | 0          | 0  | 1  | 1    | 2     | 0.0           | 0    | 0   | 0  | 0  | 0                 | 0    | 0     | 0     | 0    | 0          | 0  | 0  | 0  | 0    | 0     | 0     | 0    | 0   | 0  |    |
| 1/7    | 0               | 2     | 2     | 0.0  | 0   | 0          | 0  | 0  | 0    | 0     | 0             | 0    | 0   | 0  | 0  | 0                 | 0    | 0     | 0     | 0    | 0          | 0  | 0  | 0  | 0    | 0     | 0     | 0    | 0   | 0  |    |
| Totals | 33              | 19    | 52    | 4.5  | 1   | 2          | 3  | 0  | 9    | 10    | 19            | 0.0  | 0   | 1  | 0  | 0                 | 86   | 48    | 134   | 4.5  | 0          | 5  | 1  | 0  | 40   | 12    | 52    | 0    | 0   | 0  | 2  |

|        | DEE DELANEY |       |       |      |     | SIRVOCEA DENNIS |    |    |      |       | YAYA DIABY |      |     |    |    | GREG GAINES |      |       |       |      | WILL GHOLSTON |    |    |    |      |       |       |      |     |    |    |
|--------|-------------|-------|-------|------|-----|-----------------|----|----|------|-------|------------|------|-----|----|----|-------------|------|-------|-------|------|---------------|----|----|----|------|-------|-------|------|-----|----|----|
|        | Solo        | Asst. | Tack. | Sack | INT | PD              | FF | FR | Solo | Asst. | Tack.      | Sack | INT | PD | FF | FR          | Solo | Asst. | Tack. | Sack | INT           | PD | FF | FR | Solo | Asst. | Tack. | Sack | INT | PD | FF |
| 9/10   | 0           | 0     | 0     | 0.0  | 0   | 0               | 0  | 0  | 0    | 0     | 0          | 0    | 0   | 0  | 0  | 0           | 0    | 0     | 0     | 0    | 0             | 0  | 0  | 0  | 0    | 0     | 0     | 0    | 0   | 0  |    |
| 9/17   | 0           | 0     | 0     | 0.0  | 0   | 0               | 0  | 0  | 0    | 0     | 0          | 0    | 0   | 0  | 0  | 0           | 0    | 0     | 0     | 0    | 0             | 0  | 0  | 0  | 0    | 0     | 0     | 0    | 0   | 0  |    |
| 9/25   | 2           | 1     | 3     | 0.0  | 1   | 1               | 0  | 0  | 0    | 0     | 0          | 0    | 0   | 0  | 0  | 0           | 0    | 0     | 0     | 0    | 0             | 0  | 0  | 0  | 0    | 0     | 0     | 0    | 0   | 0  |    |
| 10/1   | 3           | 0     | 3     | 0.0  | 1   | 1               | 0  | 0  | 0    | 0     | 0          | 0    | 0   | 0  | 0  | 0           | 0    | 0     | 0     | 0    | 0             | 0  | 0  | 0  | 0    | 0     | 0     | 0    | 0   | 0  |    |
| 10/15  | 0           | 0     | 0     | 0.0  | 0   | 0               | 0  | 0  | 0    | 0     | 0          | 0    | 0   | 0  | 0  | 0           | 0    | 0     | 0     | 0    | 0             | 0  | 0  | 0  | 0    | 0     | 0     | 0    | 0   | 0  |    |
| 10/22  | 0           | 0     | 0     | 0.0  | 0   | 0               | 0  | 0  | 0    | 0     | 0          | 0    | 0   | 0  | 0  | 0           | 0    | 0     | 0     | 0    | 0             | 0  | 0  | 0  | 0    | 0     | 0     | 0    | 0   | 0  |    |
| 10/26  | 0           | 0     | 0     | 0.0  | 0   | 0               | 0  | 0  | 0    | 0     | 0          | 0    | 0   | 0  | 0  | 0           | 0    | 0     | 0     | 0    | 0             | 0  | 0  | 0  | 0    | 0     | 0     | 0    | 0   | 0  |    |
| 11/5   | 0           | 1     | 1     | 0.0  | 0   | 0               | 0  | 0  | 0    | 0     | 0          | 0    | 0   | 0  | 0  | 0           | 0    | 0     | 0     | 0    | 0             | 0  | 0  | 0  | 0    | 0     | 0     | 0    | 0   | 0  |    |
| 11/12  | 0           | 0     | 0     | 0.0  | 0   | 0               | 0  | 0  | 0    | 0     | 0          | 0    | 0   | 0  | 0  | 0           | 0    | 0     | 0     | 0    | 0             | 0  | 0  | 0  | 0    | 0     | 0     | 0    | 0   | 0  |    |
| 11/19  | 0           | 0     | 0     | 0.0  | 0   | 0               | 0  | 0  | 0    | 0     | 0          | 0    | 0   | 0  | 0  | 0           | 0    | 0     | 0     | 0    | 0             | 0  | 0  | 0  | 0    | 0     | 0     | 0    | 0   | 0  |    |
| 11/26  | 2           | 0     | 2     | 0.0  | 0   | 0               | 0  | 0  | 0    | 0     | 0          | 0    | 0   | 0  | 0  | 0           | 0    | 0     | 0     | 0    | 0             | 0  | 0  | 0  | 0    | 0     | 0     | 0    | 0   | 0  |    |
| 12/3   | 2           | 2     | 4     | 0.0  | 0   | 1               | 0  | 0  | 0    | 0     | 0          | 0    | 0   | 0  | 0  | 0           | 0    | 0     | 0     | 0    | 0             | 0  | 0  | 0  | 0    | 0     | 0     | 0    | 0   | 0  |    |
| 12/10  | 3           | 1     | 4     | 0.0  | 0   | 0               | 0  | 0  | 0    | 0     | 0          | 0    | 0   | 0  | 0  | 0           | 0    | 0     | 0     | 0    | 0             | 0  | 0  | 0  | 0    | 0     | 0     | 0    | 0   | 0  |    |
| 12/17  | 2           | 1     | 3     | 0.0  | 0   | 1               | 0  | 0  | 0    | 0     | 0          | 0    | 0   | 0  | 0  | 0           | 0    | 0     | 0     | 0    | 0             | 0  | 0  | 0  | 0    | 0     | 0     | 0    | 0   | 0  |    |
| 12/24  | 1           | 0     | 1     | 0.0  | 0   | 1               | 0  | 0  | 0    | 0     | 0          | 0    | 0   | 0  | 0  | 0           | 0    | 0     | 0     | 0    | 0             | 0  | 0  | 0  | 0    | 0     | 0     | 0    | 0   | 0  |    |
| 12/31  | 0           | 0     | 0     | 0.0  | 0   | 0               | 0  | 0  | 0    | 0     | 0          | 0    | 0   | 0  | 0  | 0           | 0    | 0     | 0     | 0    | 0             | 0  | 0  | 0  | 0    | 0     | 0     | 0    | 0   | 0  |    |
| 1/7    | 0           | 0     | 0     | 0.0  | 0   | 0               | 0  | 0  | 0    | 0     | 0          | 0    | 0   | 0  | 0  | 0           | 0    | 0     | 0     | 0    | 0             | 0  | 0  | 0  | 0    | 0     | 0     | 0    | 0   | 0  |    |
| Totals | 17          | 7     | 24    | 0.0  | 2   | 6               | 0  | 0  | 6    | 2     | 8          | 0.0  | 0   | 1  | 0  | 0           | 25   | 13    | 38    | 7.5  | 0             | 0  | 1  | 2  | 7    | 17    | 24    | 1.0  | 0   | 0  | 1  |

# 2023 INDIVIDUAL GAME-BY-GAME STATISTICS

FRONT OFFICE

PLAYERS

2023 REVIEW

HISTORY

RECORDS

SIDELINES

## 2023 Game-By-Game Defense

| Date          | CAM GILL |          |          |            |          |          |          | MIKE GREENIE |          |          |          |            |          |          | LOGAN HALL |          |           |           |           |            |          | JOSH HAYES |          |          |          |          |          |            | KEENAN ISAAC |          |          |          |          |          |          |          |          |          |          |          |          |          |          |          |          |
|---------------|----------|----------|----------|------------|----------|----------|----------|--------------|----------|----------|----------|------------|----------|----------|------------|----------|-----------|-----------|-----------|------------|----------|------------|----------|----------|----------|----------|----------|------------|--------------|----------|----------|----------|----------|----------|----------|----------|----------|----------|----------|----------|----------|----------|----------|----------|----------|
|               | Solo     | Asst.    | Tack.    | Sack       | INT      | PD       | FF       | FR           | Solo     | Asst.    | Tack.    | Sack       | INT      | PD       | FF         | FR       | Solo      | Asst.     | Tack.     | Sack       | INT      | PD         | FF       | FR       | Solo     | Asst.    | Tack.    | Sack       | INT          | PD       | FF       | FR       | Solo     | Asst.    | Tack.    | Sack     | INT      | PD       | FF       | FR       |          |          |          |          |          |
| 9/10          | 0        | 0        | 0        | 0.0        | 0        | 0        | 0        | 0            | 1        | 0        | 1        | 0.0        | 0        | 0        | 0          | 0        | 1         | 0         | 2         | 0.0        | 0        | 0          | 0        | 0        | 0        | 0        | 0        | 0          | 0            | 0        | 0        | 0        | 0        | 0        | 0        | 0        | 0        | 0        | 0        | 0        | 0        |          |          |          |          |
| 9/17          | 0        | 0        | 1        | 1.0        | 0        | 1        | 0        | 0            | 1        | 0        | 1        | 0.0        | 0        | 1        | 0          | 0        | 0         | 0         | 1         | 0.5        | 1        | 0          | 0        | 0        | 0        | 0        | 0        | 0          | 0            | 0        | 0        | 0        | 0        | 0        | 0        | 0        | 0        | 0        | 0        | 0        | 0        |          |          |          |          |
| 9/25          | 0        | 0        | 0        | 0.0        | 0        | 0        | 0        | 0            | 2        | 0        | 2        | 0.0        | 0        | 0        | 0          | 0        | 0         | 0         | 2         | 0.0        | 0        | 0          | 0        | 0        | 0        | 0        | 0        | 0          | 0            | 0        | 0        | 0        | 0        | 0        | 0        | 0        | 0        | 0        | 0        | 0        | 0        | 0        |          |          |          |
| 10/1          | 1        | 2        | 3        | 0.0        | 0        | 0        | 0        | 0            | 1        | 0        | 1        | 0.0        | 0        | 0        | 1          | 0        | 0         | 0         | 1         | 0.0        | 0        | 0          | 0        | 1        | 0        | 0        | 0        | 0          | 0            | 0        | 0        | 0        | 0        | 0        | 0        | 0        | 0        | 0        | 0        | 0        | 0        | 0        |          |          |          |
| 10/15         | 0        | 0        | 0        | 0.0        | 0        | 0        | 0        | 0            | 0        | 0        | 0        | 0.0        | 0        | 0        | 0          | 0        | 0         | 0         | 1         | 0.0        | 0        | 0          | 0        | 0        | 0        | 0        | 0        | 0          | 0            | 0        | 0        | 0        | 0        | 0        | 0        | 0        | 0        | 0        | 0        | 0        | 0        | 0        |          |          |          |
| 10/22         | 0        | 0        | 0        | 0.0        | 0        | 0        | 0        | 0            | 0        | 0        | 0        | 0.0        | 0        | 0        | 0          | 0        | 0         | 0         | 0         | 0.0        | 0        | 0          | 0        | 0        | 0        | 0        | 0        | 0          | 0            | 0        | 0        | 0        | 0        | 0        | 0        | 0        | 0        | 0        | 0        | 0        | 0        | 0        |          |          |          |
| 10/26         | 0        | 0        | 0        | 0.0        | 0        | 0        | 0        | 0            | 0        | 0        | 0        | 0.0        | 0        | 0        | 0          | 0        | 0         | 0         | 0         | 0.0        | 0        | 0          | 0        | 0        | 0        | 0        | 0        | 0          | 0            | 0        | 0        | 0        | 0        | 0        | 0        | 0        | 0        | 0        | 0        | 0        | 0        | 0        |          |          |          |
| 11/5          | 0        | 0        | 0        | 0.0        | 0        | 0        | 0        | 0            | 0        | 0        | 1        | 0.0        | 0        | 0        | 0          | 0        | 0         | 0         | 0         | 0.0        | 0        | 0          | 0        | 0        | 0        | 0        | 0        | 0          | 0            | 0        | 0        | 0        | 0        | 0        | 0        | 0        | 0        | 0        | 0        | 0        | 0        | 0        |          |          |          |
| 11/12         | 0        | 0        | 0        | 0.0        | 0        | 0        | 0        | 0            | 0        | 0        | 1        | 0.0        | 0        | 0        | 0          | 0        | 0         | 0         | 0         | 0.0        | 0        | 0          | 0        | 0        | 0        | 0        | 0        | 0          | 0            | 0        | 0        | 0        | 0        | 0        | 0        | 0        | 0        | 0        | 0        | 0        | 0        | 0        |          |          |          |
| 11/19         |          |          |          |            |          |          |          |              |          |          |          |            |          |          |            |          |           |           |           |            |          |            |          |          |          |          |          |            |              |          |          |          |          |          |          |          |          |          |          |          |          |          |          |          |          |
| 11/26         |          |          |          |            |          |          |          |              |          |          |          |            |          |          |            |          |           |           |           |            |          |            |          |          |          |          |          |            |              |          |          |          |          |          |          |          |          |          |          |          |          |          |          |          |          |
| 12/3          |          |          |          |            |          |          |          |              |          |          |          |            |          |          |            |          |           |           |           |            |          |            |          |          |          |          |          |            |              |          |          |          |          |          |          |          |          |          |          |          |          |          |          |          |          |
| 12/10         |          |          |          |            |          |          |          |              |          |          |          |            |          |          |            |          |           |           |           |            |          |            |          |          |          |          |          |            |              |          |          |          |          |          |          |          |          |          |          |          |          |          |          |          |          |
| 12/17         |          |          |          |            |          |          |          |              |          |          |          |            |          |          |            |          |           |           |           |            |          |            |          |          |          |          |          |            |              |          |          |          |          |          |          |          |          |          |          |          |          |          |          |          |          |
| 12/24         |          |          |          |            |          |          |          |              |          |          |          |            |          |          |            |          |           |           |           |            |          |            |          |          |          |          |          |            |              |          |          |          |          |          |          |          |          |          |          |          |          |          |          |          |          |
| 12/31         |          |          |          |            |          |          |          |              |          |          |          |            |          |          |            |          |           |           |           |            |          |            |          |          |          |          |          |            |              |          |          |          |          |          |          |          |          |          |          |          |          |          |          |          |          |
| 1/7           |          |          |          |            |          |          |          |              |          |          |          |            |          |          |            |          |           |           |           |            |          |            |          |          |          |          |          |            |              |          |          |          |          |          |          |          |          |          |          |          |          |          |          |          |          |
| <b>Totals</b> | <b>2</b> | <b>5</b> | <b>7</b> | <b>1.0</b> | <b>0</b> | <b>0</b> | <b>1</b> | <b>0</b>     | <b>2</b> | <b>4</b> | <b>6</b> | <b>0.0</b> | <b>0</b> | <b>0</b> | <b>0</b>   | <b>0</b> | <b>11</b> | <b>11</b> | <b>22</b> | <b>0.5</b> | <b>0</b> | <b>2</b>   | <b>0</b> | <b>2</b> | <b>1</b> | <b>2</b> | <b>3</b> | <b>0.0</b> | <b>0</b>     | <b>0</b> | <b>0</b> | <b>0</b> | <b>0</b> | <b>0</b> | <b>0</b> | <b>0</b> | <b>0</b> | <b>0</b> | <b>0</b> | <b>0</b> | <b>0</b> | <b>0</b> | <b>0</b> | <b>0</b> | <b>0</b> |

| Date          | CHRISTIAN IZIEN |           |           |            |          |          |          | CALLIAH KANCEY |           |          |           |            |          |          | ZYON MCCOLLUM |          |           |           |           |            |          | KAEVON MERRIWEATHER |          |          |          |           |            |          | RYAN NEAL |          |          |           |           |           |            |          |          |          |          |          |          |          |          |          |   |  |
|---------------|-----------------|-----------|-----------|------------|----------|----------|----------|----------------|-----------|----------|-----------|------------|----------|----------|---------------|----------|-----------|-----------|-----------|------------|----------|---------------------|----------|----------|----------|-----------|------------|----------|-----------|----------|----------|-----------|-----------|-----------|------------|----------|----------|----------|----------|----------|----------|----------|----------|----------|---|--|
|               | Solo            | Asst.     | Tack.     | Sack       | INT      | PD       | FF       | FR             | Solo      | Asst.    | Tack.     | Sack       | INT      | PD       | FF            | FR       | Solo      | Asst.     | Tack.     | Sack       | INT      | PD                  | FF       | FR       | Solo     | Asst.     | Tack.      | Sack     | INT       | PD       | FF       | FR        | Solo      | Asst.     | Tack.      | Sack     | INT      | PD       | FF       | FR       |          |          |          |          |   |  |
| 9/10          | 2               | 1         | 3         | 0.0        | 1        | 1        | 0        | 0              | 0         | 0        | 0         | 0.0        | 0        | 0        | 0             | 0        | 0         | 0         | 0         | 0.0        | 0        | 0                   | 0        | 0        | 0        | 0         | 0          | 0        | 0         | 0        | 0        | 0         | 0         | 0         | 0          | 0        | 0        | 0        | 0        | 0        | 0        | 0        | 0        |          |   |  |
| 9/17          | 2               | 2         | 4         | 0.0        | 1        | 1        | 0        | 0              | 0         | 0        | 0         | 0.0        | 0        | 0        | 0             | 0        | 2         | 1         | 3         | 0.0        | 1        | 0                   | 0        | 0        | 0        | 0         | 0          | 0        | 0         | 0        | 0        | 0         | 0         | 0         | 0          | 0        | 0        | 0        | 0        | 0        | 0        | 0        | 0        | 0        |   |  |
| 9/25          | 5               | 1         | 6         | 0.0        | 0        | 0        | 0        | 0              | 0         | 0        | 4         | 2          | 6        | 0.0      | 1             | 0        | 0         | 0         | 0         | 0          | 0.0      | 0                   | 0        | 0        | 0        | 0         | 0          | 0        | 0         | 0        | 0        | 0         | 0         | 0         | 0          | 0        | 0        | 0        | 0        | 0        | 0        | 0        | 0        | 0        | 0 |  |
| 10/1          | 4               | 2         | 6         | 0.0        | 0        | 0        | 0        | 0              | 0         | 0        |           |            |          |          |               |          | 4         | 0         | 4         | 0.0        | 1        | 0                   | 0        | 0        | 0        | 0         | 0          | 0        | 0         | 0        | 0        | 0         | 0         | 0         | 0          | 0        | 0        | 0        | 0        | 0        | 0        | 0        | 0        | 0        | 0 |  |
| 10/15         | 5               | 0         | 5         | 0.0        | 0        | 0        | 0        | 0              | 0         | 1        | 2         | 3          | 1.0      | 0        | 0             | 0        | 0         | 1         | 0         | 1          | 0.0      | 0                   | 0        | 0        | 0        | 0         | 0          | 0        | 0         | 0        | 0        | 0         | 0         | 0         | 0          | 0        | 0        | 0        | 0        | 0        | 0        | 0        | 0        | 0        | 0 |  |
| 10/22         | 2               | 1         | 3         | 0.0        | 0        | 0        | 0        | 0              | 0         | 0        | 0         | 0.0        | 0        | 0        | 0             | 0        | 0         | 0         | 0         | 0.0        | 0        | 0                   | 0        | 0        | 0        | 0         | 0          | 0        | 0         | 0        | 0        | 0         | 0         | 0         | 0          | 0        | 0        | 0        | 0        | 0        | 0        | 0        | 0        | 0        |   |  |
| 10/26         | 1               | 1         | 2         | 0.0        | 0        | 0        | 0        | 0              | 0         | 0        | 0         | 0.0        | 0        | 0        | 0             | 0        | 0         | 0         | 0         | 0.0        | 0        | 0                   | 0        | 0        | 0        | 0         | 0          | 0        | 0         | 0        | 0        | 0         | 0         | 0         | 0          | 0        | 0        | 0        | 0        | 0        | 0        | 0        | 0        | 0        |   |  |
| 11/5          | 1               | 1         | 2         | 0.0        | 0        | 0        | 0        | 0              | 0         | 0        | 0         | 0.0        | 0        | 0        | 0             | 0        | 0         | 0         | 0         | 0.0        | 0        | 0                   | 0        | 0        | 0        | 0         | 0          | 0        | 0         | 0        | 0        | 0         | 0         | 0         | 0          | 0        | 0        | 0        | 0        | 0        | 0        | 0        | 0        | 0        |   |  |
| 11/12         | 1               | 1         | 2         | 0.0        | 0        | 0        | 0        | 0              | 0         | 0        | 4         | 0          | 0        | 0        | 0             | 0        | 0         | 0         | 0         | 0.0        | 0        | 0                   | 0        | 0        | 0        | 0         | 0          | 0        | 0         | 0        | 0        | 0         | 0         | 0         | 0          | 0        | 0        | 0        | 0        | 0        | 0        | 0        | 0        | 0        |   |  |
| 11/19         |                 |           |           |            |          |          |          |                |           |          |           |            |          |          |               |          |           |           |           |            |          |                     |          |          |          |           |            |          |           |          |          |           |           |           |            |          |          |          |          |          |          |          |          |          |   |  |
| 11/26         |                 |           |           |            |          |          |          |                |           |          |           |            |          |          |               |          |           |           |           |            |          |                     |          |          |          |           |            |          |           |          |          |           |           |           |            |          |          |          |          |          |          |          |          |          |   |  |
| 12/3          |                 |           |           |            |          |          |          |                |           |          |           |            |          |          |               |          |           |           |           |            |          |                     |          |          |          |           |            |          |           |          |          |           |           |           |            |          |          |          |          |          |          |          |          |          |   |  |
| 12/10         |                 |           |           |            |          |          |          |                |           |          |           |            |          |          |               |          |           |           |           |            |          |                     |          |          |          |           |            |          |           |          |          |           |           |           |            |          |          |          |          |          |          |          |          |          |   |  |
| 12/17         |                 |           |           |            |          |          |          |                |           |          |           |            |          |          |               |          |           |           |           |            |          |                     |          |          |          |           |            |          |           |          |          |           |           |           |            |          |          |          |          |          |          |          |          |          |   |  |
| 12/24         |                 |           |           |            |          |          |          |                |           |          |           |            |          |          |               |          |           |           |           |            |          |                     |          |          |          |           |            |          |           |          |          |           |           |           |            |          |          |          |          |          |          |          |          |          |   |  |
| 12/31         |                 |           |           |            |          |          |          |                |           |          |           |            |          |          |               |          |           |           |           |            |          |                     |          |          |          |           |            |          |           |          |          |           |           |           |            |          |          |          |          |          |          |          |          |          |   |  |
| 1/7           |                 |           |           |            |          |          |          |                |           |          |           |            |          |          |               |          |           |           |           |            |          |                     |          |          |          |           |            |          |           |          |          |           |           |           |            |          |          |          |          |          |          |          |          |          |   |  |
| <b>Totals</b> | <b>46</b>       | <b>17</b> | <b>63</b> | <b>0.0</b> | <b>2</b> | <b>2</b> | <b>1</b> | <b>0</b>       | <b>19</b> | <b>7</b> | <b>26</b> | <b>4.0</b> | <b>0</b> | <b>1</b> | <b>0</b>      | <b>0</b> | <b>45</b> | <b>19</b> | <b>64</b> | <b>0.0</b> | <b>0</b> | <b>9</b>            | <b>2</b> | <b>0</b> | <b>7</b> | <b>14</b> | <b>0.0</b> | <b>0</b> | <b>1</b>  | <b>0</b> | <b>0</b> | <b>51</b> | <b>24</b> | <b>75</b> | <b>0.0</b> | <b>0</b> | <b>0</b> | <b>0</b> | <b>0</b> | <b>0</b> | <b>0</b> | <b>0</b> | <b>0</b> | <b>0</b> |   |  |





# 2023 FINAL TEAM RANKINGS

## AMERICAN FOOTBALL CONFERENCE

|               | Total | OFFENSE |      | Total | DEFENSE |      |
|---------------|-------|---------|------|-------|---------|------|
|               |       | Rush    | Pass |       | Rush    | Pass |
| Baltimore     | 3     | *1      | 10   | 4     | 7       | 4    |
| Buffalo       | 2     | 3       | 4    | 6     | 8       | 5    |
| Cincinnati    | 10    | 16      | 7    | 16    | 15      | 15   |
| Cleveland     | 8     | 5       | 8    | *1    | 5       | *1   |
| Denver        | 12    | 8       | 12   | 15    | 16      | 12   |
| Houston       | 5     | 10t     | 3    | 8     | 2       | 13   |
| Indianapolis  | 7     | 4       | 9    | 13    | 13      | 9    |
| Jacksonville  | 6     | 12      | 5    | 12    | 4       | 14   |
| Kansas City   | 4     | 9       | 2    | 2     | 10      | 3    |
| Las Vegas     | 13    | 15      | 11   | 9     | 12      | 7    |
| L.A. Chargers | 9     | 13      | 6    | 14    | 9       | 16   |
| Miami         | *1    | 2       | *1   | 7     | 3       | 8    |
| New England   | 15    | 14      | 14   | 5     | 1       | 6    |
| N.Y. Jets     | 16    | 10t     | 16   | 3     | 14      | 2    |
| Pittsburgh    | 11    | 6       | 13   | 11    | 11      | 10   |
| Tennessee     | 14    | 7       | 15   | 10    | 6       | 11   |

## NATIONAL FOOTBALL CONFERENCE

|               | Total | OFFENSE |      | Total | DEFENSE |      |
|---------------|-------|---------|------|-------|---------|------|
|               |       | Rush    | Pass |       | Rush    | Pass |
| Arizona       | 10    | 3       | 13   | 12    | 16      | 6    |
| Atlanta       | 9     | 6       | 12   | 4     | 9       | 3    |
| Carolina      | 16    | 11      | 16   | 1     | 11      | 1    |
| Chicago       | 11    | 1       | 14   | 5     | *1      | 12   |
| Dallas        | 3     | 8       | 2    | 2     | 8       | 2    |
| Detroit       | 2     | 4       | 1    | 9     | 2       | 13   |
| Green Bay     | 7     | 9       | 7    | 8     | 13      | 4    |
| L.A. Rams     | 4     | 7       | 5    | 10    | 7       | 9    |
| Minnesota     | 6     | 15      | 4    | 7     | 5       | 11   |
| New Orleans   | 8     | 12      | 6    | 6     | 10      | 5    |
| N.Y. Giants   | 15    | 10      | 15   | 14    | 14      | 8    |
| Philadelphia  | 5     | 5       | 9    | 13    | 6       | 15   |
| San Francisco | 1     | 2       | 3    | 3     | 3       | 7    |
| Seattle       | 12    | 14      | 8    | 15    | 15      | 10   |
| Tampa Bay     | 13    | 16      | 10   | 11    | 4       | 14   |
| Washington    | 14    | 13      | 11   | 16    | 12      | 16   |

## NATIONAL FOOTBALL LEAGUE

|               | Total | OFFENSE |      | Total | DEFENSE |      |
|---------------|-------|---------|------|-------|---------|------|
|               |       | Rush    | Pass |       | Rush    | Pass |
| Arizona       | 19    | 4       | 26   | 25    | 32      | 13   |
| Atlanta       | 17    | 9       | 22   | 11    | 20      | 8    |
| Baltimore     | 6     | *1      | 21   | 6     | 14      | 6    |
| Buffalo       | 4     | 7       | 8    | 9     | 15      | 7    |
| Carolina      | 32    | 20      | 32   | 4     | 23      | 3    |
| Chicago       | 20    | 2       | 27   | 12    | *1      | 25   |
| Cincinnati    | 22    | 31      | 15   | 31    | 26      | 28   |
| Cleveland     | 16    | 12      | 19   | *1    | 11      | *1   |
| Dallas        | 5     | 14      | 3    | 5     | 16      | 5    |
| Denver        | 26    | 18      | 24   | 29    | 30      | 22   |
| Detroit       | 3     | 5       | 2    | 19    | 2       | 27   |
| Green Bay     | 11    | 15      | 12   | 17    | 28      | 9    |
| Houston       | 12    | 22T     | 7    | 14    | 6       | 23   |
| Indianapolis  | 15    | 10      | 20   | 24    | 24      | 16   |
| Jacksonville  | 13    | 24      | 9    | 22    | 9       | 26   |
| Kansas City   | 9     | 19      | 6    | 2     | 18      | 4    |
| Las Vegas     | 27    | 30      | 23   | 15    | 21      | 12   |
| L.A. Chargers | 18    | 25      | 13   | 28    | 17      | 30   |
| L.A. Rams     | 7     | 11      | 10   | 20    | 12      | 20   |
| Miami         | *1    | 6       | *1   | 10    | 7       | 15   |
| Minnesota     | 10    | 29      | 5    | 16    | 8       | 24   |
| New England   | 30    | 26      | 28   | 7     | 4       | 11   |
| New Orleans   | 14    | 21      | 11   | 13    | 22      | 10   |
| N.Y. Giants   | 29    | 16      | 31   | 27    | 29      | 19   |
| N.Y. Jets     | 31    | 22T     | 30   | 3     | 25      | 2    |
| Philadelphia  | 8     | 8       | 16   | 26    | 10      | 31   |
| Pittsburgh    | 25    | 13      | 25   | 21    | 19      | 17   |
| San Francisco | 2     | 3       | 4    | 8     | 3       | 14   |
| Seattle       | 21    | 28      | 14   | 30    | 31      | 21   |
| Tampa Bay     | 23    | 32      | 17   | 23    | 5       | 29   |
| Tennessee     | 28    | 17      | 29   | 18    | 13      | 18   |
| Washington    | 24    | 27      | 18   | 32    | 27      | 32   |

t = Tied for position

\* = League Leader

FRONT OFFICE

PLAYERS

2023 REVIEW

HISTORY

RECORDS

SIDELINES

## 2023 NFL STANDINGS

## AMERICAN FOOTBALL CONFERENCE

## EAST DIVISION

| Team        | W  | L  | T | PCT  | PF  | PA  |
|-------------|----|----|---|------|-----|-----|
| Buffalo     | 11 | 6  | 0 | .647 | 451 | 311 |
| x - Miami   | 11 | 6  | 0 | .647 | 496 | 391 |
| N.Y. Jets   | 7  | 10 | 0 | .412 | 268 | 355 |
| New England | 4  | 13 | 0 | .235 | 236 | 366 |

## NORTH DIVISION

| Team           | W  | L | T | PCT  | PF  | PA  |
|----------------|----|---|---|------|-----|-----|
| Baltimore      | 13 | 4 | 0 | .765 | 483 | 280 |
| x - Cleveland  | 11 | 6 | 0 | .647 | 396 | 362 |
| x - Pittsburgh | 10 | 7 | 0 | .588 | 304 | 324 |
| Cincinnati     | 9  | 8 | 0 | .529 | 366 | 384 |

## SOUTH DIVISION

| Team         | W  | L  | T | PCT  | PF  | PA  |
|--------------|----|----|---|------|-----|-----|
| Houston      | 10 | 7  | 0 | .588 | 377 | 353 |
| Jacksonville | 9  | 8  | 0 | .529 | 377 | 371 |
| Indianapolis | 9  | 8  | 0 | .529 | 396 | 415 |
| Tennessee    | 6  | 11 | 0 | .353 | 305 | 367 |

## WEST DIVISION

| Team          | W  | L  | T | PCT  | PF  | PA  |
|---------------|----|----|---|------|-----|-----|
| Kansas City   | 11 | 6  | 0 | .647 | 371 | 294 |
| Las Vegas     | 8  | 9  | 0 | .471 | 332 | 331 |
| Denver        | 8  | 9  | 0 | .471 | 357 | 413 |
| L.A. Chargers | 5  | 12 | 0 | .294 | 346 | 398 |

## NATIONAL FOOTBALL CONFERENCE

## EAST DIVISION

| Team             | W  | L  | T | PCT  | PF  | PA  |
|------------------|----|----|---|------|-----|-----|
| Dallas           | 12 | 5  | 0 | .706 | 509 | 315 |
| x - Philadelphia | 11 | 6  | 0 | .647 | 433 | 428 |
| N.Y. Giants      | 6  | 11 | 0 | .353 | 266 | 407 |
| Washington       | 4  | 13 | 0 | .235 | 329 | 518 |

## NORTH DIVISION

| Team          | W  | L  | T | PCT  | PF  | PA  |
|---------------|----|----|---|------|-----|-----|
| Detroit       | 12 | 5  | 0 | .706 | 461 | 395 |
| x - Green Bay | 9  | 8  | 0 | .529 | 383 | 350 |
| Minnesota     | 7  | 10 | 0 | .412 | 344 | 362 |
| Chicago       | 7  | 10 | 0 | .412 | 360 | 379 |

## SOUTH DIVISION

| Team        | W | L  | T | PCT  | PF  | PA  |
|-------------|---|----|---|------|-----|-----|
| Tampa Bay   | 9 | 8  | 0 | .529 | 348 | 325 |
| New Orleans | 9 | 8  | 0 | .529 | 402 | 327 |
| Atlanta     | 7 | 10 | 0 | .412 | 321 | 373 |
| Carolina    | 2 | 15 | 0 | .118 | 236 | 416 |

## WEST DIVISION

| Team          | W  | L  | T | PCT  | PF  | PA  |
|---------------|----|----|---|------|-----|-----|
| San Francisco | 12 | 5  | 0 | .706 | 491 | 298 |
| x - L.A. Rams | 10 | 7  | 0 | .588 | 404 | 377 |
| Seattle       | 9  | 8  | 0 | .529 | 364 | 402 |
| Arizona       | 4  | 13 | 0 | .235 | 330 | 455 |

x- Wild Card qualifier for playoffs

## 2023 NFL PLAYOFFS AT A GLANCE

(Home team in CAPS)

## AFC Wild Card Playoff Games

**Saturday, January 13**  
HOUSTON 45, Cleveland 14

**Saturday, January 13**  
KANSAS CITY 26, Miami 7

**Monday, January 15**  
BUFFALO 31, Pittsburgh 17

## NFC Wild Card Playoff Games

**Sunday, January 14**  
Green Bay 48, DALLAS 32

**Sunday, January 14**  
DETROIT 24, L.A. Rams 23

**Monday, January 15**  
TAMPA BAY 32, Philadelphia 9

## AFC Divisional Playoff Games

**Saturday, January 20**  
BALTIMORE 34, Houston 10

**Sunday, January 21**  
Kansas City 27, BUFFALO 24

## NFC Divisional Playoff Games

**Saturday, January 20**  
SAN FRANCISCO 24, Green Bay 21

**Sunday, January 21**  
DETROIT 31, Tampa Bay 23

## AFC Championship Game

**Sunday, January 28**  
Kansas City 17, BALTIMORE 10

## NFC Championship Game

**Sunday, January 28**  
SAN FRANCISCO 34, Detroit 31

## SUPER BOWL LVIII (Las Vegas, NV)

**Sunday, February 11**  
Kansas City 25, San Francisco 22

# HISTORY



# HISTORICAL HIGHLIGHTS

## PRE-1974

**TAMPA STADIUM DEDICATED (11/4/67)** – Tennessee defeats the University of Tampa, 38-0 in the first contest played in the facility. The 46,700-seat stadium costs \$4.1 million to build.

**FIRST PRESEASON GAME (8/10/68)** – Washington defeats Atlanta 16-14 before a crowd of 42,000 in first NFL action at new stadium.

**EXPANSION COMMITTEE FORMED (11/68)** – Suncoast Pro Football Committee is formed with the purpose of securing an NFL franchise for Tampa Bay. The group functions until 1972 when the Tampa Chamber of Commerce formally appoints the West Coast NFL Task Force headed by Tampa businessman J. Leonard Levy.

## 1974

**TAMPA BAY AWARDED FRANCHISE (4/24)** – Tampa Bay is awarded the league's 27th franchise. As part of the award, Tampa Stadium will be enlarged to 72,000 seats.

**MCCLOSKEY SELECTED AS OWNER (10/30)** – Philadelphia construction executive Tom McCloskey is awarded the new Tampa Bay franchise, but soon declines ownership.

**CULVERHOUSE AWARDED OWNERSHIP (12/5)** – Hugh F. Culverhouse, a Jacksonville attorney and real estate investor who had previously declined ownership of the Seattle franchise due to geographic reasons, is awarded the Tampa Bay franchise.

## 1975

**TEAM NICKNAME ANNOUNCED (2/15)** – After reviewing over 400 name possibilities, an advisory board announces the team's new nickname will be the Buccaneers.

**BUCCANEERS UNVEIL LOGO AND COLORS (4/15)** – The team unveils a logo designed by Tampa Tribune artist Lamar Sparkman consisting of Florida orange, white and red.

**STADIUM LEASE APPROVED (4/21)** – The Tampa Sports Authority unanimously approves a 30-year lease agreement with the Buccaneers for use of Tampa Stadium. Three days later, the Tampa City Council votes 6-1 to approve the lease and expansion to 72,000 seats.

**STADIUM EXPANSION BEGINS (7/9)** – Ground is broken for the expansion of Tampa Stadium, financed by the sale of \$13 million in bonds by the Tampa Sports Authority.

**MCKAY NAMED COACH (10/31)** – John McKay leaves the University of Southern California where he had coached four national championship teams, signing a five-year contract to coach the Buccaneers.

**BUCS PLACED IN DIVISION (11/4)** – Tampa Bay is placed in the AFC West with the understanding that it will switch to the NFC Central the following season.

**BUCS WIN FIRST OVERALL SELECTION (12/27)** – In a drawing held prior to the Pittsburgh vs. Baltimore playoff game, Bucs owner Hugh Culverhouse is awarded the first pick in the following year's NFL college draft while Seattle receives the initial pick in the veteran allocation draft.

## 1976

**WARNER BUYS LARGE SHARE OF TEAM (2/15)** – Cincinnati businessman Marvin L. Warner, president of Warner National Corp. and a longtime friend of Hugh Culverhouse, buys a large share of the team.

**VETERAN ALLOCATION DRAFT (3/30)** – The Buccaneers stock their roster by adding 39 players through the NFL's veteran allocation draft.

**FIRST TRADE ANNOUNCED (4/2)** – The Bucs make the first trade in franchise history, acquiring former Heisman Trophy winner QB Steve Spurrier from the San Francisco 49ers for two players and a second-round draft choice.

**SELMON DRAFTED (4/8)** – Tampa Bay takes Lee Roy Selmon with the first selection in the NFL college draft.

**INAUGURAL SEASON BEGINS (7/31)** – In the team's first-ever preseason action, the Bucs lose 26-3 at the hands of the Los Angeles Rams at the L.A. Coliseum. PK Paul Rejecki's 18-yard FG goes down as the first points in team history.

**FIRST PRESEASON VICTORY (8/14)** – The Buccaneers win their first preseason game, defeating the Atlanta Falcons 17-3 at the Jacksonville Gator Bowl.

**REGULAR SEASON OPENER (9/12)** – Tampa Bay loses its first regular season game 20-0 at Houston.

**GREEN SCORES FIRST REGULAR SEASON POINTS (9/26)** – In a 14-9 loss to the Buffalo Bills, K Dave Green connects on a 39-yard FG, posting the franchise's first regular season points.

## 1977

**FIRST REGULAR SEASON VICTORY (12/11)** – The Bucs tie an NFL record with three interceptions returned for TDs and end 26 games of frustration with their first regular season victory, a 33-14 win at New Orleans. Over 8,000 fans greet the team when it returns to One Buccaneer Place.

**BACK-TO-BACK WINS (12/18)** – Tampa Bay wins its second game in a row and first at home, beating the St. Louis Cardinals 17-7.

## 1978

**TAMPA HOSTS PRO BOWL (1/23)** – Tampa Stadium is the site of the 1978 Pro Bowl.

**DUBOSE RUNS FOR 100 YARDS (10/15)** – RB Jimmy DuBose becomes the first Buc to rush for 100 yards in a game (109 yards on 24 carries) as the Bucs lose on the road to the Giants 17-14.

**BUCS REACH .500 (10/22)** – Tampa Bay defeats Chicago 33-19 to up its record to 4-4, but injuries ultimately cripple the team during the second half of the season.

## 1979

**CULVERHOUSE BUYS CONTROLLING INTEREST (1/3)** – Hugh Culverhouse purchases Marvin Warner's minority interest, thereby gaining control of the team.

**PEAR BECOMES FIRST PRO BOWL BUC (1/29)** – DT Dave Pear becomes the first Buccaneer to play and start in the Pro Bowl.

**BUCS JUMP OUT TO HOTTEST START OF SEASON (9/30)** – The Buccaneers lay claim to the best record in the league by beating the Bears 17-13 at Chicago and running their record to 5-0, the best start in team history and a franchise record for consecutive victories that would not be matched until 1997.

**BELL REACHES 1,000-YARD MARK (11/25)** – RB Ricky Bell becomes the first rusher in team history to reach 1,000 yards after compiling 101 yards on the ground in a 23-22 loss to the Minnesota Vikings. Bell eventually finishes the season with 1,263 rushing yards.

**BUCS CLINCH FIRST-EVER NFC CENTRAL TITLE (12/16)** - The Bucs defeat the Kansas City Chiefs 3-0 in a torrential downpour in Tampa to win the NFC Central Division and earn the first-ever playoff berth in team history. Neil O'Donoghue drills a 19-yard field goal for the game's only points as RB Ricky Bell gains 137 yards on the ground.

**SELMON NAMED NFL DEFENSIVE PLAYER OF THE YEAR (12/20)** - DE Lee Roy Selmon becomes first player in team history to be named NFL Defensive Player of the Year. Selmon recorded 117 tackles, two fumble recoveries, three forced fumbles and 11 sacks during the 1979 regular season.

**TAMPA BAY WINS FIRST PLAYOFF GAME (12/29)** - Led by RB Ricky Bell's 142-yard, two-touchdown performance, the Bucs defeat the Philadelphia Eagles 24-17 in their first-ever playoff appearance.

## 1980

**BUCS FINISH ONE GAME SHORT OF THE SUPER BOWL (1/6)** - The team's first playoff season comes to an end as the Bucs lose 9-0 to the Los Angeles Rams in the NFC Championship Game played in Tampa Stadium.

**MCKAY GIVEN CONTRACT EXTENSION (1/7)** - Head Coach John McKay is given a five-year contract extension. It is also announced that he will become the team's president upon his retirement from coaching.

**SELMON BECOMES SECOND PRO BOWLER (1/29)** - DE Lee Roy Selmon becomes the team's second player to see Pro Bowl action.

**TAMPA BAY MAKES PRIME TIME DEBUT (9/11)** - The Buccaneers avenge the previous January's NFC Championship Game defeat (9-0) with a 10-9 victory over the Los Angeles Rams in Tampa Bay's first-ever appearance on ABC's prime time football series (Thursday night game).

**BUCS RUN WILD IN WIN OVER GIANTS (11/2)** - Tampa Bay running backs account for a team record 244 rushing yards (later surpassed) en route to a 30-13 victory over the N.Y. Giants.

## 1981

**TAMPA BAY DEFEATS ATLANTA, MOVES INTO FIRST PLACE (12/6)** - The Buccaneers, led by QB Doug Williams' season-best 336 passing yards, pull out a 24-23 victory over the Atlanta Falcons. The win is Tampa Bay's third in a row and places the team in sole possession of first place in the NFC Central.

**BUCS CLINCH SECOND NFC TITLE IN THREE YEARS (12/20)** - Tampa Bay wins an exciting showdown in Detroit, besting the Lions 20-17 and securing the NFC Central Division title. WR Kevin House reels in an 84-yard touchdown strike from QB Doug Williams and DT David Logan returns a fumble recovery 21 yards for another Buc score.

## 1982

**BUCS ELIMINATED FROM PLAYOFFS (1/2)** - Dallas Cowboys defeat the Bucs 38-0 at Texas Stadium.

**PLAYERS STRIKE ANNOUNCED (9/20)** - The NFL Players Association announces the beginning of the union's strike.

**LABOR PEACE REACHED (11/16)** - After a 57-day strike, the NFL Management Council and the NFL Players Association announce a settlement.

**TAMPA BAY WINS FIRST MONDAY NIGHT GAME AT HOME (11/29)** - After starting off 0-3, Tampa Bay defeats the cross-state rival Miami Dolphins 23-17, marking the first Monday Night victory at Tampa Stadium.

## 1983

**BUCS REACH PLAYOFFS FOR THIRD TIME IN FOUR YEARS (1/2)** - QB Doug Williams leads a fierce rally from a 17-point halftime deficit as K Bill Capece's 33-yard field goal in overtime secures the Buccaneer victory. The team wins five of its last six games, securing each victory in the final minute.

**DALLAS ENDS TAMPA BAY'S PLAYOFF HOPES (1/9)** - The Dallas Cowboys defeat Tampa Bay 30-17 in the first round of playoffs.

**WILDER SETS SINGLE-GAME RECORDS (11/6)** - RB James Wilder sets team marks for combined yards (239) and rushing yards (219) in a game, helping the Bucs break into the win column for the first time.

## 1984

**TAMPA HOSTS SUPER BOWL XVIII (1/22)** - The Los Angeles Raiders defeat the Washington Redskins 38-9 in front of a crowd of 72,920 as Tampa hosts its first Super Bowl.

**WILDER RUNS FOR 172 YARDS IN WIN OVER PACKERS (9/30)** - RB James Wilder carries the ball a record 43 times for 172 yards in leading Tampa Bay to a 30-27 overtime victory over the Green Bay Packers. Wilder eventually goes on to record the best rushing season in Bucs history, compiling 1,544 yards and 13 touchdowns on an NFL record 407 carries.

**MCKAY ANNOUNCES RESIGNATION (11/5)** - Head Coach John McKay announces his resignation, effective at the end of the season. The announcement comes one day after a 27-24 loss at Minnesota with the Bucs owning a 4-6 record.

**MCKAY'S FINAL GAME (12/16)** - Tampa Bay defeats the N.Y. Jets 41-21 in John McKay's final game as a head coach. He finishes an overall 171-128-9, including a 44-88-1 mark as the Bucs' head coach.

## 1985

**BENNETT NAMED HEAD COACH (1/23)** - Hugh Culverhouse names former Atlanta Falcons head coach Leeman Bennett as John McKay's replacement.

**SELMON PLAYS IN FINAL PRO BOWL (1/27)** - DE Lee Roy Selmon plays in his sixth and final Pro Bowl. A herniated disk, which eventually required surgery, is discovered in his back at the game. The injury later forces Selmon to retire after missing the entire 1985 season.

**BUCS RECORD FIRST SHUTOUT SINCE '79 (11/10)** - Tampa Bay defeats the St. Louis Cardinals 16-0, marking the team's first shutout since 1979 (vs. Kansas City), and snapping a nine-game losing streak.

## 1986

**SELMON'S JERSEY RETIRED (9/7)** - In halftime ceremonies at the season-opener versus San Francisco, six-time Pro Bowler DE Lee Roy Selmon's jersey is retired. Selmon's number 63 becomes the first and only jersey in team history to be retired.

**BENNETT FIRED (12/29)** - Leeman Bennett is relieved of his position after compiling a 4-28 record as the Bucs' head coach.

**PERKINS NAMED HEAD COACH (12/31)** - Former Alabama Head Coach Ray Perkins is hired as the Bucs' Head Coach and Vice-President/Football Operations.

## 1987

**TAMPA BAY AWARDED SUPER BOWL XXV (5/20)** - Tampa is awarded the Silver Anniversary Super Bowl to be played on January 27, 1991.

**BUCS OPEN SEASON WITH ROUT OF ATLANTA (9/13)** – QB Steve DeBerg establishes a franchise record with five touchdown passes and the Bucs set marks for most points (48) and largest margin of victory (38) in a 48-10 besting of Atlanta.

**STRIKE INTERRUPTS SEASON (10/1)** – The NFL Players Association calls for its second work stoppage in six seasons. After a 24-day strike in which replacement players were used in three games, the NFL and Players Union come to an agreement.

## 1988

**TESTAVERDE PASSES FOR 469 YARDS (10/16)** – QB Vinny Testaverde passes for the second-highest single-game yardage in franchise history (469) at Indianapolis.

**BUCS DEFEAT EVENTUAL AFC CHAMPION BUFFALO (12/4)** – Tampa Bay's win over the eventual AFC Champion Buffalo Bills is the first 10-5 score in NFL history.

## 1989

**TAMPA BAY DEFEATS CHICAGO FOR FIRST TIME IN 13 TRIES (10/8)** – The Bucs score 28 first half points (second most in team history) to end 12 games of frustration against the Bears before the largest crowd ever at a Bucs game (72,077).

**BUCS COMPLETE SEASON SWEEP OF BEARS (11/19)** – K Donald Igwebuikwe's last-second 28-yard field goal completes the first-ever season sweep of Chicago. The win marks the Bucs' first at Soldier Field in 10 years (9/30/79).

**WR MARK CARRIER FINISHES PRO BOWL SEASON (12/24)** – With six catches for 101 yards versus Pittsburgh, WR Mark Carrier caps off a Pro Bowl season in which he set club records of 86 receptions and 1,422 receiving yards.

## 1990

**TAMPA BAY JUMPS OUT TO BEST START SINCE '79 (9/30)** – After beating the Minnesota Vikings 23-20 in overtime, the Bucs run their record to 3-1.

**PERKINS FIRED (12/3)** – Head Coach Ray Perkins is relieved of his position after Tampa Bay drops to 5-8. Assistant Head Coach/Receivers Richard Williamson is named interim head coach.

## 1991

**GIANTS WIN SUPER BOWL XXV (1/23)** – The N.Y. Giants win Super Bowl XXV in thrilling fashion, beating the Buffalo Bills 21-19 at Tampa Stadium.

**WILLIAMSON NAMED HEAD COACH (2/4)** – Gay Culverhouse is announced as the team's new president, Phil Krueger is named general manager and Richard Williamson becomes the full-time head coach.

**COBB SETS TEAM RECORD FOR RUSHING TDS IN A GAME (11/20)** – RB Reggie Cobb establishes a team mark with three rushing scores in a 30-21 Buccaneer triumph over the Detroit Lions.

**SELMON, BELL AND MCKAY HONORED (12/8)** – DE Lee Roy Selmon, RB Ricky Bell and Head Coach John McKay are inducted into the team's Krewé of Honor.

**WILLIAMSON FIRED (12/27)** – Richard Williamson is relieved as head coach after compiling a 4-15 record.

## 1992

**WYCHE NAMED HEAD COACH (1/10)** – Former Cincinnati Bengals Head Coach Sam Wyche is named as Richard Williamson's replacement. Wyche becomes the fifth head coach in Tampa Bay history.

**WILLIAMS INDUCTED INTO KREWÉ OF HONOR (9/6)** – QB Doug Williams becomes the third player inducted into the team's Krewé of Honor.

**COBB RECORDS FIFTH-BEST RUSHING SEASON (12/27)** – The Bucs defeat the Phoenix Cardinals 7-3 as RB Reggie Cobb caps off the fifth-best rushing performance in team history (1,171 yards).

## 1993

**BUCS SIGN NICKERSON AS AN UNRESTRICTED FREE AGENT (3/18)** – Former Pittsburgh Steelers LB Hardy Nickerson signs a three-year contract to become the Buccaneers' first free agent acquisition under the NFL's new Collective Bargaining Agreement.

**NICKERSON EARNS PRO BOWL SELECTION (12/29)** – After compiling a team record 214 tackles, Nickerson is voted as the NFC's starting linebacker in the Pro Bowl and later becomes only the second Buccaneer to be named AP All-Pro.

## 1994

**CULVERHOUSE DIES (8/25)** – Hugh Culverhouse dies of lung cancer at the age of 75. The team is placed under control of a three-man trust headed by Culverhouse's law partner Steven Story, along with Jack Donlan and Fred Cone.

**MCKAY NAMED GENERAL MANAGER (11/8)** – Vice-President/Football Operations Rich McKay is promoted to General Manager.

**RHETT RUSHES FOR 192 YARDS (12/4)** – RB Errict Rhett records the second-best single-game rushing total in team history when he rambles for 192 yards on 40 carries (third-most in team annals) in a 26-21 victory over the Washington Redskins. Rhett eventually becomes the first Buc rookie to rush for over 1,000 yards (1,011).

**BUCS SELL OUT SEASON FINALE (12/24)** – The Buccaneers are defeated by the Packers 34-19 in front of the first sellout at Tampa Stadium in two years (11/15/92).

## 1995

**BUCCANEERS SOLD TO MALCOLM GLAZER (1/16)** – Steven Story announces that, pending NFL approval, the Buccaneers have been sold to Palm Beach investor Malcolm Glazer for the highest price ever paid for a sports franchise.

**NFL APPROVES SALE OF TEAM (3/13)** – NFL owners unanimously approve Malcolm Glazer's purchase of the Buccaneers one day after the NFL Finance Committee gave its unanimous approval at the Owner's Meetings in Phoenix, AZ.

**BUCS SIGN DRAFT PICKS IN RECORD FASHION (5/10)** – With the signing of second-round selection S Melvin Johnson, Tampa Bay becomes the quickest team in NFL history to sign all its draft picks.

**SALE OF THE TEAM IS FINALIZED (6/30)** – Malcolm Glazer officially becomes the team's new owner after the sale of the team is finalized in Charlotte, NC. Bryan and Joel Glazer are named executive vice-presidents.

**SELMON INDUCTED INTO HALL OF FAME (7/29)** – DE Lee Roy Selmon becomes the first Buccaneer inducted into the NFL Hall of Fame. Selmon is introduced by his brother and former Buc teammate Dewey.

**BUCS MOVE INTO SOLE POSSESSION OF FIRST PLACE (10/15)** – K Michael Husted's 51-yard game-winning FG propels Tampa Bay past Minnesota and into sole possession of first place in the NFC Central Division. The victory marks the first time since the final day of the 1981 season that the team has been alone in first place.

**GRUBER MARKS RECORD START (11/26)** – LT Paul Gruber makes his 118th career start, thus surpassing DE Lee Roy Selmon's team record of 117.

**RHETT SURPASSES 1,000-YARD MARK (12/3)** - RB Errict Rhett goes over 1,000 yards for the second consecutive year to become only the 12th player in NFL history to accomplish the feat in his first two league seasons.

**WYCHE IS FIRED (12/27)** - The team announces that Sam Wyche will not return as head coach in 1996. Wyche leaves his post with a 23-41 record.

## 1996

**DUNGY NAMED HEAD COACH (1/22)** - Minnesota Defensive Coordinator Tony Dungy is named as the Buccaneers' sixth head coach.

**NICKERSON RE-SIGNS WITH TEAM (2/22)** - LB Hardy Nickerson, the Buccaneers' Most Valuable Player in 1993 and '95, agrees to a four-year deal to remain with the team.

**COMMUNITY INVESTMENT TAX PASSES (9/3)** - Hillsborough County voters pass the Community Investment Tax by a 53-47% margin. The tax will fund the construction of a new stadium and practice facility as well as various other community projects.

**DUNGY WINS FIRST GAME (10/8)** - Tony Dungy earns his first victory as Buccaneer head coach with a 24-13 victory over his former team, the Minnesota Vikings.

**BUCS DEFEAT CHARGERS FOR FIRST CALIFORNIA WIN SINCE '80 (11/17)** - Tampa Bay edges the San Diego Chargers 25-17 to earn its first victory in California since 1980 (24-23 vs. San Francisco).

## 1997

**GRUBER RE-SIGNS (2/13)** - LT Paul Gruber, the team's designated franchise player and cornerstone of the Buc offensive line for the past eight years, signs a three-year deal to remain in Tampa.

**BUCCANEERS UNVEIL NEW LOGO AND COLORS (4/9)** - The team unveils its eagerly anticipated new logo and color scheme at a noon downtown ceremony. The new logo, consisting of a red pirate flag with a skull and crossed swords, draws instant rave reviews. The team colors are Buccaneer red, pewter, black and orange.

**STATE SUPREME COURT RULES IN FAVOR OF COUNTY, BUCS (5/22)** - The Florida State Supreme Court refuses former Tampa Mayor Bill Poe's opposition to the stadium. In a 7-0 decision, the Court rules all aspects of the tax are constitutional.

**BUCS START SEASON WITH FIVE CONSECUTIVE WINS (9/28)** - The Buccaneers match the franchise record for most consecutive wins at the start of a season with five. After a 13-6 season-opening defeat of the San Francisco 49ers, the team rolls on to road victories at Detroit (9/7) and Minnesota (9/14) and home defeats of Miami (9/21) and Arizona (9/28).

**MAYBERRY ATTAINS CONSECUTIVE STARTS RECORD (10/26)** - C Tony Mayberry achieves one of the more remarkable achievements in team history by surpassing Dave Logan's streak of 103 consecutive games started in the team's 10/26 contest versus Minnesota.

**CULPEPPER BECOMES FIRST TO BAG TRIFECTA TWICE IN SAME SEASON (11/9)** - DT Brad Culpepper enters the team's sack race with a three-sack performance against Arizona (9/28) in a week-five contest, becoming just the fifth player in team history to do so. Little more than a month later, he becomes the first player in team annals to accomplish the feat twice in the same season with a trio of sacks at Atlanta.

**BUCS SET SINGLE-GAME ATTENDANCE MARK (12/7)** - After setting a new single-game attendance record earlier in the season on 9/21 against Miami (73,314), the Bucs eclipse that mark when 73,523 are in attendance for the team's 6-17 loss to the Green Bay Packers.

**BUCS TIE FRANCHISE RECORD FOR WINS (12/21)** - By virtue of their season-ending 31-15 downing of the Chicago Bears, the Bucs match the club record for most regular season victories in a season with 10, assuring themselves an NFC Wild Card berth.

**FIRST PLAYOFF GAME PLAYED IN TAMPA IN 15 YEARS (12/28)** - The Buccaneers defeat the Detroit Lions 20-10 in front of a sellout crowd of 73,361 in the final game played at Houlihan's Stadium. The game is marked by outstanding individual performances, including FB Mike Alstott's team playoff-record 31-yard touchdown run in which he barrels through a variety of Lions defenders.

## 1998

**NFL-HIGH EIGHT BUCS PLAY IN PRO BOWL (2/1)** - As further recognition of the team's dramatic rise in league prominence, a team-record and NFL-most eight Buc players are selected to play in the Pro Bowl. Joining third-time selection LB Hardy Nickerson are first timers FB Mike Alstott, LB Derrick Brooks, QB Trent Dilfer, RB Warrick Dunn, S John Lynch, C Tony Mayberry and DT Warren Sapp.

**DUNGY RECEIVES NEW CONTRACT (3/11)** - After tying the franchise record for victories in a season with 10, Head Coach Tony Dungy is rewarded by Owner Malcolm Glazer with a new five-year contract that essentially voids out his original contract.

**SAPP SIGNS EXTENSION TO BECOME TEAM'S HIGHEST-PAID PLAYER (3/18)** - Pro Bowl DT Warren Sapp agrees to a six-year contract that makes him the wealthiest player in team history and one of the highest paid defensive tackles in the league.

**MCKAY RECEIVES CONTRACT EXTENSION (4/30)** - Owner Malcolm Glazer rewards General Manager Rich McKay with a new five-year contract extension for his efforts in assembling one of the league's most talent-rich rosters. McKay's new deal guarantees that he will be with the team through the 2002 season.

**BUCS SELL OUT INAUGURAL RAYMOND JAMES STADIUM SEASON (8/2, 8/15)** - For the first time in team history, the Buccaneers entire home schedule is sold out before the season begins. Though the Bucs will play seven straight road games (including pre-season) to open 1998, the entire sum of single-game tickets for the eight home games in Raymond James Stadium sells out on the first day of availability.

**BUCS OPEN NEW ERA IN RAYMOND JAMES STADIUM WITH DRAMATIC VICTORY (9/20)** - Raymond James Stadium, already known as 'The Crown Jewel of the NFL', officially opens as the Buccaneers take on arch-rival Chicago. TE Dave Moore's acrobatic one-handed touchdown catch sparks a 27-point rally as Tampa Bay wins its Raymond James Stadium debut, 27-15.

**TAMPA BAY OUTGUNS UNDEFEATED MINNESOTA IN RAYMOND JAMES SHOOTOUT (11/1)** - The Buccaneers run their Raymond James Stadium record to 4-0 with an eye-opening, 27-24 upset of the previously undefeated Minnesota Vikings. The Vikings' only regular-season loss of 1998 is powered by a Buccaneer-record 246 rushing yards, including the first dual-100-yard performance in team history by FB Mike Alstott (128 yards) and RB Warrick Dunn (115).

**FIRST MONDAY NIGHT FOOTBALL VICTORY IN 16 YEARS COMES AT EXPENSE OF PACKERS (12/7)**

- Having ended a 15-year hiatus from ABC's Monday Night Football earlier in the year at Detroit, Tampa Bay records its first MNF victory since 1982 with a 24-22 dismissal of Green Bay. QB Trent Dilfer completes 64 and 62-yard TD passes to WR Jacquez Green and WR Reidel Anthony and the Buccaneer defense records eight sacks and a team-record eight forced fumbles.

**BUCS BLANK CINCY FOR FIRST ROAD SHUTOUT (12/27)**

- Tampa Bay records the third shutout in team history, the first since 1985 and the first on the road with a 35-0 dismantling of Cincinnati in the season finale. FB Mike Alstott ties a team-record with three touchdown runs as the Bucs open a 28-0 lead by halftime.

**1999****FIVE BUCS MAKE REPEAT PRO BOWL VISIT (2/7)**

- A five-some of Bucs, the second-largest contingent in team history, represents the NFC in the Pro Bowl; all five are repeat honorees from the team's NFL-high group of eight Pro Bowlers in 1998. LB Hardy Nickerson makes his fourth visit, tying TE Jimmie Giles for the second-most in team history, and DT Warren Sapp, LB Derrick Brooks, C Tony Mayberry and FB Mike Alstott all make their second trips.

**BUCS COMPLETE UNDEFEATED PRESEASON (9/3)**

- Rookie QB Shaun King hits rookie WR Darnell McDonald on a three-yard TD pass with seven seconds left, lifting the Bucs to a 16-13 win over host Washington. The victory caps a 4-0 preseason campaign, the franchise's first in 16 years.

**SACK ATTACK SMOTHERS EAGLES (9/19)**

- Tampa Bay's swarming defensive line racks up nine sacks in a 19-5 win at Philadelphia. DT Warren Sapp and DE Chidi Ahanotu each collect three sacks, while DE Marcus Jones bags two and DT Brad Culpepper adds one. The nine-sack effort falls one sack short of the team record of 10, set in 1979 at Baltimore.

**GRAMATICA BOOTS ATLANTA (11/21)**

- Rookie K Martin Gramatica kicks four FGs, including a game-winning 53-yarder with 58 seconds remaining, to rally Tampa Bay to a 19-10 win over Atlanta at Raymond James Stadium. Gramatica had earlier nailed attempts from 24, 26 and 50 yards. He became the first Buccaneer kicker to boot two 50-plus-yard FGs in one game. The last time a rookie K booted a game-winning FG of that length was San Francisco's Steve Mike-Meyer, who nailed a 54-yarder against the Rams (11/9/75).

**KING SHINES IN RELIEF ROLE (11/28)**

- Rookie QB Shaun King replaces an injured Trent Dilfer (clavicle) and escorts Tampa Bay to a 16-3 win at Seattle. The win marks the club's first in the Kingdom. King hits WR Jacquez Green for his first career completion, then later lofts a scoring toss to TE Patrick Hape, sealing Tampa Bay's fourth consecutive victory.

**RECORD CROWD LIFTS BUCS TO MONDAY NIGHT WIN (12/6)**

- Tampa Bay beats Minnesota 24-17 before a then-record crowd of 65,741 at Raymond James Stadium. The game marks the starting debut of rookie QB Shaun King, who throws two second-half TD passes. Tampa Bay's swarming defense forces four Viking turnovers, including a 55-yard INT return by CB Donnie Abraham on the third play of the game.

**BUCS WIN SIXTH CONSECUTIVE GAME (12/12)**

- Tampa Bay rallies for two fourth-quarter TDs to defeat Detroit 23-16 at Raymond James Stadium. The win is the Bucs' sixth consecutive triumph, breaking the team mark of five consecutive victories (1979, 1997). In the process, Tampa Bay assumes sole possession of first place in the NFC Central Division.

**BUCS SET HOME WIN MARK AGAINST PACKERS (12/26)**

- Tampa Bay completes its 1999 home slate with a club-record 7-1 mark after a 29-10 triumph over Green Bay. FB Mike Alstott runs for two TDs in the fourth quarter to seal the win. The Bucs' previous best home record was a 6-2 mark, set in 1984 and 1998. Tampa Bay also clinches its fifth-ever playoff appearance.

**2000****BUCS CLAIM FIRST NFC CENTRAL TITLE IN 18 YEARS (1/2)**

- The Bucs beat Chicago 20-6 at Soldier Field to claim their first NFC Central Division title since 1981. Tampa Bay also concludes the regular season with a franchise-record 11 wins. The Bucs rush for 143 yards and hold the potent Bears offense to two FGs. An estimated crowd of 5,000 greets the champs upon their arrival at One Buccaneer Place Sunday night.

**FOUR BUCS EARN FIRST-TEAM-ALL-PRO HONORS (1/8)**

- Four Buccaneers - FB Mike Alstott, LB Derrick Brooks, S John Lynch and DT Warren Sapp - earn first-team All-Pro honors from the Associated Press. Tampa Bay could claim five first team AP All-Pro selections in the franchise's first 23 seasons of existence. The Bucs tied the eventual Super Bowl champion Rams for most players on the 1999 squad.

**SAPP NAMED AP NFL DEFENSIVE PLAYER OF THE YEAR (1/13)**

- DT Warren Sapp earns NFL Defensive Player of the Year honors from the Associated Press. In a poll of 50 media members, Sapp receives 19 votes, edging out Tennessee DE Jevon Kearse. Sapp is the first Buccaneer to win the award since Hall of Famer Lee Roy Selmon won the trophy in 1979. Sapp finished the regular season with 54 tackles and a career-best 12.5 sacks.

**BUCS RALLY PAST REDSKINS IN DIVISIONAL PLAYOFF (1/15)**

- Tampa Bay rallies from a 13-0 deficit to defeat the Washington Redskins 14-13 in an NFC divisional playoff game before a record crowd of 65,835 at Raymond James Stadium. QB Shaun King hits TE John Davis on a one-yard TD toss midway through the fourth quarter to give the Bucs their first and only lead. Tampa Bay's defense holds Washington's second-ranked offense to 157 total yards and no offensive TDs. The win propels the Bucs to their first NFC Championship Game in 20 years.

**TAMPA BAY FALLS ONE WIN SHY OF SUPER BOWL (1/23)**

- Tampa Bay's valiant defensive effort falls short as the St. Louis Rams rally late for an 11-6 win in the NFC Championship Game at the Trans World Dome. The Bucs hold the high-powered Rams offense 22 points below their season average. St. Louis would capture Super Bowl XXXIV the following Sunday in Atlanta.

**SIX BUCS HELP COACHING STAFF DEFEAT AFC IN PRO BOWL (2/6)**

- The NFC, led by Tony Dungy and the rest of the Buccaneers coaching staff, whips the AFC 51-31 in the highest-scoring Pro Bowl ever. Tampa Bay is represented by six players - FB Mike Alstott, LB Derrick Brooks, S John Lynch, C Tony Mayberry, LB Hardy Nickerson and DT Warren Sapp. Alstott scores three TDs and Brooks returns a QB Mark Brunell INT for a score.

**BUCS INK 11-TIME PRO BOWLER MCDANIEL (3/1)**

- The Bucs snag another former Vikings offensive lineman, signing perennial Pro Bowl G Randall McDaniel to a three-year contract. McDaniel, who spent his previous 12 seasons in Minnesota, owns the NFL record for consecutive Pro Bowl starts with 11. He enters the 2000 season with 170 consecutive starts, second only to Tennessee's Bruce Matthews (197) among active players.



**BUCS TRADE FOR JETS WR JOHNSON (4/12)**

- The Bucs trade their two first-round picks (13th, 27th overall) in the 1999 NFL Draft to the New York Jets for two-time Pro Bowl WR Keyshawn Johnson. Tampa Bay then signs Johnson to an eight-year contract. Johnson's 305 catches over his first four NFL seasons trail only WR Marvin Harrison (Colts, 311, 1996-98) and WR Andre Rison (Falcons, 308, 1989-92) in league annals. The fifth-year pro can also boast 31 career scoring grabs.

**BUCS RECORD LARGEST MARGIN OF VICTORY IN HOME OPENER (9/10)**

- Tampa Bay records the largest margin of victory in team history with a 41-0 win over Chicago in its home opener at Raymond James Stadium. The Bucs defense extends their streak to 14 quarters against Chicago without allowing a touchdown, and limits the Bears to just 165 total yards, including 49 passing, while forcing four turnovers.

**BUCS KNOCK OFF UNDEFEATED VIKINGS (10/29)**

- The Bucs offense scores on each of its first four possessions as Tampa Bay snaps a four-game skid and ends Minnesota's 7-0 start at Raymond James Stadium. Tampa Bay's 31 first-half points ties the club record for points in a half. For the first time in club history, Tampa Bay scores 40-plus points in a game twice in the same season.

**SAPP SETS SINGLE-SEASON SACK RECORD (11/26)**

- DT Warren Sapp breaks DE Lee Roy Selmon's franchise record for sacks in a season with two - giving him 13.5 for the year - as Tampa Bay downs Buffalo 31-17 at Raymond James Stadium. The Bucs' defense notches six sacks overall to surpass the club's single-season record of 44 in 1997.

**DUNN LEADS CLUB-RECORD DAY ON THE GROUND (12/3)**

- Tampa Bay sets a club record with 250 yards rushing, including a career-high 210 by RB Warrick Dunn, on the way to a 27-7 victory over Dallas at Raymond James Stadium. Dunn's performance marks the second-best single-game effort in Bucs' history. K Martin Gramatica adds a 25-yard FG prior to halftime, tying the franchise record for consecutive field goals made with his 16th straight.

**BUCS SET FRANCHISE MARK FOR POINTS SCORED (12/10)**

- S Damien Robinson intercepts Miami QB Jay Fiedler at the Bucs nine-yard line with 14 seconds remaining as Tampa Bay holds on for a 16-13 victory at rainy Pro Player Stadium. With the 16 points, Tampa Bay sets a club record for points in a season with 336, eclipsing the previous mark of 335 points in 1984. In addition, K Martin Gramatica breaks his own record for points in a season.

**TAMPA BAY CLINCHES SECOND STRAIGHT PLAYOFF BERTH (12/18)**

- RB Warrick Dunn scores his third rushing touchdown of the game with 48 seconds remaining as Tampa Bay rallies for a 38-35 win over St. Louis before a national television audience on Monday Night Football. With the win at Raymond James Stadium, the Bucs clinch their second straight playoff berth and third in the last four seasons. Head coach Tony Dungy also becomes the winningest coach in franchise history with his 45th coaching victory.

**2001****CHRISTENSEN PROMOTED TO OFFENSIVE COORDINATOR (1/26)**

- Quarterbacks coach Clyde Christensen is promoted to offensive coordinator. Christensen coached Tampa Bay's quarterbacks in 1999 and 2000 after tutoring the tight ends for his first three years from 1996-98.

**BUCS HOST THIRD SUPER BOWL (1/28)**

- Baltimore defeats the N.Y. Giants, 34-7 as Tampa Bay plays host to Super Bowl XXXV at Raymond James Stadium.

**LEAGUE-HIGH AND TEAM-RECORD NINE BUCS PLAY IN PRO BOWL (2/4)**

- Tampa Bay boasts a league-high and team-record nine players in the 2001 Pro Bowl in Hawaii. The Bucs' contingent includes a club-record six starters, but the AFC posts a 38-17 victory.

**BUCS GRAB BRAD JOHNSON IN FREE AGENCY (3/6)**

- Tampa Bay ventures into free agency and returns with the biggest name on the market in Washington Redskins QB Brad Johnson. Johnson, who ranks third all-time in completion percentage, signs a five-year contract.

**RICE JOINS THREE OTHER FIRST-ROUNDERS ON DEFENSIVE LINE (3/23)**

- Arizona Cardinals Pro Bowl DE Simeon Rice signs a five-year contract with Tampa Bay, joining a defensive line that features three other former first-round draft picks. Rice, who established an Arizona franchise mark with 16.5 quarterback sacks in 1999, notched 51.5 career sacks with the Cardinals.

**JOHN MCKAY DIES (6/10)**

- John McKay, the first coach in Buccaneers history, dies of kidney failure due to complications from diabetes at the age of 77. McKay coached Tampa Bay from 1976-1984, leading the team to three playoff appearances, including a trip to the 1979 NFC Championship Game.

**BUCS SECOND GAME POSTPONED DUE TO TERRORIST ATTACKS (9/16)**

- Due to the terrorist attacks on America on September 11, the NFL postpones all of its games on September 16 and 17, including the Bucs' home contest against Philadelphia. The games are rescheduled for the first weekend in January, with the rest of the playoff schedule, including the Super Bowl, moving back one week. Due to an already-scheduled bye in Week Three, the Bucs have a bizarre, 21-day layoff between the first and second games of the season.

**ALSTOTT LEADS ANOTHER HOME POUNDING OF THE VIKINGS (10/28)**

- Almost exactly one year after demolishing Minnesota, 41-13, in Raymond James Stadium on 10/29/00, the Bucs prove it was no fluke with a 41-14 decision over the Vikings on 10/28/01. FB Mike Alstott leads the runaway victory with 129 rushing yards, tying a team and personal record with three rushing touchdowns.

**FIRST MNF ROAD VICTORY GIVES BUCS ANOTHER PRIME-TIME WIN OVER RAMS (11/26)**

- For the second time in two years, the Buccaneers defeat the St. Louis Rams on Monday Night Football, following up a 38-35 thriller in Tampa in 2000 with a 24-17 victory at St. Louis in 2001. The win, which stands as the first road win for the Bucs on Monday Night Football in team history, gives the Bucs a measure of revenge in the stadium that saw their run to the 1999 Super Bowl come to an end.

**BUCS RECORD THIRD STRAIGHT ROAD WIN (12/2)**

- During yet another December surge, the Buccaneers defeat the Cincinnati Bengals, 16-13 in overtime, when S John Lynch forces and recovers a fumble at the Bengals' three-yard line early in the extra period, setting up K Martin Gramatica's game-winning field goal. Following wins at Detroit and St. Louis, the victory over Cincinnati gives Tampa Bay three consecutive road wins for the first time in franchise history.

**BUCS TIE SINGLE-GAME SCORING RECORD IN CRUCIAL WIN OVER NEW ORLEANS (12/23)**

- In a contest that would basically eliminate the loser from playoff contention and nearly guarantee the winner a postseason spot, the Buccaneers explode for 48 points in a blowout win over New Orleans. Taking a 30-0 halftime lead, the Bucs cruise to the 48-21 win, tying the team record for points scored in a single game (also against Atlanta, 9/13/97).

**2002****DUNGY DISMISSED (1/14)**

- The team announces that Head Coach Tony Dungy has been relieved of his coaching duties after six seasons. Dungy posted a 54-42 record at the helm and led the Buccaneers to the playoffs in four of his six campaigns.

**GRUDEN INTRODUCED (2/20)**

- New Head Coach Jon Gruden is introduced at a press conference at a downtown hotel after becoming the seventh head coach in franchise history. Gruden, 38, spent four seasons (1998-2001) as head coach of the Oakland Raiders.

**TAMPA BAY STARTS TRAINING CAMP AT DISNEY (7/29)** - The Buccaneers begin their first season under new Head Coach Jon Gruden at Disney's Wide World of Sports Complex at Walt Disney World Resort. For the first time, Tampa Bay will conduct training camp at Disney after training at the University of Tampa since 1987. The Buccaneers are the first NFL team to conduct training camp at Disney's sports complex.

**GRUDEN MAKES BUCCANEERS DEBUT (9/8)** - Jon Gruden, the Buccaneers seventh head coach, makes his regular season debut at Raymond James Stadium in a 26-20 overtime loss to the New Orleans Saints. Tampa Bay trails 20-10 late in the fourth quarter when they post a frantic 10-point comeback to send the game into overtime. The Bucs are forced to punt deep in their own territory on their third possession of overtime. P Tom Tupa lines up to punt, but senses pressure and is forced to pull the ball down and attempt a pass. Saints LB James Allen intercepts the pass in the end zone, giving New Orleans the victory

**TAMPA BAY DEFENSE STIFLES ANOTHER ROAD OPPONENT (10/6)** - For the third straight road contest, the Bucs defense does not allow a touchdown and posts an interception return for a score in a club-record fourth straight game en route to a 20-6 win over the Atlanta Falcons at the Georgia Dome. The defense ties a then season-high with four interceptions—all in the second half—and adds four sacks against the Falcons. LB Derrick Brooks becomes the first linebacker in NFL history with three interception returns for touchdowns in a single season.

**RICE SETS NFL RECORD (12/1)** - In a Week 13 contest at New Orleans, DE Simeon Rice sets an NFL single-season record by recording his fifth consecutive multi-sack game. His three-sack performance against the Saints highlights a five-game streak that began at Carolina on October 27, during which he totaled 11 sacks, 29 tackles, four forced fumbles and one pass defensed.

**BUCCANEERS CLAIM FIRST NFC SOUTH TITLE (12/22)** - Tampa Bay and New Orleans enter their Week 16 contests with the Bucs holding a one-game advantage in the NFC South. New Orleans suffers a 20-13 loss at Cincinnati on Sunday, thereby giving the first NFC South Division title to Tampa Bay before the Buccaneers take the field the following night against Pittsburgh. The division title is the fourth in Buccaneers history.

**GRAMATICA LEADS BUCS TO FRANCHISE-BEST 12TH VICTORY (12/29)** - Tampa Bay closes out the first regular season under Jon Gruden with its club record 12th win against the Chicago Bears in Champaign, IL. K Martin Gramatica kicks a career-high and team-record five field goals and the Bucs defense registers four interceptions in a 15-0 shutout. The win also marks the second road shutout of the season for the Buccaneers and is the first Tampa Bay victory in 22 tries when the thermometer reads below 40 degrees. With the victory, Tampa Bay finishes 6-2 on the road; the most wins away from home in franchise history, and secures the No. 2 seed in the NFC playoffs.

## 2003

**BROOKS NAMED NFL DEFENSIVE PLAYER OF THE YEAR (1/8)** - LB Derrick Brooks, the Bucs all-time leader in tackles, garners NFL Defensive Player of the Year honors. As part of the league's top-ranked defense in 2002, Brooks led the team with 170 tackles and tied for fourth in the NFC with five interceptions. Brooks was also selected to a club-record sixth-consecutive Pro Bowl in 2002 (as was DT Warren Sapp). His four touchdowns on turnovers in 2002 tied for the second-most in a single season in NFL history. He later adds another touchdown on an interception return in Super Bowl XXXVII.

**BUCS ADVANCE TO NFC CHAMPIONSHIP GAME (1/12)** - Tampa Bay qualifies for the NFC Championship Game for the third time in club history by defeating San Francisco 31-6 at Raymond James Stadium in an NFC Divisional Playoff contest. Tampa Bay races to a 28-6 halftime lead, scoring touchdowns on three consecutive possessions in the first half. The Bucs force five 49er turnovers and keep San Francisco out of the end zone for the first time in 50 games (including postseason).

**BUCS CLAIM NFC TITLE (1/19)** - Tampa Bay clinches its first NFC crown and Super Bowl berth with a 27-10 victory over the Philadelphia Eagles in the final game at Veterans Stadium. The Bucs defense forces three Eagle turnovers en route to securing the club's first postseason road win in franchise history. CB Ronde Barber paces an outstanding defensive effort and secures the victory with a club-record 92-yard interception return for a touchdown late in the fourth quarter.

**BUCS WIN SUPER BOWL XXXVII (1/26)** - The Bucs defeat the Oakland Raiders, 48-21, in Super Bowl XXXVII in San Diego behind a suffocating defense, setting Super Bowl records with five interceptions and three interception returns for touchdowns. It is the first NFL Championship in club history. At the age of 39, Jon Gruden becomes the youngest head coach to win a Super Bowl. S Dexter Jackson is named the game's MVP as the Bucs' top-ranked defense stifles the Raiders and the league's number one ranked offense. Tampa Bay limits Oakland to just 62 total yards in the first half, the second-fewest in Super Bowl history, and finishes the game surrendering just 269 total yards and 11 first downs. RB Michael Pittman runs for a season-high 125 yards and WR Keenan McCardell scores two touchdowns. LB Derrick Brooks seals the victory with a late fourth quarter interception return for a touchdown and CB Dwight Smith sets a Super Bowl record by returning a pair of second-half interceptions for touchdowns.

**WORLD CHAMPIONS PARADE THROUGH TAMPA (1/28)** - Following their 48-21 victory over Oakland in Super Bowl XXXVII, the World Champion Tampa Bay Buccaneers parade through downtown Tampa where more than 150,000 fans line the streets and crowd office buildings to celebrate the city's first major professional sports championship.

**BUCS SIGN DEFENSIVE COORDINATOR MONTE KIFFIN TO A NEW CONTRACT (1/30)** - Tampa Bay signs Monte Kiffin, architect of the NFL's top-ranked defense, to a new, three-year contract. Kiffin, a head coaching candidate, is rewarded for designing the first defense since the 1985 Chicago Bears to lead the league in total defense, fewest points allowed and total interceptions. Tampa Bay's defense allowed just 196 points in 2002, the fifth-fewest in a single season in NFL history during a 16-game schedule.

**SEVEN BUCS APPEAR ON PRO BOWL ROSTER (2/2)** - Tampa Bay has seven players on the roster for the 2003 Pro Bowl in Hawaii: FB Mike Alstott, LB Derrick Brooks, QB Brad Johnson, S John Lynch, LB Shelton Quarles, DE Simeon Rice and DT Warren Sapp. A total of six Buccaneers, all but Sapp due to an injury, see game action in the 45-20 AFC victory.

**BUCS DEFEAT THE JETS IN THE 2003 AMERICAN BOWL IN TOKYO, JAPAN (8/2)** - The defending Super Bowl champion Tampa Bay Buccaneers opened the preseason with a 30-14 victory over the N.Y. Jets in the 2003 American Bowl in their first-ever international appearance at the Tokyo Dome. Tampa Bay, which played in the final game of the 2002 season in its victory over the Oakland Raiders in Super Bowl XXXVII, joined the Jets in the first game of the 2003 preseason in Tokyo, Japan. Tampa Bay also conducted a pair of practices at the Tokyo Dome in preparation for the exhibition contest.

**BUCS DEFEAT EAGLES IN 2003 REGULAR SEASON OPENER (9/8)** - The defending Super Bowl champion Tampa Bay Buccaneers open up the regular season with a convincing 17-0 victory over Philadelphia in the Eagles' first regular season game at Lincoln Financial Field. WR Joe Jurevicius caught a pair of second half touchdowns, including a spectacular fourth quarter scoring reception in which he deflected the ball over an Eagles defender, spun to his left and dove to haul in the improbable touchdown catch. Tampa Bay's defense limited the Eagles to just 245 total yards as Philadelphia suffered a home shutout for the first time since 1998.

**BUCS POST SECOND SHUTOUT OF THE SEASON (10/26)** - Tampa Bay forces three turnovers and limits Dallas to 178 total yards of offense as the Bucs post their second shutout of the season, defeating the Dallas Cowboys 16-0 at Raymond James Stadium. The shutout marks the eighth in club history, including four over the past two seasons (2002 and 2003).

**BUCS RECORD-SETTING SACK STREAK ENDS AT 69 (11/16)** - Tampa Bay, which had recorded at least one sack in an NFL-record 69 consecutive games, is held sackless by the Green Bay Packers. It was the first time the Bucs defense had failed to register at least one sack since October 3, 1999 at Minnesota. During that 69-game streak, the Bucs defense also became the first unit to register at least one sack and one takeaway in 50 consecutive games since 1963.

**ATLANTA FALCONS NAME RICH MCKAY PRESIDENT AND GENERAL MANAGER (12/15)** - The Atlanta Falcons name Rich McKay President and General Manager. McKay spent the previous 12 seasons with Tampa Bay (1992-2003), including the past nine years (1995-2003) as the club's general manager. Under McKay, the Bucs made five playoff appearances, won two division titles and captured the club's first Super Bowl championship in 27 seasons with a 48-21 victory over the Oakland Raiders in Super Bowl XXXVII.

**FOUR BUCS SELECTED TO THE PRO BOWL (12/18)** - Tampa Bay has four players selected to the 2004 Pro Bowl: LB Derrick Brooks, WR Keenan McCardell, DE Simeon Rice and DT Warren Sapp. Brooks and Sapp are named to the Pro Bowl for the seventh consecutive time, eclipsing Hall of Famer Lee Roy Selmon's club record of six total appearances and consecutive appearances at the annual All-Star game.

## 2004

**ALLEN NAMED THIRD GENERAL MANAGER IN CLUB HISTORY (1/9)** - The Bucs name Bruce Allen the third general manager in club history. Allen joins Tampa Bay after spending the previous nine seasons (1995-2003) with the Oakland Raiders, helping the team to three division titles, two AFC Championship Game appearances and a berth in Super Bowl XXXVII.

**BUCS NAME DOUG WILLIAMS PERSONNEL EXECUTIVE (2/12)** - The Bucs reclaim one of the greatest players in club history by naming Doug Williams personnel executive for the team. Williams, who spent the last six seasons (1998-2003) as head coach of his alma mater at Grambling State University, compiled a 52-18 record and led the Tigers to three consecutive Southwestern Athletic Conference titles (2000-2002). A former first-round draft pick by Tampa Bay in the 1978 NFL Draft (17th overall), Williams led the Bucs to the first three playoff appearances in team history (1979, 1981 and 1982), including an appearance in the 1979 NFC Championship Game in just the club's fourth year of existence.

**BUCS UNVEIL PLANS FOR NEW TRAINING FACILITY (3/17)** - The Bucs unveil plans for their new, 136,320 square foot state-of-the-art training facility, promising a "world class facility" that will be the finest in the National Football League. The spectacular and innovative facility will be built on the Tampa Bay Center mall site across the street from Raymond James Stadium. The signature of the new facility will be its breathtaking entrance, which features the world's largest football tower nearly five stories tall. Since the team's inception in 1976, Tampa Bay has been based at One Buccaneer Place, a training facility located near the Tampa International Airport. The new facility will be ready prior to the 2006 season.

**BUCS ACQUIRE WR JOEY GALLOWAY (3/19)** - The Bucs acquire WR Joey Galloway from the Dallas Cowboys for WR Keyshawn Johnson.

**HURRICANE CHARLEY FORCES BUCS TO RESCHEDULE PRESEASON GAME (8/14)** - Because of the threat of Hurricane Charley, the Buccaneers reschedule their August 14 preseason contest against the Cincinnati Bengals for Monday, August 16. The Bucs organize a program to collect monetary donations at the contest that will be directed to appropriate Hurricane Charley relief efforts.

**DERRICK BROOKS AND THE BUCS COLLABORATE TO HELP HURRICANE IVAN VICTIMS (9/18)** - Derrick Brooks Charities and the Tampa Bay Buccaneers organize a program to collect monetary donations prior to the game between Tampa Bay and Seattle at Raymond James Stadium on September 19. In addition, Derrick Brooks Charities donates \$1000 for each tackle Derrick makes against the Seahawks. All funds collected are directed to appropriate Hurricane Ivan relief efforts in Brooks' hometown of Pensacola, Florida.

**BROWN RECORDS 100TH CAREER TOUCHDOWN RECEPTION AGAINST FORMER TEAM (9/26)** - In a rematch of Super Bowl XXXVII, Buccaneers WR Tim Brown returns to Oakland to haul in his 100th career touchdown reception, becoming just the fourth player in NFL history to accomplish the feat, with a 16-yard score in the fourth quarter.

**BUCS EARN LARGEST MARGIN OF VICTORY SINCE 2000 SEASON (11/21)** - Tampa Bay defeats the San Francisco 49ers 35-3 at Raymond James Stadium to post its largest margin of victory since the 2000 season. The Bucs defense limits the 49ers to 26 total yards and two first downs in the first half and finishes the contest surrendering just 197 total yards, while forcing five sacks and two turnovers. The offense is equally impressive, racking up 352 yards as RB Michael Pittman rushes for 106 yards on 21 carries with two touchdowns.

**CLAYTON SETS BUCS ROOKIE RECEIVING RECORD (11/28)** - Bucs rookie WR Michael Clayton hauls in eight receptions for 77 yards in the Week 11 contest at Carolina to move into first place all-time in team history for most receiving yards by a rookie in a season. Through 11 contests in 2004, Clayton posts 60 receptions for 828 yards, surpassing WR Lawrence Dawsey's 818 yards as a rookie in 1991.

**RICE RECORDS 100TH CAREER SACK AS BUCS POST NINTH SHUTOUT IN FRANCHISE HISTORY (12/5)** - Tampa Bay records the ninth shutout in franchise history with a 27-0 victory over the Atlanta Falcons at Raymond James Stadium. Buccaneers DE Simeon Rice records the 100th and 101st sacks of his career, becoming just the 22nd player in league history and only the second active player to reach the 100-sack plateau. The Buccaneers defense records five sacks and forces five turnovers, intercepting QB Michael Vick twice and forcing two fumbles by the Falcons signal caller.

**TWO BUCS EARN PRO BOWL HONORS (12/22)**

- The NFL announces that two Buccaneers, LB Derrick Brooks and CB Ronde Barber, have been selected to the 2005 AFC-NFC Pro Bowl. Brooks, who was selected for the eighth time to the Pro Bowl, becomes the franchise's all-time leader in Pro Bowl appearances, breaking a tie with former teammate DT Warren Sapp. Brooks' eight consecutive Pro Bowl appearances (1997-04) also establish a new team record. Barber is named to his second career Pro Bowl after making his first appearance in 2001.

**BUCS CLAYTON SETS ROOKIE TOUCHDOWN RECORD (12/26)**

- Bucs rookie WR Michael Clayton catches a career-high two touchdowns against the Carolina Panthers at Raymond James Stadium, moving him into first place for most touchdown receptions by a rookie in franchise history. His six touchdown receptions on the season surpass the previous rookie record of five touchdown catches by WR Kevin House in 1980.

**2005****BUCS SELECT CARNELL "CADILLAC" WILLIAMS WITH FIFTH PICK IN NFL DRAFT (4/23)**

- The Buccaneers draft Auburn RB Carnell "Cadillac" Williams with their first selection (fifth overall) in the 2005 NFL Draft. The selection of Williams marks the fourth time in team history that Tampa Bay has drafted a running back in the first round and the first time since 1997 (Warrick Dunn - 12th overall).

**WILLIAMS SETS NFL RECORD FOR MOST RUSHING YARDS IN FIRST THREE GAMES (9/25)**

- In his first three games, Bucs rookie RB Carnell "Cadillac" Williams totals an NFL-record 434 rushing yards, becoming the first running back to begin his career with three consecutive 100-yard performances. Following his record-breaking performance, Williams' shoes and gloves are displayed at the Pro Football Hall of Fame.

**BARBER MATCHES OWN CLUB RECORD WITH THREE INTERCEPTIONS (12/4)**

- CB Ronde Barber records a career-high tying three interceptions against the New Orleans Saints in Baton Rouge, LA to tie his own club record. His previous three interception performance also came against the Saints in 2001. Barber goes on to finish the season with five picks to lead the Buccaneers and tie for seventh in the NFC.

**BARBER BECOMES MEMBER OF EXCLUSIVE 20/20 CLUB (12/11)**

- CB Ronde Barber records the 20th sack of his career at Carolina to join the 20 sack/20 interception club. He becomes the first cornerback in NFL history and just the seventh player all time to accomplish the feat.

**THREE BUCS NAMED TO PRO BOWL (12/21)**

- The NFL announces that three Buccaneers, CB Ronde Barber, P Josh Bidwell and LB Derrick Brooks, have been selected to the 2006 AFC-NFC Pro Bowl. It marks Brooks' ninth consecutive selection to the all-star game, a team record for total and most consecutive appearances. Barber will make his third career appearance and second consecutive while Bidwell will play in his first career Pro Bowl.

**BUCS EARN 100TH OVERALL WIN UNDER GLAZER LEADERSHIP (12/24)**

- In one of the most thrilling games in team history, the Buccaneers notch their 100th overall win since being purchased by Malcolm Glazer on January 16, 1995. The contest, against the division rival Atlanta Falcons, features four separate occasions in which the score is tied and five lead changes. The epic battle is prolonged when Bucs running back Cadillac Williams scores from six yards out on a fourth down run with 31 seconds remaining in regulation that forces overtime. In the extra period, the Buccaneers block a potential game-winning Atlanta field goal before successfully connecting on a 41-yard attempt of their own with only 54 seconds remaining in overtime. The milestone win emphasizes a reversal of fortunes for the Buccaneers, who prior to being purchased by Mr. Glazer, won just 87 games in 19 seasons.

**2006****BUCS CLAIM SECOND NFC SOUTH CROWN IN FOUR YEARS (1/1)**

- Tampa Bay defeats the New Orleans Saints 27-13 in the final game of the regular season to earn its second NFC South division title in four seasons. Tampa Bay and the rival Carolina Panthers finish the regular season with identical 11-5 records, but the Buccaneers claim the NFC South by virtue of a better divisional record. The division title is the fifth in Buccaneers history.

**GALLOWAY SETS NEW FRANCHISE MARK FOR TOUCHDOWN RECEPTIONS (1/1)**

- WR Joey Galloway records two touchdown receptions in the season finale against the New Orleans Saints, giving him 10 on the season to establish a new franchise record. Galloway's 10 touchdown receptions best the previous high of nine, held by WR Kevin House (1981), WR Bruce Hill (1988) and WR Mark Carrier (1989).

**WILLIAMS SETS BUCS ROOKIE RECORD FOR RUSHING YARDS IN A SEASON (1/1)**

- RB Carnell "Cadillac" Williams finishes the season with 1,178 rushing yards to set a Buccaneers rookie record. His impressive rookie performance includes a team-record six 100-yard rushing games and three of the top 10 single-game rushing performances in team history.

**BUCS FINISHES THE SEASON AS THE TOP-RANKED UNIT IN THE NFL (1/1)**

- Tampa Bay's defense finishes the season ranked No. 1 in total defense for the third time (1979, 2002 and 2005) in team history. The 2005 season also marks the ninth consecutive year (1997-2005) the Buccaneers ranked in the Top 10 in total defense, the longest active streak in the league and tied for the second-longest streak since 1970.

**WILLIAMS NAMED NFL ROOKIE OF THE YEAR (2/2)**

- RB Carnell "Cadillac" Williams beats out LB Shawne Merriman of the San Diego Chargers, LB Lofa Tatupu of the Seattle Seahawks, LB Odell Thurman of the Cincinnati Bengals and LB Demarcus Ware of the Dallas Cowboys for Diet Pepsi Rookie of the Year honors. Williams is selected by fans on NFL.com with more than one million votes cast during the regular season and playoffs for NFL Rookie of the Week and Rookie of the Year honors.

**BROOKS NAMED 2006 PRO BOWL PLAYER OF THE GAME (2/12)**

- Making his ninth consecutive Pro Bowl appearance, LB Derrick Brooks earns Player of the Game honors after returning an interception 59 yards for a touchdown to catapult the NFC to a 23-17 victory over the AFC in the 2006 Pro Bowl.

**BUCS EARN NEW HEADQUARTERS (8/21)**

- Arriving immediately after the conclusion of training camp in Central Florida, Buccaneers players and coaches move into the team's new 136,320-square-foot headquarters. Unmatched in grandeur by any other professional sports headquarters, the new base of operations spans more than 33 acres and provides the team with unparalleled resources of the highest quality. Some of those include a 7,900-square-foot weight room, technically advanced meeting rooms, three practice fields, a grand auditorium, high-tech coaches' studios with instant access to game film, a video-editing suite and a state-of-the-art training and rehabilitation area.

**BARBER RETURNS TWO INTERCEPTIONS FOR TOUCHDOWNS IN SAME GAME (10/22)**

- Facing a Philadelphia Eagles team he had tormented in the past, CB Ronde Barber propels the Tampa Bay Buccaneers to a 23-21 victory by twice picking off QB Donovan McNabb, returning each interception for a touchdown. Barber's two TD returns mark the first time in franchise history that a player accomplishes such a feat in a regular season game. His two scores also make Barber the first player in team history to score two defensive touchdowns of any kind in a regular season game.

**BRYANT KICKS HIS WAY INTO RECORD BOOKS (10/22)** - With the Buccaneers trailing the Philadelphia Eagles 21-20 with only four seconds remaining in the game, K Matt Bryant produces a last-second miracle, kicking a 62-yard field goal to give the Bucs a 23-21 victory. Bryant's kick is the second-longest walk-off field goal in NFL history and the third-longest overall field goal in league annals. The previous long for the Buccaneers franchise was 57 yards by Michael Husted (12/19/93).

**BROOKS MOVES INTO FIRST PLACE IN TEAM HISTORY FOR GAMES PLAYED (11/5)** - In front of a home crowd and against the New Orleans Saints, perennial Pro Bowl LB Derrick Brooks plays in his 184th career game, moving into first place in Buccaneers' history for games played. The veteran defender shows no signs of slowing down as he finishes the contest with a team-leading and season-high 15 tackles, including two for a loss. Brooks finishes the season with 192 consecutive games played and 176 straight starts to lead all active Bucs players in both categories. He also ranks first in team history with 189 total starts.

**ROOKIE QB GRADKOWSKI MAKES HISTORY WITH INTERCEPTION-FREE STREAK (11/5)** - After a game against the New Orleans Saints in which he completes 18 of 31 passes for 185 yards and two touchdowns, Tampa Bay Buccaneers rookie QB Bruce Gradkowski runs his mark of pass attempts to 186 with only one interception. That number stands as a record for most attempts in NFL history by a quarterback before throwing a second interception. A week prior, against the New York Giants, Gradkowski became just the third quarterback in league history to throw only one interception in his first 150 pass attempts.

**BARBER MOVES INTO TIE FOR MOST INTERCEPTIONS IN TEAM HISTORY (11/13)** - With his third interception of the season, this time against Carolina Panthers QB Jake Delhomme, CB Ronde Barber notches his 31st career interception. That total places him in a tie for most interceptions by a Buccaneers player in team history with CB Donnie Abraham, who played for Tampa Bay from 1996-2001. Barber's historic pick comes in front of a Monday Night Football audience with 1:09 remaining in the second quarter of the contest.

**BUCCANEERS PLAY IN THANKSGIVING GAME FOR FIRST TIME IN FRANCHISE HISTORY (11/23)** - For the first time in Tampa Bay's 31-year history, the Buccaneers participate in one of the NFL's nationally televised Thanksgiving Day games, squaring off against the Dallas Cowboys. The contest is the third game in an 11-day stretch for the Buccaneers, marking only the fourth time since 1978 that a team has played three games in 11 days, with two of the contests on the road.

**BUCCANEERS WELCOME BACK PAST PLAYERS FOR TEAM'S FIRST ALUMNI WEEKEND (12/8)** - Approximately 120 former players representing a little over three decades of Buccaneers football are honored when the franchise holds its first Alumni Weekend. During the three-day celebration, former Bucs players who have given the franchise at least one full season of service watch practice, tour the team's new facility, participate in a golf event and attend a dinner party and gala at Raymond James Stadium. The weekend's activities culminate in a halftime tribute during a game against Atlanta in which the players take the field and are recognized by Buccaneers fans.

**THREE BUCS NAMED TO PRO BOWL (12/19)** - For the third consecutive season and fourth overall, CB Ronde Barber earns Pro Bowl honors after leading the Buccaneers with three interceptions and 20 passes defended to go along with his 108 tackles. Barber is later joined by Bucs TE/LS Dave Moore, who is selected as a "need player" by the NFC, and LB Derrick Brooks, who initially was chosen as first alternate at the outside linebacker position. For Moore, the selection represents the first of his career and first for a Bucs tight end since Jimmie Giles was selected in 1985. Moore is the first Buccaneers player to be chosen to the Pro Bowl as a long-snapper and just the third special teams performer to earn the invitation. Brooks is added to the NFC's roster when Chicago LB Lance Briggs pulls out of the game. His selection marks his 10th consecutive and 10th overall Pro Bowl selection - both team records.

**GLAZER FAMILY REACHES 100TH REGULAR SEASON WIN (12/24)** - A 22-7 victory over the Cleveland Browns in the penultimate game of the season marks the 100th regular season victory for the Tampa Bay Buccaneers since it was purchased by Malcolm Glazer on January 16, 1995. Under the ownership of Mr. Glazer and his family, the club has posted a .521 winning percentage and captured its first Super Bowl championship. Prior to the Glazer family's ownership, the Buccaneers won just 87 games in 19 seasons, posting a .300 winning percentage.

**GALLOWAY REACHES 1,000 YARDS FOR SECOND STRAIGHT SEASON (12/31)** - For only the second time in Tampa Bay's 31-year history, a Buccaneers receiver gains at least 1,000 receiving yards in two straight seasons when Joey Galloway reaches that mark against the Seattle Seahawks. Galloway finishes the season with a team-high 1,057 yards after logging 1,287 yards in 2005, also a club-high. Prior to Galloway's two consecutive 1,000-yard seasons, only Keyshawn Johnson achieved that feat, posting 1,266 yards in 2001 and 1,088 yards the following year.

## 2007

**BUCS UNVEIL THE LARGEST FLYING NON-US FLAG IN THE NATION (9/6)** - The Buccaneers raise their new team flag, which measures over 4,000 square feet, at One Buccaneer Place following the afternoon practice. Buccaneers players and staff watch the flag ascend the 147.5-ft. pole on the west side of the team's headquarters as the team reads for its season-opening game in Seattle. At 80'x50' the flag is the largest flying non-US flag in the nation.

**GALLOWAY SURPASSES 10,000 RECEIVING YARDS (10/21)** - With his 46-yard receiving performance at Detroit, WR Joey Galloway surpasses 10,000 career receiving yards. He becomes the eighth active player and just the 28th player in NFL history to reach the 10,000-yard plateau.

**GARCIA SETS CONSECUTIVE COMPLETIONS RECORD (10/21)** - Facing his former team, QB Jeff Garcia completes a single-game team-record 18 consecutive completions against the Detroit Lions. Garcia has one of his best outings of the season, completing 37-of-45 passes for 316 yards and two touchdowns against the Lions.

**GARCIA'S CONSECUTIVE ATTEMPTS WITHOUT AN INTERCEPTION STREAK ENDS AT 197 (10/28)** - QB Jeff Garcia begins his career as a Buccaneer by attempting 197 consecutive passes without throwing an interception, besting the previous team record by Brad Johnson, who went 187 consecutive attempts without a pick from 2001-2002. Dating back to the 2006 season, Garcia went 217 attempts without an interception in the regular season, the sixth-longest streak since 2001.

**BARBER BECOMES BUCCANEERS ALL-TIME INTERCEPTION LEADER (11/25)** - CB Ronde Barber intercepts his 32nd career pass to move into first place on the team's career interception list. Barber's record-setting pick comes off QB Jason Campbell late in the fourth quarter to help Tampa Bay preserve a 19-13 victory over the Washington Redskins.

**CARTER RECORDS 100TH CAREER SACK (11/25)** - In his first season with the Buccaneers, DE Kevin Carter posts the 100th sack of his career, dropping QB Jason Campbell in a win against the Redskins. Carter becomes the 24th player in NFL history to reach the 100-sack plateau.

**BUCS EARN THIRD NFC SOUTH TITLE IN SIX SEASONS (12/16)** - Tampa Bay defeats the Atlanta Falcons 37-3 in Week 15 to earn its third NFC South division title in six seasons. Tampa Bay moves to 5-0 in its division for the first time since 1979 while clinching the sixth division title in team history and fourth since the Glazer family took over in 1995.

**BUCS POST FIRST-EVER KICKOFF RETURN FOR A TOUCHDOWN (12/16)** - It took 1,865 kickoff returns, but WR Micheal Spurlock records the first kickoff return for a touchdown in team history on his 90-yard return against the Atlanta Falcons. He is one of 140 players to have returned a kickoff for the Buccaneers. The historic return helps propel the Buccaneers to the NFC South division title.

**GRAHAM SETS TEAM RECORD WITH SCORE IN SIXTH CONSECUTIVE GAME (12/16)** - RB Earnest Graham, who began the year as a backup running back, scores a touchdown in his sixth consecutive game to set a new team record for most consecutive games with a touchdown. Graham's touchdown is his team-leading 10th of the year as he finishes the game against Atlanta with 22 carries for 79 yards and one touchdown.

**GALLOWAY POSTS THIRD CONSECUTIVE 1,000-YARD SEASON (12/23)** - With a 29-yard reception in the second quarter at San Francisco, WR Joey Galloway becomes the first player in team history to record three consecutive and three overall 1,000-yard receiving seasons while also marking the first time in his 13-year career Galloway accomplished the feat. It goes down as the sixth 1,000-yard campaign of his career.

## 2008

**BROOKS BECOMES TEAM'S ALL-TIME LEADER IN PLAYOFF APPEARANCES, STARTS (1/6)** - With his start in the NFC Wild Card matchup against the New York Giants, LB Derrick Brooks becomes the Bucs all-time leader in playoff games played (11) and started (11). Brooks, who already holds the franchise record for most career regular season games and starts, surpasses former teammates FB Mike Alstott and LB Shelton Quarles, who each played in 10 career postseason contests.

**ALSTOTT ANNOUNCES RETIREMENT (1/24)** - Arguably the most popular player in team history, FB Mike Alstott retires after a 12-year career. A second-round selection (35th overall) in the 1996 draft, Alstott ends his career as the club record holder in touchdowns (71), rushing touchdowns (58) and Pro Bowl appearances by an offensive player (six). His 432 points ranks third in Buccaneer history and he is the only non-kicker in club annals to surpass the 400-point plateau. During his career, Alstott amassed 1,359 rushing attempts for 5,088 yards (both second in team history) and caught 305 passes (third in team history) for 2,284 yards. Alstott played in 158 career regular season games as a Buccaneer, seventh-most in team history, with 137 starts, fifth-most in team history, and 10 playoff games (tied for second in team history) with seven starts, including starting at fullback in the Buccaneers' 48-21 victory over the Oakland Raiders in Super Bowl XXXVII.

**GARCIA EARNS PRO BOWL SELECTION (1/24)** - QB Jeff Garcia is added to the NFC squad for the 2008 AFC-NFC Pro Bowl, becoming the lone selection in the annual all-star event for the Buccaneers. Garcia, the NFC's first alternate at quarterback, replaces Green Bay Packers QB Brett Favre. His appearance is the fourth of his career and first as a Buccaneer. It marks just the third time in Buccaneers history that a quarterback has been named to the Pro Bowl, joining Trent Dilfer (1997) and Brad Johnson (2002). Garcia finished the season as the NFL's seventh-rated passer (94.6) and ranked second in the league with a team-record 1.2 interception percentage.

**BUCS SELECT AQIB TALIB IN NFL DRAFT (4/26)** - The Buccaneers select Kansas CB Aqib Talib with their first selection (20th overall) in the 2008 NFL Draft. Talib becomes the highest cornerback ever selected by Tampa Bay and just the second defensive back the Buccaneers have ever drafted in the first round.

**ROOKIE SMITH SETS TEAM RETURN RECORD (11/2)** - Buccaneers rookie RB/KR Clifton Smith sets a franchise record for the most return yards by an individual in a single game. Smith racks up 259 total return yards at Kansas City, including a 97-yard kickoff return for a touchdown. He becomes only the second player in team history to return a kickoff for a touchdown and the only player in team history to return a kickoff and punt for a touchdown as a Buccaneer.

**GRUDEN BECOMES BUCCANEERS ALL-TIME WINNINGEST COACH (11/2)** - With the Buccaneers 30-27 overtime victory at Kansas City, Jon Gruden becomes the all-time winningest coach in Buccaneers history. The victory is his 57th career win as Buccaneers head coach, surpassing Tony Dungy for the most wins ever in franchise history.

**FOUR BUCCANEERS EARN PRO BOWL HONORS (12/16)** - LB Derrick Brooks and rookie RB/KR Clifton Smith are selected to the NFL's annual all-star game in Hawaii. It marks Brooks' 11th selection, tops in team history and tied for second in NFL history for most Pro Bowl selections by a linebacker. Despite serving on the Buccaneers practice squad until Week 8 of the season, the undrafted Smith becomes the first kick returner in franchise history to be selected to the Pro Bowl and just the second rookie in team history, joining RB Warrick Dunn in 1997. In addition, Smith is only the third undrafted rookie free agent since 1970 to make the Pro Bowl. Named first alternates, CB Ronde Barber and G Davin Joseph, are later added to the Pro Bowl roster to round out the Buccaneers selections. It marks Barber's fifth career selection, moving him into a tie for fifth place in team history. Joseph's selection is the first of his career and marks the first time a Buccaneers offensive lineman is selected since 2000.

## 2009

**ANTONIO BRYANT NAMED COMEBACK PLAYER OF THE YEAR (1/15)** - In his first season with the Buccaneers, WR Antonio Bryant is named the 2008 Comeback Player of the Year by The Sporting News. Bryant finishes the season setting career highs and leading the team with 83 receptions for 1,248 yards and seven touchdowns.

**BUCCANEERS DISMISS GRUDEN, ALLEN (1/16)** - The Buccaneers dismiss head coach Jon Gruden and general manager Bruce Allen. Gruden coached the Buccaneers for seven seasons, compiling a 57-55 record during the regular season and 3-2 in the playoffs. Gruden led the Buccaneers to a victory in Super Bowl XXXVII and three NFC South Division titles. He leaves as the Buccaneers all-time winningest coach.

**MORRIS AND DOMINIK INTRODUCED AS HEAD COACH AND GENERAL MANAGER (1/17)**

The Buccaneers announce Raheem Morris as head coach and Mark Dominik as general manager in a press conference at One Buccaneer Place. Morris, who spent six of the previous seven seasons as a defensive assistant with the Buccaneers, is the youngest head coach in the NFL at the time of his hiring and the eighth head coach in team history. Dominik is the fourth general manager in club history after spending the previous 14 seasons in the Buccaneers personnel department in various capacities.

**QB JOSH FREEMAN DRAFTED IN THE FIRST ROUND (4/25)**

The Buccaneers select Kansas State QB Josh Freeman with their first selection (17th overall) in the 2009 NFL Draft. Freeman becomes the highest quarterback selected by Tampa Bay in the first round since Trent Dilfer was drafted sixth overall in the 1994 NFL Draft.

**TALIB TIES FRANCHISE RECORD WITH THREE INTERCEPTIONS (10/4)**

CB Aqib Talib picks off QB Jason Campbell three times at Washington to tie CB Ronde Barber's club record, which he accomplished twice. Talib finishes the season with five interceptions to tie for the team lead and establish a career high.

**BUCS PARTICIPATE IN NFL INTERNATIONAL SERIES (10/25)**

In just their second international appearance, and first during the regular season, Tampa Bay falls to the New England Patriots by a score of 35-7 as part of the NFL's International Series in London. A raucous crowd of 84,254, the largest to watch the Bucs all season, fill historic Wembley Stadium to take in the game.

**BUCCANEERS WEAR THROWBACK UNIFORMS, SELMON ENTERS RING OF HONOR (11/8)**

For the first time, Tampa Bay wears its 1976 Florida orange throwback uniforms in a comeback victory over the Packers. At halftime, Buccaneers legend and Pro Football Hall of Fame DE Lee Roy Selmon becomes the first inductee into the team's Ring of Honor as the organization also recognizes the Buccaneers 1979 playoff team, with several members of the team in attendance.

**MORRIS, FREEMAN EARN FIRST VICTORY IN COMEBACK WIN OVER GREEN BAY (11/8)**

Making his first career start, QB Josh Freeman rallies the Buccaneers from an 11-point, fourth-quarter deficit against the Packers to give Head Coach Raheem Morris his first career victory. Freeman becomes the second youngest quarterback to win his first career start since 1970. Defensively, Tampa Bay records six sacks and three interceptions in a game for the first time since 1990.

**WINSLOW SETS NEW SINGLE-SEASON CATCH MARK BY A TIGHT END (12/20)**

TE Kellen Winslow records six receptions for 93 yards in a comeback win at Seattle to surpass TE Jackie Harris for most receptions in a single season by a tight end in team history. Harris registered 62 receptions in 1995 before Winslow established the new record, finishing the 2009 season with 77 catches.

**BUCS SHOCK SAINTS IN NEW ORLEANS (12/27)**

Trailing 17-0 in the second quarter at New Orleans, Tampa Bay scores 20 unanswered points against the eventual Super Bowl champions to win in overtime on K Connor Barth's 47-yard field goal. The 17-point comeback ties for the second-largest comeback in team history and it also marks the first time in NFL history that a team that was 10 or more games below .500 defeated a team that was 10 or more games above .500. The defense limits New Orleans to 17 points, tied for the fewest by the Saints in a single game on the season.

**WINSLOW SURPASSES GILES FOR MOST RECEIVING YARDS BY A TIGHT END (12/27)**

With his team-high 76 receiving yards at New Orleans, TE Kellen Winslow moves past TE Jimmie Giles (786 in 1981) for the most receiving yards for a tight end in a single season in team history. Winslow finishes the season with 884 receiving yards.

**FREEMAN ESTABLISHES NEW ROOKIE RECORD FOR SINGLE SEASON PASSING YARDS (12/27)**

Rookie QB Josh Freeman throws for 271 yards in the comeback win against the Saints, moving him past QB Bruce Gradkowski (1,661 passing yards in 2006) for most passing yards in a single season by a rookie in team history. Freeman goes on to throw for 1,855 yards on the season.

**2010****FREEMAN SETS ROOKIE MARK FOR TOUCHDOWN PASSES IN A SEASON (1/3)**

QB Josh Freeman throws his 10th touchdown pass of the season in the season finale against Atlanta to establish a new rookie record for most touchdown passes in a single season, surpassing QB Bruce Gradkowski, who had nine touchdown passes in 2006.

**BARBER STARTS IN RECORD 172ND CONSECUTIVE GAME (10/17)**

CB Ronde Barber makes his 172nd consecutive start against New Orleans, surpassing Hall of Fame CB Dick LeBeau for the most consecutive starts by a cornerback in NFL history.

**BARBER RECORDS 40TH CAREER INTERCEPTION (11/21)**

CB Ronde Barber picks off QB Troy Smith for his 40th career interception in a shutout victory at San Francisco to become the first player in NFL history to record 25+ sacks and 40+ interceptions in their career. Barber's 40 career interceptions are also tops in franchise history.

**BUCCANEERS POST SHUTOUT IN SAN FRANCISCO (11/21)**

Tampa Bay defeats the 49ers 21-0 to become the first team to shut out the 49ers in San Francisco since 1977. It also marks the Buccaneers' first shutout since December 5, 2004 against the Atlanta Falcons.

**MCKAY ENTERS RING OF HONOR (12/5)**

At halftime against the Atlanta Falcons, John McKay became the second inductee into the team's Ring of Honor. McKay was the first head coach in Buccaneers history and coached the team for nine seasons, including three playoff berths and an appearance in the 1979 NFC Championship Game.

**FREEMAN THROWS FIVE TOUCHDOWN PASSES (12/26)**

In a 38-15 win against Seattle, QB Josh Freeman throws a career-high five touchdowns with no interceptions to become the youngest quarterback (22) to accomplish the feat since Dan Marino (22) on September 2, 1984.

**2011****BLOUNT SURPASSES 1,000-YARDS RUSHING (1/2)**

RB LeGarrette Blount rushes for 66 yards in the season finale to finish his rookie campaign with 1,007 rushing yards, becoming just the second undrafted rookie running back in NFL history to finish with over 1,000 yards in a single season, despite just starting in seven games on the season. He also becomes just the third rookie running back in team history to finish with over 1,000 rushing yards in a single season.

**FREEMAN RANKS IN THE TOP 10 ALL TIME IN TD/INT RATIO (1/2)**

QB Josh Freeman finishes the season with a 25/6 touchdown-interception ratio to rank as the ninth-best ratio in NFL history among quarterbacks with at least 20 touchdown passes in a season. He also becomes just the second quarterback in NFL history under the age of 23 to throw six-or-fewer interceptions in a season with 200+ attempts (Dan Marino - 1983).

**BLOUNT AND WILLIAMS LEAD ALL ROOKIES IN RUSHING AND RECEIVING (1/2)**

Tampa Bay becomes the first team in NFL history to have two different players, RB LeGarrette Blount and WR Mike Williams, lead all rookies in rushing and receiving yards since 1968 (Cincinnati). Blount's 1,007 rushing yards and Williams' 964 receiving yards also lead the Buccaneers on the season.

**WILLIAMS SETS NEW TEAM RECORD FOR TOUCHDOWN RECEPTIONS (1/2)** - With his 18-yard touchdown reception in the season finale, rookie WR Mike Williams finishes the season with 11 receiving touchdowns to set a new franchise record for most receiving touchdowns in a season. His 11 touchdown receptions also lead all NFL rookies.

**BUCCS FINISH WITH 10 WINS, DESPITE STARTING 10 ROOKIES (1/2)** - With a 10-6 final record, the Buccaneers become the first team since the merger (1970) to start 10+ different rookies in a single season and finish with a winning record.

**10 WINS MARKS BEST SINGLE-SEASON TURNAROUND (1/2)** - The Buccaneers' 10th win in the season finale against New Orleans, preceded by a 3-13 season in 2009, represents the best single-season turnaround in team history with a seven-game improvement. It also marks the biggest turnaround in the NFL in 2010.

**BUCCS MATCH FRANCHISE-BEST ROAD RECORD (1/2)** - The Buccaneers finish the 2010 season with a 6-2 road record, matching the franchise's all-time best road record established during the Buccaneers championship season in 2002.

**PENN ADDED TO PRO BOWL ROSTER (1/24)** - T Donald Penn is added to the NFC squad for the 2011 AFC-NFC Pro Bowl, becoming the lone selection for the Buccaneers in the annual all-star event. Penn, the NFC's second alternate at tackle, replaces Green Bay Packers T Chad Clifton. His appearance is the first of his career and it marks the first time in Buccaneers history that an offensive tackle has been named to the Pro Bowl.

**FREEMAN'S STREAK SNAPPED (9/25)** - Against Atlanta, QB Josh Freeman fails to throw a touchdown pass for the first time in 15 contests. His 15 consecutive games with a touchdown pass set a new team mark.

**BARTH TIES NFL RECORD (12/4)** - Against Carolina, K Connor Barth became just the third player in NFL history to make four or more field goals of 40 or more yards in one half (50, 47, 46, 44). The four field goals also tied a Buccaneers record for most in a half.

**GILES ENTERS RING OF HONOR (12/4)** - At halftime against the Carolina Panthers, Jimmie Giles entered the Buccaneers Ring of Honor, becoming the third selection and first on offense. Giles earned honorable mention All-Pro honors from Sports Illustrated (1979) and the Associate Press (1985), while earning four Pro Bowl appearances - the second-most by an offensive player in team history.

**JOSEPH SELECTED TO SECOND PRO BOWL (12/27)** - G Davin Joseph was selected to play for the NFC squad in the 2012 AFC-NFC Pro Bowl. It was the second time in Joseph's six seasons, all with the Buccaneers, that he was honored.

## 2012

**BARBER PLAYS MOST GAMES IN FRANCHISE HISTORY (1/1)** - CB Ronde Barber plays in his 225th career game, all with the Buccaneers, surpassing former LB Derrick Brooks (224) for the most in team history.

**BARTH COMPLETES MOST ACCURATE SEASON IN TEAM HISTORY (1/1)** - K Connor Barth converts 26-of-28 field goals on the season, for a franchise-record 92.9 percent. That rate ranked second in the NFL. In addition, Barth was successful on all 23 of his PATs.

**KOENEN MAKES MAJOR IMPACT IN FIRST YEAR (1/1)** - After signing with the Buccaneers as an unrestricted free agent, P Michael Koenen compiled arguably the best punting season in franchise history. Koenen set the club record for net average (40.3) by 2.5 yards over the previous mark, while his 45.1-gross average was the second-highest total in club annals. Koenen also set team single-game record for highest gross average (52.2, min. 4) in his first contest as Buccaneer on September 11, against Detroit.

**FOSTER LEADS ALL NFL ROOKIES IN TACKLES (1/1)** - LB Mason Foster leads all NFL rookies in tackles. His 126 stops also led the team and were the second-most in franchise history for a rookie. Foster, who started the final 15 games at middle linebacker, also recorded four tackles for loss, two sacks, one interception, one forced fumble and one fumble recovery.

**MORRIS DISMISSED (1/2)** - The Buccaneers announce the dismissal of head coach Raheim Morris. Morris coached the team for three seasons, tallying a 17-31 record.

**SCIHANO HIRED AS HEAD COACH (1/26)** - The Buccaneers announce former Rutgers head coach Greg Schiano as the ninth coach in franchise history. In 12 years at Rutgers, Schiano compiled a 68-67 record, leading the team to six bowl game appearances.

**BARBER MAKES 200TH CONSECUTIVE START (9/9)** - CB Ronde Barber made his 200th consecutive start at cornerback in the season opener against the Carolina Panthers, extending his streak for the most consecutive games started by a cornerback.

**BARBER SCORES AGAIN (10/14)** - DB Ronde Barber returned an interception 78 yards in a 38-10 win over the Kansas City Chiefs, the 45th interception of his career and the eighth he has returned for a score. He has 14 career return touchdowns (eight from interceptions, four from fumble recoveries, one from punt return, one from punt block), the fourth-most return touchdowns in NFL history.

**GRUBER ENTERS RING OF HONOR (12/4)** - At halftime against the Kansas City Chiefs, Paul Gruber was inducted into the Buccaneers Ring of Honor. Gruber earned numerous awards during his 12-year career with the Buccaneers, including several All-Pro selections and distinction as a Pro Bowl alternate in 1997.

**BARBER SETS BUCCANEERS RECORD FOR GAMES STARTED (10/21)** - DB Ronde Barber recorded his 222nd career start against New Orleans, passing former Buccaneers LB Derrick Brooks (221 starts from 1995-08) for the most starts in team history.

**JACKSON SETS FRANCHISE RECORD FOR RECEIVING YARDS (10/21)** - WR Vincent Jackson set a team record and career-high with 216 receiving yards, including a career long 95-yard reception.

**MARTIN'S RECORD-BREAKING DAY (11/4)** - RB Doug Martin had the best game a Buccaneers running back has ever had in a 42-32 victory at Oakland, recording 251 rushing yards on only 25 carries (10.1 avg.) and four rushing touchdowns. His 251 rushing yards were the tenth-most in NFL history, and he became only the second player in league history to record 250+ rushing yards and four touchdowns in the same game.

**BARBER PASSES OTTO (12/2)** - DB Ronde Barber passed Hall of Fame C Jim Otto for the seventh-most consecutive starts in NFL history, with his 210th consecutive start.

**MCCOY SELECTED TO FIRST PRO BOWL (12/26)** - DT Gerald McCoy was selected to play for the NFC squad in the 2013 AFC-NFC Pro Bowl. It was the first time in McCoy's career that he has been honored.

**BARBER TIES PAGE (12/30)** - DB Ronde Barber ties Hall of Fame DE Alan Page for the sixth-most consecutive starts in NFL history, with his 215th consecutive start.

**FREEMAN SETS RECORDS (12/30)** - Having set the franchise record for passing yards in a single season against the Rams (12/23), QB Josh Freeman became the first Buccaneer to throw for 4,000 yards in a season against Atlanta. He also set the single-season Buccaneer mark for touchdown passes in a season (27) and career touchdown passes (78).



**MARTIN'S ROOKIE MARKS (12/30)** - RB Doug Martin capped off a brilliant rookie season, recording the second-most scrimmage yards (1,926), rushing yards (1,454) touchdowns (12), and rushing touchdowns (11) in franchise history, all of which were rookie records.

## 2013

**JACKSON SELECTED TO THIRD PRO BOWL (1/15)** - WR Vincent Jackson was selected to play for the NFC squad in the 2013 AFC-NFC Pro Bowl. It was the third time that Jackson was selected to the all-star game, and his first with the Buccaneers.

**MARTIN SELECTED TO FIRST PRO BOWL (12/26)** - RB Doug Martin was selected to play for the NFC squad in the 2013 AFC-NFC Pro Bowl. Martin became the first Buccaneers rookie to go to the event since Clifton Smith in 2008.

**BUCS TRADE FOR JETS CB REVIS (4/21)** - The Bucs trade a first round pick (13th overall) in the 2013 NFL Draft and a conditional draft pick in the 2014 NFL Draft to the New York Jets for three-time All-Pro CB Darrelle Revis. A four-time Pro Bowl selection and the 2009 AFC Defensive Player of the Year, Revis is widely considered one of the best cornerbacks in the NFL.

**SAPP INDUCTED INTO HALL OF FAME (8/4)** - DT Warren Sapp joins DE Lee Roy Selmon as the only Buccaneers in the NFL Hall of Fame. Sapp is inducted by his daughter, Mercedes.

**SAPP ENTERS RING OF HONOR; HAS NUMBER RETIRED (11/11)** - After his Hall of Fame induction in August, Sapp was chosen for the Buccaneers Ring of Honor at halftime of a Monday Night Football contest against Miami. Sapp's No. 99 was also officially retired by the team.

**MCCOY & REVIS SELECTED TO PRO BOWL (12/26)** - DT Gerald McCoy and CB Darrelle Revis were selected to play in the 2014 Pro Bowl. McCoy earns the honors for the second time in his career, becoming only the fourth Buccaneers defensive lineman to earn multiple Pro Bowl berths. It is Revis' fifth career Pro Bowl selection and his first with the Buccaneers.

**SCHIANO, DOMINIK DISMISSED (12/30)** - The Buccaneers announce the dismissal of head coach Greg Schiano and general manager Mark Dominik. Schiano coached the team for two seasons, tallying a 11-21 record.

## 2014

**SMITH NAMED HEAD COACH (1/2)** - Former Chicago Bears head coach Lovie Smith is named as the 10th head coach in Buccaneers history. Smith spent nine seasons as the head coach of the Bears (2004-12). The 2005 Associated Press Coach of the Year, Smith amassed a record of 81-63 with Chicago, earning three division titles, two NFC Championship game appearances and a berth in Super Bowl XLII.

**MCCOY AND DAVID NAMED FIRST-TEAM ALL-PRO (1/3)** - Defensive tackle Gerald McCoy and linebacker Lavonte David each earn first-team Associated Press All-Pro honors, becoming the first Buccaneers teammates to earn the distinction since 2005. David joins Hardy Nickerson and Derrick Brooks as the only linebackers in team history to be selected, while McCoy is the team's fourth defensive lineman to be honored (Simeon Rice, Warren Sapp and Lee Roy Selmon).

**LICHT NAMED GENERAL MANAGER (1/21)** - The Buccaneers hire Jason Licht as the fifth general manager in franchise history. In his career, the clubs that Licht has worked for have amassed nine playoff appearances, eight division championships, four conference championships and one Super Bowl title.

**BUCCANEERS AND NIKE UNVEIL NEW LOGO AND UNIFORM DESIGN (3/3)** - As part of a unique and innovative social media rollout, the Buccaneers debut their new NFL Nike Elite 51 Uniform designs, incorporating many of the unique historical aspects of the Tampa Bay area and featuring a refreshed color scheme honoring the franchise's past and present, while confidently positioning the team for the future.

**CONCESSIONS RENOVATIONS AT RAYMOND JAMES (5/5)** - The Buccaneers and Aramark, the team's food and beverage and retail services partner, announce plans for a comprehensive overhaul of the 14 main concourse concession locations and the construction of four additional beverage stands at Raymond James Stadium.

**FIRST-EVER 'ALL-OFFENSE' DRAFT BY THE BUCCANEERS (5/10)** - Beginning with their selection of wide receiver Mike Evans with the seventh overall pick, the Buccaneers had their first-ever draft of exclusively offensive players. Tampa Bay used all six of its picks in the 2014 NFL Draft to select players on the offensive side of the ball: wide receiver Mike Evans (first round, seventh overall), tight end Austin Seferian-Jenkins (second round, 38th overall), running back Charles Sims (third round, 69th overall), guard Kadeem Edwards (fifth round, 143rd overall), tackle Kevin Pamphile (fifth round, 149th overall) and wide receiver Robert Herron (sixth round, 185th overall).

**BUCCANEERS OWNER MALCOLM GLAZER PASSES AWAY (5/28)** - Tampa Bay Buccaneers owner Malcolm Glazer passes away at age 85. A dynamic business leader, Glazer helped mold the Buccaneers into a model franchise and one respected league-wide. Since being purchased by Glazer in 1995, the Buccaneers franchise has earned seven playoff berths, five playoff wins, and captured its first Super Bowl championship in 2002.

**BROOKS INDUCTED INTO HALL OF FAME (8/2)** - LB Derrick Brooks joins former teammate DT Warren Sapp and DE Lee Roy Selmon as the only Buccaneers in the NFL Hall of Fame. Brooks, the franchise's all-time leading tackler, is inducted by his son, Decalon.

**BROOKS ENTERS RING OF HONOR; HAS NUMBER RETIRED (9/14)** - Just as they did in the 1995, Derrick Brooks followed his teammate Warren Sapp, earning first-ballot Hall of Fame selection, Buccaneers Ring of Honor induction and the retirement of his number - for Brooks, the iconic "double nickel," No. 55.

**GERALD MCCOY SIGNS CONTRACT EXTENSION (10/25)** - Defensive tackle Gerald McCoy signs a seven-year contract extension, which makes him the highest-paid defensive tackle in the NFL.

**EVANS IS YOUNGEST PLAYER IN NFL HISTORY WITH 200 RECEIVING YARDS (11/16)** - Bucs rookie wide receiver Mike Evans had a banner day against the Washington Redskins, catching seven passes for 209 yards and two touchdowns, en route to a 27-7 Buccaneers victory. Evans' 209 receiving yards rank as the third-most in team history and, at 21 years old, he is the youngest player in NFL history with 200 receiving yards in a game.

**MCCOY SELECTED TO THIRD CONSECUTIVE PRO BOWL (12/23)** - Defensive tackle Gerald McCoy was named to the 2015 Pro Bowl, his third consecutive season being honored. He is the first Buccaneers player to earn nominations in three consecutive seasons since Ronde Barber (2004-06) and Derrick Brooks (1997-2006). He joins Pro Football Hall of Famers Warren Sapp (seven) and Lee Roy Selmon (six) as the only Buccaneers defensive linemen to earn at least three Pro Bowl Selections..

**EVANS SETS FRANCHISE RECORD FOR RECEIVING TOUCHDOWNS (12/28)**

- Capping off one of the best rookie seasons in Buccaneers history, Mike Evans catches his 12th touchdown of the year in the season finale against the New Orleans Saints, establishing a new franchise record for receiving touchdowns in a season. Evans finishes the year with 68 catches for 1,051 yards and 12 touchdowns.

**2015****MCCOY NAMED SECOND-TEAM ALL-PRO (1/2)**

- Defensive tackle Gerald McCoy is named second-team All-Pro by the Associated Press, becoming the first Buccaneer to be distinguished in consecutive seasons since Ronde Barber (first-team 2004-05, second-team 2006).

**KOETTER NAMED OFFENSIVE COORDINATOR (1/8)**

- Dirk Koetter is named offensive coordinator, following three seasons with the Atlanta Falcons, during which time he helped lead the team to a top 10 offense and a top five passing offense.

**TEAM SELECTS JAMEIS WINSTON WITH THE FIRST OVERALL PICK IN THE 2015 NFL DRAFT (4/30)**

- With the first pick in the 2015 NFL Draft, the Buccaneers select quarterback Jameis Winston. Winston becomes the fifth player ever selected by Tampa Bay with the No. 1 overall pick, joining Vinny Testaverde (1987), Bo Jackson (1986), Ricky Bell (1977) and Hall of Famer Lee Roy Selmon (1976). The 2013 Heisman winner played in 27 career games at Florida State, posting a 26-1 record and helping lead his team to a BCS National Championship.

**BUCCANEERS INTRODUCE RED (8/6)**

- The Buccaneers introduce their RED movement, designed to change the way female fans connect with their home team and own their individual football experience.

**LAVONTE DAVID SIGNS CONTRACT EXTENSION (8/10)**

- Linebacker Lavonte David signs a contract extension, which is scheduled to last through 2020 and makes him the highest-paid 4-3 outside linebacker in the NFL.

**ALSTOTT ENTERS RING OF HONOR (10/4)**

- Mike Alstott is the first of two Buccaneers Ring of Honor inductees for 2015, along with former Buccaneers QB Doug Williams. Alstott -selected during halftime against the Carolina Panthers - is the franchise's all-time leader in total touchdowns (71), and rushing touchdowns (58). His six Pro Bowl selections are a franchise record for an offensive player.

**COMPREHENSIVE RENOVATIONS PLANNED FOR RAYMOND JAMES STADIUM (12/2)**

- The Buccaneers and Tampa Sports Authority reached an agreement that would result in a comprehensive renovation of Raymond James Stadium. Phase 1 included the installation of new, state-of-the-art HD video boards in each end zone, four HD tower displays in each corner of the lower bowl and HD ribbon boards in the center ring of the suite level. The project also included a new, state-of-the-art sound system and concession upgrades, in addition to the renovation of all luxury suites. The second phase of the renovations will include an extensive renovation of the east and west club lounges, expansions of the general concourse, construction of a team store and other general fan enhancements.

**WILLIAMS ENTERS RING OF HONOR (12/6)**

- Doug Williams joins Mike Alstott as the second of the Buccaneers 2015 inductions into the Ring of Honor, being inducted at halftime against the Atlanta Falcons. During his five years with the Buccaneers, Williams helped lead the team to three playoff berths and an appearance in the 1979 NFC Championship game.

**2016****WINSTON FINISHES RECORD-SETTING ROOKIE SEASON (1/3)**

- Jameis Winston finishes his rookie season throwing for 325 yards at Carolina, bringing his season total to 4,042, a Buccaneers rookie record and the third-most by a rookie quarterback in NFL history. Winston also accounted for 28 total touchdowns during his rookie campaign, the most ever by a Buccaneers quarterback and tied for the third-most by a rookie in NFL history.

**LOVIE SMITH DISMISSED (1/6)**

- The Buccaneers announce the dismissal of head coach Lovie Smith. Smith coached the team for two seasons, tallying an 8-24 record.

**DIRK KOETTER NAMED HEAD COACH (1/15)**

- After spending the 2015 season as Tampa Bay's offensive coordinator, Dirk Koetter is named the 11th coach in Buccaneers history. In his only year with the Buccaneers, Koetter helped guide an offense that set a franchise record for total yards and finished in the top five in total offense in the NFL - the first time doing so in team history.

**FOUR PLAYERS NAMED TO PFWA ALL-ROOKIE TEAM (1/19)**

- The Buccaneers lead the NFL and set a team record after having four players selected to the Pro Football Writers of America's All-Rookie team, with QB Jameis Winston, T Donovan Smith, G Ali Marpet and LB Kwon Alexander earning spots.

**FIVE BUCCANEERS SELECTED TO PRO BOWL (1/25)**

- With Jameis Winston's addition to the Pro Bowl roster, he joins linebacker Lavonte David, guard Logan Mankins, running back Doug Martin and defensive tackle Gerald McCoy as one of five Buccaneers to be selected. Tampa Bay's five selections are the most for the team since 2002, when seven were chosen.

**WINSTON NAMED PEPSI ROOKIE OF THE YEAR (2/5)**

- After earning three Pepsi Rookie of the Week awards during the course of the 2015 season, Winston is chosen as the 2015 Pepsi Rookie of the Year.

**JACKSON SELECTED AS SALUTE TO SERVICE AWARD WINNER (2/5)**

- The NFL and USAA award Vincent Jackson the 2015 Salute to Service Award presented by USAA, the league's Official Military Appreciation Sponsor.

**DUNGY INDUCTED INTO HALL OF FAME (8/2)**

- Former Buccaneers HC Tony Dungy is inducted into the Hall of Fame, joining LB Derrick Brooks, DT Warren Sapp and DE Lee Roy Selmon as the only Buccaneers in the NFL Hall of Fame. Dungy, whose .563 winning percentage is the highest in franchise history, is inducted by former teammate, Donnie Shell.

**BUCCANEERS UNVEIL NEW RAYMOND JAMES STADIUM EXPERIENCE (8/26)**

- In the Buccaneers' first preseason homecoming game of the 2016 schedule, fans get their first chance to see the team's all-new video boards and sound system, as well as the team's premium seating Hall of Fame Club. The new main video displays, tower displays and ribbon boards measure a total display area of 28,416 square feet - the third-largest mark in the NFL.

**LYNCH ENTERS RING OF HONOR (11/6)**

- On a primetime Thursday Night Football matchup against the Atlanta Falcons, former Buccaneers safety John Lynch is inducted into the team's Ring of Honor. Lynch was part of the Super Bowl XXXVII championship team and earned five Pro Bowl selections during his time with Tampa Bay, along with four All-Pro choices.

**EVANS & MCCOY SELECTED TO PRO BOWL (12/20)**

- WR Mike Evans is selected to his first career Pro Bowl, while DT Gerald McCoy earns his fifth career and fifth consecutive trip.

## 2017

### EVANS TIES OWN FRANCHISE RECORD FOR RECEIVING TOUCHDOWNS (1/1)

- After setting the franchise record for receiving touchdowns during his rookie season, WR Mike Evans matches it with his 12th touchdown catch of the year in the season finale against the Carolina Panthers, establishing a new franchise record for receiving touchdowns in a season. Evans finishes the year with 96 catches for 1,321 yards and 12 touchdowns.

### WINSTON THROWS 50TH TOUCHDOWN PASS (1/1)

- In the season finale against the Carolina Panthers, QB Jameis Winston throws his 50th career touchdown pass, becoming the youngest player in NFL history to reach 50 career touchdown passes at 22 years old.

### BUCCANEERS POST WINNING RECORD (1/1)

- With a 17-16 win over the Carolina Panthers in their final regular season game, the Buccaneers posted a 9-7 record on the year, the team's first winning record since 2010. Dirk Koetter's nine wins in his first year as the head coach are the second-most by any Buccaneers coach in their first season.

### THREE BUCCANEERS SELECTED TO AP ALL-PRO TEAM (1/6)

- In addition to their Pro Bowl berths, WR Mike Evans and DT Gerald McCoy also earned second-team All-Pro honors, alongside LB Lavonte David.

### HARGREAVES SELECTED TO PFWA ALL-ROOKIE TEAM (1/17)

- 2016 first-round pick Vernon Hargreaves was selected to the Pro Football Writers of America's All-Rookie team, becoming the first Tampa Bay cornerback to earn the distinction since Donnie Abraham in 1996.

### GLAZER ENTERS RING OF HONOR (10/5)

- On nationally-televised Thursday Night Football, late owner Malcolm Glazer is inducted into the team's Ring of Honor. Glazer purchased the team in 1995 for a then-record \$192 million. In 1997 the team broke a 16-year postseason drought and eventually won Super Bowl XXXVII in January 2003.

### GRUDEN ENTERS RING OF HONOR (12/18)

- At halftime of Tampa Bay's Monday Night Football contest against the NFC South rival Atlanta Falcons, former head coach Jon Gruden is inducted into the team's Ring of Honor. Gruden, who served as the team's head coach from 2002-08, guided the Buccaneers to a 12-4 record in his first season, including a win in Super Bowl XXXVII. He finished his Buccaneers career with 57 wins - the most in team history.

### MCCOY SELECTED TO SIXTH CONSECUTIVE PRO BOWL (12/19)

- Defensive tackle Gerald McCoy was named to the 2018 Pro Bowl, his sixth consecutive season being honored. His six career selections are the third-most in team history and trails only Hall of Famers Derrick Brooks and Warren Sapp.

## 2018

### ALEXANDER EARNS FIRST CAREER PRO BOWL SELECTION (1/16)

- Linebacker Kwon Alexander is added to the 2018 Pro Bowl roster, becoming the seventh linebacker in franchise history to earn the distinction.

### BRATE & EVANS SIGNED TO SIX-YEAR CONTRACTS (1/16)

- Tight end Cameron Brate and wide receiver Mike Evans each sign six-year contracts.

### BUCCANEERS TRADE FOR JASON PIERRE-PAUL (3/22)

- The Buccaneers acquired two-time Pro Bowl defensive end Jason Pierre-Paul in a trade with the New York Giants.

### BUCCANEERS TRAINING FACILITY RE-NAMED (8/27)

- AdventHealth and the Tampa Bay Buccaneers unveiled a new name and logo for the NFL team's training facility and business offices, which will now be named the AdventHealth Training Center. .

## FITZPATRICK WINS CONSECUTIVE NFC OFFENSIVE PLAYER OF THE WEEK AWARDS (9/19)

- Quarterback Ryan Fitzpatrick posts consecutive 400-yard, four-touchdown games to start the season, earning back-to-back NFC Offensive Player of the Week honors, becoming the only player in NFL history to throw for at least 400 yards and four touchdowns in the first two games of the season.

## FITZMAGIC CONTINUES (9/24)

- Quarterback Ryan Fitzpatrick posts his third consecutive 400-yard game, becoming the first player in NFL history to post three consecutive 400-yard games.

## EVANS SETS FRANCHISE RECORD (9/24)

- On Monday Night Football against the Pittsburgh Steelers, wide receiver Mike Evans becomes the franchise's all-time touchdown reception leader, passing tight end Jimmie Giles.

## DUNGY INDUCTED INTO RING OF HONOR (9/24)

- At halftime of Tampa Bay's Monday Night Football contest against Pittsburgh Steelers, former head coach Tony Dungy is inducted into the team's Ring of Honor. Dungy, a 2016 Pro Football Hall of Fame enshrinee, amassed a 54-42 regular season record as head coach of the Buccaneers, posting a franchise-best .563 winning percentage and four playoff appearances.

## MARPET SIGNED TO SIX-YEAR CONTRACT (10/9)

- Guard Ali Marpet signs a six-year contract.

## EVANS BECOMES BUCCANEERS ALL-TIME LEADING RECEIVER (10/14)

- Against the Atlanta Falcons, Evans surpasses Mark Carrier for the most receiving yards in team history.

## DEFENSIVE COORDINATOR MIKE SMITH DISMISSED (10/15)

- Smith is replaced by Mark Duffner, who previously served as the team's linebackers coach.

## BUCCANEERS SET FIRST DOWN RECORD (10/21)

- In an overtime contest against the Cleveland Browns, the Buccaneers record 34 first downs (31 in regulation) to establish a new franchise record for first downs in a game.

## TEAM RECORDS MOST YARDS IN FRANCHISE HISTORY (10/28)

- Facing the Cincinnati Bengals on the road, the Buccaneers rack up 576 yards of offense, the most in team history, surpassing the previous team record of 573, established in 1980.

## DESEAN JACKSON MAKES NFL HISTORY (10/28)

- Jackson records his 24th career touchdown of 60 or more yards, surpassing Jerry Rice (23) for the most such touchdowns in NFL history.

## PIERRE-PAUL TIES FRANCHISE RECORD (10/28)

- Defensive end Jason Pierre-Paul registers his sixth consecutive game with a sack, tying Simeon Rice for the longest streak in Buccaneers history.

## PIERRE-PAUL REACHES DOUBLE-DIGIT SACKS (11/25)

- Against the San Francisco 49ers, defensive end Jason Pierre-Paul reaches double-digit sacks, becoming the first Buccaneers player to do so since 2005 (Simeon Rice).

## ADAMS TIES FRANCHISE RECORD (12/2)

- Facing the Carolina Panthers, safety Andrew Adams records three interceptions, joining Ronde Barber (twice) and Aqib Talib as the only players in franchise history to post at least three interceptions in the same game.

## WINSTON BECOMES FRANCHISE LEADER IN PASSING TOUCHDOWNS (12/2)

- Against the Carolina Panthers, quarterback Jameis Winston throws two touchdown passes, surpassing Josh Freeman for the most career touchdown passes in team history.

## DAVID SETS FRANCHISE RECORD (12/16)

- Linebacker Lavonte David, in a game at the Baltimore Ravens, records his 13th career fumble recovery, surpassing Ronde Barber (12) for the most fumble recoveries in Buccaneers history.

**EVANS SETS FRANCHISE SINGLE-SEASON MARK (12/30)** – In the regular season finale against the Atlanta Falcons, wide receiver Mike Evans establishes a new franchise record for receiving yards in a season, finishing the year with 1,524 yards. The previous best had been set by Mark Carrier in 1989 (1,422).

**BUCCANEERS OFFENSE IN THE RECORD BOOKS (12/30)** – The 2018 Buccaneers offense finished the season with new franchise records in points scored (396), total yards (6,648), passing yards (5,125), touchdowns (49), passing touchdowns (36), first downs (388), passing first downs (265), third down conversion rate (46.0%), yards per play (6.30) and net yards per pass play (7.70).

**DIRK KOETTER RELIEVED OF DUTIES (12/30)** – The Buccaneers announced the dismissal of head coach Dirk Koetter, who coached the team for three seasons, amassing a 19–29.

## 2019

**EVANS NAMED TO PRO BOWL (1/7)** – Wide receiver Mike Evans is added to the 2019 Pro Bowl roster, his second career selection to the contest, establishing him as the first wide receiver in team history to make multiple Pro Bowls with the Buccaneers.

**BUCCANEERS NAME BRUCE ARIANS HEAD COACH (1/7)** – Bruce Arians is named the 12th head coach in franchise history. Arians is a two-time Associated Press NFL Coach of the Year, earning the award in 2012 (Indianapolis Colts) and in 2014 (Arizona Cardinals). He is the only coach in NFL history to earn the award multiple times in a three-year span with different teams and is one of only 12 coaches in NFL history to win the award multiple times.

**DONOVAN SMITH SIGNED TO THREE-YEAR CONTRACT (3/5)** – Left tackle Donovan Smith signs a three-year contract. Smith has started all 64 games in his first four NFL seasons.

**BUCCANEERS HIRE FULL-TIME WOMEN COACHES (3/20)** – Buccaneers hire Maral Javadifar (assistant strength and conditioning coach) and Lori Locust (assistant defensive line coach). Locust and Javadifar are the first full-time female coaches in franchise history and the Buccaneers became the first NFL team with two female coaches on staff.

**JAMEIS WINSTON BECOMES FRANCHISE'S ALL-TIME LEADING PASSER (9/8)** – In the 2019 season opener, quarterback Jameis Winston surpassed Vinny Testaverde (14,820) for the most passing yards in franchise history. He finished the season with 19,737 yards passing to rank atop the record books.

**SHAQUIL BARRETT BECOMES FIRST PLAYER IN FRANCHISE HISTORY WITH 3.0-OR-MORE SACKS IN BACK-TO-BACK GAMES (9/22)** – The outside linebacker racked up 3.0 sacks in Week 2 at Carolina before registering 4.0 more in Week 3 against the New York Giants, becoming the first player in team history to rack up 3.0+ sacks in back-to-back games. His 8.0 sacks through three games tied the NFL record for the most by any player in his team's first three games (Mark Gastineau, 1984 New York Jets).

**BUCCANEERS SET SINGLE-GAME POINTS RECORD (9/29)** – In a 55–40 shootout with the Los Angeles Rams in Week 4, Tampa Bay set a new team record for points scored in a single game.

**MIKE EVANS BECOMES FIRST PLAYER IN FRANCHISE HISTORY WITH 175-OR-MORE RECEIVING YARDS IN BACK-TO-BACK GAMES (11/3)** – Three-time Pro Bowl wide receiver Mike Evans became the first player in team history to surpass 150+ yards receiving in back-to-back games, as well as the first to record 175+ receiving yards when he followed up a 11-reception, 198-yard game at Tennessee on 10/27/19 with a 12-catch, 180-yard performance at Seattle on 11/3. He also joined James Wilder as the only players in team history to record consecutive games with at least 10 receptions.

**MIKE EVANS BECOMES YOUNGEST PLAYER IN NFL HISTORY TO REACH 7,000 CAREER RECEIVING YARDS (11/10)** – Evans surpassed 7,000 career receiving yards on 11/10/19 vs. Arizona. At 26 years, 81 days old, Evans became the youngest player in league history to reach that mark, beating out Larry Fitzgerald (26 years, 111 days), DeAndre Hopkins (26 years, 186 days) and Randy Moss (26 years, 220 days).

**MIKE EVANS JOINS RANDY MOSS IN ELITE CLUB (11/24)** – Evans and Pro Football Hall of Famer Randy Moss are the only two players in NFL history to record 1,000-or-more receiving yards in each of their first six seasons.

**MIKE EVANS AND CHRIS GODWIN MAKE HISTORY (11/24)** – Wide receiver duo Mike Evans and Chris Godwin became the first pair of receiver teammates to each have three games with 150-plus receiving yards in a single season. They later became the first pair of Buccaneers teammates to surpass 1,100 yards receiving in the same season.

**JAMEIS WINSTON SETS SINGLE-SEASON FRANCHISE PASSING RECORD (12/8)** – Tampa Bay's all-time leading passer Jameis Winston set a new single-season record for passing yards with three games remaining in the 2019 season. He finished the year with 5,109 passing yards, becoming the first Buccaneers quarterback to hit the 5,000-yard passing milestone in team history.

**JAMEIS WINSTON BECOMES FIRST PLAYER IN NFL HISTORY TO PASS FOR 450-OR-MORE YARDS IN BACK-TO-BACK GAMES (12/15)** – Winston threw for 456 yards on 12/8/19 vs. Indianapolis before racking up a career-high 458 yards passing on 12/15 at Detroit. Those performances rank as the third and fourth-best single game passing performances in team history.

**JAMEIS WINSTON SETS SINGLE-SEASON FRANCHISE PASSING TOUCHDOWN RECORD (12/15)** – Winston set a new single-season record for passing touchdowns when he hit 30 on 12/15/19 at Detroit, surpassing his own record of 28 set in 2016). He finished the year with a record-setting 33 touchdowns.

**BUCCANEERS BREAK SINGLE-SEASON TEAM SCORING RECORD (12/15)** – The 2019 Buccaneers surpassed the 2018 team (396 points) for the most points scored in a single season in team history as they surpassed the 400-point mark in Week 15 at Detroit. Tampa Bay finished with a record-setting 458 points scored in 2019.

**THREE BUCCANEERS SELECTED TO 2020 PRO BOWL (12/17)** – Wide receiver Mike Evans earned his third career Pro Bowl selection, while wide receiver Chris Godwin and outside linebacker Shaquil Barrett were each named to the Pro Bowl for the first time in their careers.

**BUCCANEERS BREAK SINGLE-SEASON TEAM TOUCHDOWN RECORD (12/21)** – The 2019 Buccaneers surpassed the 2018 team (49 touchdowns) for the most touchdowns scored in a single season in team history as they surpassed the previous mark in Week 16 vs. Houston. Tampa Bay finished with a record-setting 54 touchdowns in 2019. The four fumble recovery touchdowns and six total defensive touchdowns also each set Tampa Bay single-season franchise records.

**SHAQUIL BARRETT BREAKS WARREN SAPP'S SINGLE-SEASON SACK RECORD (12/29)** – Barrett finished out his first year with the Buccaneers notching 3.0 sacks in Week 17 vs. Atlanta, giving him 19.5 on the season to surpass Warren Sapp (16.5 in 2000) for the most sacks by a Buccaneers player in a single season.

**LAVONTE DAVID REACHES 1,000 CAREER TACKLES (12/29)** – The veteran inside linebacker surpassed 1,000 career tackles in Week 17 to join Derrick Brooks (2,198), Ronde Barber (1,428) and Hardy Nickerson (1,028) as the only four players in team history with 1,000 career tackles. David finished with 1,005 through his eighth season.

**LAVONTE DAVID JOINS RAY LEWIS IN ELITE CLUB (12/29)** – David joined Pro Football Hall of Famer Ray Lewis as the only two players in NFL history to record 1,000 tackles, 20.0 sacks and 10 interceptions through eight career seasons, since sacks became an official statistic in 1982.

## 2020

**SHAQUIL BARRETT AND CHRIS GODWIN NAMED AP SECOND-TEAM ALL-PRO (1/3)** – Outside linebacker Shaquil Barrett led the league with a franchise-record 19.5 sacks in 2019, securing his first AP All-Pro recognition. Third-year receiver Chris Godwin also earned All-Pro honors for the first time after finishing third in the NFL with 1,333 receiving yards and tied for fourth with nine receiving touchdowns.

**BUCCANEERS SIGN SIX-TIME SUPER BOWL CHAMPION TOM BRADY (3/20)** – Tampa Bay acquired three-time NFL MVP and 14-time Pro Bowl quarterback Tom Brady during 2020 free agency. Brady entered the 2020 season ranked second in NFL history for both passing yards (74,751) and passing touchdowns (541).

**BUCCANEERS REVEAL NEW UNIFORMS PRIOR TO 2020 SEASON (4/7)** – Tampa Bay unveiled a fresh look for the 2020 season, featuring the distinctive style that defined the franchise's most successful era from 1997-2013. The team introduced an all-pewter color rush uniform for the first time.

**TAMPA BAY ACQUIRED FOUR-TIME ALL-PRO ROB GRONKOWSKI IN TRADE (4/21)** – The Buccaneers acquired tight end Rob Gronkowski in a trade with the New England Patriots. Gronkowski joined the Buccaneers after racking up five Pro Bowl nods, four All-Pro seasons and three Super Bowl titles over his first nine years in the NFL.

**NFL CONDUCTS FIRST EVER VIRTUAL NFL DRAFT DUE TO THE COVID-19 PANDEMIC, BUCCANEERS SELECT TRISTAN WIRFS (4/21)** – Due to the coronavirus pandemic, the NFL was forced to move its NFL Draft, scheduled to be in Las Vegas, to an all-virtual event. The Buccaneers traded up with the San Francisco 49ers in the first round to select tackle Tristan Wirfs with the No. 13 overall pick in the 2020 NFL Draft.

**TOM BRADY BECOMES WINNINGEST PLAYER IN NFL HISTORY (10/4)** – Leading the Buccaneers to a 38-31 win over the Los Angeles Chargers on Oct. 4, Brady earned his 222nd win in the NFL, surpassing Adam Vinatieri (221) for the most regular-season wins in NFL history.

**TOM BRADY MATCHES SINGLE-GAME PASSING TOUCHDOWN RECORD (10/4)** – In just his fourth game as a member of the Tampa Bay Buccaneers, quarterback Tom Brady tied the franchise's single-game passing record with five touchdown passes vs. the Los Angeles Chargers on Oct. 4.

**BUCCANEERS EARN CONSECUTIVE 25-POINT WINS FOR THE FIRST TIME IN TEAM HISTORY, SECURE FIRST EVER WIN IN LAS VEGAS (10/25)** – Tampa Bay earned a 38-10 win over the Green Bay Packers on Oct. 18 followed by a 45-20 win over the Las Vegas Raiders on Oct. 25, marking the first time in franchise history that the Buccaneers won back-to-back games by 25-or-more points. The latter game was the team's first ever game played in Las Vegas.

**RONALD JONES II SCORES LONGEST OFFENSIVE TOUCHDOWN IN TEAM HISTORY (11/15)** – Running back Ronald Jones II scored on a 98-yard run vs. the Carolina Panthers, securing the longest offensive touchdown in team history. He became one of just four players in NFL history to record a rush of 98-or-more yards. Jones also set a career high with 192 yards rushing in the game, tied for the fifth-most in a single game in team history.

**JUSTIN WATSON BECOMES FIRST WIDE RECEIVER IN NFL HISTORY TO RECORD A SACK (11/15)** – Playing on special teams, wide receiver Justin Watson stuffed a pass attempt on a fake punt, becoming the first wide receiver in NFL history to earn a sack.

**TOM BRADY SURPASSES DREW BRES FOR THE NFL'S ALL-TIME PASSING TOUCHDOWN RECORD (11/23)** – Tom Brady threw a pair of touchdown passes vs. the Los Angeles Rams on Nov. 23, claiming the NFL's all-time passing touchdown record.

**BUCCANEERS CLINCH PLAYOFF BERTH, SNAPPING 12-YEAR POSTSEASON DROUGHT (12/26)** – Tampa Bay earned its second-largest win in team history, with a 47-7 rout of the Detroit Lions on Dec. 26, securing the team's first playoff berth since 2007.

**TOM BRADY SETS SINGLE-SEASON FRANCHISE PASSING TOUCHDOWN RECORD, EARNS PERFECT PASSER RATING (12/26)** – In his one half of game action vs. Detroit, Brady completed 22-of-27 passes for 348 yards and four touchdowns, with zero turnovers, earning a perfect 158.3 passer rating. The four touchdowns helped Brady to surpass Jameis Winston (36) for the most single-season passing touchdowns in team history, as Brady would finish the season with 40.

**MIKE EVANS BREAKS SINGLE-SEASON RECEIVING TOUCHDOWN RECORD, JOINS ELITE GROUP (12/26)** – Pro Bowl receiver Mike Evans made 10 receptions for 181 yards receiving and two touchdowns at Detroit, securing the franchise record for single-season receiving touchdowns (13). He also became one of just seven players in NFL history with 8,000+ receiving yards and 60+ receiving touchdowns in their first seven seasons.

**TAMPA BAY SETS SINGLE-GAME NET YARDAGE RECORD (12/26)** – Tampa Bay accumulated 588 yards of total offense in a 47-7 win over Detroit, marking the most single-game net yards in team history and the largest net-yardage differential (+402) in franchise history.

## 2021

**MIKE EVANS SURPASSES RANDY MOSS FOR NFL RECORD (1/3)** – In the final game of the 2020 regular season, Mike Evans surpassed the 1,000-yard receiving mark for the seventh consecutive season. He became the first player in NFL history with at least 1,000-or-more receiving yards in seven consecutive seasons to begin his career, surpassing Randy Moss (six-straight seasons).

**TOM BRADY SURPASSES BRETT FAVRE FOR MOST STARTS IN NFL HISTORY (1/3)** – Tom Brady made his 299th career start on Jan. 3 vs. Atlanta, surpassing Brett Favre (298) for the most starts in NFL history.

**TOM BRADY SETS NFL RECORD FOR PLAYER IN HIS FIRST SEASON WITH A TEAM (1/3)** – Tom Brady finished the 2020 regular season with 40 touchdown passes, surpassing Peyton Manning (37 in 2012 with Denver) for the most touchdown passes in NFL history by a player in his first season with a team (includes rookies).

**TOM BRADY BREAKS FRANCHISE'S SINGLE-SEASON PASSER RATING RECORD (1/3)** – In a record-breaking first season with the Buccaneers, Tom Brady finished the year with a 102.2 passer rating, the best single-season mark in team history.

**LAVONTE DAVID MOVES INTO TOP FIVE FOR MOST GAMES STARTED FOR TAMPA BAY (1/3)** – Linebacker Lavonte David tied Buccaneers Ring of Honor member Mike Alstott (137) for the fifth-most starts by a player in team history.

**RYAN SUCCOP BREAKS FRANCHISE'S SINGLE-SEASON POINTS RECORD (1/3)** – In his first year in Tampa Bay, Succop finished the season with 136 points scored – the most points scored by a player in a single season in team history.

**BUCCANEERS BREAK SINGLE-SEASON TEAM SCORING, TOUCHDOWN RECORDS (1/3)** - The 2020 Buccaneers surpassed the 2019 team (458 points) for the most points scored in a single season in team history as they finished with a record-setting 492 points scored in 2020. The Buccaneers also surpassed the 2019 team (54 touchdowns) for the most touchdowns scored in a single season in team history, finishing with a record-setting 59 touchdowns in 2020.

**TAMPA BAY ADVANCES TO NFC CHAMPIONSHIP GAME (1/17)** - Tampa Bay qualified for the NFC Championship Game for the fourth time in club history by defeating the division-rival New Orleans Saints, 30-20 at the Mercedes-Benz Superdome. Tampa Bay trailed 20-13 with 2:23 remaining in the third quarter before scoring 17 unanswered points to secure the win.

**BUCCANEERS CLAIM NFC TITLE (1/24)** - Tampa Bay earned its second NFC crown and Super Bowl berth with a 31-26 win over the Green Bay Packers at Lambeau Field. The win marked Tampa Bay's ninth-straight road win dating back to the regular season - the longest road winning streak in franchise history. The Buccaneers were the first No. 5 seed in NFL history to defeat a No. 1 seed in a conference championship game.

**TAMPA BAY WINS SUPER BOWL LV, BECOMES FIRST TEAM IN NFL HISTORY TO WIN AT HOME STADIUM (2/7)** - The Buccaneers defeated the Kansas City Chiefs, 31-9, in Super Bowl LV at Raymond James Stadium in Tampa, becoming the first team in league history to win the Super Bowl on its home field. The Chiefs, who led the NFL with 415.8 yards of offense per game and who ranked sixth in the NFL in scoring (29.6 points per game) during the regular season, were held to just nine points by Tampa Bay's defense - tied for the 10th-fewest points allowed in Super Bowl history. The win marked the eighth consecutive win for the Buccaneers dating back to the regular season, securing the longest winning streak in team history. It was also the seventh consecutive game in which Tampa Bay scored 30-or-more points to finish the season. Quarterback Tom Brady won Super Bowl MVP honors, securing his fifth Super Bowl MVP award - the most in NFL history.

**WORLD CHAMPIONS PARADE THROUGH TAMPA (2/10)** - Following their 31-9 victory over Kansas City in Super Bowl LV, the World Champion Tampa Bay Buccaneers paraded down the Hillsborough River in the franchise's first ever boat parade to celebrate the organization's second Super Bowl title.

**TAMPA BAY RETURNS ALL 22 STARTERS FROM SUPER BOWL TEAM (4/5)** - In an unprecedented effort by the front office, the Buccaneers were able to return all 22 starters from the Super Bowl LV championship team, becoming the first to do so in the salary cap era. Tampa Bay was the first team since the 1979 Pittsburgh Steelers to return all of its Week 1 starters from a Super Bowl season and the first team since the 1977 Raiders to return all 22 starters from the Super Bowl gameday roster.

**BUCCANEERS RECEIVE SUPER BOWL LV CHAMPIONSHIP RINGS (7/22)** - Buccaneers players, coaches and staff received their Super Bowl LV Championship rings, featuring first-of-its-kind twist off top that revealed a hand-engraved, three-dimensional replica of Raymond James Stadium, in honor of the team becoming the first to win a Super Bowl in its home stadium.

**JOHN LYNCH INDUCTED INTO HALL OF FAME (8/8)** - Former Buccaneers safety John Lynch is inducted into the Hall of Fame, joining LB Derrick Brooks, HC Tony Dungy, DT Warren Sapp and DE Lee Roy Selmon as the only Buccaneers in the NFL Hall of Fame. Lynch earned five Pro Bowl selections and two Associated Press first-team All-Pro honors in his 11 seasons with the Buccaneers. He was a vital part of the Buccaneers secondary that brought the organization its first Super Bowl title following the 2002 season.

**TOM BRADY SURPASSES DREW BREES FOR THE NFL'S ALL-TIME PASSING YARDS RECORD (10/3)** - Against his former team, the New England Patriots, quarterback Tom Brady surpassed Drew Brees (80,358) for the most passing yards in NFL history. In the process, Brady also joined Brees, Brett Favre and Peyton Manning as the only quarterbacks in league history to defeat all 32 NFL teams.

**BUCCANEERS DEFENSE HOLDS PATRIOTS TO FRANCHISE RECORD -1 RUSHING YARDS (10/3)** - Tampa Bay set a new single-game record for fewest rushing yards allowed, shutting down New England for -1 rushing yards.

**TOM BRADY CAPTURES NFL RECORDS FOR MOST CAREER GAMES WITH THREE-OR-MORE OR FOUR-OR-MORE PASSING TOUCHDOWNS (10/3)** - Tom Brady threw four touchdown passes at New Orleans, setting a new NFL record with his 38th career game with four-or-more passing touchdowns. In the same game, he also passed Drew Brees for the most games with three-or-more passing touchdowns.

**MIKE EVANS BREAKS MIKE ALSTOTT'S CAREER FRANCHISE TOUCHDOWN RECORD (11/22)** - Mike Evans recorded the 72nd touchdown of his Buccaneers career, surpassing Mike Alstott for the most in team history.

**CHRIS GODWIN SECURES SINGLE-GAME FRANCHISE RECEPTION RECORD (12/5)** - Wide receiver Chris Godwin hauled in 15 catches at Indianapolis, setting a new single-game reception record for Tampa Bay.

**BUCCANEERS GRANTED ACCESS TO GERMANY AS INTERNATIONAL HOME MARKETING AREA (12/15)** - The Buccaneers were one of 18 teams granted marketing rights to a new international market, paving the way for Tampa Bay to begin marketing, partnership, fan events and other marketing activities in Germany. Additionally, this initiative revealed the news that the Buccaneers would soon play their first ever game in Germany at a date to be announced later.

**FRANCHISE-RECORD TYING NINE BUCCANEERS NAMED TO 2022 PRO BOWL ROSTER (12/22)** - The Buccaneers had nine players named to the 2022 Pro Bowl, tying the 2000 Buccaneers for the most selections in franchise history. Quarterback Tom Brady earned his NFL-record 15th Pro Bowl selection, wide receiver Mike Evans received his fourth career selection and outside linebacker Shaquil Barrett garnered his second career selection, while center Ryan Jensen, guard Ali Marpet, nose tackle Vita Vea, linebacker Devin White, safety Antoine Winfield Jr. and tackle Tristan Wirfs each were named to the first Pro Bowl of their respective careers.

**BUCCANEERS CAPTURE SEVENTH NFC SOUTH DIVISION TITLE (12/26)** - Tampa Bay defeated the Carolina Panthers 32-6 to claim its seventh division title in franchise history.

## 2022

**TAMPA BAY EARNS 13TH REGULAR SEASON VICTORY TO SET NEW FRANCHISE RECORD (1/9)** - Tampa Bay defeated the Carolina Panthers 41-17 to claim its 13th win of the 2021 regular season, surpassing the 2002 Buccaneers for the most wins in a single season in team history, while also setting a team record for the highest win percentage in a season (.765).

**MIKE EVANS SETS NEW SINGLE SEASON TOUCHDOWN RECORD, JOINS ELITE GROUP (1/9)** - Wide receiver Mike Evans made six receptions for 89 yards and two touchdowns in the final week of the 2021 regular season, setting a new franchise single-season record for touchdown receptions (14). He also extended his NFL record for consecutive 1,000-yard receiving seasons to begin a career to eight and became one of just four players in NFL history with 9,000+ receiving yards and 75+ receiving touchdowns through eight seasons, joining Pro Football Hall of Famers Marvin Harrison, Randy Moss and Jerry Rice.

**TOM BRADY BREAKS MULTIPLE RECORDS IN**

**2021 SEASON FINALE (1/9)** - Tom Brady set new single-season franchise records for passing yards (5,316) and passing touchdowns (43), while also joining Drew Brees (2008) and Peyton Manning (2013) as the only players in NFL history to lead the league in passing yards, touchdowns, completions and attempts in the same season.

**TRISTAN WIRFS BECOMES FIRST**

**BUCCANEERS OFFENSIVE LINEMAN TO EARN FIRST-TEAM AP ALL-PRO HONORS (1/14)** - In just his second NFL season, tackle Tristan Wirfs became the first offensive lineman in team history to earn first team AP All-Pro honors, and the first Tampa Bay player at any position with a first-team designation since 2015.

**MIKE EVANS BECOMES FRANCHISE LEADER FOR POSTSEASON RECEPTIONS, RECEIVING YARDS AND RECEIVING TOUCHDOWNS (1/23)**

- Wide receiver Mike Evans recorded 100-or-more yards in each of Tampa Bay's two playoff games following the 2021 season on his way to becoming the franchise's all-time career playoff leader for receptions (28), receiving yards (440) and receiving touchdowns (four). Evans already held the team records for receptions, receiving yards and receiving touchdowns during the regular season.

**LEONARD FOURNETTE BECOMES FRANCHISE LEADER FOR POSTSEASON SCRIMMAGE YARDS (1/23)**

- Running back Leonard Fournette surpassed Mike Alstott (502) for the franchise's all-time career playoff scrimmage yards record, accumulating 555 scrimmage yards through his first two postseason runs in Tampa Bay.

**TODD BOWLES TAKES OVER AS BUCCANEERS**

**HEAD COACH (3/30)** - In light of Super Bowl-winning head coach Bruce Arians making the decision to transition into a front office role for Tampa Bay, the Buccaneers named Todd Bowles the franchise's 13th head coach. Bowles previously served as the team's defensive coordinator from 2019-21, transforming the Buccaneers defense into one of the league's most productive and opportunistic defenses in the NFL.

**MIKE EVANS BECOMES FRANCHISE LEADER FOR SCRIMMAGE YARDS (10/2)**

- Wide receiver Mike Evans surpassed James Wilder (9,449) for the most scrimmage yards in franchise history. In his first nine seasons, Evans became Tampa Bay's all-time leader in receptions, receiving yards, receiving touchdowns, scrimmage yards and scrimmage touchdowns.

**BUCCANEERS PLAY IN NFL'S FIRST EVER GAME IN GERMANY (11/13)**

- The Tampa Bay Buccaneers defeated the Seattle Seahawks 21-16 at Allianz Arena - the home of FC Bayern Munich in Munich, Germany as part of the NFL's International Series. The game marked the NFL's first ever contest in Germany.

**2023****TAMPA BAY BUCCANEERS REPEAT AS NFC SOUTH CHAMPIONS (1/1)**

- For the first time in franchise history, the Buccaneers earned consecutive division titles after defeating the Carolina Panthers 30-24 at Raymond James Stadium.

**RONDE BARBER INDUCTED INTO HALL OF FAME (8/5)**

- Former Buccaneers defensive back Rondé Barber is inducted into the Hall of Fame, joining LB Derrick Brooks, HC Tony Dungy, S John Lynch, DT Warren Sapp and DE Lee Roy Selmon as the only Buccaneers in the NFL Hall of Fame. Barber earned five Pro Bowl selections and three Associated Press first-team All-Pro honors in his 16 seasons with the Buccaneers. He was a vital part of the Buccaneers secondary that brought the organization its first Super Bowl title following the 2002 season. As of his induction, Barber owns franchise records for games played (241), games started (232), interceptions (47), total touchdowns by a defensive player (14) and defensive touchdowns (12). He also stands as the only player in league history with 45-or-more career interceptions and 25-or-more career sacks.

**2024****MIKE EVANS RECORDS 1,000 RECEIVING YARDS FOR THE 10TH-CONSECUTIVE SEASON, MARKING THE SECOND-LONGEST STREAK IN NFL HISTORY (12/3)**

- Mike Evans hauled in seven receptions for 162 yards and a touchdown vs. the Carolina Panthers to go over the 1,000-yard receiving mark on the season and extend his own NFL record of consecutive 1,000-yard receiving seasons to begin a career. His 10 consecutive seasons with 1,000+ receiving yards trail only Pro Football Hall of Famer Jerry Rice's streak of 11-straight-such seasons.

**TAMPA BAY BUCCANEERS WIN THIRD CONSECUTIVE NFC SOUTH TITLE (1/7)**

- The Buccaneers shut out the Carolina Panthers 3-0 to secure the team's third consecutive division title and fourth consecutive playoff berth. Tampa Bay was the only NFC team to clinch a playoff spot each year from 2020-23.

**ANTOINE WINFIELD JR. NAMED AP FIRST-TEAM ALL-PRO (1/12)**

- In an unprecedented campaign, Winfield Jr. became the lone player since data became available in 1999 with 100+ tackles, three-or-more interceptions, three-or-more forced fumbles, three-or-more fumble recoveries and 3.0+ sacks. He held a share of the league lead in both forced fumbles and fumble recoveries on his way to being the league's highest graded safety by Pro Football Focus.

**BAKER MAYFIELD NAMED PFWA MOST IMPROVED PLAYER HIS FIRST SEASON WITH THE BUCCANEERS (1/26)**

- Mayfield put forth a 2023 season in which he established career highs in completions (364), passing yards (4,044), passing touchdowns (28) and completion percentage (64.3%), while being 1-of-2 NFL players with 28+ passing touchdowns and 10-or-fewer interceptions. He became just the second Tampa Bay player to throw for 4,000+ yards, 25+ touchdowns and 10-or-fewer interceptions in a single season alongside Tom Brady.

**MIKE EVANS, BAKER MAYFIELD AND TRISTAN WIRFS EARN SELECTIONS TO 2024 PRO BOWL GAMES (1/30)**

- It marked the fifth career Pro Bowl honor for Evans, the first for Mayfield and the third for Wirfs in just his fourth NFL season.

# BUCCANEERS ALL-TIME HONORS

## NFL HALL OF FAME

|      |    |                |
|------|----|----------------|
| 1995 | DE | Lee Roy Selmon |
| 2012 | DT | Warren Sapp    |
| 2013 | LB | Derrick Brooks |
| 2015 | HC | Tony Dungy     |
| 2021 | S  | John Lynch     |
| 2023 | DB | Rondé Barber   |

## NFL PRO BOWL

|      |    |                   |
|------|----|-------------------|
| 1978 | DT | Dave Pear*        |
| 1979 | DE | Lee Roy Selmon*   |
| 1980 | TE | Jimmie Giles*     |
|      | LB | David Lewis       |
|      | DE | Lee Roy Selmon*   |
| 1981 | TE | Jimmie Giles*     |
|      | DE | Lee Roy Selmon*   |
| 1982 | TE | Jimmie Giles*     |
|      | LB | Hugh Green*       |
|      | DE | Lee Roy Selmon*   |
| 1983 | LB | Hugh Green*       |
|      | DE | Lee Roy Selmon*   |
| 1984 | DE | Lee Roy Selmon*   |
|      | RB | James Wilder      |
|      | TE | Jimmie Giles      |
| 1989 | WR | Mark Carrier      |
| 1990 | CB | Wayne Haddix      |
| 1993 | LB | Hardy Nickerson*  |
| 1996 | LB | Hardy Nickerson   |
| 1997 | FB | Mike Alstott      |
|      | LB | Derrick Brooks    |
|      | QB | Trent Duffer      |
|      | RB | Warrick Dunn      |
|      | SS | John Lynch        |
|      | C  | Tony Mayberry     |
|      | LB | Hardy Nickerson*  |
|      | DT | Warren Sapp       |
| 1998 | FB | Mike Alstott      |
|      | LB | Derrick Brooks*   |
|      | C  | Tony Mayberry     |
|      | LB | Hardy Nickerson   |
|      | DT | Warren Sapp*      |
| 1999 | FB | Mike Alstott      |
|      | LB | Derrick Brooks*   |
|      | SS | John Lynch*       |
|      | C  | Tony Mayberry     |
|      | LB | Hardy Nickerson*  |
|      | DT | Warren Sapp*      |
| 2000 | CB | Donnie Abraham    |
|      | FB | Mike Alstott*     |
|      | LB | Derrick Brooks*   |
|      | C  | Jeff Christy*     |
|      | RB | Warrick Dunn      |
|      | K  | Martin Gramatica  |
|      | SS | John Lynch*       |
|      | G  | Randall McDaniel* |
|      | DT | Warren Sapp*      |
| 2001 | FB | Mike Alstott*     |
|      | CB | Ronde Barber*     |
|      | LB | Derrick Brooks*   |
|      | WR | Keyshawn Johnson  |
|      | SS | John Lynch        |
|      | DT | Warren Sapp*      |
| 2002 | FB | Mike Alstott*     |
|      | LB | Derrick Brooks*   |
|      | QB | Brad Johnson      |
|      | S  | John Lynch*       |
|      | LB | Shelton Quarles   |
|      | DE | Simeon Rice*      |
|      | DT | Warren Sapp*      |
| 2003 | LB | Derrick Brooks*   |
|      | WR | Keenan McCardell  |
|      | DE | Simeon Rice*      |
|      | DT | Warren Sapp       |
| 2004 | CB | Ronde Barber*     |
|      | LB | Derrick Brooks*   |
| 2005 | CB | Ronde Barber*     |
|      | P  | Josh Bidwell      |
|      | LB | Derrick Brooks*   |
| 2006 | CB | Ronde Barber*     |
|      | LB | Derrick Brooks    |
|      | LS | Dave Moore        |
| 2007 | QB | Jeff Garcia       |

|      |     |                      |
|------|-----|----------------------|
| 2008 | CB  | Ronde Barber*        |
|      | LB  | Derrick Brooks       |
|      | G   | Davin Joseph         |
|      | KR  | Clifton Smith        |
| 2010 | T   | Donald Penn          |
| 2011 | G   | Davin Joseph         |
| 2012 | WR  | Vincent Jackson      |
|      | RB  | Doug Martin          |
|      | DT  | Gerald McCoy         |
| 2013 | DT  | Gerald McCoy         |
|      | CB  | Darrelle Revis       |
| 2014 | DT  | Gerald McCoy         |
| 2015 | LB  | Lavonte David        |
|      | G   | Logan Mankins        |
|      | RB  | Doug Martin          |
|      | DT  | Gerald McCoy         |
|      | QB  | Jameis Winston       |
| 2016 | WR  | Mike Evans           |
|      | DT  | Gerald McCoy         |
| 2017 | LB  | Kwon Alexander       |
|      | DT  | Gerald McCoy         |
| 2018 | WR  | Mike Evans           |
| 2019 | LB  | Shaquil Barrett      |
|      | WR  | Mike Evans           |
|      | WR  | Chris Godwin         |
| 2020 | LB  | Jason Pierre-Paul    |
| 2021 | QB  | Tom Brady            |
|      | OLB | Shaquil Barrett      |
|      | WR  | Mike Evans           |
|      | C   | Ryan Jensen          |
|      | G   | Ali Marpet           |
|      | NT  | Vita Vea             |
|      | LB  | Devin White          |
|      | S   | Antoine Winfield Jr. |
|      | T   | Tristan Wirfs        |
| 2022 | T   | Tristan Wirfs        |
| 2023 | WR  | Mike Evans           |
|      | QB  | Baker Mayfield       |
|      | T   | Tristan Wirfs        |

\* Denotes player voted as a starter

## ALL-NFC (FIRST TEAM UNLESS OTHERWISE NOTED)

|      |    |                  |                         |
|------|----|------------------|-------------------------|
| 1977 | DE | Lee Roy Selmon   | SN                      |
| 1978 | DE | Lee Roy Selmon   | SN*                     |
| 1979 | TE | Jimmie Giles     | UPI (honorable mention) |
|      | LB | David Lewis      | UPI                     |
|      | DE | Lee Roy Selmon   | PFW, UPI, SN*           |
| 1980 | TE | Jimmie Giles     | UPI (second team)       |
|      | LB | David Lewis      | UPI (honorable mention) |
|      | DE | Lee Roy Selmon   | UPI                     |
| 1981 | TE | Jimmie Giles     | UPI (second team)       |
|      | LB | Cecil Johnson    | UPI (honorable mention) |
|      | G  | Greg Roberts     | UPI (second team)       |
|      | CB | Mike Washington  | UPI (honorable mention) |
| 1982 | TE | Jimmie Giles     | UPI                     |
|      | LB | Hugh Green       | UPI                     |
|      | DE | Lee Roy Selmon   | UPI                     |
| 1983 | LB | Hugh Green       | PFW                     |
|      | DT | David Logan      | PFW                     |
| 1984 | DE | Lee Roy Selmon   | PFW                     |
|      | RB | James Wilder     | UPI                     |
| 1987 | LB | Ervin Randle     | UPI (second team)       |
| 1989 | WR | Mark Carrier     | UPI (second team)       |
|      | T  | Paul Gruber      | UPI                     |
| 1990 | PK | Steve Christie   | FN, PFW, UPI            |
|      | T  | Paul Gruber      | FN                      |
|      | CB | Wayne Haddix     | PFW                     |
| 1992 | CB | Ricky Reynolds   | PFW                     |
| 1996 | LB | Hardy Nickerson  | UPI (second team)       |
| 1997 | LB | Derrick Brooks   | FN, PFW                 |
|      | LB | Hardy Nickerson  | FN, PFW                 |
|      | PR | Karl Williams    | FN                      |
| 1998 | LB | Derrick Brooks   | FN, PFW                 |
|      | DT | Warren Sapp      | PFW                     |
| 1999 | LB | Derrick Brooks   | FN, PFW                 |
|      | S  | John Lynch       | FN, PFW                 |
|      | LB | Hardy Nickerson  | PFW                     |
|      | DT | Warren Sapp      | FN, PFW                 |
| 2000 | LB | Derrick Brooks   | FN, PFW                 |
|      | K  | Martin Gramatica | PFW                     |
|      | S  | John Lynch       | FN, PFW                 |
|      | DT | Warren Sapp      | FN, PFW                 |



**ALL-NFC (FIRST TEAM UNLESS OTHERWISE NOTED)  
(CONTINUED)**

|      |    |                      |          |
|------|----|----------------------|----------|
| 2001 | LB | Derrick Brooks       | FN, PFW  |
|      | S  | John Lynch           | PFW      |
|      | DT | Warren Sapp          | PFW      |
| 2002 | LB | Derrick Brooks       | PFW      |
|      | DE | Simeon Rice          | PFW      |
|      | DT | Warren Sapp          | PFW      |
| 2004 | LB | Derrick Brooks       | PFW      |
| 2005 | CB | Ronde Barber         | PFW      |
|      | P  | Josh Bidwell         | PFW      |
|      | LB | Derrick Brooks       | PFW      |
| 2007 | S  | Jerrmaine Phillips   | PFW/PFWA |
| 2008 | PR | Clifton Smith        | PFW/PFWA |
| 2013 | LB | Lavonte David        | PFWA     |
|      | DT | Gerald McCoy         | PFWA     |
|      | DT | Gerald McCoy         | PFWA     |
| 2014 | LB | Lavonte David        | PFWA     |
| 2015 | LB | Lavonte David        | PFWA     |
| 2019 | LB | Shaquill Barrett     | PFWA     |
| 2020 | G  | Alii Marpet          | PFWA     |
| 2021 | G  | Alii Marpet          | PFWA     |
|      | T  | Tristan Wirfs        | PFWA     |
| 2023 | S  | Antoine Winfield Jr. | PFWA     |

\*SN changed title of award to NFC All-Star

**ALL-PRO (FIRST TEAM UNLESS OTHERWISE NOTED)**

|      |    |                  |   |
|------|----|------------------|---|
| 1978 | LB | David Lewis      | CPFN  |
|      | DE | Lee Roy Selmon   | AP, CPFN  |
| 1979 | TE | Jimmie Giles     | SI (honorable mention)                                  |
|      | LB | Dewey Selmon     | AP (second team)  |
|      | DE | Lee Roy Selmon   | FN, PFWA, SI  |
| 1980 | DE | Lee Roy Selmon   | AP (second team), CPFN, FD, NEA, PFWA                   |
|      | CB | Neal Colzie      | AP (second team)  |
|      | LB | Hugh Green       | AP (second team), CPFN, FD, NEA (second team), PFWA, SI |
|      | DE | Lee Roy Selmon   | AP (second team), CPFN, FD, PFWA, NEA, SI               |
| 1983 | LB | Hugh Green       | AP (second team), CPFN, FD, SI, SN                      |
| 1984 | G  | Sean Farrell     | SN  |
|      | DE | Lee Roy Selmon   | CPFN (second team), SI                                  |
|      | RB | James Wilder     | AP (second team), CPFN, SI                              |
| 1985 | TE | Jimmie Giles     | AP (honorable mention)                                  |
| 1988 | T  | Paul Gruber      | AP (honorable mention)                                  |
| 1989 | WR | Mark Carrier     | CPFN (second team)                                      |
|      | S  | Harry Hamilton   | SN  |
| 1990 | T  | Paul Gruber      | CPFN (second team)                                      |
|      | TE | Ron Hall         | SI  |
| 1991 | LB | Broderick Thomas | CPFN (second team)                                      |
| 1992 | T  | Paul Gruber      | AP (second team), NEA                                   |
| 1993 | LB | Hardy Nickerson  | AP, PFWA, SN  |
| 1996 | FB | Mike Alstott     | AP (second team), FD (second team)                      |
|      | T  | Paul Gruber      | USAT  |
|      | LB | Hardy Nickerson  | AP (second team)  |
| 1997 | FB | Mike Alstott     | AP, CPFN (second team), SI                              |
|      | LB | Derrick Brooks   | CPFN  |
|      | LB | Hardy Nickerson  | AP, CPFN (second team)                                  |
| 1998 | DT | Warren Sapp      | CPFN (second team)                                      |
|      | FB | Mike Alstott     | AP  |
|      | LB | Derrick Brooks   | AP (second team), SI, USAT, CPFN (second team), FD      |
|      | DT | Warren Sapp      | AP (second team), FD (second team)                      |
| 1999 | CB | Donnie Abraham   | FD (second team)  |
|      | FB | Mike Alstott     | AP, CPFN, FD  |
|      | LB | Derrick Brooks   | AP, CPFN, FD, PFW, SI, SN                               |
|      | S  | John Lynch       | AP, PFW, SI, SN, USAT                                   |
|      | LB | Hardy Nickerson  | AP (second team), FD, USAT                              |
|      | DT | Warren Sapp      | AP, CPFN, FD, PFW, SN, USAT                             |

|      |    |                      |                                       |
|------|----|----------------------|---------------------------------------|
| 2000 | LB | Derrick Brooks       | AP, CPFN, FD, PFW, SI, SN             |
|      | K  | Martin Gramatica     | AP (second team), FD (second team)    |
|      | DE | Marcus Jones         | CPFN (second team)                    |
|      | S  | John Lynch           | AP, CPFN, FD, PFW, SN, USAT           |
|      | G  | Randall McDaniel     | CPFN                                  |
|      | DT | Warren Sapp          | AP, CPFN, FD, PFW, SI, SN, USAT       |
| 2001 | CB | Ronde Barber         | AP, CPFN, FD, PFW                     |
|      | LB | Derrick Brooks       | AP (second team)                      |
|      | WR | Keyshawn Johnson     | SI                                    |
|      | S  | John Lynch           | AP (second team), CPFN, PFW           |
|      | DT | Warren Sapp          | AP, CPFN, PFW, SN                     |
| 2002 | FB | Mike Alstott         | CPFN                                  |
|      | CB | Ronde Barber         | AP (second team), SI                  |
|      | LB | Derrick Brooks       | AP, CPFN, FD, SI, SN                  |
|      | CB | Brian Kelly          | FD (second team)                      |
|      | S  | John Lynch           | AP (second team), FD (second team)    |
|      | DE | Simeon Rice          | AP, CPFN, FD (second team), SI, SN    |
|      | DT | Warren Sapp          | AP, CPFN, FD, SN                      |
| 2003 | LB | Derrick Brooks       | AP (second team), SN                  |
|      | DE | Simeon Rice          | AP (second team), FD (second team) SN |
| 2004 | CB | Ronde Barber         | AP, CPFN, FD                          |
|      | LB | Derrick Brooks       | AP, CPFN (second team), FD            |
|      | DE | Simeon Rice          | FD (second team)                      |
| 2005 | CB | Ronde Barber         | AP                                    |
|      | P  | Josh Bidwell         | AP (second team)                      |
|      | LB | Derrick Brooks       | AP                                    |
| 2006 | CB | Ronde Barber         | AP (second team)                      |
| 2008 | KR | Clifton Smith        | AP (second team)                      |
| 2013 | LB | Lavonte David        | AP                                    |
|      | DT | Gerald McCoy         | AP, SN                                |
| 2014 | DT | Gerald McCoy         | AP (second team)                      |
| 2015 | RB | Doug Martin          | AP, SN                                |
| 2016 | LB | Lavonte David        | AP (second team)                      |
|      | WR | Mike Evans           | AP (second team)                      |
|      | DT | Gerald McCoy         | AP (second team)                      |
| 2019 | LB | Shaquill Barrett     | AP (second team)                      |
|      | WR | Chris Godwin         | AP (second team)                      |
| 2020 | LB | Lavonte David        | AP (second team)                      |
|      | LB | Devine White         | AP (second team)                      |
| 2021 | QB | Tom Brady            | AP (second team)                      |
|      | T  | Tristan Wirfs        | AP                                    |
| 2023 | WR | Mike Evans           | AP (second team)                      |
|      | S  | Antoine Winfield Jr. | AP                                    |

**ALL-NFL (FIRST TEAM UNLESS OTHERWISE NOTED)**

|      |    |                 |                  |
|------|----|-----------------|------------------|
| 1979 | DE | Lee Roy Selmon  | AP, PFW          |
| 1982 | LB | Hugh Green      | PFW              |
| 1997 | FB | Mike Alstott    | FD (second team) |
|      | LB | Derrick Brooks  | FD (second team) |
|      | C  | Tony Mayberry   | FD (second team) |
|      | LB | Hardy Nickerson | FD               |
|      | DT | Warren Sapp     | FD (second team) |
| 2002 | LB | Derrick Brooks  | PFW              |
|      | DE | Simeon Rice     | PFW              |
|      | DT | Warren Sapp     | PFW              |
| 2004 | LB | Derrick Brooks  | PFW              |
| 2005 | CB | Ronde Barber    | AP               |
|      | LB | Derrick Brooks  | AP               |
| 2013 | LB | Lavonte David   | PFWA             |
|      | DT | Gerald McCoy    | PFWA             |
|      | RB | Doug Martin     | PFWA             |
| 2021 | T  | Tristan Wirfs   | PFWA             |

**NFL DEFENSIVE MVP**

|      |    |                |              |
|------|----|----------------|--------------|
| 1979 | DE | Lee Roy Selmon | NEA, PFW, SN |
| 2002 | LB | Derrick Brooks | PFW/PFWA     |

**NFL DEFENSIVE PLAYER OF THE YEAR**

|      |    |                |                    |
|------|----|----------------|--------------------|
| 1979 | DE | Lee Roy Selmon | AP                 |
| 1999 | DT | Warren Sapp    | AP, CPFN, FD, PFWA |
| 2002 | LB | Derrick Brooks | AP, FD, CPFN       |

**NFL DEFENSIVE LINEMAN OF THE YEAR**

|      |    |                |            |
|------|----|----------------|------------|
| 1979 | DE | Lee Roy Selmon | FD         |
| 2002 | DE | Simeon Rice    | NFL Alumni |

**NFL LINEBACKER OF THE YEAR**

2002 LB Derrick Brooks NFL Alumni

**NFC DEFENSIVE PLAYER OF THE YEAR**

1979 DE Lee Roy Selmon UPI

**NFC DEFENSIVE LINEMAN OF THE YEAR**

1979 DE Lee Roy Selmon FD  
 1980 DE Lee Roy Selmon NFLPA  
 1982 DE Lee Roy Selmon NFLPA  
 1983 DE Lee Roy Selmon NFLPA

**NFC DEFENSIVE BACK OF THE YEAR**

2001 CB Ronde Barber NFL Alumni  
 2010 CB Aqib Talib NFL Alumni

**COMEBACK PLAYER OF THE YEAR**

2008 WR Antonio Bryant SN

**MOST IMPROVED PLAYER OF THE YEAR**

2023 QB Baker Mayfield PFWA

**WALTER PAYTON/NFL MAN OF THE YEAR**

2000 LB Derrick Brooks (co-recipient)

**SUPER BOWL MVP**

2002 S Dexter Jackson  
 2020 QB Tom Brady

**AFC-NFC PRO BOWL MVP**

2005 LB Derrick Brooks

**PEPSI ROOKIE OF THE YEAR**

2005 RB Carnell Williams  
 2015 QB Jameis Winston

**ROOKIE OF THE YEAR**

1991 WR Lawrence Dawsey SI  
 1992 DT Santana Dotson SN  
 1997 RB Warrick Dunn FN, NEA, PFW, PFWA, SI, SN  
 2005 RB Carnell Williams SI

**NFL DEFENSIVE ROOKIE OF THE YEAR**

1992 DT Santana Dotson CPFN, FD

**NFL OFFENSIVE ROOKIE OF THE YEAR**

1997 RB Warrick Dunn AP, FD, CFW  
 2005 RB Carnell Williams AP, PFW/PFWA

**NFC ROOKIE OF THE YEAR**

1991 WR Lawrence Dawsey UPI  
 1992 DT Santana Dotson NFLPA (Defensive)  
 1997 RB Warrick Dunn NFLPA (Offensive)

**ALL-ROOKIE**

1977 S Cedric Brown FD  
 LB David Lewis PFW  
 1978 QB Doug Williams PFW  
 1979 G Greg Roberts AP, FD

|      |    |                       |                      |
|------|----|-----------------------|----------------------|
| 1980 | G  | Ray Snell             | CPFN, PFW, PFWA, UPI |
| 1981 | LB | Hugh Green            | FD, PFW, PFWA, UPI   |
| 1982 | G  | Sean Farrell          | CPFN, FD, PFW, PFWA  |
| 1984 | LB | Keith Browner         | FD, PFW, PFWA        |
|      | T  | Ron Heller            | PFW, PFWA            |
| 1986 | T  | J.D. Maarleveld       | FD, PFW, PFWA        |
| 1987 | WR | Mark Carrier          | PFWA, UPI            |
|      | QB | Vinny Testaverde      | FD, PFW, PFWA, UPI   |
| 1988 | LB | Sidney Coleman        | CPFN                 |
|      | T  | Paul Gruber           | PFW                  |
| 1990 | PK | Steve Christie        | CPFN, FD, FN, UPI    |
|      | P  | Mark Royals           | FD                   |
| 1991 | S  | Tony Covington        | FN                   |
|      | WR | Lawrence Dawsey       | CPFN                 |
| 1992 | TE | Tyji Armstrong        | CPFN, FN             |
|      | DT | Santana Dotson        | FN, PFW              |
| 1993 | WR | Horace Copeland       | FD                   |
|      | DE | Eric Curry            | PFWA                 |
|      | PK | Michael Husted        | FD                   |
| 1994 | RB | Errict Rhett          | CPFN, FN, PFW, PFWA  |
| 1995 | LB | Derrick Brooks        | CPFN, FN, PFW, PFWA  |
|      | DT | Warren Sapp           | CPFN, FN, PFW, PFWA  |
| 1996 | CB | Donnie Abraham        | CPFN, PFWA           |
|      | DT | Marcus Jones          | CPFN                 |
| 1997 | WR | Reidel Anthony        | CPFW, FN, PFW        |
|      | RB | Warrick Dunn          | CPFW, FN, PFW        |
|      | G  | Frank Middleton       | CPFW, PFW            |
| 1998 | PR | Jacquez Green         | PFW, FN              |
| 1999 | K  | Martin Gramatica      | FD, CPFN, PFW        |
|      | DE | John McLaughlin       | PFW                  |
| 2001 | T  | Kenyatta Walker       | PFW                  |
| 2004 | WR | Michael Clayton       | PFW                  |
| 2005 | G  | Dan Breening          | PFW/PFWA             |
|      | RB | Carnell Williams      | PFW/PFWA             |
|      | DE | Gaines Adams          | PFW/PFWA             |
| 2007 | G  | Arron Sears           | PFW/PFWA             |
| 2008 | PR | Clifton Smith         | PFW/PFWA             |
| 2010 | RB | LeGarrette Blount     | PFW/PFWA, SN         |
|      | WR | Mike Williams         | PFW/PFWA, SN         |
|      | S  | Mark Barron           | PFW/PFWA             |
| 2012 | LB | Lavonte David         | PFW/PFWA             |
|      | RB | Doug Martin           | PFW/PFWA             |
| 2013 | QB | Mike Glennon          | PFWA                 |
| 2014 | WR | Mike Evans            | PFWA                 |
| 2015 | LB | Kwon Alexander        | PFWA                 |
|      | G  | Ali Marpet            | PFWA                 |
|      | T  | Donovan Smith         | PFWA                 |
|      | QB | Jameis Winston        | PFWA                 |
| 2016 | CB | Vernon Hargreaves III | PFWA                 |
| 2019 | CB | Sean Murphy-Bunting   | PFWA                 |
|      | LB | Devin White           | PFWA                 |
| 2020 | S  | Antoine Winfield Jr.  | PFWA                 |
|      | T  | Tristan Wirfs         | PFWA                 |

**MAXWELL CLUB COACH OF THE YEAR**

1997 Tony Dungy

**HORRIGAN AWARD**

1997 Tony Dungy

**ASSISTANT COACH OF THE YEAR**

2002 Monte Kiffin FD, PFW/PFWA

**LEGEND**

AP - Associated Press  
 CFPN - College and Pro Football  
 Newsweekly  
 FD - Football Digest  
 FN - Football News  
 NEA - Newspaper Enterprise  
 Association

NFLPA - NFL Players Association  
 PFW - Pro Football Weekly  
 PFWA - Pro Football Writers  
 Association  
 SI - Sports Illustrated  
 SN - The Sporting News  
 UPI - United Press International  
 USAT - USA Today

# PRO BOWL BUCCANEERS

**1978**  
**NT Dave Pear**  
**1979**  
**DE Lee Roy Selmon\***  
**1980**  
**TE Jimmie Giles**  
**LB David Lewis**  
**DE Lee Roy Selmon (2)**  
**1981**  
**TE Jimmie Giles (2)**  
**DE Lee Roy Selmon (3)**  
**1982**  
**TE Jimmie Giles (3)**  
**LB Hugh Green**  
**DE Lee Roy Selmon (4)**  
**1983**  
**LB Hugh Green (2)**  
**DE Lee Roy Selmon (5)**  
**1984**  
**DE Lee Roy Selmon (6)**  
**RB James Wilder**  
**1985**  
**TE Jimmie Giles (4)**  
**1989**  
**WR Mark Carrier**  
**1990**  
**CB Wayne Haddix**  
**1993**  
**LB Hardy Nickerson**  
**1996**  
**LB Hardy Nickerson (2)**  
**1997**  
**FB Mike Alstott**  
**LB Derrick Brooks**  
**QB Trent Dilfer**  
**RB Warrick Dunn**  
**S John Lynch**  
**C Tony Mayberry**  
**LB Hardy Nickerson (3)**  
**DT Warren Sapp**  
**1998**  
**FB Mike Alstott (2)**  
**LB Derrick Brooks (2)**  
**C Tony Mayberry (2)**  
**LB Hardy Nickerson (4)**  
**DT Warren Sapp (2)**  
**1999**  
**FB Mike Alstott (3)**  
**LB Derrick Brooks (3)**  
**S John Lynch (2)**  
**C Tony Mayberry (3)**  
**LB Hardy Nickerson (5)**  
**DT Warren Sapp (3)**

**2000**  
**CB Donnie Abraham**  
**FB Mike Alstott (4)**  
**LB Derrick Brooks (4)**  
**C Jeff Christy\***  
**RB Warrick Dunn (2)**  
**K Martin Gramatica**  
**S John Lynch (3)**  
**G Randall McDaniel\***  
**DT Warren Sapp (4)**  
**2001**  
**FB Mike Alstott (5)**  
**CB Ronde Barber**  
**LB Derrick Brooks (5)\***  
**WR Keyshawn Johnson&**  
**S John Lynch (4)**  
**DT Warren Sapp (5)\***  
**2002**  
**FB Mike Alstott (6)**  
**LB Derrick Brooks (6)**  
**QB Brad Johnson**  
**S John Lynch (5)**  
**LB Shelton Quarles**  
**DE Simeon Rice\*\***  
**DT Warren Sapp (6)\***  
**2003**  
**LB Derrick Brooks (7)\***  
**WR Keenan McCardell\$**  
**DE Simeon Rice (2)\*\*\***  
**DT Warren Sapp(7)\***  
**2004**  
**CB Ronde Barber (2)**  
**LB Derrick Brooks (8)\***  
**2005**  
**CB Ronde Barber (3)**  
**P Josh Bidwell**  
**LB Derrick Brooks (9)**  
**2006**  
**CB Ronde Barber (4)**  
**LB Derrick Brooks (10)**  
**LS Dave Moore**  
**2007**  
**QB Jeff Garcia (4)\*\***  
**2008**  
**CB Ronde Barber (5)**  
**LB Derrick Brooks (11)\***  
**G Davin Joseph**  
**KR Clifton Smith**  
**2010**  
**T Donald Penn**  
**2011**  
**G Davin Joseph (2)**  
**2012**  
**WR Vincent Jackson (3)®**  
**RB Doug Martin**  
**DT Gerald McCoy**

**2013**  
**DT Gerald McCoy (2)**  
**CB Darrelle Revis®**  
**2014**  
**DT Gerald McCoy (3)**  
**2015**  
**LB Lavonte David**  
**RB Doug Martin (2)**  
**G Logan Mankins (7)†**  
**DT Gerald McCoy (4)**  
**QB Jameis Winston**  
**2016**  
**WR Mike Evans**  
**DT Gerald McCoy (5)**  
**2017**  
**LB Kwon Alexander**  
**DT Gerald McCoy (6)**  
**2018**  
**WR Mike Evans (2)**  
**2019**  
**LB Shaquil Barrett**  
**WR Mike Evans (3)\***  
**WR Chris Godwin\***  
**2020**  
**LB Jason Pierre-Paul**  
**2021**  
**QB Tom Brady\*\***  
**LB Shaquil Barrett (2)**  
**WR Mike Evans (4)**  
**C Ryan Jensen**  
**G Al Marpet**  
**NT Vita Vea**  
**LB Devin White**  
**S Antoine Winfield Jr.**  
**T Tristan Wirfs\***  
**2022**  
**T Tristan Wirfs (2)**  
**2023**  
**WR Mike Evans (5)\***  
**QB Baker Mayfield (1)**  
**T Tristan Wirfs (3)**

Players in bold voted in as a starter

\* Did not play in game

+ Made his first Pro Bowl appearance as a Buccaneer in 2000, but made two Pro Bowl showings (1998 and 1999) with Minnesota.

^ Made his first Pro Bowl appearance as a Buccaneer in 2000, but made NFL-record 11 consecutive

showings (1989-99) with Minnesota.

& Made his first Pro Bowl appearance as a Buccaneer in 2001, but made two Pro Bowl showings with the New York Jets (1998-99).

· Made his first Pro Bowl appearance as a Buccaneer in 2002, but made first Pro Bowl showing with the Washington Redskins (1999).

·· Made two consecutive Pro Bowl appearances as a Buccaneer in 2002 and 2003, but made first Pro Bowl showing with the Arizona Cardinals (1999).

\$ Made his first Pro Bowl appearance as a Buccaneer in 2003, but made his first Pro Bowl showing with the Jacksonville Jaguars (1996).

™ Made his first Pro Bowl as a Buccaneer in 2007, but made three consecutive Pro Bowls (2000-02) with the San Francisco 49ers.

© Made his first Pro Bowl as a Buccaneer in 2012, but made two Pro Bowls (2007, 2011) with the San Diego Chargers.

@ Made his first Pro Bowl as a Buccaneer in 2013, but made four Pro Bowls (2008-11) with the New York Jets.

# Made his first Pro Bowl as a Buccaneer in 2015, but made six Pro Bowls (2007, 2009-13) with the New England Patriots.

\*\* Made his first Pro Bowl as a Buccaneer in 2021, but made 14 Pro Bowls with the New England Patriots.

# PRO BOWL NOTES

## MOST APPEARANCES

- 11 Derrick Brooks (1997-06, 2008)
- 7 Warren Sapp (1997-03)
- 6 Mike Alstott (1997-02)
- Lee Roy Selmon (1979-84)
- Gerald McCoy (2012-17)
- 5 Ronde Barber (2001, 2004-06, 2008)
- Mike Evans (2016, 2018-19, 2021, 2023)
- John Lynch (1997, 1999-02)
- Hardy Nickerson (1993, 1996-99)

## MOST CONSECUTIVE APPEARANCES

- 10 Derrick Brooks (1997-06)
- 7 Warren Sapp (1997-03)
- 6 Mike Alstott (1997-02)
- Lee Roy Selmon (1979-84)
- Gerald McCoy (2012-17)

## MOST APPEARANCES BY AN OFFENSIVE PLAYER

- 6 Mike Alstott (1997-02)
- 5 Mike Evans (2016, 2018-19, 2021, 2023)
- 4 Jimmie Giles (1980-82, 1985)
- 3 Tony Mayberry (1997-99)
- 3 Tristan Wirfs (2021-23)

## MOST APPEARANCES BY A DEFENSIVE PLAYER

- 11 Derrick Brooks (1997-06)
- 7 Warren Sapp (1997-03)
- 6 Gerald McCoy (2012-17)
- Lee Roy Selmon (1979-84)
- 5 Ronde Barber (2001, 2004-06, 2008)
- John Lynch (1997, 1999-02)
- Hardy Nickerson (1993, 1996-99)

# NFC PLAYERS OF THE WEEK

Offensive, Defensive Awards started in 1984, Special Teams Award in 1993

|      | OFFENSIVE  | DEFENSIVE  | SPECIAL TEAMS  |
|------|--|--|--|
| 1984 | QB Steve DeBerg (Week 3)                                       |  |  |
| 1985 | TE Jimmie Giles (Week 10)                                      |  |  |
| 1987 | QB Steve DeBerg (Week 1)                                       | S Paul Tripoli (Week 4)<br>CB Kevin Walker (Week 6)  |  |
| 1989 | QB Vinny Testaverde (Week 1)<br>The Buccaneer Offense (Week 5) |  |  |
| 1990 |  | S Mark Robinson (Week 4)   |  |
| 1991 |  | LB Broderick Thomas (Week 11)  |  |
| 1992 | QB Vinny Testaverde (Week 2)                                   | DT Santana Dotson (Week 4)   |  |
| 1993 |  | LB Hardy Nickerson (Week 9)  | CB Roger Jones (Week 17)   |
| 1994 |  | LB Hardy Nickerson (Weeks 2 & 13)  |  |
| 1995 | RB Errict Rhett (Week 15)                                      |  | K Michael Husted (Week 7)  |
| 1996 |  | S John Lynch (Week 13)   | WR Karl Williams (Week 17)   |
| 1997 | RB Warrick Dunn (Week 2)<br>QB Trent Dilfer (Week 4)           |  | WR Karl Williams (Weeks 10 & 17)<br>LB Shelton Quarles (Week 11)                               |
| 1998 |  |  | WR Jacques Green (Week 2)<br>CB Ronde Barber (Week 13)   |
| 1999 |  | DT Warren Sapp (Week 2)<br>LB Derrick Brooks (Week 7)<br>CB Donnie Abraham (Weeks 11 & 13)<br>DE Steve White (Div. Playoffs) | DE John McLaughlin (Week 3)<br>K Martin Gramatica (Week 11)                                    |
| 2000 | QB Shaun King (Week 9)<br>RB Warrick Dunn (Week 14)            | LB Derrick Brooks (Week 1)<br>CB Ronde Barber (Week 2)<br>DT Warren Sapp (Week 3)  | WR Karl Williams (Week 13)<br>K Martin Gramatica (Week 15)                                     |
| 2001 |  | CB Ronde Barber (Weeks 9 & 15)<br>DT Warren Sapp (Week 11)<br>LB Derrick Brooks (Week 16)                                    | K Martin Gramatica (Week 12)<br>TE Todd Yoder (Week 16)  |
| 2002 | QB Brad Johnson (Weeks 9 & 14)                                 | LB Derrick Brooks (Week 5)<br>CB Ronde Barber (NFC Championship)   | K Martin Gramatica (Weeks 8 & 17)  |
| 2003 | QB Brad Johnson (Week 6)                                       | DE Simeon Rice (Week 6)  | P Tom Tupa (Week 3)  |
| 2004 | RB Michael Pittman (Week 9)                                    | LB Derrick Brooks (Week 13)  |  |
| 2005 |  | LB Shelton Quarles (Week 2)<br>CB Ronde Barber (Week 14)<br>DE Simeon Rice (Week 17)   | P Josh Bidwell (Weeks 3 & 6)<br>DE Dewayne White (Week 16)                                     |
| 2006 |  | CB Ronde Barber (Week 7)   | K Matt Bryant (Week 7)   |
| 2007 |  | LB Barrett Ruud (Week 2)   | WR Micheal Spurlock (Week 15)  |
| 2008 |  | LB Derrick Brooks (Week 4)<br>CB Ronde Barber (Week 12)  | K Matt Bryant (Week 4)<br>RB/KR Clifton Smith (Week 9)   |
| 2009 |  |  | WR Sammie Stroughter (Week 6)<br>RB/KR Clifton Smith (Week 9)<br>WR Micheal Spurlock (Week 16) |
| 2010 | QB Josh Freeman (Weeks 5 & 9)                                  | CB Aqib Talib (Week 8)   |  |
| 2011 |  | CB Ronde Barber (Week 3)   |  |
| 2012 | RB Doug Martin (Week 9)  | CB Ronde Barber (Week 1)   |  |
| 2013 | RB Bobby Rainey (Week 11)                                      | LB Lavonte David (Week 12)   |  |
| 2014 | WR Mike Evans (Week 11)  |  |  |
| 2015 |  | LB Kwon Alexander (Week 8)<br>LB Lavonte David (Week 11)   | PR Bobby Rainey (Week 5)   |
| 2016 | QB Jameis Winston (Week 1)                                     |  | K Roberto Aguayo (Week 11)<br>P Bryan Anger (Week 17)  |
| 2017 | WR Chris Godwin (Week 17)                                      |  |  |
| 2018 | QB Ryan Fitzpatrick (Week 1)<br>QB Ryan Fitzpatrick (Week 2)   |  |  |
| 2019 | QB Jameis Winston (Week 4)<br>WR Chris Godwin (Week 12)        | LB Shaquil Barrett (Week 2)  |  |

# NFC PLAYERS OF THE WEEK

Offensive, Defensive Awards started in 1984, Special Teams Award in 1993

|      | OFFENSIVE   | DEFENSIVE  | SPECIAL TEAMS                                     |
|------|---|--|---|
| 2020 | QB Tom Brady (Week 4)   | LB Shaquil Barrett (Week 3)<br>LB Devin White (Week 7)<br>LB Devin White (Week 15) | K Ryan Succop (Week 8)<br>K Ryan Succop (Week 17) |
| 2021 | QB Tom Brady (Week 5)<br>RB Leonard Fournette (Week 12)         | S Mike Edwards (Week 2)  | P Bradley Pinion (Week 1)                         |
| 2022 | WR Mike Evans (Week 17)   | LB Devin White (Week 10)   | P Jake Camarda (Week 9)                           |
| 2023 | QB Baker Mayfield (Week 15)<br>S Antoine Winfield Jr. (Week 18) | S Antoine Winfield Jr. (Week 13)   | P Jake Camarda (Week 2)                           |

# NFC PLAYER OF THE MONTH

|      | OFFENSIVE              | DEFENSIVE  | SPECIAL TEAMS  |
|------|------------------------|--|--|
| 1996 |                        |  | KR/PR Karl Williams (December)                             |
| 1997 |                        | DT Warren Sapp (September)                               |  |
| 1999 |                        | DT Warren Sapp (September)                               | K Martin Gramatica (November)                              |
| 2000 |                        | LB Derrick Brooks (November)                             | K Martin Gramatica (October)                               |
| 2001 |                        | DE Simeon Rice (December)                                |  |
| 2002 |                        | LB Derrick Brooks (October)<br>DE Simeon Rice (November) | K Martin Gramatica (December)                              |
| 2005 |                        |  | P Josh Bidwell (November)                                  |
| 2007 |                        | LB Barrett Ruud (September)                              | K Matt Bryant (December)                                   |
| 2008 |                        |  | KR Clifton Smith (November)<br>LB Dekoda Watson (November) |
| 2019 |                        | LB Shaquil Barrett (September)                           |  |
| 2020 | QB Tom Brady (October) | LB Lavonte David (September)                             |  |
| 2022 |                        | LB Devin White (September)                               |  |
| 2023 |                        | S Antoine Winfield Jr. (December/January)                | P Jake Camarda (September)                                 |

# NFC ROOKIE OF THE MONTH

|      | OFFENSIVE   | DEFENSIVE  | SPECIAL TEAMS                  |
|------|---|--|--------------------------------|
| 1996 | FB Mike Alstott (November)  |  | KR/PR Karl Williams (December) |
| 1997 | RB Warrick Dunn (September)                                       |  |                                |
| 1999 | QB Shaun King (December)  |  |                                |
| 2005 | RB Carnell Williams (September)<br>RB Carnell Williams (December) |  |                                |
| 2010 | RB LeGarrette Blount (December)                                   |  |                                |
| 2012 | RB Doug Martin (October)  | LB Lavonte David (November)                            |                                |
| 2013 | QB Mike Glennon (November)  |  |                                |
| 2015 | QB Jameis Winston (November)                                      |  |                                |
| 2016 |   | DE Noah Spence (November)                              |                                |
| 2019 |   | LB Devin White (November)<br>LB Devin White (December) |                                |
| 2020 |   | S Antoine Winfield Jr. (September)                     |                                |
| 2023 |   | DL Calijah Kancey (November)                           |                                |

FRONT OFFICE

PLAYERS

2023 REVIEW

HISTORY

RECORDS

SIDELINES

## PEPSI NFL ROOKIE OF THE WEEK

|      | OFFENSIVE  | DEFENSIVE  | SPECIAL TEAMS |
|------|--|--|---------------|
| 2004 | WR Michael Clayton (Week 14)   |  |               |
| 2005 | RB Carnell Williams (Week 1)<br>RB Carnell Williams (Week 2)<br>RB Carnell Williams (Week 3) |  |               |
| 2012 | RB Doug Martin (Week 9)  |  |               |
| 2015 | QB Jameis Winston (Week 2)<br>QB Jameis Winston (Week 5)<br>QB Jameis Winston (Week 11)      | LB Kwon Alexander (Week 3)<br>LB Kwon Alexander (Week 8) |               |
| 2016 |  | DE Noah Spence (Week 12)                                 |               |

## FEDEX AIR & GROUND NFL PLAYER OF THE WEEK

|      | AIR  | GROUND   |
|------|--|--|
| 2005 | QB Chris Simms (Week 10)   |  |
| 2010 | QB Josh Freeman (Week 16)<br>QB Josh Freeman (Week 17)                   | RB LeGarrette Blount (Week 16)   |
| 2012 |  | RB Doug Martin (Week 8)<br>RB Doug Martin (Week 9)<br>RB Doug Martin (Week 11) |
| 2013 |  | RB Bobby Rainey (Week 11)  |
| 2015 | QB Jameis Winston (Week 11)  | RB Doug Martin (Week 5)<br>RB Doug Martin (Week 11)                            |
| 2016 | QB Jameis Winston (Week 1)   |  |
| 2019 | QB Jameis Winston (Week 4)   |  |
| 2020 | QB Tom Brady (Week 4)<br>QB Tom Brady (Week 17)                          | RB Ronald Jones II (Week 10)   |
| 2021 | QB Tom Brady (Week 1)<br>QB Tom Brady (Week 2)<br>QB Tom Brady (Week 18) |  |
| 2022 | QB Tom Brady (Week 17)   |  |
| 2023 | QB Baker Mayfield (Week 15)  |  |

# ED BLOCK COURAGE AWARD

Each year, the Ed Block Courage Award is given to a player on each NFL team who best exemplifies commitment to the principles of sportsmanship and courage. The recipient symbolizes professionalism, dedication and performance as a community role model. This national award is named after the former Baltimore Colts' trainer who was a tireless worker for victims of abuse, violence, neglect and families in crisis.

|      |                 |      |                  |
|------|-----------------|------|------------------|
| 1984 | Theo Bell       | 2004 | Mike Alstott     |
| 1985 | Steve Courson   | 2005 | John Wade        |
| 1986 | J.D. Maariveld  | 2006 | Shelton Quarles  |
| 1987 | Nathan Wonsley  | 2007 | Jeff Garcia      |
| 1988 | Don Smith       | 2008 | Matt Bryant      |
| 1989 | John Cannon     | 2009 | Carnell Williams |
| 1990 | Ron Hall        | 2010 | Earnest Graham   |
| 1991 | Harry Hamilton  | 2011 | Ronde Barber     |
| 1992 | Ricky Reynolds  | 2012 | Davin Joseph     |
| 1993 | Rob Taylor      | 2013 | Darrelle Revis   |
| 1994 | Tony Covington  | 2014 | Vincent Jackson  |
| 1995 | Paul Gruber     | 2015 | Clinton McDonald |
| 1996 | Charles Dimry   | 2016 | Kevin Pamphile   |
| 1997 | Horace Copeland | 2017 | William Gholston |
| 1998 | Warrick Dunn    | 2018 | Gerald McCoy     |
| 1999 | Hardy Nickerson | 2019 | Demar Dotson     |
| 2000 | Derrick Brooks  | 2020 | Ali Marpet       |
| 2001 | Jerry Wunsch    | 2021 | O.J. Howard      |
| 2002 | John Lynch      | 2022 | Chris Godwin     |
| 2003 | Joe Jurevicius  | 2023 | Shaquill Barrett |

## YEAR-BY-YEAR SCORES

### 1976

**Head Coach: John McKay**

#### Preseason (1-5)

| DATE    | OPPONENT     | W/L | SCORE | STADIUM                  | CITY             | ATTEND. | STARTING QB |
|---------|--------------|-----|-------|--------------------------|------------------|---------|-------------|
| July 31 | at L.A. Rams | L   | 3-26  | L.A. Coliseum            | Los Angeles, CA  | 54,787  | Spurrier    |
| Aug. 7  | at Green Bay | L   | 6-10  | Milwaukee County Stadium | Milwaukee, WI    | 53,421  | Spurrier    |
| Aug. 14 | vs. Atlanta  | W   | 17-3  | Gator Bowl               | Jacksonville, FL | 11,342  | Spurrier    |
| Aug. 21 | MIAMI        | L   | 21-28 | Tampa Stadium            | Tampa, FL        | 67,466  | Spurrier    |
| Aug. 28 | CHICAGO      | L   | 7-10  | Tampa Stadium            | Tampa, FL        | 47,592  | Spurrier    |
| Sept. 4 | CINCINNATI   | L   | 13-24 | Tampa Stadium            | Tampa, FL        | 46,775  | Spurrier    |

#### Won 0, Lost 14

|          |               |   |       |                                 |                |        |           |
|----------|---------------|---|-------|---------------------------------|----------------|--------|-----------|
| Sept. 12 | at Houston    | L | 0-20  | Astrodome                       | Houston, TX    | 42,228 | Spurrier  |
| Sept. 19 | SAN DIEGO     | L | 0-23  | Tampa Stadium                   | Tampa, FL      | 39,558 | Spurrier  |
| Sept. 26 | BUFFALO       | L | 9-14  | Tampa Stadium                   | Tampa, FL      | 44,505 | Spurrier  |
| Oct. 3   | at Baltimore  | L | 17-42 | Memorial Stadium                | Baltimore, MD  | 40,053 | Spurrier  |
| Oct. 10  | at Cincinnati | L | 0-21  | Riverfront Stadium              | Cincinnati, OH | 40,700 | Spurrier  |
| Oct. 17  | SEATTLE       | L | 10-13 | Tampa Stadium                   | Tampa, FL      | 43,458 | Spurrier  |
| Oct. 24  | MIAMI         | L | 20-23 | Tampa Stadium                   | Tampa, FL      | 61,437 | Dickinson |
| Oct. 31  | KANSAS CITY   | L | 19-28 | Tampa Stadium                   | Tampa, FL      | 41,779 | Spurrier  |
| Nov. 7   | at Denver     | L | 13-48 | Mile High Stadium               | Denver, CO     | 61,703 | Spurrier  |
| Nov. 14  | at N.Y. Jets  | L | 0-34  | Shea Stadium                    | Flushing, NY   | 46,427 | Spurrier  |
| Nov. 21  | CLEVELAND     | L | 7-24  | Tampa Stadium                   | Tampa, FL      | 36,930 | Spurrier  |
| Nov. 28  | at Oakland    | L | 16-49 | Oakland-Alameda County Coliseum | Oakland, CA    | 49,590 | Spurrier  |
| Dec. 5   | at Pittsburgh | L | 0-42  | Three Rivers Stadium            | Pittsburgh, PA | 43,385 | Hanratty  |
| Dec. 12  | NEW ENGLAND   | L | 14-31 | Tampa Stadium                   | Tampa, FL      | 41,517 | Spurrier  |

1977

Head Coach: John McKay

Preseason (2-4)

| DATE     | OPPONENT      | W/L | SCORE | STADIUM            | CITY             | ATTEND. | STARTING QB |
|----------|---------------|-----|-------|--------------------|------------------|---------|-------------|
| Aug. 6   | MIAMI         | L   | 7-13  | Tampa Stadium      | Tampa, FL        | 66,056  | Huff        |
| Aug. 13  | at Cincinnati | L   | 0-45  | Riverfront Stadium | Cincinnati, OH   | 50,316  | Boryla      |
| Aug. 20  | GREEN BAY     | W   | 10-7  | Tampa Stadium      | Tampa, FL        | 49,045  | Boryla      |
| Aug. 27  | vs. Atlanta   | L   | 21-30 | Tangerine Bowl     | Orlando, FL      | 31,123  | Huff        |
| Sept. 3  | at Buffalo    | L   | 6-17  | Rich Stadium       | Orchard Park, NY | 28,126  | Dickinson   |
| Sept. 10 | BALTIMORE     | W   | 14-0  | Tampa Stadium      | Tampa, FL        | 47,032  | Hedberg     |

Won 2, Lost 12

Fifth - NFC Central

|          |                  |   |       |                     |                   |        |         |
|----------|------------------|---|-------|---------------------|-------------------|--------|---------|
| Sept. 18 | at Philadelphia  | L | 3-13  | Veterans Stadium    | Philadelphia, PA  | 61,549 | Hedberg |
| Sept. 24 | MINNESOTA        | L | 3-9   | Tampa Stadium       | Tampa, FL         | 66,272 | Hedberg |
| Oct. 2   | at Dallas        | L | 7-23  | Texas Stadium       | Irving, TX        | 55,316 | Huff    |
| Oct. 9   | WASHINGTON       | L | 0-10  | Tampa Stadium       | Tampa, FL         | 58,571 | Hedberg |
| Oct. 16  | at Seattle       | L | 23-30 | Kingdome            | Seattle, WA       | 54,783 | Huff    |
| Oct. 23  | GREEN BAY        | L | 0-13  | Tampa Stadium       | Tampa, FL         | 47,635 | Huff    |
| Oct. 30  | at San Francisco | L | 10-20 | Candlestick Park    | San Francisco, CA | 34,750 | Blount  |
| Nov. 6   | at L.A. Rams     | L | 0-31  | L.A. Coliseum       | Los Angeles, CA   | 45,493 | Blount  |
| Nov. 13  | N.Y. GIANTS      | L | 0-10  | Tampa Stadium       | Tampa, FL         | 46,518 | Blount  |
| Nov. 20  | at Detroit       | L | 7-16  | Pontiac Silverdome  | Pontiac, MI       | 49,751 | Blount  |
| Nov. 27  | ATLANTA          | L | 0-17  | Tampa Stadium       | Tampa, FL         | 43,592 | Huff    |
| Dec. 4   | CHICAGO          | L | 0-10  | Tampa Stadium       | Tampa, FL         | 48,948 | Hedberg |
| Dec. 11  | at New Orleans   | W | 33-14 | Louisiana Superdome | New Orleans, LA   | 40,124 | Huff    |
| Dec. 18  | ST. LOUIS        | W | 17-7  | Tampa Stadium       | Tampa, FL         | 56,922 | Huff    |

1978

Head Coach: John McKay

Preseason (3-1)

| DATE    | OPPONENT       | W/L | SCORE | STADIUM             | CITY            | ATTEND. | STARTING QB |
|---------|----------------|-----|-------|---------------------|-----------------|---------|-------------|
| Aug. 5  | CINCINNATI     | W   | 17-0  | Tampa Stadium       | Tampa, FL       | 60,106  | Huff        |
| Aug. 12 | BALTIMORE      | W   | 23-12 | Tampa Stadium       | Tampa, FL       | 61,112  | Huff        |
| Aug. 19 | at New Orleans | W   | 14-3  | Louisiana Superdome | New Orleans, LA | 46,282  | Boryla      |
| Aug. 25 | MIAMI          | L   | 20-24 | Tampa Stadium       | Tampa, FL       | 68,132  | Huff        |

Won 5, Lost 11

Fifth - NFC Central

|          |                  |   |       |                      |                     |        |          |
|----------|------------------|---|-------|----------------------|---------------------|--------|----------|
| Sept. 2  | N.Y. GIANTS      | L | 13-19 | Tampa Stadium        | Tampa, FL           | 67,456 | Williams |
| Sept. 9  | DETROIT          | L | 7-15  | Tampa Stadium        | Tampa, FL           | 64,445 | Boryla   |
| Sept. 17 | at Minnesota     | W | 16-10 | Metropolitan Stadium | Bloomington, MN     | 46,152 | Williams |
| Sept. 24 | ATLANTA          | W | 14-9  | Tampa Stadium        | Tampa, FL           | 58,073 | Williams |
| Oct. 1   | MINNESOTA        | L | 7-24  | Tampa Stadium        | Tampa, FL           | 65,972 | Williams |
| Oct. 8   | at Kansas City   | W | 30-13 | Arrowhead Stadium    | Kansas City, MO     | 38,201 | Williams |
| Oct. 15  | at N.Y. Giants   | L | 14-17 | Giants Stadium       | East Rutherford, NJ | 68,025 | Williams |
| Oct. 22  | CHICAGO          | W | 33-19 | Tampa Stadium        | Tampa, FL           | 68,146 | Williams |
| Oct. 29  | at Green Bay     | L | 7-9   | Lambeau Field        | Green Bay, WI       | 55,108 | Williams |
| Nov. 5   | at L.A. Rams     | L | 23-26 | L.A. Coliseum        | Los Angeles, CA     | 55,182 | Williams |
| Nov. 12  | at Detroit       | L | 23-34 | Pontiac Silverdome   | Pontiac, MI         | 60,320 | Rae      |
| Nov. 19  | BUFFALO          | W | 31-10 | Tampa Stadium        | Tampa, FL           | 61,383 | Rae      |
| Nov. 26  | at Chicago       | L | 3-14  | Tampa Stadium        | Chicago, IL         | 42,373 | Rae      |
| Dec. 3   | GREEN BAY        | L | 7-17  | Tampa Stadium        | Tampa, FL           | 67,754 | Rae      |
| Dec. 10  | at San Francisco | L | 3-6   | Candlestick Park     | San Francisco, CA   | 30,931 | Rae      |
| Dec. 17  | NEW ORLEANS      | L | 10-17 | Tampa Stadium        | Tampa, FL           | 51,207 | Williams |



1979

Head Coach: John McKay

## Preseason (2-2)

| DATE    | OPPONENT      | W/L | SCORE | STADIUM            | CITY           | ATTEND. | STARTING QB |
|---------|---------------|-----|-------|--------------------|----------------|---------|-------------|
| Aug. 4  | WASHINGTON    | L   | 7-9   | Tampa Stadium      | Tampa, FL      | 64,493  | Williams    |
| Aug. 11 | MIAMI         | L   | 7-13  | Tampa Stadium      | Tampa, FL      | 64,481  | Williams    |
| Aug. 18 | NEW ORLEANS   | W   | 14-7  | Tampa Stadium      | Tampa, FL      | 49,042  | Williams    |
| Aug. 25 | at Cincinnati | W   | 24-13 | Riverfront Stadium | Cincinnati, OH | 44,120  | Williams    |

## Won 10, Lost 6

| DATE     | OPPONENT         | W/L | SCORE      | STADIUM               | CITY                | ATTEND. | STARTING QB |
|----------|------------------|-----|------------|-----------------------|---------------------|---------|-------------|
| Sept. 1  | DETROIT          | W   | 31-16      | Tampa Stadium         | Tampa, FL           | 68,225  | Williams    |
| Sept. 9  | at Baltimore     | W   | 29-26 (OT) | Memorial Stadium      | Baltimore, MD       | 36,374  | Williams    |
| Sept. 16 | at Green Bay     | W   | 21-10      | Lambeau Field         | Green Bay, WI       | 55,498  | Williams    |
| Sept. 23 | L.A. RAMS        | W   | 21-6       | Tampa Stadium         | Tampa, FL           | 69,497  | Williams    |
| Sept. 30 | at Chicago       | W   | 17-13      | Soldier Field         | Chicago, IL         | 55,258  | Williams    |
| Oct. 7   | at N.Y. Giants   | L   | 14-17      | Giants Stadium        | East Rutherford, NJ | 72,841  | Williams    |
| Oct. 14  | NEW ORLEANS      | L   | 14-42      | Tampa Stadium         | Tampa, FL           | 67,640  | Williams    |
| Oct. 21  | GREEN BAY        | W   | 21-3       | Tampa Stadium         | Tampa, FL           | 67,186  | Williams    |
| Oct. 28  | at Minnesota     | W   | 12-10      | Metropolitan Stadium  | Bloomington, MN     | 46,906  | Williams    |
| Nov. 4   | at Atlanta       | L   | 14-17      | Fulton County Stadium | Atlanta, GA         | 55,150  | Williams    |
| Nov. 11  | at Detroit       | W   | 16-14      | Pontiac Silverdome    | Pontiac, MI         | 70,461  | Williams    |
| Nov. 18  | N.Y. GIANTS      | W   | 31-3       | Tampa Stadium         | Tampa, FL           | 70,261  | Williams    |
| Nov. 25  | MINNESOTA        | L   | 22-23      | Tampa Stadium         | Tampa, FL           | 70,039  | Williams    |
| Dec. 2   | CHICAGO          | L   | 0-14       | Tampa Stadium         | Tampa, FL           | 69,508  | Williams    |
| Dec. 9   | at San Francisco | L   | 7-23       | Candlestick Park      | San Francisco, CA   | 44,506  | Williams    |
| Dec. 16  | KANSAS CITY      | W   | 3-0        | Tampa Stadium         | Tampa, FL           | 63,624  | Williams    |

## First - NFC Central

## NFC DIVISIONAL PLAYOFF GAME

|         |              |   |       |               |           |        |          |
|---------|--------------|---|-------|---------------|-----------|--------|----------|
| Dec. 29 | PHILADELPHIA | W | 24-17 | Tampa Stadium | Tampa, FL | 71,402 | Williams |
|---------|--------------|---|-------|---------------|-----------|--------|----------|

## NFC CHAMPIONSHIP GAME

|        |           |   |     |               |           |        |          |
|--------|-----------|---|-----|---------------|-----------|--------|----------|
| Jan. 6 | L.A. RAMS | L | 0-9 | Tampa Stadium | Tampa, FL | 72,033 | Williams |
|--------|-----------|---|-----|---------------|-----------|--------|----------|

1980

Head Coach: John McKay

## Preseason (3-1)

| DATE    | OPPONENT   | W/L | SCORE      | STADIUM       | CITY        | ATTEND. | STARTING QB |
|---------|------------|-----|------------|---------------|-------------|---------|-------------|
| Aug. 11 | at Houston | W   | 21-7       | Astrodome     | Houston, TX | 48,827  | Fusina      |
| Aug. 16 | ST. LOUIS  | L   | 14-21      | Tampa Stadium | Tampa, FL   | 68,384  | Williams    |
| Aug. 23 | CINCINNATI | W   | 20-14 (OT) | Tampa Stadium | Tampa, FL   | 59,113  | Williams    |
| Aug. 29 | WASHINGTON | W   | 11-6       | Tampa Stadium | Tampa, FL   | 62,555  | Rae         |

## Won 5, Lost 10, Tied 1

| DATE     | OPPONENT         | W/L | SCORE      | STADIUM                  | CITY              | ATTEND. | STARTING QB |
|----------|------------------|-----|------------|--------------------------|-------------------|---------|-------------|
| Sept. 7  | at Cincinnati    | W   | 17-12      | Riverfront Stadium       | Cincinnati, OH    | 35,551  | Williams    |
| Sept. 11 | L.A. RAMS        | W   | 10-9       | Tampa Stadium            | Tampa, FL         | 66,576  | Williams    |
| Sept. 21 | at Dallas        | L   | 17-28      | Texas Stadium            | Irving, TX        | 62,750  | Williams    |
| Sept. 28 | CLEVELAND        | L   | 27-34      | Tampa Stadium            | Tampa, FL         | 65,540  | Williams    |
| Oct. 6   | at Chicago       | L   | 0-23       | Soldier Field            | Chicago, IL       | 61,350  | Williams    |
| Oct. 12  | GREEN BAY        | T   | 14-14 (OT) | Tampa Stadium            | Tampa, FL         | 64,854  | Williams    |
| Oct. 19  | at Houston       | L   | 14-20      | Astrodome                | Houston, TX       | 48,167  | Williams    |
| Oct. 26  | at San Francisco | W   | 24-23      | Candlestick Park         | San Francisco, CA | 51,925  | Williams    |
| Nov. 2   | N.Y. GIANTS      | W   | 30-13      | Tampa Stadium            | Tampa, FL         | 68,256  | Williams    |
| Nov. 9   | PITTSBURGH       | L   | 21-24      | Tampa Stadium            | Tampa, FL         | 71,636  | Williams    |
| Nov. 16  | at Minnesota     | L   | 30-38      | Metropolitan Stadium     | Bloomington, MN   | 46,032  | Williams    |
| Nov. 23  | DETROIT          | L   | 10-24      | Tampa Stadium            | Tampa, FL         | 64,976  | Williams    |
| Nov. 30  | at Green Bay     | W   | 20-17      | Milwaukee County Stadium | Milwaukee, WI     | 54,225  | Williams    |
| Dec. 7   | MINNESOTA        | L   | 10-21      | Tampa Stadium            | Tampa, FL         | 65,649  | Williams    |
| Dec. 14  | at Detroit       | L   | 14-27      | Pontiac Silverdome       | Pontiac, MI       | 77,098  | Williams    |
| Dec. 20  | CHICAGO          | L   | 13-14      | Tampa Stadium            | Tampa, FL         | 55,298  | Williams    |

## Tied Fourth - NFC Central

FRONT OFFICE

PLAYERS

2023 REVIEW

HISTORY

RECORDS

SIDELINES

1981

Head Coach: John McKay

Preseason (1-3)

| DATE    | OPPONENT    | W/L | SCORE | STADIUM               | CITY        | ATTEND. | STARTING QB |
|---------|-------------|-----|-------|-----------------------|-------------|---------|-------------|
| Aug. 8  | CINCINNATI  | L   | 17-24 | Tampa Stadium         | Tampa, FL   | 67,554  | Williams    |
| Aug. 15 | NEW ENGLAND | L   | 16-17 | Tampa Stadium         | Tampa, FL   | 62,785  | Williams    |
| Aug. 22 | HOUSTON     | W   | 27-17 | Tampa Stadium         | Tampa, FL   | 64,734  | Williams    |
| Aug. 28 | at Atlanta  | L   | 7-27  | Fulton County Stadium | Atlanta, GA | 53,668  | Fusina      |

Won 9, Lost 7

First - NFC Central

|           |                 |   |       |                                 |                  |        |          |
|-----------|-----------------|---|-------|---------------------------------|------------------|--------|----------|
| Sept. 5·  | MINNESOTA       | W | 21-13 | Tampa Stadium                   | Tampa, FL        | 66,287 | Williams |
| Sept. 13  | at Kansas City  | L | 10-19 | Arrowhead Stadium               | Kansas City, MO  | 50,555 | Williams |
| Sept. 20  | at Chicago      | L | 17-28 | Soldier Field                   | Chicago, IL      | 60,130 | Williams |
| Sept. 27· | ST. LOUIS       | W | 20-10 | Tampa Stadium                   | Tampa, FL        | 65,850 | Williams |
| Oct. 4·   | DETROIT         | W | 28-10 | Tampa Stadium                   | Tampa, FL        | 71,733 | Williams |
| Oct. 11   | at Green Bay    | W | 21-10 | Lambeau Field                   | Green Bay, WI    | 52,264 | Williams |
| Oct. 18   | at Oakland      | L | 16-18 | Oakland-Alameda County Coliseum | Oakland, CA      | 42,288 | Williams |
| Oct. 25   | at Philadelphia | L | 10-20 | Veterans Stadium                | Philadelphia, PA | 70,174 | Williams |
| Nov. 1·   | CHICAGO         | W | 20-10 | Tampa Stadium                   | Tampa, FL        | 68,688 | Williams |
| Nov. 8    | at Minnesota    | L | 10-25 | Metropolitan Stadium            | Bloomington, MN  | 47,038 | Williams |
| Nov. 15·  | DENVER          | L | 7-24  | Tampa Stadium                   | Tampa, FL        | 64,518 | Williams |
| Nov. 22·  | GREEN BAY       | W | 37-3  | Tampa Stadium                   | Tampa, FL        | 63,251 | Williams |
| Nov. 29   | at New Orleans  | W | 31-14 | Louisiana Superdome             | New Orleans, LA  | 62,209 | Williams |
| Dec. 6·   | ATLANTA         | W | 24-23 | Tampa Stadium                   | Tampa, FL        | 69,221 | Williams |
| Dec. 13·  | SAN DIEGO       | L | 23-24 | Tampa Stadium                   | Tampa, FL        | 67,388 | Williams |
| Dec. 20   | at Detroit      | W | 20-17 | Pontiac Silverdome              | Pontiac, MI      | 80,444 | Williams |

NFC DIVISIONAL PLAYOFF GAME

|        |           |   |      |               |            |        |          |
|--------|-----------|---|------|---------------|------------|--------|----------|
| Jan. 2 | at Dallas | L | 0-38 | Texas Stadium | Irving, TX | 64,848 | Williams |
|--------|-----------|---|------|---------------|------------|--------|----------|

1982

Head Coach: John McKay

Preseason (3-1)

| DATE    | OPPONENT     | W/L | SCORE | STADIUM       | CITY        | ATTEND. | STARTING QB |
|---------|--------------|-----|-------|---------------|-------------|---------|-------------|
| Aug. 14 | PHILADELPHIA | W   | 35-7  | Tampa Stadium | Tampa, FL   | 65,659  | Williams    |
| Aug. 21 | WASHINGTON   | W   | 28-13 | Tampa Stadium | Tampa, FL   | 63,896  | Williams    |
| Aug. 28 | at Houston   | L   | 6-21  | Astrodome     | Houston, TX | 41,007  | Golsteyn    |
| Sept. 3 | ATLANTA      | W   | 34-0  | Tampa Stadium | Tampa, FL   | 62,933  | Williams    |

Won 5, Lost 4

Tied Fourth - NFC Central

|           |                |   |            |                     |                 |        |          |
|-----------|----------------|---|------------|---------------------|-----------------|--------|----------|
| Sept. 12  | at Minnesota   | L | 10-17      | HHH Metrodome       | Minneapolis, MN | 58,440 | Williams |
| Sept. 19· | WASHINGTON     | L | 13-21      | Tampa Stadium       | Tampa, FL       | 66,187 | Williams |
| Nov. 21   | at Dallas      | L | 9-14       | Texas Stadium       | Irving, TX      | 49,578 | Williams |
| Nov. 29·  | MIAMI          | W | 23-17      | Tampa Stadium       | Tampa, FL       | 65,854 | Williams |
| Dec. 5    | at New Orleans | W | 13-10      | Louisiana Superdome | New Orleans, LA | 61,709 | Williams |
| Dec. 12   | at N.Y. Jets   | L | 17-32      | Shea Stadium        | Flushing, NY    | 28,147 | Williams |
| Dec. 19·  | BUFFALO        | W | 24-23      | Tampa Stadium       | Tampa, FL       | 62,510 | Williams |
| Dec. 26·  | DETROIT        | W | 23-21      | Tampa Stadium       | Tampa, FL       | 65,997 | Williams |
| Jan. 2·   | CHICAGO        | W | 26-23 (OT) | Tampa Stadium       | Tampa, FL       | 68,112 | Williams |

NFC FIRST ROUND PLAYOFF GAME

|        |           |   |       |               |            |        |          |
|--------|-----------|---|-------|---------------|------------|--------|----------|
| Jan. 9 | at Dallas | L | 17-30 | Texas Stadium | Irving, TX | 65,042 | Williams |
|--------|-----------|---|-------|---------------|------------|--------|----------|

**1983****Head Coach: John McKay****Preseason (4-0)**

| DATE    | OPPONENT    | W/L | SCORE | STADIUM       | CITY        | ATTEND. | STARTING QB |
|---------|-------------|-----|-------|---------------|-------------|---------|-------------|
| Aug. 6  | NEW ORLEANS | W   | 20-17 | Tampa Stadium | Tampa, FL   | 53,111  | Thompson    |
| Aug. 13 | at Houston  | W   | 23-17 | Astrodome     | Houston, TX | 41,107  | Thompson    |
| Aug. 20 | ATLANTA     | W   | 17-6  | Tampa Stadium | Tampa, FL   | 57,237  | Thompson    |
| Aug. 26 | NEW ENGLAND | W   | 41-21 | Tampa Stadium | Tampa, FL   | 52,108  | Golsteyn    |

**Won 2, Lost 14**

| DATE     | OPPONENT         | W/L | SCORE      | STADIUM                     | CITY              | ATTEND. | STARTING QB |
|----------|------------------|-----|------------|-----------------------------|-------------------|---------|-------------|
| Sept. 4  | DETROIT          | L   | 0-11       | Tampa Stadium               | Tampa, FL         | 62,154  | Golsteyn    |
| Sept. 11 | at Chicago       | L   | 10-17      | Soldier Field               | Chicago, IL       | 58,186  | Golsteyn    |
| Sept. 18 | MINNESOTA        | L   | 16-19 (OT) | Tampa Stadium               | Tampa, FL         | 57,567  | Thompson    |
| Sept. 25 | CINCINNATI       | L   | 17-23      | Tampa Stadium               | Tampa, FL         | 56,023  | Thompson    |
| Oct. 2   | at Green Bay     | L   | 14-55      | Lambeau Field               | Green Bay, WI     | 54,272  | Thompson    |
| Oct. 9   | at Dallas        | L   | 24-27 (OT) | Texas Stadium               | Irving, TX        | 63,308  | Thompson    |
| Oct. 16  | ST. LOUIS        | L   | 27-34      | Tampa Stadium               | Tampa, FL         | 48,224  | Thompson    |
| Oct. 23  | NEW ORLEANS      | L   | 21-24      | Tampa Stadium               | Tampa, FL         | 48,242  | Thompson    |
| Oct. 30  | at Pittsburgh    | L   | 12-17      | Three Rivers Stadium        | Pittsburgh, PA    | 57,648  | Thompson    |
| Nov. 6   | at Minnesota     | W   | 17-12      | HHH Metrodome               | Minneapolis, MN   | 59,239  | Thompson    |
| Nov. 13  | at Cleveland     | L   | 0-20       | Cleveland Municipal Stadium | Cleveland, OH     | 56,091  | Thompson    |
| Nov. 20  | CHICAGO          | L   | 0-27       | Tampa Stadium               | Tampa, FL         | 36,816  | Golsteyn    |
| Nov. 27  | HOUSTON          | W   | 33-24      | Tampa Stadium               | Tampa, FL         | 38,625  | Thompson    |
| Dec. 4   | at San Francisco | L   | 21-35      | Candlestick Park            | San Francisco, CA | 49,773  | Thompson    |
| Dec. 12  | GREEN BAY        | L   | 9-12 (OT)  | Tampa Stadium               | Tampa, FL         | 50,763  | Thompson    |
| Dec. 18  | at Detroit       | L   | 20-23      | Pontiac Silverdome          | Pontiac, MI       | 78,392  | Thompson    |

**Fifth - NFC Central****1984****Head Coach: John McKay****Preseason (3-2)**

| DATE    | OPPONENT    | W/L | SCORE | STADIUM               | CITY        | ATTEND. | STARTING QB |
|---------|-------------|-----|-------|-----------------------|-------------|---------|-------------|
| July 28 | vs. Seattle | L   | 0-38  | Fawcett Stadium       | Canton, OH  | 22,250  | Thompson    |
| Aug. 4  | HOUSTON     | W   | 30-17 | Tampa Stadium         | Tampa, FL   | 32,774  | Thompson    |
| Aug. 11 | CINCINNATI  | W   | 21-13 | Tampa Stadium         | Tampa, FL   | 33,588  | Thompson    |
| Aug. 18 | at Atlanta  | L   | 21-52 | Fulton County Stadium | Atlanta, GA | 29,610  | DeBerg      |
| Aug. 24 | MIAMI       | W   | 14-13 | Tampa Stadium         | Tampa, FL   | 53,023  | Thompson    |

**Won 6, Lost 10**

| DATE     | OPPONENT         | W/L | SCORE      | STADIUM             | CITY                | ATTEND. | STARTING QB |
|----------|------------------|-----|------------|---------------------|---------------------|---------|-------------|
| Sept. 2  | at Chicago       | L   | 14-34      | Soldier Field       | Chicago, IL         | 58,789  | Thompson    |
| Sept. 9  | at New Orleans   | L   | 13-17      | Louisiana Superdome | New Orleans, LA     | 54,686  | Thompson    |
| Sept. 16 | DETROIT          | W   | 21-17      | Tampa Stadium       | Tampa, FL           | 44,560  | Thompson    |
| Sept. 23 | at N.Y. Giants   | L   | 14-17      | Giants Stadium      | East Rutherford, NJ | 72,650  | DeBerg      |
| Sept. 30 | GREEN BAY        | W   | 30-27 (OT) | Tampa Stadium       | Tampa, FL           | 44,487  | DeBerg      |
| Oct. 7   | MINNESOTA        | W   | 35-31      | Tampa Stadium       | Tampa, FL           | 47,405  | DeBerg      |
| Oct. 14  | at Detroit       | L   | 7-13 (OT)  | Pontiac Silverdome  | Pontiac, MI         | 44,308  | DeBerg      |
| Oct. 21  | CHICAGO          | L   | 9-44       | Tampa Stadium       | Tampa, FL           | 60,003  | DeBerg      |
| Oct. 28  | at Kansas City   | L   | 20-24      | Arrowhead Stadium   | Kansas City, MO     | 41,710  | DeBerg      |
| Nov. 4   | at Minnesota     | L   | 24-27      | HHH Metrodome       | Minneapolis, MN     | 54,949  | DeBerg      |
| Nov. 11  | N.Y. GIANTS      | W   | 20-17      | Tampa Stadium       | Tampa, FL           | 46,534  | DeBerg      |
| Nov. 18  | at San Francisco | L   | 17-24      | Candlestick Park    | San Francisco, CA   | 57,704  | DeBerg      |
| Nov. 25  | L.A. RAMS        | L   | 33-34      | Tampa Stadium       | Tampa, FL           | 42,242  | DeBerg      |
| Dec. 2   | at Green Bay     | L   | 14-27      | Lambeau Field       | Green Bay, WI       | 46,800  | DeBerg      |
| Dec. 9   | ATLANTA          | W   | 23-6       | Tampa Stadium       | Tampa, FL           | 33,808  | DeBerg      |
| Dec. 16  | N.Y. JETS        | W   | 41-21      | Tampa Stadium       | Tampa, FL           | 43,817  | DeBerg      |

**Third - NFC Central****FRONT OFFICE****PLAYERS****2023 REVIEW****HISTORY****RECORDS****SIDELINES**

1985

**Head Coach: Leeman Bennett****Preseason (1-3)**

| DATE    | OPPONENT       | W/L | SCORE | STADIUM             | CITY            | ATTEND. | STARTING QB |
|---------|----------------|-----|-------|---------------------|-----------------|---------|-------------|
| Aug. 10 | PITTSBURGH     | L   | 27-42 | Tampa Stadium       | Tampa, FL       | 47,447  | DeBerg      |
| Aug. 17 | ATLANTA        | L   | 17-23 | Tampa Stadium       | Tampa, FL       | 34,040  | Thompson    |
| Aug. 24 | at New Orleans | W   | 14-10 | Louisiana Superdome | New Orleans, LA | 49,337  | DeBerg      |
| Aug. 30 | WASHINGTON     | L   | 7-20  | Tampa Stadium       | Tampa, FL       | 33,640  | DeBerg      |

**Won 2, Lost 14****Fifth - NFC Central**

|          |                |   |            |                     |                     |        |        |
|----------|----------------|---|------------|---------------------|---------------------|--------|--------|
| Sept. 8  | at Chicago     | L | 28-38      | Soldier Field       | Chicago, IL         | 57,828 | DeBerg |
| Sept. 15 | MINNESOTA      | L | 16-31      | Tampa Stadium       | Tampa, FL           | 46,188 | DeBerg |
| Sept. 22 | at New Orleans | L | 13-20      | Louisiana Superdome | New Orleans, LA     | 45,320 | DeBerg |
| Sept. 29 | at Detroit     | L | 9-30       | Pontiac Silverdome  | Pontiac, MI         | 45,023 | DeBerg |
| Oct. 6   | CHICAGO        | L | 19-27      | Tampa Stadium       | Tampa, FL           | 51,795 | DeBerg |
| Oct. 13  | L.A. RAMS      | L | 27-31      | Tampa Stadium       | Tampa, FL           | 39,607 | DeBerg |
| Oct. 20  | at Miami       | L | 38-41      | Orange Bowl         | Miami, FL           | 62,335 | DeBerg |
| Oct. 27  | NEW ENGLAND    | L | 14-32      | Tampa Stadium       | Tampa, FL           | 34,661 | DeBerg |
| Nov. 3   | at N.Y. Giants | L | 20-22      | Giants Stadium      | East Rutherford, NJ | 72,031 | DeBerg |
| Nov. 10  | ST. LOUIS      | W | 16-0       | Tampa Stadium       | Tampa, FL           | 34,736 | DeBerg |
| Nov. 17  | at N.Y. Jets   | L | 28-62      | Giants Stadium      | East Rutherford, NJ | 65,344 | DeBerg |
| Nov. 24  | DETROIT        | W | 19-16 (OT) | Tampa Stadium       | Tampa, FL           | 43,471 | Young  |
| Dec. 1   | at Green Bay   | L | 0-21       | Lambeau Field       | Green Bay, WI       | 19,856 | Young  |
| Dec. 8   | at Minnesota   | L | 7-26       | HHH Metrodome       | Minneapolis, MN     | 51,593 | Young  |
| Dec. 15  | INDIANAPOLIS   | L | 23-31      | Tampa Stadium       | Tampa, FL           | 25,577 | Young  |
| Dec. 22  | GREEN BAY      | L | 17-20      | Tampa Stadium       | Tampa, FL           | 33,992 | Young  |

1986

**Head Coach: Leeman Bennett****Preseason (0-4)**

| DATE    | OPPONENT   | W/L | SCORE | STADIUM       | CITY      | ATTEND. | STARTING QB |
|---------|------------|-----|-------|---------------|-----------|---------|-------------|
| Aug. 9  | ST. LOUIS  | L   | 10-26 | Tampa Stadium | Tampa, FL | 31,550  | Young       |
| Aug. 16 | ATLANTA    | L   | 17-20 | Tampa Stadium | Tampa, FL | 28,797  | DeBerg      |
| Aug. 23 | WASHINGTON | L   | 13-21 | Tampa Stadium | Tampa, FL | 45,136  | DeBerg      |
| Aug. 29 | at Miami   | L   | 3-21  | Orange Bowl   | Miami, FL | 45,766  | DeBerg      |

**Won 2, Lost 14****Fifth - NFC Central**

|          |                |   |            |                          |                 |        |        |
|----------|----------------|---|------------|--------------------------|-----------------|--------|--------|
| Sept. 7  | SAN FRANCISCO  | L | 7-31       | Tampa Stadium            | Tampa, FL       | 50,780 | DeBerg |
| Sept. 14 | MINNESOTA      | L | 10-23      | Tampa Stadium            | Tampa, FL       | 34,579 | DeBerg |
| Sept. 21 | at Detroit     | W | 24-20      | Pontiac Silverdome       | Pontiac, MI     | 38,453 | Young  |
| Sept. 28 | ATLANTA        | L | 20-23 (OT) | Tampa Stadium            | Tampa, FL       | 38,950 | Young  |
| Oct. 5   | at L.A. Rams   | L | 20-26 (OT) | Anaheim Stadium          | Anaheim, CA     | 50,585 | Young  |
| Oct. 12  | ST. LOUIS      | L | 19-30      | Tampa Stadium            | Tampa, FL       | 33,307 | Young  |
| Oct. 19  | at New Orleans | L | 7-38       | Louisiana Superdome      | New Orleans, LA | 43,355 | Young  |
| Oct. 26  | at Kansas City | L | 20-27      | Arrowhead Stadium        | Kansas City, MO | 36,230 | Young  |
| Nov. 2   | BUFFALO        | W | 34-28      | Tampa Stadium            | Tampa, FL       | 32,806 | Young  |
| Nov. 9   | CHICAGO        | L | 3-23       | Tampa Stadium            | Tampa, FL       | 70,097 | Young  |
| Nov. 16  | at Green Bay   | L | 7-31       | Milwaukee County Stadium | Milwaukee, WI   | 48,271 | Young  |
| Nov. 23  | DETROIT        | L | 17-38      | Tampa Stadium            | Tampa, FL       | 30,029 | Young  |
| Nov. 30  | at Minnesota   | L | 13-45      | HHH Metrodome            | Minneapolis, MN | 56,235 | Young  |
| Dec. 7   | at Chicago     | L | 14-48      | Soldier Field            | Chicago, IL     | 52,746 | Young  |
| Dec. 14  | GREEN BAY      | L | 7-21       | Tampa Stadium            | Tampa, FL       | 30,099 | Young  |
| Dec. 21  | at St. Louis   | L | 17-21      | Busch Stadium            | St. Louis, MO   | 23,957 | Young  |

1987

## Head Coach: Ray Perkins

## Preseason (2-2)

| DATE    | OPPONENT        | W/L | SCORE | STADIUM       | CITY             | ATTEND. | STARTING QB |
|---------|-----------------|-----|-------|---------------|------------------|---------|-------------|
| Aug. 15 | CINCINNATI      | L   | 30-31 | Tampa Stadium | Tampa, FL        | 52,747  | DeBerg      |
| Aug. 22 | N.Y. JETS       | W   | 29-27 | Tampa Stadium | Tampa, FL        | 56,598  | DeBerg      |
| Aug. 29 | WASHINGTON      | W   | 17-10 | Tampa Stadium | Tampa, FL        | 63,845  | DeBerg      |
| Sept. 5 | at Indianapolis | L   | 16-23 | Hoosier Dome  | Indianapolis, IN | 50,111  | DeBerg      |

## Won 4, Lost 11

## Tied Fourth - NFC Central

|          |                 |   |       |                          |                  |        |            |
|----------|-----------------|---|-------|--------------------------|------------------|--------|------------|
| Sept. 13 | ATLANTA         | W | 48-10 | Tampa Stadium            | Tampa, FL        | 51,250 | DeBerg     |
| Sept. 20 | at Chicago      | L | 3-20  | Soldier Field            | Chicago, IL      | 63,551 | DeBerg     |
| Oct. 4   | at Detroit      | W | 31-27 | Pontiac Silverdome       | Pontiac, MI      | 4,919  | Reaves     |
| Oct. 11  | SAN DIEGO       | L | 13-17 | Tampa Stadium            | Tampa, FL        | 23,873 | Reaves     |
| Oct. 18  | MINNESOTA       | W | 20-10 | Tampa Stadium            | Tampa, FL        | 20,850 | Zorn       |
| Oct. 25  | CHICAGO         | L | 26-27 | Tampa Stadium            | Tampa, FL        | 70,747 | DeBerg     |
| Nov. 1   | at Green Bay    | W | 23-17 | Milwaukee County Stadium | Milwaukee, WI    | 50,308 | DeBerg     |
| Nov. 8   | at St. Louis    | L | 28-31 | Busch Stadium            | St. Louis, MO    | 22,449 | DeBerg     |
| Nov. 15  | at Minnesota    | L | 17-23 | HHH Metrodome            | Minneapolis, MN  | 48,605 | DeBerg     |
| Nov. 22  | SAN FRANCISCO   | L | 10-24 | Tampa Stadium            | Tampa, FL        | 63,211 | DeBerg     |
| Nov. 29  | at L.A. Rams    | L | 3-35  | Anaheim Stadium          | Anaheim, CA      | 45,188 | DeBerg     |
| Dec. 6   | at New Orleans  | L | 34-44 | Louisiana Superdome      | New Orleans, LA  | 66,471 | Testaverde |
| Dec. 13  | DETROIT         | L | 10-20 | Tampa Stadium            | Tampa, FL        | 41,699 | Testaverde |
| Dec. 20  | ST. LOUIS       | L | 14-31 | Tampa Stadium            | Tampa, FL        | 32,046 | Testaverde |
| Dec. 27  | at Indianapolis | L | 6-24  | Hoosier Dome             | Indianapolis, IN | 60,468 | Testaverde |

1988

## Head Coach: Ray Perkins

## Preseason (0-4)

| DATE    | OPPONENT     | W/L | SCORE | STADIUM               | CITY          | ATTEND. | STARTING QB |
|---------|--------------|-----|-------|-----------------------|---------------|---------|-------------|
| Aug. 6  | INDIANAPOLIS | L   | 7-20  | Tampa Stadium         | Tampa, FL     | 44,258  | Testaverde  |
| Aug. 13 | CLEVELAND    | L   | 3-23  | Tampa Stadium         | Tampa, FL     | 50,074  | Testaverde  |
| Aug. 20 | at Atlanta   | L   | 14-19 | Fulton County Stadium | Atlanta, GA   | 18,141  | Testaverde  |
| Aug. 25 | vs. Buffalo  | L   | 7-14  | Vanderbilt Stadium    | Nashville, TN | 20,600  | Testaverde  |

## Won 5, Lost 11

## Third - NFC Central

|          |                 |   |           |                       |                  |        |            |
|----------|-----------------|---|-----------|-----------------------|------------------|--------|------------|
| Sept. 4  | PHILADELPHIA    | L | 14-41     | Tampa Stadium         | Tampa, FL        | 43,502 | Testaverde |
| Sept. 11 | at Green Bay    | W | 13-10     | Lambeau Field         | Green Bay, WI    | 52,584 | Testaverde |
| Sept. 18 | PHOENIX         | L | 24-30     | Tampa Stadium         | Tampa, FL        | 35,034 | Testaverde |
| Sept. 25 | at New Orleans  | L | 9-13      | Louisiana Superdome   | New Orleans, LA  | 66,671 | Testaverde |
| Oct. 2   | GREEN BAY       | W | 27-24     | Tampa Stadium         | Tampa, FL        | 40,003 | Testaverde |
| Oct. 9   | at Minnesota    | L | 13-14     | HHH Metrodome         | Minneapolis, MN  | 55,274 | Testaverde |
| Oct. 16  | at Indianapolis | L | 31-35     | Hoosier Dome          | Indianapolis, IN | 53,135 | Testaverde |
| Oct. 23  | MINNESOTA       | L | 20-49     | Tampa Stadium         | Tampa, FL        | 48,020 | Testaverde |
| Oct. 30  | MIAMI           | L | 14-17     | Tampa Stadium         | Tampa, FL        | 67,352 | Ferguson   |
| Nov. 6   | at Chicago      | L | 10-28     | Soldier Field         | Chicago, IL      | 56,892 | Testaverde |
| Nov. 13  | at Detroit      | W | 23-20     | Pontiac Silverdome    | Pontiac, MI      | 25,956 | Testaverde |
| Nov. 20  | CHICAGO         | L | 15-27     | Tampa Stadium         | Tampa, FL        | 67,070 | Testaverde |
| Nov. 27  | at Atlanta      | L | 10-17     | Fulton County Stadium | Atlanta, GA      | 14,020 | Testaverde |
| Dec. 4   | BUFFALO         | W | 10-5      | Tampa Stadium         | Tampa, FL        | 49,498 | Testaverde |
| Dec. 11  | at New England  | L | 7-10 (OT) | Sullivan Stadium      | Foxboro, MA      | 39,889 | Testaverde |
| Dec. 18  | DETROIT         | W | 21-10     | Tampa Stadium         | Tampa, FL        | 37,778 | Testaverde |

1989

**Head Coach: Ray Perkins****Preseason (3-1)**

| DATE    | OPPONENT        | W/L | SCORE | STADIUM                     | CITY             | ATTEND. | STARTING QB |
|---------|-----------------|-----|-------|-----------------------------|------------------|---------|-------------|
| Aug. 12 | HOUSTON         | W   | 41-23 | Tampa Stadium               | Tampa, FL        | 37,830  | Testaverde  |
| Aug. 19 | ATLANTA         | W   | 27-0  | Tampa Stadium               | Tampa, FL        | 28,330  | Testaverde  |
| Aug. 26 | at Indianapolis | L   | 0-30  | Hoosier Dome                | Indianapolis, IN | 54,750  | Testaverde  |
| Sept. 2 | at Cleveland    | W   | 27-10 | Cleveland Municipal Stadium | Cleveland, OH    | 62,486  | Testaverde  |

**Won 5, Lost 11**

|          |               |   |       |                    |                  |        |            |
|----------|---------------|---|-------|--------------------|------------------|--------|------------|
| Sept. 10 | at Green Bay  | W | 23-21 | Lambeau Field      | Green Bay, WI    | 55,650 | Testaverde |
| Sept. 17 | SAN FRANCISCO | L | 16-20 | Tampa Stadium      | Tampa, FL        | 64,087 | Testaverde |
| Sept. 24 | NEW ORLEANS   | W | 20-10 | Tampa Stadium      | Tampa, FL        | 44,053 | Testaverde |
| Oct. 1   | at Minnesota  | L | 3-17  | HHH Metrodome      | Minneapolis, MN  | 54,817 | Testaverde |
| Oct. 8   | CHICAGO       | W | 42-35 | Tampa Stadium      | Tampa, FL        | 72,077 | Testaverde |
| Oct. 15  | DETROIT       | L | 16-17 | Tampa Stadium      | Tampa, FL        | 46,225 | Ferguson   |
| Oct. 22  | at Washington | L | 28-32 | RFK Stadium        | Washington, D.C. | 52,862 | Testaverde |
| Oct. 29  | at Cincinnati | L | 23-56 | Riverfront Stadium | Cincinnati, OH   | 57,225 | Testaverde |
| Nov. 5   | CLEVELAND     | L | 31-42 | Tampa Stadium      | Tampa, FL        | 69,162 | Testaverde |
| Nov. 12  | MINNESOTA     | L | 10-24 | Tampa Stadium      | Tampa, FL        | 56,271 | Testaverde |
| Nov. 19  | at Chicago    | W | 32-31 | Soldier Field      | Chicago, IL      | 63,826 | Testaverde |
| Nov. 26  | at Phoenix    | W | 14-13 | Sun Devil Stadium  | Tempe, AZ        | 33,297 | Testaverde |
| Dec. 3   | GREEN BAY     | L | 16-17 | Tampa Stadium      | Tampa, FL        | 58,120 | Testaverde |
| Dec. 10  | at Houston    | L | 17-20 | Astrodome          | Houston, TX      | 54,532 | Testaverde |
| Dec. 17  | at Detroit    | L | 7-33  | Pontiac Silverdome | Pontiac, MI      | 40,362 | Testaverde |
| Dec. 24  | PITTSBURGH    | L | 22-31 | Tampa Stadium      | Tampa, FL        | 29,690 | Ferguson   |

**Fifth - NFC Central**

1990

**Head Coach:****Ray Perkins (13 Games), Richard Williamson (3 Games)****Preseason (3-1)**

| DATE    | OPPONENT        | W/L | SCORE | STADIUM       | CITY             | ATTEND. | STARTING QB |
|---------|-----------------|-----|-------|---------------|------------------|---------|-------------|
| Aug. 11 | CINCINNATI      | W   | 30-17 | Tampa Stadium | Tampa, FL        | 51,014  | Testaverde  |
| Aug. 18 | vs. New England | W   | 44-10 | Gator Bowl    | Jacksonville, FL | 51,066  | Testaverde  |
| Aug. 24 | at Seattle      | L   | 3-10  | Kingdome      | Seattle, WA      | 52,301  | Testaverde  |
| Aug. 30 | N.Y. JETS       | W   | 23-14 | Tampa Stadium | Tampa, FL        | 40,118  | Testaverde  |

**Won 6, Lost 10**

|          |                          |   |            |                          |                   |        |            |
|----------|--------------------------|---|------------|--------------------------|-------------------|--------|------------|
| Sept. 9  | at Detroit               | W | 38-21      | Pontiac Silverdome       | Pontiac, MI       | 54,728 | Testaverde |
| Sept. 16 | L.A. RAMS                | L | 14-35      | Tampa Stadium            | Tampa, FL         | 59,705 | Testaverde |
| Sept. 23 | DETROIT                  | W | 23-20      | Tampa Stadium            | Tampa, FL         | 55,075 | Testaverde |
| Sept. 30 | at Minnesota             | W | 23-20 (OT) | HHH Metrodome            | Minneapolis, MN   | 54,462 | Testaverde |
| Oct. 7   | at Dallas                | L | 10-14      | Texas Stadium            | Irving, TX        | 60,076 | Testaverde |
| Oct. 14  | GREEN BAY                | W | 26-14      | Tampa Stadium            | Tampa, FL         | 67,472 | Testaverde |
| Oct. 21  | DALLAS                   | L | 13-17      | Tampa Stadium            | Tampa, FL         | 68,315 | Testaverde |
| Oct. 28  | at San Diego             | L | 10-41      | Jack Murphy Stadium      | San Diego, CA     | 40,653 | Chandler   |
| Nov. 4   | CHICAGO                  | L | 6-26       | Tampa Stadium            | Tampa, FL         | 68,555 | Testaverde |
| Nov. 11  | at New Orleans           | L | 7-35       | Louisiana Superdome      | New Orleans, LA   | 67,865 | Chandler   |
| Nov. 18  | at San Francisco         | L | 7-31       | Candlestick Park         | San Francisco, CA | 62,221 | Chandler   |
| Nov. 25  | at Green Bay (Milwaukee) | L | 10-20      | Milwaukee County Stadium | Milwaukee, WI     | 53,677 | Testaverde |
| Dec. 2   | ATLANTA                  | W | 23-17      | Tampa Stadium            | Tampa, FL         | 42,839 | Testaverde |
|          | -- bye week --           |   |            |                          |                   |        |            |
| Dec. 16  | MINNESOTA                | W | 26-13      | Tampa Stadium            | Tampa, FL         | 47,272 | Testaverde |
| Dec. 23  | at Chicago               | L | 14-27      | Soldier Field            | Chicago, IL       | 46,456 | Testaverde |
| Dec. 30  | N.Y. JETS                | L | 14-16      | Tampa Stadium            | Tampa, FL         | 46,543 | Testaverde |

**Tied Second - NFC Central**

**Head Coach: Richard Williamson****Preseason (3-1)**

| DATE    | OPPONENT     | W/L | SCORE | STADIUM                     | CITY          | ATTEND. | STARTING QB |
|---------|--------------|-----|-------|-----------------------------|---------------|---------|-------------|
| Aug. 5  | at Cleveland | W   | 23-10 | Cleveland Municipal Stadium | Cleveland, OH | 64,753  | Testaverde  |
| Aug. 10 | MIAMI        | L   | 13-29 | Tampa Stadium               | Tampa, FL     | 51,387  | Testaverde  |
| Aug. 17 | at Atlanta   | W   | 12-7  | Fulton County Stadium       | Atlanta, GA   | 41,983  | Testaverde  |
| Aug. 23 | KANSAS CITY  | W   | 20-7  | Tampa Stadium               | Tampa, FL     | 33,996  | Testaverde  |

**Won 3, Lost 13**

| DATE           | OPPONENT       | W/L | SCORE | STADIUM               | CITY                | ATTEND. | STARTING QB |
|----------------|----------------|-----|-------|-----------------------|---------------------|---------|-------------|
| Sept. 1        | at N.Y. Jets   | L   | 13-16 | Giants Stadium        | East Rutherford, NJ | 61,204  | Testaverde  |
| Sept. 8        | CHICAGO        | L   | 20-21 | Tampa Stadium         | Tampa, FL           | 65,625  | Testaverde  |
| Sept. 15       | at Green Bay   | L   | 13-15 | Lambeau Field         | Green Bay, WI       | 58,114  | Testaverde  |
| Sept. 22       | BUFFALO        | L   | 10-17 | Tampa Stadium         | Tampa, FL           | 57,323  | Testaverde  |
| Sept. 29       | at Detroit     | L   | 3-31  | Pontiac Silverdome    | Pontiac, MI         | 48,784  | Chandler    |
| Oct. 6         | PHILADELPHIA   | W   | 14-13 | Tampa Stadium         | Tampa, FL           | 41,219  | Testaverde  |
| -- bye week -- |                |     |       |                       |                     |         |             |
| Oct. 20        | at New Orleans | L   | 7-23  | Louisiana Superdome   | New Orleans, LA     | 68,591  | Chandler    |
| Oct. 27        | GREEN BAY      | L   | 0-27  | Tampa Stadium         | Tampa, FL           | 40,275  | Chandler    |
| Nov. 3         | at Minnesota   | L   | 13-28 | HHH Metrodome         | Minneapolis, MN     | 35,737  | Testaverde  |
| Nov. 10        | DETROIT        | W   | 30-21 | Tampa Stadium         | Tampa, FL           | 37,742  | Testaverde  |
| Nov. 17        | at Atlanta     | L   | 7-43  | Fulton County Stadium | Atlanta, GA         | 41,274  | Testaverde  |
| Nov. 24        | N.Y. GIANTS    | L   | 14-21 | Tampa Stadium         | Tampa, FL           | 63,698  | Testaverde  |
| Dec. 1         | at Miami       | L   | 14-33 | Joe Robbie Stadium    | Miami, FL           | 51,036  | Testaverde  |
| Dec. 8         | MINNESOTA      | L   | 24-26 | Tampa Stadium         | Tampa, FL           | 41,091  | Testaverde  |
| Dec. 14        | at Chicago     | L   | 0-27  | Soldier Field         | Chicago, IL         | 54,719  | Carlson     |
| Dec. 22        | INDIANAPOLIS   | W   | 17-3  | Tampa Stadium         | Tampa, FL           | 28,043  | Testaverde  |

**Fifth - NFC Central****Head Coach: Sam Wyche****Preseason (1-3)**

| DATE    | OPPONENT  | W/L | SCORE | STADIUM            | CITY       | ATTEND. | STARTING QB |
|---------|-----------|-----|-------|--------------------|------------|---------|-------------|
| Aug. 8  | at Denver | L   | 10-31 | Mile High Stadium  | Denver, CO | 66,521  | Testaverde  |
| Aug. 15 | ATLANTA   | W   | 40-28 | Tampa Stadium      | Tampa, FL  | 37,881  | Erickson    |
| Aug. 22 | at Miami  | L   | 7-22  | Joe Robbie Stadium | Miami, FL  | 42,136  | DeBerg      |
| Aug. 28 | CLEVELAND | L   | 3-24  | Tampa Stadium      | Tampa, FL  | 40,883  | Testaverde  |

**Won 5, Lost 11**

| DATE           | OPPONENT         | W/L | SCORE | STADIUM                  | CITY              | ATTEND. | STARTING QB |
|----------------|------------------|-----|-------|--------------------------|-------------------|---------|-------------|
| Sept. 6        | PHOENIX          | W   | 23-7  | Tampa Stadium            | Tampa, FL         | 41,315  | Testaverde  |
| Sept. 13       | GREEN BAY        | W   | 31-3  | Tampa Stadium            | Tampa, FL         | 50,051  | Testaverde  |
| Sept. 20       | at Minnesota     | L   | 20-26 | HHH Metrodome            | Minneapolis, MN   | 48,113  | Testaverde  |
| Sept. 27       | at Detroit       | W   | 27-23 | Pontiac Silverdome       | Pontiac, MI       | 51,374  | Testaverde  |
| Oct. 4         | INDIANAPOLIS     | L   | 14-24 | Tampa Stadium            | Tampa, FL         | 56,585  | Testaverde  |
| -- bye week -- |                  |     |       |                          |                   |         |             |
| Oct. 18        | at Chicago       | L   | 14-31 | Soldier Field            | Chicago, IL       | 61,412  | Testaverde  |
| Oct. 25        | DETROIT          | L   | 7-38  | Tampa Stadium            | Tampa, FL         | 53,995  | Testaverde  |
| Nov. 1         | at New Orleans   | L   | 21-23 | Louisiana Superdome      | New Orleans, LA   | 68,591  | DeBerg      |
| Nov. 8         | MINNESOTA        | L   | 7-35  | Tampa Stadium            | Tampa, FL         | 49,095  | DeBerg      |
| Nov. 15        | CHICAGO          | W   | 20-17 | Tampa Stadium            | Tampa, FL         | 69,102  | Testaverde  |
| Nov. 22        | at San Diego     | L   | 14-29 | Jack Murphy Stadium      | San Diego, CA     | 43,197  | Testaverde  |
| Nov. 29        | at Green Bay     | L   | 14-19 | Milwaukee County Stadium | Milwaukee, WI     | 52,347  | Testaverde  |
| Dec. 6         | L.A. RAMS        | L   | 27-31 | Tampa Stadium            | Tampa, FL         | 38,387  | Testaverde  |
| Dec. 13        | ATLANTA          | L   | 7-35  | Tampa Stadium            | Tampa, FL         | 39,056  | Testaverde  |
| Dec. 19        | at San Francisco | L   | 14-21 | Candlestick Park         | San Francisco, CA | 60,519  | Testaverde  |
| Dec. 27        | at Phoenix       | W   | 7-3   | Sun Devil Stadium        | Tempe, AZ         | 29,645  | Testaverde  |

**Tied Third - NFC Central**

## 1993

## Head Coach: Sam Wyche

## Preseason (2-2)

| DATE    | OPPONENT    | W/L | SCORE | STADIUM             | CITY        | ATTEND. | STARTING QB |
|---------|-------------|-----|-------|---------------------|-------------|---------|-------------|
| Aug. 7  | DENVER      | L   | 7-23  | Tampa Stadium       | Tampa, FL   | 38,020  | Erickson    |
| Aug. 14 | at Atlanta  | L   | 10-20 | Georgia Dome        | Atlanta, GA | 49,108  | DeBerg      |
| Aug. 21 | vs. Buffalo | W   | 32-12 | Florida Citrus Bowl | Orlando, FL | 37,125  | DeBerg      |
| Aug. 27 | CLEVELAND   | W   | 23-20 | Tampa Stadium       | Tampa, FL   | 41,769  | DeBerg      |

## Won 5, Lost 11

## Fifth - NFC Central

|                |                 |   |       |                    |                     |        |          |
|----------------|-----------------|---|-------|--------------------|---------------------|--------|----------|
| Sept. 5        | KANSAS CITY     | L | 3-27  | Tampa Stadium      | Tampa, FL           | 63,378 | DeBerg   |
| Sept. 12       | at N.Y. Giants  | L | 7-23  | Giants Stadium     | East Rutherford, NJ | 75,891 | Erickson |
| -- bye week -- |                 |   |       |                    |                     |        |          |
| Sept. 26       | at Chicago      | L | 17-47 | Soldier Field      | Chicago, IL         | 58,329 | Erickson |
| Oct. 3         | DETROIT         | W | 27-10 | Tampa Stadium      | Tampa, FL           | 40,794 | Erickson |
| Oct. 10        | at Minnesota    | L | 0-15  | HHH Metrodome      | Minneapolis, MN     | 53,562 | Erickson |
| -- bye week -- |                 |   |       |                    |                     |        |          |
| Oct. 24        | GREEN BAY       | L | 14-37 | Tampa Stadium      | Tampa, FL           | 47,354 | Erickson |
| Oct. 31        | at Atlanta      | W | 31-24 | Georgia Dome       | Atlanta, GA         | 50,647 | Erickson |
| Nov. 7         | at Detroit      | L | 0-23  | Pontiac Silverdome | Pontiac, MI         | 65,295 | Erickson |
| Nov. 14        | SAN FRANCISCO   | L | 21-45 | Tampa Stadium      | Tampa, FL           | 43,835 | Erickson |
| Nov. 21        | MINNESOTA       | W | 23-10 | Tampa Stadium      | Tampa, FL           | 40,848 | Erickson |
| Nov. 28        | at Green Bay    | L | 10-13 | Lambeau Field      | Green Bay, WI       | 56,995 | Erickson |
| Dec. 5         | WASHINGTON      | L | 17-23 | Tampa Stadium      | Tampa, FL           | 49,035 | Erickson |
| Dec. 12        | CHICAGO         | W | 13-10 | Tampa Stadium      | Tampa, FL           | 56,667 | Erickson |
| Dec. 19        | at L.A. Raiders | L | 20-27 | L.A. Coliseum      | Los Angeles, CA     | 40,532 | Erickson |
| Dec. 26        | at Denver       | W | 17-10 | Mile High Stadium  | Denver, CO          | 73,434 | Erickson |
| Jan. 2         | SAN DIEGO       | L | 17-32 | Tampa Stadium      | Tampa, FL           | 35,587 | Erickson |

## 1994

## Head Coach: Sam Wyche

## Preseason (2-2)

| DATE    | OPPONENT   | W/L | SCORE | STADIUM            | CITY        | ATTEND. | STARTING QB |
|---------|------------|-----|-------|--------------------|-------------|---------|-------------|
| Aug. 6  | CINCINNATI | W   | 17-16 | Tampa Stadium      | Tampa, FL   | 34,106  | Erickson    |
| Aug. 13 | at Seattle | L   | 6-29  | Husky Stadium      | Seattle, WA | 43,633  | Erickson    |
| Aug. 20 | at Miami   | W   | 29-14 | Joe Robbie Stadium | Miami, FL   | 51,242  | Erickson    |
| Aug. 26 | N.Y. JETS  | L   | 9-10  | Tampa Stadium      | Tampa, FL   | 36,488  | Erickson    |

## Won 6, Lost 10

## Fifth - NFC Central

|                |                  |   |            |                    |                   |        |          |
|----------------|------------------|---|------------|--------------------|-------------------|--------|----------|
| Sept. 4        | at Chicago       | L | 9-21       | Soldier Field      | Chicago, IL       | 61,844 | Erickson |
| Sept. 11       | INDIANAPOLIS     | W | 24-10      | Tampa Stadium      | Tampa, FL         | 36,631 | Erickson |
| Sept. 18       | NEW ORLEANS      | L | 7-9        | Tampa Stadium      | Tampa, FL         | 45,522 | Erickson |
| Sept. 25       | at Green Bay     | L | 3-30       | Lambeau Field      | Green Bay, WI     | 58,551 | Erickson |
| Oct. 2         | DETROIT          | W | 24-14      | Tampa Stadium      | Tampa, FL         | 38,012 | Erickson |
| Oct. 9         | at Atlanta       | L | 13-34      | Georgia Dome       | Atlanta, GA       | 52,633 | Erickson |
| -- bye week -- |                  |   |            |                    |                   |        |          |
| Oct. 23        | at San Francisco | L | 16-41      | Candlestick Park   | San Francisco, CA | 62,741 | DiIfer   |
| Oct. 30        | MINNESOTA        | L | 13-36      | Tampa Stadium      | Tampa, FL         | 42,110 | Erickson |
| Nov. 6         | CHICAGO          | L | 6-20       | Tampa Stadium      | Tampa, FL         | 60,821 | DiIfer   |
| Nov. 13        | at Detroit       | L | 9-14       | Pontiac Silverdome | Pontiac, MI       | 50,814 | Erickson |
| Nov. 20        | at Seattle       | L | 21-22      | Kingdome           | Seattle, WA       | 37,466 | Erickson |
| Nov. 27        | at Minnesota     | W | 20-17 (OT) | HHH Metrodome      | Minneapolis, MN   | 47,259 | Erickson |
| Dec. 4         | WASHINGTON       | W | 26-21      | Tampa Stadium      | Tampa, FL         | 45,121 | Erickson |
| Dec. 11        | L.A. RAMS        | W | 24-14      | Tampa Stadium      | Tampa, FL         | 34,150 | Erickson |
| Dec. 18        | at Washington    | W | 17-14      | RFK Stadium        | Washington, DC    | 47,315 | Erickson |
| Dec. 24        | GREEN BAY        | L | 19-34      | Tampa Stadium      | Tampa, FL         | 65,076 | Erickson |



## 1995

Head Coach: Sam Wyche

## Preseason (3-1)

| DATE    | OPPONENT            | W/L | SCORE | STADIUM             | CITY           | ATTEND. | STARTING QB |
|---------|---------------------|-----|-------|---------------------|----------------|---------|-------------|
| Aug. 5  | N.Y. JETS           | L   | 3-9   | Tampa Stadium       | Tampa, FL      | 47,311  | Diifer      |
| Aug. 11 | at Cincinnati       | W   | 31-7  | Riverfront Stadium  | Cincinnati, OH | 46,374  | Diifer      |
| Aug. 19 | PITTSBURGH          | W   | 20-7  | Tampa Stadium       | Tampa, FL      | 52,783  | Diifer      |
| Aug. 25 | vs. Miami (Orlando) | W   | 24-17 | Florida Citrus Bowl | Orlando, FL    | 58,595  | Diifer      |

## Won 7, Lost 9

| DATE           | OPPONENT        | W/L | SCORE      | STADIUM                     | CITY             | ATTEND. | STARTING QB |
|----------------|-----------------|-----|------------|-----------------------------|------------------|---------|-------------|
| Sept. 3        | at Philadelphia | W   | 21-6       | Veterans Stadium            | Philadelphia, PA | 66,266  | Diifer      |
| Sept. 10       | at Cleveland    | L   | 6-22       | Cleveland Municipal Stadium | Cleveland, OH    | 61,083  | Diifer      |
| Sept. 17       | CHICAGO         | L   | 6-25       | Tampa Stadium               | Tampa, FL        | 71,507  | Diifer      |
| Sept. 24       | WASHINGTON      | W   | 14-6       | Tampa Stadium               | Tampa, FL        | 49,234  | Diifer      |
| Oct. 1         | at Carolina     | W   | 20-13      | Memorial Stadium            | Clemson, SC      | 50,076  | Diifer      |
| Oct. 8         | CINCINNATI      | W   | 19-16      | Tampa Stadium               | Tampa, FL        | 41,732  | Diifer      |
| Oct. 15        | MINNESOTA       | W   | 20-17 (OT) | Tampa Stadium               | Tampa, FL        | 55,703  | Diifer      |
| Oct. 22        | ATLANTA         | L   | 21-24      | Tampa Stadium               | Tampa, FL        | 66,135  | Diifer      |
| Oct. 29        | at Houston      | L   | 7-19       | Astrodome                   | Houston, TX      | 31,489  | Diifer      |
| -- bye week -- |                 |     |            |                             |                  |         |             |
| Nov. 12        | at Detroit      | L   | 24-27      | Pontiac Silverdome          | Pontiac, MI      | 60,644  | Diifer      |
| Nov. 19        | JACKSONVILLE    | W   | 17-16      | Tampa Stadium               | Tampa, FL        | 71,629  | Diifer      |
| Nov. 26        | at Green Bay    | L   | 13-35      | Lambeau Field               | Green Bay, WI    | 59,218  | Diifer      |
| Dec. 3         | at Minnesota    | L   | 17-31      | HHH Metrodome               | Minneapolis, MN  | 52,879  | Diifer      |
| Dec. 10        | GREEN BAY       | W   | 13-10 (OT) | Tampa Stadium               | Tampa, FL        | 67,557  | Diifer      |
| Dec. 17        | at Chicago      | L   | 10-31      | Soldier Field               | Chicago, IL      | 49,475  | Diifer      |
| Dec. 23        | DETROIT         | L   | 10-37      | Tampa Stadium               | Tampa, FL        | 50,049  | Diifer      |

## Fifth - NFC Central

## 1996

Head Coach: Tony Dungy

## Preseason (1-3)

| DATE    | OPPONENT      | W/L | SCORE | STADIUM              | CITY           | ATTEND. | STARTING QB |
|---------|---------------|-----|-------|----------------------|----------------|---------|-------------|
| Aug. 3  | at Miami      | L   | 10-13 | Joe Robbie Stadium   | Miami, FL      | 51,141  | Diifer      |
| Aug. 10 | ATLANTA       | W   | 16-0  | Houlihan's Stadium   | Tampa, FL      | 32,855  | Diifer      |
| Aug. 17 | at Pittsburgh | L   | 3-13  | Three Rivers Stadium | Pittsburgh, PA | 50,522  | Diifer      |
| Aug. 23 | MIAMI         | L   | 7-19  | Houlihan's Stadium   | Tampa, FL      | 40,137  | Diifer      |

## Won 6, Lost 10

| DATE           | OPPONENT     | W/L | SCORE      | STADIUM             | CITY            | ATTEND. | STARTING QB |
|----------------|--------------|-----|------------|---------------------|-----------------|---------|-------------|
| Sept. 1        | GREEN BAY    | L   | 3-34       | Houlihan's Stadium  | Tampa, FL       | 54,102  | Diifer      |
| Sept. 8        | at Detroit   | L   | 6-21       | Pontiac Silverdome  | Pontiac, MI     | 54,229  | Diifer      |
| Sept. 15       | at Denver    | L   | 23-27      | Mile High Stadium   | Denver, CO      | 71,535  | Diifer      |
| Sept. 22       | SEATTLE      | L   | 13-17      | Houlihan's Stadium  | Tampa, FL       | 30,212  | Diifer      |
| Sept. 29       | DETROIT      | L   | 0-27       | Houlihan's Stadium  | Tampa, FL       | 34,961  | Diifer      |
| -- bye week -- |              |     |            |                     |                 |         |             |
| Oct. 13        | MINNESOTA    | W   | 24-13      | Houlihan's Stadium  | Tampa, FL       | 32,175  | Diifer      |
| Oct. 20        | at Arizona   | L   | 9-13       | Sun Devil Stadium   | Tempe, AZ       | 27,738  | Diifer      |
| Oct. 27        | at Green Bay | L   | 7-13       | Lambeau Field       | Green Bay, WI   | 60,627  | Diifer      |
| Nov. 3         | at Chicago   | L   | 10-13      | Soldier Field       | Chicago, IL     | 58,727  | Diifer      |
| Nov. 10        | OAKLAND      | W   | 20-17 (OT) | Houlihan's Stadium  | Tampa, FL       | 45,392  | Diifer      |
| Nov. 17        | at San Diego | W   | 25-17      | Jack Murphy Stadium | San Diego, CA   | 57,526  | Diifer      |
| Nov. 24        | NEW ORLEANS  | W   | 13-7       | Houlihan's Stadium  | Tampa, FL       | 40,203  | Diifer      |
| Dec. 1         | at Carolina  | L   | 0-24       | Ericsson Stadium    | Charlotte, NC   | 57,623  | Diifer      |
| Dec. 8         | WASHINGTON   | W   | 24-10      | Houlihan's Stadium  | Tampa, FL       | 44,733  | Diifer      |
| Dec. 15        | at Minnesota | L   | 10-21      | HHH Metrodome       | Minneapolis, MN | 49,302  | Diifer      |
| Dec. 22        | CHICAGO      | W   | 34-19      | Houlihan's Stadium  | Tampa, FL       | 51,572  | Diifer      |

## Fourth - NFC Central

1997

## Head Coach: Tony Dungy

## Preseason (1-3)

| DATE    | OPPONENT      | W/L | SCORE     | STADIUM             | CITY        | ATTEND. | STARTING QB |
|---------|---------------|-----|-----------|---------------------|-------------|---------|-------------|
| Aug. 2  | WASHINGTON    | L   | 8-20      | Houlihan's Stadium  | Tampa, FL   | 41,360  | Diifer      |
| Aug. 9  | at Atlanta    | L   | 12-17     | Georgia Dome        | Atlanta, GA | 34,219  | Diifer      |
| Aug. 16 | MIAMI         | W   | 24-10     | Houlihan's Stadium  | Tampa, FL   | 35,024  | Diifer      |
| Aug. 22 | vs. N.Y. Jets | L   | 9-15 (OT) | Florida Citrus Bowl | Orlando, FL | 21,342  | Diifer      |

## Won 10, Lost 6

## Second - NFC Central

|          |                 |   |       |                    |                     |        |        |
|----------|-----------------|---|-------|--------------------|---------------------|--------|--------|
| Aug. 31  | SAN FRANCISCO   | W | 13-6  | Houlihan's Stadium | Tampa, FL           | 62,554 | Diifer |
| Sept. 7  | at Detroit      | W | 24-17 | Pontiac Silverdome | Pontiac, MI         | 58,234 | Diifer |
| Sept. 14 | at Minnesota    | W | 28-14 | HHH Metrodome      | Minneapolis, MN     | 63,697 | Diifer |
| Sept. 21 | MIAMI           | W | 31-21 | Houlihan's Stadium | Tampa, FL           | 73,314 | Diifer |
| Sept. 28 | ARIZONA         | W | 19-18 | Houlihan's Stadium | Tampa, FL           | 53,804 | Diifer |
| Oct. 5   | at Green Bay    | L | 16-21 | Lambeau Field      | Green Bay, WI       | 60,100 | Diifer |
| Oct. 12  | DETROIT         | L | 9-27  | Houlihan's Stadium | Tampa, FL           | 72,095 | Diifer |
|          | -- bye week --  |   |       |                    |                     |        |        |
| Oct. 26  | MINNESOTA       | L | 6-10  | Houlihan's Stadium | Tampa, FL           | 66,815 | Diifer |
| Nov. 2   | at Indianapolis | W | 31-28 | RCA Dome           | Indianapolis, IN    | 58,512 | Diifer |
| Nov. 9   | at Atlanta      | W | 31-10 | Georgia Dome       | Atlanta, GA         | 46,018 | Diifer |
| Nov. 16  | NEW ENGLAND     | W | 27-7  | Houlihan's Stadium | Tampa, FL           | 70,479 | Diifer |
| Nov. 23  | at Chicago      | L | 7-13  | Soldier Field      | Chicago, IL         | 43,955 | Diifer |
| Nov. 30  | at N.Y. Giants  | W | 20-8  | Giants Stadium     | East Rutherford, NJ | 68,678 | Diifer |
| Dec. 7   | GREEN BAY       | L | 6-17  | Houlihan's Stadium | Tampa, FL           | 73,523 | Diifer |
| Dec. 14  | at N.Y. Jets    | L | 0-31  | Giants Stadium     | East Rutherford, NJ | 60,122 | Diifer |
| Dec. 21  | CHICAGO         | W | 31-15 | Houlihan's Stadium | Tampa, FL           | 70,930 | Diifer |

## NFC WILD CARD PLAYOFF GAME

|         |         |   |       |                    |           |        |        |
|---------|---------|---|-------|--------------------|-----------|--------|--------|
| Dec. 28 | DETROIT | W | 20-10 | Houlihan's Stadium | Tampa, FL | 73,361 | Diifer |
|---------|---------|---|-------|--------------------|-----------|--------|--------|

## NFC DIVISIONAL PLAYOFF GAME

|        |              |   |      |               |               |        |        |
|--------|--------------|---|------|---------------|---------------|--------|--------|
| Jan. 4 | at Green Bay | L | 7-21 | Lambeau Field | Green Bay, WI | 60,327 | Diifer |
|--------|--------------|---|------|---------------|---------------|--------|--------|

1998

## Head Coach: Tony Dungy

## Preseason (2-3)

| DATE    | OPPONENT        | W/L | SCORE | STADIUM                        | CITY            | ATTEND. | STARTING QB |
|---------|-----------------|-----|-------|--------------------------------|-----------------|---------|-------------|
| Aug. 1  | vs. Pittsburgh  | W   | 30-6  | Fawcett Stadium                | Canton, OH      | 23,875  | Diifer      |
| Aug. 8  | vs. Kansas City | L   | 13-17 | Owens Field                    | Norman, OK      | 43,657  | Diifer      |
| Aug. 13 | at Miami        | L   | 13-14 | Pro Player Stadium             | Miami, FL       | 59,184  | Diifer      |
| Aug. 24 | at Oakland      | W   | 41-7  | Oakland-Alameda County Stadium | Oakland, CA     | 32,017  | Diifer      |
| Aug. 28 | at New Orleans  | L   | 6-10  | Louisiana Superdome            | New Orleans, LA | 43,774  | Walsh       |

## Won 8, Lost 8

## Third - NFC Central

|          |                 |   |       |                         |                  |        |        |
|----------|-----------------|---|-------|-------------------------|------------------|--------|--------|
| Sept. 6  | at Minnesota    | L | 7-31  | HHH Metrodome           | Minneapolis, MN  | 62,538 | Diifer |
| Sept. 13 | at Green Bay    | L | 15-23 | Lambeau Field           | Green Bay, WI    | 60,124 | Diifer |
| Sept. 20 | CHICAGO         | W | 27-15 | Raymond James Stadium   | Tampa, FL        | 64,328 | Diifer |
| Sept. 28 | at Detroit      | L | 6-27  | Pontiac Silverdome      | Pontiac, MI      | 74,724 | Diifer |
| Oct. 4   | N.Y. GIANTS     | W | 20-3  | Raymond James Stadium   | Tampa, FL        | 64,989 | Diifer |
|          | -- bye week --  |   |       |                         |                  |        |        |
| Oct. 18  | CAROLINA        | W | 16-13 | Raymond James Stadium   | Tampa, FL        | 63,600 | Diifer |
| Oct. 25  | at New Orleans  | L | 3-9   | Louisiana Superdome     | New Orleans, LA  | 62,695 | Diifer |
| Nov. 1   | MINNESOTA       | W | 27-24 | Raymond James Stadium   | Tampa, FL        | 64,979 | Diifer |
| Nov. 8   | TENNESSEE       | L | 22-31 | Raymond James Stadium   | Tampa, FL        | 65,054 | Diifer |
| Nov. 15  | at Jacksonville | L | 24-29 | ALLTEL Stadium          | Jacksonville, FL | 72,974 | Diifer |
| Nov. 22  | DETROIT         | L | 25-28 | Raymond James Stadium   | Tampa, FL        | 64,265 | Diifer |
| Nov. 29  | at Chicago      | W | 31-17 | Soldier Field           | Chicago, IL      | 51,938 | Diifer |
| Dec. 7   | GREEN BAY       | W | 24-22 | Raymond James Stadium   | Tampa, FL        | 65,497 | Diifer |
| Dec. 13  | PITTSBURGH      | W | 16-3  | Raymond James Stadium   | Tampa, FL        | 65,335 | Diifer |
| Dec. 19  | at Washington   | L | 16-20 | Jack Kent Cooke Stadium | Landover, MD     | 66,309 | Diifer |
| Dec. 27  | at Cincinnati   | W | 35-0  | Cinergy Field           | Cincinnati, OH   | 49,826 | Diifer |

## Head Coach: Tony Dungy

## Preseason (4-0)

| DATE    | OPPONENT       | W/L | SCORE | STADIUM               | CITY            | ATTEND. | STARTING QB |
|---------|----------------|-----|-------|-----------------------|-----------------|---------|-------------|
| Aug. 14 | CLEVELAND      | W   | 30-3  | Raymond James Stadium | Tampa, FL       | 63,963  | Diifer      |
| Aug. 21 | at Kansas City | W   | 17-7  | Arrowhead Stadium     | Kansas City, MO | 76,292  | Diifer      |
| Aug. 28 | NEW ENGLAND    | W   | 45-14 | Raymond James Stadium | Tampa, FL       | 64,092  | Diifer      |
| Sept. 3 | at Washington  | W   | 16-13 | Redskins Stadium      | Landover, MD    | 63,722  | Diifer      |

## Won 11, Lost 5

## First - NFC Central

|                |                 |   |       |                             |                  |        |        |
|----------------|-----------------|---|-------|-----------------------------|------------------|--------|--------|
| Sept. 12·      | N.Y. GIANTS     | L | 13-17 | Raymond James Stadium       | Tampa, FL        | 65,026 | Diifer |
| Sept. 19       | at Philadelphia | W | 19-5  | Veterans Stadium            | Philadelphia, PA | 64,285 | Diifer |
| Sept. 26·      | DENVER          | W | 13-10 | Raymond James Stadium       | Tampa, FL        | 65,297 | Diifer |
| Oct. 3         | at Minnesota    | L | 14-21 | HHH Metrodome               | Minneapolis, MN  | 64,106 | Diifer |
| Oct. 10        | at Green Bay    | L | 23-26 | Lambeau Field               | Green Bay, WI    | 59,868 | Diifer |
| -- bye week -- |                 |   |       |                             |                  |        |        |
| Oct. 24·       | CHICAGO         | W | 6-3   | Raymond James Stadium       | Tampa, FL        | 65,283 | Diifer |
| Oct. 31        | at Detroit      | L | 3-20  | Pontiac Silverdome          | Pontiac, MI      | 63,135 | Zeier  |
| Nov. 7         | at New Orleans  | W | 31-16 | Louisiana Superdome         | New Orleans, LA  | 47,129 | Diifer |
| Nov. 14·       | KANSAS CITY     | W | 17-10 | Raymond James Stadium       | Tampa, FL        | 64,927 | Diifer |
| Nov. 21·       | ATLANTA         | W | 19-10 | Raymond James Stadium       | Tampa, FL        | 65,158 | Diifer |
| Nov. 28        | at Seattle      | W | 16-3  | Kingdome                    | Seattle, WA      | 66,314 | Diifer |
| Dec. 6·        | MINNESOTA       | W | 24-17 | Raymond James Stadium       | Tampa, FL        | 65,741 | King   |
| Dec. 12·       | DETROIT         | W | 23-16 | Raymond James Stadium       | Tampa, FL        | 65,536 | King   |
| Dec. 19        | at Oakland      | L | 0-45  | Network Associates Coliseum | Oakland, CA      | 46,395 | King   |
| Dec. 26·       | GREEN BAY       | W | 29-10 | Raymond James Stadium       | Tampa, FL        | 65,723 | King   |
| Jan. 2         | at Chicago      | W | 20-6  | Soldier Field               | Chicago, IL      | 66,944 | King   |

## NFC DIVISIONAL PLAYOFF GAME

|          |            |   |       |                       |           |        |      |
|----------|------------|---|-------|-----------------------|-----------|--------|------|
| Jan. 15· | WASHINGTON | W | 14-13 | Raymond James Stadium | Tampa, FL | 65,835 | King |
|----------|------------|---|-------|-----------------------|-----------|--------|------|

## NFC CHAMPIONSHIP GAME

|         |              |   |      |                  |               |        |      |
|---------|--------------|---|------|------------------|---------------|--------|------|
| Jan. 23 | at St. Louis | L | 6-11 | Trans World Dome | St. Louis, MO | 66,496 | King |
|---------|--------------|---|------|------------------|---------------|--------|------|

## 2000

## Head Coach: Tony Dungy

## Preseason (3-1)

| DATE    | OPPONENT       | W/L | SCORE | STADIUM               | CITY        | ATTEND. | STARTING QB |
|---------|----------------|-----|-------|-----------------------|-------------|---------|-------------|
| Aug. 4  | WASHINGTON     | W   | 13-12 | Raymond James Stadium | Tampa, FL   | 65,003  | King        |
| Aug. 10 | at Miami       | L   | 13-15 | Pro Player Stadium    | Miami, FL   | 58,703  | King        |
| Aug. 20 | at New England | W   | 31-21 | Foxboro Stadium       | Foxboro, MA | 60,292  | King        |
| Aug. 25 | KANSAS CITY    | W   | 37-14 | Raymond James Stadium | Tampa, FL   | 64,267  | King        |

## Won 10, Lost 6

## Second - NFC Central

|                |                |   |            |                       |                 |        |      |
|----------------|----------------|---|------------|-----------------------|-----------------|--------|------|
| Sept. 3        | at New England | W | 21-16      | Foxboro Stadium       | Foxboro, MA     | 60,292 | King |
| Sept. 10·      | CHICAGO        | W | 41-0       | Raymond James Stadium | Tampa, FL       | 65,569 | King |
| Sept. 17       | at Detroit     | W | 31-10      | Pontiac Silverdome    | Pontiac, MI     | 76,928 | King |
| Sept. 24·      | N.Y. JETS      | L | 17-21      | Raymond James Stadium | Tampa, FL       | 65,619 | King |
| Oct. 1         | at Washington  | L | 17-20 (OT) | FedEx Field           | Landover, MD    | 83,532 | King |
| Oct. 9         | at Minnesota   | L | 23-30      | HHH Metrodome         | Minneapolis, MN | 64,162 | King |
| -- bye week -- |                |   |            |                       |                 |        |      |
| Oct. 19·       | DETROIT        | L | 14-28      | Raymond James Stadium | Tampa, FL       | 65,557 | King |
| Oct. 29·       | MINNESOTA      | W | 41-13      | Raymond James Stadium | Tampa, FL       | 65,589 | King |
| Nov. 5         | at Atlanta     | W | 27-14      | Georgia Dome          | Atlanta, GA     | 70,097 | King |
| Nov. 12·       | GREEN BAY      | W | 20-15      | Raymond James Stadium | Tampa, FL       | 65,621 | King |
| Nov. 19        | at Chicago     | L | 10-13      | Soldier Field         | Chicago, IL     | 66,944 | King |
| Nov. 26·       | BUFFALO        | W | 31-17      | Raymond James Stadium | Tampa, FL       | 65,546 | King |
| Dec. 3·        | DALLAS         | W | 27-7       | Raymond James Stadium | Tampa, FL       | 65,621 | King |
| Dec. 10        | at Miami       | W | 16-13      | Pro Player Stadium    | Miami, FL       | 74,307 | King |
| Dec. 18·       | ST. LOUIS      | W | 38-35      | Raymond James Stadium | Tampa, FL       | 65,653 | King |
| Dec. 24        | at Green Bay   | L | 14-17 (OT) | Lambeau Field         | Green Bay, WI   | 59,692 | King |

## NFC WILD CARD PLAYOFF GAME

|         |                 |   |      |                  |                  |        |      |
|---------|-----------------|---|------|------------------|------------------|--------|------|
| Dec. 31 | at Philadelphia | L | 3-21 | Veterans Stadium | Philadelphia, PA | 65,813 | King |
|---------|-----------------|---|------|------------------|------------------|--------|------|

## 2001

## Head Coach: Tony Dungy

## Preseason (1-3)

| DATE    | OPPONENT     | W/L | SCORE | STADIUM                  | CITY          | ATTEND. | STARTING QB |
|---------|--------------|-----|-------|--------------------------|---------------|---------|-------------|
| Aug. 13 | MIAMI        | L   | 14-17 | Raymond James Stadium    | Tampa, FL     | 65,308  | B. Johnson  |
| Aug. 18 | at Cleveland | L   | 6-7   | Cleveland Browns Stadium | Cleveland, OH | 72,018  | B. Johnson  |
| Aug. 25 | NEW ENGLAND  | W   | 20-3  | Raymond James Stadium    | Tampa, FL     | 65,444  | B. Johnson  |
| Aug. 31 | at Atlanta   | L   | 7-36  | Georgia Dome             | Atlanta, GA   | 44,162  | B. Johnson  |

## Won 9, Lost 7

| DATE     | OPPONENT       | W/L | SCORE      | STADIUM                  | CITY            | ATTEND. | STARTING QB |
|----------|----------------|-----|------------|--------------------------|-----------------|---------|-------------|
| Sept. 9  | at Dallas      | W   | 10-6       | Texas Stadium            | Irving, TX      | 61,521  | B. Johnson  |
|          | -- bye week -- |     |            |                          |                 |         |             |
| Sept. 30 | at Minnesota   | L   | 16-20      | HHH Metrodome            | Minneapolis, MN | 64,105  | B. Johnson  |
| Oct. 7   | GREEN BAY      | W   | 14-10      | Raymond James Stadium    | Tampa, FL       | 65,510  | B. Johnson  |
| Oct. 14  | at Tennessee   | L   | 28-31 (OT) | Adelphia Coliseum        | Nashville, TN   | 68,798  | B. Johnson  |
| Oct. 21  | PITTSBURGH     | L   | 10-17      | Raymond James Stadium    | Tampa, FL       | 65,588  | B. Johnson  |
| Oct. 28  | MINNESOTA      | W   | 41-14      | Raymond James Stadium    | Tampa, FL       | 65,558  | B. Johnson  |
| Nov. 4   | at Green Bay   | L   | 20-21      | Lambeau Field            | Green Bay, WI   | 59,861  | B. Johnson  |
| Nov. 11  | at Detroit     | W   | 20-17      | Pontiac Silverdome       | Pontiac, MI     | 74,268  | B. Johnson  |
| Nov. 18  | CHICAGO        | L   | 24-27      | Raymond James Stadium    | Tampa, FL       | 65,612  | B. Johnson  |
| Nov. 26  | at St. Louis   | W   | 24-17      | Dome at America's Center | St. Louis, MO   | 66,198  | B. Johnson  |
| Dec. 2   | at Cincinnati  | W   | 16-13 (OT) | Paul Brown Stadium       | Cincinnati, OH  | 52,135  | B. Johnson  |
| Dec. 9   | DETROIT        | W   | 15-12      | Raymond James Stadium    | Tampa, FL       | 65,514  | B. Johnson  |
| Dec. 16  | at Chicago     | L   | 3-27       | Soldier Field            | Chicago, IL     | 66,944  | B. Johnson  |
| Dec. 23  | NEW ORLEANS    | W   | 48-21      | Raymond James Stadium    | Tampa, FL       | 65,526  | B. Johnson  |
| Dec. 29  | BALTIMORE      | W   | 22-10      | Raymond James Stadium    | Tampa, FL       | 65,619  | B. Johnson  |
| Jan. 6   | PHILADELPHIA   | L   | 13-17      | Raymond James Stadium    | Tampa, FL       | 65,541  | B. Johnson  |

## Third - NFC Central

## NFC WILD CARD PLAYOFF GAME

|         |                 |   |      |                  |                  |        |            |
|---------|-----------------|---|------|------------------|------------------|--------|------------|
| Jan. 12 | at Philadelphia | L | 9-31 | Veterans Stadium | Philadelphia, PA | 65,847 | B. Johnson |
|---------|-----------------|---|------|------------------|------------------|--------|------------|

## 2002

## Head Coach: Jon Gruden

## Preseason (3-1)

| DATE    | OPPONENT        | W/L | SCORE | STADIUM               | CITY             | ATTEND. | STARTING QB |
|---------|-----------------|-----|-------|-----------------------|------------------|---------|-------------|
| Aug. 12 | MIAMI           | W   | 14-10 | Raymond James Stadium | Tampa, FL        | 65,008  | B. Johnson  |
| Aug. 16 | at Jacksonville | W   | 20-0  | ALLTEL Stadium        | Jacksonville, FL | 47,036  | B. Johnson  |
| Aug. 24 | WASHINGTON      | L   | 10-40 | Raymond James Stadium | Tampa, FL        | 65,598  | B. Johnson  |
| Aug. 30 | at Houston      | W   | 17-13 | Reliant Stadium       | Houston, TX      | 68,371  | B. Johnson  |

## Won 12, Lost 4

| DATE     | OPPONENT        | W/L | SCORE      | STADIUM               | CITY             | ATTEND. | STARTING QB |
|----------|-----------------|-----|------------|-----------------------|------------------|---------|-------------|
| Sept. 8  | NEW ORLEANS     | L   | 20-26 (OT) | Raymond James Stadium | Tampa, FL        | 65,554  | B. Johnson  |
| Sept. 15 | at Baltimore    | W   | 25-0       | Ravens Stadium        | Baltimore, MD    | 69,304  | B. Johnson  |
| Sept. 23 | ST. LOUIS       | W   | 26-14      | Raymond James Stadium | Tampa, FL        | 65,652  | B. Johnson  |
| Sept. 29 | at Cincinnati   | W   | 35-7       | Paul Brown Stadium    | Cincinnati, OH   | 57,234  | B. Johnson  |
| Oct. 6   | at Atlanta      | W   | 20-6       | Georgia Dome          | Atlanta, GA      | 68,936  | B. Johnson  |
| Oct. 13  | CLEVELAND       | W   | 17-3       | Raymond James Stadium | Tampa, FL        | 65,625  | B. Johnson  |
| Oct. 20  | at Philadelphia | L   | 10-20      | Veterans Stadium      | Philadelphia, PA | 65,523  | B. Johnson  |
| Oct. 27  | at Carolina     | W   | 12-9       | Ericsson Stadium      | Charlotte, NC    | 72,892  | R. Johnson  |
| Nov. 3   | MINNESOTA       | W   | 38-24      | Raymond James Stadium | Tampa, FL        | 65,667  | B. Johnson  |
|          | -- bye week --  |     |            |                       |                  |         |             |
| Nov. 17  | CAROLINA        | W   | 23-10      | Raymond James Stadium | Tampa, FL        | 65,527  | B. Johnson  |
| Nov. 24  | GREEN BAY       | W   | 21-7       | Raymond James Stadium | Tampa, FL        | 65,672  | B. Johnson  |
| Dec. 1   | at New Orleans  | L   | 20-23      | Louisiana Superdome   | New Orleans, LA  | 68,226  | B. Johnson  |
| Dec. 8   | ATLANTA         | W   | 34-10      | Raymond James Stadium | Tampa, FL        | 65,648  | B. Johnson  |
| Dec. 15  | at Detroit      | W   | 23-20      | Ford Field            | Detroit, MI      | 61,942  | B. Johnson  |
| Dec. 23  | PITTSBURGH      | L   | 7-17       | Raymond James Stadium | Tampa, FL        | 65,684  | King        |
| Dec. 29  | at Chicago      | W   | 15-0       | Memorial Stadium      | Champaign, IL    | 55,832  | R. Johnson  |

## First - NFC South

## NFC DIVISIONAL PLAYOFF GAME

|         |               |   |      |                       |           |        |            |
|---------|---------------|---|------|-----------------------|-----------|--------|------------|
| Jan. 12 | SAN FRANCISCO | W | 31-6 | Raymond James Stadium | Tampa, FL | 65,559 | B. Johnson |
|---------|---------------|---|------|-----------------------|-----------|--------|------------|

## NFC CHAMPIONSHIP GAME

|         |                 |   |       |                  |                  |        |            |
|---------|-----------------|---|-------|------------------|------------------|--------|------------|
| Jan. 19 | at Philadelphia | W | 27-10 | Veterans Stadium | Philadelphia, PA | 66,713 | B. Johnson |
|---------|-----------------|---|-------|------------------|------------------|--------|------------|

## SUPER BOWL XXXVII

|         |         |   |       |                  |               |        |            |
|---------|---------|---|-------|------------------|---------------|--------|------------|
| Jan. 26 | Oakland | W | 48-21 | Qualcomm Stadium | San Diego, CA | 67,603 | B. Johnson |
|---------|---------|---|-------|------------------|---------------|--------|------------|

## Head Coach: Jon Gruden

## Preseason (4-1)

| DATE    | OPPONENT      | W/L | SCORE | STADIUM               | CITY          | ATTEND. | STARTING QB |
|---------|---------------|-----|-------|-----------------------|---------------|---------|-------------|
| Aug. 2  | vs. N.Y. Jets | W   | 30-14 | Tokyo Dome            | Tokyo, Japan  | 43,601  | B. Johnson  |
| Aug. 8  | at Miami      | W   | 20-19 | Pro Player Stadium    | Miami, FL     | 62,261  | B. Johnson  |
| Aug. 18 | at St. Louis  | L   | 16-26 | Edward Jones Dome     | St. Louis, MO | 65,368  | B. Johnson  |
| Aug. 23 | JACKSONVILLE  | W   | 10-6  | Raymond James Stadium | Tampa, FL     | 65,266  | B. Johnson  |
| Aug. 28 | HOUSTON       | W   | 34-3  | Raymond James Stadium | Tampa, FL     | 64,808  | B. Johnson  |

## Won 7, Lost 9

|                |                  |   |            |                         |                   |        |            |
|----------------|------------------|---|------------|-------------------------|-------------------|--------|------------|
| Sept. 8        | at Philadelphia  | W | 17-0       | Lincoln Financial Field | Philadelphia, PA  | 67,772 | B. Johnson |
| Sept. 14       | CAROLINA         | L | 9-12 (OT)  | Raymond James Stadium   | Tampa, FL         | 65,621 | B. Johnson |
| Sept. 21       | at Atlanta       | W | 31-10      | Georgia Dome            | Atlanta, GA       | 70,871 | B. Johnson |
| -- bye week -- |                  |   |            |                         |                   |        |            |
| Oct. 6         | INDIANAPOLIS     | L | 35-38 (OT) | Raymond James Stadium   | Tampa, FL         | 65,647 | B. Johnson |
| Oct. 12        | at Washington    | W | 35-13      | FedEx Field             | Landover, MD      | 85,490 | B. Johnson |
| Oct. 19        | at San Francisco | L | 7-24       | 3COM Park               | San Francisco, CA | 67,809 | B. Johnson |
| Oct. 26        | DALLAS           | W | 16-0       | Raymond James Stadium   | Tampa, FL         | 65,602 | B. Johnson |
| Nov. 2         | NEW ORLEANS      | L | 14-17      | Raymond James Stadium   | Tampa, FL         | 65,524 | B. Johnson |
| Nov. 9         | at Carolina      | L | 24-27      | Ericsson Stadium        | Charlotte, NC     | 73,345 | B. Johnson |
| Nov. 16        | GREEN BAY        | L | 13-20      | Raymond James Stadium   | Tampa, FL         | 65,614 | B. Johnson |
| Nov. 24        | N.Y. GIANTS      | W | 19-13      | Raymond James Stadium   | Tampa, FL         | 65,648 | B. Johnson |
| Nov. 30        | at Jacksonville  | L | 10-17      | ALLTEL Stadium          | Jacksonville, FL  | 60,543 | B. Johnson |
| Dec. 7         | at New Orleans   | W | 14-7       | Louisiana Superdome     | New Orleans, LA   | 68,442 | B. Johnson |
| Dec. 14        | HOUSTON          | W | 16-3       | Raymond James Stadium   | Tampa, FL         | 65,124 | B. Johnson |
| Dec. 20        | ATLANTA          | L | 28-30      | Raymond James Stadium   | Tampa, FL         | 65,572 | B. Johnson |
| Dec. 28        | at Tennessee     | L | 13-33      | The Coliseum            | Nashville, TN     | 68,809 | B. Johnson |

## Third - NFC South

## 2004

## Head Coach: Jon Gruden

## Preseason (3-1)

| DATE    | OPPONENT        | W/L | SCORE | STADIUM               | CITY             | ATTEND. | STARTING QB |
|---------|-----------------|-----|-------|-----------------------|------------------|---------|-------------|
| Aug. 16 | CINCINNATI      | W   | 20-6  | Raymond James Stadium | Tampa, FL        | 56,184  | B. Johnson  |
| Aug. 20 | at Jacksonville | L   | 6-14  | ALLTEL Stadium        | Jacksonville, FL | 50,021  | B. Johnson  |
| Aug. 28 | MIAMI           | W   | 17-10 | Raymond James Stadium | Tampa, FL        | 64,992  | B. Johnson  |
| Sept. 2 | at Houston      | W   | 17-9  | Reliant Stadium       | Houston, TX      | 70,224  | B. Johnson  |

## Won 5, Lost 11

|                |                |   |       |                             |                 |        |            |
|----------------|----------------|---|-------|-----------------------------|-----------------|--------|------------|
| Sept. 12       | at Washington  | L | 10-16 | FedEx Field                 | Landover, MD    | 90,098 | B. Johnson |
| Sept. 19       | SEATTLE        | L | 6-10  | Raymond James Stadium       | Tampa, FL       | 65,089 | B. Johnson |
| Sept. 26       | at Oakland     | L | 20-30 | Network Associates Coliseum | Oakland, CA     | 60,874 | B. Johnson |
| Oct. 3         | DENVER         | L | 13-16 | Raymond James Stadium       | Tampa, FL       | 65,341 | B. Johnson |
| Oct. 10        | at New Orleans | W | 20-17 | Louisiana Superdome         | New Orleans, LA | 64,900 | Simms      |
| Oct. 18        | at St. Louis   | L | 21-28 | Edward Jones Dome           | St. Louis, MO   | 66,040 | Griese     |
| Oct. 24        | CHICAGO        | W | 19-7  | Raymond James Stadium       | Tampa, FL       | 65,550 | Griese     |
| -- bye week -- |                |   |       |                             |                 |        |            |
| Nov. 7         | KANSAS CITY    | W | 34-31 | Raymond James Stadium       | Tampa, FL       | 65,495 | Griese     |
| Nov. 14        | at Atlanta     | L | 14-24 | Georgia Dome                | Atlanta, GA     | 70,810 | Griese     |
| Nov. 21        | SAN FRANCISCO  | W | 35-3  | Raymond James Stadium       | Tampa, FL       | 65,234 | Griese     |
| Nov. 28        | at Carolina    | L | 14-21 | Bank of America Stadium     | Charlotte, NC   | 73,124 | Griese     |
| Dec. 5         | ATLANTA        | W | 27-0  | Raymond James Stadium       | Tampa, FL       | 65,556 | Griese     |
| Dec. 12        | at San Diego   | L | 24-31 | Qualcomm Stadium            | San Diego, CA   | 65,858 | Griese     |
| Dec. 19        | NEW ORLEANS    | L | 17-21 | Raymond James Stadium       | Tampa, FL       | 65,075 | Griese     |
| Dec. 26        | CAROLINA       | L | 20-37 | Raymond James Stadium       | Tampa, FL       | 65,380 | Griese     |
| Jan. 2         | at Arizona     | L | 7-12  | Sun Devil Stadium           | Tempe, AZ       | 31,650 | Simms      |

## Fourth - NFC South

## 2005

**Head Coach: Jon Gruden**

**Preseason (2-2)**

| DATE    | OPPONENT     | W/L | SCORE      | STADIUM               | CITY          | ATTEND. | STARTING QB |
|---------|--------------|-----|------------|-----------------------|---------------|---------|-------------|
| Aug. 12 | at Tennessee | W   | 20-17 (OT) | The Coliseum          | Nashville, TN | 69,010  | Griese      |
| Aug. 20 | JACKSONVILLE | L   | 17-20      | Raymond James Stadium | Tampa, FL     | 64,089  | Griese      |
| Aug. 27 | at Miami     | L   | 14-17      | Dolphin Stadium       | Miami, FL     | 67,892  | Griese      |
| Sept. 1 | HOUSTON      | W   | 38-14      | Raymond James Stadium | Tampa, FL     | 63,591  | Griese      |

**Won 11, Lost 5**

**First - NFC South**

|                |                  |   |            |                         |                     |        |        |
|----------------|------------------|---|------------|-------------------------|---------------------|--------|--------|
| Sept. 11       | at Minnesota     | W | 24-13      | HHH Metrodome           | Minneapolis, MN     | 63,939 | Griese |
| Sept. 18       | BUFFALO          | W | 19-3       | Raymond James Stadium   | Tampa, FL           | 64,777 | Griese |
| Sept. 25       | at Green Bay     | W | 17-16      | Lambeau Field           | Green Bay, WI       | 70,518 | Griese |
| Oct. 2         | DETROIT          | W | 17-13      | Raymond James Stadium   | Tampa, FL           | 64,994 | Griese |
| Oct. 9         | at N.Y. Jets     | L | 12-14      | Giants Stadium          | East Rutherford, NJ | 77,852 | Griese |
| Oct. 16        | MIAMI            | W | 27-13      | Raymond James Stadium   | Tampa, FL           | 65,168 | Griese |
| -- bye week -- |                  |   |            |                         |                     |        |        |
| Oct. 30        | at San Francisco | L | 10-15      | Monster Park            | San Francisco, CA   | 63,358 | Simms  |
| Nov. 6         | CAROLINA         | L | 14-34      | Raymond James Stadium   | Tampa, FL           | 65,014 | Simms  |
| Nov. 13        | WASHINGTON       | W | 36-35      | Raymond James Stadium   | Tampa, FL           | 65,421 | Simms  |
| Nov. 20        | at Atlanta       | W | 30-27      | Georgia Dome            | Atlanta, GA         | 70,794 | Simms  |
| Nov. 27        | CHICAGO          | L | 10-13      | Raymond James Stadium   | Tampa, FL           | 65,506 | Simms  |
| Dec. 4         | at New Orleans   | W | 10-3       | Tiger Stadium           | Baton Rouge, LA     | 34,411 | Simms  |
| Dec. 11        | at Carolina      | W | 20-10      | Bank of America Stadium | Charlotte, NC       | 73,467 | Simms  |
| Dec. 17        | at New England   | L | 0-28       | Gillette Stadium        | Foxboro, MA         | 68,756 | Simms  |
| Dec. 24        | ATLANTA          | W | 27-24 (OT) | Raymond James Stadium   | Tampa, FL           | 65,482 | Simms  |
| Jan. 1         | NEW ORLEANS      | W | 27-13      | Raymond James Stadium   | Tampa, FL           | 65,379 | Simms  |

**NFC WILD CARD PLAYOFF GAME**

|        |            |   |       |                       |           |        |       |
|--------|------------|---|-------|-----------------------|-----------|--------|-------|
| Jan. 7 | WASHINGTON | L | 10-17 | Raymond James Stadium | Tampa, FL | 65,514 | Simms |
|--------|------------|---|-------|-----------------------|-----------|--------|-------|

## 2006

**Head Coach: Jon Gruden**

**Preseason (1-3)**

| DATE    | OPPONENT        | W/L | SCORE | STADIUM               | CITY             | ATTEND. | STARTING QB |
|---------|-----------------|-----|-------|-----------------------|------------------|---------|-------------|
| Aug. 11 | N.Y. JETS       | W   | 16-3  | Raymond James Stadium | Tampa, FL        | 65,015  | Simms       |
| Aug. 19 | MIAMI           | L   | 10-13 | Raymond James Stadium | Tampa, FL        | 65,140  | Simms       |
| Aug. 26 | at Jacksonville | L   | 18-29 | Alltel Stadium        | Jacksonville, FL | 63,161  | Simms       |
| Aug. 31 | at Houston      | L   | 13-16 | Reliant Stadium       | Houston, TX      | 70,037  | Simms       |

**Won 4, Lost 12**

**Fourth - NFC South**

|                |                |   |            |                          |                     |        |            |
|----------------|----------------|---|------------|--------------------------|---------------------|--------|------------|
| Sept. 10       | BALTIMORE      | L | 0-27       | Raymond James Stadium    | Tampa, FL           | 65,087 | Simms      |
| Sept. 17       | at Atlanta     | L | 3-14       | Georgia Dome             | Atlanta, GA         | 70,828 | Simms      |
| Sept. 24       | CAROLINA       | L | 24-26      | Raymond James Stadium    | Tampa, FL           | 65,423 | Simms      |
| -- bye week -- |                |   |            |                          |                     |        |            |
| Oct. 8         | at New Orleans | L | 21-24      | Louisiana Superdome      | New Orleans, LA     | 68,183 | Gradkowski |
| Oct. 15        | CINCINNATI     | W | 14-13      | Raymond James Stadium    | Tampa, FL           | 65,732 | Gradkowski |
| Oct. 22        | PHILADELPHIA   | W | 23-21      | Raymond James Stadium    | Tampa, FL           | 65,808 | Gradkowski |
| Oct. 29        | at N.Y. Giants | L | 3-17       | Giants Stadium           | East Rutherford, NJ | 78,647 | Gradkowski |
| Nov. 5         | NEW ORLEANS    | L | 14-31      | Raymond James Stadium    | Tampa, FL           | 65,561 | Gradkowski |
| Nov. 13        | at Carolina    | L | 10-24      | Bank of America Stadium  | Charlotte, NC       | 73,573 | Gradkowski |
| Nov. 19        | WASHINGTON     | W | 20-17      | Raymond James Stadium    | Tampa, FL           | 65,699 | Gradkowski |
| Nov. 23        | at Dallas      | L | 10-38      | Texas Stadium            | Irving, TX          | 63,183 | Gradkowski |
| Dec. 3         | at Pittsburgh  | L | 3-20       | Heinz Field              | Pittsburgh, PA      | 59,843 | Gradkowski |
| Dec. 10        | ATLANTA        | L | 6-17       | Raymond James Stadium    | Tampa, FL           | 65,691 | Gradkowski |
| Dec. 17        | at Chicago     | L | 31-34 (OT) | Soldier Field            | Chicago, IL         | 62,260 | Gradkowski |
| Dec. 24        | at Cleveland   | W | 22-7       | Cleveland Browns Stadium | Cleveland, OH       | 69,603 | Rattay     |
| Dec. 31        | SEATTLE        | L | 7-23       | Raymond James Stadium    | Tampa, FL           | 65,660 | Rattay     |

## Head Coach: Jon Gruden

## Preseason (3-1)

| DATE    | OPPONENT        | W/L | SCORE | STADIUM                        | CITY             | ATTEND. | STARTING QB |
|---------|-----------------|-----|-------|--------------------------------|------------------|---------|-------------|
| Aug. 10 | NEW ENGLAND     | W   | 13-10 | Raymond James Stadium          | Tampa, FL        | 65,130  | Garcia      |
| Aug. 18 | at Jacksonville | L   | 19-31 | Jacksonville Municipal Stadium | Jacksonville, FL | 66,944  | Garcia      |
| Aug. 25 | at Miami        | W   | 31-28 | Dolphin Stadium                | Miami, FL        | 65,660  | Garcia      |
| Aug. 30 | HOUSTON         | W   | 31-24 | Raymond James Stadium          | Tampa, FL        | 64,321  | McCown      |

## Won 9, Lost 7

|                |                  |   |       |                         |                   |        |        |
|----------------|------------------|---|-------|-------------------------|-------------------|--------|--------|
| Sept. 9        | at Seattle       | L | 6-20  | Qwest Field             | Seattle, WA       | 68,044 | Garcia |
| Sept. 16       | NEW ORLEANS      | W | 31-14 | Raymond James Stadium   | Tampa, FL         | 65,178 | Garcia |
| Sept. 23       | ST. LOUIS        | W | 24-3  | Raymond James Stadium   | Tampa, FL         | 65,267 | Garcia |
| Sept. 30       | at Carolina      | W | 20-7  | Bank of America Stadium | Charlotte, NC     | 73,707 | Garcia |
| Oct. 7         | at Indianapolis  | L | 14-33 | RCA Dome                | Indianapolis, IN  | 57,202 | Garcia |
| Oct. 14        | TENNESSEE        | W | 13-10 | Raymond James Stadium   | Tampa, FL         | 65,347 | Garcia |
| Oct. 21        | at Detroit       | L | 16-23 | Ford Field              | Detroit, MI       | 60,442 | Garcia |
| Oct. 28        | JACKSONVILLE     | L | 23-24 | Raymond James Stadium   | Tampa, FL         | 65,133 | Garcia |
| Nov. 4         | ARIZONA          | W | 17-10 | Raymond James Stadium   | Tampa, FL         | 65,267 | Garcia |
| -- bye week -- |                  |   |       |                         |                   |        |        |
| Nov. 18        | at Atlanta       | W | 31-7  | Georgia Dome            | Atlanta, GA       | 69,480 | Garcia |
| Nov. 25        | WASHINGTON       | W | 19-13 | Raymond James Stadium   | Tampa, FL         | 65,596 | Garcia |
| Dec. 2         | at New Orleans   | W | 27-23 | Louisiana Superdome     | New Orleans, LA   | 70,009 | McCown |
| Dec. 9         | at Houston       | L | 14-28 | Reliant Stadium         | Houston, TX       | 70,237 | McCown |
| Dec. 16        | ATLANTA          | W | 37-3  | Raymond James Stadium   | Tampa, FL         | 65,133 | Garcia |
| Dec. 23        | at San Francisco | L | 19-21 | Monster Park            | San Francisco, CA | 68,193 | Garcia |
| Dec. 30        | CAROLINA         | L | 23-31 | Raymond James Stadium   | Tampa, FL         | 65,609 | McCown |

## NFC WILD CARD PLAYOFF GAME

|        |             |   |       |                       |           |        |        |
|--------|-------------|---|-------|-----------------------|-----------|--------|--------|
| Jan. 6 | N.Y. GIANTS | L | 14-24 | Raymond James Stadium | Tampa, FL | 65,621 | Garcia |
|--------|-------------|---|-------|-----------------------|-----------|--------|--------|

## Head Coach: Jon Gruden

## Preseason (3-1)

| DATE    | OPPONENT     | W/L | SCORE | STADIUM               | CITY        | ATTEND. | STARTING QB |
|---------|--------------|-----|-------|-----------------------|-------------|---------|-------------|
| Aug. 9  | at Miami     | W   | 17-6  | Dolphin Stadium       | Miami, FL   | 64,087  | McCown      |
| Aug. 17 | NEW ENGLAND  | W   | 27-10 | Raymond James Stadium | Tampa, FL   | 63,365  | Griese      |
| Aug. 23 | JACKSONVILLE | L   | 17-23 | Raymond James Stadium | Tampa, FL   | 62,696  | Garcia      |
| Aug. 28 | at Houston   | W   | 16-6  | Reliant Stadium       | Houston, TX | 70,011  | McCown      |

## Won 9, Lost 7

|                |                |   |            |                            |                 |        |        |
|----------------|----------------|---|------------|----------------------------|-----------------|--------|--------|
| Sept. 7        | at New Orleans | L | 20-24      | Louisiana Superdome        | New Orleans, LA | 69,881 | Garcia |
| Sept. 14       | ATLANTA        | W | 24-9       | Raymond James Stadium      | Tampa, FL       | 63,611 | Griese |
| Sept. 21       | at Chicago     | W | 27-24 (OT) | Soldier Field              | Chicago, IL     | 62,051 | Griese |
| Sept. 28       | GREEN BAY      | W | 30-21      | Raymond James Stadium      | Tampa, FL       | 64,122 | Griese |
| Oct. 5         | at Denver      | L | 13-16      | INVESCO Field at Mile High | Denver, CO      | 75,480 | Griese |
| Oct. 12        | CAROLINA       | W | 27-3       | Raymond James Stadium      | Tampa, FL       | 64,211 | Garcia |
| Oct. 19        | SEATTLE        | W | 20-10      | Raymond James Stadium      | Tampa, FL       | 64,811 | Garcia |
| Oct. 26        | at Dallas      | L | 9-13       | Texas Stadium              | Dallas, TX      | 63,254 | Garcia |
| Nov. 2         | at Kansas City | W | 30-27 (OT) | Arrowhead Stadium          | Kansas City, MO | 74,045 | Garcia |
| -- bye week -- |                |   |            |                            |                 |        |        |
| Nov. 16        | MINNESOTA      | W | 19-13      | Raymond James Stadium      | Tampa, FL       | 65,278 | Garcia |
| Nov. 23        | at Detroit     | W | 38-20      | Ford Field                 | Detroit, MI     | 49,096 | Garcia |
| Nov. 30        | NEW ORLEANS    | W | 23-20      | Raymond James Stadium      | Tampa, FL       | 64,430 | Garcia |
| Dec. 8         | at Carolina    | L | 23-38      | Bank of America Stadium    | Charlotte, NC   | 74,113 | Garcia |
| Dec. 14        | at Atlanta     | L | 10-13 (OT) | Georgia Dome               | Atlanta, GA     | 65,045 | Griese |
| Dec. 21        | SAN DIEGO      | L | 24-41      | Raymond James Stadium      | Tampa, FL       | 64,778 | Garcia |
| Dec. 28        | OAKLAND        | L | 24-31      | Raymond James Stadium      | Tampa, FL       | 64,847 | Garcia |

## 2009

## Head Coach: Raheem Morris

## Preseason (1-3)

| DATE    | OPPONENT        | W/L | SCORE | STADIUM                        | CITY             | ATTEND. | STARTING QB |
|---------|-----------------|-----|-------|--------------------------------|------------------|---------|-------------|
| Aug. 15 | at Tennessee    | L   | 20-27 | LP Field                       | Nashville, TN    | 69,143  | McCown      |
| Aug. 22 | at Jacksonville | W   | 24-23 | Jacksonville Municipal Stadium | Jacksonville, FL | 42,177  | Leftwich    |
| Aug. 27 | MIAMI           | L   | 6-10  | Raymond James Stadium          | Tampa, FL        | 63,386  | Leftwich    |
| Sept. 4 | HOUSTON         | L   | 20-27 | Raymond James Stadium          | Tampa, FL        | 63,831  | Freeman     |

## Won 3, Lost 13

| DATE           | OPPONENT        | W/L | SCORE      | STADIUM                 | CITY              | ATTEND. | STARTING QB |
|----------------|-----------------|-----|------------|-------------------------|-------------------|---------|-------------|
| Sept. 13       | DALLAS          | L   | 21-34      | Raymond James Stadium   | Tampa, FL         | 63,806  | Leftwich    |
| Sept. 20       | at Buffalo      | L   | 20-33      | Ralph Wilson Stadium    | Orchard Park, NY  | 70,318  | Leftwich    |
| Sept. 27       | N.Y. GIANTS     | L   | 0-24       | Raymond James Stadium   | Tampa, FL         | 63,689  | Leftwich    |
| Oct. 4         | at Washington   | L   | 13-16      | FedEx Field             | Landover, MD      | 86,412  | J. Johnson  |
| Oct. 11        | at Philadelphia | L   | 14-33      | Lincoln Financial Field | Philadelphia, PA  | 69,144  | J. Johnson  |
| Oct. 18        | CAROLINA        | L   | 21-28      | Raymond James Stadium   | Tampa, FL         | 62,422  | J. Johnson  |
| Oct. 25        | NEW ENGLAND     | L   | 7-35       | Wembley Stadium         | London, England   | 84,254  | J. Johnson  |
| -- bye week -- |                 |     |            |                         |                   |         |             |
| Nov. 8         | GREEN BAY       | W   | 38-28      | Raymond James Stadium   | Tampa, FL         | 62,994  | Freeman     |
| Nov. 15        | at Miami        | L   | 23-25      | Land Shark Stadium      | Miami Gardens, FL | 66,085  | Freeman     |
| Nov. 22        | NEW ORLEANS     | L   | 7-38       | Raymond James Stadium   | Tampa, FL         | 62,720  | Freeman     |
| Nov. 29        | at Atlanta      | L   | 17-20      | Georgia Dome            | Atlanta, GA       | 67,029  | Freeman     |
| Dec. 6         | at Carolina     | L   | 6-16       | Bank of America Stadium | Charlotte, NC     | 72,455  | Freeman     |
| Dec. 13        | N.Y. JETS       | L   | 3-26       | Raymond James Stadium   | Tampa, FL         | 62,731  | Freeman     |
| Dec. 20        | at Seattle      | W   | 24-7       | Qwest Field             | Seattle, WA       | 67,011  | Freeman     |
| Dec. 27        | at New Orleans  | W   | 20-17 (OT) | Louisiana Superdome     | New Orleans, LA   | 70,021  | Freeman     |
| Jan. 3         | ATLANTA         | L   | 10-20      | Raymond James Stadium   | Tampa, FL         | 62,578  | Freeman     |

## Fourth - NFC South

## 2010

## Head Coach: Raheem Morris

## Preseason (2-2)

| DATE    | OPPONENT     | W/L | SCORE | STADIUM               | CITY        | ATTEND. | STARTING QB |
|---------|--------------|-----|-------|-----------------------|-------------|---------|-------------|
| Aug. 14 | at Miami     | L   | 7-10  | Sun Life Stadium      | Miami, FL   | 59,108  | Freeman     |
| Aug. 21 | KANSAS CITY  | W   | 20-15 | Raymond James Stadium | Tampa, FL   | 41,386  | Freeman     |
| Aug. 28 | JACKSONVILLE | L   | 13-19 | Raymond James Stadium | Tampa, FL   | 42,640  | J. Johnson  |
| Sept. 2 | at Houston   | W   | 24-17 | Reliant Stadium       | Houston, TX | 70,035  | Carpenter   |

## Won 10, Lost 6

| DATE           | OPPONENT         | W/L | SCORE | STADIUM                       | CITY              | ATTEND. | STARTING QB |
|----------------|------------------|-----|-------|-------------------------------|-------------------|---------|-------------|
| Sept. 12       | CLEVELAND        | W   | 17-14 | Raymond James Stadium         | Tampa, FL         | 47,211  | Freeman     |
| Sept. 19       | at Carolina      | W   | 20-7  | Bank of America Stadium       | Charlotte, NC     | 72,577  | Freeman     |
| Sept. 26       | PITTSBURGH       | L   | 13-38 | Raymond James Stadium         | Tampa, FL         | 61,036  | Freeman     |
| -- bye week -- |                  |     |       |                               |                   |         |             |
| Oct. 10        | at Cincinnati    | W   | 24-21 | Paul Brown Stadium            | Cincinnati, OH    | 63,888  | Freeman     |
| Oct. 17        | NEW ORLEANS      | L   | 6-31  | Raymond James Stadium         | Tampa, FL         | 51,759  | Freeman     |
| Oct. 24        | ST. LOUIS        | W   | 18-17 | Raymond James Stadium         | Tampa, FL         | 42,020  | Freeman     |
| Oct. 31        | at Arizona       | W   | 38-35 | University of Phoenix Stadium | Glendale, AZ      | 61,857  | Freeman     |
| Nov. 7         | at Atlanta       | L   | 21-27 | Georgia Dome                  | Atlanta, GA       | 67,266  | Freeman     |
| Nov. 14        | CAROLINA         | W   | 31-16 | Raymond James Stadium         | Tampa, FL         | 44,264  | Freeman     |
| Nov. 21        | at San Francisco | W   | 21-0  | Candlestick Park              | San Francisco, CA | 69,732  | Freeman     |
| Nov. 28        | at Baltimore     | L   | 10-17 | M&T Bank Stadium              | Baltimore, MD     | 70,989  | Freeman     |
| Dec. 5         | ATLANTA          | L   | 24-28 | Raymond James Stadium         | Tampa, FL         | 53,955  | Freeman     |
| Dec. 12        | at Washington    | W   | 17-16 | FedEx Field                   | Landover, MD      | 66,124  | Freeman     |
| Dec. 19        | DETROIT          | L   | 20-23 | Raymond James Stadium         | Tampa, FL         | 47,692  | Freeman     |
| Dec. 26        | SEATTLE          | W   | 38-15 | Raymond James Stadium         | Tampa, FL         | 46,576  | Freeman     |
| Jan. 2         | at New Orleans   | W   | 23-13 | Louisiana Superdome           | New Orleans, LA   | 70,068  | Freeman     |

## Third - NFC South



## Head Coach: Raheem Morris

## Preseason (2-2)

| DATE    | OPPONENT       | W/L | SCORE | STADIUM               | CITY            | ATTEND. | STARTING QB |
|---------|----------------|-----|-------|-----------------------|-----------------|---------|-------------|
| Aug. 12 | at Kansas City | W   | 25-0  | Arrowhead Stadium     | Kansas City, MO | 67,537  | Freeman     |
| Aug. 18 | NEW ENGLAND    | L   | 14-31 | Raymond James Stadium | Tampa, FL       | 49,313  | Freeman     |
| Aug. 27 | MIAMI          | W   | 17-13 | Raymond James Stadium | Tampa, FL       | 44,732  | Freeman     |
| Sept. 1 | at Washington  | L   | 24-29 | FedExField            | Landover, MD    | 58,937  | Carpenter   |

## Won 4, Lost 12

## Fourth - NFC South

|                |                  |   |       |                         |                   |        |            |
|----------------|------------------|---|-------|-------------------------|-------------------|--------|------------|
| Sept. 11       | DETROIT          | L | 20-27 | Raymond James Stadium   | Tampa, FL         | 51,274 | Freeman    |
| Sept. 18       | at Minnesota     | W | 24-20 | HHH Metrodome           | Minneapolis, MN   | 62,461 | Freeman    |
| Sept. 25       | ATLANTA          | W | 16-13 | Raymond James Stadium   | Tampa, FL         | 46,995 | Freeman    |
| Oct. 3         | INDIANAPOLIS     | W | 24-17 | Raymond James Stadium   | Tampa, FL         | 63,972 | Freeman    |
| Oct. 9         | at San Francisco | L | 3-48  | Candlestick Park        | San Francisco, CA | 69,732 | Freeman    |
| Oct. 16        | NEW ORLEANS      | W | 26-20 | Raymond James Stadium   | Tampa, FL         | 56,590 | Freeman    |
| Oct. 23        | CHICAGO          | L | 18-24 | Wembley Stadium         | London, UK        | 76,981 | Freeman    |
| -- bye week -- |                  |   |       |                         |                   |        |            |
| Nov. 6         | at New Orleans   | L | 16-27 | Mercedes-Benz Superdome | New Orleans, LA   | 73,043 | Freeman    |
| Nov. 13        | HOUSTON          | L | 9-37  | Raymond James Stadium   | Tampa, FL         | 56,037 | Freeman    |
| Nov. 20        | at Green Bay     | L | 26-35 | Lambeau Field           | Green Bay, WI     | 70,498 | Freeman    |
| Nov. 27        | at Tennessee     | L | 17-23 | LP Field                | Nashville, TN     | 69,143 | Freeman    |
| Dec. 4         | CAROLINA         | L | 19-38 | Raymond James Stadium   | Tampa, FL         | 56,270 | J. Johnson |
| Dec. 11        | at Jacksonville  | L | 14-41 | Everbank Field          | Jacksonville, FL  | 62,562 | Freeman    |
| Dec. 17        | DALLAS           | L | 15-31 | Raymond James Stadium   | Tampa, FL         | 65,162 | Freeman    |
| Dec. 24        | at Carolina      | L | 16-48 | Bank of America Stadium | Charlotte, NC     | 70,363 | Freeman    |
| Jan. 1         | at Atlanta       | L | 24-45 | Georgia Dome            | Atlanta, GA       | 68,167 | Freeman    |

## Head Coach: Greg Schiano

## Preseason (2-2)

| DATE    | OPPONENT      | W/L | SCORE | STADIUM               | CITY         | ATTEND. | STARTING QB |
|---------|---------------|-----|-------|-----------------------|--------------|---------|-------------|
| Aug. 10 | at Miami      | W   | 20-7  | Sun Life Stadium      | Miami, FL    | 46,330  | Freeman     |
| Aug. 17 | TENNESSEE     | L   | 7-30  | Raymond James Stadium | Tampa, FL    | 45,633  | Freeman     |
| Aug. 24 | NEW ENGLAND   | W   | 30-28 | Raymond James Stadium | Tampa, FL    | 47,440  | Freeman     |
| Aug. 29 | at Washington | L   | 3-30  | FedExField            | Landover, MD | 56,555  | Ratliff     |

## Won 7, Lost 9

## Fourth - NFC South

|                |                |   |            |                         |                     |        |         |
|----------------|----------------|---|------------|-------------------------|---------------------|--------|---------|
| Sept. 9        | CAROLINA       | W | 16-10      | Raymond James Stadium   | Tampa, FL           | 51,533 | Freeman |
| Sept. 16       | at N.Y. Giants | L | 34-41      | MetLife Stadium         | East Rutherford, NJ | 76,964 | Freeman |
| Sept. 23       | at Dallas      | L | 10-16      | Cowboys Stadium         | Arlington, TX       | 81,984 | Freeman |
| Sept. 30       | WASHINGTON     | L | 22-24      | Raymond James Stadium   | Tampa, FL           | 58,191 | Freeman |
| -- bye week -- |                |   |            |                         |                     |        |         |
| Oct. 14        | KANSAS CITY    | W | 38-10      | Raymond James Stadium   | Tampa, FL           | 46,500 | Freeman |
| Oct. 21        | NEW ORLEANS    | L | 28-35      | Raymond James Stadium   | Tampa, FL           | 58,906 | Freeman |
| Oct. 25        | at Minnesota   | W | 36-17      | HHH Metrodome           | Minneapolis, MN     | 60,860 | Freeman |
| Nov. 4         | at Oakland     | W | 42-32      | O.co Coliseum           | Oakland, CA         | 52,055 | Freeman |
| Nov. 11        | SAN DIEGO      | W | 34-24      | Raymond James Stadium   | Tampa, FL           | 54,813 | Freeman |
| Nov. 18        | at Carolina    | W | 27-21 (OT) | Bank of America Stadium | Charlotte, NC       | 72,603 | Freeman |
| Nov. 25        | ATLANTA        | L | 23-24      | Raymond James Stadium   | Tampa, FL           | 54,400 | Freeman |
| Dec. 2         | at Denver      | L | 23-31      | Sports Authority Field  | Denver, CO          | 76,432 | Freeman |
| Dec. 9         | PHILADELPHIA   | L | 23-21      | Raymond James Stadium   | Tampa, FL           | 64,941 | Freeman |
| Dec. 16        | at New Orleans | L | 0-41       | Mercedes-Benz Superdome | New Orleans, LA     | 73,096 | Freeman |
| Dec. 23        | ST. LOUIS      | L | 13-28      | Raymond James Stadium   | Tampa, FL           | 51,535 | Freeman |
| Dec. 30        | at Atlanta     | W | 22-17      | Georgia Dome            | Atlanta, GA         | 69,644 | Freeman |

## 2013

Head Coach: Greg Schiano

## Preseason (1-3)

| DATE    | OPPONENT       | W/L | SCORE | STADIUM               | CITY           | ATTEND. | STARTING QB |
|---------|----------------|-----|-------|-----------------------|----------------|---------|-------------|
| Aug. 8  | BALTIMORE      | L   | 16-41 | Raymond James Stadium | Tampa, FL      | 47,599  | Freeman     |
| Aug. 16 | at New England | L   | 21-25 | Gillette Stadium      | Foxborough, MA | 68,756  | Freeman     |
| Aug. 24 | at Miami       | W   | 17-16 | Sun Life Stadium      | Miami, FL      | 52,789  | Freeman     |
| Aug. 29 | WASHINGTON     | L   | 12-30 | Raymond James Stadium | Tampa, FL      | 46,264  | Glennon     |

## Won 4, Lost 12

| DATE     | OPPONENT       | W/L | SCORE     | STADIUM                 | CITY                | ATTEND. | STARTING QB |
|----------|----------------|-----|-----------|-------------------------|---------------------|---------|-------------|
| Sept. 8  | at N.Y. Jets   | L   | 17-18     | MetLife Stadium         | East Rutherford, NJ | 76,957  | Freeman     |
| Sept. 15 | NEW ORLEANS    | L   | 14-16     | Raymond James Stadium   | Tampa, FL           | 60,870  | Freeman     |
| Sept. 22 | at New England | L   | 3-23      | Gillette Stadium        | Foxborough, MA      | 68,756  | Freeman     |
| Sept. 29 | ARIZONA        | L   | 10-13     | Raymond James Stadium   | Tampa, FL           | 44,956  | Glennon     |
|          | -- bye week -- |     |           |                         |                     |         |             |
| Oct. 13  | PHILADELPHIA   | L   | 20-31     | Raymond James Stadium   | Tampa, FL           | 62,505  | Glennon     |
| Oct. 20  | at Atlanta     | L   | 23-31     | Georgia Dome            | Atlanta, GA         | 69,522  | Glennon     |
| Oct. 24  | CAROLINA       | L   | 13-31     | Raymond James Stadium   | Tampa, FL           | 59,073  | Glennon     |
| Nov. 3   | at Seattle     | L   | 24-27(OT) | CenturyLink Field       | Seattle, WA         | 67,873  | Glennon     |
| Nov. 11  | MIAMI          | W   | 22-19     | Raymond James Stadium   | Miami, FL           | 64,448  | Glennon     |
| Nov. 17  | ATLANTA        | W   | 41-28     | Raymond James Stadium   | Tampa, FL           | 55,360  | Glennon     |
| Nov. 24  | at Detroit     | W   | 24-21     | Ford Field              | Detroit, MI         | 62,098  | Glennon     |
| Dec. 1   | at Carolina    | L   | 6-27      | Bank of America Stadium | Charlotte, NC       | 72,795  | Glennon     |
| Dec. 8   | BUFFALO        | W   | 27-6      | Raymond James Stadium   | Tampa, FL           | 59,194  | Glennon     |
| Dec. 15  | SAN FRANCISCO  | L   | 14-33     | Raymond James Stadium   | Tampa, FL           | 64,142  | Glennon     |
| Dec. 22  | at St. Louis   | L   | 13-23     | Edward Jones Dome       | St. Louis, MO       | 54,423  | Glennon     |
| Dec. 29  | at New Orleans | L   | 17-42     | Mercedes-Benz Superdome | New Orleans, LA     | 73,150  | Glennon     |

## Fourth - NFC South

## 2014

Head Coach: Lovie Smith

## Preseason (1-3)

| DATE    | OPPONENT        | W/L | SCORE | STADIUM               | CITY             | ATTEND. | STARTING QB |
|---------|-----------------|-----|-------|-----------------------|------------------|---------|-------------|
| Aug. 8  | at Jacksonville | L   | 10-16 | EverBank Field        | Jacksonville, FL | 59,100  | McCown      |
| Aug. 16 | MIAMI           | L   | 14-20 | Raymond James Stadium | Tampa, FL        | 50,555  | McCown      |
| Aug. 23 | at Buffalo      | W   | 27-14 | Ralph Wilson Stadium  | Orchard Park, NY | 66,764  | McCown      |
| Aug. 28 | WASHINGTON      | L   | 10-24 | Raymond James Stadium | Tampa, FL        | 50,239  | Glennon     |

## Won 2, Lost 14

| DATE     | OPPONENT       | W/L | SCORE      | STADIUM                 | CITY            | ATTEND. | STARTING QB |
|----------|----------------|-----|------------|-------------------------|-----------------|---------|-------------|
| Sept. 7  | CAROLINA       | L   | 14-20      | Raymond James Stadium   | Tampa, FL       | 62,442  | McCown      |
| Sept. 14 | ST. LOUIS      | L   | 17-19      | Raymond James Stadium   | Tampa, FL       | 59,923  | McCown      |
| Sept. 18 | at Atlanta     | L   | 14-56      | Georgia Dome            | Atlanta, GA     | 70,318  | McCown      |
| Sept. 28 | at Pittsburgh  | W   | 27-24      | Heinz Field             | Pittsburgh, PA  | 62,910  | Glennon     |
| Oct. 5   | at New Orleans | L   | 31-37 (OT) | Mercedes-Benz Superdome | New Orleans, LA | 73,004  | Glennon     |
| Oct. 12  | BALTIMORE      | L   | 17-48      | Raymond James Stadium   | Tampa, FL       | 60,041  | Glennon     |
|          | -- bye week -- |     |            |                         |                 |         |             |
| Oct. 26  | MINNESOTA      | L   | 13-19 (OT) | Raymond James Stadium   | Tampa, FL       | 56,577  | Glennon     |
| Nov. 2   | at Cleveland   | L   | 17-22      | FirstEnergy Stadium     | Cleveland, OH   | 67,431  | Glennon     |
| Nov. 9   | ATLANTA        | L   | 17-27      | Raymond James Stadium   | Tampa, FL       | 57,751  | McCown      |
| Nov. 16  | at Washington  | W   | 27-7       | FedEx Field             | Landover, MD    | 77,442  | McCown      |
| Nov. 23  | at Chicago     | L   | 13-21      | Soldier Field           | Chicago, IL     | 61,109  | McCown      |
| Nov. 30  | CINCINNATI     | L   | 13-14      | Raymond James Stadium   | Tampa, FL       | 56,340  | McCown      |
| Dec. 7   | at Detroit     | L   | 17-34      | Ford Field              | Detroit, MI     | 61,489  | McCown      |
| Dec. 14  | at Carolina    | L   | 17-19      | Bank of America Stadium | Charlotte, NC   | 72,842  | McCown      |
| Dec. 21  | GREEN BAY      | L   | 3-20       | Raymond James Stadium   | Tampa, FL       | 64,247  | McCown      |
| Dec. 28  | NEW ORLEANS    | L   | 20-23      | Raymond James Stadium   | Tampa, FL       | 58,952  | McCown      |

## Fourth - NFC South

**Head Coach: Lovie Smith****Preseason (2-2)**

| DATE    | OPPONENT     | W/L | SCORE | STADIUM               | CITY            | ATTEND. | STARTING QB |
|---------|--------------|-----|-------|-----------------------|-----------------|---------|-------------|
| Aug. 15 | at Minnesota | L   | 16-26 | TCF Bank Stadium      | Minneapolis, MN | 50,610  | Winston     |
| Aug. 24 | CINCINNATI   | W   | 25-11 | Raymond James Stadium | Tampa, FL       | 47,728  | Winston     |
| Aug. 29 | CLEVELAND    | L   | 7-31  | Raymond James Stadium | Tampa, FL       | 51,521  | Winston     |
| Sept. 3 | at Miami     | W   | 22-17 | Sun Life Stadium      | Miami, FL       | 49,675  | Glennon     |

**Won 6, Lost 10**

| DATE           | OPPONENT        | W/L | SCORE      | STADIUM                 | CITY             | ATTEND. | STARTING QB |
|----------------|-----------------|-----|------------|-------------------------|------------------|---------|-------------|
| Sept. 13       | TENNESSEE       | L   | 14-42      | Raymond James Stadium   | Tampa, FL        | 63,945  | Winston     |
| Sept. 20       | at New Orleans  | W   | 26-19      | Mercedes-Benz Superdome | New Orleans, LA  | 73,006  | Winston     |
| Sept. 27       | at Houston      | L   | 9-19       | Reliant Stadium         | Houston, TX      | 71,718  | Winston     |
| Oct. 4         | CAROLINA        | L   | 23-37      | Raymond James Stadium   | Tampa, FL        | 57,468  | Winston     |
| Oct. 11        | JACKSONVILLE    | W   | 38-31      | Raymond James Stadium   | Tampa, FL        | 58,490  | Winston     |
| -- bye week -- |                 |     |            |                         |                  |         |             |
| Oct. 25        | at Washington   | L   | 30-31      | FedEx Field             | Landover, MD     | 72,912  | Winston     |
| Nov. 1         | at Atlanta      | W   | 23-20 (OT) | Georgia Dome            | Atlanta, GA      | 70,524  | Winston     |
| Nov. 8         | N.Y. GIANTS     | L   | 18-32      | Raymond James Stadium   | Tampa, FL        | 64,351  | Winston     |
| Nov. 15        | DALLAS          | W   | 10-6       | Raymond James Stadium   | Tampa, FL        | 64,133  | Winston     |
| Nov. 22        | at Philadelphia | W   | 45-17      | Lincoln Financial Field | Philadelphia, PA | 69,596  | Winston     |
| Nov. 29        | at Indianapolis | L   | 12-25      | Lucas Oil Stadium       | Indianapolis, IN | 65,696  | Winston     |
| Dec. 6         | ATLANTA         | W   | 23-19      | Raymond James Stadium   | Tampa, FL        | 58,221  | Winston     |
| Dec. 13        | NEW ORLEANS     | L   | 17-24      | Raymond James Stadium   | Tampa, FL        | 62,138  | Winston     |
| Dec. 17        | at St. Louis    | L   | 23-31      | Edward Jones Dome       | St. Louis, MO    | 51,295  | Winston     |
| Dec. 27        | CHICAGO         | L   | 21-26      | Raymond James Stadium   | Tampa, FL        | 63,734  | Winston     |
| Jan. 3         | at Carolina     | L   | 10-38      | Bank of America Stadium | Charlotte, NC    | 74,169  | Winston     |

**Head Coach: Dirk Koetter****Preseason (2-2)**

| DATE    | OPPONENT        | W/L | SCORE | STADIUM                 | CITY             | ATTEND. | STARTING QB |
|---------|-----------------|-----|-------|-------------------------|------------------|---------|-------------|
| Aug. 11 | at Philadelphia | L   | 9-17  | Lincoln Financial Field | Philadelphia, PA | 69,596  | Winston     |
| Aug. 20 | at Jacksonville | W   | 27-21 | EverBank Field          | Jacksonville, FL | 59,782  | Winston     |
| Aug. 26 | CLEVELAND       | W   | 30-13 | Raymond James Stadium   | Tampa, FL        | 46,848  | Winston     |
| Aug. 31 | WASHINGTON      | L   | 13-20 | Raymond James Stadium   | Tampa, FL        | 42,996  | Glennon     |

**Won 9, Lost 7**

| DATE           | OPPONENT         | W/L | SCORE      | STADIUM                       | CITY            | ATTEND. | STARTING QB |
|----------------|------------------|-----|------------|-------------------------------|-----------------|---------|-------------|
| Sept. 11       | at Atlanta       | W   | 31-24      | Georgia Dome                  | Atlanta, GA     | 69,382  | Winston     |
| Sept. 18       | at Arizona       | L   | 7-40       | University of Phoenix Stadium | Glendale, AZ    | 64,230  | Winston     |
| Sept. 25       | L.A. RAMS        | L   | 32-37      | Raymond James Stadium         | Tampa, FL       | 55,009  | Winston     |
| Oct. 2         | DENVER           | L   | 7-27       | Raymond James Stadium         | Tampa, FL       | 60,375  | Winston     |
| Oct. 10        | at Carolina      | W   | 17-14      | Bank of America Stadium       | Charlotte, NC   | 73,425  | Winston     |
| -- bye week -- |                  |     |            |                               |                 |         |             |
| Oct. 23        | at San Francisco | W   | 34-17      | Levi's Stadium                | Santa Clara, CA | 70,178  | Winston     |
| Oct. 30        | OAKLAND          | L   | 24-30 (OT) | Raymond James Stadium         | Tampa, FL       | 61,068  | Winston     |
| Nov. 3         | ATLANTA          | L   | 28-43      | Raymond James Stadium         | Tampa, FL       | 57,797  | Winston     |
| Nov. 13        | CHICAGO          | W   | 36-10      | Raymond James Stadium         | Tampa, FL       | 62,898  | Winston     |
| Nov. 20        | at Kansas City   | W   | 19-17      | Arrowhead Stadium             | Kansas City, MO | 72,277  | Winston     |
| Nov. 27        | SEATTLE          | W   | 14-5       | Raymond James Stadium         | Tampa, FL       | 63,674  | Winston     |
| Dec. 4         | at San Diego     | W   | 28-21      | Qualcomm Stadium              | San Diego, CA   | 53,832  | Winston     |
| Dec. 11        | NEW ORLEANS      | W   | 16-11      | Raymond James Stadium         | Tampa, FL       | 62,140  | Winston     |
| Dec. 18        | at Dallas        | L   | 20-26      | AT&T Stadium                  | Arlington, TX   | 93,101  | Winston     |
| Dec. 24        | at New Orleans   | L   | 24-31      | Mercedes-Benz Superdome       | New Orleans, LA | 73,177  | Winston     |
| Jan. 1         | CAROLINA         | W   | 17-16      | Raymond James Stadium         | Tampa, FL       | 62,037  | Winston     |

## 2017

## Head Coach: Dirk Koetter

## Preseason (1-3)

| DATE    | OPPONENT        | W/L | SCORE | STADIUM               | CITY             | ATTEND. | STARTING QB |
|---------|-----------------|-----|-------|-----------------------|------------------|---------|-------------|
| Aug. 11 | at Cincinnati   | L   | 12-23 | Paul Brown Stadium    | Cincinnati, OH   | 44,495  | Winston     |
| Aug. 17 | at Jacksonville | W   | 12-8  | EverBank Field        | Jacksonville, FL | 56,266  | Winston     |
| Aug. 26 | CLEVELAND       | L   | 9-13  | Raymond James Stadium | Tampa, FL        | 51,349  | Winston     |
| Aug. 31 | WASHINGTON      | L   | 10-13 | Raymond James Stadium | Tampa, FL        | 51,368  | Fitzpatrick |

## Won 5, Lost 11

-- bye week --

| DATE     | OPPONENT       | W/L | SCORE      | STADIUM                       | CITY             | ATTEND. | STARTING QB |
|----------|----------------|-----|------------|-------------------------------|------------------|---------|-------------|
| Sept. 17 | CHICAGO        | W   | 29-7       | Raymond James Stadium         | Tampa, FL        | 56,640  | Winston     |
| Sept. 24 | at Minnesota   | L   | 17-34      | U.S. Bank Stadium             | Minneapolis, MN  | 66,390  | Winston     |
| Oct. 1   | N.Y. GIANTS    | W   | 25-23      | Raymond James Stadium         | Tampa, FL        | 63,916  | Winston     |
| Oct. 5   | NEW ENGLAND    | L   | 14-19      | Raymond James Stadium         | Tampa, FL        | 64,476  | Winston     |
| Oct. 15  | at Arizona     | L   | 33-38      | University of Phoenix Stadium | Glendale, AZ     | 63,999  | Winston     |
| Oct. 22  | at Buffalo     | L   | 27-30      | New Era Field                 | Orchard Park, NY | 68,561  | Winston     |
| Oct. 29  | CAROLINA       | L   | 3-17       | Raymond James Stadium         | Tampa, FL        | 58,545  | Winston     |
| Nov. 5   | at New Orleans | L   | 10-30      | Mercedes-Benz Superdome       | New Orleans, LA  | 73,121  | Winston     |
| Nov. 12  | N.Y. JETS      | W   | 15-10      | Raymond James Stadium         | Tampa, FL        | 57,911  | Fitzpatrick |
| Nov. 19  | at Miami       | W   | 30-20      | Hard Rock Stadium             | Miami, FL        | 65,089  | Fitzpatrick |
| Nov. 26  | at Atlanta     | L   | 20-34      | Mercedes-Benz Stadium         | Atlanta, GA      | 71,036  | Fitzpatrick |
| Dec. 3   | at Green Bay   | L   | 20-26 (OT) | Lambeau Field                 | Green Bay, WI    | 77,684  | Winston     |
| Dec. 10  | DETROIT        | L   | 21-24      | Raymond James Stadium         | Tampa, FL        | 60,372  | Winston     |
| Dec. 18  | ATLANTA        | L   | 21-24      | Raymond James Stadium         | Tampa, FL        | 62,382  | Winston     |
| Dec. 24  | at Carolina    | L   | 19-22      | Bank of America Stadium       | Charlotte, NC    | 71,463  | Winston     |
| Dec. 31  | NEW ORLEANS    | W   | 31-24      | Raymond James Stadium         | Tampa, FL        | 55,376  | Winston     |

## Fourth - NFC South

## 2018

## Head Coach: Dirk Koetter

## Preseason (2-2)

| DATE    | OPPONENT     | W/L | SCORE | STADIUM               | CITY          | ATTEND. | STARTING QB |
|---------|--------------|-----|-------|-----------------------|---------------|---------|-------------|
| Aug. 9  | at Miami     | W   | 26-24 | Hard Rock Stadium     | Miami, FL     | 51,042  | Fitzpatrick |
| Aug. 18 | at Tennessee | W   | 30-14 | Nissan Stadium        | Nashville, TN | 60,034  | Fitzpatrick |
| Aug. 24 | DETROIT      | L   | 30-33 | Raymond James Stadium | Tampa, FL     | 44,868  | Fitzpatrick |
| Aug. 30 | JACKSONVILLE | L   | 10-25 | Raymond James Stadium | Tampa, FL     | 44,254  | Griffin     |

## Won 5, Lost 11

## Fourth - NFC South

| DATE           | OPPONENT       | W/L | SCORE      | STADIUM                 | CITY                | ATTEND. | STARTING QB |
|----------------|----------------|-----|------------|-------------------------|---------------------|---------|-------------|
| Sept. 9        | at New Orleans | W   | 48-40      | Mercedes-Benz Superdome | New Orleans, LA     | 73,038  | Fitzpatrick |
| Sept. 16       | PHILADELPHIA   | W   | 27-21      | Raymond James Stadium   | Tampa, FL           | 56,552  | Fitzpatrick |
| Sept. 24       | PITTSBURGH     | L   | 27-30      | Raymond James Stadium   | Tampa, FL           | 62,571  | Fitzpatrick |
| Sept. 30       | at Chicago     | L   | 10-48      | Soldier Field           | Chicago, IL         | 61,893  | Fitzpatrick |
| -- bye week -- |                |     |            |                         |                     |         |             |
| Oct. 14        | at Atlanta     | L   | 29-34      | Mercedes-Benz Stadium   | Atlanta, GA         | 72,665  | Winston     |
| Oct. 21        | CLEVELAND      | W   | 26-23 (OT) | Raymond James Stadium   | Tampa, FL           | 53,682  | Winston     |
| Oct. 28        | at Cincinnati  | L   | 34-37      | Paul Brown Stadium      | Cincinnati, OH      | 45,134  | Winston     |
| Nov. 4         | at Carolina    | L   | 28-42      | Bank of America Stadium | Charlotte, NC       | 73,513  | Fitzpatrick |
| Nov. 11        | WASHINGTON     | L   | 3-16       | Raymond James Stadium   | Tampa, FL           | 52,667  | Fitzpatrick |
| Nov. 18        | at N.Y. Giants | L   | 35-38      | MetLife Stadium         | East Rutherford, NJ | 75,863  | Fitzpatrick |
| Nov. 25        | SAN FRANCISCO  | W   | 27-9       | Raymond James Stadium   | Tampa, FL           | 50,436  | Winston     |
| Dec. 2         | CAROLINA       | W   | 24-17      | Raymond James Stadium   | Tampa, FL           | 52,568  | Winston     |
| Dec. 9         | NEW ORLEANS    | L   | 14-28      | Raymond James Stadium   | Tampa, FL           | 53,495  | Winston     |
| Dec. 16        | at Baltimore   | L   | 12-20      | M&T Bank Stadium        | Baltimore, MD       | 70,031  | Winston     |
| Dec. 23        | at Dallas      | L   | 20-27      | AT&T Stadium            | Dallas, TX          | 92,851  | Winston     |
| Dec. 30        | ATLANTA        | L   | 32-34      | Raymond James Stadium   | Tampa, FL           | 52,884  | Winston     |

## Head Coach: Bruce Arians

## Preseason (3-1)

| DATE    | OPPONENT      | W/L | SCORE | STADIUM               | CITY           | ATTEND. | STARTING QB |
|---------|---------------|-----|-------|-----------------------|----------------|---------|-------------|
| Aug. 9  | at Pittsburgh | L   | 28-30 | Heinz Field           | Pittsburgh, PA | 45,396  | Winston     |
| Aug. 16 | MIAMI         | W   | 16-14 | Raymond James Stadium | Tampa, FL      | 40,013  | Winston     |
| Aug. 23 | CLEVELAND     | W   | 13-12 | Raymond James Stadium | Tampa, FL      | 44,006  | Winston     |
| Aug. 29 | at Dallas     | W   | 17-15 | Raymond James Stadium | Tampa, FL      | 81,329  | Griffin     |

## Won 7, Lost 9

| DATE     | OPPONENT            | W/L          | SCORE | STADIUM                       | CITY             | ATTEND. | STARTING QB |
|----------|---------------------|--------------|-------|-------------------------------|------------------|---------|-------------|
| Sept. 8  | SAN FRANCISCO       | L            | 17-31 | Raymond James Stadium         | Tampa, FL        | 55,976  | Winston     |
| Sept. 13 | at Carolina         | W            | 20-14 | Bank of America Stadium       | Charlotte, NC    | 71,101  | Winston     |
| Sept. 22 | NEW YORK GIANTS     | L            | 31-32 | Raymond James Stadium         | Tampa, FL        | 55,070  | Winston     |
| Sept. 29 | at Los Angeles Rams | W            | 55-40 | Los Angeles Memorial Coliseum | Los Angeles, CA  | 68,117  | Winston     |
| Oct. 6   | at New Orleans      | L            | 24-31 | Mercedes-Benz Superdome       | New Orleans, LA  | 73,029  | Winston     |
| Oct. 13  | CAROLINA            | L            | 26-37 | Tottenham Hotspur Stadium     | London, UK       | 60,087  | Winston     |
| Oct. 27  | at Tennessee        | L            | 23-27 | Nissan Stadium                | Nashville, TN    | 62,073  | Winston     |
| Nov. 3   | at Seattle          | L 34-40 (OT) |       | CenturyLink Field             | Seattle, WA      | 69,948  | Winston     |
| Nov. 10  | ARIZONA             | W            | 30-27 | Raymond James Stadium         | Tampa, FL        | 40,038  | Winston     |
| Nov. 17  | NEW ORLEANS         | L            | 17-34 | Raymond James Stadium         | Tampa, FL        | 54,333  | Winston     |
| Nov. 24  | at Atlanta          | W            | 35-22 | Mercedes-Benz Stadium         | Atlanta, GA      | 71,463  | Winston     |
| Dec. 1   | at Jacksonville     | W            | 28-11 | TIAA Bank Field               | Jacksonville, FL | 62,633  | Winston     |
| Dec. 8   | INDIANAPOLIS        | W            | 38-35 | Raymond James Stadium         | Tampa, FL        | 50,232  | Winston     |
| Dec. 15  | at Detroit          | W            | 38-17 | Ford Field                    | Detroit, MI      | 56,515  | Winston     |
| Dec. 21  | HOUSTON             | L            | 20-23 | Raymond James Stadium         | Tampa, FL        | 49,036  | Winston     |
| Dec. 29  | ATLANTA             | L 22-28 (OT) |       | Raymond James Stadium         | Tampa, FL        | 50,417  | Winston     |

## Third - NFC South

## 2020

## Head Coach: Bruce Arians

## Won 12, Lost 4

## Second - NFC South

| DATE     | OPPONENT           | W/L | SCORE | STADIUM                 | CITY                | ATTEND. | STARTING QB |
|----------|--------------------|-----|-------|-------------------------|---------------------|---------|-------------|
| Sept. 13 | at New Orleans     | L   | 23-34 | Mercedes-Benz Superdome | New Orleans, LA     | N/A     | Brady       |
| Sept. 20 | CAROLINA           | W   | 31-17 | Raymond James Stadium   | Tampa, FL           | N/A     | Brady       |
| Sept. 26 | at Denver          | W   | 28-10 | Mile High Stadium       | Denver, CO          | 5,226   | Brady       |
| Oct. 4   | L.A. CHARGERS      | W   | 38-31 | Raymond James Stadium   | Tampa, FL           | 6,383   | Brady       |
| Oct. 8   | at Chicago         | L   | 19-20 | Soldier Field           | Chicago, IL         | N/A     | Brady       |
| Oct. 18  | GREEN BAY          | W   | 38-10 | Raymond James Stadium   | Tampa, FL           | 15,540  | Brady       |
| Oct. 25  | at Las Vegas       | W   | 45-20 | Allegiant Stadium       | Las Vegas, NV       | N/A     | Brady       |
| Nov. 2   | at New York Giants | W   | 25-23 | MetLife Stadium         | East Rutherford, NJ | N/A     | Brady       |
| Nov. 8   | NEW ORLEANS        | L   | 38-3  | Raymond James Stadium   | Tampa, FL           | 15,740  | Brady       |
| Nov. 15  | at Carolina        | W   | 46-23 | Bank of America Stadium | Charlotte, NC       | 5,815   | Brady       |
| Nov. 23  | L.A. RAMS          | L   | 24-27 | Raymond James Stadium   | Tampa, FL           | 15,730  | Brady       |
| Nov. 29  | KANSAS CITY        | L   | 24-27 | Raymond James Stadium   | Tampa, FL           | 15,950  | Brady       |
|          | -- bye week --     |     |       |                         |                     |         |             |
| Dec. 13  | MINNESOTA          | W   | 26-14 | Raymond James Stadium   | Tampa, FL           | 16,031  | Brady       |
| Dec. 20  | at Atlanta         | W   | 31-27 | Mercedes-Benz Stadium   | Atlanta, GA         | 10,703  | Brady       |
| Dec. 26  | at Detroit         | W   | 47-7  | Ford Field              | Detroit, MI         | N/A     | Brady       |
| Jan. 3   | ATLANTA            | W   | 44-27 | Raymond James Stadium   | Tampa, FL           | 16,009  | Brady       |

## NFC WILD CARD PLAYOFF GAME

|        |               |   |       |            |              |     |       |
|--------|---------------|---|-------|------------|--------------|-----|-------|
| Jan. 9 | at Washington | W | 31-23 | FedExField | Landover, MD | N/A | Brady |
|--------|---------------|---|-------|------------|--------------|-----|-------|

## NFC DIVISIONAL PLAYOFF GAME

|         |                |   |       |                         |                 |       |       |
|---------|----------------|---|-------|-------------------------|-----------------|-------|-------|
| Jan. 17 | at New Orleans | W | 30-20 | Mercedes-Benz Superdome | New Orleans, LA | 3,750 | Brady |
|---------|----------------|---|-------|-------------------------|-----------------|-------|-------|

## NFC CHAMPIONSHIP GAME

|         |              |   |       |               |               |       |       |
|---------|--------------|---|-------|---------------|---------------|-------|-------|
| Jan. 24 | at Green Bay | W | 31-26 | Lambeau Field | Green Bay, WI | 7,772 | Brady |
|---------|--------------|---|-------|---------------|---------------|-------|-------|

## SUPER BOWL LV

|        |             |   |      |                       |           |        |       |
|--------|-------------|---|------|-----------------------|-----------|--------|-------|
| Feb. 7 | Kansas City | W | 31-9 | Raymond James Stadium | Tampa, FL | 24,835 | Brady |
|--------|-------------|---|------|-----------------------|-----------|--------|-------|

## 2021

## Head Coach: Bruce Arians

## Preseason (1-2)

| DATE    | OPPONENT   | W/L | SCORE | STADIUM               | CITY        | ATTEND. | STARTING QB |
|---------|------------|-----|-------|-----------------------|-------------|---------|-------------|
| Aug. 14 | CINCINNATI | L   | 14-19 | Raymond James Stadium | Tampa, FL   | 64,866  | Brady       |
| Aug. 21 | TENNESSEE  | L   | 3-34  | Raymond James Stadium | Tampa, FL   | 65,324  | Gabbert     |
| Aug. 28 | at Houston | W   | 23-16 | NRG Stadium           | Houston, TX | 70,220  | Brady       |

## Won 13, Lost 4

| DATE     | OPPONENT        | W/L | SCORE      | STADIUM                 | CITY                | ATTEND. | STARTING QB |
|----------|-----------------|-----|------------|-------------------------|---------------------|---------|-------------|
| Sept. 9  | at DALLAS       | W   | 31-29      | Raymond James Stadium   | Tampa, FL           | 65,566  | Brady       |
| Sept. 19 | at ATLANTA      | W   | 48-25      | Raymond James Stadium   | Tampa, FL           | 63,694  | Brady       |
| Sept. 26 | at LA Rams      | L   | 24-34      | SoFi Stadium            | Inglewood, CA       | 73,205  | Brady       |
| Oct. 3   | at New England  | W   | 19-17      | Gillette Stadium        | Foxborough, MA      | 65,878  | Brady       |
| Oct. 10  | at MIAMI        | W   | 45-17      | Raymond James Stadium   | Tampa, FL           | 65,570  | Brady       |
| Oct. 14  | at Philadelphia | W   | 28-22      | Lincoln Financial Field | Philadelphia, PA    | 69,796  | Brady       |
| Oct. 24  | at CHICAGO      | W   | 38-3       | Raymond James Stadium   | Tampa, FL           | 65,635  | Brady       |
| Oct. 31  | at New Orleans  | L   | 27-36      | Caesars Superdome       | New Orleans, LA     | 69,170  | Brady       |
|          | -- bye week --  |     |            |                         |                     |         |             |
| Nov. 14  | at Washington   | L   | 19-29      | FedExField              | Landover, MD        | 52,128  | Brady       |
| Nov. 22  | at N.Y. GIANTS  | W   | 30-10      | Raymond James Stadium   | Tampa, FL           | 65,643  | Brady       |
| Nov. 28  | at Indianapolis | W   | 38-31      | Lucas Oil Stadium       | Indianapolis, IN    | 66,140  | Brady       |
| Dec. 5   | at Atlanta      | W   | 30-17      | Mercedes-Benz Stadium   | Atlanta, GA         | 69,366  | Brady       |
| Dec. 12  | at BUFFALO      | W   | 33-27 (OT) | Raymond James Stadium   | Tampa, FL           | 65,655  | Brady       |
| Dec. 19  | at NEW ORLEANS  | L   | 0-9        | Raymond James Stadium   | Tampa, FL           | 65,744  | Brady       |
| Dec. 26  | at Carolina     | W   | 32-6       | Bank of America Stadium | Charlotte, NC       | 71,918  | Brady       |
| Jan. 2   | at NY Jets      | W   | 28-24      | MetLife Stadium         | East Rutherford, NJ | 72,243  | Brady       |
| Jan. 9   | at CAROLINA     | W   | 41-17      | Raymond James Stadium   | Tampa, FL           | 65,473  | Brady       |

## First - NFC South

## NFC WILD CARD PLAYOFF GAME

|         |                 |   |       |                       |           |        |       |
|---------|-----------------|---|-------|-----------------------|-----------|--------|-------|
| Jan. 16 | at PHILADELPHIA | W | 31-15 | Raymond James Stadium | Tampa, FL | 65,077 | Brady |
|---------|-----------------|---|-------|-----------------------|-----------|--------|-------|

## NFC DIVISIONAL PLAYOFF GAME

|         |            |   |       |                       |           |        |       |
|---------|------------|---|-------|-----------------------|-----------|--------|-------|
| Jan. 23 | at LA RAMS | L | 27-30 | Raymond James Stadium | Tampa, FL | 65,597 | Brady |
|---------|------------|---|-------|-----------------------|-----------|--------|-------|

## 2022

## Head Coach: Todd Bowles

## Preseason (0-3)

| DATE    | OPPONENT        | W/L | SCORE | STADIUM               | CITY             | ATTEND. | STARTING QB |
|---------|-----------------|-----|-------|-----------------------|------------------|---------|-------------|
| Aug. 13 | at MIAMI        | L   | 24-26 | Raymond James Stadium | Tampa, FL        | 68,841  | Gabbert     |
| Aug. 20 | at Tennessee    | L   | 3-13  | Nissan Stadium        | Nashville, TN    | 65,319  | Gabbert     |
| Aug. 27 | at Indianapolis | L   | 10-27 | Lucas Oil Stadium     | Indianapolis, IN | 65,529  | Brady       |

## Won 8, Lost 9

| DATE     | OPPONENT         | W/L | SCORE      | STADIUM                 | CITY            | ATTEND. | STARTING QB |
|----------|------------------|-----|------------|-------------------------|-----------------|---------|-------------|
| Sept. 11 | at Dallas        | W   | 19-3       | AT&T Stadium            | Arlington, TX   | 93,797  | Brady       |
| Sept. 18 | at New Orleans   | W   | 20-10      | Caesars Superdome       | New Orleans, LA | 70,040  | Brady       |
| Sept. 25 | at GREEN BAY     | L   | 12-14      | Raymond James Stadium   | Tampa, FL       | 69,197  | Brady       |
| Oct. 2   | at KANSAS CITY   | L   | 31-41      | Raymond James Stadium   | Tampa, FL       | 68,348  | Brady       |
| Oct. 9   | at ATLANTA       | W   | 21-15      | Raymond James Stadium   | Tampa, FL       | 68,299  | Brady       |
| Oct. 16  | at Pittsburgh    | L   | 18-20      | Acrisure Stadium        | Pittsburgh, PA  | 67,307  | Brady       |
| Oct. 23  | at Carolina      | L   | 3-21       | Bank of America Stadium | Charlotte, NC   | 71,941  | Brady       |
| Oct. 27  | at BALTIMORE     | L   | 22-27      | Raymond James Stadium   | Tampa, FL       | 68,912  | Brady       |
| Nov. 6   | at L.A. RAMS     | W   | 16-13      | Raymond James Stadium   | Tampa, FL       | 69,019  | Brady       |
| Nov. 13  | at SEATTLE       | W   | 21-16      | Allianz Arena           | Munich, Germany | 69,811  | Brady       |
|          | -- bye week --   |     |            |                         |                 |         |             |
| Nov. 27  | at Cleveland     | L   | 17-23 (OT) | FirstEnergy Stadium     | Cleveland, OH   | 67,431  | Brady       |
| Dec. 5   | at NEW ORLEANS   | W   | 17-16      | Raymond James Stadium   | Tampa, FL       | 68,709  | Brady       |
| Dec. 11  | at San Francisco | L   | 7-35       | Levi's Stadium          | Santa Clara, CA | 71,725  | Brady       |
| Dec. 18  | at CINCINNATI    | L   | 23-34      | Raymond James Stadium   | Tampa, FL       | 69,305  | Brady       |
| Dec. 25  | at Arizona       | W   | 19-16 (OT) | State Farm Stadium      | Glendale, AZ    | 63,393  | Brady       |
| Jan. 1   | at CAROLINA      | W   | 30-24      | Raymond James Stadium   | Tampa, FL       | 69,298  | Brady       |
| Jan. 8   | at Atlanta       | L   | 17-30      | Mercedes-Benz Stadium   | Atlanta, GA     | 69,276  | Brady       |

## First - NFC South

## NFC WILD CARD PLAYOFF GAME

|         |           |   |       |                       |           |        |       |
|---------|-----------|---|-------|-----------------------|-----------|--------|-------|
| Jan. 16 | at DALLAS | L | 14-31 | Raymond James Stadium | Tampa, FL | 69,145 | Brady |
|---------|-----------|---|-------|-----------------------|-----------|--------|-------|

## Head Coach: Todd Bowles

## Preseason (2-1)

| DATE                               | OPPONENT         | W/L | SCORE | STADIUM                 | CITY                | ATTEND.                  | STARTING QB |
|------------------------------------|------------------|-----|-------|-------------------------|---------------------|--------------------------|-------------|
| Aug. 11                            | PITTSBURGH       | L   | 17-27 | Raymond James Stadium   | Tampa, FL           | 63,829                   | Mayfield    |
| Aug. 19                            | at New York Jets | W   | 13-6  | MetLife Stadium         | East Rutherford, NJ | 71,023                   | Trask       |
| Aug. 26                            | BALTIMORE        | W   | 26-20 | Raymond James Stadium   | Tampa, FL           | 64,225                   | Mayfield    |
| <b>Won 9, Lost 8</b>               |                  |     |       |                         |                     | <b>First - NFC South</b> |             |
| Sept. 10                           | at Minnesota     | W   | 20-17 | U.S. Bank Stadium       | Minneapolis, MN     | 66,741                   | Mayfield    |
| Sept. 17                           | CHICAGO          | W   | 27-17 | Raymond James Stadium   | Tampa, FL           | 62,976                   | Mayfield    |
| Sept. 25                           | PHILADELPHIA     | L   | 11-25 | Raymond James Stadium   | Tampa, FL           | 65,426                   | Mayfield    |
| Oct. 1                             | at New Orleans   | W   | 26-9  | Caesars Superdome       | New Orleans, LA     | 70,003                   | Mayfield    |
|                                    | -- bye week --   |     |       |                         |                     |                          |             |
| Oct. 15                            | DETROIT          | L   | 6-20  | Raymond James Stadium   | Tampa, FL           | 65,854                   | Mayfield    |
| Oct. 22                            | ATLANTA          | L   | 13-16 | Raymond James Stadium   | Tampa, FL           | 62,620                   | Mayfield    |
| Oct. 26                            | at Buffalo       | L   | 18-24 | Highmark Stadium        | Orchard Park, NY    | 70,416                   | Mayfield    |
| Nov. 5                             | at Houston       | L   | 37-39 | NRG Stadium             | Houston, TX         | 70,785                   | Mayfield    |
| Nov. 12                            | TENNESSEE        | W   | 20-6  | Raymond James Stadium   | Tampa, FL           | 62,725                   | Mayfield    |
| Nov. 19                            | at San Francisco | L   | 14-27 | Levi's Stadium          | Santa Clara, CA     | 71,607                   | Mayfield    |
| Nov. 26                            | at Indianapolis  | L   | 20-27 | Lucas Oil Stadium       | Indianapolis, IN    | 64,407                   | Mayfield    |
| Dec. 3                             | CAROLINA         | W   | 21-18 | Raymond James Stadium   | Tampa, FL           | 62,432                   | Mayfield    |
| Dec. 10                            | ATLANTA          | W   | 29-25 | Raymond James Stadium   | Tampa, FL           | 69,496                   | Mayfield    |
| Dec. 17                            | at Green Bay     | W   | 34-20 | Lambeau Field           | Green Bay, WI       | 77,275                   | Mayfield    |
| Dec. 24                            | JACKSONVILLE     | W   | 30-12 | Raymond James Stadium   | Tampa, FL           | 62,547                   | Mayfield    |
| Dec. 31                            | NEW ORLEANS      | L   | 13-23 | Raymond James Stadium   | Tampa, FL           | 65,471                   | Mayfield    |
| Jan. 7                             | at Carolina      | W   | 9-0   | Bank of America Stadium | Charlotte, NC       | 69,010                   | Mayfield    |
| <b>NFC WILD CARD PLAYOFF GAME</b>  |                  |     |       |                         |                     |                          |             |
| Jan. 15                            | PHILADELPHIA     | W   | 32-9  | Raymond James Stadium   | Tampa, FL           | 63,397                   | Mayfield    |
| <b>NFC DIVISIONAL PLAYOFF GAME</b> |                  |     |       |                         |                     |                          |             |
| Jan. 21                            | at Detroit       | L   | 23-31 | Ford Field              | Detroit, MI         | 66,201                   | Mayfield    |

· Sellout (1976-2015)

·· Sellout 72 hours prior to kickoff (1976-2013)

# PRESEASON WIN-LOSS SUMMARY

| OPPONENT       | W  | L  | T | PCT.  | PF  | PA  | HOME | ROAD | NEUTRAL |
|----------------|----|----|---|-------|-----|-----|------|------|---------|
| Arizona*       | 0  | 2  | 0 | .000  | 24  | 47  | 1-1  | 0-0  | 0-0     |
| Atlanta        | 7  | 9  | 0 | .438  | 289 | 288 | 5-2  | 1-6  | 1-1     |
| Baltimore      | 1  | 1  | 0 | .500  | 42  | 61  | 1-1  | 0-0  | 0-0     |
| Buffalo        | 2  | 2  | 0 | .500  | 72  | 57  | 0-0  | 1-1  | 1-1     |
| Chicago        | 0  | 1  | 0 | .000  | 7   | 10  | 0-1  | 0-0  | 0-0     |
| Cincinnati     | 9  | 6  | 0 | .600  | 292 | 263 | 7-4  | 2-2  | 0-0     |
| Cleveland      | 6  | 5  | 0 | .545  | 174 | 166 | 4-4  | 2-1  | 0-0     |
| Dallas         | 1  | 0  | 0 | 1.000 | 17  | 15  | 0-0  | 1-0  | 0-0     |
| Detroit        | 0  | 1  | 0 | .000  | 30  | 33  | 0-1  | 0-0  | 0-0     |
| Denver         | 0  | 2  | 0 | .000  | 17  | 54  | 0-1  | 0-1  | 0-0     |
| Green Bay      | 1  | 1  | 0 | .500  | 16  | 17  | 1-0  | 0-1  | 0-0     |
| Houston        | 8  | 2  | 0 | .800  | 233 | 144 | 3-1  | 5-1  | 0-0     |
| Indianapolis** | 2  | 4  | 0 | .333  | 70  | 112 | 2-1  | 0-3  | 0-0     |
| Jacksonville   | 5  | 8  | 0 | .385  | 203 | 235 | 1-4  | 4-4  | 0-0     |
| Kansas City    | 5  | 1  | 0 | .833  | 132 | 60  | 3-0  | 2-0  | 0-1     |
| Las Vegas***   | 1  | 0  | 0 | 1.000 | 41  | 7   | 0-0  | 1-0  | 0-0     |
| L.A. Rams****  | 0  | 2  | 0 | .000  | 19  | 52  | 0-0  | 0-2  | 0-0     |
| Miami          | 15 | 18 | 0 | .455  | 526 | 542 | 6-11 | 8-7  | 1-0     |
| Minnesota      | 0  | 1  | 0 | .000  | 16  | 26  | 0-0  | 0-1  | 0-0     |
| New England    | 8  | 3  | 0 | .727  | 302 | 190 | 6-2  | 1-1  | 1-0     |
| New Orleans    | 4  | 1  | 0 | .800  | 68  | 47  | 2-0  | 2-1  | 0-0     |
| N.Y. Jets      | 5  | 3  | 0 | .625  | 132 | 98  | 3-2  | 1-0  | 1-1     |
| Philadelphia   | 1  | 1  | 0 | .500  | 44  | 24  | 1-0  | 0-1  | 0-0     |
| Pittsburgh     | 2  | 4  | 0 | .333  | 125 | 125 | 1-2  | 0-2  | 1-0     |
| Seattle        | 0  | 3  | 0 | .000  | 9   | 77  | 0-0  | 0-2  | 0-1     |
| Tennessee***** | 7  | 5  | 0 | .583  | 231 | 247 | 3-2  | 4-3  | 0-0     |
| Washington     | 5  | 11 | 0 | .313  | 206 | 210 | 4-9  | 1-2  | 0-0     |

\* Franchise known as Phoenix Cardinals 1988-93; located in St. Louis prior to 1988

\*\* Franchise located in Baltimore prior to 1984

\*\*\* Franchise located in Los Angeles from 1982-94 and Oakland from 1995-2019

\*\*\*\* Franchise located in St. Louis from 1995-2015

\*\*\*\*\* Franchise located in Houston prior to 1997



# REGULAR SEASON WIN-LOSS SUMMARY

| OPPONENT           | W  | L  | T | PCT  | PF    | PA    | HOME    | ROAD  | LONG     |           | CURRENT |
|--------------------|----|----|---|------|-------|-------|---------|-------|----------|-----------|---------|
|                    |    |    |   |      |       |       |         |       | WIN STRK | LOSS STRK |         |
| Arizona*           | 11 | 11 | 0 | .500 | 415   | 439   | 7-5     | 4-6   | 3        | 5         | W2      |
| Atlanta            | 31 | 30 | 0 | .508 | 1,403 | 1,327 | 17-15   | 14-15 | 6        | 5         | W1      |
| Baltimore          | 2  | 4  | 0 | .333 | 86    | 122   | 1-2     | 1-2   | 2        | 4         | L4      |
| Buffalo            | 8  | 5  | 0 | .615 | 293   | 237   | 8-2     | 0-3   | 4        | 1         | L1      |
| Carolina           | 22 | 25 | 0 | .468 | 905   | 1,000 | 11-12   | 11-13 | 4        | 6         | W3      |
| Chicago            | 22 | 40 | 0 | .355 | 1,046 | 1,319 | 16-17   | 6-23  | 6        | 12        | W2      |
| Cincinnati         | 7  | 6  | 0 | .538 | 270   | 267   | 2-3     | 5-3   | 6        | 3         | L3      |
| Cleveland          | 4  | 7  | 0 | .364 | 187   | 234   | 3-3     | 1-4   | 3        | 5         | L1      |
| Dallas             | 6  | 13 | 0 | .316 | 298   | 359   | 4-3     | 2-10  | 3        | 6         | W2      |
| Denver             | 3  | 7  | 0 | .300 | 157   | 212   | 1-3     | 2-4   | 1        | 4         | W1      |
| Detroit            | 28 | 32 | 0 | .467 | 1,089 | 1,267 | 13-16   | 15-16 | 4        | 5         | L1      |
| Green Bay          | 23 | 33 | 1 | .411 | 957   | 1,102 | 15-14-1 | 8-19  | 4        | 6         | W1      |
| Houston            | 1  | 5  | 0 | .167 | 105   | 149   | 1-2     | 0-3   | 1        | 5         | L5      |
| Indianapolis**     | 7  | 9  | 0 | .438 | 373   | 429   | 4-3     | 3-6   | 2        | 3         | L1      |
| Jacksonville       | 4  | 4  | 0 | .500 | 184   | 181   | 3-1     | 1-3   | 3        | 4         | W3      |
| Kansas City        | 7  | 7  | 0 | .500 | 298   | 301   | 4-4     | 3-3   | 5        | 4         | L2      |
| L.A. Chargers***** | 4  | 8  | 0 | .333 | 250   | 331   | 2-5     | 2-3   | 3        | 6         | W3      |
| L.A. Rams****      | 10 | 16 | 0 | .385 | 570   | 644   | 8-8     | 2-8   | 4        | 6         | W1      |
| Las Vegas***       | 3  | 7  | 0 | .300 | 227   | 299   | 1-2     | 2-5   | 1        | 3         | W1      |
| Miami              | 7  | 5  | 0 | .583 | 303   | 259   | 5-2     | 2-3   | 3        | 3         | W3      |
| Minnesota          | 24 | 33 | 0 | .421 | 1,046 | 1,214 | 14-14   | 10-19 | 6        | 5         | W2      |
| New England        | 3  | 7  | 0 | .300 | 126   | 218   | 1-4     | 2-3   | 2        | 4         | W1      |
| New Orleans        | 24 | 40 | 0 | .364 | 1,197 | 1,456 | 10-19   | 14-21 | 3        | 7         | L1      |
| N.Y. Giants        | 9  | 15 | 0 | .375 | 450   | 460   | 7-7     | 2-8   | 2        | 4         | W2      |
| N.Y. Jets          | 3  | 10 | 0 | .231 | 205   | 325   | 2-3     | 1-7   | 2        | 8         | W2      |
| Philadelphia       | 8  | 9  | 0 | .471 | 310   | 328   | 3-5     | 5-4   | 3        | 3         | L1      |
| Pittsburgh         | 2  | 10 | 0 | .167 | 176   | 283   | 1-6     | 1-4   | 1        | 4         | L2      |
| San Francisco      | 6  | 20 | 0 | .231 | 394   | 613   | 3-6     | 3-14  | 2        | 9         | L3      |
| Seattle            | 6  | 9  | 0 | .400 | 277   | 258   | 4-4     | 2-5   | 3        | 4         | W1      |
| Tennessee*****     | 3  | 10 | 0 | .231 | 221   | 306   | 3-2     | 0-8   | 1        | 5         | W1      |
| Washington         | 10 | 12 | 0 | .455 | 423   | 410   | 6-5     | 4-7   | 4        | 4         | L3      |

\* Franchise known as Phoenix Cardinals 1988-93; located in St. Louis prior to 1988  
 \*\* Franchise located in Baltimore prior to 1984  
 \*\*\* Franchise located in Los Angeles from 1982-94 and Oakland from 1995-2019

\*\*\*\* Franchise located in St. Louis from 1995-2015  
 \*\*\*\*\* Franchise located in Houston prior to 1997  
 \*\*\*\*\* Franchise located in San Diego from 1961-2016

# POSTSEASON WIN-LOSS SUMMARY

| OPPONENT           | W | L | T | PCT.  | PF  | PA  | HOME REC. | ROAD REC. | LONG     | LONG      |
|--------------------|---|---|---|-------|-----|-----|-----------|-----------|----------|-----------|
|                    |   |   |   |       |     |     |           |           | WIN STR. | LOSS STR. |
| Dallas             | 0 | 3 | 0 | .000  | 31  | 99  | 0-1       | 0-2       | -        | 3         |
| Detroit            | 1 | 1 | 0 | .500  | 43  | 41  | 1-0       | 0-1       | 1        | 1         |
| Green Bay          | 1 | 1 | 0 | .500  | 38  | 47  | 0-0       | 1-1       | 1        | 1         |
| Kansas City***     | 1 | 0 | 0 | 1.000 | 31  | 9   | 0-0       | 0-0       | 1        | -         |
| N.Y. Giants        | 0 | 1 | 0 | .000  | 14  | 24  | 0-1       | 0-0       | -        | 1         |
| Las Vegas*         | 1 | 0 | 0 | 1.000 | 48  | 21  | 0-0       | 0-0       | 1        | -         |
| Los Angeles Rams** | 0 | 3 | 0 | .000  | 33  | 50  | 0-2       | 0-1       | -        | 3         |
| New Orleans        | 1 | 0 | 0 | 1.000 | 30  | 20  | 0-0       | 1-0       | 1        | -         |
| Philadelphia       | 4 | 2 | 0 | .667  | 126 | 103 | 3-0       | 1-2       | 3        | 2         |
| San Francisco      | 1 | 0 | 0 | 1.000 | 31  | 6   | 1-0       | 0-0       | 1        | -         |
| Washington         | 2 | 1 | 0 | .667  | 55  | 53  | 1-1       | 1-0       | 1        | 1         |

\* Super Bowl XXXVII played in San Diego at Qualcomm Stadium. Franchise located in Oakland from 1995-2019  
 \*\* Franchise located in St. Louis from 1995-2015  
 \*\*\* Super Bowl LV played in Tampa at Raymond James Stadium.

FRONT OFFICE

PLAYERS

2023 REVIEW

HISTORY

RECORDS

SIDELINES

# TEAM-BY-TEAM RESULTS

## ARIZONA\*

|      |                        |
|------|------------------------|
| 1977 | Buccaneers, 17-7 (TB)  |
| 1981 | Buccaneers, 20-10 (TB) |
| 1983 | Cardinals, 34-27 (TB)  |
| 1985 | Buccaneers, 16-0 (TB)  |
| 1986 | Cardinals, 30-19 (TB)  |
|      | Cardinals, 21-17 (STL) |
| 1987 | Cardinals, 31-28 (STL) |
|      | Cardinals, 31-14 (TB)  |
| 1988 | Cardinals, 30-24 (TB)  |
| 1989 | Buccaneers, 14-13 (P)  |
| 1992 | Buccaneers, 23-7 (TB)  |
|      | Buccaneers, 7-3 (P)    |
| 1996 | Cardinals, 13-9 (A)    |
| 1997 | Buccaneers, 19-18 (TB) |
| 2004 | Cardinals, 12-7 (A)    |
| 2007 | Buccaneers, 17-10 (TB) |
| 2010 | Buccaneers, 38-35 (A)  |
| 2013 | Cardinals, 13-10 (TB)  |
| 2016 | Cardinals, 40-7 (A)    |
| 2017 | Cardinals 38-33 (A)    |
| 2019 | Buccaneers, 30-27 (TB) |
| 2022 | Buccaneers, 19-16 (A)* |

\* Overtime

\* Franchise known as Phoenix  
Cardinals 1988-93; located in St.  
Louis prior to 1988

## ATLANTA

|      |                         |
|------|-------------------------|
| 1977 | Falcons, 17-0 (TB)      |
| 1978 | Buccaneers, 14-9 (TB)   |
| 1979 | Falcons, 17-14 (A)      |
| 1981 | Buccaneers, 24-23 (TB)  |
| 1984 | Buccaneers, 23-6 (TB)   |
| 1986 | Falcons, 23-20 (TB)*    |
| 1987 | Buccaneers, 48-10 (TB)  |
| 1988 | Falcons, 17-10 (A)      |
| 1990 | Buccaneers, 23-17 (TB)  |
| 1991 | Falcons, 43-7 (A)       |
| 1992 | Falcons, 35-7 (TB)      |
| 1993 | Buccaneers, 31-24 (A)   |
| 1994 | Falcons, 34-13 (A)      |
| 1995 | Falcons, 24-21 (TB)     |
| 1997 | Buccaneers, 31-10 (A)   |
| 1999 | Buccaneers, 19-10 (TB)  |
| 2000 | Buccaneers, 27-14 (A)   |
| 2002 | Buccaneers, 20-6 (A)    |
|      | Buccaneers, 34-10 (TB)  |
| 2003 | Buccaneers, 31-10 (A)   |
|      | Falcons, 30-28 (TB)     |
| 2004 | Falcons, 24-14 (A)      |
|      | Buccaneers, 27-0 (TB)   |
| 2005 | Buccaneers, 30-27 (A)   |
|      | Buccaneers, 27-24 (TB)* |
| 2006 | Falcons, 14-3 (A)       |
|      | Falcons, 17-6 (TB)      |
| 2007 | Buccaneers, 31-7 (A)    |
|      | Buccaneers, 37-3 (TB)   |
| 2008 | Buccaneers, 24-9 (TB)   |
|      | Falcons, 13-10 (A)*     |
| 2009 | Falcons, 20-17 (A)      |
|      | Falcons, 20-10 (TB)     |
| 2010 | Falcons, 27-21 (A)      |
|      | Falcons, 28-24 (TB)     |
| 2011 | Buccaneers, 16-13 (TB)  |
|      | Falcons, 45-24 (A)      |
| 2012 | Falcons, 24-23 (TB)     |
|      | Buccaneers, 22-17 (A)   |
| 2013 | Falcons, 31-23 (A)      |
|      | Buccaneers, 41-28 (TB)  |
| 2014 | Falcons, 56-14 (A)      |
|      | Falcons, 27-17 (TB)     |
| 2015 | Buccaneers, 23-20 (A)*  |
|      | Buccaneers, 23-19 (TB)  |
| 2016 | Buccaneers, 31-24 (A)   |
|      | Falcons, 43-28 (TB)     |
| 2017 | Falcons, 34-20 (A)      |
|      | Falcons, 24-21 (TB)     |
| 2018 | Falcons, 34-29 (A)      |
|      | Falcons, 34-32 (TB)     |
| 2019 | Buccaneers, 35-22 (A)   |
|      | Falcons, 28-22 (TB)*    |

|      |                        |
|------|------------------------|
| 2020 | Buccaneers, 31-27 (A)  |
|      | Buccaneers, 44-27 (TB) |
| 2021 | Buccaneers, 48-25 (TB) |
|      | Buccaneers, 30-17 (A)  |
| 2022 | Buccaneers, 21-15 (TB) |
|      | Falcons, 30-17 (A)     |
| 2023 | Falcons, 16-13 (TB)    |
|      | Buccaneers, 29-25 (A)  |

\* Overtime

## BALTIMORE

|      |                        |
|------|------------------------|
| 2001 | Buccaneers, 22-10 (TB) |
| 2002 | Buccaneers, 25-0 (B)   |
| 2006 | Ravens, 27-0 (TB)      |
| 2010 | Ravens, 17-10 (B)      |
| 2014 | Ravens, 48-17 (TB)     |
| 2018 | Ravens, 20-12 (B)      |

## BUFFALO

|      |                         |
|------|-------------------------|
| 1976 | Bills, 14-9 (TB)        |
| 1978 | Buccaneers, 31-10 (TB)  |
| 1982 | Buccaneers, 24-23 (TB)  |
| 1986 | Buccaneers, 34-28 (TB)  |
| 1988 | Buccaneers, 10-5 (TB)   |
| 1991 | Bills, 17-10 (TB)       |
| 2000 | Buccaneers, 31-17 (TB)  |
| 2005 | Buccaneers, 19-3 (TB)   |
| 2009 | Bills, 33-20 (B)        |
| 2013 | Buccaneers, 27-6 (TB)   |
| 2017 | Bills, 30-27 (B)        |
| 2021 | Buccaneers, 33-27 (TB)* |
| 2023 | Bills, 24-18 (B)        |

\* Overtime

## CAROLINA

|      |                         |
|------|-------------------------|
| 1995 | Buccaneers, 20-13 (C)   |
| 1996 | Panthers, 24-0 (C)      |
| 1998 | Buccaneers, 16-13 (TB)  |
| 2002 | Buccaneers, 12-9 (C)    |
|      | Buccaneers, 23-10 (TB)  |
| 2003 | Panthers, 12-9 (TB)*    |
|      | Panthers, 27-24 (C)     |
| 2004 | Panthers, 21-14 (C)     |
|      | Panthers, 37-20 (TB)    |
| 2005 | Panthers, 34-14 (TB)    |
|      | Buccaneers, 20-10 (C)   |
| 2006 | Panthers, 26-24 (TB)    |
|      | Panthers, 24-10 (C)     |
| 2007 | Buccaneers, 20-7 (C)    |
|      | Panthers, 31-23 (TB)    |
| 2008 | Buccaneers, 27-3 (TB)   |
|      | Panthers, 38-23 (C)     |
| 2009 | Panthers, 28-21 (TB)    |
|      | Panthers, 16-6 (A)      |
| 2010 | Buccaneers, 20-7 (C)    |
|      | Buccaneers, 31-16 (TB)  |
| 2011 | Panthers, 38-19 (TB)    |
|      | Panthers, 48-16 (C)     |
| 2012 | Buccaneers, 16-10 (TB)  |
|      | Buccaneers, 27-21 (C)*  |
| 2013 | Panthers, 31-13 (TB)    |
|      | Panthers, 27-6 (C)      |
| 2014 | Panthers, 20-14 (TB)    |
|      | Panthers, 19-17 (C)     |
| 2015 | Panthers, 37-23 (TB)    |
|      | Panthers, 38-10 (C)     |
| 2016 | Buccaneers, 17-14 (C)   |
|      | Buccaneers, 17-16 (TB)  |
| 2017 | Panthers, 17-3 (TB)     |
|      | Panthers, 22-19 (C)     |
| 2018 | Panthers, 42-28 (C)     |
|      | Buccaneers, 24-17 (TB)  |
| 2019 | Buccaneers, 20-14 (C)   |
|      | Panthers, 37-26 (LDN)** |
| 2020 | Buccaneers, 31-17 (TB)  |
|      | Buccaneers, 46-23 (C)   |
| 2021 | Buccaneers, 32-6 (C)    |
|      | Buccaneers, 41-17 (TB)  |
| 2022 | Panthers, 21-3 (C)      |
|      | Buccaneers, 30-24 (TB)  |
| 2023 | Buccaneers, 21-18 (TB)  |
|      | Buccaneers, 9-0 (C)     |

\* Overtime

\*\*Game played in London, NFL  
International Series

## CHICAGO

|      |                         |
|------|-------------------------|
| 1977 | Bears, 10-0 (TB)        |
| 1978 | Buccaneers, 33-19 (TB)  |
|      | Bears, 14-3 (C)         |
| 1979 | Buccaneers, 17-13 (C)   |
|      | Bears, 14-0 (TB)        |
| 1980 | Bears, 23-0 (C)         |
|      | Bears, 14-13 (TB)       |
| 1981 | Bears, 28-17 (C)        |
|      | Buccaneers, 20-10 (TB)  |
| 1982 | Buccaneers, 26-23 (TB)* |
| 1983 | Bears, 17-10 (C)        |
|      | Bears, 27-0 (TB)        |
| 1984 | Bears, 34-14 (C)        |
|      | Bears, 44-9 (TB)        |
| 1985 | Bears, 38-28 (C)        |
|      | Bears, 27-19 (TB)       |
| 1986 | Bears, 23-3 (TB)        |
|      | Bears, 48-14 (C)        |
| 1987 | Bears, 20-13 (C)        |
|      | Bears, 27-26 (TB)       |
| 1988 | Bears, 28-10 (C)        |
|      | Bears, 27-15 (TB)       |
| 1989 | Buccaneers, 42-35 (TB)  |
|      | Buccaneers, 32-31 (C)   |
| 1990 | Bears, 26-6 (TB)        |
|      | Bears, 27-14 (C)        |
| 1991 | Bears, 21-20 (TB)       |
|      | Bears, 27-0 (C)         |
| 1992 | Bears, 31-14 (C)        |
|      | Buccaneers, 20-17 (TB)  |
| 1993 | Bears, 47-17 (C)        |
|      | Buccaneers, 13-10 (TB)  |
| 1994 | Bears, 21-9 (C)         |
|      | Bears, 20-6 (TB)        |
| 1995 | Bears, 25-6 (TB)        |
|      | Bears, 31-10 (C)        |
| 1996 | Bears, 13-10 (C)        |
|      | Buccaneers, 34-19 (TB)  |
| 1997 | Bears, 13-7 (C)         |
|      | Buccaneers, 31-15 (TB)  |
| 1998 | Buccaneers, 27-15 (TB)  |
|      | Buccaneers, 31-17 (C)   |
| 1999 | Buccaneers, 6-3 (TB)    |
|      | Buccaneers, 20-6 (C)    |
| 2000 | Buccaneers, 41-0 (TB)   |
|      | Bears, 13-10 (C)        |
| 2001 | Bears, 27-24 (TB)       |
|      | Bears, 27-3 (C)         |
| 2002 | Buccaneers, 15-0 (C)    |
| 2004 | Buccaneers, 19-7 (TB)   |
| 2005 | Bears, 13-10 (TB)       |
| 2006 | Bears, 34-31 (C)*       |
| 2008 | Buccaneers, 27-24 (C)*  |
| 2011 | Bears, 24-18 (LDN)**    |
| 2014 | Bears, 21-13 (C)        |
| 2015 | Bears, 26-21 (TB)       |
| 2016 | Buccaneers, 36-10 (TB)  |
| 2017 | Buccaneers, 29-7 (TB)   |
| 2018 | Bears, 48-10 (C)        |
| 2020 | Bears, 20-19 (C)        |
| 2021 | Buccaneers, 38-3 (TB)   |
| 2023 | Buccaneers, 27-17 (TB)  |

\* Overtime

\*\*Game played in London, NFL  
International Series

**CINCINNATI**

|      |                        |
|------|------------------------|
| 1976 | Bengals, 21-0 (C)      |
| 1980 | Buccaneers, 17-12 (C)  |
| 1983 | Bengals, 23-17 (TB)    |
| 1989 | Bengals, 56-23 (C)     |
| 1995 | Buccaneers, 19-16 (TB) |
| 1998 | Buccaneers, 35-0 (C)   |
| 2001 | Buccaneers, 16-13 (C)* |
| 2002 | Buccaneers, 35-7 (C)   |
| 2006 | Buccaneers, 14-13 (TB) |
| 2010 | Buccaneers, 24-21 (C)  |
| 2014 | Bengals, 14-13 (TB)    |
| 2018 | Bengals, 37-34 (C)     |
| 2022 | Bengals, 34-23 (TB)    |

\* Overtime

**CLEVELAND**

|      |                         |
|------|-------------------------|
| 1976 | Browns, 24-7 (TB)       |
| 1980 | Browns, 34-27 (TB)      |
| 1983 | Browns, 20-0 (C)        |
| 1989 | Browns, 42-31 (TB)      |
| 1995 | Browns, 22-6 (C)        |
| 2002 | Buccaneers, 17-3 (TB)   |
| 2006 | Buccaneers, 22-7 (C)    |
| 2010 | Buccaneers, 17-14 (TB)  |
| 2014 | Browns, 22-17 (C)       |
| 2018 | Buccaneers, 26-23 (TB)* |
| 2022 | Browns, 23-17 (C)*      |

\* Overtime

**DALLAS**

|      |                        |
|------|------------------------|
| 1977 | Cowboys, 23-7 (D)      |
| 1980 | Cowboys, 28-17 (D)     |
| 1981 | Cowboys, 38-0 (D)**    |
| 1982 | Cowboys, 14-9 (D)      |
|      | Cowboys, 30-17 (D)**   |
| 1983 | Cowboys, 27-24 (D)*    |
| 1990 | Cowboys, 14-10 (D)     |
|      | Cowboys, 17-13 (TB)    |
| 2000 | Buccaneers, 27-7 (TB)  |
| 2001 | Buccaneers, 10-6 (D)   |
| 2003 | Buccaneers, 16-0 (TB)  |
| 2006 | Cowboys, 38-10 (D)     |
| 2008 | Cowboys, 13-9 (D)      |
| 2009 | Cowboys, 34-21 (TB)    |
| 2011 | Cowboys, 31-15 (TB)    |
| 2012 | Cowboys, 16-10 (D)     |
| 2015 | Buccaneers, 10-6 (TB)  |
| 2016 | Cowboys, 26-20 (D)     |
| 2018 | Cowboys, 27-20 (D)     |
| 2021 | Buccaneers, 31-29 (TB) |
| 2022 | Buccaneers, 19-3 (D)   |
|      | Cowboys, 31-14 (TB)**  |

\*Overtime

\*\* NFC Playoff Game

**DENVER**

|      |                        |
|------|------------------------|
| 1976 | Broncos, 48-13 (D)     |
| 1981 | Broncos, 24-7 (TB)     |
| 1993 | Buccaneers, 17-10 (D)  |
| 1996 | Broncos, 27-23 (D)     |
| 1999 | Buccaneers, 13-10 (TB) |
| 2004 | Broncos, 16-13 (TB)    |
| 2008 | Broncos, 16-13 (D)     |
| 2012 | Broncos, 31-23 (D)     |
| 2016 | Broncos, 27-7 (TB)     |
| 2020 | Buccaneers, 28-10 (D)  |

**DETROIT**

|      |                        |
|------|------------------------|
| 1977 | Lions, 16-7 (D)        |
| 1978 | Lions, 15-7 (TB)       |
|      | Lions, 34-23 (D)       |
| 1979 | Buccaneers, 31-16 (TB) |
|      | Buccaneers, 16-14 (D)  |
| 1980 | Lions, 24-10 (TB)      |
|      | Lions, 27-14 (D)       |
| 1981 | Buccaneers, 28-10 (TB) |
|      | Buccaneers, 20-17 (D)  |
| 1982 | Buccaneers, 23-21 (TB) |
| 1983 | Lions, 11-0 (TB)       |
|      | Lions, 23-20 (D)       |
| 1984 | Buccaneers, 21-17 (TB) |
|      | Lions, 13-7 (D)*       |
| 1985 | Lions, 30-9 (D)        |

|      |                          |
|------|--------------------------|
|      | Buccaneers, 19-16 (TB)*  |
| 1986 | Buccaneers, 24-20 (D)    |
|      | Lions, 38-17 (TB)        |
| 1987 | Buccaneers, 31-27 (D)    |
|      | Lions, 20-10 (TB)        |
| 1988 | Buccaneers, 23-20 (D)    |
|      | Buccaneers, 21-10 (TB)   |
| 1989 | Lions, 17-16 (TB)        |
|      | Lions, 33-7 (D)          |
| 1990 | Buccaneers, 38-21 (D)    |
|      | Buccaneers, 23-20 (TB)   |
| 1991 | Lions, 31-3 (D)          |
|      | Buccaneers, 30-21 (TB)   |
| 1992 | Buccaneers, 27-23 (D)    |
|      | Lions, 38-7 (TB)         |
| 1993 | Buccaneers, 27-10 (TB)   |
|      | Lions, 23-0 (D)          |
| 1994 | Buccaneers, 24-14 (TB)   |
|      | Lions, 14-9 (D)          |
| 1995 | Lions, 27-24 (D)         |
|      | Lions, 37-10 (TB)        |
| 1996 | Lions, 21-6 (D)          |
|      | Lions, 27-0 (TB)         |
| 1997 | Buccaneers, 24-17 (D)    |
|      | Lions, 27-9 (TB)         |
|      | Buccaneers, 20-10 (TB)** |
| 1998 | Lions, 27-6 (D)          |
|      | Lions, 28-25 (TB)        |
| 1999 | Lions, 20-3 (D)          |
|      | Buccaneers, 23-16 (TB)   |
| 2000 | Buccaneers, 31-10 (D)    |
|      | Lions, 28-14 (TB)        |
| 2001 | Buccaneers, 20-17 (D)    |
|      | Buccaneers, 15-12 (TB)   |
| 2002 | Buccaneers, 23-20 (D)    |
| 2005 | Buccaneers, 17-13 (TB)   |
| 2007 | Lions, 23-16 (D)         |
| 2008 | Buccaneers, 38-20 (D)    |
| 2010 | Lions, 23-20 (TB)        |
| 2011 | Lions, 27-20 (TB)        |
| 2013 | Buccaneers, 24-21 (D)    |
| 2014 | Lions, 34-17 (D)         |
| 2017 | Lions, 24-21 (TB)        |
| 2019 | Buccaneers, 38-17 (D)    |
| 2020 | Buccaneers, 47-7 (D)     |
| 2023 | Lions, 20-6 (TB)         |
|      | Lions, 31-23 (D)***      |

\* Overtime

\*\* NFC Wild Card Playoff Game

\*\*\* NFC Divisional Playoff Game

**GREEN BAY**

|      |                         |
|------|-------------------------|
| 1977 | Packers, 13-0 (TB)      |
| 1978 | Packers, 9-7 (GB)       |
|      | Packers, 17-7 (TB)      |
| 1979 | Buccaneers, 21-10 (GB)  |
|      | Buccaneers, 21-3 (TB)   |
| 1980 | Tie, 14-14 (TB)*        |
|      | Buccaneers, 20-17 (MIL) |
| 1981 | Buccaneers, 21-10 (GB)  |
|      | Buccaneers, 37-3 (TB)   |
| 1983 | Packers, 55-14 (GB)     |
|      | Packers, 12-9 (TB)*     |
| 1984 | Buccaneers, 30-27 (TB)* |
|      | Packers, 27-14 (GB)     |
| 1985 | Packers, 21-0 (GB)      |
|      | Packers, 20-17 (TB)     |
| 1986 | Packers, 31-7 (MIL)     |
|      | Packers, 21-7 (TB)      |
| 1987 | Buccaneers, 23-17 (MIL) |
| 1988 | Buccaneers, 13-10 (TB)  |
|      | Buccaneers, 27-24 (GB)  |
| 1989 | Buccaneers, 23-21 (GB)  |
|      | Packers, 17-16 (TB)     |
| 1990 | Buccaneers, 26-14 (TB)  |
|      | Packers, 20-10 (MIL)    |
| 1991 | Packers, 15-13 (GB)     |
|      | Packers, 27-0 (TB)      |
| 1992 | Buccaneers, 31-3 (TB)   |
|      | Packers, 19-14 (MIL)    |
| 1993 | Packers, 37-14 (TB)     |
|      | Packers, 13-10 (GB)     |
| 1994 | Packers, 30-3 (GB)      |
|      | Packers, 34-19 (TB)     |
| 1995 | Packers, 35-13 (GB)     |
|      | Buccaneers, 13-10 (TB)* |

|      |                          |
|------|--------------------------|
| 1996 | Packers, 34-3 (TB)       |
|      | Packers, 13-7 (GB)       |
| 1997 | Packers, 21-16 (GB)      |
|      | Packers, 17-6 (TB)       |
|      | Packers, 21-7 (GB)**     |
| 1998 | Packers, 23-15 (GB)      |
|      | Buccaneers, 24-22 (TB)   |
| 1999 | Packers, 26-23 (GB)      |
|      | Buccaneers, 29-10 (TB)   |
| 2000 | Buccaneers, 20-15 (TB)   |
|      | Packers, 17-14 (GB)*     |
| 2001 | Buccaneers, 14-10 (TB)   |
|      | Packers, 21-20 (GB)      |
| 2002 | Buccaneers, 21-7 (TB)    |
| 2003 | Packers, 20-13 (TB)      |
| 2005 | Buccaneers, 17-16 (GB)   |
| 2008 | Buccaneers, 30-21 (TB)   |
| 2009 | Buccaneers, 38-28 (TB)   |
| 2011 | Packers, 35-26 (GB)      |
| 2014 | Packers, 20-3 (TB)       |
| 2017 | Packers, 26-20 (GB)*     |
| 2020 | Buccaneers, 38-10 (TB)   |
| 2020 | Buccaneers, 31-26 (GB)** |
| 2022 | Packers, 14-12 (TB)      |
| 2023 | Buccaneers, 34-20 (GB)   |

\* Overtime

\*\* NFC Divisional Playoff Game

\*\*\* NFC Championship Game

**HOUSTON**

|      |                       |
|------|-----------------------|
| 2003 | Buccaneers, 16-3 (TB) |
| 2007 | Texans, 28-14 (H)     |
| 2011 | Texans, 37-9 (TB)     |
| 2015 | Texans, 19-9 (H)      |
| 2019 | Texans, 23-20 (TB)    |
| 2023 | Texans, 39-27 (H)     |

**INDIANAPOLIS^**

|      |                        |
|------|------------------------|
| 1976 | Colts, 42-17 (B)       |
| 1979 | Buccaneers, 29-26 (B)* |
| 1985 | Colts, 31-23 (TB)      |
| 1987 | Colts, 24-6 (I)        |
| 1988 | Colts, 35-31 (I)       |
| 1991 | Buccaneers, 17-3 (TB)  |
| 1992 | Colts, 24-14 (TB)      |
| 1994 | Buccaneers, 24-10 (TB) |
| 1997 | Buccaneers, 31-28 (I)  |
| 2003 | Colts, 38-35 (TB)*     |
| 2007 | Colts, 33-14 (I)       |
| 2011 | Buccaneers, 24-17 (TB) |
| 2015 | Colts, 25-12 (I)       |
| 2019 | Buccaneers, 38-35 (TB) |
| 2021 | Buccaneers, 38-31 (I)  |
| 2023 | Colts, 27-20 (I)       |

\* Overtime

^Franchise located in Baltimore prior to 1984

**JACKSONVILLE**

|      |                        |
|------|------------------------|
| 1995 | Buccaneers, 17-16 (TB) |
| 1998 | Jaguars, 29-24 (J)     |
| 2003 | Jaguars, 17-10 (J)     |
| 2007 | Jaguars, 24-23 (TB)    |
| 2011 | Jaguars, 41-14 (J)     |
| 2015 | Buccaneers, 38-31 (TB) |
| 2019 | Buccaneers, 28-11 (J)  |
| 2023 | Buccaneers, 30-12 (TB) |

**KANSAS CITY**

|      |                         |
|------|-------------------------|
| 1976 | Chiefs, 28-19 (TB)      |
| 1978 | Buccaneers, 30-13 (KC)  |
| 1979 | Buccaneers, 3-0 (TB)    |
| 1981 | Chiefs, 19-10 (KC)      |
| 1984 | Chiefs, 24-20 (KC)      |
| 1986 | Chiefs, 27-20 (KC)      |
| 1993 | Chiefs, 27-3 (TB)       |
| 1999 | Buccaneers, 17-10 (TB)  |
| 2004 | Buccaneers, 34-31 (TB)  |
| 2008 | Buccaneers, 30-27 (KC)* |
| 2012 | Buccaneers, 38-10 (TB)  |
| 2016 | Buccaneers, 19-17 (KC)  |
| 2020 | Chiefs, 27-24 (TB)      |
| 2020 | Buccaneers, 31-9 (TB)** |
| 2022 | Chiefs, 41-31 (TB)      |

\* Overtime

\*\*Super Bowl LV in Tampa

**LAS VEGAS\***

|      |                          |
|------|--------------------------|
| 1976 | Raiders, 49-16 (O)       |
| 1981 | Raiders, 18-16 (O)       |
| 1993 | Raiders, 27-20 (A)       |
| 1996 | Buccaneers, 20-17 (TB)*  |
| 1999 | Raiders, 45-0 (O)        |
| 2002 | Buccaneers, 48-21 (SD)** |
| 2004 | Raiders, 30-20 (O)       |
| 2008 | Raiders, 31-24 (TB)      |
| 2012 | Buccaneers, 42-32 (O)    |
| 2016 | Raiders, 30-24 (TB)*     |
| 2020 | Buccaneers, 45-20 (LV)   |

\*Franchise located in Los Angeles from 1982-94 and Oakland from 1995-2019

\* Overtime

\*\*Super Bowl XXXVII in San Diego

**L.A. CHARGERS\***

|      |                        |
|------|------------------------|
| 1976 | Chargers, 23-0 (TB)    |
| 1981 | Chargers, 24-23 (TB)   |
| 1987 | Chargers, 17-13 (TB)   |
| 1990 | Chargers, 41-10 (SD)   |
| 1992 | Chargers, 29-14 (SD)   |
| 1993 | Chargers, 32-17 (TB)   |
| 1996 | Buccaneers, 25-17 (SD) |
| 2004 | Chargers, 31-24 (SD)   |
| 2008 | Chargers, 41-24 (TB)   |
| 2012 | Buccaneers, 34-24 (TB) |
| 2016 | Buccaneers, 28-21 (SD) |
| 2020 | Buccaneers, 38-31 (TB) |

\* Franchise located in San Diego from 1961-2016

**L.A. RAMS\***

|      |                         |
|------|-------------------------|
| 1977 | Rams, 31-0 (LA)         |
| 1978 | Rams, 26-23 (LA)        |
| 1979 | Buccaneers, 21-6 (TB)   |
|      | Rams, 9-0 (TB) **       |
| 1980 | Buccaneers, 10-9 (TB)   |
| 1984 | Rams, 34-33 (TB)        |
| 1985 | Rams, 31-27 (TB)        |
| 1986 | Rams, 26-20 (LA) *      |
| 1987 | Rams, 35-3 (LA)         |
| 1990 | Rams, 35-14 (TB)        |
| 1992 | Rams, 31-27 (TB)        |
| 1994 | Buccaneers, 24-14 (TB)  |
| 1999 | Rams, 11-6 (STL) **     |
| 2000 | Buccaneers, 38-35 (TB)  |
| 2001 | Buccaneers, 24-17 (STL) |
| 2002 | Buccaneers, 26-14 (TB)  |
| 2004 | Rams, 28-21 (STL)       |
| 2007 | Buccaneers, 24-3 (TB)   |
| 2010 | Buccaneers, 18-17 (TB)  |
| 2012 | Rams, 28-13 (TB)        |
| 2013 | Rams, 23-13 (STL)       |
| 2014 | Rams, 19-17 (TB)        |
| 2015 | Rams, 31-23 (STL)       |
| 2016 | Rams, 37-32 (TB)        |
| 2019 | Buccaneers, 55-40 (LA)  |
| 2020 | Rams, 27-24 (TB)        |
| 2021 | Rams, 34-24 (LA)        |
|      | Rams, 30-27 (TB)***     |
| 2022 | Buccaneers, 16-13 (TB)  |

\* Overtime

\*\* NFC Championship Game

\*\*\* NFC Divisional Playoff Game

\* Franchise located in St. Louis from 1995-2015

**MIAMI**

|      |                        |
|------|------------------------|
| 1976 | Dolphins, 23-20 (TB)   |
| 1982 | Buccaneers, 23-17 (TB) |
| 1985 | Dolphins, 41-38 (M)    |
| 1988 | Dolphins, 17-14 (TB)   |
| 1991 | Dolphins, 33-14 (M)    |
| 1997 | Buccaneers, 31-21 (TB) |
| 2000 | Buccaneers, 16-13 (M)  |
| 2005 | Buccaneers, 27-13 (TB) |
| 2009 | Dolphins, 25-23 (M)    |
| 2013 | Buccaneers, 22-19 (TB) |
| 2017 | Buccaneers, 30-20 (M)  |
| 2021 | Buccaneers, 45-17 (TB) |

**MINNESOTA**

|      |                          |
|------|--------------------------|
| 1977 | Vikings, 9-3 (TB)        |
| 1978 | Buccaneers, 16-10 (M)    |
|      | Vikings, 24-7 (TB)       |
| 1979 | Buccaneers, 12-10 (M)    |
|      | Vikings, 23-22 (TB)      |
| 1980 | Vikings, 38-30 (M)       |
|      | Vikings, 21-10 (TB)      |
| 1981 | Buccaneers, 21-13 (TB)   |
|      | Vikings, 25-10 (M)       |
| 1982 | Vikings, 17-10 (M)       |
| 1983 | Vikings, 19-16 (TB) *    |
|      | Buccaneers, 17-12 (M)    |
| 1984 | Buccaneers, 35-31 (TB)   |
|      | Vikings, 27-24 (M)       |
| 1985 | Vikings, 31-16 (TB)      |
|      | Vikings, 26-7 (M)        |
| 1986 | Vikings, 23-10 (TB)      |
|      | Vikings, 45-13 (M)       |
| 1987 | Buccaneers, 20-10 (TB)   |
|      | Vikings, 23-17 (M)       |
| 1988 | Vikings, 14-13 (M)       |
|      | Vikings, 49-20 (TB)      |
| 1989 | Vikings, 17-13 (M)       |
|      | Vikings, 24-10 (TB)      |
| 1990 | Buccaneers, 23-20 (M) *  |
|      | Buccaneers, 26-13 (TB)   |
| 1991 | Vikings, 28-13 (M)       |
|      | Vikings, 26-24 (TB)      |
| 1992 | Vikings, 26-20 (M)       |
|      | Vikings, 35-7 (TB)       |
| 1993 | Vikings, 15-0 (M)        |
|      | Buccaneers, 23-10 (TB)   |
| 1994 | Vikings, 36-13 (TB)      |
|      | Buccaneers, 20-17 (M) *  |
| 1995 | Buccaneers, 20-17 (TB) * |
|      | Vikings, 31-17 (M)       |
| 1996 | Buccaneers, 24-13 (TB)   |
|      | Vikings, 21-10 (M)       |
| 1997 | Buccaneers, 28-14 (M)    |
|      | Vikings, 10-6 (TB)       |
| 1998 | Vikings, 31-7 (M)        |
|      | Buccaneers, 27-24 (TB)   |
| 1999 | Vikings, 21-14 (M)       |
|      | Buccaneers, 24-17 (TB)   |
| 2000 | Vikings, 30-23 (M)       |
|      | Buccaneers, 41-13 (TB)   |
| 2001 | Vikings, 20-16 (M)       |
|      | Buccaneers, 41-14 (TB)   |
| 2002 | Buccaneers, 38-24 (TB)   |
| 2005 | Buccaneers, 24-13 (M)    |
| 2008 | Buccaneers, 19-13 (TB)   |
| 2011 | Buccaneers, 24-20 (M)    |
| 2012 | Buccaneers, 36-17 (M)    |
| 2014 | Vikings, 19-13 (TB)*     |
| 2017 | Vikings, 34-17 (M)       |
| 2020 | Buccaneers, 26-14 (TB)   |
| 2023 | Buccaneers, 20-17 (M)    |

\* Overtime

**NEW ENGLAND**

|      |                        |
|------|------------------------|
| 1976 | Patriots, 31-14 (TB)   |
| 1985 | Patriots, 32-14 (TB)   |
| 1988 | Patriots, 10-7 (NE)*   |
| 1997 | Buccaneers, 27-7 (TB)  |
| 2000 | Buccaneers, 21-16 (NE) |
| 2005 | Patriots, 28-0 (NE)    |
| 2009 | Patriots, 35-7 (LDN)** |
| 2013 | Patriots, 23-3 (NE)    |
| 2017 | Patriots, 19-14 (TB)   |
| 2021 | Buccaneers, 19-17 (NE) |

\* Overtime

\*\*Game played in London, NFL International Series

**NEW ORLEANS**

|      |                          |
|------|--------------------------|
| 1977 | Buccaneers, 33-14 (NO)   |
| 1978 | Saints, 17-10 (TB)       |
| 1979 | Saints, 42-14 (TB)       |
| 1981 | Buccaneers, 31-14 (NO)   |
| 1982 | Buccaneers, 13-10 (NO)   |
| 1983 | Saints, 24-21 (TB)       |
| 1984 | Saints, 17-10 (TB)       |
| 1985 | Saints, 20-13 (NO)       |
| 1986 | Saints, 38-7 (NO)        |
| 1987 | Saints, 44-34 (NO)       |
| 1988 | Saints, 13-9 (NO)        |
| 1989 | Buccaneers, 20-10 (TB)   |
| 1990 | Saints, 35-7 (NO)        |
| 1991 | Saints, 23-7 (NO)        |
| 1992 | Saints, 23-21 (NO)       |
| 1994 | Saints, 9-7 (TB)         |
| 1996 | Buccaneers, 13-7 (TB)    |
| 1998 | Saints, 9-3 (NO)         |
| 1999 | Buccaneers, 31-16 (NO)   |
| 2001 | Buccaneers, 48-21 (TB)   |
| 2002 | Saints, 26-20 (TB)*      |
|      | Saints, 23-20 (NO)       |
| 2003 | Saints, 17-14 (TB)       |
|      | Buccaneers, 14-7 (NO)    |
| 2004 | Buccaneers, 20-17 (NO)   |
|      | Saints, 21-17 (TB)       |
| 2005 | Buccaneers, 10-3 (NO)#   |
|      | Buccaneers, 27-13 (TB)   |
| 2006 | Saints, 24-21 (NO)       |
|      | Saints, 31-14 (TB)       |
| 2007 | Buccaneers, 31-14 (TB)   |
|      | Buccaneers, 27-23 (NO)   |
| 2008 | Saints, 24-20 (NO)       |
|      | Buccaneers, 23-20 (TB)   |
| 2009 | Saints, 38-7 (TB)        |
|      | Buccaneers 20-17, (NO)*  |
| 2010 | Saints, 31-6 (TB)        |
|      | Buccaneers, 23-13 (NO)   |
| 2011 | Buccaneers, 26-20 (TB)   |
|      | Saints, 27-16 (NO)       |
| 2012 | Saints, 35-28 (TB)       |
|      | Saints, 41-0 (NO)        |
| 2013 | Saints, 16-14 (TB)       |
|      | Saints, 41-17 (NO)       |
| 2014 | Saints, 37-31 (NO)*      |
|      | Saints, 23-20 (TB)       |
| 2015 | Buccaneers, 26-19 (NO)   |
|      | Saints, 24-17 (TB)       |
| 2016 | Buccaneers, 16-11 (TB)   |
|      | Saints, 31-24 (NO)       |
| 2017 | Saints, 30-10 (NO)       |
|      | Buccaneers, 31-24 (TB)   |
| 2018 | Buccaneers, 48-40 (NO)   |
|      | Saints, 28-14 (TB)       |
| 2019 | Saints, 31-24 (NO)       |
|      | Saints, 34-17 (NO)       |
| 2020 | Saints, 34-23 (NO)       |
|      | Saints, 38-3 (TB)        |
|      | Buccaneers, 30-20 (NO)** |
| 2021 | Saints, 36-27 (NO)       |
|      | Saints, 9-0 (TB)         |
| 2022 | Buccaneers, 20-10 (NO)   |
|      | Buccaneers, 17-16 (TB)   |
| 2023 | Buccaneers, 26-9 (NO)    |
|      | Saints, 23-13 (TB)       |

\*Overtime

\*\* NFC Divisional Playoff Game

#Game Played in Baton Rouge, LA

**NEW YORK GIANTS**

|      |                        |
|------|------------------------|
| 1977 | Giants, 10-0 (TB)      |
| 1978 | Giants, 19-13 (TB)     |
|      | Giants, 17-14 (NY)     |
| 1979 | Giants, 17-14 (NY)     |
|      | Buccaneers, 31-3 (TB)  |
| 1980 | Buccaneers, 30-13 (TB) |
| 1984 | Giants, 17-14 (NY)     |
|      | Buccaneers, 20-17 (TB) |
| 1985 | Giants, 22-20 (NY)     |
| 1991 | Giants, 21-14 (TB)     |
| 1993 | Giants, 23-7 (NY)      |
| 1997 | Buccaneers, 20-8 (NY)  |
| 1998 | Buccaneers, 20-3 (TB)  |
| 1999 | Giants, 17-13 (TB)     |
| 2003 | Buccaneers, 19-13 (TB) |
| 2006 | Giants, 17-3 (NY)      |
| 2007 | Giants, 24-14 (TB)**   |
| 2009 | Giants, 24-0 (TB)      |
| 2012 | Giants, 41-34 (NY)     |
| 2015 | Giants, 32-18 (TB)     |
| 2017 | Buccaneers, 25-23 (TB) |
| 2018 | Giants, 38-35 (NY)     |
| 2019 | Giants, 32-31 (TB)     |
| 2020 | Buccaneers, 25-23 (NY) |
| 2021 | Buccaneers, 30-10 (TB) |

\*\* NFC Wild Card Playoff Game

**NEW YORK JETS**

|      |                        |
|------|------------------------|
| 1976 | Jets, 34-0 (NY)        |
| 1982 | Jets, 32-17 (NY)       |
| 1984 | Buccaneers, 41-21 (TB) |
| 1985 | Jets, 62-28 (NY)       |
| 1990 | Jets, 16-14 (TB)       |
| 1991 | Jets, 16-13 (NY)       |
| 1997 | Jets, 31-0 (NY)        |
| 2000 | Jets, 21-17 (TB)       |
| 2005 | Jets, 14-12 (NY)       |
| 2009 | Jets, 26-3 (TB)        |
| 2013 | Jets, 18-17 (NY)       |
| 2017 | Buccaneers, 15-10 (TB) |
| 2021 | Buccaneers 28-24 (NY)  |

**PHILADELPHIA**

|      |                            |
|------|----------------------------|
| 1977 | Eagles, 13-3 (P)           |
| 1979 | Buccaneers, 24-17 (TB) **  |
| 1981 | Eagles, 20-10 (P)          |
| 1988 | Eagles, 41-14 (TB)         |
| 1991 | Buccaneers, 14-13 (TB)     |
| 1995 | Buccaneers, 21-6 (P)       |
| 1999 | Buccaneers, 19-5 (P)       |
| 2000 | Eagles, 21-3 (P)***        |
| 2001 | Eagles, 17-13 (TB)         |
|      | Eagles, 31-9 (P)***        |
| 2002 | Eagles, 20-10 (P)          |
|      | Buccaneers, 27-10 (P)****  |
| 2003 | Buccaneers, 17-0 (P)       |
| 2006 | Buccaneers, 23-21 (TB)     |
| 2009 | Eagles, 33-14 (P)          |
| 2012 | Eagles, 23-21 (TB)         |
| 2013 | Eagles, 31-20 (TB)         |
| 2015 | Buccaneers, 45-17 (P)      |
| 2018 | Buccaneers, 27-21 (TB)     |
| 2021 | Buccaneers, 28-22 (P)      |
|      | Buccaneers, 31-15 (TB)**** |
| 2023 | Eagles, 25-11 (TB)         |
|      | Buccaneers, 32-9 (TB)****  |

\*\* NFC Divisional Playoff Game

\*\*\* NFC Wild Card Playoff Game

\*\*\*\* NFC Championship Game

**PITTSBURGH**

|      |                       |
|------|-----------------------|
| 1976 | Steelers, 42-0 (P)    |
| 1980 | Steelers, 24-21 (TB)  |
| 1983 | Steelers, 17-12 (P)   |
| 1989 | Steelers, 31-22 (TB)  |
| 1998 | Buccaneers, 16-3 (TB) |
| 2001 | Steelers, 17-10 (TB)  |
| 2002 | Steelers, 17-7 (TB)   |
| 2006 | Steelers, 20-3 (P)    |
| 2010 | Steelers, 38-13 (TB)  |
| 2014 | Buccaneers, 27-24 (P) |
| 2018 | Steelers, 30-27 (TB)  |
| 2022 | Steelers, 20-18 (P)   |

**SAN FRANCISCO**

|      |                         |
|------|-------------------------|
| 1977 | 49ers, 20-10 (SF)       |
| 1978 | 49ers, 6-3 (SF)         |
| 1979 | 49ers, 23-7 (SF)        |
| 1980 | Buccaneers, 24-23 (SF)  |
| 1983 | 49ers, 35-21 (SF)       |
| 1984 | 49ers, 24-17 (SF)       |
| 1986 | 49ers, 31-7 (TB)        |
| 1987 | 49ers, 24-10 (TB)       |
| 1989 | 49ers, 20-16 (TB)       |
| 1990 | 49ers, 31-7 (SF)        |
| 1992 | 49ers, 21-14 (SF)       |
| 1993 | 49ers, 45-21 (TB)       |
| 1994 | 49ers, 41-16 (SF)       |
| 1997 | Buccaneers, 13-6 (TB)   |
| 2002 | Buccaneers, 31-6 (TB)** |
| 2003 | 49ers, 24-7 (SF)        |
| 2004 | Buccaneers, 35-3 (TB)   |
| 2005 | 49ers, 15-10 (SF)       |
| 2007 | 49ers, 21-19 (SF)       |
| 2010 | Buccaneers, 21-0 (SF)   |
| 2011 | 49ers, 48-3 (SF)        |
| 2013 | 49ers, 33-14 (TB)       |
| 2016 | Buccaneers, 34-17 (SF)  |
| 2018 | Buccaneers, 27-9 (TB)   |
| 2019 | 49ers, 31-17 (TB)       |
| 2022 | 49ers, 35-7 (SF)        |
| 2023 | 49ers, 27-14 (SF)       |

\*\* NFC Divisional Playoff Game

**SEATTLE**

|      |                           |
|------|---------------------------|
| 1976 | Seahawks, 13-10 (TB)      |
| 1977 | Seahawks, 30-23 (S)       |
| 1994 | Seahawks, 22-21 (S)       |
| 1996 | Seahawks, 17-13 (TB)      |
| 1999 | Buccaneers, 16-3 (S)      |
| 2004 | Seahawks, 10-6 (TB)       |
| 2006 | Seahawks, 23-7 (TB)       |
| 2007 | Seahawks, 20-6 (S)        |
| 2008 | Buccaneers, 20-10 (TB)    |
| 2009 | Buccaneers, 24-7 (S)      |
| 2010 | Buccaneers, 38-15 (TB)    |
| 2013 | Seahawks, 27-24 (S)*      |
| 2016 | Buccaneers, 14-5 (TB)     |
| 2019 | Seahawks, 40-34 (S)*      |
| 2022 | Buccaneers, 21-16 (MUN)** |

\* Overtime

\*\*Game played in Munich, NFL International Series

**TENNESSEE^**

|      |                        |
|------|------------------------|
| 1976 | Oilers, 20-0 (H)       |
| 1980 | Oilers, 20-14 (H)      |
| 1983 | Buccaneers, 33-24 (TB) |
| 1989 | Oilers, 20-17 (H)      |
| 1995 | Oilers, 19-7 (H)       |
| 1998 | Oilers, 31-22 (TB)     |
| 2001 | Titans, 31-28 (T)*     |
| 2003 | Titans, 33-13 (T)      |
| 2007 | Buccaneers, 13-10 (TB) |
| 2011 | Titans, 23-17 (T)      |
| 2015 | Titans, 42-14 (TB)     |
| 2019 | Titans, 27-23 (T)      |
| 2023 | Buccaneers, 20-6 (TB)  |

^ Franchise located in Houston prior to 1997

\* Overtime

**WASHINGTON**

|      |                           |
|------|---------------------------|
| 1977 | Redskins, 10-0 (TB)       |
| 1982 | Redskins, 21-13 (TB)      |
| 1989 | Redskins, 32-28 (W)       |
| 1993 | Redskins, 23-17 (TB)      |
| 1994 | Buccaneers, 26-21 (TB)    |
|      | Buccaneers, 17-14 (W)     |
| 1995 | Buccaneers, 14-6 (TB)     |
| 1996 | Buccaneers, 24-10 (TB)    |
| 1998 | Redskins, 20-16 (W)       |
| 1999 | Buccaneers, 14-13 (TB) ** |
| 2000 | Redskins, 20-17 (W)*      |
| 2003 | Buccaneers, 35-13 (W)     |
| 2004 | Redskins, 16-10 (W)       |
| 2005 | Buccaneers, 36-35 (TB)    |
|      | Redskins, 17-10 (TB)***   |
| 2006 | Buccaneers, 20-17 (TB)    |
| 2007 | Buccaneers, 19-13 (TB)    |
| 2009 | Redskins, 16-13 (W)       |
| 2010 | Buccaneers, 17-16 (W)     |
| 2012 | Redskins, 24-22 (TB)      |
| 2014 | Buccaneers, 27-7 (W)      |
| 2015 | Redskins, 31-30 (W)       |
| 2018 | Redskins, 16-3 (TB)       |
| 2020 | Buccaneers, 31-23 (W)***  |
| 2021 | Football Team, 29-19 (W)  |

\* Overtime

\*\* NFC Divisional Playoff Game

\*\*\* NFC Wild Card Playoff Game

## ALL-TIME DIVISIONAL STANDINGS

2002-Pres. Bucs compete in NFC South

● 1977-2001 Bucs competed in NFC Central

● 1976 Bucs competed in AFC West

## 2023 Overall Division

|             |      |     |
|-------------|------|-----|
| * Tampa Bay | 9-8  | 4-2 |
| New Orleans | 9-8  | 4-2 |
| Atlanta     | 7-10 | 3-3 |
| Carolina    | 2-15 | 1-5 |

## 2022 Overall Division

|             |      |     |
|-------------|------|-----|
| * Tampa Bay | 8-9  | 4-2 |
| Carolina    | 7-10 | 4-2 |
| New Orleans | 7-10 | 2-4 |
| Atlanta     | 7-10 | 2-4 |

## 2021 Overall Division

|             |      |     |
|-------------|------|-----|
| * Tampa Bay | 13-4 | 4-2 |
| New Orleans | 9-8  | 4-2 |
| Atlanta     | 7-10 | 2-4 |
| Carolina    | 5-12 | 2-4 |

## 2020 Overall Division

|               |      |     |
|---------------|------|-----|
| * New Orleans | 12-4 | 6-0 |
| * Tampa Bay   | 11-5 | 4-2 |
| Carolina      | 5-11 | 1-5 |
| Atlanta       | 4-12 | 1-5 |

## 2019 Overall Division

|               |      |     |
|---------------|------|-----|
| * New Orleans | 13-3 | 5-1 |
| Atlanta       | 7-9  | 4-2 |
| Tampa Bay     | 7-9  | 2-4 |
| Carolina      | 5-11 | 1-5 |

## 2018 Overall Division

|               |      |     |
|---------------|------|-----|
| * New Orleans | 13-3 | 4-2 |
| Atlanta       | 7-9  | 4-2 |
| Carolina      | 7-9  | 2-4 |
| Tampa Bay     | 5-11 | 2-4 |

## 2017 Overall Division

|               |      |     |
|---------------|------|-----|
| * New Orleans | 11-5 | 4-2 |
| * Carolina    | 11-5 | 3-3 |
| * Atlanta     | 10-6 | 4-2 |
| Tampa Bay     | 5-11 | 1-5 |

## 2016 Overall Division

|             |      |     |
|-------------|------|-----|
| * Atlanta   | 11-5 | 5-5 |
| Tampa Bay   | 9-7  | 4-2 |
| New Orleans | 7-9  | 2-4 |
| Carolina    | 6-10 | 1-5 |

## 2015 Overall Division

|             |      |     |
|-------------|------|-----|
| * Carolina  | 15-1 | 5-1 |
| Atlanta     | 8-8  | 1-5 |
| New Orleans | 7-9  | 3-3 |
| Tampa Bay   | 6-10 | 3-3 |

## 2014 Overall Division

|               |       |     |
|---------------|-------|-----|
| * Carolina    | 7-8-1 | 4-2 |
| * New Orleans | 7-9   | 3-3 |
| Atlanta       | 6-10  | 5-1 |
| Tampa Bay     | 2-14  | 0-6 |

## 2013 Overall Division

|               |      |     |
|---------------|------|-----|
| * Carolina    | 12-4 | 5-1 |
| * New Orleans | 11-5 | 5-1 |
| Atlanta       | 4-12 | 1-5 |
| Tampa Bay     | 4-12 | 1-5 |

## 2012 Overall Division

|             |      |     |
|-------------|------|-----|
| * Atlanta   | 13-3 | 3-3 |
| Carolina    | 7-9  | 3-3 |
| New Orleans | 7-9  | 3-3 |
| Tampa Bay   | 7-9  | 3-3 |

## 2011 Overall Division

|               |      |     |
|---------------|------|-----|
| * New Orleans | 13-3 | 5-1 |
| * Atlanta     | 10-6 | 3-3 |
| Carolina      | 6-10 | 2-4 |
| Tampa Bay     | 4-12 | 2-4 |

## 2010 Overall Division

|               |      |     |
|---------------|------|-----|
| * Atlanta     | 13-3 | 5-1 |
| * New Orleans | 11-5 | 4-2 |
| Tampa Bay     | 10-6 | 3-3 |
| Carolina      | 2-14 | 0-6 |

## 2009 Overall Division

|               |      |     |
|---------------|------|-----|
| * New Orleans | 13-3 | 4-2 |
| Atlanta       | 9-7  | 3-3 |
| Carolina      | 8-8  | 4-2 |
| Tampa Bay     | 3-13 | 1-5 |

## 2008 Overall Division

|             |      |     |
|-------------|------|-----|
| * Carolina  | 12-4 | 4-2 |
| * Atlanta   | 11-5 | 3-3 |
| Tampa Bay   | 9-7  | 3-3 |
| New Orleans | 8-8  | 2-4 |

## 2007 Overall Division

|             |      |     |
|-------------|------|-----|
| * Tampa Bay | 9-7  | 5-1 |
| Carolina    | 7-9  | 3-3 |
| New Orleans | 7-9  | 3-3 |
| Atlanta     | 4-12 | 1-5 |

## 2006 Overall Division

|               |      |     |
|---------------|------|-----|
| * New Orleans | 10-6 | 4-2 |
| Carolina      | 8-8  | 5-1 |
| Atlanta       | 7-9  | 3-3 |
| Tampa Bay     | 4-12 | 0-6 |

## 2005 Overall Division

|             |      |     |
|-------------|------|-----|
| * Tampa Bay | 11-5 | 5-1 |
| * Carolina  | 11-5 | 4-2 |
| Atlanta     | 8-8  | 2-4 |
| New Orleans | 3-13 | 1-5 |

## 2004 Overall Division

|               |      |     |
|---------------|------|-----|
| * Atlanta     | 11-5 | 4-2 |
| * New Orleans | 8-8  | 3-3 |
| Carolina      | 7-9  | 3-3 |
| Tampa Bay     | 5-11 | 2-4 |

## 2003 Overall Division

|               |      |     |
|---------------|------|-----|
| * Carolina    | 11-5 | 5-1 |
| * New Orleans | 8-8  | 3-3 |
| Tampa Bay     | 7-9  | 2-4 |
| Atlanta       | 5-11 | 2-4 |

## 2002 Overall Division

|             |       |     |
|-------------|-------|-----|
| * Tampa Bay | 12-4  | 4-2 |
| * Atlanta   | 9-6-1 | 4-2 |
| New Orleans | 9-7   | 3-3 |
| Carolina    | 7-9   | 1-5 |

## 2001 Overall Division

|             |      |     |
|-------------|------|-----|
| * Chicago   | 13-3 | 6-2 |
| * Green Bay | 12-4 | 6-2 |
| * Tampa Bay | 9-7  | 4-4 |
| Minnesota   | 5-11 | 3-5 |
| Detroit     | 2-14 | 1-7 |

## 2000 Overall Division

|             |      |     |
|-------------|------|-----|
| * Minnesota | 11-5 | 5-3 |
| * Tampa Bay | 10-6 | 4-4 |
| Green Bay   | 9-7  | 5-3 |
| Detroit     | 9-7  | 3-5 |
| Chicago     | 5-11 | 3-5 |

## 1999 Overall Division

|             |      |     |
|-------------|------|-----|
| * Tampa Bay | 11-5 | 5-3 |
| * Minnesota | 10-6 | 4-4 |
| * Detroit   | 8-8  | 4-4 |
| Green Bay   | 8-8  | 4-4 |
| Chicago     | 6-10 | 3-5 |

## 1998 Overall Division

|             |      |     |
|-------------|------|-----|
| * Minnesota | 15-1 | 7-1 |
| * Green Bay | 11-5 | 4-4 |
| Tampa Bay   | 8-8  | 4-4 |
| Detroit     | 5-11 | 4-4 |
| Chicago     | 4-12 | 1-7 |

## 1997 Overall Division

|             |      |     |
|-------------|------|-----|
| * Green Bay | 13-3 | 7-1 |
| * Tampa Bay | 10-6 | 3-5 |
| * Minnesota | 9-7  | 6-2 |
| * Detroit   | 9-7  | 3-5 |
| Chicago     | 4-12 | 1-7 |

## 1996 Overall Division

|             |      |     |
|-------------|------|-----|
| * Green Bay | 13-3 | 7-1 |
| Minnesota   | 9-7  | 5-3 |
| Chicago     | 7-9  | 3-5 |
| Tampa Bay   | 6-10 | 2-6 |
| Detroit     | 5-11 | 3-5 |

## 1995 Overall Division

|             |      |     |
|-------------|------|-----|
| * Green Bay | 11-5 | 5-3 |
| * Detroit   | 10-6 | 6-2 |
| Chicago     | 9-7  | 4-4 |
| Minnesota   | 8-8  | 3-5 |
| Tampa Bay   | 7-9  | 2-6 |

## 1994 Overall Division

|             |      |     |
|-------------|------|-----|
| * Minnesota | 10-6 | 5-3 |
| * Detroit   | 9-7  | 6-2 |
| * Chicago   | 9-7  | 4-4 |
| * Green Bay | 9-7  | 3-5 |
| Tampa Bay   | 6-10 | 2-6 |

## 1993 Overall Division

|             |      |     |
|-------------|------|-----|
| * Detroit   | 10-6 | 4-4 |
| * Minnesota | 9-7  | 6-2 |
| * Chicago   | 9-7  | 4-4 |
| Green Bay   | 7-9  | 3-5 |
| Tampa Bay   | 5-11 | 3-5 |

## 1992 Overall Division

|             |      |     |
|-------------|------|-----|
| * Minnesota | 11-5 | 7-1 |
| Green Bay   | 9-7  | 4-4 |
| Tampa Bay   | 5-11 | 3-5 |
| Chicago     | 5-11 | 3-5 |
| Detroit     | 5-11 | 3-5 |

## 1991 Overall Division

|           |      |     |
|-----------|------|-----|
| * Detroit | 12-4 | 6-2 |
| * Chicago | 11-5 | 7-1 |
| Minnesota | 8-8  | 3-5 |
| Green Bay | 4-12 | 3-5 |
| Tampa Bay | 3-13 | 1-7 |

## 1990 Overall Division

|           |      |     |
|-----------|------|-----|
| * Chicago | 11-5 | 6-2 |
| Tampa Bay | 6-10 | 5-3 |
| Detroit   | 6-10 | 3-5 |
| Green Bay | 6-10 | 3-5 |
| Minnesota | 6-10 | 3-5 |

## 1989 Overall Division

|             |      |     |
|-------------|------|-----|
| * Minnesota | 10-6 | 6-2 |
| Green Bay   | 10-6 | 5-3 |
| Detroit     | 7-9  | 4-4 |
| Chicago     | 6-10 | 2-6 |
| Tampa Bay   | 5-11 | 3-5 |

## 1988 Overall Division

|             |      |     |
|-------------|------|-----|
| * Chicago   | 12-4 | 6-2 |
| * Minnesota | 11-5 | 6-2 |
| Tampa Bay   | 5-11 | 4-4 |
| Detroit     | 4-12 | 2-6 |
| Green Bay   | 4-12 | 2-6 |

# ALL-TIME DIVISIONAL STANDINGS

2002-Pres. Bucs compete in NFC South • 1977-2001 Bucs competed in NFC Central • 1976 Bucs competed in AFC West

## 1987

|             | Overall Division |     |
|-------------|------------------|-----|
| • Chicago   | 11-4             | 7-0 |
| • Minnesota | 8-7              | 3-5 |
| Green Bay   | 5-9-1            | 3-4 |
| Tampa Bay   | 4-11             | 3-4 |
| Detroit     | 4-11             | 2-5 |

## 1986

|           | Overall Division |     |
|-----------|------------------|-----|
| • Chicago | 14-2             | 7-1 |
| Minnesota | 8-8              | 6-2 |
| Detroit   | 5-11             | 3-5 |
| Green Bay | 4-12             | 3-5 |
| Tampa Bay | 2-14             | 1-7 |

## 1985

|           | Overall Division |     |
|-----------|------------------|-----|
| • Chicago | 15-1             | 8-0 |
| Green Bay | 8-8              | 6-2 |
| Minnesota | 7-9              | 3-5 |
| Detroit   | 7-9              | 2-6 |
| Tampa Bay | 2-14             | 1-7 |

## 1984

|           | Overall Division |     |
|-----------|------------------|-----|
| • Chicago | 10-6             | 7-1 |
| Green Bay | 8-8              | 5-3 |
| Tampa Bay | 6-10             | 3-5 |
| Detroit   | 4-11-1           | 3-5 |
| Minnesota | 3-13             | 2-6 |

## 1983

|           | Overall Division |     |
|-----------|------------------|-----|
| • Detroit | 9-7              | 7-1 |
| Green Bay | 8-8              | 4-4 |
| Chicago   | 8-8              | 4-4 |
| Minnesota | 8-8              | 4-4 |
| Tampa Bay | 2-14             | 1-7 |

## 1982

|                                      | Overall Division |     |
|--------------------------------------|------------------|-----|
| (No official champion due to strike) |                  |     |
| • Green Bay                          | 5-3-1            | 1-2 |
| • Minnesota                          | 5-4              | 3-1 |
| • Tampa Bay                          | 5-4              | 2-1 |
| • Detroit                            | 4-5              | 3-3 |
| Chicago                              | 4-5              | 1-3 |

## 1981

|             | Overall Division |     |
|-------------|------------------|-----|
| • Tampa Bay | 9-7              | 6-2 |
| Detroit     | 8-8              | 4-4 |
| Green Bay   | 8-8              | 4-4 |
| Minnesota   | 7-9              | 4-4 |
| Chicago     | 6-10             | 2-6 |

## 1980

|             | Overall Division |       |
|-------------|------------------|-------|
| • Minnesota | 9-7              | 5-3   |
| Detroit     | 9-7              | 5-3   |
| Chicago     | 7-9              | 5-3   |
| Tampa Bay   | 5-10-1           | 1-6-1 |
| Green Bay   | 5-10-1           | 3-4-1 |

## 1979

|             | Overall Division |     |
|-------------|------------------|-----|
| • Tampa Bay | 10-6             | 6-2 |
| • Chicago   | 10-6             | 5-3 |
| Minnesota   | 7-9              | 5-3 |
| Green Bay   | 5-11             | 3-5 |
| Detroit     | 2-14             | 1-7 |

## 1978

|             | Overall Division |       |
|-------------|------------------|-------|
| • Minnesota | 8-7-1            | 5-2-1 |
| Green Bay   | 8-7-1            | 5-2-1 |
| Detroit     | 7-9              | 4-4   |
| Chicago     | 7-9              | 3-5   |
| Tampa Bay   | 5-11             | 2-6   |

## 1977

|             | Overall Division |     |
|-------------|------------------|-----|
| • Minnesota | 9-5              | 6-1 |
| • Chicago   | 9-5              | 6-1 |
| Detroit     | 6-8              | 2-5 |
| Green Bay   | 4-10             | 2-5 |
| Tampa Bay   | 2-12             | 0-4 |

## 1976

|             | Overall Division |     |
|-------------|------------------|-----|
| • Oakland   | 13-1             | 7-0 |
| Denver      | 9-5              | 5-2 |
| San Diego   | 6-8              | 2-5 |
| Kansas City | 5-9              | 2-5 |
| Tampa Bay   | 0-14             | 0-4 |

FRONT OFFICE

PLAYERS

2023 REVIEW

HISTORY

RECORDS

SIDELINES

# ALL-TIME ATTENDANCE

(Regular Season Only)

| YEAR          | HOME GAMES | ATTENDANCE        | AVG           | YEAR          | ROAD GAMES | ATTENDANCE        | AVG           |
|---------------|------------|-------------------|---------------|---------------|------------|-------------------|---------------|
| 1976          | 7          | 309,184           | 44,169        | 1976          | 7          | 324,086           | 46,298        |
| 1977          | 7          | 368,458           | 52,637        | 1977          | 7          | 341,766           | 48,824        |
| 1978          | 8          | 504,436           | 63,054        | 1978          | 8          | 396,292           | 49,537        |
| 1979          | 8          | 545,980           | 68,248        | 1979          | 8          | 436,994           | 54,624        |
| 1980          | 8          | 522,785           | 65,348        | 1980          | 8          | 437,098           | 54,637        |
| 1981          | 8          | 536,936           | 67,117        | 1981          | 8          | 465,102           | 58,138        |
| 1982          | 5          | 328,660           | 65,732        | 1982          | 4          | 197,874           | 49,469        |
| 1983          | 8          | 398,414           | 49,802        | 1983          | 8          | 476,909           | 59,614        |
| 1984          | 8          | 362,856           | 45,357        | 1984          | 8          | 431,596           | 53,950        |
| 1985          | 8          | 310,027           | 38,753        | 1985          | 8          | 374,307           | 46,788        |
| 1986          | 8          | 320,647           | 40,081        | 1986          | 8          | 349,832           | 43,729        |
| 1987          | 7          | 303,676           | 43,382        | 1987          | 8          | 361,959           | 45,245        |
| 1988          | 8          | 388,257           | 48,532        | 1988          | 8          | 364,421           | 45,553        |
| 1989          | 8          | 439,685           | 54,961        | 1989          | 8          | 412,571           | 51,571        |
| 1990          | 8          | 455,776           | 56,972        | 1990          | 8          | 440,138           | 55,017        |
| 1991          | 8          | 375,016           | 46,877        | 1991          | 8          | 419,459           | 52,432        |
| 1992          | 8          | 397,586           | 49,698        | 1992          | 8          | 415,198           | 51,900        |
| 1993          | 8          | 377,498           | 47,187        | 1993          | 8          | 474,685           | 59,336        |
| 1994          | 8          | 367,443           | 45,930        | 1994          | 8          | 418,623           | 52,328        |
| 1995          | 8          | 473,546           | 59,193        | 1995          | 8          | 431,130           | 53,891        |
| 1996          | 8          | 333,350           | 41,669        | 1996          | 8          | 437,307           | 54,663        |
| 1997          | 8          | 543,514           | 67,939        | 1997          | 8          | 459,316           | 57,415        |
| 1998          | 8          | 518,047           | 64,756        | 1998          | 8          | 491,128           | 61,391        |
| 1999          | 8          | 522,691           | 65,336        | 1999          | 8          | 478,176           | 59,772        |
| 2000          | 8          | 524,775           | 65,597        | 2000          | 8          | 555,954           | 69,494        |
| 2001          | 8          | 524,498           | 65,562        | 2001          | 8          | 513,830           | 64,229        |
| 2002          | 8          | 525,009           | 65,626        | 2002          | 8          | 519,889           | 64,986        |
| 2003          | 8          | 524,352           | 65,544        | 2003          | 8          | 562,981           | 70,373        |
| 2004          | 8          | 522,720           | 65,340        | 2004          | 8          | 523,354           | 65,419        |
| 2005          | 8          | 521,741           | 65,218        | 2005          | 8          | 523,095           | 65,387        |
| 2006          | 8          | 524,661           | 65,583        | 2006          | 8          | 546,120           | 68,265        |
| 2007          | 8          | 522,530           | 65,316        | 2007          | 8          | 537,314           | 67,164        |
| 2008          | 8          | 516,088           | 64,511        | 2008          | 8          | 532,965           | 66,621        |
| 2009          | 8*         | 525,194           | 65,649        | 2009          | 8          | 568,475           | 71,059        |
| 2010          | 8          | 394,513           | 49,314        | 2010          | 8          | 542,501           | 67,812        |
| 2011          | 8**        | 473,281           | 59,160        | 2011          | 8          | 545,969           | 68,246        |
| 2012          | 8          | 440,819           | 55,102        | 2012          | 8          | 563,638           | 70,455        |
| 2013          | 8          | 470,548           | 58,819        | 2013          | 8          | 545,574           | 68,197        |
| 2014          | 8          | 476,273           | 59,534        | 2014          | 8          | 546,545           | 68,318        |
| 2015          | 8          | 492,480           | 61,560        | 2015          | 8          | 548,916           | 68,615        |
| 2016          | 8          | 484,998           | 60,625        | 2016          | 8          | 569,602           | 71,200        |
| 2017          | 8          | 479,618           | 59,952        | 2017          | 8          | 557,343           | 69,668        |
| 2018          | 8          | 434,855           | 54,357        | 2018          | 8          | 564,988           | 70,624        |
| 2019          | 8***       | 415,189           | 51,899        | 2019          | 8          | 534,879           | 66,860        |
| 2020 +        | 8          | 101,383           | 12,673        | 2020 +        | 8          | 21,744            | 2,718         |
| 2021          | 8          | 522,980           | 65,373        | 2021          | 9          | 600,333           | 66,704        |
| 2022          | 9****      | 620,898           | 68,989        | 2022          | 8          | 574,910           | 71,864        |
| 2023          | 8          | 510,321           | 63,790        | 2023          | 9          | 629,740           | 69,971        |
| <b>TOTALS</b> | <b>372</b> | <b>21,011,990</b> | <b>56,484</b> | <b>TOTALS</b> | <b>373</b> | <b>22,539,882</b> | <b>60,429</b> |

\*Home game vs. New England (10/25/09) was played as part of the NFL's International Series at Wembley Stadium, London, England (84,254). \*\*Home game vs. Chicago (10/23/11) was played at Wembley Stadium, London, England (76,981). \*\*\*Home game vs. Carolina (10/13/19) was played at Tottenham Hotspur Stadium in London, England (60,087). + 2020 season not factored into totals due to COVID-19 pandemic. \*\*\*\*Home game vs. Seattle (11/13/22) was played at Allianz Arena in Munich, Germany (69,811).



# TOP 20 SINGLE GAME ATTENDANCE

|  | DATE     | OPPONENT         | SCORE | RESULT | CROWD  |
|--|----------|------------------|-------|--------|--------|
| <b>Raymond James Stadium - Top 10 Attendance</b> |          |                  |       |        |        |
| 1.   | 12/18/22 | Cincinnati       | 23-34 | L      | 69,305 |
| 2.   | 1/1/23   | Carolina         | 30-24 | W      | 69,298 |
| 3.   | 9/25/22  | Green Bay        | 12-14 | L      | 69,197 |
| 4.   | 69,145   | * Dallas         | 14-31 | L      | 69,145 |
| 5.   | 11/6/22  | Los Angeles Rams | 16-13 | W      | 69,019 |
| 6.   | 10/27/22 | Baltimore        | 22-27 | L      | 68,912 |
| 7.   | 12/5/22  | New Orleans      | 17-16 | W      | 68,709 |
| 8.   | 10/2/22  | Kansas City      | 31-41 | L      | 68,348 |
| 9.   | 10/9/22  | Atlanta          | 21-15 | W      | 68,299 |
| 10.  | 10/15/23 | Detroit          | 6-20  | L      | 65,854 |
| 11.  | 1/15/00  | * Washington     | 14-13 | W      | 65,835 |
| 12.  | 10/22/06 | Philadelphia     | 23-21 | W      | 65,808 |
| 13.  | 12/19/21 | New Orleans      | 0-9   | L      | 65,744 |
| 14t.   | 12/31/23 | New Orleans      | 13-23 | L      | 65,741 |
| 14t.   | 12/6/99  | Minnesota        | 24-17 | W      | 65,741 |
| 16.  | 10/15/06 | Cincinnati       | 14-13 | W      | 65,732 |
| 17.  | 12/26/99 | Green Bay        | 29-10 | W      | 65,723 |
| 18.  | 11/19/06 | Washington       | 20-17 | W      | 65,699 |
| 19.  | 12/10/06 | Atlanta          | 17-6  | L      | 65,691 |
| 20.  | 12/23/02 | Pittsburgh       | 17-7  | L      | 65,684 |

\* Playoff Game

Note: For the 2022 NFL season, the seating capacity at Raymond James Stadium was raised by 3,600 seats to nearly 70,000.

# ALL-TIME ROSTER

To be listed on the all-time roster, a player must have been on the roster for at least one regular-season game. The 44 players who participated in 1987 replacement games only are listed separately at the end.

Red indicates active with Buccaneers.

| PLAYER              | POS.  | NUMBER     | SCHOOL                 | SEASONS | YEARS       | GP  | GS  |
|---------------------|-------|------------|------------------------|---------|-------------|-----|-----|
| A                   |       |            |                        |         |             |     |     |
| Abdullah, Rabih     | RB    | 26, 27     | Lehigh                 | 4       | 1998-01     | 43  | 1   |
| Abraham, Clifton    | CB    | 26         | Florida State          | 1       | 1995        | 6   | 0   |
| Abraham, Donnie     | CB    | 21         | East Tennessee State   | 6       | 1996-01     | 92  | 78  |
| Acho, Sam           | LB    | 96         | Texas                  | 1       | 2019        | 8   | 0   |
| Acorn, Fred         | CB    | 27         | Texas                  | 1       | 1984        | 16  | 1   |
| Adams, Andrew       | S     | 26         | Connecticut            | 4       | 2018-21     | 57  | 18  |
| Adams, Blue         | CB/S  | 46         | Cincinnati             | 2       | 2005-06     | 29  | 0   |
| Adams, Gaines       | DE    | 90         | Clemson                | 3       | 2007-09     | 37  | 29  |
| Adams, Kyle         | TE    | 86         | Purdue                 | 1       | 2013        | 5   | 1   |
| Adams, Michael      | CB    | 21         | Louisiana-Lafayette    | 1       | 2013        | 6   | 0   |
| Adams, Scott        | G     | 71         | Georgia                | 1       | 1996        | 7   | 2   |
| Adams, Theo         | T     | 73         | Hawaii                 | 1       | 1993        | 7   | 0   |
| Adjei-Barimah, Jude | CB    | 38         | Bowling Green          | 2       | 2015-16     | 23  | 8   |
| Aguayo, Roberto     | K     | 19         | Florida State          | 1       | 2016        | 16  | 0   |
| Ahanotu, Chidi      | DE/DT | 72, 90, 95 | California             | 9       | 1993-00; 04 | 121 | 109 |
| Alexander, Elijah   | LB    | 59         | Kansas State           | 1       | 1992        | 12  | 0   |
| Alexander, Kwon     | LB    | 58         | LSU                    | 4       | 2015-18     | 46  | 46  |
| Allen, Beau         | DT    | 91         | Wisconsin              | 2       | 2018-19     | 27  | 8   |
| Allen, Greg         | RB    | 28         | Florida State          | 1       | 1986        | 2   | 0   |
| Allen, Josh         | OL    | 61         | Louisiana-Monroe       | 1       | 2014, 2016  | 4   | 0   |
| Allen, Roger        | G     | 73         | Missouri Western State | 1       | 2012        | 4   | 0   |
| Allen, Will         | S     | 26, 37     | Ohio State             | 6       | 2004-09     | 84  | 26  |
| Alston, Jon         | LB    | 50         | Stanford               | 1       | 2010*       | 0   | 0   |
| Alstott, Mike       | FB    | 40         | Purdue                 | 12      | 1996-07*    | 158 | 137 |
| Alward, Tom         | G     | 67         | Nebraska               | 1       | 1976        | 14  | 9   |
| Anderson, Brandon   | CB    | 38         | Akron                  | 1       | 2009        | 3   | 0   |
| Anderson, Darren    | CB    | 44         | Toledo                 | 2       | 1992-93     | 15  | 1   |
| Anderson, Don       | CB    | 23         | Purdue                 | 1       | 1987        | 11  | 0   |
| Anderson, Gary      | RB    | 40         | Arkansas               | 4       | 1990-93     | 53  | 23  |
| Anderson, Jerry     | S     | 31         | Oklahoma               | 1       | 1978        | 2   | 0   |
| Anderson, Jesse     | TE    | 89         | Mississippi State      | 3       | 1990-92     | 32  | 4   |
| Anderson, Vince     | S     | 37         | Webber International   | 1       | 2010        | 3   | 0   |
| Andrus, Shane       | K     | 3          | Murray State           | 1       | 2009        | 3   | 0   |
| Anger, Bryan        | P     | 9          | California             | 3       | 2016-18     | 48  | 0   |
| Anno, Sam           | LB    | 56         | Southern California    | 3       | 1989-91     | 48  | 0   |
| Anthony, Reidel     | WR    | 85         | Florida                | 5       | 1997-01     | 73  | 38  |
| Anthony, Terry      | WR    | 85         | Florida State          | 2       | 1990-91     | 10  | 0   |
| Arbubakrr, Hasson   | DE    | 69         | Texas Tech             | 1       | 1983        | 16  | 1   |
| Ari, Obed           | PK    | 2          | Clemson                | 1       | 1984        | 16  | 0   |
| Armstrong, Adger    | FB    | 46, 40     | Texas A&M              | 3       | 1983-85     | 42  | 14  |
| Armstrong, Tyji     | TE    | 86         | Mississippi            | 4       | 1992-95     | 59  | 28  |
| Arrington, Kyle     | CB    | 29         | Hofstra                | 1       | 2009        | 1   | 0   |
| Asante, Larry       | S     | 22         | Nebraska               | 2       | 2010-2011   | 12  | 0   |
| Askew, B.J.         | FB    | 35         | Michigan               | 3       | 2007-09     | 28  | 15  |
| Auclair, Antony     | TE    | 82         | Laval                  | 4       | 2017-20     | 40  | 20  |
| Austin, Cliff       | RB    | 39         | Clemson                | 1       | 1987        | 3   | 2   |
| Austin, Darrell     | G/C/T | 69         | South Carolina         | 2       | 1979-80     | 24  | 2   |
| Austin, Eric        | S     | 27         | Jackson State          | 1       | 1996        | 2   | 0   |
| Avery, Genard       | OLB   | 59         | Memphis                | 1       | 2022        | 9   | 0   |
| Ayers Jr., Robert   | DE    | 91         | Tennessee              | 2       | 2016-17     | 24  | 20  |
| B                   |       |            |                        |         |             |     |     |
| Baber, Billy        | TE    | 44         | Virginia               | 1       | 2004        | 1   | 0   |
| Bailey, Don         | C     | 61         | Miami (FL)             | 1       | 1983        | 0   | 0   |
| Bailey, Zack        | G     | 61         | South Carolina         | 1       | 2019        | 0   | 0   |
| Baker, Chris        | DT    | 90         | Hampton                | 1       | 2017        | 15  | 14  |
| Ball, Larry         | LB    | 53         | Louisville             | 1       | 1976        | 13  | 0   |
| Banks, Johnthan     | CB    | 27         | Mississippi State      | 4       | 2013-16     | 50  | 37  |
| Barber, Chris       | CB    | 33         | North Carolina A&T     | 1       | 1992        | 3   | 0   |
| Barber, Mike        | WR    | 84         | Marshall               | 1       | 1992        | 2   | 0   |
| Barber, Peyton      | RB    | 43, 25     | Auburn                 | 4       | 2016-19     | 63  | 28  |

|                     |           |           |                      |          |                |           |          |
|---------------------|-----------|-----------|----------------------|----------|----------------|-----------|----------|
| Barber, Ronde       | CB        | 20        | Virginia             | 16       | 1997-12        | 241       | 232      |
| Barker, Will        | T         | 61        | Virginia             | 1        | 2010           | 3         | 0        |
| Barlow, Reggie      | WR        | 84        | Alabama State        | 2        | 2002-03        | 13        | 1        |
| Barner, Kenjon      | RB        | 44, 38    | Oregon               | 3        | 2020-22*       | 9         | 0        |
| Barnes, Darian      | FB        | 30        | Hampton              | 2        | 2002-03        | 20        | 0        |
| Barnhardt, Tommy    | P         | 6         | North Carolina       | 3        | 1996-98        | 38        | 0        |
| Barrett, David      | RB        | 30        | Houston              | 1        | 1982           | 7         | 0        |
| Barrett, Shaquil    | LB        | 58, 7     | Colorado State       | 5        | 2019-23        | 70        | 70       |
| Barron, Mark        | S         | 24, 23    | Alabama              | 3        | 2012-14        | 37        | 37       |
| Bartalo, Steve      | RB        | 42        | Colorado State       | 1        | 1987           | 9         | 0        |
| Barth, Connor       | K         | 10        | North Carolina       | 6        | 2009-13*, 2015 | 168       | 0        |
| Battaglia, Marco    | TE        | 81        | Rutgers              | 1        | 2002           | 2         | 0        |
| Bax, Carl           | G         | 75        | Missouri             | 2        | 1989-90        | 15        | 10       |
| Beasley, Cole       | WR        | 15        | Southern Methodist   | 1        | 2022           | 2         | 0        |
| Becht, Anthony      | TE        | 88        | West Virginia        | 3        | 2005-07        | 48        | 34       |
| Beckles, Ian        | G         | 62        | Indiana              | 7        | 1990-96        | 101       | 97       |
| Beckwith, Kendall   | LB        | 51        | LSU                  | 1        | 2017           | 16        | 9        |
| Bell, Jerry         | TE        | 82        | Arizona State        | 5        | 1982-86        | 60        | 30       |
| Bell, Kerwin        | QB        | 11        | Florida              | 1        | 1989           | 0         | 0        |
| Bell, Le'Veon       | RB        | 6         | Michigan State       | 1        | 2021           | 3         | 0        |
| Bell, Quinton       | LB        | 57        | Prairie View A&M     | 1        | 2020           | 5         | 0        |
| Bell, Ricky         | RB        | 42        | Southern California  | 5        | 1977-81        | 60        | 50       |
| Bell, Theo          | WR        | 83        | Arizona              | 5        | 1981-85        | 71        | 13       |
| Bellisari, Greg     | LB        | 52        | Ohio State           | 2        | 1997-98        | 16        | 0        |
| Benenoch, Caleb     | OL        | 77        | UCLA                 | 4        | 2016-19        | 35        | 22       |
| Benjamin, Ryan      | LS        | 66        | South Florida        | 2        | 2002-03        | 26        | 0        |
| Benn, Arrelouis     | WR        | 17        | Illinois             | 3        | 2010-12        | 37        | 24       |
| Bennett, Charles    | DE        | 93, 92    | Clemson              | 2        | 2006-07*       | 3         | 0        |
| Bennett, Michael A. | RB        | 29        | Wisconsin            | 2        | 2007-08        | 13        | 1        |
| Bennett, Michael    | DL        | 71        | Texas A&M            | 4        | 2009-12        | 50        | 28       |
| Bernard, Giovanni   | RB        | 25        | North Carolina       | 2        | 2021-22        | 20        | 0        |
| Berns, Rick         | RB        | 36        | Nebraska             | 2        | 1979-80        | 32        | 3        |
| Bidwell, Josh       | P         | 9         | Oregon               | 6        | 2004-09*       | 80        | 0        |
| Biggers, E.J.       | CB        | 31        | Western Michigan     | 4        | 2009-12*       | 45        | 24       |
| Bishop, Harold      | TE        | 89        | Louisiana State      | 1        | 1994           | 6         | 0        |
| Black, Ahmad        | S         | 43        | Florida              | 3        | 2011-13        | 24        | 3        |
| Black, Quincy       | LB        | 58        | New Mexico           | 6        | 2007-12        | 81        | 40       |
| Blackman, Ken       | G         | 66        | Illinois             | 1        | 1999           | 0         | 0        |
| Blados, Brian       | G         | 69        | South Carolina       | 1        | 1992           | 2         | 0        |
| Blahak, Joe         | CB        | 21        | Nebraska             | 1        | 1976           | 2         | 1        |
| Blanchard, Tom      | P         | 16        | Oregon               | 3        | 1979-81        | 35        | 0        |
| Bligen, Dennis      | RB        | 38        | St. John's           | 1        | 1986           | 2         | 0        |
| Blount, Jeb         | QB        | 17        | Tulsa                | 1        | 1977           | 5         | 4        |
| Blount, LeGarrette  | RB        | 27        | Oregon               | 3        | 2010-12        | 40        | 21       |
| Boatner, Mack       | RB        | 34        | Southeast Louisiana  | 1        | 1986           | 7         | 0        |
| Bolden, Juran       | CB        | 21        | Mississippi Delta    | 2        | 2005-06        | 32        | 13       |
| Bond, Devante       | LB        | 59        | Oklahoma             | 4        | 2016-19        | 29        | 6        |
| Bonness, Rik        | LB        | 53        | Nebraska             | 3        | 1977-79        | 45        | 2        |
| Booty, John         | S         | 44        | TCU                  | 1        | 1995           | 7         | 2        |
| Boryla, Mike        | QB        | 10        | Stanford             | 2        | 1977-78*       | 1         | 1        |
| Boston, David       | WR        | 89        | Ohio State           | 1        | 2007           | 0         | 0        |
| Bouie, Tony         | S         | 23        | Arizona              | 4        | 1995-98        | 57        | 4        |
| Bowers, Da'Quan     | DE        | 91        | Clemson              | 5        | 2011-15        | 53        | 10       |
| Boyett, Lon         | TE        | 84        | Cal State-Northridge | 1        | 1977           | 0         | 0        |
| Bradford, Allen     | RB        | 21        | Southern California  | 1        | 2011           | 1         | 0        |
| Bradley, Jon        | DT        | 73, 91    | Arkansas State       | 3        | 2004-06        | 26        | 3        |
| Bradley, Mark       | WR        | 16        | Oklahoma             | 1        | 2009           | 0         | 0        |
| Brady, Ed           | LB        | 53        | Illinois             | 4        | 1992-95        | 64        | 0        |
| Brady, Jeff         | LB        | 57        | Kentucky             | 1        | 1994           | 16        | 0        |
| Brady, Ricky        | TE        | 49        | Oklahoma             | 1        | 1997^          | 0         | 0        |
| Brady, Tom          | QB        | 12        | Michigan             | 3        | 2020-22        | 50        | 50       |
| Braggs, Byron       | DE        | 71        | Alabama              | 1        | 1984           | 14        | 0        |
| Brantley, Scot      | LB        | 52        | Florida              | 8        | 1980-87        | 114       | 71       |
| Branton, Gene       | TE/WR     | 80        | Texas Southern       | 2        | 1983, 85       | 3         | 0        |
| Brate, Cameron      | TE        | 84        | Harvard              | 9        | 2014-22        | 126       | 33       |
| Brien, Doug         | K         | 4         | California           | 1        | 2001           | 2         | 0        |
| Bright, Leon        | RB/KR     | 29        | Florida State        | 2        | 1984-85        | 20        | 0        |
| Brindza, Kyle       | K         | 2         | Notre Dame           | 1        | 2015           | 4         | 0        |
| Briscoe, Dezmon     | WR        | 89        | Kansas               | 2        | 2010-2011      | 18        | 2        |
| <b>Britt, K.J.</b>  | <b>LB</b> | <b>52</b> | <b>Auburn</b>        | <b>3</b> | <b>2021-23</b> | <b>45</b> | <b>4</b> |
| Brooks, Derrick     | LB        | 55        | Florida State        | 14       | 1995-08        | 224       | 221      |

## FRONT OFFICE

|                   |      |        |                      |   |         |     |    |
|-------------------|------|--------|----------------------|---|---------|-----|----|
| Brooks, James     | RB   | 20     | Auburn               | 1 | 1992    | 2   | 0  |
| Brooks, Reggie    | RB   | 41     | Notre Dame           | 1 | 1996    | 11  | 4  |
| Brown, Aaron      | LB   | 55     | Ohio State           | 3 | 1978-80 | 44  | 2  |
| Brown, Antonio    | WR   | 81     | Central Michigan     | 2 | 2020-21 | 15  | 7  |
| Brown, Cedric     | S    | 34     | Kent                 | 9 | 1976-84 | 100 | 95 |
| Brown, Kourtnei   | DE   | 91     | Clemson              | 1 | 2015    | 4   | 0  |
| Brown, Lomas      | T    | 75     | Florida              | 1 | 2002    | 11  | 0  |
| Brown, Selwyn     | S    | 28     | Miami (FL)           | 1 | 1988    | 4   | 0  |
| Brown, Tim        | WR   | 81     | Notre Dame           | 1 | 2004    | 15  | 4  |
| Browner, Joey     | S    | 47     | Southern California  | 1 | 1992    | 7   | 2  |
| Browner, Keith    | LB   | 57     | Southern California  | 3 | 1984-86 | 47  | 28 |
| Brownlow, Darrick | LB   | 55     | Illinois             | 2 | 1992-93 | 31  | 4  |
| Bruhlin, John     | G    | 69     | Tennessee            | 4 | 1988-91 | 49  | 21 |
| Bryan, Chris      | P    | 9      | None                 | 1 | 2010    | 4   | 0  |
| Bryant, Anthony   | DT   | 64     | Alabama              | 1 | 2005    | 4   | 0  |
| Bryant, Antonio   | WR   | 89     | Pittsburgh           | 2 | 2008-09 | 29  | 26 |
| Bryant, Matt      | K    | 3      | Baylor               | 4 | 2005-08 | 63  | 0  |
| Bucannon, Deone   | LB/S | 23     | Washington State     | 1 | 2019    | 5   | 0  |
| Buchanon, Phillip | CB   | 31     | Miami (FL)           | 3 | 2006-08 | 42  | 33 |
| Buckley, Curtis   | S    | 28     | East Texas State     | 3 | 1993-95 | 38  | 2  |
| Buenning, Dan     | G    | 72     | Wisconsin            | 3 | 2005-07 | 25  | 23 |
| Bujnoch, Glenn    | G    | 77     | Texas A&M            | 2 | 1983-84 | 14  | 5  |
| Bullough, Riley   | LB   | 49     | Michigan State       | 2 | 2017-18 | 12  | 3  |
| Burnette, Reggie  | LB   | 56, 50 | Houston              | 2 | 1992-93 | 20  | 4  |
| Burns, Keith      | LB   | 51     | Oklahoma State       | 1 | 2004    | 16  | 0  |
| Bussey, Barney    | S/LB | 27     | South Carolina State | 3 | 1993-95 | 40  | 27 |
| Butler, Crezdon   | CB   | 26     | Clemson              | 1 | 2014    | 11  | 3  |
| Butler, Gary      | TE   | 82     | Rice                 | 1 | 1977    | 3   | 0  |
| Byham, Nate       | TE   | 82     | Pittsburgh           | 2 | 2012-13 | 15  | 5  |

## C

|                     |       |        |                        |   |             |     |    |
|---------------------|-------|--------|------------------------|---|-------------|-----|----|
| Calhoun, Mike       | DT/DE | 70     | Notre Dame             | 1 | 1980        | 3   | 0  |
| Camarda, Jake       | P     | 5      | Georgia                | 2 | 2022-23     | 34  | 0  |
| Campbell, Darrell   | DT    | 60     | Notre Dame             | 1 | 2006        | 0   | 0  |
| Campbell, Joe       | DE    | 79     | Maryland               | 1 | 1981        | 7   | 0  |
| Cannida, James      | DT    | 98     | Nevada-Reno            | 4 | 1998-01     | 40  | 2  |
| Cannon, John        | DE/DT | 78     | William & Mary         | 9 | 1982-90     | 122 | 72 |
| Capece, Bill        | PK    | 3      | Florida State          | 3 | 1981-83     | 37  | 0  |
| Cappa, Alex         | G     | 65     | Humboldt State         | 4 | 2018-21     | 52  | 46 |
| Cargile, Steve      | S     | 37     | Columbia               | 1 | 2009        | 1   | 0  |
| Carimi, Gabe        | G/T   | 72     | Wisconsin              | 1 | 2013        | 14  | 3  |
| Carlson, Jeff       | QB    | 7      | Weber State            | 2 | 1990-91     | 4   | 1  |
| Carlton, Darryl     | T     | 70     | Tampa                  | 3 | 1977-79     | 43  | 27 |
| Carney, John        | PK    | 3, 4   | Notre Dame             | 2 | 1988-89     | 5   | 0  |
| Carpenter, Rudy     | QB    | 12     | Arizona State          | 3 | 2009-11     | 1   | 0  |
| Carr, Deveron       | CB    | 33     | Arizona State          | 1 | 2013        | 9   | 0  |
| Carrier, Mark       | WR    | 88, 89 | Nicholls State         | 6 | 1987-92     | 88  | 80 |
| Carroll, Jay        | TE    | 86     | Minnesota              | 1 | 1984        | 16  | 2  |
| Carter, Blanchard   | G     | 66     | UNLV                   | 1 | 1977        | 13  | 0  |
| Carter, Brandon     | G     | 60     | Texas Tech             | 1 | 2010        | 1   | 0  |
| Carter, Bruce       | LB    | 50     | North Carolina         | 1 | 2015        | 14  | 3  |
| Carter, Carl        | CB    | 44     | Texas Tech             | 1 | 1991        | 11  | 10 |
| Carter, Gerald      | WR    | 87     | Texas A&M              | 8 | 1980-87     | 100 | 61 |
| Carter, Kevin       | DE/DT | 93     | Florida                | 2 | 2007-08     | 32  | 30 |
| Carter, Louis       | RB    | 32     | Maryland               | 3 | 1976-78     | 44  | 15 |
| Carter, Marty       | S     | 23     | Middle Tennessee State | 4 | 1991-94     | 62  | 55 |
| Carver, Melvin      | RB    | 28     | UNLV                   | 4 | 1982-85     | 32  | 11 |
| Cash, Antoine       | LB    | 52     | Southern Mississippi   | 2 | 2006-07*    | 16  | 0  |
| Casillas, Jonathan  | LB    | 52     | Wisconsin              | 2 | 2013-14     | 17  | 7  |
| Castille, Jeremiah  | CB    | 23     | Alabama                | 4 | 1983-86     | 60  | 45 |
| Catanzaro, Chandler | K     | 7      | Clemson                | 1 | 2018        | 9   | 0  |
| Cerqua, Marq        | LB    | 58     | Carson-Newman          | 1 | 2001        | 3   | 0  |
| Cesare, Billy       | CB    | 44     | Miami (FL)             | 3 | 1978-79; 81 | 42  | 0  |
| Chambers, Wally     | DE    | 60     | Eastern Kentucky       | 2 | 1978-79     | 28  | 18 |
| Chamblee, Al        | DE    | 57     | Virginia Tech          | 2 | 1991-92     | 22  | 3  |
| Chandler, Chris     | QB    | 17     | Washington             | 2 | 1990-91     | 13  | 6  |
| Charleston, Jeff    | DE    | 92     | Idaho State            | 1 | 2012        | 0   | 0  |
| Cherilus, Gosder    | T     | 78     | Boston College         | 2 | 2015-16     | 28  | 16 |
| Chesley, Anthony    | CB    | 37     | Coastal Carolina       | 1 | 2022        | 7   | 0  |
| Christie, Steve     | PK    | 2      | William & Mary         | 2 | 1990-91     | 32  | 0  |
| Christy, Jeff       | C     | 62     | Pittsburgh             | 3 | 2000-02     | 47  | 47 |
| Chukwurah, Patrick  | LB/DE | 54, 94 | Wyoming                | 2 | 2007-08     | 9   | 0  |

## PLAYERS

## 2023 REVIEW

## HISTORY

## RECORDS

## SIDELINES

|                    |       |        |                      |   |             |     |    |
|--------------------|-------|--------|----------------------|---|-------------|-----|----|
| Ciurciu, Vinny     | FB    | 44     | Boston College       | 1 | 2003        | 8   | 0  |
| Charleston, Jeff   | DE    | 92     | Idaho State          | 1 | 2012        | 0   | 0  |
| Cichy, Jack        | LB    | 48     | Wisconsin            | 3 | 2018-20     | 16  | 0  |
| Claiborne, Robert  | WR    | 81     | San Diego State      | 1 | 1993        | 5   | 0  |
| Clark, Brian M.    | PK    | 5      | Florida              | 1 | 1982        | 1   | 0  |
| Clark, Brian R.    | WR    | 87, 18 | North Carolina State | 3 | 2007-09     | 24  | 0  |
| Clark, Dallas      | TE    | 44     | Iowa                 | 1 | 2012        | 16  | 7  |
| Clark, Randy       | S     | 31     | Florida              | 1 | 1984        | 2   | 0  |
| Clarke, Will       | DE    | 94, 95 | West Virginia        | 2 | 2017-18     | 18  | 0  |
| Clayborn, Adrian   | DE    | 94     | Iowa                 | 4 | 2011-14     | 36  | 36 |
| Claybrooks, DeVone | DT    | 93     | East Carolina        | 1 | 2002        | 2   | 0  |
| Clayton, Michael   | WR    | 80     | LSU                  | 6 | 2004-09     | 84  | 56 |
| Clinkscales, Joey  | WR    | 83     | Tennessee            | 1 | 1988        | 3   | 0  |
| Cobb, Reggie       | RB    | 34, 33 | Tennessee            | 4 | 1990-93     | 60  | 47 |
| Cobb, Robert       | DE    | 67     | Arizona              | 1 | 1982        | 3   | 0  |
| Cocroft, Sherman   | S     | 25     | San Jose State       | 1 | 1989        | 10  | 2  |
| Cockrell, Ross     | CB    | 43     | Duke                 | 2 | 2020-21     | 29  | 6  |
| Coleman, Cosey     | G     | 60     | Tennessee            | 5 | 2000-04     | 71  | 63 |
| Coleman, Sidney    | LB    | 53, 50 | Southern Mississippi | 4 | 1988-90; 92 | 37  | 10 |
| Collins, Anthony   | T     | 73     | Kansas               | 1 | 2014        | 10  | 10 |
| Collins, Shawn     | WR    | 89     | Northern Arizona     | 1 | 1993        | 0   | 0  |
| Colmer, Chris      | T     | 61     | North Carolina State | 2 | 2005-06     | 0   | 0  |
| Colzie, Neal       | S     | 20     | Ohio State           | 4 | 1980-83     | 46  | 29 |
| Comella, Greg      | FB    | 34     | Stanford             | 1 | 2004        | 7   | 0  |
| Compas, Jonathan   | C     | 61     | California-Davis     | 1 | 2009        | 2   | 0  |
| Conte, Chris       | S     | 23     | California           | 4 | 2015-18     | 47  | 41 |
| Cook, Jameel       | FB    | 43, 33 | Illinois             | 6 | 2001-05; 08 | 82  | 18 |
| Cooper, Bert       | LB    | 56     | Florida State        | 1 | 1976        | 12  | 3  |
| Cooper, Chris      | S     | 39     | Stony Brook          | 1 | 2021        | 0   | 0  |
| Cooper, Mark       | T/G   | 71     | Miami (FL)           | 3 | 1987-89     | 25  | 7  |
| Cooper, Marquis    | LB    | 58     | Washington           | 2 | 2004-05     | 26  | 0  |
| Copeland, Horace   | WR    | 88,89  | Miami (FL)           | 6 | 1993-98*    | 58  | 28 |
| Cotney, Mark       | S     | 33     | Cameron State        | 9 | 1976-84*    | 113 | 92 |
| Courseon, Steve    | G     | 72     | South Carolina       | 2 | 1984-85     | 30  | 25 |
| Cousins, Oniel     | OL    | 75     | UTEP                 | 1 | 2014        | 16  | 7  |
| Covington, Tony    | S     | 25     | Virginia             | 4 | 1991-94*    | 31  | 15 |
| Cox, Torrie        | CB    | 27, 24 | Pittsburgh           | 7 | 2003-09*    | 56  | 4  |
| Crabtree, Tom      | TE    | 84     | Miami (OH)           | 1 | 2013        | 7   | 5  |
| Crawford, Casey    | TE    | 89     | Virginia             | 1 | 2002        | 4   | 0  |
| Crisman, Joel      | G     | 68     | Southern California  | 1 | 1996        | 9   | 0  |
| Criswell, Ray      | P     | 13     | Florida              | 2 | 1987-88     | 19  | 0  |
| Crockett, Zack     | FB    | 30     | Florida State        | 1 | 2007        | 1   | 0  |
| Cross, Alan        | TE    | 45     | Memphis              | 3 | 2016-18     | 36  | 7  |
| Crowder, Randy     | DE/DT | 91     | Penn State           | 3 | 1978-80     | 32  | 10 |
| Crowder, Tim       | DE    | 96     | Texas                | 3 | 2009-11     | 41  | 13 |
| Crowell, Angelo    | LB    | 59     | Virginia             | 1 | 2009*       | 0   | 0  |
| Culpepper, Brad    | DT    | 73, 77 | Florida              | 6 | 1994-99     | 93  | 80 |
| Culpepper, Willie  | WR    | 81     | Southwest Louisiana  | 1 | 1992        | 3   | 0  |
| Current, Mike      | T     | 74     | Ohio State           | 1 | 1976        | 14  | 14 |
| Curry, Craig       | S     | 31     | Texas                | 3 | 1984-86     | 37  | 16 |
| Curry, DeMarcus    | T     | 76     | Auburn               | 2 | 2000-01     | 3   | 0  |
| Curry, Eric        | DE    | 75     | Alabama              | 5 | 1993-97     | 59  | 44 |
| Curry, Vinny       | DE    | 97     | Marshall             | 1 | 2018        | 12  | 7  |
| Cutrer, Jacob      | LB    | 51     | LSU                  | 3 | 2011-13*    | 16  | 0  |

D

|                       |           |           |                          |           |                |            |            |
|-----------------------|-----------|-----------|--------------------------|-----------|----------------|------------|------------|
| Daniels, Kahzin       | LB        | 41        | Charleston               | 1         | 2019           | 2          | 0          |
| Darboh, Amara         | WR        | 83        | Michigan                 | 1         | 2019           | 0          | 0          |
| Darby, Alvis          | TE        | 82        | Florida                  | 1         | 1978           | 6          | 1          |
| Darby, Chartric       | DT        | 91        | South Carolina State     | 4         | 2001-04        | 61         | 23         |
| Darby, Kenneth        | RB        | 33        | Alabama                  | 1         | 2007           | 1          | 0          |
| Darden, Jaelon        | WR        | 1         | North Texas              | 2         | 2021-22        | 21         | 0          |
| Darns, Phil           | DE        | 75        | Mississippi Valley State | 1         | 1984           | 2          | 0          |
| <b>David, Lavonte</b> | <b>LB</b> | <b>54</b> | <b>Nebraska</b>          | <b>12</b> | <b>2012-23</b> | <b>181</b> | <b>181</b> |
| Davis, Anthony        | RB        | 28        | Southern California      | 1         | 1977           | 11         | 6          |
| Davis, Anthony        | T         | 69        | Virginia Tech            | 6         | 2003-08        | 47         | 32         |
| Davis III, Carlton    | CB        | 33, 24    | Auburn                   | 6         | 2018-23        | 76         | 75         |
| Davis, Charlie        | RB        | 26        | Colorado                 | 1         | 1976           | 7          | 4          |
| Davis, Don            | LB        | 58        | Kansas                   | 3         | 1998-00        | 35         | 0          |
| Davis, Gary           | RB        | 28        | Cal Poly SLO             | 2         | 1980-81        | 22         | 2          |
| Davis, Greg           | PK        | 8         | The Citadel              | 1         | 1987           | 0          | 0          |
| Davis, Jeff           | LB        | 58        | Clemson                  | 6         | 1982-87        | 83         | 72         |

|                    |       |        |                          |    |                |     |     |
|--------------------|-------|--------|--------------------------|----|----------------|-----|-----|
| Davis, John        | TE    | 80, 87 | Emporia State            | 3  | 1997-99        | 40  | 2   |
| Davis, Johnny      | FB    | 38     | Alabama                  | 3  | 1978-80        | 46  | 20  |
| Davis, Khalil      | DL    | 94     | Nebraska                 | 2  | 2020-21        | 2   | 0   |
| Davis, Reuben      | DE    | 79     | North Carolina           | 5  | 1988-92        | 65  | 55  |
| Davis, Ricky       | DB    | 27     | Alabama                  | 1  | 1976           | 11  | 0   |
| Davis, Sammy       | CB    | 22     | Texas A&M                | 1  | 2007           | 14  | 1   |
| Davis, Tony        | RB    | 27     | Nebraska                 | 3  | 1979-81        | 47  | 2   |
| Davis, Tyree       | WR    | 82     | Central Arkansas         | 2  | 1994-95        | 1   | 0   |
| Dawkins, Noah      | LB    | 52     | Citadel                  | 1  | 2019           | 10  | 0   |
| Dawsey, Lawrence   | WR    | 80     | Florida State            | 5  | 1991-95        | 57  | 41  |
| Dawson, Skye       | WR    | 18     | Texas Christian          | 1  | 2013           | 7   | 0   |
| Dean, Jamel        | CB    | 35     | Auburn                   | 5  | 2019-23        | 70  | 51  |
| DeBerg, Steve      | QB    | 17     | San Jose State           | 6  | 1984-87; 92-93 | 64  | 37  |
| Deese, Derrick     | T     | 70     | Southern California      | 1  | 2004           | 16  | 16  |
| Delaney, Dee       | CB    | 30     | Miami (FL)               | 3  | 2021-23        | 49  | 5   |
| Delaney, Jeff      | S     | 24     | Pittsburgh               | 1  | 1981           | 2   | 0   |
| Demps, Jeff        | RB    | 28     | Florida                  | 1  | 2013           | 2   | 0   |
| Denman, Chris      | T     | 74     | Fresno State             | 1  | 2007*          | 0   | 0   |
| Dennis, SirVocea   | LB    | 8      | Pittsburgh               | 1  | 2023           | 13  | 0   |
| DePaola, Andrew    | LS    | 48     | Rutgers                  | 3  | 2014-16        | 48  | 0   |
| Desir, Pierre      | CB    | 29     | Lindenwood               | 1  | 2021           | 12  | 2   |
| Diaby, Yaya        | OLB   | 0      | Louisville               | 1  | 2023           | 17  | 7   |
| Diaz, Jorge        | G     | 64     | Texas A&M-Kingsville     | 4  | 1996-99        | 52  | 45  |
| Dickinson, Parnell | QB    | 18     | Mississippi Valley State | 1  | 1976           | 8   | 1   |
| Dierking, Scott    | FB/RB | 25     | Purdue                   | 1  | 1984           | 8   | 2   |
| Dile, Marc         | OL    | 62     | South Florida            | 1  | 2009           | 0   | 0   |
| Diles, Zac         | LB    | 53     | Kansas State             | 1  | 2011           | 7   | 0   |
| Dilfer, Trent      | QB    | 12     | Fresno State             | 6  | 1994-99        | 79  | 76  |
| Dilger, Ken        | TE    | 85     | Illinois                 | 3  | 2002-04        | 47  | 44  |
| Dill, Scott        | G/T   | 76     | Memphis                  | 6  | 1990-95        | 59  | 46  |
| Dimry, Charles     | CB    | 39     | UNLV                     | 3  | 1994-96        | 48  | 39  |
| Dixon, Brandon     | CB    | 39     | Northwest Missouri State | 1  | 2014           | 14  | 0   |
| Dixon, D'Cota      | S     | 38     | Wisconsin                | 1  | 2019*          | 0   | 0   |
| Dixon, Dwayne      | WR    | 81     | Florida                  | 2  | 1984; 87       | 12  | 0   |
| Dogins, Kevin      | C     | 65     | Texas A&M-Kingsville     | 5  | 1996-00        | 18  | 9   |
| Dombrowski, Paul   | S     | 47     | Linfield (OR)            | 1  | 1985           | 6   | 0   |
| Dotson, Demar      | T     | 69     | Southern Mississippi     | 10 | 2009-19*       | 130 | 106 |
| Dotson, Santana    | DT/DE | 71     | Baylor                   | 4  | 1992-95        | 64  | 46  |
| Douglas, Derrick   | RB    | 37     | Louisiana Tech           | 1  | 1990           | 0   | 0   |
| Douglas, David     | WR    | 89     | Arizona                  | 1  | 2012           | 1   | 0   |
| Douglas, Freddie   | WR    | 84     | Arkansas                 | 1  | 1976           | 7   | 1   |
| Drewrey, Willie    | WR/PR | 87     | West Virginia            | 4  | 1989-92        | 57  | 3   |
| DuBose, Demetrius  | LB    | 93     | Notre Dame               | 4  | 1993-96        | 60  | 5   |
| DuBose, Jimmy      | RB    | 35     | Florida                  | 3  | 1976-78        | 33  | 15  |
| Duckens, Mark      | DE/DT | 95     | Arizona State            | 1  | 1992           | 5   | 3   |
| Dudley, Rickey     | TE    | 88     | Ohio State               | 3  | 2002-04        | 24  | 5   |
| Duncan, Jamie      | LB    | 59     | Vanderbilt               | 4  | 1998-01        | 59  | 36  |
| Dunn, K.D.         | TE    | 80, 85 | Clemson                  | 2  | 1985-86        | 14  | 0   |
| Dunn, Warrick      | RB    | 28     | Florida State            | 6  | 1997-01; 08    | 91  | 71  |
| Durham, Payne      | TE    | 87     | Purdue                   | 1  | 2023           | 13  | 2   |
| Dye, Donteea       | WR    | 17     | Heidelberg               | 2  | 2015-16        | 11  | 6   |

## E

|                    |       |        |                   |   |          |     |    |
|--------------------|-------|--------|-------------------|---|----------|-----|----|
| Easmon, Ricky      | CB    | 26     | Florida           | 2 | 1985-86  | 15  | 2  |
| Eckwood, Jerry     | RB    | 43     | Arkansas          | 3 | 1979-81  | 47  | 30 |
| Economos, Andrew   | LS    | 48     | Georgia Tech      | 7 | 2006-13  | 108 | 0  |
| Edmonds, Bobby Joe | RB/KR | 41     | Arkansas          | 1 | 1995     | 16  | 0  |
| Edmonds, Chase     | RB    | 22     | Fordham           | 1 | 2023     | 13  | 0  |
| Edwards, Kadeem    | G     | 71, 73 | Tennessee State   | 1 | 2014     | 0   | 0  |
| Edwards, Mario     | CB    | 27     | Florida State     | 1 | 2004     | 15  | 3  |
| Edwards, Mike      | S     | 34     | Kentucky          | 4 | 2019-22  | 58  | 23 |
| Elder, Donnie      | S/CB  | 40     | Memphis           | 2 | 1988-89  | 32  | 0  |
| Elliott, Javien    | CB    | 35     | Florida State     | 3 | 2016-18  | 36  | 7  |
| Ellison, Jerry     | RB    | 37     | Tenn.-Chattanooga | 4 | 1995-98  | 64  | 5  |
| English, Larry     | DE    | 57     | Northern Illinois | 2 | 2014-15* | 12  | 1  |
| Emanuel, Bert      | WR    | 87     | Rice              | 2 | 1998-99  | 22  | 21 |
| Erickson, Craig    | QB    | 7      | Miami (FL)        | 3 | 1992-94  | 37  | 30 |
| Ernsberger, Donnie | TE    | 86     | Western Michigan  | 1 | 2018     | 2   | 0  |
| Eubanks, Darius    | LB    | 49     | Georgia Southern  | 1 | 2015     | 0   | 0  |
| Evans, James       | FB    | 38     | Southern          | 1 | 1987     | 10  | 0  |
| Evans, Justin      | S     | 21     | Texas A&M         | 3 | 2017-19  | 24  | 21 |
| Evans, Maurice     | DE    | 96     | Penn State        | 1 | 2009     | 0   | 0  |

|                     |       |            |                       |    |            |     |     |
|---------------------|-------|------------|-----------------------|----|------------|-----|-----|
| Evans, Mike         | WR    | 13         | Texas A&M             | 10 | 2014-23    | 154 | 153 |
| Everett, Eric       | CB/S  | 42         | Texas Tech            | 1  | 1990       | 16  | 0   |
| Everett, Thomas     | S     | 22         | Baylor                | 2  | 1994-95    | 28  | 25  |
| <b>F</b>            |       |            |                       |    |            |     |     |
| Faine, Jeff         | C     | 52         | Notre Dame            | 4  | 2008-2011  | 51  | 51  |
| Farmer, Dave        | FB    | 41         | Southern California   | 1  | 1978       | 3   | 0   |
| Farmer, Karl        | WR    | 84         | Pittsburgh            | 1  | 1978       | 2   | 0   |
| Farquhar, John      | TE    | 89         | Duke                  | 1  | 1996       | 1   | 0   |
| Farrell, Sean       | G/T   | 62         | Penn State            | 5  | 1982-86    | 64  | 59  |
| Fatinikun, Olatunji | DE    | 96         | Toledo                | 2  | 2014-15    | 12  | 0   |
| Fatukasi, Olakunle  | LB    | 53         | Rutgers               | 1  | 2022       | 13  | 0   |
| Feiler, Matt        | OL    | 71         | Bloomsburg            | 1  | 2023       | 13  | 6   |
| Fells, Darren       | TE    | 88         | UC Irvine             | 1  | 2021       | 2   | 0   |
| Ferguson, Joe       | QB    | 12         | Arkansas              | 2  | 1988-89    | 7   | 3   |
| Fest, Howard        | G-T   | 72         | Texas                 | 2  | 1976-77    | 15  | 14  |
| Felder, Don         | DE    | 65         | Kentucky              | 1  | 1985       | 11  | 0   |
| Figurs, Yamon       | WR    | 16         | Kansas State          | 1  | 2009       | 3   | 0   |
| Fitzpatrick, Ryan   | QB    | 14         | Harvard               | 2  | 2017-18    | 14  | 10  |
| Fletcher, Dane      | LB    | 50         | Montana State         | 1  | 2014       | 16  | 4   |
| Folk, Nick          | K     | 2          | Arizona               | 1  | 2017       | 4   | 0   |
| Ford, Chris         | WR    | 81         | Lamar                 | 1  | 1990       | 1   | 0   |
| Ford, Mike          | QB    | 10         | SMU                   | 2  | 1981-82    | 0   | 0   |
| Foster, Mason       | LB    | 59         | Washington            | 4  | 2011-14    | 57  | 54  |
| Fournette, Leonard  | RB    | 28, 7      | LSU                   | 3  | 2020-22    | 43  | 25  |
| Fragel, Reid        | T     | 79         | Ohio State            | 1  | 2015       | 1   | 0   |
| France, Todd        | K     | 4          | Toledo                | 1  | 2005       | 1   | 0   |
| Franklin, Collin    | TE    | 85         | Iowa State            | 1  | 2011       | 2   | 0   |
| Franklin, John      | WR/CB | 5          | Florida Atlantic      | 2  | 2019-20*   | 1   | 0   |
| Franklin, Larry     | WR    | 80         | Jackson State         | 1  | 1978       | 2   | 0   |
| Franklin, Pat       | RB    | 35         | Southwest Texas State | 1  | 1986       | 8   | 1   |
| Freeman, Josh       | QB    | 5          | Kansas State          | 5  | 2009-13    | 60  | 59  |
| Freeman, Phil       | WR    | 81         | Arizona               | 3  | 1985-87    | 37  | 11  |
| Freitas, Rockne     | T     | 74         | Oregon State          | 1  | 1978       | 13  | 2   |
| Frey, Isaiah        | CB    | 32, 28     | Nevada                | 1  | 2014       | 8   | 0   |
| Frizzell, William   | S     | 33         | N. Carolina Central   | 1  | 1991       | 16  | 4   |
| Frost, Scott        | S     | 21         | Nebraska              | 1  | 2003       | 4   | 0   |
| Fullington, Darrell | S     | 27         | Miami (FL)            | 2  | 1991-92    | 27  | 13  |
| Fulton, Xavier      | T     | 68         | Illinois              | 1  | 2009*      | 0   | 0   |
| Fusina, Chuck       | QB    | 14         | Penn State            | 3  | 1979-81    | 7   | 0   |
| Futrell, Bobby      | CB/S  | 36         | Elizabeth City State  | 5  | 1986-90    | 61  | 17  |
| <b>G</b>            |       |            |                       |    |            |     |     |
| Gabbert, Blaine     | QB    | 11         | Missouri              | 3  | 2019-22*   | 11  | 0   |
| Gage Jr., Russell   | WR    | 17, 3      | LSU                   | 2  | 2022-23*   | 13  | 4   |
| Gaines, Greg        | DL    | 96         | Washington            | 1  | 2023       | 17  | 2   |
| Gaitor, Anthony     | CB    | 26         | Florida International | 3  | 2011-2013* | 12  | 2   |
| Galloway, Joey      | WR    | 84         | Ohio State            | 5  | 2004-08    | 66  | 56  |
| Gant, Brian         | LB    | 91         | Illinois State        | 1  | 1987       | 11  | 3   |
| Gant, Kenneth       | S     | 29         | Albany (GA) State     | 3  | 1995-97    | 41  | 3   |
| Garcia, Frank       | P     | 5          | Arizona               | 5  | 1983-87    | 76  | 0   |
| Garcia, Jeff        | QB    | 7          | San Jose State        | 2  | 2007-08    | 25  | 24  |
| Gardner, Don        | CB    | 36         | South Dakota State    | 1  | 2022       | 1   | 0   |
| Garner, Charlie     | RB    | 30         | Tennessee             | 1  | 2004       | 3   | 3   |
| Garrett, Jason      | QB    | 17         | Princeton             | 1  | 2004       | 0   | 0   |
| Gates, Lionel       | RB    | 28         | Louisville            | 2  | 2006-07    | 1   | 0   |
| Gay, Everett        | WR    | 89         | Texas                 | 1  | 1989       | 0   | 0   |
| Gay, Matt           | K     | 9          | Utah                  | 1  | 2019       | 16  | 0   |
| Geiger Sr., Kaylon  | WR    | 80         | Texas Tech            | 1  | 2022       | 3   | 0   |
| George, Jeremiah    | LB    | 52         | Iowa State            | 1  | 2015       | 15  | 0   |
| Gessner, Chas       | WR    | 83         | Brown                 | 1  | 2007       | 1   | 0   |
| Gettis, Adam        | T     | 72         | Iowa                  | 2  | 2017-18    | 0   | 0   |
| Gholston, William   | DE    | 92         | Michigan State        | 11 | 2013-23    | 169 | 88  |
| Gibson, David       | S     | 46, 34, 22 | Southern California   | 4  | 2000-03    | 34  | 0   |
| Gibson, Gary        | DT    | 95         | Rutgers               | 2  | 2012-13    | 29  | 2   |
| Gilbeaux, Brandon   | DE    | 72         | Delaware              | 1  | 2010*      | 0   | 0   |
| Gilberry, Wallace   | DL    | 92         | Alabama               | 1  | 2012       | 0   | 0   |
| Gilbert, Ulysees    | LB    | 57         | Akron                 | 1  | 2022       | 3   | 0   |
| Giles, Jimmie       | TE    | 88         | Alcorn State          | 9  | 1978-86    | 121 | 112 |
| Gilkey, Garrett     | OL    | 72         | Chadron State         | 1  | 2014       | 16  | 1   |
| Gill, Cam           | LB    | 49         | Wagner                | 4  | 2020-23*   | 40  | 0   |
| Gill, Randy         | LB    | 49         | San Jose State        | 1  | 1978       | 1   | 0   |
| Gillespie, Willie   | WR    | 83         | Tenn.-Chattanooga     | 1  | 1986       | 2   | 0   |

|                    |     |        |                      |    |                 |     |     |
|--------------------|-----|--------|----------------------|----|-----------------|-----|-----|
| Gilmore, John      | TE  | 88     | Penn State           | 3  | 2008-10         | 45  | 23  |
| Gilreath, David    | WR  | 84     | Wisconsin            | 1  | 2012            | 0   | 0   |
| Gladman, Charles   | RB  | 37     | Pittsburgh           | 1  | 1987            | 2   | 0   |
| Glaud, Ka'ial      | LB  | 58     | Rutgers              | 1  | 2013            | 7   | 0   |
| Glennon, Mike      | QB  | 8      | North Carolina State | 4  | 2013-16         | 21  | 18  |
| Godwin, Chris      | WR  | 12, 14 | Penn State           | 7  | 2017-23         | 104 | 77  |
| Goedeke, Luke      | OL  | 67     | Central Michigan     | 2  | 2022-23         | 28  | 25  |
| Goff, Robert       | DE  | 94     | Auburn               | 2  | 1988-89         | 28  | 18  |
| Gold, Ian          | LB  | 52     | Michigan             | 1  | 2004            | 16  | 13  |
| Golden, Jack       | LB  | 58     | Oklahoma State       | 2  | 2002-03         | 17  | 0   |
| Goldson, Dashon    | S   | 38     | Washington           | 2  | 2013-14         | 27  | 27  |
| Golsteyn, Jerry    | QB  | 11     | Northern Illinois    | 2  | 1982-83         | 6   | 3   |
| Gooch, Jeff        | LB  | 50     | Austin Peay          | 8  | 1996-01, 04-05* | 105 | 22  |
| Goode, Conrad      | G   | 79     | Missouri             | 1  | 1987            | 11  | 2   |
| Goode, Kerry       | RB  | 27     | Alabama              | 1  | 1988            | 14  | 5   |
| Goode, Najee       | LB  | 53     | West Virginia        | 1  | 2012            | 3   | 0   |
| Goodspeed, Dan     | T   | 64     | Kent State           | 1  | 2002            | 0   | 0   |
| Gordon, Sonny      | S   | 31     | Ohio State           | 1  | 1987            | 7   | 0   |
| Gorrer, Danny      | CB  | 36     | Texas A&M            | 2  | 2012-13         | 13  | 1   |
| Gottschalk, Ben    | C   | 72     | SMU                  | 1  | 2016            | 2   | 1   |
| Gradkowski, Bruce  | QB  | 7, 5   | Toledo               | 2  | 2006-07         | 17  | 11  |
| Graham, Dan        | C   | 65     | Northern Illinois    | 1  | 1989            | 0   | 0   |
| Graham, Don        | LB  | 53     | Penn State           | 1  | 1987            | 2   | 0   |
| Graham, Earnest    | RB  | 34, 33 | Florida              | 8  | 2004-11         | 98  | 35  |
| Gramatica, Martin  | K   | 7, 10  | Kansas State         | 6  | 1999-04         | 89  | 0   |
| Grant, Darryl      | DT  | 97     | Rice                 | 1  | 1991            | 2   | 0   |
| Grant, David       | DT  | 99     | West Virginia        | 1  | 1992            | 2   | 0   |
| Grant, Frank       | WR  | 83     | South Colorado State | 1  | 1978            | 10  | 4   |
| Gray, Jerry        | S   | 20     | Texas                | 1  | 1993            | 14  | 5   |
| Grayson Jr., Cyril | WR  | 15     | LSU                  | 3  | 2019-21         | 10  | 3   |
| Green, Cornell     | T/G | 74     | Central Florida      | 3  | 2002-03, 06     | 37  | 8   |
| Green, Dave        | P/K | 4      | Ohio                 | 3  | 1976-78         | 44  | 0   |
| Green, Hugh        | LB  | 53     | Pittsburgh           | 5  | 1981-85         | 54  | 53  |
| Green, Jacques     | WR  | 81     | Florida              | 4  | 1998-01         | 56  | 37  |
| Green, Rogerick    | CB  | 26     | Kansas State         | 3  | 1992-94*        | 12  | 1   |
| Green, Willie      | WR  | 82     | Mississippi          | 1  | 1994            | 5   | 0   |
| Greene, Mike       | DL  | 91     | James Madison        | 1  | 2023            | 10  | 2   |
| Greenwood, David   | S   | 30     | Wisconsin            | 1  | 1985            | 16  | 10  |
| Gregory, Damian    | DT  | 66     | Illinois State       | 1  | 2004            | 6   | 0   |
| Grice, Shane       | G   | 68     | Mississippi          | 1  | 2001            | 1   | 0   |
| Griese, Brian      | QB  | 8      | Michigan             | 3  | 2004-05; 08     | 22  | 21  |
| Griffin, Ryan      | QB  | 4      | Tulane               | 6  | 2015-20         | 2   | 0   |
| Grimes, Brent      | CB  | 24     | Shippensburg         | 3  | 2016-18         | 42  | 42  |
| Grimes, Randy      | G/C | 60     | Baylor               | 10 | 1983-92*        | 118 | 104 |
| Grimm, Cody        | S   | 35     | Virginia Tech        | 3  | 2010-12         | 23  | 12  |
| Gronkowski, Rob    | TE  | 87     | Arizona              | 2  | 2020-21         | 28  | 28  |
| Gruber, Paul       | T   | 74     | Wisconsin            | 12 | 1988-99         | 183 | 183 |
| Gunn, Jimmy        | LB  | 30     | Southern California  | 1  | 1976            | 13  | 11  |
| Gurley, Buck       | DT  | 90     | Florida              | 1  | 2002            | 8   | 0   |

H

|                        |      |        |                    |   |          |     |    |
|------------------------|------|--------|--------------------|---|----------|-----|----|
| Haddix, Wayne          | CB/S | 45     | Liberty            | 2 | 1990-91  | 22  | 20 |
| Haeg, Joe              | T    | 73     | North Dakota State | 1 | 2020     | 12  | 3  |
| Hagins, Isaac          | WR   | 81, 1  | Southern           | 5 | 1976-80  | 50  | 32 |
| Hainsey, Robert        | OL   | 70     | Notre Dame         | 3 | 2021-23  | 43  | 34 |
| Hall, De'Von           | S    | 43     | Utah State         | 1 | 2009     | 0   | 0  |
| Hall, Logan            | DL   | 90     | Houston            | 2 | 2022-23  | 33  | 13 |
| Hall, Rhett            | DT   | 91, 66 | California         | 3 | 1991-93  | 21  | 0  |
| Hall, Ron              | TE   | 82     | Hawaii             | 7 | 1987-93  | 101 | 90 |
| Hamilton, Harry        | S    | 39     | Penn State         | 4 | 1988-91  | 52  | 50 |
| Hamilton, Joe          | QB   | 14, 1  | Georgia Tech       | 3 | 2000-02* | 1   | 0  |
| Hamilton, Marcus       | CB   | 32     | Virginia           | 2 | 2008-09  | 2   | 0  |
| Hampton, Alonzo        | CB   | 22     | Pittsburgh         | 1 | 1991     | 15  | 3  |
| Hankton, Cortez        | WR   | 14     | Texas Southern     | 1 | 2008*    | 0   | 0  |
| Hannah, Charley        | T/DE | 73     | Alabama            | 6 | 1977-82  | 77  | 61 |
| Hanratty, Terry        | QB   | 5      | Notre Dame         | 1 | 1976     | 3   | 1  |
| Hansbrough, Russell    | RB   | 44     | Missouri           | 1 | 2016     | 2   | 0  |
| Hape, Patrick          | TE   | 82     | Alabama            | 4 | 1997-00  | 61  | 8  |
| Hardman, Derek         | G/T  | 73     | Eastern Kentucky   | 3 | 2010     | 15  | 4  |
| Hardy, Robert          | RB   | 36     | Carson-Newman      | 1 | 1991     | 16  | 0  |
| Hargreaves III, Vernon | CB   | 28     | Florida            | 4 | 2016-19  | 35  | 34 |
| Harper, Alvin          | WR   | 82, 80 | Tennessee          | 2 | 1995-96  | 25  | 19 |



|                      |       |        |                        |   |             |     |    |
|----------------------|-------|--------|------------------------|---|-------------|-----|----|
| Harris, Demone       | DE    | 72, 53 | Buffalo                | 2 | 2018-19     | 3   | 0  |
| Harris, De'Vante     | CB    | 22     | Texas A&M              | 1 | 2018        | 10  | 1  |
| Harris, Dominique    | S     | 21     | Temple                 | 1 | 2010        | 1   | 0  |
| Harris, Jackie       | TE    | 81, 80 | Northeast Louisiana    | 4 | 1994-97     | 50  | 48 |
| Harris, Leonard      | WR    | 84     | Texas Tech             | 1 | 1986        | 5   | 1  |
| Harris, Nigel        | LB    | 52     | USF                    | 1 | 2017        | 1   | 0  |
| Harris, Odie         | S     | 20     | Sam Houston            | 3 | 1988-90     | 48  | 9  |
| Harris, Paul         | LB    | 52     | Alabama                | 2 | 1977-78     | 19  | 2  |
| Harris, Rudy         | FB    | 43     | Clemson                | 2 | 1993-94     | 18  | 2  |
| Harris, William      | TE    | 86     | Texas                  | 1 | 1989        | 16  | 2  |
| Harrison, Todd       | TE    | 89     | North Carolina State   | 1 | 1992        | 1   | 0  |
| Harvey, John         | RB    | 26     | UTEP                   | 1 | 1990        | 16  | 1  |
| Harvey, Maurice      | CB    | 24     | Ball State             | 1 | 1984        | 15  | 0  |
| Hastings, Andre      | WR    | 88     | Georgia                | 1 | 2000        | 3   | 0  |
| Hawkins, Andy        | LB    | 59     | Texas A&I              | 4 | 1980-83     | 47  | 27 |
| Hawkins, Courtney    | WR    | 85, 5  | Michigan State         | 5 | 1992-96     | 77  | 48 |
| Hawkins, Jerald      | T     | 70     | LSU                    | 1 | 2019        | 1   | 0  |
| Hawley, Joe          | C     | 68     | UNLV                   | 3 | 2015-17     | 34  | 31 |
| Haye, Jovan          | DT    | 71     | Vanderbilt             | 3 | 2006-08, 11 | 41  | 30 |
| Hayes, Eric          | DT    | 95     | Florida State          | 1 | 1993        | 2   | 0  |
| Hayes, Geno          | LB    | 54     | Florida State          | 4 | 2008-11     | 56  | 42 |
| Hayes, Josh          | CB    | 32     | Kansas State           | 1 | 2023        | 15  | 0  |
| Haynesworth, Albert  | DT    | 95     | Tennessee              | 1 | 2011        | 7   | 6  |
| Hayward, Adam        | LB    | 57     | Portland State         | 7 | 2007-13     | 107 | 13 |
| Hedberg, Randy       | QB    | 14     | Minot State            | 1 | 1977        | 7   | 4  |
| Heflin, Vince        | WR    | 89     | Central (OH) State     | 1 | 1986        | 6   | 3  |
| Hegamin, George      | T     | 79     | North Carolina State   | 2 | 1999-00     | 17  | 1  |
| Heinrich, Keith      | TE    | 87     | Sam Houston State      | 1 | 2007        | 4   | 0  |
| Heller, Ron          | T     | 73     | Penn State             | 4 | 1984-87     | 58  | 56 |
| Heller, Will         | TE    | 89, 85 | Georgia Tech           | 3 | 2003-05     | 19  | 3  |
| Herron, Noah         | RB    | 29     | Northwestern           | 1 | 2008        | 0   | 0  |
| Herron, Robert       | WR    | 10     | Wyoming                | 1 | 2014        | 8   | 0  |
| Hewko, Bob           | QB    | 8      | Florida                | 1 | 1983        | 3   | 0  |
| Hicks, Akiem         | DL    | 96     | Regina (Canada)        | 1 | 2022        | 11  | 11 |
| Highsmith, Alonzo    | FB    | 32     | Miami (FL)             | 2 | 1991-92     | 16  | 2  |
| Hill, Bruce          | WR    | 84     | Arizona State          | 5 | 1987-91     | 57  | 50 |
| Hill, Michael        | RB    | 44     | Missouri Western State | 1 | 2013        | 6   | 0  |
| Hilliard, Ike        | WR    | 19     | Florida                | 4 | 2005-08     | 63  | 14 |
| Hillis, Peyton       | RB    | 33     | Arkansas               | 1 | 2013        | 0   | 0  |
| Hires, Leon          | C     | 70     | Florida                | 1 | 2001        | 0   | 0  |
| Hochstein, Russ      | G     | 65     | Nebraska               | 2 | 2001-02     | 1   | 0  |
| Hofrichter, Sterling | P     | 19     | Syracuse               | 1 | 2021        | 2   | 0  |
| Holland, Devin       | S     | 30     | McNeese State          | 1 | 2011        | 4   | 0  |
| Holliday, Trindon    | WR/KR | 11     | LSU                    | 1 | 2014        | 1   | 0  |
| Holloway, Derek      | WR    | 83     | Arkansas               | 1 | 1987        | 1   | 0  |
| Holloway, Steve      | TE    | 80     | Tennessee State        | 1 | 1987        | 6   | 4  |
| Holmes, Ron          | DE    | 90     | Washington             | 4 | 1985-88     | 50  | 44 |
| Holt, John           | CB    | 21     | West Texas State       | 5 | 1981-85     | 72  | 53 |
| Horton, Greg         | G     | 64     | Colorado               | 2 | 1978-79     | 30  | 28 |
| House, Kevin         | WR    | 89     | Southern Illinois      | 7 | 1980-86     | 94  | 81 |
| Hovan, Chris         | DT    | 95     | Boston College         | 5 | 2005-09     | 79  | 79 |
| Howard, Bobby        | RB    | 25     | Indiana                | 3 | 1986-88     | 20  | 2  |
| Howard, Carl         | CB    | 25     | Rutgers                | 1 | 1985        | 4   | 0  |
| Howard, O.J.         | TE    | 80     | Alabama                | 5 | 2017-21     | 59  | 46 |
| Howard, William      | FB    | 43     | Tennessee              | 2 | 1988-89     | 31  | 21 |
| Howell, John         | S     | 38     | Colorado State         | 4 | 2001-04     | 54  | 8  |
| Hudson, Tanner       | TE    | 88     | Southern Arkansas      | 3 | 2018-20     | 20  | 1  |
| Huff, Gary           | QB    | 19     | Florida State          | 2 | 1977-78     | 14  | 6  |
| Huff, Josh           | WR    | 15     | Oregon                 | 1 | 2016        | 3   | 0  |
| Huggins, Kareem      | RB    | 32     | Hofstra                | 2 | 2009-10     | 6   | 0  |
| Hughes III, John     | DT    | 67     | Cincinnati             | 1 | 2016        | 5   | 0  |
| Humphries, Adam      | WR    | 11, 10 | Clemson                | 3 | 2015-18     | 60  | 17 |
| Hunt, Charles        | LB    | 55     | Florida State          | 1 | 1976        | 5   | 0  |
| Hunter, Brice        | WR    | 88,19  | Georgia                | 2 | 1997-98     | 13  | 0  |
| Hunter, Eddie        | RB    | 37     | Virginia Tech          | 1 | 1987        | 3   | 0  |
| Hunter, Jeff         | DE    | 97     | Albany (GA) State      | 1 | 1994        | 1   | 0  |
| Husted, Michael      | K     | 5      | Virginia               | 6 | 1993-98     | 96  | 0  |
| Hutcherson, Sadarius | OL    | 61     | South Carolina         | 1 | 2021*       | 0   | 0  |
| Hutchinson, Scott    | DE    | 70     | Florida                | 1 | 1981        | 16  | 0  |
| Hyman, Ishmael       | WR    | 18     | James Madison          | 1 | 2019        | 2   | 1  |

|                   |     |        |                  |   |          |    |   |
|-------------------|-----|--------|------------------|---|----------|----|---|
| Igwebuike, Donald | PK  | 1      | Clemson          | 5 | 1985-89  | 72 | 0 |
| Igwebuike, Godwin | S   | 34     | Northwestern     | 1 | 2018     | 1  | 0 |
| Ingram, Byron     | T/G | 61     | Eastern Kentucky | 1 | 1989     | 0  | 0 |
| Ingram, Stephen   | T/G | 65, 67 | Maryland         | 3 | 1995-97* | 2  | 0 |
| Inmon, Earl       | LB  | 59     | Bethune-Cookman  | 1 | 1978     | 2  | 0 |
| Irvin, Corvey     | DT  | 96     | Georgia          | 1 | 2012     | 12 | 0 |
| Irwin, Tim        | T   | 78     | Tennessee        | 1 | 1994     | 8  | 6 |
| Isaac, Keenan     | CB  | 16     | Alabama State    | 1 | 2023     | 2  | 0 |
| Isom, Ray         | S   | 28     | Penn State       | 2 | 1987-88  | 8  | 6 |
| Ivy, Corey        | CB  | 35     | Oklahoma         | 4 | 2001-04  | 49 | 2 |
| Izien, Christian  | DB  | 29     | Rutgers          | 1 | 2023     | 17 | 4 |

|                        |       |        | J                     |   |                   |     |    |
|------------------------|-------|--------|-----------------------|---|-------------------|-----|----|
| Jackson, DeSean        | WR    | 11     | California            | 2 | 2017-18           | 26  | 23 |
| Jackson, Dexter L.     | S     | 34, 28 | Florida State         | 6 | 1999-02; 04-05    | 73  | 42 |
| Jackson, Dexter M.     | WR    | 10     | Appalachian State     | 1 | 2008              | 7   | 0  |
| Jackson, Noah          | G     | 65     | Tampa                 | 1 | 1984              | 6   | 3  |
| Jackson, Scott         | C     | 74     | Brigham Young         | 2 | 2005-06           | 0   | 0  |
| Jackson, Tanard        | S     | 36, 28 | Syracuse              | 5 | 2007-11           | 56  | 56 |
| Jackson, Tyoka         | DT/DE | 97     | Penn State            | 5 | 1996-00           | 63  | 16 |
| Jackson, Vincent       | WR    | 83     | Northern Colorado     | 5 | 2012-16           | 63  | 62 |
| James, Mike            | RB    | 25     | Miami (FL)            | 4 | 2013-16           | 23  | 3  |
| Jameson, Larry         | DT    | 69     | Indiana               | 1 | 1976              | 1   | 0  |
| Jarrett, Rakim         | WR    | 18     | Maryland              | 1 | 2023              | 10  | 0  |
| Jarvis, Curt           | DT    | 95     | Alabama               | 4 | 1987-90           | 38  | 36 |
| Jeffers, Lemont        | LB    | 55     | Tennessee             | 1 | 1982              | 0   | 0  |
| Jenkins, Julian        | DT/DE | 91     | Stanford              | 1 | 2006              | 12  | 0  |
| Jenkins, Kerry         | G     | 71     | Troy State            | 2 | 2002-03           | 31  | 26 |
| Jenkins, Mike          | CB    | 24     | USF                   | 2 | 2014-15           | 15  | 5  |
| Jennings, Tim          | CB    | 28     | Georgia               | 1 | 2015              | 6   | 3  |
| Jennings, Rick         | WR    | 81     | Maryland              | 1 | 1976              | 0   | 0  |
| Jennings, Stanford     | RB    | 28     | Furman                | 1 | 1992              | 11  | 0  |
| Jensen, Ryan           | C     | 66     | Colorado State-Pueblo | 6 | 2018-23*          | 65  | 65 |
| Johnson, Austin        | FB    | 46     | Tennessee             | 1 | 2016              | 1   | 0  |
| Johnson, Brad          | QB    | 14     | Florida State         | 4 | 2001-04           | 49  | 49 |
| Johnson, Cecil         | LB    | 56     | Pittsburgh            | 9 | 1977-85           | 111 | 90 |
| Johnson, D.J.          | CB    | 29     | Jackson State         | 1 | 2010              | 0   | 0  |
| Johnson, Dennis        | LB    | 55     | Southern California   | 1 | 1985              | 8   | 0  |
| Johnson, Dirk          | P     | 8      | Northern Colorado     | 1 | 2009              | 11  | 0  |
| Johnson, Essex         | RB    | 19     | Grambling             | 1 | 1976              | 14  | 1  |
| Johnson, Fred          | T     | 74     | Florida               | 1 | 2022              | 5   | 0  |
| Johnson, George        | DE    | 67, 94 | Rutgers               | 5 | 2010-12, 2015-16* | 20  | 5  |
| Johnson, Greg          | DE    | 72     | Florida State         | 1 | 1977              | 5   | 0  |
| Johnson, Isaiah        | S     | 39     | South Carolina        | 2 | 2017-18           | 19  | 4  |
| Johnson, James-Michael | LB    | 53     | Nevada                | 1 | 2015              | 1   | 0  |
| Johnson, Josh          | QB    | 11     | San Diego             | 4 | 2008-11           | 26  | 5  |
| Johnson, Keyshawn      | WR    | 19     | Southern California   | 4 | 2000-03           | 57  | 57 |
| Johnson, Leonard       | CB    | 29     | Iowa State            | 3 | 2012-14           | 48  | 17 |
| Johnson, Marcus        | G     | 72     | Mississippi           | 1 | 2009              | 6   | 0  |
| Johnson, Melvin        | S     | 25     | Kentucky              | 3 | 1995-97           | 43  | 26 |
| Johnson, Michael       | DE    | 90     | Georgia Tech          | 1 | 2014              | 14  | 13 |
| Johnson, Randy         | C/G   | 65     | Georgia               | 2 | 1977-78           | 22  | 1  |
| Johnson, Rishaw        | CB    | 65     | California (PA)       | 1 | 2014              | 0   | 0  |
| Johnson, Rob           | QB    | 11     | Southern California   | 1 | 2002              | 6   | 2  |
| Johnson, Tracy         | FB    | 43     | Clemson               | 1 | 1996              | 10  | 0  |
| Johnson, Tyler         | WR    | 18     | Minnesota             | 2 | 2020-21           | 31  | 6  |
| Jolley, Doug           | TE    | 86     | Brigham Young         | 1 | 2006              | 11  | 0  |
| Jones, Chris           | DT    | 98     | Bowling Green         | 1 | 2013              | 0   | 0  |
| Jones, Gordon          | WR    | 84     | Pittsburgh            | 4 | 1979-82           | 49  | 26 |
| Jones, Howard          | DE    | 95     | Shepherd              | 2 | 2015-16           | 20  | 5  |
| Jones, Julio           | WR    | 6      | Alabama               | 1 | 2022              | 10  | 5  |
| Jones, LaCurtis        | LB    | 57     | Baylor                | 1 | 1996              | 10  | 0  |
| Jones, Marcus          | DT/DE | 78     | North Carolina        | 6 | 1996-01           | 84  | 39 |
| Jones, Mark            | WR    | 89, 11 | Tennessee             | 3 | 2005-07           | 29  | 0  |
| Jones, Milton          | DE    | 90     | Central (OH) State    | 1 | 1994              | 0   | 0  |
| Jones, Rod             | CB    | 22     | SMU                   | 4 | 1986-89           | 57  | 44 |
| Jones, Roger           | CB    | 24     | Tennessee State       | 3 | 1991-93           | 31  | 6  |
| Jones, Ronald          | RB    | 27     | USC                   | 4 | 2018-21           | 55  | 25 |
| Jones, Sean            | S     | 26     | Georgia               | 2 | 2010-11           | 32  | 32 |
| Jones, Thomas          | RB    | 22     | Virginia              | 1 | 2003              | 16  | 3  |
| Jones, Victor          | LB    | 52     | Virginia Tech         | 1 | 1988              | 8   | 0  |

|                 |      |    |                  |   |          |     |    |
|-----------------|------|----|------------------|---|----------|-----|----|
| Jordan, Andrew  | TE   | 48 | Western Carolina | 1 | 1997     | 2   | 0  |
| Jordan, Anthony | TE   | 49 | Vanderbilt       | 1 | 1999^    | 0   | 0  |
| Jordan, Curtis  | S/CB | 25 | Texas Tech       | 5 | 1976-80  | 71  | 33 |
| Jordan, David   | G    | 61 | Auburn           | 1 | 1987     | 0   | 0  |
| Joseph, Davin   | G    | 75 | Oklahoma         | 8 | 2006-13* | 100 | 99 |
| Judie, Ed       | LB   | 51 | Northern Arizona | 1 | 1983     | 11  | 10 |
| June, Cato      | LB   | 59 | Michigan         | 2 | 2007-08  | 32  | 28 |
| Junior, E.J.    | LB   | 50 | Alabama          | 1 | 1992     | 2   | 1  |
| Jurevicius, Joe | WR   | 83 | Penn State       | 3 | 2002-04  | 30  | 8  |

K

|                   |       |    |                     |    |          |     |    |
|-------------------|-------|----|---------------------|----|----------|-----|----|
| Kafka, Mike       | QB    | 3  | Northwestern        | 1  | 2014     | 0   | 0  |
| Kancey, Calijah   | DL    | 94 | Pittsburgh          | 1  | 2023     | 14  | 14 |
| Kaplan, Ken       | T     | 79 | New Hampshire       | 3  | 1983-85* | 32  | 2  |
| Kearney, Tim      | LB    | 50 | Northern Michigan   | 1  | 1976     | 0   | 0  |
| Kellin, Kevin     | DE    | 75 | Minnesota           | 3  | 1986-88  | 20  | 1  |
| Kelly, Brian      | CB    | 25 | Southern California | 10 | 1998-07  | 130 | 79 |
| Kemp, Bobby       | S     | 33 | Cal State-Fullerton | 1  | 1987     | 12  | 12 |
| Kendrick, Vince   | RB    | 20 | Florida             | 1  | 1976     | 1   | 0  |
| Kersten, Wally    | T     | 61 | Minnesota           | 1  | 1985     | 0   | 0  |
| Keyes, Josh       | LB    | 57 | Boston College      | 2  | 2015-16  | 11  | 0  |
| Keys, Tyrone      | DE    | 98 | Mississippi State   | 2  | 1986-87  | 17  | 2  |
| Kieft, Ko         | TE    | 41 | Minnesota           | 2  | 2022-23  | 33  | 18 |
| Kiel, Blair       | QB    | 16 | Notre Dame          | 1  | 1984     | 10  | 0  |
| King, Austin      | C     | 62 | Northwestern        | 1  | 2003     | 0   | 0  |
| King, Joe         | S     | 41 | Oklahoma State      | 2  | 1992-93  | 29  | 12 |
| King, Shaun       | QB    | 10 | Tulane              | 5  | 1999-03  | 31  | 22 |
| King, Tavarres    | WR    | 15 | Georgia             | 1  | 2014     | 2   | 0  |
| Kirby, Charles    | FB    | 48 | Virginia            | 2  | 2000-01* | 6   | 2  |
| Knight, Marcus    | WR    | 12 | Michigan            | 1  | 2004     | 0   | 0  |
| Koenen, Michael   | P     | 9  | Western Washington  | 4  | 2011-14  | 64  | 0  |
| Kollar, Bill      | DE/DT | 77 | Montana State       | 5  | 1977-81  | 72  | 35 |
| Komlo, Jeff       | QB    | 7  | Delaware            | 1  | 1983     | 2   | 0  |
| Koutouvides, Niko | LB    | 53 | Purdue              | 2  | 2009-10  | 30  | 0  |
| Kubin, Larry      | LB    | 59 | Penn State          | 1  | 1985     | 4   | 0  |
| Kush, Eric        | C     | 66 | California (Pa.)    | 1  | 2015     | 0   | 0  |

L

|                      |     |        |                      |   |               |    |    |
|----------------------|-----|--------|----------------------|---|---------------|----|----|
| LaBeaux, Sandy       | S   | 29     | Cal State-Hayward    | 1 | 1983          | 3  | 0  |
| Lambert, DeVonte     | DL  | 75     | Auburn               | 1 | 2016*         | 11 | 5  |
| Landeta, Sean        | P   | 7      | Towson State         | 1 | 1997          | 10 | 0  |
| Lane, Jorvorskie     | FB  | 46     | Texas A&M            | 2 | 2014-15       | 25 | 10 |
| Landri, Derek        | DT  | 90     | Notre Dame           | 1 | 2013          | 8  | 1  |
| Lansanah, Danny      | LB  | 51     | Connecticut          | 3 | 2013-15       | 33 | 23 |
| Larsen, Spencer      | FB  | 46     | Arizona              | 1 | 2013          | 13 | 1  |
| Larsen, Ted          | C/G | 62     | North Carolina State | 5 | 2010-13, 2020 | 59 | 31 |
| Lawrence, Larry      | QB  | 13     | Iowa                 | 1 | 1976          | 1  | 0  |
| Lawrie, Nate         | TE  | 46, 85 | Yale                 | 2 | 2004-05       | 7  | 0  |
| Lawson, Jamie        | FB  | 38     | Nicholls State       | 2 | 1989-90       | 11 | 0  |
| Leak, Curtis         | WR  | 83     | Johnson C. Smith     | 1 | 1976          | 0  | 0  |
| Leavitt, Allan       | PK  | 9      | Georgia              | 1 | 1977          | 8  | 0  |
| Ledbetter, Jeremiah  | DT  | 95     | Arkansas             | 2 | 2018-19       | 4  | 0  |
| Lee, Charles         | WR  | 81, 82 | Central Florida      | 3 | 2002-04       | 16 | 8  |
| Lee, James           | T   | 77     | South Carolina State | 4 | 2008-11       | 19 | 10 |
| Lee, Shawn           | DT  | 97     | North Alabama        | 2 | 1988-89       | 30 | 3  |
| Leftwich, Byron      | QB  | 7      | Marshall             | 1 | 2009          | 3  | 3  |
| Legette, Tyrone      | CB  | 45     | Nebraska             | 2 | 1996-97       | 31 | 1  |
| Leggett, Jordan      | TE  | 81     | Clemson              | 1 | 2019          | 0  | 0  |
| Lehr, Matt           | C/G | 68     | Virginia Tech        | 1 | 2007          | 16 | 0  |
| Lemon, Mike          | LB  | 59     | Kansas               | 2 | 1976-77       | 19 | 1  |
| Lemon, Ori           | LB  | 45     | Oklahoma State       | 2 | 2014-15       | 18 | 4  |
| Leonard, Brian       | RB  | 30     | Rutgers              | 1 | 2013          | 16 | 1  |
| Leonard, Jim         | C/G | 62, 57 | Santa Clara          | 4 | 1980-83       | 56 | 9  |
| Lester, Fred         | FB  | 30     | Alabama A&M          | 1 | 1995          | 0  | 0  |
| Levenseller, Mike    | WR  | 84     | Washington State     | 1 | 1978          | 2  | 0  |
| Leverett, Nick       | OL  | 60     | Rice                 | 3 | 2021-23       | 16 | 10 |
| Levingston, Lazarius | DT  | 78     | LSU                  | 1 | 2012          | 3  | 0  |
| Lewis, David         | LB  | 57     | Southern California  | 5 | 1977-81       | 75 | 64 |
| Lewis, Derrick       | WR  | 18     | San Diego State      | 1 | 2004          | 0  | 0  |
| Lewis, Garry         | CB  | 22     | Alcorn State         | 1 | 1992          | 16 | 2  |
| Lewis, Lequan        | CB  | 30     | Arizona State        | 1 | 2012          | 5  | 0  |
| Lewis, Myron         | CB  | 23     | Vanderbilt           | 3 | 2010-12       | 29 | 1  |
| Lewis, Reggie        | DE  | 79     | North Texas State    | 2 | 1979-80       | 22 | 0  |

FRONT OFFICE

PLAYERS

2023 REVIEW

HISTORY

RECORDS

SIDELINES

|                  |          |        |                   |    |          |     |     |
|------------------|----------|--------|-------------------|----|----------|-----|-----|
| Liedtke, Mike    | OL       | 67     | Illinois State    | 3  | 2017-19* | 10  | 0   |
| Lindell, Rian    | K        | 4      | Washington State  | 1  | 2013     | 16  | 0   |
| Lindstrom, Chris | DE       | 75, 71 | Boston            | 1  | 1985     | 13  | 2   |
| Little, Everett  | G/T      | 77     | Houston           | 1  | 1976     | 10  | 1   |
| Logan, David     | DT       | 76     | Pittsburgh        | 8  | 1979-86  | 110 | 103 |
| Logan, T.J.      | RB       | 22     | North Carolina    | 2  | 2019-20* | 12  | 0   |
| Lorig, Erik      | FB/TE/DE | 44, 97 | Stanford          | 4  | 2010-13  | 56  | 25  |
| Love, Sean       | G        | 79     | Penn State        | 2  | 1993-94  | 8   | 0   |
| Lowry, Quentin   | LB       | 64     | Youngstown State  | 1  | 1986     | 6   | 0   |
| Lucas, Chad      | WR       | 15     | Alabama State     | 1  | 2007     | 2   | 1   |
| Lumpkin, Gregg   | RB       | 28     | Georgia           | 2  | 2010-11  | 27  | 0   |
| Lynch, Cameron   | LB       | 52     | Syracuse          | 3  | 2016-18  | 39  | 0   |
| Lynch, Corey     | S        | 41     | Appalachian State | 3  | 2009-11  | 45  | 8   |
| Lynch, John      | S        | 47     | Stanford          | 11 | 1993-03  | 164 | 132 |

## M

|                    |       |        |                      |    |                  |     |     |
|--------------------|-------|--------|----------------------|----|------------------|-----|-----|
| Maarleveld, J.D.   | T     | 77     | Maryland             | 2  | 1986-87          | 25  | 3   |
| Mack, Elbert       | CB    | 33, 43 | Troy                 | 4  | 2008-11          | 58  | 4   |
| Mack, Milton       | CB    | 21     | Alcorn State         | 2  | 1992-93          | 28  | 19  |
| Madise, Adrian     | WR    | 12     | Texas Christian      | 1  | 2004             | 0   | 0   |
| Madison, Anthony   | CB    | 37     | Alabama              | 1  | 2007             | 0   | 0   |
| Madu, Mossis       | RB    | 32     | Oklahoma             | 1  | 2011             | 9   | 0   |
| Magee, Alex        | DE    | 97     | Purdue               | 1  | 2010             | 8   | 0   |
| Magee, Brandon     | LB    | 53     | Arizona State        | 1  | 2014             | 9   | 0   |
| Magee, Calvin      | TE    | 86     | Southern             | 4  | 1985-88          | 56  | 34  |
| Mahan, Sean        | G     | 79     | Notre Dame           | 6  | 2003-06; 08-0978 | 40  | 40  |
| Mallard, Wesly     | LB    | 54     | Oregon               | 1  | 2005-06          | 22  | 0   |
| Mallory, Rick      | G     | 68     | Washington           | 5  | 1984-88*         | 57  | 37  |
| Malone, Robert     | P     | 1      | Fresno State         | 1  | 2010             | 12  | 0   |
| Maniecki, Jason    | DT    | 90     | Wisconsin            | 3  | 1996-98          | 18  | 0   |
| Mankins, Logan     | G     | 70     | Fresno State         | 2  | 2014-15          | 31  | 31  |
| Manley, Dexter     | DE    | 92     | Oklahoma State       | 1  | 1991             | 14  | 7   |
| Manor, Brison      | DE    | 75     | Arkansas             | 1  | 1984             | 6   | 0   |
| Marpet, Ali        | G, C  | 74     | Hobart               | 7  | 2015-21          | 101 | 101 |
| Marshall, Marvin   | WR    | 89, 1  | South Carolina State | 3  | 1995-97*         | 5   | 0   |
| Martin, Cecil      | FB    | 37     | Wisconsin            | 1  | 2003             | 1   | 0   |
| Martin, Don        | DB    | 21     | Yale                 | 1  | 1976             | 1   | 0   |
| Martin, Doug       | RB    | 22     | Boise State          | 6  | 2012-17          | 68  | 65  |
| Martin, Josh       | DE    | 59     | Columbia             | 1  | 2015             | 2   | 0   |
| Martino, Freddie   | WR    | 16     | North Greenville     | 3  | 2016-18          | 25  | 0   |
| Marts, Lonnie      | LB    | 51, 55 | Tulane               | 3  | 1994-96          | 47  | 40  |
| Marve, Eugene      | LB    | 99     | Saginaw Valley State | 4  | 1988-91          | 64  | 52  |
| Masifilo, Matthew  | DT/OL | 97, 65 | Stanford             | 4  | 2012-15          | 3   | 0   |
| Mason, Shaq        | G     | 69     | Georgia Tech         | 1  | 2022             | 17  | 17  |
| Mauch, Cody        | G     | 69     | North Dakota State   | 1  | 2023             | 17  | 17  |
| Maxson, Alvin      | RB    | 28     | SMU                  | 1  | 1978             | 1   | 0   |
| Mayberry, Tony     | C     | 61     | Wake Forest          | 10 | 1990-99          | 160 | 145 |
| Mayfield, Baker    | QB    | 6      | Oklahoma             | 1  | 2023             | 17  | 17  |
| Mayfield, Corey    | DT    | 78     | Oklahoma             | 1  | 1992             | 11  | 0   |
| Mayhew, Martin     | CB    | 35     | Florida State        | 4  | 1993-96          | 60  | 59  |
| McAfee, Fred       | RB    | 35     | Mississippi College  | 1  | 1999             | 1   | 0   |
| McAleney, Ed       | DE    | 69     | Massachusetts        | 1  | 1976             | 2   | 0   |
| McAdoo, Derrick    | RB    | 33     | Baylor               | 1  | 1988             | 5   | 0   |
| McCants, Keith     | DE/LB | 52     | Alabama              | 3  | 1990-92          | 47  | 35  |
| McCardell, Keenan  | WR    | 87     | UNLV                 | 2  | 2002-03          | 30  | 30  |
| McCargo, John      | DT    | 79     | North Carolina State | 1  | 2011             | 4   | 0   |
| McCauley, Marcus   | CB    | 30     | Fresno State         | 1  | 2009             | 0   | 0   |
| McClain, Robert    | CB    | 36     | Connecticut          | 1  | 2017             | 14  | 9   |
| McCollum, Zyon     | CB    | 27     | Sam Houston State    | 2  | 2022-23          | 30  | 12  |
| McCown, Josh       | QB    | 12     | Sam Houston State    | 1  | 2014             | 11  | 11  |
| McCown, Luke       | QB    | 12     | Louisiana Tech       | 4  | 2005-08          | 7   | 3   |
| McCoy, Gerald      | DT    | 93     | Oklahoma             | 9  | 2010-18          | 123 | 123 |
| McCoy, LeSean      | RB    | 25     | Pittsburgh           | 1  | 2020             | 10  | 0   |
| McCoy, Matt        | LB    | 50     | San Diego State      | 2  | 2008-09          | 17  | 2   |
| McCray, Kelcie     | S     | 35     | Arkansas State       | 1  | 2013             | 11  | 0   |
| McDaniel, Randall  | G     | 64     | Arizona State        | 2  | 2000-01          | 32  | 32  |
| McDaniel, Tony     | DT    | 77     | Tennessee            | 1  | 2015             | 14  | 3   |
| McDermott, Sean    | TE/LS | 84     | Kansas               | 1  | 2001             | 16  | 0   |
| McDonald, Brandon  | CB    | 33     | Memphis              | 1  | 2012             | 11  | 2   |
| McDonald, Clinton  | DT    | 98     | Memphis              | 4  | 2014-17          | 45  | 34  |
| McDonald, Darnell  | WR    | 84     | Kansas State         | 1  | 1999             | 9   | 0   |
| McDougald, Bradley | S     | 30     | Kansas               | 4  | 2013-16          | 50  | 36  |

|                      |       |          |                           |    |                |     |    |
|----------------------|-------|----------|---------------------------|----|----------------|-----|----|
| McDowell, Anthony    | FB    | 37, 33   | Texas Tech                | 3  | 1992-94        | 30  | 22 |
| McElroy, Codey       | TE    | 86       | Southeastern Oklahoma St. | 2  | 2019, 2021     | 3   | 0  |
| McFadden, Kimario    | S     | 33       | South Carolina State      | 1  | 2015           | 3   | 0  |
| McFarland, Anthony   | DT    | 92       | LSU                       | 8  | 1999-06        | 98  | 84 |
| McGriff, Lee         | WR    | 83       | Florida                   | 1  | 1976           | 6   | 3  |
| McGruder, Mike       | CB    | 21, 38   | Kent                      | 2  | 1994-95        | 31  | 5  |
| McHale, Tom          | G/DE  | 73, 99   | Cornell                   | 6  | 1987-92        | 59  | 30 |
| McIntosh, Toddrick   | DE    | 94       | Florida State             | 2  | 1994-95        | 15  | 1  |
| McKay, John          | WR    | 89       | Southern California       | 3  | 1976-78        | 43  | 30 |
| McKeever, Vito       | CB    | 21       | Florida                   | 2  | 1986-87        | 17  | 8  |
| McKenzie, Tyrone     | LB    | 50       | South Florida             | 1  | 2010           | 3   | 0  |
| McLaughlin, Chase    | K     | 4        | Illinois                  | 1  | 2023           | 17  | 0  |
| McLaughlin, John     | DE    | 95       | California                | 2  | 1999-00        | 18  | 0  |
| McLendon, Steve      | DT    | 96       | Troy                      | 2  | 2020-21        | 21  | 0  |
| McLeod, Kevin        | FB    | 43       | Auburn                    | 1  | 1999           | 7   | 0  |
| McNeal, Bryant       | DE    | 98       | Clemson                   | 1  | 2004           | 0   | 0  |
| McNeill, Rod         | RB    | 22       | Southern California       | 1  | 1976           | 11  | 0  |
| McRae, Charles       | G/T   | 70       | Tennessee                 | 5  | 1991-95        | 71  | 38 |
| Means, Steven        | DE    | 96       | Buffalo                   | 2  | 2013-14        | 11  | 0  |
| Medlin, Dan          | G     | 68       | North Carolina State      | 2  | 1977-78        | 28  | 22 |
| Melton, Henry        | DT    | 90       | Texas                     | 1  | 2015           | 16  | 1  |
| Melvin, Rashaan      | CB    | 28       | Northern Illinois         | 2  | 2013-14        | 0   | 0  |
| Meredith, Jamon      | T     | 79       | South Carolina            | 2  | 2012-13        | 30  | 20 |
| Merriweather, Kaevon | S     | 26       | Iowa                      | 1  | 2023           | 16  | 2  |
| Mickens, Jaydon      | WR    | 85       | Washington                | 3  | 2019-21        | 16  | 0  |
| Mickens, Mike        | CB    | 30       | Cincinnati                | 1  | 2009           | 0   | 0  |
| Middleton, Frank     | G     | 73       | Arizona                   | 4  | 1997-00        | 63  | 50 |
| Middleton, Terdell   | RB    | 45,43,44 | Memphis                   | 2  | 1982-83        | 9   | 0  |
| Mihlhauser, Nick     | C     | 66       | Washington State          | 1  | 2006           | 0   | 0  |
| Milanovich, Scott    | QB    | 13       | Maryland                  | 4  | 1996-99        | 1   | 0  |
| Miller, Herb         | CB    | 36       | Florida Atlantic          | 1  | 2020           | 4   | 0  |
| Miller, Roy          | DT    | 90, 93   | Texas                     | 4  | 2009-12        | 62  | 34 |
| Miller, Ryan         | WR    | 81       | Furman                    | 1  | 2023           | 1   | 0  |
| Miller, Scotty       | WR    | 10       | Bowling Green             | 4  | 2019-22        | 50  | 8  |
| Miller, Solomon      | WR    | 83       | Utah State                | 1  | 1987           | 8   | 0  |
| Mincy, Charles       | S     | 22       | Washington                | 3  | 1996-98        | 34  | 25 |
| Minnis, Marvin       | WR    | 13       | Florida State             | 1  | 2003           | 0   | 0  |
| Minter, Kevin        | LB    | 41, 51   | LSU                       | 4  | 2018-21        | 53  | 8  |
| Mitchell, Aaron      | CB    | 45       | UNLV                      | 1  | 1981           | 14  | 0  |
| Mitchell, Alvin      | FB    | 41       | Auburn                    | 1  | 1989           | 5   | 0  |
| Mitchell, Bryant     | WR    | 16       | Northwestern State        | 1  | 2019*          | 0   | 0  |
| Mix, Bryant          | DE/DT | 96       | Alcorn State              | 1  | 1998           | 0   | 0  |
| Mohr, Chris          | P     | 5        | Alabama                   | 1  | 1989           | 16  | 0  |
| Molchon, John        | G     | 75       | Boise State               | 1  | 2022           | 1   | 0  |
| Moore, Bob           | TE    | 86       | Stanford                  | 2  | 1976-77        | 15  | 12 |
| Moore, Dave          | TE/FB | 83, 86   | Pittsburgh                | 13 | 1992-01; 04-06 | 190 | 96 |
| Moore, David         | WR    | 19       | East Central              | 1  | 2023           | 7   | 0  |
| Moore, Dre           | DT    | 92, 95   | Maryland                  | 1  | 2009           | 7   | 0  |
| Moore, Kyle          | DE/DT | 94       | Southern California       | 2  | 2009-10        | 15  | 7  |
| Moore, Manfred       | RB    | 44       | Southern California       | 1  | 1976           | 10  | 0  |
| Moore, Maulty        | DT    | 65       | Bethune-Cookman           | 1  | 1976           | 5   | 1  |
| Moore, Sterling      | CB    | 26       | SMU                       | 1  | 2015           | 16  | 9  |
| Morgan, Aaron        | DE    | 98       | Louisiana-Monroe          | 1  | 2012           | 7   | 0  |
| Morgan, Karl         | DT    | 67       | UCLA                      | 3  | 1984-86        | 41  | 0  |
| Moritz, Brett        | G/C   | 67       | Nebraska                  | 1  | 1978           | 6   | 0  |
| Morris, Thomas       | CB    | 24       | Michigan State            | 2  | 1982-83        | 20  | 0  |
| Morton, Michael      | RB    | 20, 1    | UNLV                      | 3  | 1982-84        | 41  | 0  |
| Moser, Rick          | RB    | 35       | Rhode Island              | 1  | 1982           | 1   | 0  |
| Moss, Winston        | LB    | 57, 58   | Miami (FL)                | 4  | 1987-90        | 60  | 52 |
| Motley, Parnell      | CB    | 39       | Oklahoma                  | 1  | 2020           | 2   | 0  |
| Mucker, Larry        | WR    | 87       | Arizona State             | 4  | 1977-80        | 53  | 11 |
| Murphy, Frank        | WR    | 87, 15   | Kansas State              | 3  | 2000-01; 04    | 15  | 0  |
| Murphy, Kevin        | LB    | 59       | Oklahoma                  | 6  | 1986-91        | 88  | 53 |
| Murphy, Louis        | WR    | 18       | Florida                   | 2  | 2014-15        | 17  | 4  |
| Murphy, Shawn        | G     | 74       | Utah State                | 1  | 2009           | 1   | 0  |
| Murphy, Yo           | WR    | 88       | Idaho                     | 1  | 1999           | 7   | 0  |
| Murphy-Bunting, Sean | CB    | 26, 23   | Central Michigan          | 4  | 2019-22        | 53  | 36 |
| Murray, Eddie        | PK    | 3        | Tulane                    | 1  | 1992           | 7   | 0  |
| Murray, Patrick      | K     | 7        | Fordham                   | 3  | 2014-15, 2017  | 28  | 0  |
| Myers, Brandon       | TE    | 82       | Iowa                      | 3  | 2014-16        | 41  | 21 |

|                      |       |        | N                 |   |               |     |     |
|----------------------|-------|--------|-------------------|---|---------------|-----|-----|
| Nafziger, Dana       | LB/TE | 51, 83 | Cal Poly SLO      | 6 | 1977-82*      | 68  | 13  |
| Najarian, Pete       | LB    | 57, 58 | Minnesota         | 2 | 1988-89       | 13  | 0   |
| Nassib, Carl         | DE    | 94     | Penn State        | 3 | 2018-19, 2022 | 42  | 18  |
| Neal, Keanu          | S     | 22     | Florida           | 1 | 2022          | 17  | 8   |
| Neal, Lorenzo        | FB    | 41     | Fresno State      | 1 | 1998          | 16  | 1   |
| Neal, Ryan           | S     | 23     | Southern Illinois | 1 | 2023          | 15  | 13  |
| Nece, Ryan           | LB    | 56     | UCLA              | 6 | 2002-07       | 85  | 35  |
| Nelson, Anthony      | LB    | 98     | Iowa              | 5 | 2019-23       | 75  | 12  |
| Nelson, Bob          | DT    | 71     | Miami             | 1 | 1986          | 16  | 11  |
| Neuheisel, Rick      | QB    | 7      | UCLA              | 1 | 1987          | 0   | 0   |
| Newton, Tim          | DT    | 96     | Florida           | 2 | 1990-91       | 30  | 21  |
| Nichols, Gerald      | DT    | 77     | Florida State     | 1 | 1991          | 16  | 5   |
| Nicholson, Donte     | S     | 28, 30 | Oklahoma          | 4 | 2005-08       | 16  | 0   |
| Nickerson, Hardy     | LB    | 56     | California        | 7 | 1993-99       | 104 | 104 |
| Nicks, Carl          | G     | 77     | Nebraska          | 2 | 2012-13       | 9   | 9   |
| Noble, Danny         | TE    | 86     | Toledo            | 2 | 2012-13       | 4   | 0   |
| Novak, Jack          | TE    | 80     | Wisconsin         | 2 | 1976-77       | 21  | 4   |
| Nugent, Mike         | K     | 4      | Ohio State        | 1 | 2009          | 4   | 0   |
| Nunez-Roches, Rakeem | DT    | 56     | Southern Miss     | 5 | 2018-22       | 68  | 22  |
| Nunn, Terrence       | WR    | 83     | Nebraska          | 1 | 2009          | 0   | 0   |

|                   |       |    | O                    |   |               |    |    |
|-------------------|-------|----|----------------------|---|---------------|----|----|
| Oben, Roman       | T     | 72 | Louisville           | 2 | 2002-03       | 31 | 29 |
| Obradovich, Jim   | TE    | 86 | Southern California  | 6 | 1978-83       | 89 | 23 |
| O'Connor, Patrick | DE/DL | 79 | Eastern Michigan     | 6 | 2017, 2019-23 | 68 | 0  |
| Odenigbno, Ifeadi | OLB   | 44 | Northwestern         | 1 | 2022          | 1  | 0  |
| Odum, Jason       | T     | 70 | Florida              | 5 | 1996-00*      | 46 | 41 |
| O'Donoghue, Neil  | PK    | 6  | Auburn               | 2 | 1978-79       | 31 | 0  |
| O'Dwyer, Matt     | G     | 72 | Northwestern         | 1 | 2004          | 4  | 0  |
| Ogletree, Kevin   | WR    | 85 | Virginia             | 1 | 2013          | 4  | 1  |
| Ogunbowale, Dare  | RB    | 44 | Wisconsin            | 2 | 2018-19       | 18 | 0  |
| O'Hara, Pat       | QB    | 4  | Southern California  | 1 | 1991          | 0  | 0  |
| Okam, Frank       | DT    | 98 | Texas                | 2 | 2010-11       | 12 | 6  |
| Olajubutu, Sam    | LB    | 43 | Arkansas             | 1 | 2007*         | 0  | 0  |
| Olatoye, Deji     | CB    | 27 | North Carolina A&T   | 1 | 2017          | 3  | 0  |
| Oliver, Frank     | DB    | 42 | Kentucky State       | 1 | 1976          | 4  | 0  |
| Oliver, Maurice   | LB    | 55 | Southern Mississippi | 1 | 1991          | 3  | 0  |
| Omameh, Patrick   | G     | 66 | Michigan             | 2 | 2013-14       | 16 | 16 |
| Orlovsky, Dan     | QB    | 6  | Connecticut          | 2 | 2012-13       | 3  | 0  |
| O'Steen, Dwayne   | CB    | 44 | San Jose State       | 2 | 1982-83       | 3  | 0  |
| Otton, Cade       | TE    | 88 | Washington           | 2 | 2022-23       | 33 | 28 |
| Overbay, Nathan   | TE    | 84 | Eastern Washington   | 1 | 2010          | 0  | 0  |
| Owens, James      | RB    | 26 | UCLA                 | 4 | 1981-84       | 40 | 12 |
| Owens, Morris     | WR    | 85 | Arizona State        | 4 | 1976-79       | 58 | 47 |
| Owusu, Chris      | WR    | 80 | Stanford             | 3 | 2012-14       | 17 | 4  |

|                   |       |        | P                      |   |               |     |     |
|-------------------|-------|--------|------------------------|---|---------------|-----|-----|
| Packer, Walter    | RB    | 30     | Mississippi State      | 1 | 1977          | 1   | 0   |
| Pagac, Fred       | TE    | 82     | Ohio State             | 1 | 1976          | 14  | 3   |
| Page, Eric        | WR    | 17     | Toledo                 | 1 | 2013          | 16  | 1   |
| Palmer, Mitch     | LB/LS | 54, 57 | Colorado State         | 2 | 1998          | 20  | 0   |
| Palmer, Trey      | WR    | 10     | Nebraska               | 1 | 2023          | 17  | 8   |
| Pamphile, Kevin   | G     | 64     | Purdue                 | 4 | 2014-17       | 53  | 33  |
| Parker, Anthony   | CB    | 27     | Arizona State          | 2 | 1997-98       | 26  | 21  |
| Parker, Jeff      | WR    | 83     | Bethune-Cookman        | 1 | 1992          | 3   | 0   |
| Parker, Preston   | WR    | 87     | North Alabama          | 3 | 2010-12       | 27  | 0   |
| Parks, Jeff       | TE    | 85     | Auburn                 | 1 | 1988          | 3   | 1   |
| Parrish, Roscoe   | PR/WR | 12     | Miami                  | 1 | 2012          | 13  | 0   |
| Patton, Solomon   | WR    | 11     | Florida                | 1 | 2014          | 7   | 0   |
| Paul, Markus      | S     | 36     | Syracuse               | 1 | 1993          | 1   | 0   |
| Paulescu, Sam     | P     | 2      | Oregon State           | 1 | 2009          | 5   | 0   |
| Pawlowski, Mike   | QB    | 9      | California             | 1 | 1992          | 0   | 0   |
| Pear, Dave        | DT    | 76     | Washington             | 3 | 1976-78       | 43  | 43  |
| Pearson, Calvin   | S     | 39     | Grambling              | 3 | 2005-07       | 46  | 2   |
| Peebles, Danny    | WR    | 83     | North Carolina State   | 2 | 1989-90       | 23  | 1   |
| Penn, Donald      | T     | 70     | Utah State             | 8 | 2006-13       | 112 | 108 |
| Peoples, George   | RB    | 38     | Auburn                 | 2 | 1984-85       | 8   | 0   |
| Perkins, Bruce    | RB    | 32     | Arizona State          | 1 | 1990          | 16  | 3   |
| Perriman, Breshad | WR    | 19, 16 | UCF                    | 3 | 2019, 2021-22 | 31  | 7   |
| Peterson, Calvin  | LB    | 58     | UCLA                   | 1 | 1976          | 5   | 4   |
| Peterson, Greg    | DT    | 96     | North Carolina Central | 2 | 2007-08       | 12  | 0   |
| Peterson, Jim     | LB    | 57     | San Diego State        | 1 | 1976          | 3   | 2   |

|                    |        |        |                      |   |          |     |    |
|--------------------|--------|--------|----------------------|---|----------|-----|----|
| Petitgout, Luke    | T      | 77     | Notre Dame           | 1 | 2007     | 4   | 4  |
| Philcox, Todd      | QB     | 15     | Syracuse             | 1 | 1995     | 0   | 0  |
| Phillips, Jermaine | S      | 23     | Georgia              | 8 | 2002-09  | 96  | 74 |
| Pianalto, Zack     | TE     | 80     | North Carolina       | 1 | 2011     | 13  | 0  |
| Pierre-Paul, Jason | DE/OLB | 90     | USF                  | 4 | 2018-21  | 54  | 52 |
| Pierson, Pete      | T      | 69     | Washington           | 8 | 1994-01  | 100 | 21 |
| Pierson, Reggie    | CB     | 20     | Oklahoma State       | 1 | 1976     | 5   | 1  |
| Pillow, Frank      | WR     | 80     | Tennessee State      | 3 | 1988-90  | 34  | 2  |
| Pinion, Bradley    | P      | 8      | Clemson              | 3 | 2019-21  | 47  | 0  |
| Pinkney, Cleveland | DT     | 61     | South Carolina       | 1 | 2003     | 4   | 0  |
| Piscitelli, Sabby  | S      | 21     | Oregon State         | 4 | 2007-10  | 45  | 20 |
| Pittman, Michael   | RB     | 32     | Fresno State         | 6 | 2002-07  | 87  | 51 |
| Pitts, Derrek      | CB     | 38     | North Carolina State | 1 | 2023     | 4   | 0  |
| Pollard, Darryl    | CB     | 31     | Weber State          | 2 | 1992-93* | 16  | 2  |
| Ponder, Elijah     | OLB    | 44     | Cincinnati           | 1 | 2021     | 0   | 0  |
| Porter, Rufus      | LB     | 59     | Southern             | 1 | 1997     | 11  | 10 |
| Poteat, Hank       | CB     | 21     | Pittsburgh           | 1 | 2003     | 1   | 0  |
| Potoa'e, Benning   | DL     | 91     | Washington           | 2 | 2020-21  | 2   | 0  |
| Powe, Keith        | DE     | 95     | UTEP                 | 2 | 1994-95  | 8   | 0  |
| Powell, Marvin     | T      | 74     | Southern California  | 2 | 1986-87  | 9   | 7  |
| Pressley, Chris    | FB     | 45     | Wisconsin            | 2 | 2009-10  | 10  | 3  |
| Price, Brian       | DT     | 92     | UCLA                 | 2 | 2010-11  | 20  | 14 |
| Price, Shawn       | DE     | 92     | Pacific              | 2 | 1993-94  | 15  | 6  |
| Prior, Mike        | S      | 24     | Illinois State       | 1 | 1985     | 16  | 0  |
| Pryor, Lonnie      | FB/RB  | 45     | Florida State        | 1 | 2013     | 0   | 0  |
| Puetz, Gary        | G/T    | 72     | Valparaiso           | 1 | 1978     | 10  | 8  |
| Purvis, Ryan       | TE     | 80, 46 | Boston College       | 2 | 2009-10  | 10  | 2  |
| Pyne, Jim          | G      | 60     | Virginia Tech        | 4 | 1994-97  | 42  | 38 |

## Q

|                  |    |    |            |    |         |     |     |
|------------------|----|----|------------|----|---------|-----|-----|
| Quarles, Shelton | LB | 53 | Vanderbilt | 10 | 1997-06 | 148 | 113 |
| Quinn, Jeff      | QB | 15 | Nebraska   | 1  | 1982    | 0   | 0   |

## R

|                   |       |    |                     |   |          |     |     |
|-------------------|-------|----|---------------------|---|----------|-----|-----|
| Radford, Bruce    | DE/DT | 78 | Grambling           | 1 | 1980     | 12  | 0   |
| Rae, Mike         | QB    | 15 | Southern California | 2 | 1978-79  | 11  | 5   |
| Ragsdale, George  | RB    | 23 | North Carolina A&T  | 4 | 1976-79* | 39  | 0   |
| Rainey, Bobby     | RB    | 43 | Western Kentucky    | 3 | 2013-15  | 41  | 11  |
| Raiola, Dominic   | C     | 59 | Wisconsin           | 1 | 2010     | 1   | 0   |
| Randle, Ervin     | LB    | 54 | Baylor              | 6 | 1985-90  | 85  | 48  |
| Ratliff, Keiwan   | CB    | 37 | Florida             | 1 | 2007     | 0   | 0   |
| Rattay, Tim       | QB    | 13 | Louisiana Tech      | 2 | 2005-06  | 4   | 2   |
| Razzano, Rick     | FB    | 44 | Mississippi         | 1 | 2005     | 1   | 0   |
| Reavis, Dave      | T     | 75 | Arkansas            | 8 | 1976-83  | 98  | 87  |
| Reece, Beasley    | S     | 43 | North Texas State   | 2 | 1983-84  | 25  | 22  |
| Reece, Danny      | CB/S  | 46 | Southern California | 5 | 1976-80  | 72  | 12  |
| Reed, Nick        | DE    | 53 | Oregon              | 1 | 2011     | 3   | 0   |
| Reedy, Bernard    | WR    | 18 | Toledo              | 2 | 2016-17  | 9   | 0   |
| Reese, Booker     | DE    | 66 | Bethune-Cookman     | 3 | 1982-84  | 24  | 7   |
| Reese, Steve      | LB    | 52 | Louisville          | 1 | 1976     | 13  | 10  |
| Reimers, Bruce    | G     | 66 | Iowa State          | 2 | 1992-93  | 27  | 26  |
| Revis, Darrelle   | CB    | 24 | Pittsburgh          | 1 | 2013     | 16  | 16  |
| Reyes, Tutan      | T     | 76 | Mississippi         | 1 | 2002     | 0   | 0   |
| Reynolds, Ricky   | CB    | 29 | Washington State    | 7 | 1987-93  | 105 | 103 |
| Rhett, Errict     | RB    | 32 | Florida             | 4 | 1994-97  | 52  | 31  |
| Rice, Rodney      | CB    | 31 | Brigham Young       | 1 | 1990     | 16  | 1   |
| Rice, Simeon      | DE    | 97 | Illinois            | 6 | 2001-06  | 87  | 87  |
| Richardson, Greg  | WR    | 89 | Alabama             | 1 | 1988     | 2   | 0   |
| Riesenberg, Doug  | T     | 79 | California          | 1 | 1996     | 10  | 10  |
| Risher, Alan      | QB    | 7  | LSU                 | 1 | 1985     | 16  | 0   |
| Rivers, David     | CB    | 27 | Youngstown State    | 2 | 2017-18  | 3   | 0   |
| Roberg, Mike      | TE    | 89 | Idaho               | 1 | 2001     | 1   | 0   |
| Roberson, Derrick | CB    | 29 | Rutgers             | 1 | 2009     | 6   | 0   |
| Roberts, Greg     | G     | 61 | Oklahoma            | 4 | 1979-82  | 45  | 42  |
| Robinson, Damien  | S     | 24 | Iowa                | 4 | 1997-00  | 39  | 32  |
| Robinson, Glenn   | DE    | 64 | Oklahoma State      | 2 | 1976-77  | 28  | 3   |
| Robinson, Greg    | G     | 64 | Sacramento State    | 1 | 1986     | 3   | 0   |
| Robinson, Josh    | CB    | 26 | Central Florida     | 2 | 2016-17  | 27  | 0   |
| Robinson, Mark    | S     | 30 | Penn State          | 3 | 1988-90  | 40  | 40  |
| Robinson, Rashard | CB    | 28 | LSU                 | 1 | 2021     | 7   | 0   |
| Robinson, Travis  | S     | 28 | Auburn              | 1 | 2003     | 4   | 0   |
| Roby, Reggie      | P     | 1  | Iowa                | 1 | 1995     | 16  | 0   |
| Roder, Mirro      | PK    | 5  | None                | 1 | 1976     | 2   | 0   |

|                      |           |           |                     |          |                |           |          |
|----------------------|-----------|-----------|---------------------|----------|----------------|-----------|----------|
| Rodgers, Jacquizz    | RB        | 32        | Oregon State        | 3        | 2016-18        | 42        | 9        |
| Rodriguez, Evan      | FB        | 86, 81    | Temple              | 1        | 2014-          | 1         | 0        |
| Rogers, Glenn        | CB        | 21        | Memphis             | 1        | 1991           | 5         | 1        |
| Rogers, Reggie       | DE        | 75        | Washington          | 1        | 1992           | 2         | 0        |
| Roland, Benji        | DE        | 93        | Auburn              | 1        | 1990           | 3         | 1        |
| Roland, Dennis       | T         | 73        | Georgia             | 1        | 2007           | 0         | 0        |
| Rolling, Henry       | LB        | 55        | Nevada-Reno         | 2        | 1988-89        | 21        | 0        |
| Rouse, Wardell       | LB        | 52        | Clemson             | 2        | 1995-96*       | 16        | 1        |
| Royals, Mark         | P         | 3         | Appalachian State   | 8        | 1990-91,99-01  | 80        | 0        |
| Royster, Mazio       | RB        | 33, 31    | Southern California | 3        | 1992-94        | 33        | 1        |
| Rucker, Conrad       | TE        | 80        | Southern            | 1        | 1980           | 2         | 0        |
| Rudd, Dwayne         | LB        | 57        | Alabama             | 1        | 2003           | 16        | 2        |
| Rudolph, Council     | DE        | 78        | Kentucky State      | 2        | 1976-77        | 28        | 28       |
| Rudolph, Kyle        | TE        | 8         | Notre Dame          | 1        | 2022           | 9         | 0        |
| Rusk, Reggie         | CB        | 28, 26    | Kentucky            | 2        | 1996-97        | 5         | 0        |
| Russell, Chapelle    | LB        | 53        | Temple              | 1        | 2020           | 11        | 0        |
| <b>Russell, J.J.</b> | <b>LB</b> | <b>51</b> | <b>Memphis</b>      | <b>2</b> | <b>2022-23</b> | <b>14</b> | <b>1</b> |
| Russell, J.R.        | WR        | 87        | Louisville          | 1        | 2005           | 0         | 0        |
| Russell, Ryan        | DE        | 96        | Purdue              | 2        | 2016-17        | 22        | 7        |
| Ruud, Barrett        | LB        | 51        | Nebraska            | 6        | 2005-10        | 95        | 68       |
| Ryan, Logan          | S         | 26        | Rutgers             | 1        | 2022           | 9         | 6        |
| Ryan, Tim            | G/C       | 64, 46    | Notre Dame          | 3        | 1991-93        | 37        | 1        |
| Ryans, Larry         | WR        | 89        | Clemson             | 1        | 1996           | 3         | 0        |
| Ryczek, Dan          | C         | 51        | Virginia            | 2        | 1976-77        | 28        | 21       |

## S

|                          |          |            |                     |          |                |           |          |
|--------------------------|----------|------------|---------------------|----------|----------------|-----------|----------|
| Samuels, Tony            | TE       | 80         | Bethune-Cookman     | 1        | 1980           | 6         | 3        |
| Sanborn, Garrison        | LS       | 65, 89     | Florida State       | 2        | 2017-18        | 32        | 0        |
| Sanders, Gene            | DT/G/T   | 74         | Texas A&M           | 7        | 1979-85        | 76        | 40       |
| Santos, Cairo            | K        | 5          | Tulane              | 1        | 2018           | 7         | 0        |
| Sapp, Warren             | DT       | 99         | Miami (FL)          | 9        | 1995-03        | 140       | 130      |
| Saunders, Cedric         | TE       | 49         | Ohio State          | 1        | 1995           | 3         | 0        |
| Savage, Josh             | DE       | 93         | Utah                | 1        | 2004           | 6         | 0        |
| Schnell, Spencer         | WR       | 83         | Illinois State      | 1        | 2019           | 1         | 0        |
| Schroeder, Bill          | WR       | 11         | Wisconsin-LaCrosse  | 1        | 2004           | 7         | 2        |
| Schum, Jacob             | P        | 5          | Buffalo             | 1        | 2015           | 16        | 0        |
| Schumacher, Kurt         | G        | 78         | Ohio State          | 1        | 1978           | 4         | 4        |
| Scott, Todd              | S        | 38         | Southwest Louisiana | 2        | 1995-96        | 3         | 2        |
| Scott, Trevor            | DE       | 71         | Buffalo             | 1        | 2013           | 4         | 0        |
| Seals, Ray               | DE       | 98         | None                | 5        | 1989-93        | 47        | 28       |
| Sears, Arron             | G        | 78         | Tennessee           | 3        | 2007-09*       | 31        | 31       |
| Seferian-Jenkins, Austin | TE       | 87         | Washington          | 3        | 2014-16        | 18        | 11       |
| Selmon, Dewey            | DT/LB    | 61, 58     | Oklahoma            | 5        | 1976-80        | 72        | 65       |
| Selmon, Lee Roy          | DE       | 63         | Oklahoma            | 10       | 1976-85*       | 121       | 117      |
| Senat, Deadrin           | DL       | 95, 56     | South Florida       | 2        | 2022-23        | 15        | 0        |
| Shaw, Josh               | DB       | 30         | USC                 | 1        | 2018           | 4         | 0        |
| Shearin, Joe             | G/C      | 64         | Texas               | 1        | 1985           | 10        | 0        |
| Shepard, Russell         | WR       | 89         | LSU                 | 4        | 2013-16        | 57        | 5        |
| Shepherd, Edell          | WR       | 86, 3      | San Jose State      | 2        | 2003-05*       | 19        | 0        |
| Sherman, Richard         | CB       | 5          | Stanford            | 1        | 2021           | 5         | 3        |
| Shipley, A.Q.            | OL       | 62         | Penn State          | 1        | 2020           | 5         | 2        |
| Shipley, Jordan          | WR       | 12         | Texas               | 1        | 2012           | 1         | 0        |
| Shirley, Josh            | DE       | 91         | UNLV                | 1        | 2015           | 5         | 0        |
| Short, Laval             | DT       | 64         | Colorado            | 1        | 1981           | 4         | 0        |
| Shorts III, Cecil        | WR       | 10         | Mount Union         | 1        | 2016           | 9         | 5        |
| Shula, Mike              | QB       | 11         | Alabama             | 1        | 1987           | 0         | 0        |
| Shumann, Mike            | WR       | 82         | Florida State       | 1        | 1980           | 6         | 0        |
| Sidbury, Lawrence        | DE       | 77, 91, 59 | Richmond            | 2        | 2014-15        | 2         | 0        |
| Sileo, Dan               | DT       | 93         | Miami (FL)          | 1        | 1987           | 10        | 0        |
| Siliga, Sealver          | DT       | 70, 96     | Utah                | 2        | 2016-17        | 14        | 0        |
| Silvan, Nilo             | WR       | 87         | Tennessee           | 1        | 1996           | 7         | 0        |
| Simmonds, Mike           | G        | 62         | Indiana State       | 3        | 1987-89*       | 5         | 5        |
| Simms, Chris             | QB       | 2          | Texas               | 5        | 2003-07        | 19        | 15       |
| Sims, Charles            | RB       | 34         | West Virginia       | 4        | 2014-17        | 47        | 2        |
| Sims, Jimmie             | LB       | 55         | Southern California | 1        | 1976           | 2         | 1        |
| Sims, Ryan               | DT       | 98         | North Carolina      | 4        | 2007-10        | 46        | 19       |
| Singleton, Alshermund    | LB       | 51         | Temple              | 6        | 1997-02        | 87        | 15       |
| Skow, Jim                | DE       | 71         | Nebraska            | 1        | 1990           | 12        | 10       |
| <b>Skule, Justin</b>     | <b>T</b> | <b>77</b>  | <b>Vanderbilt</b>   | <b>2</b> | <b>2022-23</b> | <b>18</b> | <b>0</b> |
| Smart, Ian               | RB       | 86         | C.W. Post           | 1        | 2004           | 4         | 0        |
| Smith, Alex              | TE       | 31         | Stanford            | 4        | 2005-08        | 58        | 43       |
| Smith, Antone            | RB       | 36         | Florida State       | 1        | 2016           | 3         | 0        |



|                    |       |        |                        |   |               |     |     |
|--------------------|-------|--------|------------------------|---|---------------|-----|-----|
| Smith, Barry       | WR    | 88     | Florida State          | 1 | 1976          | 13  | 1   |
| Smith, Clifton     | RB    | 22     | Fresno State           | 2 | 2008-09       | 20  | 0   |
| Smith, Corey       | DE    | 98     | North Carolina State   | 3 | 2002-04       | 11  | 0   |
| Smith, Daryl       | LB    | 51     | Georgia Tech           | 1 | 2016          | 16  | 11  |
| Smith, Don         | RB/WR | 47     | Mississippi State      | 3 | 1987-89*      | 21  | 3   |
| Smith, Donovan     | T     | 76     | Penn State             | 8 | 2015-22       | 124 | 124 |
| Smith, Dwight      | CB/S  | 26     | Akron                  | 4 | 2001-04       | 63  | 34  |
| Smith, Evan        | OL    | 62     | Idaho State            | 5 | 2014-18       | 58  | 28  |
| Smith, Herman      | DE    | 91     | Portland State         | 2 | 1995-96       | 8   | 0   |
| Smith, Jacquies    | DE    | 56     | Missouri               | 4 | 2014-17       | 29  | 18  |
| Smith, Jeff        | RB    | 35     | Nebraska               | 2 | 1987-88       | 28  | 11  |
| Smith, Johnny Ray  | CB    | 22     | Lamar                  | 3 | 1981-83*      | 25  | 2   |
| Smith, Justin      | LB    | 59     | Indiana                | 1 | 2003          | 2   | 0   |
| Smith, Michael     | RB    | 34     | Utah State             | 2 | 2012-13*      | 1   | 0   |
| Smith, Ryan        | CB    | 29, 33 | North Carolina Central | 4 | 2016-19, 2022 | 74  | 16  |
| Smith, Sean        | DE    | 92     | Grambling              | 1 | 1989          | 3   | 1   |
| Smith, Shevin      | S     | 29, 30 | Florida State          | 2 | 1998-99       | 19  | 0   |
| Snell, Ray         | G     | 72     | Wisconsin              | 4 | 1980-83       | 45  | 35  |
| Solomon, Jesse     | LB    | 55, 54 | Florida State          | 1 | 1991          | 13  | 12  |
| Solomon, Scott     | DE    | 60     | Rice                   | 2 | 2013-14       | 6   | 0   |
| Solwold, Mike      | LS    | 45     | Wisconsin              | 1 | 2002          | 4   | 0   |
| Sowell, Jerald     | FB    | 33     | Tulane                 | 1 | 2006          | 11  | 0   |
| Spek, Jeff         | TE    | 88     | San Diego State        | 1 | 1986          | 2   | 0   |
| Spence, Akeem      | DT    | 97     | Illinois               | 4 | 2013-16       | 56  | 30  |
| Spence, Blake      | TE    | 84     | Oregon                 | 1 | 2000          | 3   | 0   |
| Spence, Noah       | DE    | 57     | Eastern Kentucky       | 3 | 2016-18       | 34  | 6   |
| Spencer, Evan      | WR    | 85     | Ohio State             | 1 | 2015          | 1   | 0   |
| Spires, Greg       | DE    | 94     | Florida State          | 6 | 2002-07       | 89  | 87  |
| Spradlin, Danny    | LB    | 55     | Tennessee              | 2 | 1983-84       | 31  | 2   |
| Springs, Ron       | RB    | 20     | Ohio State             | 2 | 1985-86       | 24  | 8   |
| Spurlock, Micheal  | WR    | 81, 17 | Mississippi            | 4 | 2007, 09-11   | 37  | 1   |
| Spurrier, Steve    | QB    | 11     | Florida                | 1 | 1976          | 14  | 12  |
| Stalls, Dave       | DE    | 65     | Northern Colorado      | 4 | 1980-83       | 46  | 19  |
| Stamps, Sylvester  | RB/KR | 24     | Jackson State          | 1 | 1989          | 10  | 1   |
| Stargell, Tony     | CB    | 45     | Tennessee State        | 2 | 1994-95       | 24  | 8   |
| Starring, Stephen  | WR    | 81     | McNeese State          | 1 | 1988          | 6   | 0   |
| Staten, Robert     | FB    | 33     | Jackson State          | 1 | 1996          | 6   | 0   |
| Stecker, Aaron     | RB    | 22, 27 | Western Illinois       | 4 | 2000-03       | 55  | 2   |
| Stensrud, Mike     | DT    | 94     | Iowa State             | 1 | 1987          | 12  | 12  |
| Stephens, Darnell  | LB    | 54     | Clemson                | 2 | 1995-96       | 14  | 0   |
| Stephens, Travis   | RB    | 36     | Tennessee              | 1 | 2002          | 1   | 0   |
| Steussie, Todd     | T     | 75     | California             | 2 | 2004-05       | 31  | 5   |
| Stevens, Jerramy   | TE    | 86     | Washington             | 4 | 2007-10       | 50  | 15  |
| Stewart, Darian    | S     | 24     | South Carolina         | 1 | 2019          | 13  | 1   |
| Stewart, M.J.      | CB    | 36     | North Carolina         | 2 | 2018-19       | 21  | 6   |
| Stewart, Orion     | S     | 30     | Baylor                 | 1 | 2019*         | 0   | 0   |
| Stinchcomb, Matt   | G     | 78     | Georgia                | 2 | 2004-05*      | 16  | 16  |
| Stinnie, Aaron     | G     | 64     | James Madison          | 5 | 2019-23*      | 27  | 12  |
| Stocker, Luke      | TE    | 88     | Tennessee              | 7 | 2011-17       | 80  | 56  |
| Stone, Ken         | S     | 28     | Vanderbilt             | 1 | 1976          | 14  | 14  |
| Storer, Byron      | FB    | 44     | California             | 3 | 2007-09*      | 15  | 6   |
| Stovall, Maurice   | WR    | 85     | Notre Dame             | 5 | 2006-10       | 56  | 11  |
| Strait, Derrick    | CB    | 31     | Oklahoma               | 1 | 2006          | 0   | 0   |
| Stroughter, Sammie | WR    | 18     | Oregon State           | 4 | 2009          | 33  | 4   |
| Stryzinski, Dan    | P     | 4      | Indiana                | 3 | 1992-94       | 48  | 0   |
| Stuard, Grant      | LB    | 48     | Houston                | 1 | 2021          | 17  | 0   |
| Studaway, Mark     | DE    | 71     | Tennessee              | 1 | 1985          | 6   | 0   |
| Succop, Ryan       | K     | 3      | South Carolina         | 3 | 2020-22       | 50  | 0   |
| Suh, Ndamukong     | DL    | 93     | Nebraska               | 3 | 2019-21       | 49  | 49  |
| Sullivan, Mike     | C/G   | 67     | Miami (FL)             | 4 | 1992-95       | 48  | 4   |
| Sully, Ivory       | S     | 44     | Delaware               | 2 | 1985-86       | 32  | 27  |
| Swayne, Harry      | DE/T  | 70     | Rutgers                | 4 | 1987-90       | 44  | 3   |
| Swearinger, D.J.   | S     | 36     | South Carolina         | 1 | 2015          | 7   | 0   |
| Sweezy, J.R.       | G     | 73     | North Carolina State   | 1 | 2017          | 14  | 14  |
| Swider, Larry      | P     | 9, 5   | Pittsburgh             | 2 | 1977, 1981-82 | 22  | 0   |
| Swoope, Craig      | S     | 41     | Illinois               | 2 | 1986-87       | 16  | 11  |

T

|              |    |    |               |   |         |    |    |
|--------------|----|----|---------------|---|---------|----|----|
| Talib, Aqib  | CB | 25 | Kansas        | 5 | 2008-12 | 58 | 45 |
| Tandy, Keith | DB | 37 | West Virginia | 6 | 2012-17 | 84 | 15 |
| Tapp, Darryl | DE | 56 | Virginia Tech | 1 | 2017    | 3  | 1  |
| Tate, Lars   | RB | 34 | Georgia       | 2 | 1988-89 | 30 | 19 |

FRONT OFFICE

PLAYERS

2023 REVIEW

HISTORY

RECORDS

SIDELINES

|                      |       |        |                      |   |         |     |    |
|----------------------|-------|--------|----------------------|---|---------|-----|----|
| Tate, Willy          | TE    | 82     | Oregon               | 1 | 1996    | 13  | 0  |
| Taylor, Adarius      | LB    | 53     | Florida Atlantic     | 4 | 2015-18 | 50  | 14 |
| Taylor, Gene         | WR    | 85     | Fresno State         | 2 | 1987-88 | 11  | 0  |
| Taylor, Jay          | K     | 6      | West Virginia        | 1 | 2004    | 5   | 0  |
| Taylor, Rob          | T     | 72     | Northwestern         | 8 | 1986-93 | 110 | 91 |
| Te'o-Nesheim, Daniel | DE    | 50     | Washington           | 3 | 2011-13 | 33  | 26 |
| Terry, Jeb           | G     | 77     | North Carolina       | 3 | 2004-06 | 30  | 1  |
| Testaverde, Vinny    | QB    | 14     | Miami (FL)           | 6 | 1987-92 | 76  | 72 |
| Thigpen, Marcus      | WR    | 19     | Indiana              | 1 | 2014    | 4   | 0  |
| Thomas, Broderick    | LB    | 51     | Nebraska             | 5 | 1989-93 | 80  | 55 |
| Thomas, Ed           | TE    | 86     | Houston              | 2 | 1990-91 | 13  | 0  |
| Thomas, George       | WR    | 87     | UNLV                 | 1 | 1992    | 5   | 1  |
| Thomas, Kelly        | T     | 70     | Southern California  | 2 | 1983-84 | 24  | 15 |
| Thomas, Kevin        | C     | 64     | Arizona State        | 1 | 1988    | 10  | 0  |
| Thomas, Lamar        | WR    | 87     | Miami (FL)           | 3 | 1993-95 | 36  | 2  |
| Thomas, Norris       | CB    | 41     | Southern Mississippi | 5 | 1980-84 | 66  | 25 |
| Thomas, Robb         | WR    | 84     | Oregon State         | 3 | 1996-98 | 35  | 9  |
| Thomas, Zach         | WR    | 84     | South Carolina State | 1 | 1984    | 2   | 0  |
| Thompkins, Deven     | WR    | 83     | Utah State           | 2 | 2022-23 | 22  | 2  |
| Thompson, Jack       | QB    | 14     | Washington State     | 2 | 1983-84 | 18  | 16 |
| Thompson, LeRoy      | RB    | 34     | Penn State           | 1 | 1996    | 5   | 0  |
| Thompson, Robert     | LB    | 56, 59 | Michigan             | 2 | 1983-84 | 19  | 2  |
| Tiggle, Calvin       | LB    | 58     | Georgia Tech         | 2 | 1991-92 | 24  | 4  |
| Tinker, Carson       | LS    | 46     | Alabama              | 1 | 2021    | 8   | 0  |
| Tomberlin, Pat       | G     | 68     | Florida State        | 1 | 1993    | 2   | 0  |
| Toomay, Pat          | DE    | 66     | Vanderbilt           | 1 | 1976    | 14  | 14 |
| Trask, Kyle          | QB    | 2      | Florida              | 3 | 2021-23 | 3   | 0  |
| Trewyn, Nate         | C     | 60     | Wisconsin-Whitewater | 1 | 2019    | 0   | 0  |
| Triner, Zach         | LS    | 97     | Assumption College   | 4 | 2019-22 | 75  | 0  |
| Tripoli, Paul        | S     | 24     | Alabama              | 1 | 1987    | 13  | 4  |
| Trotter, Jeremiah    | LB    | 50     | Stephen F. Austin    | 1 | 2007    | 3   | 1  |
| Troupe, Ben          | TE    | 83     | Florida              | 1 | 2008    | 2   | 0  |
| Trueblood, Jeremy    | T     | 65     | Boston College       | 7 | 2006-12 | 101 | 84 |
| Tryon-Shoyinka, Joe  | OLB   | 9      | Washington           | 3 | 2021-23 | 51  | 34 |
| Tucker, Sean         | RB    | 1      | Syracuse             | 1 | 2023    | 11  | 0  |
| Tupa, Tom            | P     | 9      | Ohio State           | 2 | 2002-03 | 32  | 0  |
| Turk, Dan            | G/C   | 50     | Wisconsin            | 2 | 1987-88 | 25  | 13 |
| Turner, Nolan        | S     | 34     | Clemson              | 1 | 2022    | 5   | 0  |
| Turner, Vernon       | RB/KR | 45, 30 | Carson-Newman        | 2 | 1993-94 | 13  | 1  |
| Tuttle, Perry        | WR    | 81     | Clemson              | 1 | 1984    | 3   | 0  |
| Tyler, Andre         | WR    | 81     | Stanford             | 2 | 1982-83 | 14  | 0  |

## U

|                   |      |        |               |   |             |    |    |
|-------------------|------|--------|---------------|---|-------------|----|----|
| Uko, George       | DT   | 58, 95 | USC           | 1 | 2014        | 1  | 0  |
| Underwood, Tiquan | WR   | 11     | Rutgers       | 2 | 2012-13     | 26 | 10 |
| Unutoa, Morris    | C/LS | 68     | Brigham Young | 3 | 1999-00, 02 | 30 | 0  |
| Upshaw, Regan     | DE   | 91, 73 | California    | 3 | 1996-99     | 48 | 47 |
| Urrutia, Mario    | WR   | 19, 89 | Louisville    | 1 | 2009        | 0  | 0  |

## V

|                   |    |        |             |   |         |    |    |
|-------------------|----|--------|-------------|---|---------|----|----|
| Vance, Eric       | S  | 33     | Vanderbilt  | 4 | 1998-01 | 33 | 1  |
| Vaughn, Ke'Shawn  | RB | 30, 21 | Vanderbilt  | 4 | 2020-23 | 43 | 1  |
| Vea, Vita         | DT | 50     | Washington  | 6 | 2018-23 | 79 | 74 |
| Verner, Alterraun | CB | 21     | UCLA        | 3 | 2014-16 | 46 | 23 |
| Verser, David     | WR | 84     | Kansas      | 1 | 1985    | 1  | 0  |
| Vincent, Keydrick | G  | 66     | Mississippi | 1 | 2010    | 5  | 5  |
| Vlasic, Mark      | QB | 13     | Iowa        | 1 | 1993    | 0  | 0  |

## W

|                  |       |        |                  |   |         |    |    |
|------------------|-------|--------|------------------|---|---------|----|----|
| Waddell, Charles | TE    | 82     | North Carolina   | 1 | 1977    | 0  | 0  |
| Wade, John       | C     | 76     | Marshall         | 5 | 2003-07 | 72 | 72 |
| Walker, Jackie   | LB/TE | 56, 85 | Jackson State    | 4 | 1986-89 | 57 | 9  |
| Walker, Kenyatta | T     | 67     | Florida          | 6 | 2001-06 | 75 | 73 |
| Walker, Kevin    | CB    | 37     | East Carolina    | 2 | 1986-87 | 7  | 3  |
| Walker, Marquise | WR    | 82     | Michigan         | 1 | 2002    | 0  | 0  |
| Wallace, Cody    | C/G   | 74     | Texas A&M        | 1 | 2012    | 8  | 0  |
| Walsh, Steve     | QB    | 4      | Miami (FL)       | 2 | 1997-98 | 17 | 0  |
| Walton, Brandon  | OL    | 73     | Florida Atlantic | 2 | 2022-23 | 15 | 2  |
| Wansley, Tim     | CB    | 31     | Georgia          | 2 | 2002-03 | 13 | 6  |
| Ward, Channing   | DL    | 71     | Ole Miss         | 2 | 2016-17 | 6  | 1  |
| Ward, Derrick    | RB    | 28     | Ottawa (KS)      | 1 | 2009    | 14 | 1  |
| Ward, John       | G-C   | 73     | Oklahoma State   | 1 | 1976    | 4  | 3  |

|                       |            |              |                          |          |                |           |           |
|-----------------------|------------|--------------|--------------------------|----------|----------------|-----------|-----------|
| Ward, T.J.            | S          | 43           | Oregon                   | 1        | 2017           | 12        | 4         |
| Ware, D.J.            | RB         | 28           | Georgia                  | 1        | 2012           | 16        | 1         |
| Warnke, Dave          | PK         | 2            | Augsburg                 | 1        | 1983           | 1         | 0         |
| Warner, Ron           | DE         | 95           | Kansas                   | 2        | 2002-03        | 8         | 0         |
| Warren, Jeremiah      | OL         | 60           | USF                      | 1        | 2015           | 3         | 0         |
| Warren, Paris         | WR         | 82           | Utah                     | 3        | 2005-06*       | 8         | 0         |
| Washington, Chris     | LB         | 51           | Iowa State               | 5        | 1984-88        | 76        | 52        |
| Washington, Mike      | CB         | 40           | Alabama                  | 9        | 1976-84        | 100       | 97        |
| Washington, Todd      | C/G        | 75, 77       | Virginia Tech            | 5        | 1998-02        | 51        | 3         |
| Watford, Earl         | G          | 71           | James Madison            | 1        | 2019           | 15        | 4         |
| Watson, Dekoda        | LB         | 56           | Florida State            | 4        | 2010-13        | 60        | 6         |
| Watson, Derek         | RB         | 22           | South Carolina State     | 1        | 2005           | 0         | 0         |
| Watson, Justin        | WR         | 17           | Pennsylvania             | 4        | 2018-21        | 40        | 4         |
| <b>Watts, Markees</b> | <b>OLB</b> | <b>58</b>    | <b>Charlotte</b>         | <b>1</b> | <b>2023</b>    | <b>7</b>  | <b>0</b>  |
| Weatherspoon, Chuck   | RB         | 37           | Houston                  | 1        | 1991           | 4         | 0         |
| Webber, Raymond       | WR         | 86           | Arkansas-Pine Bluff      | 1        | 2011*          | 0         | 0         |
| Webster, Nate         | LB         | 52           | Miami (FL)               | 4        | 2000-03        | 63        | 6         |
| Weldon, Casey         | QB         | 11           | Florida State            | 4        | 1993-96        | 24        | 0         |
| <b>Wells, David</b>   | <b>TE</b>  | <b>89</b>    | <b>San Diego State</b>   | <b>1</b> | <b>2023</b>    | <b>5</b>  | <b>0</b>  |
| Wells, Josh           | T          | 72           | James Madison            | 4        | 2019-22        | 56        | 15        |
| Wender, Jack          | RB         | 38           | Fresno State             | 1        | 1977           | 2         | 0         |
| Westbrook, Tevin      | TE         | 81           | Florida                  | 1        | 2015           | 0         | 0         |
| Wester, Leonard       | T          | 66           | Missouri Western State   | 3        | 2016-18        | 27        | 1         |
| Weston, Rhondy        | DE         | 77           | Florida                  | 1        | 1989           | 12        | 2         |
| Wheeler, Mark         | DT         | 77           | Texas A&M                | 4        | 1992-95        | 55        | 46        |
| Whitaker, Ronyell     | CB         | 29           | Virginia Tech            | 1        | 2003           | 4         | 1         |
| White, Brad           | DT         | 90           | Tennessee                | 3        | 1981-83        | 41        | 0         |
| White, Charlie        | RB         | 28           | Bethune-Cookman          | 1        | 1978           | 7         | 1         |
| White, Devin          | LB         | 45           | LSU                      | 5        | 2019-23        | 76        | 75        |
| White, Dewayne        | DE         | 90           | Louisville               | 4        | 2003-06        | 60        | 13        |
| White, Stylez G.      | DE         | 91           | Minnesota                | 4        | 2007-10        | 63        | 23        |
| White, Jamel          | RB         | 22           | South Dakota             | 1        | 2004           | 7         | 0         |
| White, Jeris          | CB         | 45           | Hawaii                   | 3        | 1977-79        | 46        | 46        |
| White, Markus         | DE         | 92           | Florida State            | 1        | 2012           | 2         | 0         |
| <b>White, Rachaad</b> | <b>RB</b>  | <b>29, 1</b> | <b>Arizona State</b>     | <b>2</b> | <b>2022-23</b> | <b>34</b> | <b>25</b> |
| White, Robb           | DE/DT      | 91           | South Dakota             | 1        | 1990           | 7         | 1         |
| White, Steve          | DE         | 94           | Tennessee                | 6        | 1996-01        | 79        | 15        |
| Whitehead, Jordan     | S          | 31, 33       | Pittsburgh               | 4        | 2018-21        | 59        | 55        |
| Whittle, Jason        | G          | 65           | Southwest Missouri State | 1        | 2003           | 16        | 5         |
| Wilcox, Daniel        | TE         | 41           | Appalachian State        | 2        | 2002-03        | 2         | 0         |
| Wilder, James         | RB         | 32           | Missouri                 | 9        | 1981-89        | 113       | 102       |
| Wilkerson, Jimmy      | DE/DT      | 97           | Oklahoma                 | 2        | 2008-09        | 31        | 16        |
| Wilkins, Mazzi        | CB         | 37           | USF                      | 2        | 2019-20        | 6         | 0         |
| Williams, Carnell     | RB         | 24           | Auburn                   | 6        | 2005-10        | 70        | 57        |
| Williams, David       | WR         | 80           | Illinois                 | 1        | 1986           | 15        | 0         |
| Williams, D.J.        | TE         | 85           | Arkansas                 | 1        | 2014           | 0         | 0         |
| Williams, Doug        | QB         | 12           | Grambling                | 5        | 1978-82        | 67        | 67        |
| Williams, Ed          | FB         | 43           | Langston                 | 2        | 1976-77        | 26        | 15        |
| Williams, Jason       | LB         | 52           | Western Illinois         | 1        | 2014           | 3         | 0         |
| Williams, Jimmy       | LB         | 54           | Nebraska                 | 2        | 1992-93        | 27        | 24        |
| Williams, Karl        | WR         | 86           | Texas A&M-Kingsville     | 8        | 1996-03        | 115       | 22        |
| Williams, Marcus      | CB         | 22           | North Dakota State       | 1        | 2018           | 2         | 0         |
| Williams, Mark        | LB         | 58           | Ohio State               | 1        | 1996           | 0         | 0         |
| Williams, Mike        | WR         | 19           | Syracuse                 | 1        | 2010-13        | 54        | 52        |
| Williams, Roland      | TE         | 81           | Syracuse                 | 1        | 2003           | 1         | 0         |
| Williams, T.J.        | TE         | 45           | North Carolina State     | 1        | 2006*          | 0         | 0         |
| Willis, Ken           | PK         | 1            | Kentucky                 | 1        | 1992           | 9         | 0         |
| Wilson, Bernard       | DT         | 96           | Tennessee State          | 2        | 1993-94        | 14        | 2         |
| Wilson, Bobo          | WR         | 85           | Florida State            | 3        | 2017-19        | 14        | 2         |
| Wilson, Charles       | WR         | 84           | Memphis                  | 3        | 1992-94        | 31        | 8         |
| Wilson, C.J.          | CB         | 41           | North Carolina State     | 1        | 2014           | 2         | 0         |
| Wilson, E.J.          | DE         | 78           | North Carolina           | 1        | 2011*          | 0         | 0         |
| Wilson, Jerry         | CB         | 24           | Southern                 | 1        | 1995*          | 0         | 0         |
| Wilson, Karl          | DE         | 91           | LSU                      | 1        | 1994           | 14        | 2         |
| Wilson, Reinard       | DE         | 95           | Florida State            | 1        | 2003           | 0         | 0         |
| Wilson, Robert        | FB         | 20           | Texas A&M                | 1        | 1991           | 16        | 15        |
| Wilson, Rod           | LB         | 56           | South Carolina           | 2        | 2008-09        | 8         | 0         |
| Wilson, Shaun         | RB         | 38           | Duke                     | 1        | 2018           | 5         | 0         |
| Wilson, Steve         | C/T/G      | 50, 79       | Georgia                  | 10       | 1976-85        | 126       | 104       |
| Winans, Jeff          | T/G        | 62           | Southern California      | 2        | 1977-78        | 12        | 12        |

## FRONT OFFICE

## PLAYERS

## 2023 REVIEW

## HISTORY

## RECORDS

## SIDELINES

|                       |       |        |                     |   |         |     |    |
|-----------------------|-------|--------|---------------------|---|---------|-----|----|
| Winborn, Jamie        | LB    | 50     | Vanderbilt          | 1 | 2006    | 14  | 0  |
| Winfield Jr., Antoine | S     | 31     | Minnesota           | 4 | 2020-23 | 59  | 59 |
| Winfrey, Stan         | RB    | 36     | Arkansas State      | 1 | 1977    | 2   | 0  |
| Winslow, Kellen       | TE    | 82     | Miami (FL)          | 3 | 2009-11 | 48  | 40 |
| Winston, Jameis       | QB    | 3      | Florida State       | 5 | 2015-19 | 72  | 70 |
| Wirfs, Tristan        | T     | 78     | Iowa                | 4 | 2020-23 | 63  | 63 |
| Witte, Mark           | TE    | 85, 93 | North Texas State   | 3 | 1983-85 | 48  | 2  |
| Wonsley, Nathan       | RB    | 46     | Mississippi         | 1 | 1986    | 10  | 2  |
| Wolford, John         | QB    | 11     | Wake Forest         | 1 | 2023    | 0   | 0  |
| Wood, Richard         | LB    | 54     | Southern California | 9 | 1976-84 | 132 | 89 |
| Woods, Al             | DT    | 95     | LSU                 | 1 | 2010    | 9   | 0  |
| Woods, Rick           | S     | 20     | Boise State         | 1 | 1987    | 5   | 5  |
| Word, Roscoe          | CB    | 24     | Jackson State       | 1 | 1976    | 3   | 2  |
| Workman, Vince        | RB    | 46     | Ohio State          | 2 | 1993-94 | 31  | 19 |
| Worthington, Doug     | DT    | 79     | Ohio State          | 1 | 2010    | 0   | 0  |
| Worthy, Jerel         | DT    | 56     | Michigan State      | 1 | 2018    | 4   | 0  |
| Wreh-Wilson, Bledi    | CB    | 36     | Connecticut         | 1 | 2021    | 1   | 0  |
| Wright, Charles       | CB    | 21     | Tulsa               | 1 | 1988    | 2   | 0  |
| Wright, Eric          | CB    | 21     | UNLV                | 1 | 2012    | 10  | 10 |
| Wright, Keith         | DT    | 68     | Missouri            | 2 | 2004-05 | 0   | 0  |
| Wright, Major         | S     | 31     | Florida             | 3 | 2014-16 | 23  | 9  |
| Wright, Tim           | TE    | 81     | Rutgers             | 1 | 2013    | 16  | 8  |
| Wunsch, Jerry         | T     | 71     | Wisconsin           | 5 | 1997-02 | 80  | 46 |
| Wyatt, Willie         | DT    | 66     | Alabama             | 1 | 1990    | 7   | 3  |
| Wyms, Ellis           | DT/DE | 96     | Mississippi State   | 6 | 2001-06 | 66  | 9  |
| Wynn, Milton          | WR    | 88     | Washington State    | 1 | 2001    | 1   | 0  |

## Y

|                  |       |          |                      |   |                |     |    |
|------------------|-------|----------|----------------------|---|----------------|-----|----|
| Yarno, George    | G/C/T | 68,69,66 | Washington State     | 8 | 1979-83; 85-87 | 109 | 65 |
| Yelder, Deon     | TE    | 82       | Western Kentucky     | 1 | 2021           | 5   | 0  |
| Yepremian, Garo  | PK    | 1        | None                 | 2 | 1980-81        | 19  | 0  |
| Young, Kenny     | LB    | 33       | UCLA                 | 1 | 2022           | 4   | 0  |
| Yoder, Todd      | TE    | 80       | Vanderbilt           | 4 | 2000-03        | 57  | 2  |
| Young, Floyd     | CB    | 31       | Texas A&M-Kingsville | 4 | 1997-00        | 36  | 1  |
| Young, Randy     | T     | 70       | Iowa State           | 1 | 1976           | 9   | 0  |
| Young, Steve     | T     | 71       | Colorado             | 1 | 1976           | 12  | 11 |
| Young, Steve     | QB    | 8        | Brigham Young        | 2 | 1985-86        | 19  | 19 |
| Yount, Christian | LS    | 46       | UCLA                 | 1 | 2011           | 7   | 0  |

## Z

|                |    |    |            |   |         |    |    |
|----------------|----|----|------------|---|---------|----|----|
| Zeier, Eric    | QB | 15 | Georgia    | 2 | 1999-00 | 5  | 1  |
| Zemaitis, Alan | CB | 29 | Penn State | 1 | 2006    | 0  | 0  |
| Zuttah, Jeremy | OL | 76 | Rutgers    | 7 | 2008-13 | 90 | 76 |

\* Spent one full season on injured reserve or similar reserve list. Seasons on injured reserve are included in total number of seasons.

@ All the numbers worn by a player during a game played are listed. The first number listed is the primary or most often worn number. Where no number is primary, the first number worn is listed.

^ Was not on active roster during the regular season, but was on the active roster for at least one playoff game

The following were members of the 1987 replacement team fielded during the NFLPA players strike. Games played and started are listed in parentheses. The totals of Ray Criswell, Brian Gant, Charles Gladman, Steve Holloway, Paul Tripoli and Kevin Walker, who were on the roster subsequent to the strike, and Dwayne Dixon, who previously played with the Bucs in 1984, are listed on the main roster: RB Greg Boone (2,0); OG Rufus Brown (2,0); WR Steve Carter (3,1); DE Walter Carter (2,1); DE Mike Clark (3,3); DB Torin Clark (2,0); DB Ivory Curry (3,2); DB Jeff George (2,1); DE Roy Harris (3,2); OT Dave Heffernan (2,0); QB Mike Hold (2,0); OG Jim Huddleston (1,1); OG John Hunt (1,0); WR David Jackson (1,0); LB Cam Jacobs (3,0); T David Johnson (0,0); OG David Jordan (3,3); DB Tim King (3,0); RB Dan Land (3,2); LB Fred McCallister (3,3); TE Jeff Modesitt (1,0); LB Sankar Montoute (3,3); NT Fred Nordgren (3,3); OG Paul O'Connor (2,2); DB Lee Paige (3,0); LB Leon Pennington (3,0); C Chuck Pitcock (2,2); OG Donald Pumphrey (3,3); DB Marcus Quinn (3,3); DE James Ramey (3,0); QB John Reaves (2,2); RB Harold Ricks (3,1); DE Charles Riggins (3,0); WR Stanley Shakespeare (1,0); OT Reggie Smith (3,3); WR Eric Streater (3,3); PK Van Tiffin (3,0); LB Pat Teague (1,1); RB Derrick Thomas (1,0); DE Calvin Turner (3,0); LB Miles Turpin (3,2); WR Herkie Walls (2,2); TE Arthur Wells (2,0); FB Adrian Wright (3,3); QB Jim Zorn (1,1).

# ALL-TIME DRAFT

## BUCCANEERS IN THE FIRST ROUND (OVERALL PICK)

|      |                                       |
|------|---------------------------------------|
| 1976 | DE Lee Roy Selmon, Oklahoma (1)       |
| 1977 | RB Ricky Bell, USC (1)                |
| 1978 | QB Doug Williams, Grambling (17)      |
| 1979 | None                                  |
| 1980 | G Ray Snell, Wisconsin (22)           |
| 1981 | LB Hugh Green, Pittsburgh (7)         |
| 1982 | G Sean Farrell, Penn State (17)       |
| 1983 | None                                  |
| 1984 | None                                  |
| 1985 | DE Ron Holmes, Washington (8)         |
| 1986 | RB Bo Jackson, Auburn (1)             |
|      | CB Rod Jones, SMU (25)                |
| 1987 | QB Vinny Testaverde, Miami (1)        |
| 1988 | T Paul Gruber, Wisconsin (4)          |
| 1989 | LB Broderick Thomas, Nebraska (6)     |
| 1990 | LB Keith McCants, Alabama (4)         |
| 1991 | T Charles McRae, Tennessee (7)        |
| 1992 | None                                  |
| 1993 | DE Eric Curry, Alabama (6)            |
| 1994 | QB Trent Duffer, Fresno State (6)     |
| 1995 | DT Warren Sapp, Miami (12)            |
|      | LB Derrick Brooks, Florida State (28) |
| 1996 | DE Regan Upshaw, California (12)      |
|      | DT Marcus Jones, North Carolina (22)  |
| 1997 | RB Warrick Dunn, Florida State (12)   |
|      | WR Reidel Anthony, Florida (16)       |
| 1998 | None                                  |
| 1999 | DT Anthony McFarland, LSU (15)        |
| 2000 | None                                  |
| 2001 | T Kenyatta Walker, Florida (14)       |
| 2002 | None                                  |

|      |  |
|------|--|
| 2003 | None                                   |
| 2004 | WR Michael Clayton, LSU (15)           |
| 2005 | RB Carnell Williams, Auburn (5)        |
| 2006 | G/T Davin Joseph, Oklahoma (23)        |
| 2007 | DE Gaines Adams, Clemson (4)           |
| 2008 | CB Aqib Talib, Kansas (20)             |
| 2009 | QB Josh Freeman, Kansas State (17)     |
| 2010 | DT Gerald McCoy, Oklahoma (3)          |
| 2011 | DE Adrian Clayborn, Iowa (20)          |
| 2012 | S Mark Barron, Alabama (7)             |
|      | RB Doug Martin, Boise State (31)       |
| 2013 | None                                   |
| 2014 | WR Mike Evans, Texas A&M (7)           |
| 2015 | QB Jameis Winston, Florida State (1)   |
| 2016 | CB Vernon Hargreaves III, Florida (11) |
| 2017 | TE O.J. Howard, Alabama (19)           |
| 2018 | DT Vita Vea, Washington (12)           |
| 2019 | LB Devin White, LSU (5)                |
| 2020 | T Tristan Wirfs, Iowa (13)             |
| 2021 | LB Joe Tryon, Washington (32)          |
| 2022 | None                                   |
| 2023 | C Graham Barton, Duke (26)             |

## FIRST ROUND DRAFTEES BY POSITION

| Position          | No. |
|-------------------|-----|
| Defensive Linemen | 12  |
| Offensive Linemen | 8   |
| Linebackers       | 6   |
| Quarterbacks      | 5   |
| Running Backs     | 5   |
| Defensive Backs   | 4   |
| Wide Receivers    | 3   |
| Tight End         | 1   |

**FIRST-ROUND TRADE NOTES...1978:** Tampa Bay traded first overall pick to Houston for TE Jimmie Giles, Houston's first (17th overall) and second-round picks in '78 and third and fifth-round picks in '79. Tampa Bay selected QB Doug Williams; **1979:** Tampa Bay traded first-round pick (4th overall) to Chicago for DE Wally Chambers; **1983:** Tampa Bay traded 1983 first-round pick (18th overall) in 1982 to Chicago for 1982 second-round pick, used to select DE Booker Reese; **1984:** Tampa Bay traded 1984 first-round pick (1st overall) to Cincinnati in 1983 for QB Jack Thompson; **1986:** Tampa Bay acquired Miami's first-round pick (25th overall) for LB Hugh Green and selected CB Rod Jones; **1992:** Tampa Bay traded 1992 first-round pick (2nd overall) to Indianapolis in 1991 for QB Chris Chandler; **1995:** Tampa Bay traded first (7th overall) and third-round picks to Philadelphia for first (12th overall) and two second-round picks. Tampa Bay then traded two second-round picks to Dallas for first-round pick (28th overall). Tampa Bay selected DT Warren Sapp and LB Derrick Brooks; **1996:** Tampa Bay traded QB Craig Erickson to Indianapolis for first-round pick (22nd overall). Tampa Bay selected DT Marcus Jones; **1997:** Tampa Bay traded 1996 second-round pick to San Diego for 1997 first-round pick (16th overall). Tampa Bay traded first (8th overall) and fourth-round picks to N.Y. Jets for first-round pick (sixth overall), then traded that pick to Seattle for first (12th overall) and third-round picks. Tampa Bay selected RB Warrick Dunn and WR Reidel Anthony; **1998:** Tampa Bay traded first-round pick (23rd overall) to Oakland for two second-round picks. Tampa Bay traded 1998 second-round pick to San Diego for first-round pick in 2000; **2000:** Tampa Bay traded two first-round picks (13th, 27th overall) to N.Y. Jets for WR Keyshawn Johnson; **2001:** Tampa Bay traded its first-round (21st overall) and second-round (51st overall) picks to Buffalo for first-round pick (14th overall). Tampa Bay selected T Kenyatta Walker; **2002:** Tampa Bay traded its first-round picks in 2002 (21st overall) and 2003, and its second-round pick in 2002 (53rd overall) and its second-round pick in 2004, to Oakland to obtain rights to head coach Jon Gruden; **2009:** Tampa Bay traded its first-round pick (19th overall) and sixth-round pick (191st overall) to Cleveland for first-round pick (17th overall). Tampa Bay selected QB Josh Freeman; **2012:** Tampa Bay traded its first-round pick (5th overall) to Jacksonville for the Jaguars' first- (7th overall) and fourth-round (101st overall). Tampa Bay selected S Mark Barron. Tampa later traded that fourth-round pick (101st overall) and its second-round pick (36th overall) to Denver for first-round (31st overall) and fourth-round (126th overall) selections. The Buccaneers used the No. 31 pick on RB Doug Martin. **2013:** Tampa Bay traded its first-round pick (13th overall) to N.Y. Jets for CB Darrelle Revis. **2016:** Tampa Bay traded first-round pick (9th overall) to Chicago for first-round pick (11th overall) and fourth-round pick (106th overall). **2018:** Tampa Bay traded first-round pick (7th overall) to Buffalo for first-round pick (12th overall) and two second-round picks (53rd and 56th overall). **2020:** Tampa Bay traded first-round pick (14th overall) and fourth-round pick (117th overall) to San Francisco for first-round pick (13th overall).

FRONT OFFICE

PLAYERS

2023 REVIEW

HISTORY

RECORDS

SIDELINES

# YEAR-BY-YEAR NFL DRAFT SELECTIONS

## 1976 (DRAFTED #1)

- 1 DE Lee Roy Selmon, Oklahoma
- 2a RB Jimmy DuBose, Florida
- 2b traded to San Francisco for QB Steve Spurrier
- 2c DT/LB Dewey Selmon, Oklahoma
- 3a T Steve Young, Colorado
- 3b traded to Baltimore for CB Mike Washington
- 3c LB Steve Maughan, Utah St.
- 4a traded to L.A. Rams for LB Jim Peterson
- 4b WR Richard Appleby, Georgia
- 4c G Everett Little, Houston
- 5a DB Mishael Kelson, W. Texas St.
- 5b T Steve Wilson, Georgia
- 5c traded to L.A. Rams (see pick 4a)
- 6 DB Curtis Jordan, Texas Tech
- 7 QB Parnell Dickinson, Mississippi Valley St.
- 8 traded to N.Y. Jets for LB Steve Reese
- 9 G Bruce Welch, Texas A&M
- 10 LB Sid Smith, BYU
- 11 DB Melvin Washington, Colorado St.
- 12 RB George Ragsdale, North Carolina A&T
- 13 TE Brad Jenkins, Nebraska
- 14 KR/WR Carl Roaches, Texas A&M
- 15 DT Bob Dzierzak, Utah St.
- 16 LB Tom West, Tennessee
- 17 QB Jack Berry, Washington & Lee

## 1977 (DRAFTED #1)

- 1 RB Ricky Bell, USC
- 2 LB David Lewis, USC
- 3 DE Charley Hannah, Alabama
- 4 traded to Cincinnati in 1976 for RB Charlie Davis
- 5 traded to Miami for LB Ray Nettles
- 6a traded to Chicago for QB Gary Huff
- 6b traded to Chicago (see pick 6a)
- 7 traded to N.Y. Jets in 1976 for LB Richard Wood
- 8 QB Randy Hedberg, Minot St.
- 9a LB Byron Hemingway, Boston College
- 9b WR Larry Mucker, Arizona St.
- 10a FB Robert Morgan, Florida
- 10b LB Aaron Ball, Cal St.-Fullerton
- 11 DB Chuck Rodgers, North Dakota St.
- 12 WR Chip Sheffield, Lenoir Rhyne

## 1978 (DRAFTED #1)

- 1 QB Doug Williams, Grambling
- 2a RB Johnny Davis, Alabama
- 2b G Brett Moritz, Nebraska
- 3 traded to Oakland in 1977 for G Dan Medlin
- 4 traded to Oakland in 1977 for T Jeff Winans
- 5 traded to Miami in 1977 for CB Jeris White
- 6a traded to Oakland in 1977 for LB Rik Bonness
- 6b WR Elijah Marshall, North Carolina St.
- 7 traded to Atlanta in 1977 for PK Allan Leavitt
- 8 LB John McGriff, Miami
- 9 WR Willie Taylor, Pittsburgh
- 10a LB Aaron Brown, Ohio St.
- 10b traded to Pittsburgh for DT Ernie Holmes
- 11 traded to Pittsburgh (see pick 10b)
- 12 RB Kevin McLee, Georgia

## 1979 (DRAFTED #4)

- 1 traded to Chicago in 1978 for DE Wally Chambers
- 2a G Greg Roberts, Oklahoma
- 2b WR Gordon Jones, Pittsburgh
- 3a RB Jerry Eckwood, Arkansas
- 3b awarded to Miami as compensation for DL Randy Crowder
- 3c DE Reggie Lewis, N. Texas St.
- 3d RB Rick Berns, Nebraska
- 4 traded to Detroit in 1978 for T Rockne Freitas
- 5a traded to Seattle
- 5b QB Chuck Fusina, Penn St.
- 6 traded to Oakland in 1977 for LB Rik Bonness
- 7 traded to Washington for WR Frank Grant
- 8a traded to N.Y. Jets for C/G Darrell Austin
- 8b DT Eugene Sanders, Texas A&M
- 9 WR Henry Vereen, UNLV
- 10 traded to San Francisco in 1978 for TE Jim Obradovich
- 11 TE Bob Rippenrop, Fresno St.
- 12 DT David Logan, Pittsburgh

## 1980 (DRAFTED ALTERNATELY #22-21-20-19-18)

- 1 G Ray Snell, Wisconsin
- 2 WR Kevin House, Southern Illinois
- 3 LB Scot Brantley, Florida
- 4a traded to San Diego in 1978 for G Booker Brown
- 4b CB Larry Flowers, Texas Tech
- 5 traded to Oakland in 1978 for QB Mike Rae
- 6 traded to Cincinnati in 1979 for RB Anthony Davis
- 7 C Jim Leonard, Santa Clara
- 8 S Derrick Goddard, Drake
- 9 WR Gerald Carter, Texas A&M
- 10a LB Andy Hawkins, Texas A&I
- 10b RB Brett Davis, UNLV
- 11 DT Terry Jones, Central St. (OK)
- 12 CB Gene Coleman, Miami

## 1981 (DRAFTED ALTERNATELY #7-6)

- 1 LB Hugh Green, Pittsburgh
- 2 RB James Wilder, Missouri
- 3 traded to L.A. Rams in 1978 for G Greg Horton
- 4 CB John Holt, West Texas St.
- 5 traded to Oakland in 1978 for QB Mike Rae
- 6 traded to New Orleans in 1979 for P Tom Blanchard
- 7 traded to Dallas in 1980 for DE Dave Stalls
- 8 T Denver Johnson, Tulsa
- 9 QB Mike Ford, SMU
- 10 DE Ken McCune, Texas
- 11 CB Johnny Ray Smith, Lamar
- 12 DT Brad White, Tennessee

## 1982 (DRAFTED ALTERNATELY #17-16-18)

- 1 G Sean Farrell, Penn St.
- 2a DE Booker Reese, Bethune-Cookman
- 2b traded to Miami in 1980 for RB Gary Davis and DB Norris Thomas
- 3a TE Jerry Bell, Arizona St.
- 3b DE John Cannon, William & Mary
- 4a traded to Dallas in 1980 for DE Dave Stalls
- 4b RB Dave Barrett, Houston
- 5 LB Jeff Davis, Clemson
- 6 WR Andre Tyler, Stanford
- 7 S Tom Morris, Michigan St.
- 8 LB Kal Atkins, Illinois
- 9 QB Robert Lane, NE Louisiana
- 10 traded to San Francisco in 1981 for DT Ted Vincent
- 11 traded to Dallas in 1981 for CB Aaron Mitchell
- 12 RB/KR Michael Morton, UNLV

## 1983 (DRAFTED ALTERNATELY #18-17-16-15-19)

- 1 traded to Chicago in 1982 for 1982 second-round pick
- 2 C Randy Grimes, Baylor
- 3 CB Jeremiah Castille, Alabama
- 4 T Kelly Thomas, USC
- 5 NT Tony Chickillo, Miami
- 6a TE Gene Branton, Texas Southern
- 6b T Ken Kaplan, New Hampshire
- 7 RB Weldon Ledbetter, Oklahoma
- 8 LB John Samuelson, Azusa Pacific
- 9 DE Hasson Arbubakrr, Texas Tech
- 10 WR Darius Durham, San Diego St.
- 11 TE Mark Witte, North Texas St.
- 12 NT John Higginbotham, NE Oklahoma

**1984 (DRAFTED #1)**

- 1 traded to Cincinnati in 1983 for QB Jack Thompson
- 2 LB Keith Browner, USC
- 3 CB Fred Acorn, Texas
- 4a traded to San Francisco in 1983 for 1983 sixth round pick
- 4b traded to Denver in for QB Steve DeBerg
- 4c RB Michael Gunter, Tulsa
- 4d T Ron Heller, Penn St.
- 5 traded to Dallas in 1983 for LB Danny Spradlin
- 6 LB Chris Washington, Iowa St.
- 7 TE Jay Carroll, Minnesota
- 8 DE Fred Robinson, Miami
- 9 G Rick Mallory, Washington
- 10 PK Jim Gallery, Minnesota
- 11 QB Blair Kiel, Notre Dame
- 12 WR Thad Jemison, Ohio St.

**1985 (DRAFTED #8)**

- 1 DE Ron Holmes, Washington
- 2 traded to Denver in 1984 for QB Steve DeBerg
- 3 LB Ervin Randle, Baylor
- 4 S Mike Heaven, Illinois
- 5 traded to N.Y. Jets in 1984 for RB Scott Dierking
- 6 traded to Cincinnati in 1984 for T Don Swafford
- 7 S Mike Prior, Illinois St.
- 8 WR Phil Freeman, Arizona
- 9 QB Steve Calabria, Colgate
- 10 PK Donald Igwebuike, Clemson
- 11 RB Punkin Williams, Memphis
- 12a S Jim Rockford, Oklahoma
- 12b LB Jim Melka, Wisconsin

**1986 (DRAFTED ALTERNATELY #2-1)\***

- 1a RB Bo Jackson, Auburn
- 1b CB Rod Jones, SMU
- 2a LB Jackie Walker, Jackson St.
- 2b LB Kevin Murphy, Oklahoma
- 3 traded to New Orleans in 1985 for DB Dave Greenwood
- 4 S Craig Swoope, Illinois
- 5 T J.D. Maarleveld, Maryland
- 6a traded to Denver in 1984 for DE Brisson Manor
- 6b S Kevin Walker, East Carolina
- 7 traded to Buffalo in 1984 for WR Perry Tuttle
- 8 traded to L.A. Rams in 1985 for CB Ivory Sully
- 9 P Tommy Barnhardt, North Carolina
- 10 DE Ben Reed, Mississippi
- 11 G Mark Drenth, Purdue
- 12a G Clay Miller, Michigan
- 12b RB Mike Crawford, Arizona St.

\* First-round pick was first overall because Buffalo's pick was traded to Cleveland and utilized in the 1985 supplemental draft.

**1987 (DRAFTED #1)**

- 1 QB Vinny Testaverde, Miami
- 2a CB Ricky Reynolds, Wash. St.
- 2b LB Winston Moss, Miami
- 2c RB Don Smith, Mississippi St.
- 3 WR Mark Carrier, Nicholls St.
- 4a LB Don Graham, Penn St.
- 4b TE Ron Hall, Hawaii
- 4c WR Bruce Hill, Arizona St.
- 5a traded to New England in 1986 for 1986 fifth round pick
- 5b LB Henry Rolling, Nevada-Reno
- 5c S Tony Mayes, Kentucky
- 6a traded to Pittsburgh for C Dan Turk
- 6b RB Steve Bartalo, Colorado St.
- 7a NT Curt Jarvis, Alabama
- 7b DE Harry Swayne, Rutgers
- 8a traded to N.Y. Jets in in 1986 for T Marvin Powell
- 8b NT Stan Mataele, Arizona
- 9a RB Joe Armentrout, Wisconsin
- 9b P Greg Davis, Citadel
- 10 G Mike Simmonds, Indiana St.
- 11 RB Reggie Taylor, Cincinnati
- 12a DE Scott Cooper, Kearney St.
- 12b QB Mike Shula, Alabama

**1988 (DRAFTED ALTERNATELY #4-3-2-5)**

- 1 T Paul Gruber, Wisconsin
- 2 RB Lars Tate, Georgia
- 3 exercised in 1987 supplemental draft for NT Dan Sileo, Miami
- 4a DT Robert Goff, Auburn
- 4b G John Bruhin, Tennessee
- 4c traded to New England in 1987 for 1987 fifth round pick
- 4d P Monte Robbins, Michigan
- 5 RB William Howard, Tennessee
- 6a traded to Atlanta for RB Cliff Austin
- 6b DT Shawn Lee, North Alabama
- 7 RB Kerry Goode, Alabama
- 8 RB Anthony Simpson, East Carolina
- 9 DT Reuben Davis, North Carolina
- 10 traded to Pittsburgh in 1987 for S Rick Woods
- 11 WR Frank Pillow, Tennessee St.
- 12 LB Victor Jones, Virginia Tech

**1989 (DRAFTED ALTERNATELY #6-5-7)**

- 1 LB Broderick Thomas, Nebraska
- 2 WR Danny Peebles, North Carolina St.
- 3 traded to New England in 1988 for WR Stephen Starring
- 4 CB Anthony Florence, Bethune Cookman
- 5 RB Jamie Lawson, Nicholls St.
- 6a P Chris Mohr, Alabama
- 6b LB Derrick Little, So. Carolina
- 7 traded to Buffalo in 1988 for LB Eugene Marve
- 8 G Carl Bax, Missouri
- 9 RB Patrick Egu, Nevada-Reno
- 10 T Ty Granger, Clemson
- 11a G Rod Mounts, Texas A&I
- 11b DE Willie Griffin, Nebraska
- 11c WR Herb Duncan, N. Arizona
- 12a traded to Indianapolis in 1988 for QB Joe Ferguson
- 12b CB Terry Young, Georgia Southern

**1990 (DRAFTED ALTERNATELY #4-6-5)**

- 1 LB Keith McCants, Alabama
- 2 RB Reggie Cobb, Tennessee
- 3 traded to San Diego for RB Gary Anderson
- 4a TE Jesse Anderson, Miss. St.
- 4b C Tony Mayberry, Wake Forest
- 5 G Ian Beckles, Indiana
- 6 RB Derrick Douglas, Louisiana Tech
- 7 DE Donnie Gardner, Kentucky
- 8 traded to L.A. Rams in 1989 for two 1989 11th round picks and a 1989 12th round pick
- 9 DE Terry Cook, Fresno St.
- 10 TE Mike Busch, Iowa St.
- 11 WR Terry Anthony, Florida St.
- 12 QB Todd Hammel, Stephen F. Austin

**1991 (DRAFTED ALTERNATELY #7-11-10-9-8)**

- 1 T Charles McRae, Tennessee
- 2 traded to San Diego in 1990 for RB Gary Anderson
- 3a WR Lawrence Dawsey, Florida St.
- 3b FB Robert Wilson, Texas A&M
- 4 S Tony Covington, Virginia
- 5a LB Terry Bagsby, East Texas St.
- 5b G Tim Ryan, Notre Dame
- 6 DT Rhett Hall, California
- 7 LB Calvin Tiggler, Georgia Tech
- 8 S Marty Carter, Middle Tenn. St.
- 9 WR/KR Treameille Taylor, Nevada-Reno
- 10a QB Pat O'Hara, USC
- 10b RB Hyland Hickson, Mich. St.
- 11 DT Mike Sunvold, Minnesota
- 12 LB Al Chamblee, Virginia Tech

**1992 (DRAFTED ALTERNATELY #2-4-3)**

- 1 traded to Indianapolis in 1990 for QB Chris Chandler
- 2 WR Courtney Hawkins, Michigan St.
- 3a DT Mark Wheeler, Texas A&M
- 3b TE Tyji Armstrong, Mississippi
- 4 QB Craig Erickson, Miami
- 5a CB Rogerick Green, Kansas St.
- 5b DT Santana Dotson, Baylor
- 6 LB James Malone, UCLA
- 7 S Ken Swilling, Georgia Tech
- 8a FB Anthony McDowell, Texas Tech
- 8b QB Mike Pawlawski, California
- 9 traded to Minnesota for LB Jimmy Williams
- 10 LB Elijah Alexander, Kansas St.
- 11 RB Mazio Royster, USC
- 12 P Klaus Wilmsmeyer, Louisville

**1993 (DRAFTED ALTERNATELY #6-5-8-7)**

- 1 DE Eric Curry, Alabama
- 2 LB Demetrius DuBose, Notre Dame
- 3a WR Lamar Thomas, Miami
- 3b S John Lynch, Stanford
- 4a FB Rudy Harris, Clemson
- 4b WR Horace Copeland, Miami
- 5 awarded to Green Bay as compensation for RB Vince Workman
- 6 DE Chidi Ahanotu, California
- 7 WR Tyree Davis, Central Ark.
- 8a WR Darrick Branch, Hawaii
- 8b PK Daron Alcorn, Akron

**1994 (DRAFTED ALTERNATELY #6-5-4)**

- 1 QB Trent Dilfer, Fresno St.
- 2 RB Errict Rhett, Florida
- 3 TE Harold Bishop, LSU
- 4 traded to Dallas for S Thomas Everett
- 5 T Pete Pierson, Washington
- 6 LB Bernard Carter, East Carolina
- 7 C Jim Pyne, Virginia Tech

**1995 (DRAFTED ALTERNATELY #7-6-5)**

- 1a DT Warren Sapp, Miami
- 1b LB Derrick Brooks, Florida St.
- 2 S Melvin Johnson, Kentucky
- 3 traded to Philadelphia
- 4 CB Jerry Wilson, Southern
- 5 CB Clifton Abraham, Florida St.
- 6 LB Wardell Rouse, Clemson
- 7a G/T Stephen Ingram, Maryland
- 7b DE Jeffrey Rodgers, Texas A&M-Kingsville

**1996 (DRAFTED ALTERNATELY #12-11-10-9-8-13)**

- 1a DE Regan Upshaw, California
- 1b DT Marcus Jones, North Carolina
- 2a FB Mike Alstott, Purdue
- 2b traded to San Diego for 1997 first round pick
- 3 CB Donnie Abraham, East Tennessee St.
- 4a T Jason Odom, Florida
- 4b S Eric Austin, Jackson St.
- 5 DT Jason Maniecki, Wisconsin
- 6 WR Nilo Silvan, Tennessee
- 7 CB Reggie Rusk, Kentucky

**1997 (DRAFTED ALTERNATELY #8-7-6)**

- 1a RB Warrick Dunn, Florida St.
- 1b WR Reidel Anthony, Florida
- 2 T Jerry Wunsch, Wisconsin
- 3a G Frank Middleton, Arizona
- 3b CB Ronde Barber, Virginia
- 4a traded to N.Y. Jets
- 4b LB Alshermund Singleton, Temple
- 5 TE Patrick Hape, Alabama
- 6a CB Al Harris, Texas A&M Kingsville
- 6b WR Nigea Carter, Michigan St.
- 7 DT Anthony DeGrate, Stephen F. Austin

**1998 (DRAFTED ALTERNATELY #23-22)**

- 1 traded to Oakland for two 1998 second round picks
- 2a WR Jacquez Green, Florida
- 2b CB Brian Kelly, USC
- 2c traded to San Diego for 2000 first round pick
- 3 LB Jamie Duncan, Vanderbilt
- 4a C/G Todd Washington, Virginia Tech
- 4b traded to Atlanta
- 5 traded to N.Y. Jets for FB Lorenzo Neal
- 6a DT James Cannida, Nevada Reno
- 6b S Shevin Smith, Florida St.
- 7 DE Chance McCarty, Texas Christian

**1999 (DRAFTED ALTERNATELY #15-19-18-17-16)**

- 1 DT Anthony McFarland, LSU
- 2 QB Shaun King, Tulane
- 3 K Martin Gramatica, Kansas St.
- 4 S Dexter Jackson, Florida St.
- 5 DE John McLaughlin, California
- 6a traded to Baltimore for QB Eric Zeier
- 6b FB Lamarr Glenn, Florida St.
- 7a G/T Robert Hunt, Virginia
- 7b RB Autry Denson, Notre Dame
- 7c WR Darnell McDonald, Kansas St.

**2000 (DRAFTED ALTERNATELY #27-26)**

- 1a traded to N.Y. Jets for WR Keyshawn Johnson
- 1b traded to N.Y. Jets (see pick 1a)
- 2 G Cosey Coleman, Tennessee
- 3 LB Nate Webster, Miami
- 4 traded to Carolina
- 5 TE James Whalen, Kentucky
- 6 S David Gibson, USC
- 7 QB Joe Hamilton, Georgia Tech

**2001 (DRAFTED ALTERNATELY #21-20-23-22)**

- 1 T Kenyatta Walker, Florida
- 2 traded to Buffalo
- 3 CB Dwight Smith, Akron
- 4 S John Howell, Colorado St.
- 5 G Russ Hochstein, Nebraska
- 6a FB Jameel Cook, Illinois
- 6b DE Ellis Wyms, Mississippi St.
- 7a TE Dauntaé Finger, North Carolina
- 7b S Than Merrill, Yale
- 7c DE Joe Tafoya, Arizona

**2002 (DRAFTED #21)**

- 1 traded to Oakland for head coach Jon Gruden
- 2 traded to Oakland (see pick 1)
- 3 WR Marquise Walker, Michigan
- 4 RB Travis Stephens, Tennessee
- 5 S Jermaine Phillips, Georgia
- 6 DE John Stamper, South Carolina
- 7a CB Tim Wansley, Georgia
- 7b TE Tracey Wistrom, Nebraska
- 7c WR Aaron Lockett, Kansas St.
- 7d C Zack Quaccia, Stanford

**2003 (DRAFTED #32)**

- 1 traded to Oakland in 2002 for head coach Jon Gruden
- 2 DE Dewayne White, Louisville
- 3 QB Chris Simms, Texas
- 4a T Lance Nimmo, West Virginia
- 4b C Austin King, Northwestern
- 5 G Sean Mahan, Notre Dame
- 6 CB Torrie Cox, Pittsburgh
- 7 traded to Miami in 2002 for T Cornell Green

**2004 (DRAFTED #15)**

- 1 WR Michael Clayton, LSU
- 2 traded to Oakland in 2002 for head coach Jon Gruden
- 3 LB Marquis Cooper, Washington
- 4 S Will Allen, Ohio St.
- 5 G Jeb Terry, North Carolina
- 6 TE Nate Lawrie, Yale
- 7a WR Mark Jones, Tennessee
- 7b FB Casey Cramer, Dartmouth
- 7c CB Lenny Williams, Southern

**2005 (DRAFTED ALTERNATELY #5-4-7-6)**

- 1 RB Carnell Williams, Auburn
- 2 LB Barrett Ruud, Nebraska
- 3a TE Alex Smith, Stanford
- 3b T Chris Colmer, North Carolina St.
- 4 G Dan Bunnning, Wisconsin
- 5a S Donte Nicholson, Oklahoma
- 5b WR Larry Brackins, Pearl River CC
- 6a DT Anthony Bryant, Alabama
- 6b traded to Cleveland for QB Luke McCown
- 7a FB Rick Razzano, Mississippi
- 7b WR Paris Warren, Utah
- 7c S Hamza Abdullah, Washington St.
- 7d WR J.R. Russell, Louisville

**2006 (DRAFTED ALTERNATELY #23-27-26-25-24)**

- 1 G/T Davin Joseph, Oklahoma
- 2 T Jeremy Trueblood, Boston College
- 3 WR Maurice Stovall, Notre Dame
- 4 CB Alan Zemaitis, Penn St.
- 5 DT/DE Julian Jenkins, Stanford
- 6a traded to San Francisco for QB Tim Rattay
- 6b QB Bruce Gradkowski, Toledo
- 6c TE T.J. Williams, North Carolina St.
- 7a CB Justin Phinisee, Oregon
- 7b DE Charles Bennett, Clemson
- 7c TE Tim Massaquoi, Michigan

**2007 (DRAFTED ALTERNATELY #4-3)**

- 1 DE Gaines Adams, Clemson
- 2 G Arron Sears, Tennessee
- 2b S Saby Piscitelli, Oregon St.
- 3 LB Quincy Black, New Mexico
- 4 S Tanard Jackson, Syracuse
- 5 DT Greg Peterson, North Carolina Central
- 6a traded to N.Y. Jets in 2006 for TE Doug Jolley
- 6b LB Adam Hayward, Portland St.
- 7a T Chris Denman, Fresno St.
- 7b CB Marcus Hamilton, Virginia
- 7c RB Kenneth Darby, Alabama



**2008 (DRAFTED ALTERNATELY #20-21)**

- 1 CB Aqib Talib, Kansas
- 2 WR Dexter Jackson, Appalachian St.
- 3 OG Jeremy Zuttah, Rutgers
- 4 DT Dre Moore, Maryland
- 5 QB Josh Johnson, San Diego
- 6a LB Geno Hayes, Florida St.
- 6b traded to Kansas City in 2007 for RB Michael Bennett
- 7a traded to Denver in 2007 for QB Jake Plummer
- 7b RB Cory Boyd, South Carolina

**2009 (DRAFTED ALTERNATELY #19-18-17-20)**

- 1 QB Josh Freeman, Kansas State
- 2 traded to Cleveland for TE Kellen Winslow
- 3 DT Roy Miller, Texas
- 4 DE Kyle Moore, USC
- 5 T Xavier Fulton, Illinois
- 6 traded to Cleveland
- 7a CB E.J. Biggers, Western Michigan
- 7b traded to Pittsburgh for C/G Sean Mahan
- 7c traded to Dallas
- 7d WR Sammie Stroughter, Oregon State

**2010 (DRAFTED #3)**

- 1 DT Gerald McCoy, Oklahoma
- 2a DT Brian Price, UCLA
- 2b WR Arrelious Benn, Illinois
- 3 CB Myron Lewis, Vanderbilt
- 4 WR Mike Williams, Syracuse
- 5a traded to Cleveland in 2009 for TE Kellen Winslow
- 5b traded to Oakland
- 6 P Brent Bowden, Virginia Tech
- 7a S Cody Grimm, Virginia Tech
- 7b LB Dekoda Watson, Florida State
- 7c DE Erik Lorig, Stanford

**2011 (DRAFTED ALTERNATELY #20-19)**

- 1 DE Adrian Clayborn, Iowa
- 2 DE Da'Quan Bowers, Clemson
- 3 LB Mason Foster, Washington
- 4 TE Luke Stocker, Tennessee
- 5 S Ahmad Black, Florida
- 6a traded to Philadelphia in 2010 for WR Reggie Brown
- 6b RB Allen Bradford, USC
- 7a CB Anthony Gaitor, Florida International
- 7b TE Daniel Hardy, Idaho

**2012 (DRAFTED ALTERNATELY #5-4)**

- 1a S Mark Barron, Alabama,
- 1b RB Doug Martin, Boise State
- 2 LB Lavonte David, Nebraska
- 5 LB Najee Goode, West Virginia
- 6 DB Keith Tandy, West Virginia
- 7a RB Michael Smith, Utah State
- 7b TE Drake Dunsmore, Northwestern

**2013 (DRAFTED ALTERNATELY #13-11, 15-14)**

- 1 traded to New York Jets for CB Darrelle Revis
- 2 CB Johnthan Banks, Mississippi State
- 3 QB Mike Glennon, North Carolina State
- 4a DT Akeem Spence, Illinois
- 4b DE William Gholston, Michigan State
- 5 DE Steven Means, Buffalo
- 6 RB Mike James, Miami (FL)
- 7 traded to Philadelphia

**2014 (DRAFTED ALTERNATELY #7-3)**

- 1 WR Mike Evans, Texas A&M,
- 2 TE Austin Seferian-Jenkins, Washington
- 3 RB Charles Sims, West Virginia
- 4 traded in 2013 to New York Jets for CB Darrelle Revis
- 5a G Kadeem Edwards, Tennessee State
- 5b T Kevin Pamphile, Purdue
- 6 traded to Chicago for G/T Gabe Carimi
- 6 WR Robert Herron, Wyoming
- 7 traded to Buffalo

**2015 (DRAFTED ALTERNATELY #1-2)**

- 1 QB Jameis Winston, Florida State
- 2a T Donovan Smith, Penn State
- 2b G Ali Marpet, Hobart
- 3 traded to Indianapolis
- 4a traded to New England for G Logan Mankins
- 4b LB Kwon Alexander, LSU
- 5a traded to Buffalo
- 5b WR Kenny Bell, Nebraska
- 6a traded to New England
- 6b WR Kaelin Clay, Utah
- 7a traded to Oakland
- 7b FB Joey Iosefa, Hawaii

**2016 (DRAFTED ALTERNATELY #9-8-11-10)**

- 1 CB Vernon Hargreaves III, Florida
- 2a DE Noah Spence, Eastern Kentucky
- 2b K Roberto Aguayo, Florida State
- 3 Traded to Kansas City
- 4 DB Ryan Smith, North Carolina Central
- 5 OL Caleb Benenoch, UCLA
- 6a LB Devante Bond, Oklahoma
- 6b TE Danny Vitale, Northwestern

**2017 (DRAFTED ALTERNATELY #19-18-20)**

- 1 TE O.J. Howard, Alabama
- 2 S Justin Evans, Texas A&M
- 3a WR Chris Godwin, Penn State
- 3b LB Kendall Beckwith, LSU
- 4 Traded to L.A. Rams through N.Y. Jets
- 5 RB Jeremy McNichols, Boise State
- 6 Traded to N.Y. Jets
- 7a DT Stevie Tu'ikolovatu, USC
- 7b Traded to Miami

**2018 (DRAFTED ALTERNATELY #7-6-5-8)**

- 1 DT Vita Vea, Washington
- 2a RB Ronald Jones, USC
- 2b CB M.J. Stewart, North Carolina
- 2c CB Carlton Davis, Auburn
- 3 G Alex Cappa, Humboldt State
- 4 S Jordan Whitehead, Pittsburgh
- 5 WR Justin Watson, Pennsylvania
- 6 LB Jack Cichy, Wisconsin

**2019 (DRAFTED ALTERNATELY #5-7-6)**

- 1 LB Devin White, LSU
- 2 CB Sean Bunting, Central Michigan
- 3a Traded to Los Angeles Rams
- 3b CB Jamal Dean, Auburn
- 3c S Mike Edwards, Kentucky
- 4 DE Anthony Nelson, Iowa
- 5 K Matt Gay, Utah
- 6a Traded to Arizona
- 6b WR Scotty Miller, Bowling Green
- 7a DL Terry Beckner, Missouri
- 7b Traded to Pittsburgh

**2020 (DRAFTED ALTERNATELY #14-13-12-11-16-15)**

- 1 OT Tristan Wirfs, Iowa
- 2 S Antoine Winfield Jr., Minnesota
- 3 RB Ke'Shawn Vaughn, Vanderbilt
- 4 Traded to New England for TE Rob Gronkowski
- 5 WR Tyler Johnson, Minnesota
- 6 DL Khalil Davis, Nebraska
- 7a LB Chapelle Russell, Temple
- 7b RB Raymond Calais, Louisiana-Lafayette

**2021 (DRAFTED #32)**

- 1 OLB Joe Tryon, Washington
- 2 QB Kyle Trask, Florida
- 3 OL Robert Hainsey, Notre Dame
- 4 WR Jaelon Darden, North Texas
- 5 LB K.J. Britt, Auburn
- 7a CB Chris Wilcox, BYU
- 7b LB Grant Stuard, Houston

**2022 (DRAFTED  
ALTERNATELY  
#27-28)**

- 1 Traded to Jacksonville
- 2a DL Logan Hall, Houston
- 2b OL Luke Goedeke, C, Michigan
- 3 RB Rachaad White, Arizona St.
- 4a TE Cade Otton, Washington
- 4b P Jake Camarda, Georgia
- 5 CB Zion McCollum, Sam Houston
- 6 TE Ko Kieft, Minnesota
- 7 OLB Andre Anthony, LSU

**2023 (DRAFTED #19)**

- 1 DL Calijah Kancey, Pittsburgh
- 2 OL Cody Mauch, North Dakota St.
- 3 OLB Yaya Diaby, Louisville
- 5a LB SirVocea Dennis, Pittsburgh
- 5b TE Payne Durham, Purdue
- 6a DB Josh Hayes, Kansas St.
- 6b WR Trey Palmer, Nebraska
- 6c OLB Jose Ramirez, E. Michigan

**2024 (DRAFTED  
ALTERNATELY  
#26-25)**

- 1 C Graham Barton, Duke
- 2 OLB Chris Braswell, Alabama
- 3a DB Tykee Smith, Georgia
- 3b WR Jalen McMillan, Washington
- 4 RB Bucky Irving, Oregon
- 5 Traded to Philadelphia
- 6 OL Elijah Klein, UTSA
- 7 TE Devin Culp, Washington

# BUCCANEERS IN FREE AGENCY

Includes only unrestricted and restricted free agents

## FREE AGENTS SIGNED

PLAYER TEAM

### 1989 (6)

|    |                  |             |
|----|------------------|-------------|
| LB | Sam Anno         | Minnesota   |
| QB | Kerwin Bell      | Atlanta     |
| CB | Sherman Cocroft  | Buffalo     |
| WR | Willie Drewrey   | Houston     |
| RB | Sylvester Stamps | Atlanta     |
| CB | Sidney Johnson   | Kansas City |

### 1990 (5)

|    |              |              |
|----|--------------|--------------|
| LB | Adam Bob     | N.Y. Jets    |
| CB | Evan Cooper  | Atlanta      |
| T  | Scott Dill   | Phoenix      |
| CB | Eric Everett | Philadelphia |
| CB | Rodney Rice  | New England  |

### 1991 (4)

|    |                   |              |
|----|-------------------|--------------|
| CB | William Frizzell  | Philadelphia |
| DE | Marlon Jones      | Cleveland    |
| RB | Jamie Lawson      | New England  |
| DE | Derrell Robertson | Detroit      |

### 1992 (10)

|    |                 |             |
|----|-----------------|-------------|
| LB | Ed Brady        | Cincinnati  |
| LB | Reggie Burnette | Green Bay   |
| QB | Steve DeBerg    | Kansas City |
| T  | John Hunter     | Atlanta     |
| S  | Joe King        | Cleveland   |
| CB | Sammy Lilly     | L.A. Rams   |
| CB | Milton Mack     | New Orleans |
| G  | Bruce Reimers   | Cincinnati  |
| P  | Dan Stryzinski  | Pittsburgh  |
| PK | Ken Willis      | Dallas      |

### 1993 (8)

|    |                 |             |
|----|-----------------|-------------|
| S  | Barney Bussey   | Cincinnati  |
| S  | Jerry Gray      | Houston     |
| CB | Martin Mayhew   | Washington  |
| T  | Anthony Munoz   | Cincinnati  |
| LB | Hardy Nickerson | Pittsburgh  |
| QB | Mark Vlasic     | Kansas City |
| LB | Van Waiters     | Minnesota   |
| RB | Vince Workman*  | Green Bay   |

### 1994 (7)

|    |                |               |
|----|----------------|---------------|
| CB | Charles Dimry  | Denver        |
| TE | Jackie Harris* | Green Bay     |
| DE | Jeff Hunter    | Miami         |
| T  | Tim Irwin      | Minnesota     |
| LB | Lonnie Marts   | Kansas City   |
| CB | Mike McGruder  | San Francisco |
| CB | Tony Stargell  | Indianapolis  |

## FREE AGENTS LOST

PLAYER TEAM

### 1989 (8)

|    |                  |               |
|----|------------------|---------------|
| RB | Kerry Goode      | Denver        |
| RB | Bobby Howard     | Green Bay     |
| LB | Victor Jones     | Detroit       |
| TE | Calvin Magee     | Houston       |
| RB | Jeff Smith       | Green Bay     |
| C  | Kevin Thomas     | Seattle       |
| LB | Jackie Walker    | N.Y. Jets     |
| LB | Chris Washington | San Francisco |

### 1990 (7)

|    |                 |            |
|----|-----------------|------------|
| CB | Sherman Cocroft | Detroit    |
| CB | Donnie Elder    | Miami      |
| TE | William Harris  | Green Bay  |
| G  | Mike Simmonds   | San Diego  |
| RB | Don Smith       | Buffalo    |
| DE | Rhondy Weston   | Cleveland  |
| RB | James Wilder    | Washington |

### 1991 (7)

|    |                 |            |
|----|-----------------|------------|
| LB | Sidney Coleman  | Phoenix    |
| RB | Derrick Douglas | Green Bay  |
| CB | Odie Harris     | Dallas     |
| WR | Frank Pillow    | Detroit    |
| DT | Benji Roland    | Atlanta    |
| T  | Harry Swayne    | San Diego  |
| DT | Willie Wyatt    | Pittsburgh |

### 1992 (10)

|    |                |              |
|----|----------------|--------------|
| LB | Sam Anno       | San Diego    |
| G  | John Bruhin    | Philadelphia |
| QB | Jeff Carlson   | N.Y. Giants  |
| PK | Steve Christie | Buffalo      |
| CB | Alonzo Hampton | Cleveland    |
| LB | Eugene Marve   | San Diego    |
| NT | Gerald Nichols | Miami        |
| QB | Pat O'Hara     | San Diego    |
| P  | Mark Royals    | Pittsburgh   |
| TE | Ed Thomas      | Buffalo      |

### 1993 (2)

|    |                  |           |
|----|------------------|-----------|
| QB | Vinny Testaverde | Cleveland |
| WR | Mark Carrier     | Cleveland |

### 1994 (6)

|    |                  |               |
|----|------------------|---------------|
| RB | Reggie Cobb      | Green Bay     |
| LB | Darrick Brownlow | Dallas        |
| DT | Rhett Hall       | San Francisco |
| TE | Ron Hall         | Detroit       |
| CB | Ricky Reynolds   | New England   |
| DT | Ray Seals        | Pittsburgh    |

FRONT OFFICE

PLAYERS

2023 REVIEW

HISTORY

RECORDS

SIDELINES

**FREE AGENTS SIGNED****PLAYER TEAM****1995 (6)**

|    |                 |             |
|----|-----------------|-------------|
| S  | John Booty      | N.Y. Giants |
| S  | Kenneth Gant    | Dallas      |
| WR | Alvin Harper    | Dallas      |
| P  | Reggie Roby     | Washington  |
| DT | Marc Spindler   | Detroit     |
| KR | Clarence Verdin | Atlanta     |

**1996 (4)**

|    |                |             |
|----|----------------|-------------|
| T  | Scott Adams    | Chicago     |
| CB | Tyrone Legette | New Orleans |
| CB | Jay Taylor     | Kansas City |
| RB | LeRoy Thompson | Kansas City |

**1997 (1)**

|    |             |           |
|----|-------------|-----------|
| QB | Steve Walsh | St. Louis |
|----|-------------|-----------|

**1998 (2)**

|    |               |              |
|----|---------------|--------------|
| WR | Bert Emanuel* | Atlanta      |
| T  | Jason Mathews | Indianapolis |

**1999 (0)**

None

**2000 (2)**

|    |               |             |
|----|---------------|-------------|
| C  | Jeff Christy  | Minnesota   |
| RB | Jerry Ellison | New England |

**2001 (2)**

|    |              |            |
|----|--------------|------------|
| QB | Brad Johnson | Washington |
| DE | Simeon Rice  | Arizona    |

**2002 (5)**

|    |                 |             |
|----|-----------------|-------------|
| TE | Marco Battaglia | Washington  |
| G  | Kerry Jenkins   | N.Y. Jets   |
| WR | Joe Jurevicius  | N.Y. Giants |
| RB | Michael Pittman | Arizona     |
| DE | Greg Spires     | Cleveland   |

**2003 (2)**

|   |               |              |
|---|---------------|--------------|
| C | John Wade     | Jacksonville |
| G | Jason Whittle | N.Y. Giants  |

**2004 (14)**

|    |                 |             |
|----|-----------------|-------------|
| RB | Brandon Bennett | Cincinnati  |
| P  | Josh Bidwell    | Green Bay   |
| LB | Keith Burns     | Denver      |
| FB | Greg Comella    | Houston     |
| CB | Mario Edwards   | Dallas      |
| RB | Charlie Garner  | Oakland     |
| QB | Jason Garrett   | N.Y. Giants |
| LB | Ian Gold        | Denver      |
| LB | Jeff Gooch      | Detroit     |
| DE | Lamar King      | Seattle     |
| CB | Tommy Knight    | Baltimore   |
| G  | Matt O'Dwyer    | Cincinnati  |
| DT | Darrell Russell | Washington  |
| G  | Matt Stinchcomb | Oakland     |

**FREE AGENTS LOST****PLAYER TEAM****1995 (5)**

|    |                |           |
|----|----------------|-----------|
| LB | Jeff Brady     | Minnesota |
| S  | Marty Carter   | Chicago   |
| S  | Tony Covington | Seattle   |
| P  | Dan Stryzinski | Atlanta   |
| KR | Vernon Turner  | Carolina  |

**1996 (7)**

|    |                 |               |
|----|-----------------|---------------|
| DT | Santana Dotson  | Green Bay     |
| CB | Mike McGruder   | New England   |
| G  | Charles McRae   | Oakland       |
| QB | Todd Philcox    | Jacksonville  |
| G  | Mike Sullivan   | Chicago       |
| DT | Mark Wheeler    | New England   |
| S  | Curtis Buckley* | San Francisco |

**1997 (4)**

|    |                  |              |
|----|------------------|--------------|
| G  | Ian Beckles      | Philadelphia |
| LB | Demetrius DuBose | N.Y. Jets    |
| LB | Lonnie Marts     | Houston      |
| WR | Courtney Hawkins | Pittsburgh   |

**1998 (4)**

|    |               |           |
|----|---------------|-----------|
| DE | Eric Curry    | Green Bay |
| TE | Jackie Harris | Tennessee |
| P  | Sean Landeta  | Green Bay |
| LG | Jim Pyne      | Detroit   |

**1999 (0)**

None

**2000 (2)**

|    |                 |              |
|----|-----------------|--------------|
| QB | Trent Dilfer    | Baltimore    |
| LB | Hardy Nickerson | Jacksonville |

**2001 (5)**

|    |                 |           |
|----|-----------------|-----------|
| LB | Don Davis       | St. Louis |
| TE | Patrick Hape    | Denver    |
| DT | Tyoka Jackson   | St. Louis |
| G  | Frank Middleton | Oakland   |
| S  | Damien Robinson | N.Y. Jets |

**2002 (9)**

|    |                |              |
|----|----------------|--------------|
| RB | Rabih Abdullah | Chicago      |
| WR | Reidel Anthony | Washington   |
| K  | Doug Brien     | Minnesota    |
| DT | James Cannida  | Indianapolis |
| LB | Jamie Duncan   | St. Louis    |
| RB | Warrick Dunn   | Atlanta      |
| WR | Jacquez Green  | Washington   |
| T  | Pete Pierson   | Indianapolis |
| DE | Steve White    | N.Y. Jets    |

**2003 (3)**

|    |                      |            |
|----|----------------------|------------|
| S  | Dexter Jackson       | Arizona    |
| QB | Rob Johnson          | Washington |
| LB | Alshermond Singleton | Dallas     |

**FREE AGENTS SIGNED****PLAYER TEAM****2005 (2)**

|    |               |           |
|----|---------------|-----------|
| TE | Anthony Becht | N.Y. Jets |
| DT | Chris Hovan   | Minnesota |

**2006 (4)**

|    |                |              |
|----|----------------|--------------|
| WR | David Boston   | Miami        |
| G  | Toniu Fonoti   | Minnesota    |
| T  | Torrin Tucker* | Dallas       |
| LB | Jamie Winborn  | Jacksonville |

**2007 (5)**

|       |                   |              |
|-------|-------------------|--------------|
| FB    | B.J. Askew        | N.Y. Jets    |
| DE/LB | Patrick Chukwurah | Denver       |
| QB    | Jeff Garcia       | Philadelphia |
| LB    | Cato June         | Indianapolis |
| TE    | Jerramy Stevens   | Seattle      |

**2008 (9)**

|    |                 |               |
|----|-----------------|---------------|
| DE | Marques Douglas | San Francisco |
| C  | Jeff Faine      | New Orleans   |
| TE | John Gilmore    | Chicago       |
| LB | Leon Joe        | Buffalo       |
| LB | Teddy Lehman    | Detroit       |
| LB | Matt McCoy      | New Orleans   |
| TE | Ben Troupe      | Tennessee     |
| DE | Jimmy Wilkerson | Kansas City   |
| DB | Eugene Wilson   | New England   |

**2009 (4)**

|    |                |             |
|----|----------------|-------------|
| LB | Angelo Crowell | Buffalo     |
| QB | Byron Leftwich | Pittsburgh  |
| K  | Mike Nugent    | N.Y. Jets   |
| RB | Derrick Ward   | N.Y. Giants |

**2010 (1)**

|   |            |              |
|---|------------|--------------|
| S | Sean Jones | Philadelphia |
|---|------------|--------------|

**2011 (3)**

|    |                |         |
|----|----------------|---------|
| P  | Michael Koenen | Atlanta |
| DT | John McCargo   | Buffalo |
| CB | Ashton Youboty | Buffalo |

**2012 (8)**

|    |                  |              |
|----|------------------|--------------|
| DT | Gary Gibson      | St. Louis    |
| DL | Wallace Gilberry | Kansas City  |
| WR | Vincent Jackson  | San Diego    |
| T  | Jamon Meredith   | Pittsburgh   |
| G  | Carl Nicks       | New Orleans  |
| DT | Amobi Okoye      | Chicago      |
| QB | Dan Orlovsky     | Indianapolis |
| CB | Eric Wright      | Detroit      |

**2013 (5)**

|    |                   |               |
|----|-------------------|---------------|
| LB | Jonathan Casillas | New Orleans   |
| TE | Tom Crabtree      | Green Bay     |
| S  | Dashon Goldson    | San Francisco |
| DT | Derek Landri      | Philadelphia  |
| WR | Kevin Ogletree    | Dallas        |

**FREE AGENTS LOST****PLAYER TEAM****2004 (8)**

|    |               |              |
|----|---------------|--------------|
| T  | Cornell Green | Denver       |
| RB | Thomas Jones  | Chicago      |
| QB | Shaun King    | Arizona      |
| DT | Warren Sapp   | Oakland      |
| RB | Aaron Stecker | New Orleans  |
| P  | Tom Tupa      | Washington   |
| LB | Nate Webster  | Cincinnati   |
| TE | Todd Yoder    | Jacksonville |

**2005 (6)**

|    |                |             |
|----|----------------|-------------|
| LB | Keith Burns    | Denver      |
| G  | Cosey Coleman  | Cleveland   |
| DT | Chartric Darby | Seattle     |
| WR | Charles Lee    | Arizona     |
| G  | Matt O'Dwyer   | Green Bay   |
| S  | Dwight Smith   | New Orleans |

**2006 (3)**

|    |                |            |
|----|----------------|------------|
| FB | Jameel Cook    | Houston    |
| S  | Dexter Jackson | Cincinnati |
| T  | Todd Steussie  | St. Louis  |

**2007 (3)**

|     |               |            |
|-----|---------------|------------|
| T   | Cornell Green | Oakland    |
| G/C | Sean Mahan    | Pittsburgh |
| DE  | Dewayne White | Detroit    |

**2008 (7)**

|    |                 |             |
|----|-----------------|-------------|
| TE | Anthony Becht   | St. Louis   |
| WR | Mark Jones      | San Diego   |
| CB | Brian Kelly     | Detroit     |
| C  | Matt Lehr       | New Orleans |
| S  | Kalvin Pearson* | Detroit     |
| RB | Michael Pittman | Denver      |
| C  | John Wade       | Oakland     |

**2009 (2)**

|    |                  |           |
|----|------------------|-----------|
| DT | Jovan Haye       | Tennessee |
| CB | Phillip Buchanon | Detroit   |

**2010 (3)**

|    |                 |             |
|----|-----------------|-------------|
| S  | Will Allen      | Pittsburgh  |
| WR | Antonio Bryant  | Cincinnati  |
| DE | Jimmy Wilkerson | New Orleans |

**2011 (6)**

|    |                  |             |
|----|------------------|-------------|
| TE | John Gilmore     | Pittsburgh  |
| LB | Niko Koutouvides | New England |
| LB | Barrett Ruud     | Tennessee   |
| WR | Maurice Stovall  | Detroit     |
| DE | Stylez G. White  | Minnesota   |
| RB | Carnell Williams | St. Louis   |

**FRONT OFFICE****PLAYERS****2023 REVIEW****HISTORY****RECORDS****SIDELINES**

**FREE AGENTS SIGNED****PLAYER TEAM****2014 (13)**

|    |                     |             |
|----|---------------------|-------------|
| T  | Anthony Collins     | Cincinnati  |
| G  | Oniel Cousins       | Cleveland   |
| C  | Evan Dietrich-Smith | Green Bay   |
| LB | Dane Fletcher       | New England |
| WR | Lavelle Hawkins     | San Diego   |
| CB | Mike Jenkins        | Oakland     |
| DE | Michael Johnson     | Cincinnati  |
| QB | Josh McCown         | Chicago     |
| DT | Clinton McDonald    | Seattle     |
| WR | Louis Murphy Jr.    | N.Y. Giants |
| TE | Brandon Myers       | N.Y. Giants |
| CB | Alterraun Verner    | Tennessee   |
| S  | Major Wright        | Chicago     |

**2015 (5)**

|    |                |         |
|----|----------------|---------|
| LB | Bruce Carter   | Dallas  |
| S  | Chris Conte    | Chicago |
| LB | Larry Dean     | Buffalo |
| DT | Henry Melton   | Dallas  |
| CB | Sterling Moore | Dallas  |

**2016 (4)**

|    |                  |              |
|----|------------------|--------------|
| P  | Bryan Anger      | Jacksonville |
| DE | Robert Ayers Jr. | N.Y. Giants  |
| CB | Josh Robinson    | Minnesota    |
| G  | J.R. Sweezy      | Seattle      |

**2017 (4)**

|    |                |               |
|----|----------------|---------------|
| DT | Chris Baker    | Washington    |
| WR | DeSean Jackson | Washington    |
| CB | Robert McClain | L.A. Chargers |
| S  | J.J. Wilcox    | Dallas        |

**2018 (5)**

|    |                    |              |
|----|--------------------|--------------|
| DT | Beau Allen         | Philadelphia |
| K  | Chandler Catanzaro | N.Y. Jets    |
| DE | Vinny Curry        | Philadelphia |
| C  | Ryan Jensen        | Baltimore    |
| DT | Mitch Unrein       | Chicago      |

**2019 (5)**

|    |                  |               |
|----|------------------|---------------|
| LB | Shaquil Barrett  | Denver        |
| LB | Deone Bucannon   | Arizona       |
| QB | Blaine Gabbert   | Tennessee     |
| WR | Breshad Perriman | Cleveland     |
| P  | Bradley Pinion   | San Francisco |

**2020 (3)**

|    |                |              |
|----|----------------|--------------|
| QB | Tom Brady      | New England  |
| TE | Rob Gronkowski | New England  |
| OL | Joe Haeg       | Indianapolis |

\*denotes restricted free agents

**FREE AGENTS LOST****PLAYER TEAM****2012 (7)**

|    |                  |               |
|----|------------------|---------------|
| LB | Geno Hayes       | Chicago       |
| QB | Josh Johnson     | San Francisco |
| S  | Sean Jones       | Detroit       |
| T  | James Lee        | Washington    |
| S  | Corey Lynch      | San Diego     |
| CB | Elbert Mack      | New Orleans   |
| WR | Micheal Spurlock | San Diego     |

**2013 (4)**

|    |                  |              |
|----|------------------|--------------|
| DE | Michael Bennett  | Seattle      |
| CB | E.J. Biggers     | Washington   |
| DT | Roy Miller       | Jacksonville |
| T  | Jeremy Trueblood | Washington   |

**2014 (6)**

|     |                  |              |
|-----|------------------|--------------|
| LB  | Adam Hayward     | Washington   |
| G/C | Ted Larsen       | Arizona      |
| FB  | Erik Lorig       | New Orleans  |
| QB  | Dan Orlovsky     | Detroit      |
| WR  | Tiquan Underwood | Carolina     |
| LB  | Dekoda Watson    | Jacksonville |

**2015 (3)**

|    |                 |             |
|----|-----------------|-------------|
| DE | Adrian Clayborn | Atlanta     |
| LB | Dane Fletcher   | New England |
| LB | Mason Foster    | Chicago     |

**2016 (2)**

|    |                |             |
|----|----------------|-------------|
| CB | Sterling Moore | Buffalo     |
| RB | Bobby Rainey   | N.Y. Giants |

**2017 (4)**

|    |                   |          |
|----|-------------------|----------|
| QB | Mike Glennon      | Chicago  |
| S  | Bradley McDougald | Seattle  |
| WR | Russell Shepard   | Carolina |
| DT | Akeem Spence      | Detroit  |

**2018 (2)**

|    |                  |           |
|----|------------------|-----------|
| DT | Clinton McDonald | Denver    |
| G  | Kevin Pamphile   | Tennessee |

**2019 (6)**

|    |                  |               |
|----|------------------|---------------|
| S  | Andrew Adams     | Detroit       |
| LB | Kwon Alexander   | San Francisco |
| QB | Ryan Fitzpatrick | Miami         |
| WR | Adam Humphries   | Tennessee     |
| S  | Josh Shaw        | Arizona       |
| LB | Adarius Taylor   | Cleveland     |

**2020 (5)**

|    |                  |               |
|----|------------------|---------------|
| DL | Beau Allen       | New England   |
| RB | Peyton Barber    | Washington    |
| LB | Carl Nassib      | Las Vegas     |
| WR | Breshad Perriman | New York Jets |
| QB | Jameis Winston   | New Orleans   |

**FREE AGENTS SIGNED****PLAYER TEAM****2021 (0)**

None

**2022 (3)**

|    |                  |         |
|----|------------------|---------|
| WR | Russell Gage Jr. | Atlanta |
| DL | Akiem Hicks      | Chicago |
| S  | Keanu Neal       | Dallas  |

**2023 (6)**

|    |                  |              |
|----|------------------|--------------|
| RB | Chase Edmonds    | Denver       |
| DL | Greg Gaines      | L.A. Rams    |
| QB | Baker Mayfield   | L.A. Rams    |
| K  | Chase McLaughlin | Indianapolis |
| S  | Ryan Neal        | Seattle      |
| QB | John Wolford     | L.A. Rams    |

**2024 (5)**

|     |                  |               |
|-----|------------------|---------------|
| OL  | Ben Bredeson     | N.Y. Giants   |
| OLB | Randy Gregory    | San Francisco |
| CB  | Bryce Hall       | N.Y. Jets     |
| OL  | Sua Opeta        | Philadelphia  |
| CB  | Tavierre Thomas  | Houston       |
| S   | Jordan Whitehead | N.Y. Jets     |

\*denotes restricted free agents

**FREE AGENTS LOST****PLAYER TEAM****2021 (4)**

|    |                |               |
|----|----------------|---------------|
| S  | Andrew Adams   | Philadelphia  |
| TE | Antony Auclair | Houston       |
| T  | Joe Haeg       | Pittsburgh    |
| CB | Ryan Smith     | L.A. Chargers |

**2022 (4)**

|    |                  |             |
|----|------------------|-------------|
| G  | Alex Cappa       | Cincinnati  |
| TE | O.J. Howard      | Buffalo     |
| RB | Ronald Jones II  | Kansas City |
| S  | Jordan Whitehead | N.Y. Jets   |

**2023 (7)**

|    |                     |              |
|----|---------------------|--------------|
| S  | Mike Edwards        | Kansas City  |
| QB | Blaine Gabbert      | Kansas City  |
| WR | Scotty Miller       | Atlanta      |
| CB | Sean Murphy-Bunting | Tennessee    |
| S  | Keanu Neal          | Pittsburgh   |
| DL | Rakeem Nunez-Roches | N.Y. Giants  |
| T  | Josh Wells          | Jacksonville |

**2024 (6)**

|    |                |              |
|----|----------------|--------------|
| CB | Dee Delaney    | Buffalo      |
| LB | Cam Gill       | Carolina     |
| OL | Nick Leverett* | New England  |
| WR | David Moore    | Carolina     |
| G  | Aaron Stinnie  | N.Y. Giants  |
| LB | Devin White    | Philadelphia |

\*denotes restricted free agents

**FRONT OFFICE****PLAYERS****2023 REVIEW****HISTORY****RECORDS****SIDELINES**

## YEAR-BY-YEAR LEADERS

## RUSHING (Yards)

| YEAR | PLAYER            | ATT. | YDS.  | AVG. | LG  | TD |
|------|-------------------|------|-------|------|-----|----|
| 1976 | Louis Carter      | 171  | 521   | 3.0  | 26  | 1  |
| 1977 | Ricky Bell        | 148  | 436   | 2.9  | 20  | 1  |
| 1978 | Ricky Bell        | 185  | 679   | 3.7  | 56  | 6  |
| 1979 | Ricky Bell        | 283  | 1,263 | 4.5  | 49  | 7  |
| 1980 | Ricky Bell        | 174  | 599   | 3.4  | 40  | 2  |
| 1981 | Jerry Eckwood     | 172  | 651   | 3.8  | 59  | 2  |
| 1982 | James Wilder      | 83   | 324   | 3.9  | 47  | 3  |
| 1983 | James Wilder      | 61   | 640   | 4.0  | 75t | 4  |
| 1984 | James Wilder      | 407  | 1,544 | 3.8  | 37  | 13 |
| 1985 | James Wilder      | 365  | 1,300 | 3.6  | 28  | 10 |
| 1986 | James Wilder      | 190  | 704   | 3.7  | 45t | 2  |
| 1987 | James Wilder      | 106  | 488   | 4.6  | 21  | 0  |
| 1988 | Lars Tate         | 122  | 467   | 3.8  | 47t | 7  |
| 1989 | Lars Tate         | 167  | 589   | 3.5  | 48  | 8  |
| 1990 | Gary Anderson     | 166  | 646   | 3.9  | 22  | 3  |
| 1991 | Reggie Cobb       | 196  | 752   | 3.8  | 59t | 7  |
| 1992 | Reggie Cobb       | 310  | 1,171 | 3.8  | 25  | 9  |
| 1993 | Reggie Cobb       | 221  | 658   | 3.0  | 16  | 3  |
| 1994 | Errict Rhett      | 284  | 1,011 | 3.6  | 27  | 7  |
| 1995 | Errict Rhett      | 332  | 1,207 | 3.6  | 21  | 11 |
| 1996 | Errict Rhett      | 176  | 539   | 3.1  | 35  | 3  |
| 1997 | Warrick Dunn      | 224  | 978   | 4.4  | 76  | 4  |
| 1998 | Warrick Dunn      | 245  | 1,026 | 4.2  | 50  | 2  |
| 1999 | Mike Alstott      | 242  | 949   | 3.9  | 30  | 7  |
| 2000 | Warrick Dunn      | 248  | 1,133 | 4.6  | 70t | 8  |
| 2001 | Mike Alstott      | 165  | 680   | 4.1  | 39t | 10 |
| 2002 | Michael Pittman   | 204  | 718   | 3.5  | 21  | 1  |
| 2003 | Michael Pittman   | 187  | 751   | 4.0  | 17  | 0  |
| 2004 | Michael Pittman   | 219  | 926   | 4.2  | 78t | 7  |
| 2005 | Carnell Williams  | 290  | 1,178 | 4.1  | 71t | 6  |
| 2006 | Carnell Williams  | 225  | 798   | 3.5  | 38  | 1  |
| 2007 | Earnest Graham    | 222  | 898   | 4.0  | 28t | 10 |
| 2008 | Warrick Dunn      | 186  | 786   | 4.2  | 40  | 2  |
| 2009 | Carnell Williams  | 211  | 823   | 3.9  | 35  | 4  |
| 2010 | LeGarrette Blount | 201  | 1,007 | 5.0  | 53  | 6  |
| 2011 | LeGarrette Blount | 184  | 781   | 4.2  | 54t | 5  |
| 2012 | Doug Martin       | 319  | 1,454 | 4.6  | 70t | 11 |
| 2013 | Bobby Rainey      | 137  | 532   | 3.9  | 80t | 5  |
| 2014 | Doug Martin       | 134  | 494   | 3.7  | 63  | 2  |
| 2015 | Doug Martin       | 288  | 1,402 | 4.9  | 84  | 6  |
| 2016 | Jacquizz Rodgers  | 129  | 560   | 4.3  | 45  | 2  |
| 2017 | Peyton Barber     | 108  | 423   | 3.9  | 34  | 3  |
| 2018 | Peyton Barber     | 234  | 871   | 3.7  | 28  | 5  |
| 2019 | Ronald Jones II   | 172  | 724   | 4.2  | 49  | 6  |
| 2020 | Ronald Jones II   | 192  | 978   | 5.1  | 98t | 7  |
| 2021 | Leonard Fournette | 180  | 812   | 4.5  | 47t | 8  |
| 2022 | Leonard Fournette | 189  | 668   | 3.5  | 23  | 3  |
| 2023 | Rachaad White     | 272  | 990   | 3.6  | 38  | 6  |



**PASSING**

| YEAR | PLAYER           | ATT. | COMP. | YDS.  | PCT. | TD | INT. | RATING |
|------|------------------|------|-------|-------|------|----|------|--------|
| 1976 | Steve Spurrer    | 311  | 156   | 1,628 | 50.2 | 7  | 12   | 57.1   |
| 1977 | Gary Huff        | 138  | 67    | 889   | 48.6 | 3  | 13   | 37.0   |
| 1978 | Doug Williams    | 194  | 73    | 1,170 | 37.6 | 7  | 8    | 53.5   |
| 1979 | Doug Williams    | 387  | 166   | 2,448 | 41.8 | 18 | 24   | 52.6   |
| 1980 | Doug Williams    | 521  | 254   | 3,396 | 48.8 | 20 | 16   | 69.7   |
| 1981 | Doug Williams    | 471  | 238   | 3,563 | 50.5 | 19 | 14   | 76.5   |
| 1982 | Doug Williams    | 307  | 164   | 2,071 | 53.4 | 9  | 11   | 69.4   |
| 1983 | Jack Thompson    | 423  | 249   | 2,906 | 58.9 | 18 | 21   | 73.3   |
| 1984 | Steve DeBerg     | 509  | 308   | 3,554 | 60.5 | 19 | 18   | 79.3   |
| 1985 | Steve DeBerg     | 370  | 197   | 2,488 | 53.2 | 19 | 18   | 71.3   |
| 1986 | Steve Young      | 363  | 195   | 2,382 | 53.7 | 8  | 13   | 65.5   |
| 1987 | Steve DeBerg     | 275  | 159   | 1,891 | 57.8 | 14 | 7    | 85.3   |
| 1988 | Vinny Testaverde | 466  | 222   | 3,240 | 47.6 | 13 | 35   | 48.8   |
| 1989 | Vinny Testaverde | 480  | 258   | 3,133 | 53.8 | 20 | 22   | 68.9   |
| 1990 | Vinny Testaverde | 365  | 203   | 2,818 | 55.6 | 17 | 18   | 75.6   |
| 1991 | Vinny Testaverde | 326  | 166   | 1,994 | 50.9 | 8  | 15   | 59.0   |
| 1992 | Vinny Testaverde | 358  | 206   | 2,554 | 57.5 | 14 | 16   | 74.2   |
| 1993 | Craig Erickson   | 457  | 233   | 3,054 | 51.0 | 18 | 21   | 66.4   |
| 1994 | Craig Erickson   | 399  | 225   | 2,919 | 56.4 | 16 | 10   | 82.5   |
| 1995 | Trent Dilfer     | 415  | 224   | 2,774 | 54.0 | 4  | 18   | 60.1   |
| 1996 | Trent Dilfer     | 482  | 267   | 2,859 | 55.4 | 12 | 19   | 64.8   |
| 1997 | Trent Dilfer     | 386  | 217   | 2,555 | 56.2 | 21 | 11   | 82.8   |
| 1998 | Trent Dilfer     | 429  | 225   | 2,729 | 52.4 | 21 | 15   | 74.0   |
| 1999 | Trent Dilfer     | 244  | 146   | 1,619 | 59.8 | 11 | 11   | 75.8   |
| 2000 | Shaun King       | 428  | 233   | 2,769 | 54.4 | 18 | 13   | 75.8   |
| 2001 | Brad Johnson     | 559  | 340   | 3,406 | 60.8 | 13 | 11   | 77.7   |
| 2002 | Brad Johnson     | 451  | 281   | 3,049 | 62.3 | 22 | 6    | 92.9   |
| 2003 | Brad Johnson     | 570  | 354   | 3,811 | 62.1 | 26 | 21   | 81.5   |
| 2004 | Brian Griese     | 336  | 233   | 2,632 | 69.3 | 20 | 12   | 97.5   |
| 2005 | Chris Simms      | 313  | 191   | 2,035 | 61.0 | 10 | 7    | 81.4   |
| 2006 | Bruce Gradkowski | 328  | 177   | 1,661 | 54.0 | 9  | 9    | 65.9   |
| 2007 | Jeff Garcia      | 327  | 209   | 2,440 | 63.9 | 13 | 4    | 94.6   |
| 2008 | Jeff Garcia      | 376  | 244   | 2,712 | 64.9 | 12 | 6    | 90.2   |
| 2009 | Josh Freeman     | 290  | 158   | 1,855 | 54.5 | 10 | 18   | 59.8   |
| 2010 | Josh Freeman     | 474  | 291   | 3,451 | 61.4 | 25 | 6    | 95.9   |
| 2011 | Josh Freeman     | 551  | 346   | 3,592 | 62.8 | 16 | 22   | 74.6   |
| 2012 | Josh Freeman     | 558  | 306   | 4,065 | 54.8 | 27 | 17   | 81.6   |
| 2013 | Mike Glennon     | 416  | 247   | 2,608 | 59.4 | 19 | 9    | 83.9   |
| 2014 | Josh McCown      | 327  | 184   | 2,206 | 56.3 | 11 | 14   | 70.5   |
| 2015 | Jameis Winston   | 535  | 312   | 4,042 | 58.3 | 22 | 15   | 84.2   |
| 2016 | Jameis Winston   | 567  | 345   | 4,090 | 60.8 | 28 | 18   | 86.1   |
| 2017 | Jameis Winston   | 442  | 282   | 3,504 | 63.8 | 19 | 11   | 92.2   |
| 2018 | Jameis Winston   | 378  | 244   | 2,992 | 64.6 | 19 | 14   | 90.2   |
| 2019 | Jameis Winston   | 626  | 380   | 5,109 | 60.7 | 33 | 30   | 84.3   |
| 2020 | Tom Brady        | 610  | 401   | 4,633 | 65.7 | 40 | 12   | 102.2  |
| 2021 | Tom Brady        | 719  | 485   | 5,316 | 67.5 | 43 | 12   | 102.1  |
| 2022 | Tom Brady        | 733  | 490   | 4,694 | 66.8 | 25 | 9    | 90.7   |
| 2023 | Baker Mayfield   | 566  | 364   | 4,044 | 64.3 | 28 | 10   | 94.6   |

**FRONT OFFICE**

**PLAYERS**

**2023 REVIEW**

**HISTORY**

**RECORDS**

**SIDELINES**

## RECEIVING (Receptions)

| YEAR | PLAYER           | REC. | YDS.  | AVG. | LG  | TD |
|------|------------------|------|-------|------|-----|----|
| 1976 | Morris Owens     | 30   | 390   | 13.0 | 27  | 6  |
| 1977 | Morris Owens     | 34   | 655   | 19.3 | 67t | 3  |
| 1978 | Morris Owens     | 32   | 640   | 20.0 | 66  | 5  |
| 1979 | Jimmie Giles     | 40   | 579   | 14.5 | 66t | 7  |
| 1980 | Gordon Jones     | 48   | 669   | 13.9 | 41t | 5  |
| 1981 | Kevin House      | 56   | 1,176 | 21.0 | 84t | 9  |
| 1982 | James Wilder     | 53   | 466   | 8.8  | 32  | 1  |
| 1983 | James Wilder     | 57   | 380   | 6.7  | 31  | 2  |
| 1984 | James Wilder     | 85   | 685   | 8.1  | 50  | 0  |
| 1985 | James Wilder     | 53   | 341   | 6.5  | 20  | 0  |
| 1986 | Calvin Magee     | 45   | 564   | 12.5 | 45  | 5  |
| 1987 | James Wilder     | 40   | 328   | 8.2  | 32  | 1  |
| 1988 | Bruce Hill       | 58   | 1,040 | 17.9 | 42t | 9  |
| 1989 | Mark Carrier     | 86   | 1,422 | 16.5 | 78t | 9  |
| 1990 | Mark Carrier     | 49   | 813   | 16.6 | 68t | 4  |
| 1991 | Lawrence Dawsey  | 55   | 818   | 14.9 | 65t | 3  |
| 1992 | Lawrence Dawsey  | 60   | 776   | 12.9 | 41  | 1  |
| 1993 | Courtney Hawkins | 62   | 933   | 15.0 | 67  | 5  |
| 1994 | Lawrence Dawsey  | 46   | 673   | 14.6 | 46  | 1  |
| 1995 | Jackie Harris    | 62   | 751   | 12.1 | 33  | 1  |
| 1996 | Mike Alstott     | 65   | 557   | 8.6  | 29  | 3  |
| 1997 | Warrick Dunn     | 39   | 462   | 11.8 | 59t | 3  |
| 1998 | Reidel Anthony   | 51   | 708   | 13.9 | 79t | 7  |
| 1999 | Warrick Dunn     | 64   | 589   | 9.2  | 68  | 2  |
| 2000 | Keyshawn Johnson | 71   | 874   | 12.3 | 38  | 8  |
| 2001 | Keyshawn Johnson | 106  | 1,266 | 11.9 | 47  | 1  |
| 2002 | Keyshawn Johnson | 76   | 1,088 | 14.3 | 76t | 5  |
| 2003 | Keenan McCardell | 84   | 1,174 | 14.0 | 76t | 8  |
| 2004 | Michael Clayton  | 80   | 1,193 | 14.9 | 75t | 7  |
| 2005 | Joey Galloway    | 83   | 1,287 | 15.5 | 80t | 10 |
| 2006 | Joey Galloway    | 62   | 1,057 | 17.0 | 64t | 7  |
| 2007 | Ike Hilliard     | 62   | 722   | 11.6 | 56  | 1  |
| 2008 | Antonio Bryant   | 83   | 1,248 | 15.0 | 71t | 7  |
| 2009 | Kellen Winslow   | 77   | 884   | 11.5 | 42t | 5  |
| 2010 | Kellen Winslow   | 66   | 730   | 11.1 | 41t | 5  |
| 2011 | Kellen Winslow   | 75   | 763   | 10.2 | 37  | 2  |
| 2012 | Vincent Jackson  | 72   | 1,384 | 19.2 | 95  | 8  |
| 2013 | Vincent Jackson  | 78   | 1,224 | 15.7 | 60  | 7  |
| 2014 | Vincent Jackson  | 70   | 1,002 | 14.3 | 50  | 2  |
| 2015 | Mike Evans       | 74   | 1,206 | 16.3 | 68  | 3  |
| 2016 | Mike Evans       | 96   | 1,321 | 13.8 | 45t | 12 |
| 2017 | Mike Evans       | 71   | 1,001 | 14.1 | 42t | 5  |
| 2018 | Mike Evans       | 86   | 1,524 | 17.7 | 72t | 8  |
| 2019 | Chris Godwin     | 86   | 1,333 | 15.5 | 71t | 9  |
| 2020 | Mike Evans       | 70   | 1,006 | 14.4 | 50  | 13 |
| 2021 | Chris Godwin     | 98   | 1,103 | 11.3 | 44  | 5  |
| 2022 | Chris Godwin     | 104  | 1,023 | 9.8  | 44  | 3  |
| 2023 | Chris Godwin     | 83   | 1,024 | 12.3 | 47t | 2  |

## SCORING

| YEAR | PLAYER             | TD | PAT | FG | TP  |
|------|--------------------|----|-----|----|-----|
| 1976 | Morris Owens       | 6  | 0   | 0  | 36  |
| 1977 | Allan Leavitt      | 0  | 5   | 5  | 20  |
| 1978 | Neil O'Donoghue    | 0  | 25  | 13 | 64  |
| 1979 | Neil O'Donoghue    | 0  | 30  | 11 | 63  |
| 1980 | Garó Yepremian     | 0  | 31  | 16 | 79  |
| 1981 | Bill Capece        | 0  | 30  | 15 | 75  |
| 1982 | Bill Capece        | 0  | 14  | 18 | 68  |
| 1983 | Bill Capece        | 0  | 23  | 10 | 53  |
| 1984 | Obed Ariri         | 0  | 38  | 19 | 95  |
| 1985 | Donald Igwebuike   | 0  | 30  | 22 | 96  |
| 1986 | Donald Igwebuike   | 0  | 26  | 17 | 77  |
| 1987 | Donald Igwebuike   | 0  | 24  | 14 | 66  |
| 1988 | Donald Igwebuike   | 0  | 21  | 19 | 78  |
| 1989 | Donald Igwebuike   | 0  | 33  | 22 | 99  |
| 1990 | Steve Christie     | 0  | 27  | 23 | 96  |
| 1991 | Steve Christie     | 0  | 22  | 15 | 67  |
| 1992 | Reggie Cobb        | 9  | 0   | 0  | 54  |
| 1993 | Michael Husted     | 0  | 27  | 16 | 75  |
| 1994 | Michael Husted     | 0  | 20  | 23 | 89  |
| 1995 | Michael Husted     | 0  | 25  | 19 | 82  |
| 1996 | Michael Husted     | 0  | 18  | 25 | 93  |
| 1997 | Michael Husted     | 0  | 32  | 13 | 71  |
| 1998 | Michael Husted     | 0  | 29  | 21 | 92  |
| 1999 | Martin Gramatica   | 0  | 25  | 27 | 106 |
| 2000 | Martin Gramatica   | 0  | 42  | 28 | 126 |
| 2001 | Martin Gramatica   | 0  | 28  | 23 | 97  |
| 2002 | Martin Gramatica   | 0  | 32  | 32 | 128 |
| 2003 | Martin Gramatica   | 0  | 33  | 16 | 81  |
| 2004 | Michael Pittman    | 10 | 0   | 0  | 60  |
| 2005 | Matt Bryant        | 0  | 31  | 21 | 94  |
| 2006 | Matt Bryant        | 0  | 22  | 17 | 73  |
| 2007 | Matt Bryant        | 0  | 34  | 28 | 118 |
| 2008 | Matt Bryant        | 0  | 35  | 32 | 131 |
| 2009 | Connor Barth       | 0  | 12  | 14 | 54  |
| 2010 | Connor Barth       | 0  | 36  | 23 | 105 |
| 2011 | Connor Barth       | 0  | 23  | 26 | 101 |
| 2012 | Connor Barth       | 0  | 39  | 28 | 123 |
| 2013 | Rian Lindell       | 0  | 31  | 23 | 100 |
| 2014 | Patrick Murray     | 0  | 31  | 20 | 91  |
| 2015 | Connor Barth       | 0  | 25  | 23 | 94  |
| 2016 | Roberto Aguayo     | 0  | 32  | 22 | 98  |
| 2017 | Patrick Murray     | 0  | 21  | 19 | 78  |
| 2018 | Chandler Catanzaro | 0  | 23  | 11 | 56  |
| 2019 | Matt Gay           | 0  | 43  | 27 | 124 |
| 2020 | Ryan Succop        | 0  | 52  | 28 | 136 |
| 2021 | Ryan Succop        | 0  | 56  | 25 | 131 |
| 2022 | Ryan Succop        | 0  | 24  | 31 | 117 |
| 2023 | Chase McLaughlin   | 0  | 33  | 29 | 120 |

FRONT OFFICE

PLAYERS

2023 REVIEW

HISTORY

RECORDS

SIDELINES

## KICKOFF RETURNS (Yards)

| YEAR | PLAYER            | NO. | YDS.  | AVG. | LG  | TD |
|------|-------------------|-----|-------|------|-----|----|
| 1976 | Rod McNeill       | 17  | 384   | 22.6 | 43  | 0  |
| 1977 | Isaac Hagins      | 21  | 493   | 23.5 | 41  | 0  |
| 1978 | George Ragsdale   | 24  | 555   | 23.1 | 46  | 0  |
| 1979 | George Ragsdale   | 34  | 675   | 19.9 | 30  | 0  |
| 1980 | Gary Davis        | 44  | 951   | 21.6 | 54  | 0  |
| 1981 | John Holt         | 11  | 274   | 24.9 | 40  | 0  |
| 1982 | Michael Morton    | 21  | 361   | 17.2 | 26  | 0  |
| 1983 | Michael Morton    | 30  | 689   | 23.0 | 50  | 0  |
| 1984 | Michael Morton    | 38  | 835   | 22.0 | 43  | 0  |
| 1985 | Phil Freeman      | 48  | 1,085 | 22.6 | 58  | 0  |
| 1986 | Phil Freeman      | 31  | 582   | 18.8 | 33  | 0  |
| 1987 | Bobby Futrell     | 31  | 609   | 19.6 | 40  | 0  |
| 1988 | Donnie Elder      | 34  | 772   | 22.7 | 51  | 0  |
| 1989 | Donnie Elder      | 40  | 685   | 17.1 | 30  | 0  |
| 1990 | Danny Peebles     | 18  | 369   | 20.5 | 55  | 0  |
| 1991 | Willie Drewrey    | 12  | 246   | 20.5 | 43  | 0  |
| 1992 | Gary Anderson     | 29  | 564   | 19.4 | 39  | 0  |
| 1993 | Charles Wilson    | 23  | 454   | 19.7 | 42  | 0  |
| 1994 | Charles Wilson    | 10  | 251   | 25.1 | 41  | 0  |
| 1995 | Bobby Joe Edmonds | 58  | 1,147 | 19.8 | 44  | 0  |
| 1996 | Karl Williams     | 14  | 383   | 27.4 | 63  | 0  |
| 1997 | Reidel Anthony    | 25  | 592   | 23.7 | 51  | 0  |
| 1998 | Reidel Anthony    | 46  | 1,118 | 24.3 | 60  | 0  |
| 1999 | Reidel Anthony    | 21  | 434   | 20.7 | 39  | 0  |
| 2000 | Aaron Stecker     | 29  | 663   | 22.9 | 48  | 0  |
| 2001 | Frank Murphy      | 20  | 445   | 22.3 | 39  | 0  |
| 2002 | Aaron Stecker     | 37  | 934   | 25.2 | 67  | 0  |
| 2003 | Aaron Stecker     | 25  | 520   | 20.8 | 44  | 0  |
| 2004 | Torrie Cox        | 33  | 866   | 26.2 | 59  | 0  |
| 2005 | Torrie Cox        | 24  | 464   | 19.3 | 30  | 0  |
| 2006 | Michael Pittman   | 39  | 867   | 22.2 | 37  | 0  |
| 2007 | Micheal Spurlock  | 16  | 444   | 27.8 | 90t | 1  |
| 2008 | Clifton Smith     | 36  | 992   | 27.6 | 97t | 1  |
| 2009 | Clifton Smith     | 31  | 902   | 29.1 | 83  | 0  |
| 2010 | Micheal Spurlock  | 44  | 1,129 | 25.7 | 89t | 1  |
| 2011 | Sammie Stroughter | 20  | 540   | 27.0 | 78  | 0  |
| 2012 | Arrelious Benn    | 13  | 306   | 23.5 | 55  | 0  |
| 2013 | Eric Page         | 22  | 548   | 24.9 | 44  | 0  |
| 2014 | Solomon Patton    | 18  | 416   | 23.1 | 33  | 0  |
| 2015 | Bobby Rainey      | 19  | 469   | 24.7 | 38  | 0  |
| 2016 | Ryan Smith        | 10  | 169   | 16.9 | 24  | 0  |
| 2017 | Jacquizz Rodgers  | 11  | 255   | 23.2 | 45  | 0  |
| 2018 | Bobo Wilson       | 10  | 284   | 28.4 | 38  | 0  |
| 2019 | T.J. Logan        | 13  | 271   | 20.8 | 39  | 0  |
| 2020 | Jaydon Mickens    | 14  | 340   | 24.3 | 34  | 0  |
| 2021 | Jaelon Darden     | 18  | 359   | 19.9 | 34  | 0  |
| 2022 | Deven Thompkins   | 12  | 263   | 21.9 | 54  | 0  |
| 2023 | Deven Thompkins   | 16  | 327   | 20.4 | 32  | 0  |

## PUNT RETURNS (Yards)

| YEAR | PLAYER            | NO. | YDS. | AVG. | LG  | TD |
|------|-------------------|-----|------|------|-----|----|
| 1976 | Danny Reece       | 20  | 143  | 7.2  | 30  | 0  |
| 1977 | Danny Reece       | 31  | 276  | 8.9  | 36  | 0  |
| 1978 | Danny Reece       | 44  | 393  | 8.9  | 50  | 0  |
| 1979 | Danny Reece       | 70  | 431  | 6.2  | 17  | 0  |
| 1980 | Danny Reece       | 57  | 313  | 5.5  | 19  | 0  |
| 1981 | Theo Bell         | 27  | 132  | 4.9  | 13  | 0  |
| 1982 | John Holt         | 16  | 81   | 5.1  | 22  | 0  |
| 1983 | Andre Tyler       | 27  | 208  | 7.7  | 16  | 0  |
| 1984 | Leon Bright       | 23  | 173  | 7.5  | 21  | 0  |
| 1985 | Leon Bright       | 12  | 124  | 10.3 | 29  | 0  |
| 1986 | Bobby Futrell     | 14  | 67   | 4.8  | 12  | 0  |
| 1987 | Bobby Futrell     | 24  | 213  | 8.9  | 22  | 0  |
| 1988 | Bobby Futrell     | 27  | 283  | 10.5 | 40  | 0  |
| 1989 | Willie Drewrey    | 20  | 220  | 11.0 | 55  | 0  |
| 1990 | Willie Drewrey    | 23  | 184  | 8.0  | 16  | 0  |
| 1991 | Willie Drewrey    | 38  | 360  | 9.5  | 33  | 0  |
| 1992 | Courtney Hawkins  | 13  | 53   | 4.1  | 17  | 0  |
| 1993 | Courtney Hawkins  | 15  | 166  | 11.1 | 35  | 0  |
| 1994 | Vernon Turner     | 21  | 218  | 10.4 | 80t | 1  |
| 1995 | Bobby Joe Edmonds | 29  | 293  | 10.1 | 45  | 0  |
| 1996 | Karl Williams     | 13  | 274  | 21.1 | 88t | 1  |
| 1997 | Karl Williams     | 46  | 597  | 13.0 | 63  | 1  |
| 1998 | Jacquez Green     | 30  | 453  | 15.1 | 95t | 1  |
| 1999 | Jacquez Green     | 23  | 204  | 8.9  | 31  | 0  |
| 2000 | Karl Williams     | 31  | 286  | 9.2  | 73t | 1  |
| 2001 | Karl Williams     | 35  | 366  | 10.5 | 84t | 1  |
| 2002 | Karl Williams     | 43  | 410  | 9.5  | 56t | 1  |
| 2003 | Karl Williams     | 15  | 110  | 7.3  | 19  | 0  |
| 2004 | Joey Galloway     | 20  | 142  | 7.1  | 59t | 1  |
| 2005 | Mark Jones        | 51  | 492  | 9.6  | 31  | 0  |
| 2006 | Ike Hilliard      | 24  | 163  | 6.8  | 16  | 0  |
| 2007 | Mark Jones        | 12  | 143  | 11.9 | 35  | 0  |
| 2008 | Clifton Smith     | 23  | 324  | 14.1 | 70t | 1  |
| 2009 | Clifton Smith     | 23  | 232  | 10.1 | 21  | 0  |
| 2010 | Micheal Spurlock  | 28  | 193  | 6.9  | 23  | 0  |
| 2011 | Preston Parker    | 23  | 210  | 9.1  | 34  | 0  |
| 2012 | Roscoe Parrish    | 30  | 298  | 9.9  | 39  | 0  |
| 2013 | Eric Page         | 23  | 251  | 10.9 | 52  | 0  |
| 2014 | Solomon Patton    | 10  | 112  | 11.2 | 33  | 0  |
| 2015 | Bobby Rainey      | 29  | 288  | 9.9  | 58  | 0  |
| 2016 | Adam Humphries    | 24  | 237  | 9.9  | 25  | 0  |
| 2017 | Bernard Reedy     | 14  | 143  | 10.2 | 44  | 0  |
| 2018 | Adam Humphries    | 21  | 139  | 6.6  | 16  | 0  |
| 2019 | T.J. Logan        | 13  | 124  | 9.5  | 40  | 0  |
| 2020 | Jaydon Mickens    | 16  | 99   | 6.2  | 14  | 0  |
| 2021 | Jaelon Darden     | 19  | 142  | 7.5  | 43  | 0  |
| 2022 | Jaelon Darden     | 31  | 330  | 10.6 | 24  | 0  |
| 2023 | Deven Thompkins   | 25  | 234  | 9.4  | 51  | 0  |

FRONT OFFICE

PLAYERS

2023 REVIEW

HISTORY

RECORDS

SIDELINES

## INTERCEPTIONS

| YEAR | PLAYER               | NO. | YDS. | AVG. | LG  | TD |
|------|----------------------|-----|------|------|-----|----|
| 1976 | Mark Cotney          | 3   | 25   | 8.3  | 25  | 0  |
| 1977 | Mike Washington      | 5   | 71   | 14.2 | 45t | 1  |
| 1978 | Cedric Brown         | 6   | 110  | 18.3 | 29  | 0  |
| 1979 | Cedric Brown         | 3   | 79   | 26.3 | 72  | 0  |
|      | Mike Washington      | 3   | 64   | 21.3 | 49t | 1  |
|      | Jeris White          | 3   | 39   | 13.0 | 39  | 0  |
| 1980 | Mike Washington      | 4   | 30   | 7.5  | 16  | 0  |
| 1981 | Cedric Brown         | 9   | 215  | 23.9 | 81t | 2  |
| 1982 | Neal Colzie          | 3   | 64   | 21.3 | 51  | 0  |
|      | Cedric Brown         | 3   | 31   | 10.3 | 24  | 0  |
|      | Mike Washington      | 3   | 13   | 4.3  | 13  | 0  |
| 1983 | Beasley Reece        | 6   | 70   | 11.7 | 29  | 0  |
| 1984 | Mark Cotney          | 5   | 123  | 24.6 | 26  | 0  |
| 1985 | Jeremiah Castille    | 7   | 49   | 7.0  | 20  | 0  |
| 1986 | Vito McKeever        | 3   | 12   | 4.0  | 10  | 0  |
| 1987 | Paul Tripoli         | 3   | 17   | 5.7  | 15t | 1  |
| 1988 | Harry Hamilton       | 6   | 123  | 20.5 | 58  | 0  |
| 1989 | Harry Hamilton       | 6   | 70   | 11.7 | 30  | 0  |
|      | Mark Robinson        | 6   | 44   | 7.3  | 16  | 0  |
| 1990 | Wayne Haddix         | 7   | 231  | 33.0 | 65t | 3  |
| 1991 | Tony Covington       | 3   | 21   | 7.0  | 18  | 0  |
| 1992 | Darrell Fullington   | 3   | 25   | 8.3  | 16  | 0  |
|      | Marty Carter         | 3   | 1    | 0.3  | 1   | 0  |
|      | Milton Mack          | 3   | 0    | 0.0  | 0   | 0  |
| 1993 | Joe King             | 3   | 29   | 9.7  | 28  | 0  |
| 1994 | Hardy Nickerson      | 2   | 9    | 4.5  | 10  | 0  |
|      | Martin Mayhew        | 2   | 4    | 2.0  | 4   | 0  |
| 1995 | Martin Mayhew        | 5   | 81   | 16.2 | 40  | 0  |
| 1996 | Donnie Abraham       | 5   | 27   | 5.4  | 21  | 0  |
| 1997 | Donnie Abraham       | 5   | 16   | 3.2  | 16  | 0  |
| 1998 | Charles Mincy        | 4   | 58   | 14.5 | 22t | 1  |
| 1999 | Donnie Abraham       | 7   | 115  | 16.4 | 55t | 2  |
| 2000 | Donnie Abraham       | 7   | 82   | 11.7 | 23  | 0  |
| 2001 | Ronde Barber         | 10  | 86   | 8.6  | 36t | 1  |
| 2002 | Brian Kelly          | 8   | 68   | 8.5  | 31  | 0  |
| 2003 | Dwight Smith         | 5   | 3    | 0.6  | 3   | 0  |
| 2004 | Brian Kelly          | 4   | 101  | 25.3 | 75  | 0  |
| 2005 | Ronde Barber         | 5   | 105  | 21.0 | 42  | 0  |
| 2006 | Ronde Barber         | 3   | 103  | 34.3 | 66t | 2  |
|      | Derrick Brooks       | 3   | 51   | 17.0 | 21t | 1  |
| 2007 | Jermaine Phillips    | 4   | 2    | 0.5  | 2   | 0  |
| 2008 | Ronde Barber         | 4   | 69   | 17.3 | 65t | 1  |
| 2009 | Aqib Talib           | 5   | 99   | 19.8 | 32  | 0  |
|      | Tanard Jackson       | 5   | 86   | 17.2 | 35t | 2  |
| 2010 | Aqib Talib           | 6   | 91   | 15.2 | 45t | 1  |
| 2011 | Ronde Barber         | 3   | 12   | 4.0  | 12  | 0  |
| 2012 | Ronde Barber         | 4   | 160  | 40.0 | 78t | 1  |
| 2013 | Lavonte David        | 5   | 87   | 17.4 | 32  | 0  |
| 2014 | Johnthan Banks       | 4   | 69   | 17.3 | 32  | 1  |
| 2015 | Lavonte David        | 3   | 19   | 6.3  | 20t | 1  |
| 2016 | Brent Grimes         | 4   | 37   | 9.3  | 31t | 1  |
|      | Keith Tandy          | 4   | 28   | 7.0  | 28  | 0  |
| 2017 | Kwon Alexander       | 3   | 70   | 23.3 | 28  | 0  |
|      | Justin Evans         | 3   | 28   | 9.3  | 15  | 0  |
|      | Brent Grimes         | 3   | 67   | 22.3 | 39  | 0  |
|      | Robert McClain       | 3   | 53   | 17.7 | 47t | 0  |
| 2018 | Andrew Adams         | 4   | 34   | 8.5  | 16  | 0  |
| 2019 | Sean Murphy-Bunting  | 3   | 88   | 29.3 | 70t | 1  |
| 2020 | Carlton Davis III    | 4   | 42   | 10.5 | 34  | 0  |
| 2021 | Mike Edwards         | 3   | 46   | 15.3 | 31t | 2  |
| 2022 | Jamel Dean           | 2   | 24   | 12.0 | 12  | 0  |
|      | Mike Edwards         | 2   | 68   | 34.0 | 68  | 1  |
|      | Sean Murphy-Bunting  | 2   | 33   | 16.5 | 33  | 0  |
| 2023 | Antoine Winfield Jr. | 3   | 28   | 9.3  | 28  | 0  |

# TACKLE LEADERS

|      |          |   |
|------|----------|---|
| 1976 | Tackles: | LB Richard Wood 96, DT Dave Pear 91, S Ken Stone 72   |
| 1977 | Tackles: | LB Dewey Selmon 167, LB Richard Wood 141, S Cedric Brown 116                                    |
| 1978 | Tackles: | LB Richard Wood 168, LB Dewey Selmon 158, DT Dave Pear 127                                      |
| 1979 | Tackles: | LB Richard Wood 158, LB Dewey Selmon 125, DE Lee Roy Selmon 117                                 |
| 1980 | Tackles: | LB Richard Wood 114, S Mark Cotney 105, LB David Lewis 101                                      |
| 1981 | Tackles: | LB Cecil Johnson 174, LB Hugh Green 151, LB Richard Wood 140                                    |
| 1982 | Tackles: | LB Hugh Green 71, LB Cecil Johnson 70, LB Scot Brantley 62                                      |
| 1983 | Tackles: | LB Hugh Green 138, LB Jeff Davis 137, LB Scot Brantley 134                                      |
| 1984 | Tackles: | LB Jeff Davis 165, DT David Logan 106, LB Scot Brantley 105                                     |
| 1985 | Tackles: | LB Jeff Davis 132, LB Chris Washington 102, S Ivory Sully 98                                    |
| 1986 | Tackles: | LB Jeff Davis 136, LB Scot Brantley 127, LB Chris Washington 94                                 |
| 1987 | Tackles: | LB Ervin Randle 108, LB Jeff Davis 70, CB Ricky Reynolds 70                                     |
| 1988 | Tackles: | LB Eugene Marve 121, S Harry Hamilton 107, LB Kevin Murphy 75                                   |
| 1989 | Tackles: | LB Ervin Randle 114, LB Eugene Marve 106, S Mark Robinson 104                                   |
| 1990 | Tackles: | S Harry Hamilton 119, S Mark Robinson 115, LB Eugene Marve 111                                  |
| 1991 | Tackles: | LB Broderick Thomas 174, LB Jesse Solomon 128, S Tony Covington 84                              |
| 1992 | Tackles: | S Marty Carter 118, LB Jimmy Williams 115, LB Broderick Thomas 113                              |
| 1993 | Tackles: | LB Hardy Nickerson 214, S Marty Carter 130, CB Martin Mayhew 76                                 |
| 1994 | Tackles: | LB Hardy Nickerson 122, S Marty Carter 93, S Barney Bussey 72                                   |
| 1995 | Tackles: | LB Hardy Nickerson 143, LB Derrick Brooks 79, CB Charles Dimry 77                               |
| 1996 | Tackles: | LB Derrick Brooks 133, LB Hardy Nickerson 120, S John Lynch 103                                 |
| 1997 | Tackles: | LB Hardy Nickerson 194, LB Derrick Brooks 182, S John Lynch 154                                 |
| 1998 | Tackles: | LB Derrick Brooks 189, S John Lynch 107, S Charles Mincy 95                                     |
| 1999 | Tackles: | LB Derrick Brooks 180, LB Hardy Nickerson 141, S John Lynch 128                                 |
| 2000 | Tackles: | LB Derrick Brooks 179, S John Lynch 110, S Damien Robinson 104                                  |
| 2001 | Tackles: | LB Derrick Brooks 165, LB Jamie Duncan 130, S John Lynch 105                                    |
| 2002 | Tackles: | LB Derrick Brooks 170, LB Shelton Quarles 159, S John Lynch 96                                  |
| 2003 | Tackles: | LB Derrick Brooks 151, CB Ronde Barber 111, LB Shelton Quarles 110                              |
| 2004 | Tackles: | LB Derrick Brooks 172, LB Shelton Quarles 163, LB Ian Gold 120                                  |
| 2005 | Tackles: | LB Shelton Quarles 196, LB Derrick Brooks 174, CB Ronde Barber 120                              |
| 2006 | Tackles: | LB Derrick Brooks 150, LB Shelton Quarles 136, Jermaine Phillips 124                            |
| 2007 | Tackles: | LB Barrett Ruud 169, LB Derrick Brooks 162, LB Cato June 120, S Jermaine Phillips 120           |
| 2008 | Tackles: | LB Barrett Ruud 178, LB Derrick Brooks 111, LB Cato June 104, FS Tanard Jackson 102             |
| 2009 | Tackles: | LB Barrett Ruud 205, LB Geno Hayes 136, CB Ronde Barber 93, LB Quincy Black 93                  |
| 2010 | Tackles: | LB Barrett Ruud 161, LB Geno Hayes 104, CB Ronde Barber 102, S Sean Jones 89                    |
| 2011 | Tackles: | LB Mason Foster 126, S Sean Jones 92, LB Geno Hayes 86, CB Ronde Barber 77                      |
| 2012 | Tackles: | LB Lavonte David 139, LB Mason Foster 104, S Ronde Barber 92, S Mark Barron 88                  |
| 2013 | Tackles: | LB Lavonte David 144, LB Mason Foster 92, S Mark Barron 88, S Dashon Goldson 71                 |
| 2014 | Tackles: | LB Lavonte David 146, S Dashon Goldson 80, LB Danny Lansanah 79, CB Alterraun Verner 76         |
| 2015 | Tackles: | LB Lavonte David 147, LB Kwon Alexander 93, S Bradley McDougald 87, S Chris Conte 78            |
| 2016 | Tackles: | LB Kwon Alexander 145, S Bradley McDougald 91, LB Lavonte David 87, CB Vernon Hargreaves III 76 |
| 2017 | Tackles: | LB Lavonte David 101, LB Kwon Alexander 97, S Chris Conte 76, LB Kendall Beckwith 73            |
| 2018 | Tackles: | LB Lavonte David 119, S Jordan Whitehead 76, S Justin Evans 59, DE Jason Pierre-Paul 58         |
| 2019 | Tackles: | LB Lavonte David 122, LB Devin White 91, S Jordan Whitehead 68, CB Carlton Davis 59             |
| 2020 | Tackles: | LB Devin White 140, LB Lavonte David 117, S Antoine Winfield Jr. 91, S Jordan Whitehead 74      |
| 2021 | Tackles: | LB Devin White 128, LB Lavonte David 97, S Antoine Winfield Jr. 88, S Jordan Whitehead 73       |
| 2022 | Tackles: | LB Lavonte David 124, LB Devin White 124, S Mike Edwards 82, S Antoine Winfield Jr. 80          |
| 2023 | Tackles: | LB Lavonte David 133, S Antoine Winfield Jr. 122, LB Devin White 83, S Ryan Neal 75             |

FRONT OFFICE

PLAYERS

2023 REVIEW

HISTORY

RECORDS

SIDELINES

## SACK LEADERS

|      |        |   |
|------|--------|---|
| 1976 | Sacks: | DE Council Rudolph, DE Lee Roy Selmon 5                     |
| 1977 | Sacks: | DE Lee Roy Selmon 13  |
| 1978 | Sacks: | DE Lee Roy Selmon 11  |
| 1979 | Sacks: | DE Lee Roy Selmon 11  |
| 1980 | Sacks: | DE Lee Roy Selmon 9   |
| 1981 | Sacks: | DE Lee Roy Selmon 6.5Z                                      |
| 1982 | Sacks: | DE Dave Stalls 6.5  |
| 1983 | Sacks: | DE Lee Roy Selmon 11  |
| 1984 | Sacks: | DE Lee Roy Selmon 8   |
| 1985 | Sacks: | DT David Logan 6.5  |
| 1986 | Sacks: | LB Keith Browner, LB Chris Washington 4                     |
| 1987 | Sacks: | DE Ron Holmes 8   |
| 1988 | Sacks: | DE Ron Holmes 4   |
| 1989 | Sacks: | LB Kevin Murphy 6   |
| 1990 | Sacks: | LB Broderick Thomas 7.5                                     |
| 1991 | Sacks: | LB Broderick Thomas 11                                      |
| 1992 | Sacks: | DT Santana Dotson 10  |
| 1993 | Sacks: | DE Ray Seals 8.5  |
| 1994 | Sacks: | DT Brad Culpepper 4   |
| 1995 | Sacks: | DT Santana Dotson 5   |
| 1996 | Sacks: | DT Warren Sapp 9  |
| 1997 | Sacks: | DT Warren Sapp 10.5   |
| 1998 | Sacks: | DT Brad Culpepper 9   |
| 1999 | Sacks: | DT Warren Sapp 12.5   |
| 2000 | Sacks: | DT Warren Sapp 16.5   |
| 2001 | Sacks: | DE Simeon Rice 11   |
| 2002 | Sacks: | DE Simeon Rice 15.5   |
| 2003 | Sacks: | DE Simeon Rice 15.0   |
| 2004 | Sacks: | DE Simeon Rice 12.0   |
| 2005 | Sacks: | DE Simeon Rice 14.0   |
| 2006 | Sacks: | DE Greg Spires 5.0, DE Dewayne White 5.0, DT Ellis Wyms 5.0 |
| 2007 | Sacks: | DE Greg White 8   |
| 2008 | Sacks: | DE Gaines Adams 6.5   |
| 2009 | Sacks: | DE Stylez G. White 6.5                                      |
| 2010 | Sacks: | DE Stylez G. White 4.5                                      |
| 2011 | Sacks: | DE Adrian Clayborn 7.5                                      |
| 2012 | Sacks: | DE Michael Bennett 9.0                                      |
| 2013 | Sacks: | DT Gerald McCoy 9.5   |
| 2014 | Sacks: | DT Gerald McCoy 8.5   |
| 2015 | Sacks: | DT Gerald McCoy 8.5   |
| 2016 | Sacks: | DT Gerald McCoy 7.0   |
| 2017 | Sacks: | DT Gerald McCoy 6.0   |
| 2018 | Sacks: | DE Jason Pierre-Paul 12.5                                   |
| 2019 | Sacks: | LB Shaquill Barrett 19.5                                    |
| 2020 | Sacks: | LB Jason Pierre-Paul 9.5                                    |
| 2021 | Sacks: | LB Shaquill Barrett 10.0                                    |
| 2022 | Sacks: | NT Vita Vea 6.5   |
| 2023 | Sacks: | OLB Yaya Diaby 7.5  |



# YEAR-BY-YEAR RECORDS

| YEAR          | REGULAR SEASON |            |          |             | DIV. RANK | POSTSEASON |           |          | HEAD COACH           | CUM. REC. W/BUCS |       |
|---------------|----------------|------------|----------|-------------|-----------|------------|-----------|----------|----------------------|------------------|-------|
|               | W              | L          | T        | PCT.        |           | W          | L         | T        |                      | REG.             | POST. |
| 1976          | 0              | 14         | 0        | .000        | #5th      | -          | -         | -        | John McKay           | (0-14)           |       |
| 1977          | 2              | 12         | 0        | .143        | 5th       | -          | -         | -        | John McKay           | (2-26)           |       |
| 1978          | 5              | 11         | 0        | .313        | 5th       | -          | -         | -        | John McKay           | (7-37)           |       |
| 1979          | 10             | 6          | 0        | .625        | 1st       | 1          | 1         | 0        | John McKay           | (17-43)          | (1-1) |
| 1980          | 5              | 10         | 1        | .344        | t-4th     | -          | -         | -        | John McKay           | (22-53-1)        |       |
| 1981          | 9              | 7          | 0        | .563        | 1st       | 0          | 1         | 0        | John McKay           | (31-60-1)        | (1-2) |
| 1982          | 5              | 4          | 0        | .556        | t-2nd     | 0          | 1         | 0        | John McKay           | (36-64-1)        | (1-3) |
| 1983          | 2              | 14         | 0        | .125        | 5th       | -          | -         | -        | John McKay           | (38-78-1)        |       |
| 1984          | 6              | 10         | 0        | .375        | 3rd       | -          | -         | -        | John McKay           | (44-88-1)        |       |
| 1985          | 2              | 14         | 0        | .125        | 5th       | -          | -         | -        | Leeman Bennett       | (2-14)           |       |
| 1986          | 2              | 14         | 0        | .125        | 5th       | -          | -         | -        | Leeman Bennett       | (4-28)           |       |
| 1987          | 4              | 11         | 0        | .267        | t-4th     | -          | -         | -        | Ray Perkins          | (4-11)           |       |
| 1988          | 5              | 11         | 0        | .313        | 3rd       | -          | -         | -        | Ray Perkins          | (9-22)           |       |
| 1989          | 5              | 11         | 0        | .313        | 5th       | -          | -         | -        | Ray Perkins          | (14-33)          |       |
| 1990          | 6              | 10         | 0        | .375        | t-2nd     | -          | -         | -        | Ray Perkins *        | (19-41)          |       |
|               |                |            |          |             |           |            |           |          | Richard Williamson * | (1-2)            |       |
| 1991          | 3              | 13         | 0        | .188        | 5th       | -          | -         | -        | Richard Williamson   | (4-15)           |       |
| 1992          | 5              | 11         | 0        | .313        | t-3rd     | -          | -         | -        | Sam Wyche            | (5-11)           |       |
| 1993          | 5              | 11         | 0        | .313        | 5th       | -          | -         | -        | Sam Wyche            | (10-22)          |       |
| 1994          | 6              | 10         | 0        | .375        | 5th       | -          | -         | -        | Sam Wyche            | (16-32)          |       |
| 1995          | 7              | 9          | 0        | .438        | 5th       | -          | -         | -        | Sam Wyche            | (23-41)          |       |
| 1996          | 6              | 10         | 0        | .375        | 4th       | -          | -         | -        | Tony Dungy           | (6-10)           |       |
| 1997          | 10             | 6          | 0        | .625        | 2nd       | 1          | 1         | 0        | Tony Dungy           | (16-16)          | (1-1) |
| 1998          | 8              | 8          | 0        | .500        | 3rd       | -          | -         | -        | Tony Dungy           | (24-24)          |       |
| 1999          | 11             | 5          | 0        | .688        | 1st       | 1          | 1         | 0        | Tony Dungy           | (35-29)          | (2-2) |
| 2000          | 10             | 6          | 0        | .625        | 2nd       | 0          | 1         | 0        | Tony Dungy           | (45-35)          | (2-3) |
| 2001          | 9              | 7          | 0        | .563        | 3rd       | 0          | 1         | 0        | Tony Dungy           | (54-42)          | (2-4) |
| 2002          | 12             | 4          | 0        | .750        | 1st       | 3          | 0         | 0        | Jon Gruden           | (12-4)           | (3-0) |
| 2003          | 7              | 9          | 0        | .438        | 3rd       | -          | -         | -        | Jon Gruden           | (19-13)          |       |
| 2004          | 5              | 11         | 0        | .313        | 4th       | -          | -         | -        | Jon Gruden           | (24-24)          |       |
| 2005          | 11             | 5          | 0        | .688        | 1st       | 0          | 1         | 0        | Jon Gruden           | (35-29)          | (3-1) |
| 2006          | 4              | 12         | 0        | .250        | 4th       | -          | -         | -        | Jon Gruden           | (39-41)          |       |
| 2007          | 9              | 7          | 0        | .563        | 1st       | 0          | 1         | 0        | Jon Gruden           | (48-48)          | (3-2) |
| 2008          | 9              | 7          | 0        | .563        | 3rd       | -          | -         | -        | Jon Gruden           | (57-55)          |       |
| 2009          | 3              | 13         | 0        | .231        | 4th       | -          | -         | -        | Raheem Morris        | (3-13)           |       |
| 2010          | 10             | 6          | 0        | .625        | 3rd       | -          | -         | -        | Raheem Morris        | (13-19)          |       |
| 2011          | 4              | 12         | 0        | .250        | 4th       | -          | -         | -        | Raheem Morris        | (17-31)          |       |
| 2012          | 7              | 9          | 0        | .438        | 4th       | -          | -         | -        | Greg Schiano         | (7-9)            |       |
| 2013          | 4              | 12         | 0        | .250        | 4th       | -          | -         | -        | Greg Schiano         | (11-21)          |       |
| 2014          | 2              | 14         | 0        | .125        | 4th       | -          | -         | -        | Lovie Smith          | (2-14)           |       |
| 2015          | 6              | 10         | 0        | .375        | 4th       | -          | -         | -        | Lovie Smith          | (8-24)           |       |
| 2016          | 9              | 7          | 0        | .563        | 2nd       | -          | -         | -        | Dirk Koetter         | (9-7)            |       |
| 2017          | 5              | 11         | 0        | .313        | 4th       | -          | -         | -        | Dirk Koetter         | (14-18)          |       |
| 2018          | 5              | 11         | 0        | .313        | 4th       | -          | -         | -        | Dirk Koetter         | (19-29)          |       |
| 2019          | 7              | 9          | 0        | .438        | 3rd       | -          | -         | -        | Bruce Arians         | (7-9)            |       |
| 2020          | 11             | 5          | 0        | .688        | 2nd       | 4          | 0         | 0        | Bruce Arians         | (18-14)          | (4-0) |
| 2021          | 13             | 4          | 0        | .765        | 1st       | 1          | 1         | 0        | Bruce Arians         | (31-18)          | (5-1) |
| 2022          | 8              | 9          | 0        | .471        | 1st       | 0          | 1         | 0        | Todd Bowles          | (8-9)            | (0-1) |
| 2023          | 9              | 8          | 0        | .529        | 1st       | 1          | 1         | 0        | Todd Bowles          | (17-17)          | (1-2) |
| <b>Totals</b> | <b>308</b>     | <b>450</b> | <b>1</b> | <b>.406</b> |           | <b>11</b>  | <b>11</b> | <b>0</b> |                      |                  |       |

# Tampa Bay was in the AFC West in 1976 only.

\* Ray Perkins coached the first 13 games of 1990, Richard Williamson coached the last three games of 1990.

# BUCCANEER ALL-TIME COACHES RECORDS

(REGULAR SEASON ONLY)

| YEAR    | HEAD COACH          | W-L-T   |
|---------|---------------------|---------|
| 1976-84 | John McKay          | 44-88-1 |
| 1985-86 | Leeman Bennett      | 4-28-0  |
| 1987-90 | Ray Perkins*        | 19-41-0 |
| 1990-91 | Richard Williamson# | 4-15-0  |
| 1992-95 | Sam Wyche           | 23-41-0 |
| 1996-01 | Tony Dungy          | 54-42-0 |
| 2002-08 | Jon Gruden          | 57-55-0 |
| 2009-11 | Raheem Morris       | 17-31-0 |
| 2012-13 | Greg Schiano        | 11-21-0 |
| 2014-15 | Lovie Smith         | 8-24-0  |
| 2016-18 | Dirk Koetter        | 19-29-0 |
| 2019-21 | Bruce Arians        | 31-18-0 |
| 2022-23 | Todd Bowles         | 17-17-0 |

\* first 13 games of 1990 | # last three games of 1990

## HOME/AWAY RECORDS

| YEAR          | HOME RECORD |            |          |             | PCT.          | YEAR       | ROAD RECORD |          |             |      |
|---------------|-------------|------------|----------|-------------|---------------|------------|-------------|----------|-------------|------|
|               | W           | L          | T        | PCT.        |               |            | W           | L        | T           | PCT. |
| 1976          | 0           | 7          | 0        | .000        | 1976          | 0          | 7           | 0        | .000        |      |
| 1977          | 1           | 6          | 0        | .143        | 1977          | 1          | 6           | 0        | .143        |      |
| 1978          | 3           | 5          | 0        | .375        | 1978          | 2          | 6           | 0        | .250        |      |
| 1979          | 5           | 3          | 0        | .625        | 1979          | 5          | 3           | 0        | .625        |      |
| 1980          | 2           | 5          | 1        | .313        | 1980          | 3          | 5           | 0        | .375        |      |
| 1981          | 6           | 2          | 0        | .750        | 1981          | 3          | 5           | 0        | .375        |      |
| 1982          | 4           | 1          | 0        | .800        | 1982          | 1          | 3           | 0        | .250        |      |
| 1983          | 1           | 7          | 0        | .125        | 1983          | 1          | 7           | 0        | .125        |      |
| 1984          | 6           | 2          | 0        | .750        | 1984          | 0          | 8           | 0        | .000        |      |
| 1985          | 2           | 6          | 0        | .250        | 1985          | 0          | 8           | 0        | .000        |      |
| 1986          | 1           | 7          | 0        | .125        | 1986          | 1          | 7           | 0        | .125        |      |
| 1987          | 2           | 5          | 0        | .286        | 1987          | 2          | 6           | 0        | .250        |      |
| 1988          | 3           | 5          | 0        | .375        | 1988          | 2          | 6           | 0        | .250        |      |
| 1989          | 2           | 6          | 0        | .250        | 1989          | 3          | 5           | 0        | .375        |      |
| 1990          | 4           | 4          | 0        | .500        | 1990          | 2          | 6           | 0        | .250        |      |
| 1991          | 3           | 5          | 0        | .375        | 1991          | 0          | 8           | 0        | .000        |      |
| 1992          | 3           | 5          | 0        | .375        | 1992          | 2          | 6           | 0        | .250        |      |
| 1993          | 3           | 5          | 0        | .375        | 1993          | 2          | 6           | 0        | .250        |      |
| 1994          | 4           | 4          | 0        | .500        | 1994          | 2          | 6           | 0        | .250        |      |
| 1995          | 5           | 3          | 0        | .625        | 1995          | 2          | 6           | 0        | .250        |      |
| 1996          | 5           | 3          | 0        | .625        | 1996          | 1          | 7           | 0        | .125        |      |
| 1997          | 5           | 3          | 0        | .625        | 1997          | 5          | 3           | 0        | .625        |      |
| 1998          | 6           | 2          | 0        | .750        | 1998          | 2          | 6           | 0        | .250        |      |
| 1999          | 7           | 1          | 0        | .875        | 1999          | 4          | 4           | 0        | .500        |      |
| 2000          | 6           | 2          | 0        | .750        | 2000          | 4          | 4           | 0        | .500        |      |
| 2001          | 5           | 3          | 0        | .600        | 2001          | 4          | 4           | 0        | .500        |      |
| 2002          | 6           | 2          | 0        | .750        | 2002          | 6          | 2           | 0        | .750        |      |
| 2003          | 3           | 5          | 0        | .375        | 2003          | 4          | 4           | 0        | .500        |      |
| 2004          | 4           | 4          | 0        | .500        | 2004          | 1          | 7           | 0        | .125        |      |
| 2005          | 6           | 2          | 0        | .750        | 2005          | 5          | 3           | 0        | .625        |      |
| 2006          | 3           | 5          | 0        | .375        | 2006          | 1          | 7           | 0        | .125        |      |
| 2007          | 6           | 2          | 0        | .750        | 2007          | 3          | 5           | 0        | .375        |      |
| 2008          | 6           | 2          | 0        | .750        | 2008          | 3          | 5           | 0        | .375        |      |
| 2009          | 1           | 7          | 0        | .125        | 2009          | 2          | 6           | 0        | .250        |      |
| 2010          | 4           | 4          | 0        | .500        | 2010          | 6          | 2           | 0        | .750        |      |
| 2011          | 3           | 5          | 0        | .375        | 2011          | 1          | 7           | 0        | .125        |      |
| 2012          | 3           | 5          | 0        | .375        | 2012          | 4          | 4           | 0        | .500        |      |
| 2013          | 3           | 5          | 0        | .375        | 2013          | 1          | 7           | 0        | .125        |      |
| 2014          | 0           | 8          | 0        | .000        | 2014          | 2          | 6           | 0        | .250        |      |
| 2015          | 3           | 5          | 0        | .375        | 2015          | 3          | 5           | 0        | .375        |      |
| 2016          | 4           | 4          | 0        | .500        | 2016          | 5          | 3           | 0        | .625        |      |
| 2017          | 4           | 4          | 0        | .500        | 2017          | 1          | 7           | 0        | .125        |      |
| 2018          | 4           | 4          | 0        | .500        | 2018          | 1          | 7           | 0        | .125        |      |
| 2019          | 2           | 6          | 0        | .250        | 2019          | 5          | 3           | 0        | .600        |      |
| 2020          | 5           | 3          | 0        | .625        | 2020          | 6          | 2           | 0        | .750        |      |
| 2021          | 7           | 1          | 0        | .875        | 2021          | 6          | 3           | 0        | .667        |      |
| 2022          | 5           | 4          | 0        | .556        | 2022          | 3          | 5           | 0        | .375        |      |
| 2023          | 4           | 4          | 0        | .500        | 2023          | 5          | 4           | 0        | .556        |      |
| <b>Totals</b> | <b>180</b>  | <b>198</b> | <b>1</b> | <b>.476</b> | <b>Totals</b> | <b>128</b> | <b>252</b>  | <b>0</b> | <b>.337</b> |      |

# STARTING QUARTERBACKS BY YEAR

## YEAR QUARTERBACKS

|      |   |
|------|---|
| 1976 | Steve Spurrier (0-12), Parnell Dickinson (0-1), Terry Hanratty (0-1)          |
| 1977 | Gary Huff (2-4), Jeb Blount (0-4), Randy Hedberg (0-4)                        |
| 1978 | Doug Williams (4-6), Mike Rae (1-4), Mike Boryla (0-1)                        |
| 1979 | Doug Williams (10-6, 1-1 playoffs)  |
| 1980 | Doug Williams (5-10-1)  |
| 1981 | Doug Williams (9-7, 0-1 playoffs)   |
| 1982 | Doug Williams (5-4, 0-1 playoffs)   |
| 1983 | Jack Thompson (2-11), Jerry Golsteyn (0-3)                                    |
| 1984 | Steve DeBerg (5-8), Jack Thompson (1-2)                                       |
| 1985 | Steve DeBerg (1-10), Steve Young (1-4)  |
| 1986 | Steve Young (2-12), Steve DeBerg (0-2)  |
| 1987 | Steve DeBerg (2-6), Vinny Testaverde (0-4), John Reaves (1-1), Jim Zorn (1-0) |
| 1988 | Vinny Testaverde (5-10), Joe Ferguson (0-1)                                   |
| 1989 | Vinny Testaverde (5-9), Joe Ferguson (0-2)                                    |
| 1990 | Vinny Testaverde (6-7), Chris Chandler (0-3)                                  |
| 1991 | Vinny Testaverde (3-9), Chris Chandler (0-3), Jeff Carlson (0-1)              |
| 1992 | Vinny Testaverde (5-9), Steve DeBerg (0-2)                                    |
| 1993 | Craig Erickson (5-10), Steve DeBerg (0-1)                                     |
| 1994 | Craig Erickson (6-8), Trent Dilfer (0-2)                                      |
| 1995 | Trent Dilfer (7-9)  |
| 1996 | Trent Dilfer (6-10)   |
| 1997 | Trent Dilfer (10-6, 1-1 playoffs)   |
| 1998 | Trent Dilfer (8-8)  |
| 1999 | Trent Dilfer (7-3), Shaun King (4-1, 1-1 playoffs), Eric Zeier (0-1)          |
| 2000 | Shaun King (10-6, 0-1 playoffs)   |
| 2001 | Brad Johnson (9-7, 0-1 playoffs)  |
| 2002 | Brad Johnson (10-3, 3-0 playoffs), Rob Johnson (2-0), Shaun King (0-1)        |
| 2003 | Brad Johnson (7-9)  |
| 2004 | Brian Griese (4-6), Brad Johnson (0-4), Chris Simms (1-1)                     |
| 2005 | Brian Griese (5-1), Chris Simms (6-4, 0-1 playoffs)                           |
| 2006 | Bruce Gradkowski (3-8), Tim Rattay (1-1), Chris Simms (0-3)                   |
| 2007 | Jeff Garcia (8-5, 0-1 playoffs), Luke McCown (1-2)                            |
| 2008 | Jeff Garcia (6-5), Brian Griese (3-2)   |
| 2009 | Byron Leftwich (0-3), Josh Johnson (0-4), Josh Freeman (3-6)                  |
| 2010 | Josh Freeman (10-6)   |
| 2011 | Josh Freeman (4-11), Josh Johnson (0-1)                                       |
| 2012 | Josh Freeman (7-9)  |
| 2013 | Josh Freeman (0-3), Mike Glennon (4-9)  |
| 2014 | Josh McCown (1-10), Mike Glennon (1-4)  |
| 2015 | Jameis Winston (6-10)   |
| 2016 | Jameis Winston (9-7)  |
| 2017 | Jameis Winston (3-10), Ryan Fitzpatrick (2-1)                                 |
| 2018 | Jameis Winston (3-6), Ryan Fitzpatrick (2-5)                                  |
| 2019 | Jameis Winston (7-9)  |
| 2020 | Tom Brady (11-5)  |
| 2021 | Tom Brady (13-4)  |
| 2022 | Tom Brady (8-9)   |
| 2023 | Baker Mayfield (9-8)  |

FRONT OFFICE

PLAYERS

2023 REVIEW

HISTORY

RECORDS

SIDELINES

# HIGHEST WINNING PERCENTAGE BY STARTING QUARTERBACK

(REGULAR SEASON)

| QUARTERBACK      | RECORD  | PERCENTAGE |
|------------------|---------|------------|
| Tom Brady        | 32-18   | .640       |
| Shaun King       | 14-8    | .636       |
| Jeff Garcia      | 14-10   | .583       |
| Brian Griese     | 12-9    | .571       |
| Brad Johnson     | 26-23   | .531       |
| Baker Mayfield   | 9-8     | .529       |
| Trent Dilfer     | 38-38   | .500       |
| Doug Williams    | 33-33-1 | .500       |
| Chris Simms      | 7-8     | .467       |
| Josh Freeman     | 24-32   | .429       |
| Jameis Winston   | 28-42   | .400       |
| Ryan Fitzpatrick | 4-6     | .400       |
| Craig Erickson   | 11-18   | .379       |
| Vinny Testaverde | 24-48   | .333       |
| Mike Glennon     | 5-13    | .278       |
| Bruce Gradkowski | 3-8     | .273       |
| Steve DeBerg     | 8-29    | .216       |
| Jack Thompson    | 3-13    | .188       |
| Steve Young      | 3-16    | .158       |
| Josh McCown      | 1-10    | .091       |

\* minimum 10 starts

# MOST WINS BY STARTING QUARTERBACK

(REGULAR SEASON)

| PLAYER           | RECORD  | PCT. |
|------------------|---------|------|
| Trent Dilfer     | 38-38   | .500 |
| Doug Williams    | 33-33-1 | .500 |
| Tom Brady        | 32-18   | .640 |
| Jameis Winston   | 28-42   | .400 |
| Brad Johnson     | 26-23   | .531 |
| Josh Freeman     | 24-32   | .425 |
| Vinny Testaverde | 24-48   | .333 |

(PLAYOFFS)

| PLAYER         | RECORD | PCT. |
|----------------|--------|------|
| Tom Brady      | 5-2    | .714 |
| Brad Johnson   | 3-1    | .750 |
| Trent Dilfer   | 1-1    | .500 |
| Baker Mayfield | 1-1    | .500 |
| Shaun King     | 1-2    | .333 |
| Doug Williams  | 1-3    | .250 |

# QUARTERBACKS' RECORDS AS STARTERS

| PLAYER            | RECORD               |
|-------------------|----------------------|
| Jeb Blount        | 0-4                  |
| Mike Boryla       | 0-1                  |
| Tom Brady         | 32-18 (5-2 playoffs) |
| Jeff Carlson      | 0-1                  |
| Chris Chandler    | 0-6                  |
| Steve DeBerg      | 8-29                 |
| Parnell Dickinson | 0-1                  |
| Trent Dilfer      | 38-38 (1-1 playoffs) |
| Craig Erickson    | 11-18                |
| Joe Ferguson      | 0-3                  |
| Ryan Fitzpatrick  | 4-6                  |
| Josh Freeman      | 24-32                |
| Jeff Garcia       | 14-10 (0-1 playoffs) |
| Mike Glennon      | 5-13                 |
| Jerry Golsteyn    | 0-3                  |
| Bruce Gradkowski  | 3-8                  |
| Brian Griese      | 12-9                 |
| Terry Hanratty    | 0-1                  |
| Randy Hedberg     | 0-4                  |
| Gary Huff         | 2-4                  |

| PLAYER           | RECORD                 |
|------------------|------------------------|
| Brad Johnson     | 26-23 (3-1 playoffs)   |
| Josh Johnson     | 0-5                    |
| Rob Johnson      | 2-0                    |
| Shaun King       | 14-8 (1-2 playoffs)    |
| Byron Leftwich   | 0-3                    |
| Baker Mayfield   | 9-8 (1-1 playoffs)     |
| Josh McCown      | 1-10                   |
| Luke McCown      | 1-2                    |
| Mike Rae         | 1-4                    |
| Tim Rattay       | 1-1                    |
| John Reaves      | 1-1                    |
| Chris Simms      | 7-8 (0-1 playoffs)     |
| Steve Spurrier   | 0-12                   |
| Vinny Testaverde | 24-48                  |
| Jack Thompson    | 3-13                   |
| Doug Williams    | 33-33-1 (1-3 playoffs) |
| Jameis Winston   | 28-42                  |
| Steve Young      | 3-16                   |
| Eric Zeier       | 0-1                    |
| Jim Zorn         | 1-0                    |

# YEAR-BY-YEAR OFFENSE (REGULAR SEASON)

| YEAR | TOTAL PLAYS  | FIRST DOWNS | RUSH YARDS   | NET PASS YARDS | TOTAL YARDS  | TOTAL POINTS |
|------|--------------|-------------|--------------|----------------|--------------|--------------|
| 1976 | 859          | 191         | 1,503        | 1,503          | 3,006        | 125          |
| 1977 | 834          | 168         | 1,424        | 1,269          | 2,693        | 103          |
| 1978 | 962          | 238         | 2,098        | 1,703          | 3,800        | 241          |
| 1979 | 1,055        | 267         | <b>2,437</b> | 2,612          | 5,049        | 273          |
| 1980 | 1,031        | 281         | 1,839        | 3,220          | 5,059        | 271          |
| 1981 | 950          | 269         | 1,731        | 3,429          | 5,160        | 315          |
| 1982 | 587          | 163         | 952          | 1,943          | 2,895        | 158          |
| 1983 | 1,005        | 248         | 1,353        | 3,124          | 4,477        | 241          |
| 1984 | 1,091        | 344         | 1,776        | 3,545          | 5,321        | 335          |
| 1985 | 982          | 291         | 1,644        | 3,122          | 4,766        | 294          |
| 1986 | 970          | 273         | 1,863        | 2,498          | 4,361        | 239          |
| 1987 | 954          | 263         | 1,365        | 3,016          | 4,381        | 286          |
| 1988 | 998          | 295         | 1,753        | 3,308          | 5,061        | 261          |
| 1989 | 1,025        | 288         | 1,570        | 3,335          | 4,842        | 320          |
| 1990 | 911          | 238         | 1,626        | 2,849          | 4,475        | 264          |
| 1991 | 922          | 249         | 1,429        | 2,572          | 4,001        | 199          |
| 1992 | 994          | 281         | 1,706        | 3,065          | 4,771        | 267          |
| 1993 | 949          | 241         | 1,290        | 3,021          | 4,311        | 237          |
| 1994 | 951          | 276         | 1,489        | 3,265          | 4,754        | 251          |
| 1995 | 961          | 283         | 1,587        | 2,955          | 4,542        | 238          |
| 1996 | 996          | 260         | 1,589        | 2,727          | 4,316        | 221          |
| 1997 | 915          | 249         | 1,934        | 2,442          | 4,376        | 299          |
| 1998 | 1,000        | 262         | 2,148        | 2,606          | 4,754        | 314          |
| 1999 | 991          | 245         | 1,776        | 2,478          | 4,254        | 270          |
| 2000 | 961          | 275         | 2,066        | 2,583          | 4,649        | 388          |
| 2001 | 1,046        | 298         | 1,371        | 3,323          | 4,694        | 324          |
| 2002 | 1,022        | 287         | 1,557        | 3,445          | 5,002        | 346          |
| 2003 | 1,036        | 307         | 1,648        | 3,805          | 5,453        | 301          |
| 2004 | 949          | 271         | 1,489        | 3,474          | 4,963        | 301          |
| 2005 | 985          | 268         | 1,826        | 2,890          | 4,716        | 300          |
| 2006 | 972          | 237         | 1,523        | 2,798          | 4,321        | 211          |
| 2007 | 975          | 281         | 1,872        | 3,357          | 5,229        | 334          |
| 2008 | 1,045        | 298         | 1,837        | 3,619          | 5,456        | 361          |
| 2009 | 961          | 246         | 1,627        | 2,973          | 4,600        | 244          |
| 2010 | 955          | 288         | 2,001        | 3,361          | 5,362        | 341          |
| 2011 | 966          | 277         | 1,458        | 3,650          | 5,108        | 287          |
| 2012 | 1,008        | 301         | 1,837        | 3,983          | 5,820        | 389          |
| 2013 | 981          | 269         | 1,612        | 2,820          | 4,432        | 288          |
| 2014 | 936          | 263         | 1,375        | 3,297          | 4,672        | 277          |
| 2015 | 1,017        | 336         | 2,162        | 3,852          | 6,014        | 342          |
| 2016 | 1,066        | 340         | 1,616        | 3,926          | 5,542        | 354          |
| 2017 | 1,034        | 352         | 1,450        | 4,366          | 5,816        | 335          |
| 2018 | 1,055        | 396         | 1,523        | 5,125          | 6,648        | 388          |
| 2019 | 1,086        | 353         | 1,521        | 4,845          | 6,366        | 458          |
| 2020 | 1,017        | 364         | 1,519        | 4,626          | 6,145        | 492          |
| 2021 | 1,139        | <b>404</b>  | 1,672        | <b>5,229</b>   | <b>6,901</b> | <b>511</b>   |
| 2022 | <b>1,159</b> | 346         | 1,308        | 4,586          | 5,894        | 313          |
| 2023 | 1,047        | 300         | 1,509        | 3,812          | 5,321        | 348          |

**Bold**=Club Record; 1976-77-14 games; 1978-81-16 games; 1982-9 games; 1983-86-16 games; 1987-15 games; 1988-2020-16 games; 2021-Present-17 games

FRONT OFFICE

PLAYERS

2023 REVIEW

HISTORY

RECORDS

SIDELINES

## YEAR-BY-YEAR DEFENSE (REGULAR SEASON)

| YEAR | TOTAL PLAYS | FIRST DOWNS | RUSH YARDS   | NET PASS YARDS | TOTAL TOTAL YARDSPOINTS |
|------|-------------|-------------|--------------|----------------|-------------------------|
| 1976 | 933         | 283         | 2,560        | 2,241          | 4,801 412               |
| 1977 | 948         | 241         | 2,031        | 1,895          | 3,926 223               |
| 1978 | 1,047       | 256         | 2,049        | 2,279          | 4,328 259               |
| 1979 | 1,015       | 247         | 1,873        | 2,076          | 3,949 237               |
| 1980 | 1,088       | 313         | 2,101        | 3,304          | 5,405 341               |
| 1981 | 1,115       | 320         | 2,172        | 3,140          | 5,312 268               |
| 1982 | <b>564</b>  | <b>159</b>  | <b>1,058</b> | <b>1,384</b>   | <b>2,442 178</b>        |
| 1983 | 1,093       | 320         | 2,082        | 3,315          | 5,397 380               |
| 1984 | 1,033       | 311         | 2,233        | 3,241          | 5,474 380               |
| 1985 | 1,087       | 351         | 2,430        | 3,678          | 6,108 448               |
| 1986 | 1,061       | 362         | 2,648        | 3,685          | 6,333 473               |
| 1987 | 996         | 314         | 2,038        | 2,949          | 4,987 360               |
| 1988 | 1,025       | 293         | 1,551        | 3,604          | 5,155 350               |
| 1989 | 1,027       | 317         | 2,023        | 3,437          | 5,460 419               |
| 1990 | 1,001       | 313         | 2,223        | 3,256          | 5,479 367               |
| 1991 | 989         | 295         | 2,107        | 2,872          | 4,979 365               |
| 1992 | 985         | 296         | 1,675        | 3,510          | 5,185 365               |
| 1993 | 1,011       | 280         | 1,994        | 3,252          | 5,246 376               |
| 1994 | 986         | 298         | 1,964        | 3,372          | 5,336 351               |
| 1995 | 1,031       | 336         | 1,754        | 3,958          | 5,712 335               |
| 1996 | 976         | 296         | 1,889        | 2,925          | 4,814 293               |
| 1997 | 981         | 265         | 1,617        | 3,011          | 4,628 263               |
| 1998 | 925         | 244         | 1,583        | 2,762          | 4,345 295               |
| 1999 | 977         | 228         | 1,407        | 2,873          | 4,280 235               |
| 2000 | 1,047       | 283         | 1,648        | 3,152          | 4,800 269               |
| 2001 | 950         | 262         | 1,702        | 2,951          | 4,653 280               |
| 2002 | 963         | 236         | 1,554        | 2,490          | 4,044 196               |
| 2003 | 962         | 249         | 1,756        | 2,710          | 4,466 264               |
| 2004 | 961         | 258         | 1,973        | 2,579          | 4,552 304               |
| 2005 | 950         | 254         | 1,515        | 2,929          | 4,444 274               |
| 2006 | 1,015       | 300         | 1,917        | 3,354          | 5,271 353               |
| 2007 | 977         | 258         | 1,726        | 2,728          | 4,454 270               |
| 2008 | 945         | 259         | 1,901        | 2,997          | 4,898 323               |
| 2009 | 1,039       | 324         | 2,531        | 3,318          | 5,849 400               |
| 2010 | 991         | 307         | 2,107        | 3,216          | 5,323 318               |
| 2011 | 1,002       | 356         | 2,497        | 3,814          | 6,311 494               |
| 2012 | 1,031       | 329         | 1,320        | 4,758          | 6,078 394               |
| 2013 | 1,020       | 324         | 1,762        | 3,806          | 5,568 389               |
| 2014 | 1,067       | 353         | 1,819        | 4,084          | 5,903 410               |
| 2015 | 1,044       | 351         | 1,606        | 3,840          | 5,446 417               |
| 2016 | 1,013       | 326         | 1,875        | 4,012          | 5,887 369               |
| 2017 | 1,011       | 327         | 1,880        | 4,169          | 6,049 382               |
| 2018 | 998         | 356         | 1,983        | 4,151          | 6,134 464               |
| 2019 | 1,073       | 353         | 1,181        | 4,322          | 5,503 449               |
| 2020 | 1,023       | 319         | 1,289        | 3,945          | 5,234 355               |
| 2021 | 1,093       | 344         | 1,573        | 4,062          | 5,635 353               |
| 2022 | 1,073       | 314         | 2,052        | 3,461          | 5,513 358               |
| 2023 | 1,081       | 337         | 1,620        | 4,232          | 5,852 325               |

**Bold**=Club Record; 1976-77-14 games; 1978-81-16 games; 1982-9 games; 1983-86-16 games; 1987-15 games; 1988-2020-16 games; 2021-Present-17 games

# YEAR-BY-YEAR NFL YARDAGE RANKINGS (REGULAR SEASON)

| YEAR | OVERALL |         |         | OFFENSE |      | DEFENSE |      |         |
|------|---------|---------|---------|---------|------|---------|------|---------|
|      | RUSH    | PASS    | OVERALL | RUSH    | PASS | RUSH    | PASS |         |
| 1976 | 28      | (214.7) | 26      | (107.4) | 25   | (107.4) | 24   | (182.9) |
| 1977 | 28      | (192.4) | 28      | (101.7) | 28   | (90.6)  | 13   | (280.4) |
| 1978 | 28      | (237.5) | 19      | (131.1) | 28   | (106.4) | 4    | (270.5) |
| 1979 | 14      | (315.6) | 8       | (152.3) | 18   | (163.3) | 1    | (246.8) |
| 1980 | 15      | (316.2) | 21      | (114.9) | 10   | (201.3) | 20   | (337.8) |
| 1981 | 18      | (322.5) | 24      | (108.2) | 11   | (214.3) | 13   | (332.0) |
| 1982 | 13      | (321.7) | 19      | (105.8) | 6    | (215.9) | 3    | (271.3) |
| 1983 | 28      | (279.8) | 27      | (84.6)  | 15   | (195.3) | 16   | (337.3) |
| 1984 | 10      | (332.6) | 19      | (111.0) | 8    | (221.6) | 20   | (342.1) |
| 1985 | 23      | (297.9) | 21      | (102.8) | 17   | (195.1) | 25   | (151.9) |
| 1986 | 27      | (272.6) | 12      | (116.4) | 27   | (156.1) | 28   | (165.5) |
| 1987 | 27      | (292.1) | 26      | (91.0)  | 15   | (201.1) | 16   | (332.5) |
| 1988 | 17      | (316.3) | 21      | (109.6) | 12   | (206.8) | 13   | (322.2) |
| 1989 | 22      | (302.6) | 23      | (94.2)  | 14   | (208.4) | 17   | (341.3) |
| 1990 | 24      | (279.7) | 19      | (101.6) | 17   | (178.1) | 24   | (342.4) |
| 1991 | 26      | (250.1) | 19      | (89.3)  | 28   | (160.8) | 11   | (311.2) |
| 1992 | 16      | (298.2) | 14      | (106.6) | 15   | (191.6) | 25   | (324.1) |
| 1993 | 25      | (269.4) | 27      | (80.6)  | 20   | (188.8) | 22   | (327.9) |
| 1994 | 20      | (297.1) | 22      | (93.1)  | 17   | (204.1) | 21   | (333.5) |
| 1995 | 27      | (283.9) | 19      | (99.2)  | 26   | (184.7) | 27   | (357.0) |
| 1996 | 28      | (269.8) | 22      | (99.3)  | 29   | (170.4) | 11   | (300.9) |
| 1997 | 29      | (273.5) | 11      | (120.9) | 30   | (152.6) | 3    | (289.1) |
| 1998 | 22      | (297.1) | 4       | (134.3) | 27   | (162.9) | 2    | (271.6) |
| 1999 | 28      | (265.9) | 15      | (111.0) | 30   | (154.9) | 3    | (267.5) |
| 2000 | 21      | (290.6) | 9       | (129.1) | 26   | (161.4) | 9    | (300.0) |
| 2001 | 26      | (293.4) | 30      | (85.7)  | 15   | (207.7) | 6    | (290.8) |
| 2002 | 24      | (312.6) | 27      | (97.3)  | 15   | (215.3) | 1    | (252.8) |
| 2003 | 10      | (340.8) | 24      | (103.0) | 6    | (237.8) | 5    | (279.1) |
| 2004 | 22      | (310.2) | 29      | (93.1)  | 14   | (217.1) | 5    | (284.5) |
| 2005 | 23      | (294.8) | 14      | (114.1) | 25   | (180.6) | 1    | (277.8) |
| 2006 | 29      | (270.1) | 28      | (95.2)  | 26   | (174.9) | 17   | (329.4) |
| 2007 | 18      | (326.8) | 11      | (117.0) | 16   | (209.8) | 2    | (278.4) |
| 2008 | 14      | (341.0) | 15      | (114.8) | 11   | (226.2) | 9    | (306.1) |
| 2009 | 28      | (287.5) | 23      | (101.7) | 24   | (185.8) | 27   | (365.6) |
| 2010 | 19      | (335.1) | 8       | (125.1) | 17   | (210.1) | 17   | (332.7) |
| 2011 | 21      | (319.3) | 30      | (91.1)  | 16   | (228.1) | 30   | (394.4) |
| 2012 | 9       | (363.8) | 15      | (114.8) | 10   | (248.9) | 29   | (379.9) |
| 2013 | 32      | (277.0) | 22      | (100.8) | 32   | (176.3) | 17   | (348.0) |
| 2014 | 30      | (292.0) | 29      | (85.9)  | 25   | (206.1) | 25   | (368.9) |
| 2015 | 5       | (375.9) | 5       | (135.1) | 17   | (255.9) | 10   | (340.4) |
| 2016 | 18      | (346.4) | 24      | (101.0) | 16   | (245.4) | 23   | (367.9) |
| 2017 | 9       | (363.5) | 27      | (90.6)  | 4    | (272.9) | 32   | (378.1) |
| 2018 | 3       | (415.5) | 29      | (95.2)  | 1    | (320.3) | 27   | (383.4) |
| 2019 | 3       | (397.9) | 24      | (95.1)  | 1    | (302.8) | 15   | (343.9) |
| 2020 | 7       | (384.1) | 28      | (94.9)  | 2    | (289.1) | 6    | (327.1) |
| 2021 | 2       | (405.9) | 26      | (98.4)  | 1    | (307.6) | 13   | (331.5) |
| 2022 | 15      | (346.7) | 32      | (76.9)  | 2    | (269.8) | 9    | (324.3) |
| 2023 | 23      | (313.0) | 32      | (88.8)  | 17   | (224.2) | 23   | (344.2) |

FRONT OFFICE

PLAYERS

2023 REVIEW

HISTORY

RECORDS

SIDELINES

## YEAR-BY-YEAR NFL 3RD &amp; 4TH DOWN PERCENTAGES (REGULAR SEASON)

| YEAR         | BUCCANEERS                   |                              |                              | OPPONENTS                    |                              |                              |              |               |             |            |            |             |
|--------------|------------------------------|------------------------------|------------------------------|------------------------------|------------------------------|------------------------------|--------------|---------------|-------------|------------|------------|-------------|
|              | THIRD DOWN<br>MADE ATT. PCT. | THIRD DOWN<br>MADE ATT. PCT. | THIRD DOWN<br>MADE ATT. PCT. | THIRD DOWN<br>MADE ATT. PCT. | THIRD DOWN<br>MADE ATT. PCT. | THIRD DOWN<br>MADE ATT. PCT. |              |               |             |            |            |             |
| 1976         | 51                           | 206                          | 24.8                         | --                           | --                           | --                           | 88           | 206           | 42.7        | --         | --         | --          |
| 1977         | 56                           | 229                          | 24.5                         | --                           | --                           | --                           | 87           | 232           | 37.5        | --         | --         | --          |
| 1978         | 72                           | 233                          | 30.9                         | --                           | --                           | --                           | 90           | 264           | 34.1        | --         | --         | --          |
| 1979         | 92                           | 264                          | 34.8                         | --                           | --                           | --                           | 79           | 247           | 32.0        | --         | --         | --          |
| 1980         | 99                           | 241                          | 41.1                         | --                           | --                           | --                           | 110          | 250           | 44.0        | --         | --         | --          |
| 1981         | 63                           | 195                          | 32.3                         | --                           | --                           | --                           | 93           | 238           | 39.1        | --         | --         | --          |
| 1982         | 48                           | 126                          | 38.1                         | 8                            | 9                            | 88.9                         | 47           | 122           | 38.5        | 7          | 9          | 77.8        |
| 1983         | 73                           | 225                          | 32.4                         | 11                           | 20                           | 55.0                         | 89           | 229           | 38.9        | 9          | 14         | 64.3        |
| 1984         | 94                           | 219                          | 42.9                         | 7                            | 17                           | 41.2                         | 93           | 212           | 43.9        | 7          | 16         | 43.8        |
| 1985         | 76                           | 209                          | 36.4                         | 11                           | 18                           | 61.1                         | 88           | 212           | 41.5        | 4          | 7          | 57.1        |
| 1986         | 59                           | 193                          | 30.6                         | 8                            | 19                           | 42.1                         | 90           | 193           | 46.6        | 6          | 10         | 60.0        |
| 1987         | 83                           | 215                          | 38.6                         | 3                            | 6                            | 50.0                         | 90           | 200           | 45.0        | 6          | 9          | 66.7        |
| 1988         | 72                           | 202                          | 35.6                         | 2                            | 11                           | 18.2                         | 101          | 227           | 44.5        | 6          | 9          | 66.7        |
| 1989         | 95                           | 230                          | 41.3                         | 7                            | 13                           | 53.8                         | 87           | 208           | 41.8        | 10         | 17         | 58.8        |
| 1990         | 76                           | 204                          | 37.3                         | 9                            | 19                           | 47.4                         | 93           | 205           | 45.4        | 7          | 13         | 53.8        |
| 1991         | 60                           | 190                          | 31.6                         | 7                            | 14                           | 50.0                         | 79           | 209           | 37.8        | 6          | 13         | 46.2        |
| 1992         | 78                           | 210                          | 37.1                         | 8                            | 21                           | 38.1                         | 92           | 212           | 43.4        | 7          | 12         | 58.3        |
| 1993         | 74                           | 213                          | 34.7                         | 3                            | 12                           | 25.0                         | 85           | 224           | 37.9        | 5          | 16         | 31.3        |
| 1994         | 73                           | 199                          | 36.7                         | 6                            | 15                           | 40.0                         | 94           | 214           | 43.9        | 4          | 12         | 33.3        |
| 1995         | 68                           | 195                          | 34.9                         | 7                            | 13                           | 53.8                         | 93           | 211           | 44.1        | 4          | 7          | 57.1        |
| 1996         | 89                           | 225                          | 39.6                         | 9                            | 24                           | 37.5                         | 87           | 214           | 40.7        | 10         | 13         | 76.9        |
| 1997         | 79                           | 204                          | 38.7                         | 5                            | 14                           | 35.7                         | 75           | 220           | 34.1        | 11         | 17         | 64.7        |
| 1998         | 93                           | 230                          | 40.4                         | 6                            | 14                           | 42.9                         | 64           | 202           | 31.7        | 3          | 14         | 21.4        |
| 1999         | 81                           | 230                          | 35.2                         | 7                            | 15                           | 46.7                         | 75           | 232           | 32.3        | 4          | 13         | 30.8        |
| 2000         | 66                           | 198                          | 33.3                         | 5                            | 12                           | 41.7                         | 74           | 225           | 32.9        | 12         | 20         | 60.0        |
| 2001         | 80                           | 228                          | 35.1                         | 11                           | 17                           | 64.7                         | 78           | 216           | 36.1        | 4          | 13         | 30.8        |
| 2002         | 79                           | 222                          | 35.6                         | 6                            | 9                            | 66.7                         | 75           | 223           | 33.6        | 8          | 13         | 61.5        |
| 2003         | 78                           | 220                          | 35.5                         | 8                            | 15                           | 53.3                         | 68           | 214           | 31.8        | 7          | 18         | 38.9        |
| 2004         | 75                           | 199                          | 37.7                         | 4                            | 6                            | 66.7                         | 77           | 218           | 35.3        | 3          | 8          | 37.5        |
| 2005         | 87                           | 221                          | 39.4                         | 4                            | 7                            | 57.1                         | 75           | 214           | 35.0        | 7          | 18         | 38.9        |
| 2006         | 82                           | 222                          | 36.9                         | 4                            | 16                           | 25.0                         | 82           | 217           | 37.8        | 5          | 12         | 41.7        |
| 2007         | 82                           | 213                          | 38.5                         | 5                            | 13                           | 38.5                         | 92           | 224           | 41.1        | 9          | 16         | 56.3        |
| 2008         | 88                           | 229                          | 38.4                         | 10                           | 18                           | 55.6                         | 81           | 214           | 37.9        | 5          | 13         | 38.5        |
| 2009         | 71                           | 218                          | 32.6                         | 9                            | 22                           | 40.9                         | 86           | 214           | 40.2        | 9          | 15         | 60.0        |
| 2010         | 89                           | 211                          | 42.2                         | 10                           | 14                           | 71.4                         | 92           | 213           | 43.2        | 9          | 17         | 52.9        |
| 2011         | 76                           | 206                          | 36.9                         | 8                            | 21                           | 38.1                         | 73           | 185           | 39.5        | 9          | 13         | 69.2        |
| 2012         | 76                           | 212                          | 35.8                         | 7                            | 17                           | 41.2                         | 88           | 219           | 40.2        | 6          | 14         | 42.9        |
| 2013         | 69                           | 221                          | 31.2                         | 8                            | 22                           | 36.4                         | 80           | 204           | 39.2        | 8          | 14         | 57.1        |
| 2014         | 76                           | 203                          | 37.4                         | 4                            | 12                           | 33.3                         | 93           | 213           | 43.7        | 5          | 9          | 55.6        |
| 2015         | 84                           | 202                          | 41.6                         | 7                            | 13                           | 53.8                         | 97           | 211           | 46.0        | 4          | 6          | 66.7        |
| 2016         | 94                           | 214                          | 43.9                         | 4                            | 9                            | 44.4                         | 67           | 195           | 34.4        | 8          | 10         | 80.0        |
| 2017         | 85                           | 196                          | 43.4                         | 4                            | 8                            | 50.0                         | 104          | 216           | 48.1        | 2          | 9          | 22.2        |
| 2018         | 86                           | 187                          | 46.0                         | 9                            | 13                           | 69.2                         | 73           | 181           | 40.3        | 7          | 14         | 50.0        |
| 2019         | 90                           | 217                          | 41.5                         | 9                            | 17                           | 52.9                         | 75           | 218           | 34.4        | 13         | 27         | 48.2        |
| 2020         | 83                           | 191                          | 43.5                         | 8                            | 14                           | 57.1                         | 82           | 205           | 40.0        | 14         | 25         | 56.0        |
| 2021         | 105                          | 223                          | 47.1                         | 9                            | 16                           | 56.3                         | 87           | 226           | 38.5        | 13         | 28         | 46.4        |
| 2022         | 92                           | 246                          | 37.4                         | 15                           | 27                           | 55.6                         | 87           | 236           | 36.9        | 14         | 24         | 58.3        |
| 2023         | 98                           | 236                          | 41.5                         | 12                           | 18                           | 66.7                         | 92           | 225           | 40.9        | 12         | 25         | 48.0        |
| <b>Total</b> | <b>3,791</b>                 | <b>10,217</b>                | <b>37.1</b>                  | <b>296</b>                   | <b>608</b>                   | <b>48.7</b>                  | <b>4,051</b> | <b>10,298</b> | <b>39.3</b> | <b>308</b> | <b>588</b> | <b>52.4</b> |

\* Fourth down statistics were not compiled by the NFL until 1982 season.



# YEAR-BY-YEAR SCORING (REGULAR SEASON)

| YEAR          | TD           | TDR        | BUCCANEERS |            |                    | 2-PT. *      | FG                 | S         | PTS.          |
|---------------|--------------|------------|------------|------------|--------------------|--------------|--------------------|-----------|---------------|
|               |              |            | TDP        | TDRT       | PAT                |              |                    |           |               |
| 1976          | 15           | 5          | 9          | 1          | 11-15              | --           | 8-18               | 0         | 125           |
| 1977          | 11           | 4          | 3          | 4          | 10-11              | --           | 9-17               | 0         | 103           |
| 1978          | 29           | 16         | 12         | 1          | 25-29              | --           | 14-24              | 0         | 241           |
| 1979          | 35           | 13         | 19         | 3          | 30-35              | --           | 11-19              | 0         | 273           |
| 1980          | 32           | 9          | 20         | 3          | 31-32              | --           | 16-23              | 0         | 271           |
| 1981          | 38           | 13         | 20         | 5          | 36-38              | --           | 17-28              | 0         | 315           |
| 1982          | 15           | 6          | 9          | 0          | 14-15              | --           | 18-23              | 0         | 158           |
| 1983          | 31           | 9          | 18         | 4          | 25-31              | --           | 10-24              | 0         | 241           |
| 1984          | 40           | 17         | 22         | 1          | 38-40              | --           | 19-26              | 0         | 335           |
| 1985          | 33           | 11         | 22         | 0          | 30-33              | --           | 22-32              | 0         | 294           |
| 1986          | 27           | 12         | 13         | 2          | 26-27              | --           | 17-24              | 0         | 239           |
| 1987          | 33           | 7          | 22         | 4          | 31-33              | --           | 19-24              | 0         | 286           |
| 1988          | 28           | 11         | 16         | 1          | 28-28              | --           | 21-30              | 1         | 261           |
| 1989          | 36           | 10         | 23         | 3          | 34-36              | --           | 22-28              | 2         | 320           |
| 1990          | 28           | 7          | 18         | 3          | 27-28              | --           | 23-27              | 0         | 264           |
| 1991          | 22           | 9          | 13         | 0          | 22-22              | --           | 15-20              | 0         | 199           |
| 1992          | 33           | 12         | 17         | 4          | 33-33              | --           | 12-22              | 0         | 267           |
| 1993          | 27           | 6          | 19         | 2          | 27-27              | --           | 16-22              | 0         | 237           |
| 1994          | 26           | 8          | 17         | 1          | 20-20              | 3-6          | 23-35              | 0         | 251           |
| 1995          | 26           | 19         | 5          | 2          | 25-25              | 0-1          | 19-26              | 0         | 238           |
| 1996          | 21           | 8          | 12         | 1          | 18-19              | 1-2          | 25-32              | 0         | 221           |
| 1997          | 38           | 15         | 21         | 2          | 32-35              | 0-3          | 13-17              | 0         | 299           |
| 1998          | 36           | 12         | 21         | 3          | 29-30              | 3-6          | 21-28              | 0         | 314           |
| 1999          | 27           | 7          | 18         | 2          | 25-25              | 0-2          | 27-32              | 1         | 270           |
| 2000          | 43           | 18         | 18         | 7          | 42-42              | 1-1          | 28-34              | 1         | 388           |
| 2001          | 34           | 17         | 13         | 4          | 30-30              | 3-4          | 28-35              | 0         | 324           |
| 2002          | 35           | 6          | 23         | 6          | 32-32              | 2-3          | 32-39              | 2         | 346           |
| 2003          | 36           | 5          | 27         | 4          | 33-34              | 1-2          | 16-26              | 1         | 301           |
| 2004          | 37           | 9          | 24         | 4          | 32-33              | 1-4          | 15-24              | 0         | 301           |
| 2005          | 33           | 13         | 17         | 3          | 32-32              | 1-1          | 22-27              | 1         | 300           |
| 2006          | 23           | 6          | 14         | 3          | 22-23              | 0-0          | 17-22              | 0         | 211           |
| 2007          | 36           | 15         | 18         | 3          | 34-34              | 0-0          | 28-33              | 0         | 334           |
| 2008          | 38           | 13         | 18         | 7          | 35-36              | 1-2          | 32-38              | 0         | 361           |
| 2009          | 28           | 5          | 18         | 5          | 24-24              | 2-4          | 16-26              | 0         | 244           |
| 2010          | 39           | 9          | 26         | 4          | 36-36              | 1-3          | 23-28              | 0         | 341           |
| 2011          | 30           | 9          | 17         | 4          | 23-23              | 2-7          | 26-28              | 1         | 287           |
| 2012          | 44           | 13         | 27         | 4          | 37-37              | 1-4          | 28-33              | 0         | 389           |
| 2013          | 31           | 6          | 22         | 3          | 31-31              | 0-0          | 23-29              | 1         | 288           |
| 2014          | 31           | 7          | 21         | 3          | 31-31              | 0-0          | 20-24              | 0         | 277           |
| 2015          | 37           | 12         | 22         | 3          | 31-34              | 1-3          | 29-40              | 0         | 342           |
| 2016          | 41           | 8          | 29         | 4          | 32-34              | 4-7          | 22-31              | 1         | 354           |
| 2017          | 38           | 8          | 26         | 4          | 28-31              | 2-7          | 25-34              | 0         | 335           |
| 2018          | 49           | 11         | 36         | 2          | 40-44              | 1-5          | 20-27              | 0         | 396           |
| 2019          | 54           | 15         | 33         | 6          | 43-48              | 5-6          | 27-35              | 0         | 458           |
| 2020          | 59           | 16         | 42         | 1          | 52-57              | 0-2          | 28-31              | 1         | 492           |
| 2021          | 63           | 18         | 43         | 2          | 56-59              | 1-3          | 25-31              | 0         | 511           |
| 2022          | 32           | 5          | 26         | 1          | 24-25              | 2-7          | 31-38              | 0         | 313           |
| 2023          | 37           | 8          | 28         | 1          | 33-33              | 2-4          | 29-31              | 1         | 348           |
| <b>Totals</b> | <b>1,615</b> | <b>498</b> | <b>977</b> | <b>140</b> | <b>1,442-1,512</b> | <b>41-98</b> | <b>1,007-1,344</b> | <b>14</b> | <b>14,263</b> |

FRONT OFFICE

PLAYERS

2023 REVIEW

HISTORY

RECORDS

SIDELINES

## YEAR-BY-YEAR SCORING (REGULAR SEASON)

| YEAR          | TD           | TDR        | OPPONENTS    |            |                    | 2-PT. *      | FG                 | S         | PTS.          |
|---------------|--------------|------------|--------------|------------|--------------------|--------------|--------------------|-----------|---------------|
|               |              |            | TDP          | TDRT       | PAT                |              |                    |           |               |
| 1976          | 50           | 23         | 19           | 8          | 48-50              | —            | 20-32              | 2         | 412           |
| 1977          | 26           | 13         | 10           | 3          | 23-26              | —            | 14-25              | 1         | 223           |
| 1978          | 27           | 12         | 13           | 2          | 23-27              | —            | 24-31              | 1         | 259           |
| 1979          | 28           | 13         | 14           | 1          | 25-28              | —            | 14-24              | 1         | 237           |
| 1980          | 40           | 20         | 17           | 3          | 39-40              | —            | 20-33              | 1         | 341           |
| 1981          | 27           | 16         | 10           | 1          | 27-27              | —            | 25-33              | 2         | 268           |
| 1982          | 21           | 9          | 10           | 2          | 16-21              | —            | 12-17              | 0         | 178           |
| 1983          | 42           | 19         | 15           | 8          | 40-42              | —            | 28-34              | 2         | 380           |
| 1984          | 47           | 27         | 20           | 0          | 44-46              | —            | 18-27              | 0         | 380           |
| 1985          | 50           | 28         | 18           | 4          | 50-50              | —            | 32-42              | 1         | 448           |
| 1986          | 59           | 31         | 23           | 5          | 56-58              | —            | 21-30              | 0         | 473           |
| 1987          | 44           | 18         | 23           | 3          | 42-44              | —            | 18-30              | 0         | 360           |
| 1988          | 42           | 21         | 19           | 2          | 42-42              | —            | 18-30              | 1         | 350           |
| 1989          | 51           | 18         | 29           | 4          | 51-51              | —            | 20-24              | 1         | 419           |
| 1990          | 45           | 20         | 22           | 3          | 43-45              | —            | 18-27              | 0         | 367           |
| 1991          | 41           | 21         | 15           | 5          | 40-41              | —            | 25-35              | 2         | 365           |
| 1992          | 43           | 15         | 25           | 3          | 43-43              | —            | 20-30              | 2         | 365           |
| 1993          | 40           | 15         | 22           | 3          | 38-40              | —            | 32-35              | 1         | 376           |
| 1994          | 40           | 13         | 25           | 2          | 38-38              | 2-2          | 23-26              | 0         | 351           |
| 1995          | 35           | 14         | 19           | 2          | 30-31              | 1-4          | 31-40              | 0         | 335           |
| 1996          | 34           | 13         | 17           | 4          | 32-32              | 0-2          | 19-27              | 0         | 293           |
| 1997          | 29           | 10         | 13           | 6          | 25-25              | 4-4          | 18-29              | 1         | 263           |
| 1998          | 31           | 12         | 15           | 4          | 29-29              | 0-2          | 26-30              | 1         | 295           |
| 1999          | 23           | 8          | 11           | 4          | 23-23              | 0-0          | 24-31              | 1         | 235           |
| 2000          | 29           | 12         | 15           | 2          | 25-25              | 2-4          | 22-32              | 0         | 269           |
| 2001          | 29           | 8          | 20           | 1          | 25-25              | 3-4          | 25-29              | 0         | 280           |
| 2002          | 21           | 8          | 10           | 3          | 19-19              | 0-1          | 17-23              | 0         | 196           |
| 2003          | 27           | 6          | 16           | 5          | 27-27              | 0-0          | 25-34              | 0         | 264           |
| 2004          | 35           | 8          | 21           | 6          | 34-35              | 0-0          | 20-31              | 0         | 304           |
| 2005          | 28           | 10         | 15           | 3          | 26-27              | 1-1          | 26-33              | 0         | 274           |
| 2006          | 41           | 11         | 26           | 4          | 41-41              | 0-0          | 22-30              | 0         | 353           |
| 2007          | 32           | 11         | 18           | 3          | 31-32              | 0-0          | 15-18              | 1         | 270           |
| 2008          | 34           | 8          | 23           | 3          | 33-33              | 1-1          | 28-30              | 0         | 323           |
| 2009          | 46           | 16         | 28           | 2          | 44-46              | 0-0          | 26-32              | 1         | 400           |
| 2010          | 38           | 12         | 23           | 3          | 35-35              | 2-3          | 17-21              | 0         | 318           |
| 2011          | 61           | 26         | 30           | 5          | 59-60              | 0-1          | 23-29              | 0         | 494           |
| 2012          | 48           | 13         | 30           | 5          | 45-45              | 2-3          | 19-28              | 1         | 394           |
| 2013          | 42           | 10         | 30           | 2          | 40-40              | 1-2          | 31-32              | 1         | 389           |
| 2014          | 46           | 15         | 28           | 3          | 41-41              | 1-3          | 29-39              | 2         | 410           |
| 2015          | 47           | 12         | 31           | 4          | 42-45              | 0-2          | 31-34              | 0         | 417           |
| 2016          | 41           | 15         | 24           | 4          | 34-35              | 2-5          | 27-36              | 2         | 369           |
| 2017          | 44           | 17         | 22           | 5          | 40-42              | 0-1          | 26-30              | 0         | 382           |
| 2018          | 57           | 19         | 34           | 4          | 51-54              | 3-3          | 21-23              | 1         | 464           |
| 2019          | 48           | 11         | 30           | 7          | 38-39              | 5-7          | 37-43              | 1         | 449           |
| 2020          | 42           | 10         | 29           | 3          | 38-39              | 1-2          | 21-26              | 0         | 355           |
| 2021          | 39           | 11         | 26           | 2          | 34-36              | 2-3          | 27-31              | 0         | 353           |
| 2022          | 41           | 12         | 29           | 0          | 36-36              | 2-4          | 24-27              | 0         | 358           |
| 2023          | 34           | 11         | 23           | 0          | 26-26              | 3-8          | 29-36              | 1         | 325           |
| <b>Totals</b> | <b>1,865</b> | <b>701</b> | <b>1,005</b> | <b>159</b> | <b>1,731-1,782</b> | <b>38-72</b> | <b>1,108-1,452</b> | <b>31</b> | <b>16,383</b> |

\* Two-point conversion introduced in 1994.

# YEAR-BY-YEAR TURNOVER DIFFERENTIAL (REGULAR SEASON)

| YEAR          | TAKEAWAYS  |              |            |              | GIVEAWAYS  |              |            |              | DIFF       |
|---------------|------------|--------------|------------|--------------|------------|--------------|------------|--------------|------------|
|               | INT        | FUM          | FUM LOST   | TOTAL TO     | INT        | FUM          | FUM LOST   | TOTAL TO     |            |
| 1976          | 9          | 33           | 19         | 28           | 20         | 30           | 17         | 37           | -9         |
| 1977          | 23         | 34           | 18         | 41           | 30         | 30           | 16         | 46           | -5         |
| 1978          | 29         | 32           | 14         | 43           | 18         | 35           | 20         | 38           | +5         |
| 1979          | 14         | 45           | 24         | 38           | 26         | 25           | 15         | 41           | -3         |
| 1980          | 15         | 32           | 13         | 28           | 17         | 28           | 21         | 38           | -10        |
| 1981          | 32         | 32           | 14         | 46           | 14         | 27           | 14         | 28           | +18        |
| 1982          | 11         | 15           | 10         | 21           | 11         | 28           | 12         | 23           | -2         |
| 1983          | 23         | 43           | 18         | 41           | 24         | 39           | 13         | 37           | +4         |
| 1984          | 18         | 27           | 14         | 32           | 23         | 36           | 20         | 43           | -11        |
| 1985          | 18         | 37           | 22         | 40           | 26         | 37           | 22         | 48           | -8         |
| 1986          | 13         | 39           | 19         | 32           | 25         | 36           | 17         | 42           | -10        |
| 1987          | 16         | 42           | 20         | 36           | 17         | 35           | 14         | 31           | +5         |
| 1988          | 21         | 29           | 12         | 33           | 36         | 27           | 16         | 52           | -19        |
| 1989          | 21         | 30           | 18         | 39           | 28         | 21           | 9          | 37           | +2         |
| 1990          | 25         | 33           | 17         | 42           | 24         | 38           | 19         | 43           | -1         |
| 1991          | 11         | 27           | 16         | 27           | 29         | 30           | 18         | 47           | -20        |
| 1992          | 20         | 19           | 12         | 32           | 20         | 19           | 9          | 29           | +3         |
| 1993          | 9          | 27           | 13         | 22           | 25         | 28           | 11         | 36           | -14        |
| 1994          | 9          | 21           | 12         | 21           | 16         | 18           | 7          | 23           | -2         |
| 1995          | 14         | 26           | 16         | 30           | 20         | 25           | 14         | 34           | -4         |
| 1996          | 17         | 31           | 12         | 29           | 20         | 28           | 14         | 34           | -5         |
| 1997          | 13         | 21           | 12         | 25           | 12         | 31           | 11         | 23           | +2         |
| 1998          | 12         | 28           | 14         | 26           | 18         | 23           | 13         | 31           | -5         |
| 1999          | 21         | 23           | 10         | 31           | 16         | 25           | 19         | 35           | -4         |
| 2000          | 25         | 26           | 16         | 41           | 13         | 16           | 11         | 24           | +17        |
| 2001          | 28         | 22           | 11         | 39           | 12         | 20           | 10         | 22           | +17        |
| 2002          | 31         | 21           | 7          | 38           | 10         | 24           | 11         | 21           | +17        |
| 2003          | 20         | 29           | 13         | 33           | 22         | 23           | 9          | 31           | +2         |
| 2004          | 16         | 21           | 11         | 27           | 18         | 32           | 18         | 36           | -9         |
| 2005          | 17         | 25           | 13         | 30           | 14         | 16           | 9          | 23           | +7         |
| 2006          | 11         | 25           | 9          | 20           | 18         | 27           | 14         | 32           | -12        |
| 2007          | 16         | 31           | 19         | 35           | 8          | 18           | 12         | 20           | +15        |
| 2008          | 22         | 16           | 8          | 30           | 13         | 21           | 13         | 26           | +4         |
| 2009          | 19         | 18           | 10         | 29           | 29         | 25           | 5          | 34           | -5         |
| 2010          | 19         | 17           | 9          | 28           | 6          | 24           | 13         | 19           | +9         |
| 2011          | 14         | 21           | 10         | 24           | 24         | 30           | 16         | 40           | -16        |
| 2012          | 18         | 16           | 8          | 26           | 17         | 16           | 6          | 23           | +3         |
| 2013          | 21         | 18           | 10         | 31           | 12         | 18           | 9          | 21           | +10        |
| 2014          | 14         | 25           | 11         | 25           | 20         | 29           | 13         | 33           | -8         |
| 2015          | 11         | 24           | 12         | 23           | 15         | 26           | 13         | 28           | -5         |
| 2016          | 17         | 21           | 12         | 29           | 18         | 19           | 9          | 27           | +2         |
| 2017          | 13         | 26           | 13         | 26           | 14         | 27           | 13         | 27           | -1         |
| 2018          | 9          | 18           | 8          | 17           | 26         | 23           | 9          | 35           | -18        |
| 2019          | 12         | 27           | 16         | 28           | 30         | 23           | 11         | 41           | -13        |
| 2020          | 15         | 20           | 10         | 25           | 12         | 12           | 5          | 17           | +8         |
| 2021          | 17         | 24           | 12         | 29           | 12         | 12           | 7          | 19           | +10        |
| 2022          | 10         | 25           | 10         | 20           | 10         | 17           | 12         | 22           | -2         |
| 2023          | 13         | 26           | 13         | 25           | 10         | 21           | 8          | 18           | +7         |
| <b>Totals</b> | <b>822</b> | <b>1,244</b> | <b>625</b> | <b>1,446</b> | <b>898</b> | <b>1,243</b> | <b>634</b> | <b>1,532</b> | <b>-86</b> |

FRONT OFFICE

PLAYERS

2023 REVIEW

HISTORY

RECORDS

SIDELINES

# FRANCHISE MILESTONES

## TEAM

|                                   |                    |
|-----------------------------------|--------------------|
| First Game                        | July 31, 1976      |
| First Regular Season Game         | September 12, 1976 |
| First Victory                     | August 14, 1976    |
| First Regular Season Victory      | December 11, 1977  |
| First Regular Season Home Victory | December 18, 1977  |
| First Postseason Game             | December 29, 1979  |
| First Postseason Victory          | December 29, 1979  |
| First Postseason Home Victory     | December 29, 1979  |
| First NFC Championship Victory    | January 19, 2003   |
| First Super Bowl Victory          | January 26, 2003   |
| Second Super Bowl Victory         | February 7, 2021   |
| 50th Regular Season Game          | October 7, 1979    |
| 100th Regular Season Game         | December 26, 1982  |
| 150th Regular Season Game         | September 7, 1986  |
| 200th Regular Season Game         | October 1, 1989    |
| 250th Regular Season Game         | October 18, 1992   |
| 300th Regular Season Game         | October 22, 1995   |
| 350th Regular Season Game         | November 15, 1998  |
| 400th Regular Season Game         | December 9, 2001   |
| 450th Regular Season Game         | December 19, 2004  |
| 500th Regular Season Game         | December 30, 2007  |
| 550th Regular Season Game         | September 18, 2011 |
| 600th Regular Season Game         | September 28, 2014 |
| 650th Regular Season Game         | October 15, 2017   |
| 700th Regular Season Game         | November 2, 2020   |
| 750th Regular Season Game         | November 5, 2023   |
| 50th Regular Season Victory       | October 4, 1987    |
| 100th Regular Season Victory      | December 22, 1996  |
| 150th Regular Season Victory      | September 23, 2002 |
| 200th Regular Season Victory      | October 12, 2008   |
| 250th Regular Season Victory      | January 1, 2017    |
| 300th Regular Season Victory      | September 10, 2023 |

|   |
|---|
| L.A. RAMS 26, Tampa Bay 3                 |
| HOUSTON 20, Tampa Bay 0                   |
| Tampa Bay 17, Atlanta 3 (at Jacksonville) |
| Tampa Bay 33, NEW ORLEANS 14              |
| TAMPA BAY 17, St. Louis 7                 |
| TAMPA BAY 24, Philadelphia 17             |
| TAMPA BAY 24, Philadelphia 17             |
| TAMPA BAY 24, Philadelphia 17             |
| Tampa Bay 27, PHILADELPHIA 10             |
| Tampa Bay 48, Oakland 21                  |
| Tampa Bay 31, Kansas City 9               |
| N.Y. GIANTS 17, Tampa Bay 14              |
| TAMPA BAY 23, Detroit 21                  |
| San Francisco 31, TAMPA BAY 7             |
| MINNESOTA 17, Tampa Bay 3                 |
| CHICAGO 31, Tampa Bay 14                  |
| Atlanta 24, TAMPA BAY 21                  |
| JACKSONVILLE 29, Tampa Bay 24             |
| TAMPA BAY 15, Detroit 12                  |
| New Orleans 21, TAMPA BAY 17              |
| Carolina 31, TAMPA BAY 23                 |
| Tampa Bay 24, MINNESOTA 20                |
| Tampa Bay 27, PITTSBURGH 24               |
| ARIZONA 38, Tampa Bay 33                  |
| Tampa Bay 25, NEW YORK GIANTS 23          |
| HOUSTON 39, Tampa Bay 37                  |
| TAMPA BAY 31, Detroit 27                  |
| TAMPA BAY 34, Chicago 19                  |
| TAMPA BAY 35, St. Louis 7                 |
| TAMPA BAY 27, Carolina 3                  |
| TAMPA BAY 17, Carolina 16                 |
| TAMPA BAY 20, Minnesota 17                |

## INDIVIDUAL

|  |                    |
|--|--------------------|
| First Points                           | July 31, 1976      |
| First Regular Season Points            | September 26, 1976 |
| First Touchdown                        | August 7, 1976     |
| First Regular Season Touchdown         | October 3, 1976    |
| First Regular Season Offensive TD      | October 3, 1976    |
| First Regular Season Punt Return TD    | October 2, 1994    |
| First Regular Season Kickoff Return TD | December 16, 2007  |
| 100th Regular Season Touchdown         | October 12, 1980   |
| 200th Regular Season Touchdown         | December 4, 1983   |
| 300th Regular Season Touchdown         | November 23, 1986  |
| 400th Regular Season Touchdown         | December 10, 1989  |
| 500th Regular Season Touchdown         | November 14, 1993  |
| 600th Regular Season Touchdown         | September 28, 1997 |
| 700th Regular Season Touchdown         | September 24, 2000 |
| 800th Regular Season Touchdown         | September 8, 2003  |
| 900th Regular Season Touchdown         | December 24, 2005  |
| 1,000th Regular Season Touchdown       | December 28, 2008  |
| 1,100th Regular Season Touchdown       | September 16, 2012 |
| 1,200th Regular Season Touchdown       | December 28, 2014  |
| 1,300th Regular Season Touchdown       | October 27, 2017   |
| 1,400th Regular Season Touchdown       | November 17, 2019  |
| 1,500th Regular Season Touchdown       | October 10, 2021   |

|   |
|---|
| Pete Rajecki, 51-yard FG at L.A. Rams               |
| Dave Green, 39-yard FG vs. Buffalo                  |
| Vince Kendrick 1-yard run at Green Bay              |
| Danny Reece 44-yard fumble return at Baltimore      |
| Charlie Davis 1-yard run at Baltimore               |
| Vernon Turner 80-yard punt return vs. Detroit       |
| Michael Spurlock 90-yard kickoff return vs. Atlanta |
| Doug Williams 5-yard run vs. Green Bay              |
| Theo Bell 9-yard reception at San Francisco         |
| Pat Franklin 2-yard reception vs. Detroit           |
| Ron Hall 24-yard pass at Houston                    |
| Vince Workman 18-yard reception vs. San Francisco   |
| Reidel Anthony 8-yard reception vs. Arizona         |
| Dave Moore 3-yard reception vs. N.Y. Jets           |
| Joe Jurevicius 13-yard reception at Philadelphia    |
| Jameel Cook 9-yard reception vs. Atlanta            |
| Carnell Williams 9-yard run vs. Oakland             |
| Doug Martin 8-yard run at N.Y. Giants               |
| Mike Evans 6-yard reception vs. New Orleans         |
| O.J. Howard 33-yard reception at Buffalo            |
| Peyton Barber 6-yard reception vs. New Orleans      |
| Antonio Brown 62-yard reception vs. Miami           |

| DATE  | W/L | SCORE | OPPONENT      | ATT.   |
|-------|-----|-------|---------------|--------|
| 9/12  | L   | 0-20  | at Houston    | 42,228 |
| 9/19  | L   | 0-23  | SAN DIEGO     | 39,558 |
| 9/26  | L   | 9-14  | BUFFALO       | 44,505 |
| 10/3  | L   | 17-42 | at Baltimore  | 40,053 |
| 10/10 | L   | 0-21  | at Cincinnati | 40,700 |
| 10/17 | L   | 10-13 | SEATTLE       | 43,458 |
| 10/24 | L   | 20-23 | MIAMI         | 61,437 |
| 10/31 | L   | 19-28 | KANSAS CITY   | 41,779 |
| 11/7  | L   | 13-48 | at Denver     | 61,703 |
| 11/14 | L   | 0-34  | at N.Y. Jets  | 46,427 |
| 11/21 | L   | 7-24  | CLEVELAND     | 36,930 |
| 11/28 | L   | 16-49 | at Oakland    | 49,590 |
| 12/5  | L   | 0-42  | at Pittsburgh | 43,385 |
| 12/12 | L   | 14-31 | NEW ENGLAND   | 41,517 |

|                        | BUCS    | OPP     |
|------------------------|---------|---------|
| TOTAL FIRST DOWNS      | 191     | 283     |
| Rushing                | 71      | 136     |
| Passing                | 93      | 124     |
| Penalty                | 27      | 23      |
| 3rd Down: Made/Att.    | 51/206  | 88/206  |
| TOTAL NET YARDS        | 3,006   | 4,801   |
| Avg. Per Game          | 214.7   | 342.9   |
| Total Plays            | 859     | 933     |
| Avg. Per Play          | 3.5     | 5.1     |
| NET YARDS RUSHING      | 1,503   | 2,560   |
| Avg. Per Game          | 107.4   | 182.9   |
| Total Rushes           | 433     | 588     |
| NET YARDS PASSING      | 1,503   | 2,241   |
| Avg. Per Game          | 107.4   | 160.1   |
| Sacked /Yards Lost     | 50/423  | 24/171  |
| Gross Yards            | 1,926   | 2,412   |
| Att./Completions       | 376/181 | 321/180 |
| Completion Pct.        | 48.1    | 56.1    |
| Had Intercepted        | 20      | 9       |
| PUNTS/AVERAGE          | 92/39.3 | 65/39.3 |
| NET PUNTING AVG.       | 28.4    | 30.8    |
| PENALTIES / YARDS      | 109/875 | 109/935 |
| FUMBLES / FUMBLES LOST | 30/17   | 33/19   |
| TOUCHDOWNS             | 15      | 50      |
| Rushing                | 5       | 23      |
| Passing                | 9       | 19      |
| Returns                | 1       | 8       |

| BY QUARTERS | 1  | 2   | 3   | 4   | OT | TOT |
|-------------|----|-----|-----|-----|----|-----|
| BUCCANEERS  | 23 | 37  | 16  | 49  | 0  | 125 |
| OPPONENTS   | 61 | 130 | 106 | 115 | 0  | 412 |

| SCORING    | TD | R  | P  | RT | PAT   | FG    | S | PTS |
|------------|----|----|----|----|-------|-------|---|-----|
| Owens      | 6  | 0  | 6  | 0  | 0/0   | 0/0   | 0 | 36  |
| Green      | 0  | 0  | 0  | 0  | 11/15 | 8/15  | 0 | 35  |
| Johnson    | 2  | 1  | 1  | 0  | 0/0   | 0/0   | 0 | 12  |
| Williams   | 2  | 2  | 0  | 0  | 0/0   | 0/0   | 0 | 12  |
| C. Davis   | 1  | 1  | 0  | 0  | 0/0   | 0/0   | 0 | 6   |
| BUCCANEERS | 15 | 5  | 9  | 1  | 11/15 | 8/15  | 0 | 125 |
| OPPONENTS  | 50 | 23 | 19 | 8  | 48/50 | 20/32 | 2 | 412 |

| FIELD GOALS | 1/19 | 20/29 | 30/39 | 40/49 | 50+ LONG |    |
|-------------|------|-------|-------|-------|----------|----|
| Green       | 1/1  | 2/3   | 3/6   | 2/5   | 0/0      | 45 |
| Roder       | 0/0  | 0/0   | 0/2   | 0/1   | 0/0      | 0  |
| BUCCANEERS  | 1/1  | 2/3   | 3/8   | 2/6   | 0/0      | 45 |
| OPPONENTS   | 3/3  | 4/12  | 8/8   | 4/8   | 0/1      | 48 |

| RUSHING    | NO. | YDS.  | AVG. | LONG | TD |
|------------|-----|-------|------|------|----|
| Carter     | 171 | 521   | 3.0  | 26   | 1  |
| Williams   | 87  | 324   | 3.7  | 17   | 2  |
| Johnson    | 47  | 166   | 3.5  | 27   | 1  |
| McNeill    | 27  | 135   | 5.0  | 17   | 0  |
| C. Davis   | 41  | 107   | 2.6  | 13   | 1  |
| BUCCANEERS | 433 | 1,503 | 3.5  | 46   | 5  |
| OPPONENTS  | 588 | 2,560 | 4.4  | 69   | 23 |

| PASSING    | ATT. | CMP. | YDS.  | CMP% | YDS/ATT | TD | TD% | INT | INT% | LONG | SK/LOST | RTG  |
|------------|------|------|-------|------|---------|----|-----|-----|------|------|---------|------|
| Spurrier   | 311  | 156  | 1,628 | 50.2 | 5.23    | 7  | 2.3 | 12  | 3.9  | 38   | 32/267  | 57.1 |
| Dickinson  | 39   | 15   | 210   | 38.5 | 5.34    | 1  | 2.6 | 5   | 12.8 | 49   | 14/124  | 25.5 |
| BUCCANEERS | 376  | 181  | 1,926 | 48.1 | 5.12    | 9  | 2.4 | 20  | 5.3  | 49   | 50/423  | 49.4 |
| OPPONENTS  | 321  | 180  | 2,412 | 56.1 | 7.51    | 19 | 5.9 | 9   | 2.8  | 71   | 24/171  | 87.6 |

| RECEIVING  | NO. | YDS.  | AVG. | LONG | TD |
|------------|-----|-------|------|------|----|
| Owens      | 30  | 390   | 13.0 | 27   | 6  |
| B. Moore   | 26  | 310   | 11.9 | 31   | 0  |
| E. Johnson | 25  | 201   | 8.0  | 38   | 1  |
| Williams   | 23  | 166   | 7.2  | 18   | 0  |
| McKay      | 20  | 302   | 15.1 | 49   | 1  |
| Carter     | 20  | 135   | 6.8  | 19   | 0  |
| BUCCANEERS | 181 | 1,926 | 10.6 | 49   | 9  |
| OPPONENTS  | 180 | 2,412 | 13.4 | 71   | 19 |

| INTERCEPTIONS | NO. | YDS. | AVG. | LONG | TD |
|---------------|-----|------|------|------|----|
| Cotney        | 3   | 25   | 8.3  | 25   | 0  |
| Stone         | 2   | 47   | 23.5 | 26   | 0  |
| Jordan        | 2   | 10   | 5.0  | 10   | 0  |
| C. Peterson   | 1   | 15   | 15.0 | 15   | 0  |
| Ball          | 1   | 2    | 2.0  | 2    | 0  |
| BUCCANEERS    | 9   | 99   | 11.0 | 26   | 0  |
| OPPONENTS     | 20  | 490  | 24.5 | 68   | 4  |

| TACKLES | SOLO | ASST. | TOTAL |
|---------|------|-------|-------|
| Wood    | 75   | 21    | 96    |
| Pear    | 73   | 18    | 91    |
| Stone   | 53   | 19    | 72    |

| SACKS       | SPECIAL TEAM TACKLES |                         |
|-------------|----------------------|-------------------------|
| Rudolph     | 5.0                  | Statistic Not Available |
| L.R. Selmon | 5.0                  |                         |
| Pear        | 3.0                  |                         |
| Toomay      | 3.0                  |                         |
| D. Selmon   | 2.0                  |                         |

| BUCCANEERS | 22.0 |
|------------|------|
| OPPONENTS  | 50.0 |

| PUNTING    | NO. | YDS.  | AVG. | NET  | TB | IN20 | LG | BK |
|------------|-----|-------|------|------|----|------|----|----|
| Green      | 92  | 3,619 | 39.3 | 30.3 | 3  | 12   | 56 | 0  |
| BUCCANEERS | 92  | 3,619 | 39.3 | 30.3 | 3  | 12   | 56 | 0  |
| OPPONENTS  | 65  | 2,556 | 39.3 | 31.9 | 6  | 15   | 57 | 0  |

| PUNT RETURNS | RET. | FC | YDS. | AVG. | LONG | TD |
|--------------|------|----|------|------|------|----|
| Reece        | 20   | 0  | 143  | 7.2  | 30   | 0  |
| M. Moore     | 14   | 0  | 106  | 7.6  | 21   | 0  |
| Douglas      | 4    | 0  | 78   | 19.5 | 32   | 0  |
| Cotney       | 3    | 0  | 26   | 8.7  | 9    | 0  |
| Stone        | 1    | 0  | 11   | 11.0 | 11   | 0  |

| BUCCANEERS | 43 | 0 | 366 | 8.5  | 32 | 1 |
|------------|----|---|-----|------|----|---|
| OPPONENTS  | 71 | 4 | 774 | 10.9 | 60 | 1 |

| KICKOFF RETURNS | NO. | YDS. | AVG. | LONG | TD |
|-----------------|-----|------|------|------|----|
| Douglas         | 7   | 167  | 23.9 | 29   | 0  |
| McNeill         | 17  | 384  | 22.6 | 43   | 0  |
| Johnson         | 13  | 287  | 22.1 | 32   | 0  |
| Carter          | 15  | 300  | 20.0 | 27   | 0  |
| M. Moore        | 7   | 134  | 19.1 | 27   | 0  |

| BUCCANEERS | 70 | 1,488 | 21.3 | 43 | 0 |
|------------|----|-------|------|----|---|
| OPPONENTS  | 35 | 717   | 20.5 | 43 | 0 |

| USUAL STARTING LINEUP | OFFENSE:          | DEFENSE: |                    |
|-----------------------|-------------------|----------|--------------------|
| WR                    | 89 John McKay     | LE       | 78 Council Rudolph |
| LT                    | 71 Steve Young    | LT       | 76 Dave Pear       |
| LG                    | 72 Howard Fest    | RT       | 63 Lee Roy Selmon  |
| C                     | 51 Dan Ryczek     | RE       | 66 Pat Toomay      |
| RG                    | 67 Tom Alward     | LLB      | 30 Jimmy Gunn      |
| RT                    | 74 Mike Current   | MLB      | 52 Steve Reese     |
| TE                    | 86 Bob Moore      | RLB      | 54 Richard Wood    |
| WR                    | 85 Morris Owens   | LCB      | 25 Curtis Jordan   |
| QB                    | 11 Steve Spurrier | RCB      | 46 Danny Reece     |
| FB                    | 43 Ed Williams    | SS       | 33 Mark Cotney     |
| RB                    | 32 Louis Carter   | FS       | 28 Ken Stone       |

1977

RECORD: 2-12 HEAD COACH: JOHN MCKAY

| DATE  | W/L | SCORE | OPPONENT         | ATT.   |
|-------|-----|-------|------------------|--------|
| 9/18  | L   | 3-13  | at Philadelphia  | 61,549 |
| 9/24  | L   | 3-9   | MINNESOTA        | 66,272 |
| 10/2  | L   | 7-23  | at Dallas        | 55,316 |
| 10/9  | L   | 0-10  | WASHINGTON       | 58,571 |
| 10/16 | L   | 23-30 | at Seattle       | 54,783 |
| 10/23 | L   | 0-13  | GREEN BAY        | 47,635 |
| 10/30 | L   | 10-20 | at San Francisco | 34,750 |
| 11/6  | L   | 0-31  | at L.A. Rams     | 45,493 |
| 11/13 | L   | 0-10  | N.Y. GIANTS      | 46,518 |
| 11/20 | L   | 7-16  | at Detroit       | 49,751 |
| 11/27 | L   | 0-17  | ATLANTA          | 43,592 |
| 12/4  | L   | 0-10  | CHICAGO          | 48,945 |
| 12/11 | W   | 33-14 | at New Orleans   | 40,124 |
| 12/18 | W   | 17-7  | ST. LOUIS        | 56,922 |

|                        | BUCS    | OPP     |
|------------------------|---------|---------|
| TOTAL FIRST DOWNS      | 168     | 241     |
| Rushing                | 84      | 124     |
| Passing                | 69      | 106     |
| Penalty                | 15      | 11      |
| 3rd Down: Made/Att.    | 56/229  | 87/232  |
| TOTAL NET YARDS        | 2,693   | 3,926   |
| Avg. Per Game          | 192.4   | 280.4   |
| Total Plays            | 834     | 948     |
| Avg. Per Play          | 3.23    | 4.14    |
| NET YARDS RUSHING      | 1,424   | 2,031   |
| Avg. Per Game          | 101.7   | 145.1   |
| Total Rushes           | 465     | 581     |
| NET YARDS PASSING      | 1,269   | 1,895   |
| Avg. Per Game          | 90.6    | 135.3   |
| Sacked /Yards Lost     | 48/445  | 30/246  |
| Gross Yards            | 1,714   | 2,141   |
| Att./Completions       | 321/131 | 337/190 |
| Completion Pct.        | 40.8    | 56.4    |
| Had Intercepted        | 30      | 23      |
| PUNTS/AVERAGE          | 99/39.9 | 89/37.6 |
| NET PUNTING AVG.       | 35.1    | 33.6    |
| PENALTIES / YARDS      | 88/717  | 97/716  |
| FUMBLES / FUMBLES LOST | 30/16   | 34/18   |
| TOUCHDOWNS             | 11      | 26      |
| Rushing                | 4       | 13      |
| Passing                | 3       | 10      |
| Returns                | 4       | 3       |

| BY QUARTERS | 1  | 2  | 3  | 4  | OT | TOT |
|-------------|----|----|----|----|----|-----|
| BUCCANEERS  | 16 | 41 | 19 | 27 | 0  | 103 |
| OPPONENTS   | 61 | 59 | 46 | 57 | 0  | 223 |

| SCORING    | TD | R  | P  | RT | PAT   | FG    | S | PTS |
|------------|----|----|----|----|-------|-------|---|-----|
| Leavitt    | 0  | 0  | 0  | 0  | 5/5   | 5/10  | 0 | 20  |
| Owens      | 3  | 0  | 3  | 0  | 0/0   | 0/0   | 0 | 18  |
| Green      | 0  | 0  | 0  | 0  | 5/6   | 4/7   | 0 | 17  |
| L. Carter  | 2  | 2  | 0  | 0  | 0/0   | 0/0   | 0 | 12  |
| Wood       | 2  | 0  | 0  | 2  | 0/0   | 0/0   | 0 | 12  |
| BUCCANEERS | 11 | 4  | 3  | 4  | 10/11 | 9/17  | 0 | 103 |
| OPPONENTS  | 26 | 13 | 10 | 3  | 23/26 | 14/25 | 1 | 223 |

| FIELD GOALS | 1/19 | 20/29 | 30/39 | 40/49 | 50+ LONG |
|-------------|------|-------|-------|-------|----------|
| Green       | 0/0  | 3/3   | 0/2   | 1/2   | 0/0      |
| Leavitt     | 1/1  | 2/3   | 1/2   | 1/3   | 0/1      |
| BUCCANEERS  | 1/1  | 5/6   | 1/4   | 2/5   | 0/1      |
| OPPONENTS   | 1/1  | 2/4   | 4/7   | 7/10  | 0/3      |

| RUSHING    | NO. | YDS.  | AVG. | LONG | TD |
|------------|-----|-------|------|------|----|
| Bell       | 148 | 436   | 2.9  | 20   | 1  |
| Davis      | 95  | 297   | 3.1  | 35   | 1  |
| DuBose     | 71  | 284   | 4.0  | 13   | 0  |
| Williams   | 63  | 198   | 3.1  | 14   | 0  |
| L. Carter  | 59  | 117   | 2.0  | 20   | 2  |
| BUCCANEERS | 465 | 1,424 | 3.06 | 35   | 4  |
| OPPONENTS  | 581 | 2,031 | 3.50 | 35   | 13 |

| PASSING    | ATT. | CMP. | YDS.  | CMP% | YDS/ATT | TD | TD%  | INT | INT% | LONG | SK/LOST | RTG  |
|------------|------|------|-------|------|---------|----|------|-----|------|------|---------|------|
| Huff       | 138  | 67   | 889   | 48.6 | 6.44    | 3  | 2.17 | 13  | 9.42 | 67   | 15/150  | 37.0 |
| Hedberg    | 90   | 25   | 244   | 18.9 | 1.84    | 0  | 0.00 | 10  | 7.58 | 19   | 15/131  | 8.0  |
| Blount     | 89   | 37   | 522   | 41.6 | 5.87    | 0  | 0.00 | 7   | 7.87 | 56   | 18/164  | 28.3 |
| BUCCANEERS | 321  | 131  | 1,714 | 40.8 | 5.34    | 3  | 0.93 | 30  | 9.34 | 67   | 48/445  | 22.6 |
| OPPONENTS  | 337  | 190  | 2,141 | 56.4 | 6.35    | 10 | 2.96 | 23  | 6.82 | 51   | 30/246  | 57.2 |

| RECEIVING  | NO. | YDS.  | AVG. | LONG | TD |
|------------|-----|-------|------|------|----|
| Owens      | 34  | 655   | 19.3 | 67   | 3  |
| Hagins     | 15  | 196   | 13.1 | 56   | 0  |
| McKay      | 12  | 164   | 13.7 | 26   | 0  |
| DuBose     | 11  | 89    | 8.1  | 17   | 0  |
| Bell       | 11  | 88    | 8.0  | 23   | 0  |
| BUCCANEERS | 131 | 1,714 | 13.1 | 67   | 3  |
| OPPONENTS  | 190 | 2,141 | 11.3 | 51   | 10 |

| INTERCEPTIONS | NO. | YDS. | AVG. | LONG | TD |
|---------------|-----|------|------|------|----|
| Washington    | 5   | 71   | 14.2 | 45   | 1  |
| Wood          | 4   | 86   | 21.5 | 30   | 1  |
| White         | 4   | 61   | 15.3 | 32   | 0  |
| Brown         | 2   | 66   | 32.5 | 27   | 0  |
| Lewis         | 2   | 55   | 27.5 | 42   | 0  |
| BUCCANEERS    | 23  | 368  | 16.0 | 45   | 3  |
| OPPONENTS     | 30  | 429  | 14.3 | 79   | 3  |

| TACKLES   | SOLO | ASST. | TOTAL |
|-----------|------|-------|-------|
| D. Selmon | N/A  | N/A   | 167   |
| Wood      | N/A  | N/A   | 141   |
| Brown     | N/A  | N/A   | 116   |

| SACKS       | SPECIAL TEAM TACKLES |
|-------------|----------------------|
| L.R. Selmon | 13.0                 |
| Rudolph     | 6.5                  |
| Johnson     | 3.0                  |
| Pear        | 2.5                  |
| Lewis       | 2.0                  |
| BUCCANEERS  | 30.0                 |
| OPPONENTS   | 48.0                 |

| PUNTING    | NO. | YDS.  | AVG. | NET  | TB | IN20 | LG | BK |
|------------|-----|-------|------|------|----|------|----|----|
| Green      | 98  | 3,948 | 40.3 | 34.3 | 6  | 16   | 70 | 1  |
| BUCCANEERS | 99  | 3,948 | 39.9 | 33.9 | 6  | 16   | 70 | 1  |
| OPPONENTS  | 89  | 3,351 | 37.6 | 32.0 | 7  | 19   | 54 | 0  |

| PUNT RETURNS | RET. | FC | YDS. | AVG. | LONG | TD |
|--------------|------|----|------|------|------|----|
| Reece        | 31   | 2  | 276  | 8.9  | 36   | 0  |
| Hagins       | 17   | 1  | 85   | 5.0  | 29   | 0  |
| BUCCANEERS   | 48   | 3  | 361  | 7.5  | 36   | 0  |
| OPPONENTS    | 71   | 6  | 469  | 6.6  | 38   | 0  |

| KICKOFF RETURNS | NO. | YDS. | AVG. | LONG | TD |
|-----------------|-----|------|------|------|----|
| Reece           | 3   | 72   | 24.0 | 34   | 0  |
| Hagins          | 21  | 493  | 23.5 | 41   | 0  |
| Ragsdale        | 3   | 68   | 22.7 | 21   | 0  |
| Davis           | 15  | 277  | 18.5 | 28   | 0  |
| Nafziger        | 1   | 4    | 4.0  | 4    | 0  |
| BUCCANEERS      | 43  | 914  | 21.2 | 41   | 0  |
| OPPONENTS       | 33  | 699  | 21.2 | 35   | 0  |

| USUAL STARTING LINEUP | OFFENSE:          | DEFENSE: |                    |
|-----------------------|-------------------|----------|--------------------|
| WR                    | 89 John McKay     | LE       | 78 Council Rudolph |
| LT                    | 75 Dave Reavay    | DT       | 76 Dave Pear       |
| LG                    | 62 Jeff Winans    | RE       | 63 Lee Roy Selmon  |
| C                     | 51 Dan Ryczek     | OLB      | 57 David Lewis     |
| RG                    | 68 Dan Medlin     | ILB      | 61 Dewey Selmon    |
| RT                    | 70 Darryl Carlton | ILB      | 54 Richard Wood    |
| TE                    | 83 Dana Nafziger  | OLB      | 56 Cecil Johnson   |
| WR                    | 85 Morris Owens   | RCB      | 45 Jeris White     |
| QB                    | 19 Gary Huff      | LCB      | 40 Mike Washington |
| FB                    | 35 Jimmy DuBose   | SS       | 33 Mark Cotney     |
| RB                    | 42 Ricky Bell     | FS       | 34 Cedric Brown    |

| DATE  | W/L | SCORE | OPPONENT         | ATT.   |
|-------|-----|-------|------------------|--------|
| 9/2   | L   | 13-19 | N.Y. GIANTS      | 67,456 |
| 9/9   | L   | 7-15  | DETROIT          | 64,445 |
| 9/17  | W   | 16-10 | at Minnesota     | 46,152 |
| 9/24  | W   | 14-9  | ATLANTA          | 58,073 |
| 10/1  | L   | 7-24  | MINNESOTA        | 65,972 |
| 10/8  | W   | 30-13 | at Kansas City   | 38,201 |
| 10/15 | L   | 14-17 | at N.Y. Giants   | 68,025 |
| 10/22 | W   | 33-19 | CHICAGO          | 68,146 |
| 10/29 | L   | 7-9   | at Green Bay     | 55,108 |
| 11/5  | L   | 23-26 | at L.A. Rams     | 55,182 |
| 11/12 | L   | 23-34 | at Detroit       | 60,320 |
| 11/19 | W   | 31-10 | BUFFALO          | 61,383 |
| 11/26 | L   | 3-14  | at Chicago       | 42,373 |
| 12/3  | L   | 7-17  | GREEN BAY        | 67,754 |
| 12/10 | L   | 3-6   | at San Francisco | 30,931 |
| 12/17 | L   | 10-17 | NEW ORLEANS      | 51,207 |

| RECEIVING         | NO.        | YDS.         | AVG.        | LONG      | TD        |
|-------------------|------------|--------------|-------------|-----------|-----------|
| Owens             | 32         | 640          | 20.0        | 66        | 5         |
| Giles             | 23         | 324          | 14.1        | 38        | 2         |
| Carter            | 19         | 139          | 7.3         | 17        | 0         |
| Bell              | 15         | 122          | 8.1         | 22        | 0         |
| Obradovich        | 14         | 219          | 15.6        | 28t       | 3         |
| <b>BUCCANEERS</b> | <b>151</b> | <b>2,171</b> | <b>14.4</b> | <b>66</b> | <b>12</b> |
| OPPONENTS         | 241        | 2,535        | 10.5        | 68t       | 13        |

| INTERCEPTIONS     | NO.       | YDS.       | AVG.        | LONG      | TD       |
|-------------------|-----------|------------|-------------|-----------|----------|
| C. Brown          | 6         | 110        | 18.3        | 29        | 0        |
| J. White          | 5         | 56         | 11.2        | 31        | 0        |
| Washington        | 5         | 43         | 8.6         | 24        | 0        |
| Lewis             | 3         | 24         | 8.0         | 13        | 0        |
| Jordan            | 3         | 23         | 7.7         | 22        | 0        |
| <b>BUCCANEERS</b> | <b>29</b> | <b>312</b> | <b>10.8</b> | <b>31</b> | <b>0</b> |
| OPPONENTS         | 18        | 235        | 13.1        | 32t       | 1        |

|                        | BUCS     | OPP     |
|------------------------|----------|---------|
| TOTAL FIRST DOWNS      | 238      | 256     |
| Rushing                | 111      | 109     |
| Passing                | 101      | 131     |
| Penalty                | 26       | 16      |
| 3rd Down: Made/Att.    | 72/233   | 90/264  |
| TOTAL NET YARDS        | 3,800    | 4,328   |
| Avg. Per Game          | 237.5    | 270.5   |
| Total Plays            | 962      | 1047    |
| Avg. Per Play          | 4.0      | 4.1     |
| NET YARDS RUSHING      | 2,098    | 2,049   |
| Avg. Per Game          | 131.1    | 128.1   |
| Total Rushes           | 549      | 595     |
| NET YARDS PASSING      | 1,703    | 2,279   |
| Avg. Per Game          | 106.4    | 142.4   |
| Sacked /Yards Lost     | 52/468   | 33/256  |
| Gross Yards            | 2,171    | 2,535   |
| Att./Completions       | 361/151  | 419/241 |
| Completion Pct.        | 41.8     | 57.5    |
| Had Intercepted        | 18       | 29      |
| PUNTS/AVERAGE          | 102/40.1 | 97/40.4 |
| NET PUNTING YARDS      | 33.0     | 32.2    |
| PENALTIES / YARDS      | 100/860  | 101/963 |
| FUMBLES / FUMBLES LOST | 35/20    | 32/14   |
| TOUCHDOWNS             | 29       | 27      |
| Rushing                | 16       | 12      |
| Passing                | 12       | 13      |
| Returns                | 1        | 2       |

| TACKLES   | SOLO | ASST. | TOTAL |
|-----------|------|-------|-------|
| Wood      | N/A  | N/A   | 168   |
| D. Selmon | N/A  | N/A   | 158   |
| Pear      | N/A  | N/A   | 127   |
| Lewis     | N/A  | N/A   | 118   |
| J. White  | N/A  | N/A   | 103   |

| SACKS       |      | SPECIAL TEAM TACKLES |    |
|-------------|------|----------------------|----|
| L.R. Selmon | 11.0 | Kollar               | 18 |
| Pear        | 9.0  | Nafziger             | 15 |
| Hannah      | 4.5  | Bonness              | 14 |
| Chambers    | 3.0  | Mucker               | 13 |
| Lewis       | 1.5  | Obradovich           | 11 |

| BUCCANEERS | 33.0 |
|------------|------|
| OPPONENTS  | 52.0 |

| PUNTING           | NO.             | YDS.        | AVG.        | NET       | TB        | IN20      | LG       | BK |
|-------------------|-----------------|-------------|-------------|-----------|-----------|-----------|----------|----|
| Green             | 100             | 4,092       | 40.9        | 33.7      | 14        | 20        | 61       | 2  |
| <b>BUCCANEERS</b> | <b>1024,092</b> | <b>40.1</b> | <b>33.0</b> | <b>14</b> | <b>20</b> | <b>61</b> | <b>2</b> |    |
| OPPONENTS         | 97              | 3,919       | 40.4        | 32.2      | 14        | 14        | 60       | 0  |

| PUNT RETURNS      | RET.      | FC       | YDS.       | AVG.       | LONG      | TD       |
|-------------------|-----------|----------|------------|------------|-----------|----------|
| Reece             | 44        | 3        | 393        | 8.9        | 50        | 0        |
| Mucker            | 7         | 1        | 49         | 7.0        | 14        | 0        |
| Cotney            | 5         | 1        | 38         | 7.6        | 10        | 0        |
| Hagins            | 4         | 1        | 23         | 5.8        | 11        | 0        |
| C. Brown          | 2         | 1        | 9          | 4.5        | 9         | 0        |
| <b>BUCCANEERS</b> | <b>62</b> | <b>7</b> | <b>512</b> | <b>8.3</b> | <b>50</b> | <b>0</b> |
| OPPONENTS         | 62        | 4        | 447        | 7.2        | 31        | 0        |

| BY QUARTERS       | 1         | 2         | 3         | 4         | OT       | TOT        |
|-------------------|-----------|-----------|-----------|-----------|----------|------------|
| <b>BUCCANEERS</b> | <b>40</b> | <b>82</b> | <b>30</b> | <b>89</b> | <b>0</b> | <b>241</b> |
| OPPONENTS         | 67        | 64        | 46        | 82        | 0        | 259        |

| KICKOFF RETURNS   | NO.       | YDS.         | AVG.        | LONG      | TD       |
|-------------------|-----------|--------------|-------------|-----------|----------|
| Ragsdale          | 24        | 555          | 23.1        | 46        | 0        |
| Reece             | 11        | 240          | 21.8        | 32        | 0        |
| Carter            | 6         | 97           | 16.2        | 21        | 0        |
| Hagins            | 4         | 69           | 17.3        | 20        | 0        |
| Giles             | 5         | 60           | 12.0        | 17        | 0        |
| <b>BUCCANEERS</b> | <b>57</b> | <b>1,095</b> | <b>19.2</b> | <b>46</b> | <b>0</b> |
| OPPONENTS         | 49        | 1,146        | 23.4        | 66        | 0        |

| SCORING           | TD        | R         | P         | RT       | PAT          | FG           | S        | PTS        |
|-------------------|-----------|-----------|-----------|----------|--------------|--------------|----------|------------|
| O'Donoghue        | 0         | 0         | 0         | 0        | 25/29        | 13/23        | 0        | 64         |
| Bell              | 6         | 6         | 0         | 0        | 0/0          | 0/0          | 0        | 36         |
| Owens             | 5         | 0         | 5         | 0        | 0/0          | 0/0          | 0        | 30         |
| DuBose            | 4         | 4         | 0         | 0        | 0/0          | 0/0          | 0        | 24         |
| Obradovich        | 3         | 0         | 3         | 0        | 0/0          | 0/0          | 0        | 18         |
| <b>BUCCANEERS</b> | <b>29</b> | <b>16</b> | <b>12</b> | <b>1</b> | <b>25/29</b> | <b>14/24</b> | <b>0</b> | <b>241</b> |
| OPPONENTS         | 27        | 12        | 13        | 2        | 23/27        | 24/31        | 1        | 259        |

| USUAL STARTING LINEUP | OFFENSE:          | DEFENSE: |                    |
|-----------------------|-------------------|----------|--------------------|
| WR                    | 89 John McKay     | LE       | 73 Charley Hannah  |
| LT                    | 75 Dave Reavis    | DT       | 76 Dave Pear       |
| LG                    | 64 Greg Horton    | RE       | 63 Lee Roy Selmon  |
| C                     | 79 Steve Wilson   | OLB      | 57 David Lewis     |
| RG                    | 72 Garry Puetz    | ILB      | 61 Dewey Selmon    |
| RT                    | 70 Darryl Carlton | ILB      | 54 Richard Wood    |
| TE                    | 88 Jimmie Giles   | OLB      | 56 Cecil Johnson   |
| WR                    | 85 Morris Owens   | LCB      | 45 Jeris White     |
| QB                    | 12 Doug Williams  | RCB      | 40 Mike Washington |
| FB                    | 38 Johnny Davis   | SS       | 33 Mark Cotney     |
| RB                    | 42 Ricky Bell     | FS       | 34 Cedric Brown    |

| FIELD GOALS       | 1/19       | 20/29      | 30/39      | 40/49       | 50+ LONG   |           |
|-------------------|------------|------------|------------|-------------|------------|-----------|
| O'Donoghue        | 0/0        | 6/6        | 2/6        | 5/10        | 0/1        | 49        |
| Green             | 0/0        | 0/0        | 1/1        | 0/0         | 0/0        | 35        |
| <b>BUCCANEERS</b> | <b>0/0</b> | <b>6/6</b> | <b>3/7</b> | <b>5/10</b> | <b>0/1</b> | <b>49</b> |
| OPPONENTS         | 0/0        | 12/12      | 7/10       | 5/7         | 0/2        | 48        |

| RUSHING           | NO.        | YDS.         | AVG.       | LONG      | TD        |
|-------------------|------------|--------------|------------|-----------|-----------|
| Bell              | 185        | 679          | 3.7        | 56        | 6         |
| Davis             | 97         | 370          | 3.8        | 18        | 3         |
| DuBose            | 93         | 358          | 3.8        | 12        | 4         |
| Carter            | 81         | 275          | 3.4        | 17        | 1         |
| Rae               | 20         | 186          | 9.3        | 42        | 0         |
| <b>BUCCANEERS</b> | <b>549</b> | <b>2,098</b> | <b>3.8</b> | <b>56</b> | <b>16</b> |
| OPPONENTS         | 595        | 2,049        | 3.4        | 75t       | 12        |

| PASSING           | ATT.       | CMP.       | YDS.         | CMP%        | YDS/ATT     | TD        | TD%        | INT       | INT%       | LONG      | SK/LOST       | RTG         |
|-------------------|------------|------------|--------------|-------------|-------------|-----------|------------|-----------|------------|-----------|---------------|-------------|
| Williams          | 194        | 73         | 1,170        | 37.6        | 6.03        | 7         | 3.6        | 8         | 4.1        | 56t       | 6/69          | 53.5        |
| Rae               | 118        | 57         | 705          | 48.3        | 5.97        | 4         | 3.4        | 7         | 5.9        | 33t       | 37/288        | 54.0        |
| Huff              | 36         | 15         | 169          | 41.7        | 4.69        | 1         | 2.8        | 3         | 8.3        | 31t       | 5/54          | 34.1        |
| <b>BUCCANEERS</b> | <b>361</b> | <b>151</b> | <b>2,171</b> | <b>41.8</b> | <b>6.01</b> | <b>12</b> | <b>3.3</b> | <b>18</b> | <b>5.0</b> | <b>66</b> | <b>52/468</b> | <b>52.1</b> |
| OPPONENTS         | 419        | 241        | 2,535        | 57.5        | 6.05        | 13        | 3.1        | 29        | 6.9        | 68t       | 33/256        | 56.8        |

## 1979

## RECORD: 10-6 HEAD COACH: JOHN MCKAY

| DATE  | W/L | SCORE      | OPPONENT         | ATT.   |
|-------|-----|------------|------------------|--------|
| 9/1   | W   | 31-16      | DETROIT          | 68,225 |
| 9/9   | W   | 29-26 (ot) | at Baltimore     | 36,374 |
| 9/16  | W   | 21-10      | at Green Bay     | 55,498 |
| 9/23  | W   | 21-6       | L.A. RAMS        | 69,497 |
| 9/30  | W   | 17-13      | at Chicago       | 55,258 |
| 10/7  | L   | 14-17      | at N.Y. Giants   | 72,841 |
| 10/14 | L   | 14-42      | NEW ORLEANS      | 67,640 |
| 10/21 | W   | 21-3       | GREEN BAY        | 67,186 |
| 10/28 | W   | 12-10      | at Minnesota     | 46,906 |
| 11/4  | L   | 14-17      | at Atlanta       | 55,150 |
| 11/11 | W   | 16-14      | at Detroit       | 70,461 |
| 11/18 | W   | 31-3       | N.Y. GIANTS      | 70,261 |
| 11/25 | L   | 22-23      | MINNESOTA        | 70,039 |
| 12/2  | L   | 0-14       | CHICAGO          | 69,508 |
| 12/9  | L   | 7-23       | at San Francisco | 44,506 |
| 12/16 | W   | 3-0        | KANSAS CITY      | 63,624 |

## PLAYOFFS

|       |   |       |              |        |
|-------|---|-------|--------------|--------|
| 12/29 | W | 24-17 | PHILADELPHIA | 71,402 |
| 1/6   | L | 0-9   | L.A. RAMS    | 72,033 |

|                        | BUCS    | OPP      |
|------------------------|---------|----------|
| TOTAL FIRST DOWNS      | 267     | 247      |
| Rushing                | 107     | 116      |
| Passing                | 137     | 111      |
| Penalty                | 23      | 20       |
| 3rd Down: Made/Att.    | 92/264  | 79/247   |
| TOTAL NET YARDS        | 5,049   | 3,949    |
| Avg. Per Game          | 315.6   | 246.8    |
| Total Plays            | 1,055   | 1,015    |
| Avg. Per Play          | 4.79    | 3.89     |
| NET YARDS RUSHING      | 2,437   | 1,873    |
| Avg. Per Game          | 152.3   | 117.1    |
| Total Rushes           | 609     | 539      |
| NET YARDS PASSING      | 2,612   | 2,076    |
| Avg. Per Game          | 163.3   | 129.8    |
| Sacked/Yards Lost      | 12/88   | 40/329   |
| Gross Yards            | 2,700   | 2,405    |
| Att./Completions       | 434/183 | 436/250  |
| Completion Pct.        | 42.2    | 57.3     |
| Had Intercepted        | 26      | 14       |
| PUNTS/AVERAGE          | 95/38.7 | 104/41.1 |
| NET PUNTING AVG.       | 30.6    | 35.4     |
| PENALTIES / YARDS      | 102/905 | 100/870  |
| FUMBLES / FUMBLES LOST | 25/15   | 45/24    |
| TOUCHDOWNS             | 35      | 28       |
| Rushing                | 13      | 13       |
| Passing                | 19      | 14       |
| Returns                | 3       | 1        |

| BY QUARTERS      | 1         | 2          | 3         | 4         | OT       | TOT        |
|------------------|-----------|------------|-----------|-----------|----------|------------|
| <b>BUCANEERS</b> | <b>33</b> | <b>106</b> | <b>44</b> | <b>87</b> | <b>3</b> | <b>273</b> |
| OPPONENTS        | 50        | 61         | 46        | 80        | 0        | 237        |

| SCORING          | TD        | R         | P         | RT       | PAT          | FG           | S        | PTS        |
|------------------|-----------|-----------|-----------|----------|--------------|--------------|----------|------------|
| O'Donoghue       | 0         | 0         | 0         | 0        | 30/35        | 11/19        | 0        | 63         |
| Bell             | 9         | 7         | 2         | 0        | 0/0          | 0/0          | 0        | 54         |
| Giles            | 7         | 0         | 7         | 0        | 0/0          | 0/0          | 0        | 42         |
| Mucker           | 5         | 0         | 5         | 0        | 0/0          | 0/0          | 0        | 30         |
| Hagins           | 3         | 0         | 3         | 0        | 0/0          | 0/0          | 0        | 18         |
| <b>BUCANEERS</b> | <b>35</b> | <b>13</b> | <b>19</b> | <b>3</b> | <b>30/35</b> | <b>11/19</b> | <b>0</b> | <b>273</b> |
| OPPONENTS        | 28        | 13        | 14        | 1        | 25/28        | 14/24        | 1        |            |

| FIELD GOALS      | 1/19       | 20/29      | 30/39      | 40/49      | 50+        | LONG      |
|------------------|------------|------------|------------|------------|------------|-----------|
| O'Donoghue       | 1/1        | 3/4        | 5/9        | 2/5        | 0/0        | 44        |
| <b>BUCANEERS</b> | <b>1/1</b> | <b>3/4</b> | <b>5/9</b> | <b>2/5</b> | <b>0/0</b> | <b>44</b> |
| OPPONENTS        | 0/0        | 4/4        | 5/9        | 5/11       | 0/0        | 47        |

| RUSHING          | NO.        | YDS.         | AVG.       | LONG       | TD        |
|------------------|------------|--------------|------------|------------|-----------|
| Bell             | 283        | 1,263        | 4.5        | 49         | 7         |
| Eckwood          | 194        | 690          | 3.6        | 61t        | 2         |
| J. Davis         | 59         | 221          | 3.7        | 18         | 2         |
| Williams         | 35         | 119          | 3.4        | 16         | 2         |
| Berns            | 23         | 102          | 4.4        | 16         | 0         |
| <b>BUCANEERS</b> | <b>609</b> | <b>2,437</b> | <b>4.0</b> | <b>61t</b> | <b>13</b> |
| OPPONENTS        | 539        | 1,873        | 3.5        | 60t        | 13        |

| PASSING          | ATT.       | CMP.       | YDS.         | CMP%        | YDS/ATT     | TD        | TD%        | INT       | INT%       | LONG       | SK/LOST      | RTG         |
|------------------|------------|------------|--------------|-------------|-------------|-----------|------------|-----------|------------|------------|--------------|-------------|
| Williams         | 397        | 166        | 2,448        | 41.8        | 6.17        | 18        | 4.5        | 24        | 6.0        | 66t        | 7/57         | 52.6        |
| Rae              | 36         | 17         | 252          | 47.2        | 7.00        | 1         | 2.8        | 2         | 5.6        | 29         | 5/31         | 56.7        |
| <b>BUCANEERS</b> | <b>434</b> | <b>183</b> | <b>2,700</b> | <b>42.2</b> | <b>6.22</b> | <b>19</b> | <b>4.4</b> | <b>26</b> | <b>6.0</b> | <b>66t</b> | <b>12/88</b> | <b>52.8</b> |
| OPPONENTS        | 436        | 250        | 2,405        | 57.3        | 5.52        | 14        | 3.2        | 14        | 3.2        | 67t        | 40/329       | 70.2        |

| RECEIVING        | NO.        | YDS.         | AVG.        | LONG       | TD        |
|------------------|------------|--------------|-------------|------------|-----------|
| Giles            | 40         | 579          | 14.5        | 66t        | 7         |
| Hagins           | 39         | 692          | 17.7        | 57         | 3         |
| Bell             | 25         | 248          | 9.9         | 26         | 2         |
| Eckwood          | 22         | 268          | 12.2        | 31         | 0         |
| Owens            | 20         | 377          | 18.9        | 64         | 0         |
| <b>BUCANEERS</b> | <b>183</b> | <b>2,700</b> | <b>14.8</b> | <b>66t</b> | <b>19</b> |
| OPPONENTS        | 250        | 2,405        | 9.6         | 67t        | 14        |

| INTERCEPTIONS    | NO.       | YDS.       | AVG.        | LONG      | TD       |
|------------------|-----------|------------|-------------|-----------|----------|
| C. Brown         | 3         | 79         | 26.3        | 72        | 0        |
| Washington       | 3         | 64         | 21.3        | 49t       | 1        |
| White            | 3         | 39         | 13.0        | 39        | 0        |
| Wood             | 2         | 37         | 18.5        | 24        | 0        |
| D. Lewis         | 2         | 19         | 9.5         | 11        | 0        |
| <b>BUCANEERS</b> | <b>14</b> | <b>238</b> | <b>17.0</b> | <b>72</b> | <b>1</b> |
| OPPONENTS        | 26        | 324        | 12.5        | 40        | 1        |

| TACKLES     | SOLO | ASST. | TOTAL |
|-------------|------|-------|-------|
| Wood        | N/A  | N/A   | 158   |
| D. Selmon   | N/A  | N/A   | 125   |
| L.R. Selmon | N/A  | N/A   | 117   |
| D. Lewis    | N/A  | N/A   | 111   |
| C. Brown    | N/A  | N/A   | 90    |

| SACKS           | SPECIAL TEAM TACKLES |            |    |
|-----------------|----------------------|------------|----|
| L.R. Selmon     | 11.0                 | Cesare     | 18 |
| Chambers        | 5.5                  | Reece      | 18 |
| D. Lewis        | 5.5                  | Nafziger   | 17 |
| Crowder         | 4.5                  | Obrodovich | 16 |
| Three tied with | 2.0                  | Bonness    | 14 |

|                  |             |
|------------------|-------------|
| <b>BUCANEERS</b> | <b>40.0</b> |
| OPPONENTS        | 12.0        |

| PUNTING          | NO.            | YDS.        | AVG.        | NET       | TB IN20   | LG        | BK       |   |
|------------------|----------------|-------------|-------------|-----------|-----------|-----------|----------|---|
| Blanchard        | 93             | 3,679       | 39.6        | 30.6      | 25        | 14        | 58       | 2 |
| <b>BUCANEERS</b> | <b>953,679</b> | <b>38.7</b> | <b>30.6</b> | <b>25</b> | <b>14</b> | <b>58</b> | <b>2</b> |   |
| OPPONENTS        | 104            | 4,275       | 41.1        | 35.4      | 8         | 19        | 65       | 0 |

| PUNT RETURNS     | RET.      | FC       | YDS.       | AVG.       | LONG      | TD       |
|------------------|-----------|----------|------------|------------|-----------|----------|
| Reece            | 70        | 1        | 431        | 6.2        | 17        | 0        |
| T. Davis         | 1         | 1        | 7          | 7.0        | 6         | 0        |
| <b>BUCANEERS</b> | <b>71</b> | <b>2</b> | <b>438</b> | <b>6.2</b> | <b>17</b> | <b>0</b> |
| OPPONENTS        | 47        | 8        | 270        | 5.7        | 26        | 0        |

| KICKOFF RETURNS  | NO.       | YDS.       | AVG.        | LONG      | TD       |
|------------------|-----------|------------|-------------|-----------|----------|
| Ragsdale         | 34        | 675        | 19.9        | 30        | 0        |
| Hagins           | 9         | 196        | 21.8        | 31        | 0        |
| Nafziger         | 2         | 36         | 18.0        | 19        | 0        |
| T. Davis         | 4         | 33         | 8.3         | 16        | 0        |
| Reece            | 1         | 13         | 13.0        | 13        | 0        |
| <b>BUCANEERS</b> | <b>51</b> | <b>959</b> | <b>18.8</b> | <b>31</b> | <b>0</b> |
| OPPONENTS        | 55        | 1,254      | 22.8        | 83        | 0        |

| USUAL STARTING LINEUP | DEFENSE: |                |     |    |                 |
|-----------------------|----------|----------------|-----|----|-----------------|
| WR                    | 81       | Isaac Hagins   | LE  | 60 | Wally Chambers  |
| LT                    | 75       | Dave Reavis    | DT  | 71 | Randy Crowder   |
| LG                    | 64       | Greg Horton    | RE  | 63 | Lee Roy Selmon  |
| C                     | 50       | Steve Wilson   | OLB | 57 | David Lewis     |
| RG                    | 61       | Greg Roberts   | ILB | 58 | Dewey Selmon    |
| RT                    | 73       | Charley Hannah | ILB | 54 | Richard Wood    |
| TE                    | 88       | Jimmie Giles   | OLB | 56 | Cecil Johnson   |
| WR                    | 85       | Morris Owens   | LCB | 45 | Jeris White     |
| QB                    | 12       | Doug Williams  | RCB | 40 | Mike Washington |
| RB                    | 43       | Jerry Eckwood  | SS  | 33 | Mark Cotney     |
| RB                    | 42       | Ricky Bell     | FS  | 34 | Cedric Brown    |



| DATE   | W/L | SCORE      | OPPONENT             | ATT.   |
|--------|-----|------------|----------------------|--------|
| 9/7    | W   | 17-12      | at Cincinnati        | 35,551 |
| 9/11   | W   | 10-9       | L.A. RAMS            | 66,576 |
| 9/21   | L   | 17-28      | at Dallas            | 62,750 |
| 9/28   | L   | 27-34      | CLEVELAND            | 65,540 |
| 10/6   | L   | 0-23       | at Chicago           | 61,350 |
| 10/12  | T   | 14-14 (ot) | GREEN BAY            | 64,854 |
| 10/19  | L   | 14-20      | at Houston           | 48,167 |
| 10/26  | W   | 24-23      | at San Francisco     | 51,925 |
| 11/2   | W   | 30-13      | N.Y. GIANTS          | 68,256 |
| 11/9   | L   | 21-24      | PITTSBURGH           | 71,636 |
| 11/16  | L   | 30-38      | at Minnesota         | 46,032 |
| 11/23  | L   | 10-24      | DETROIT              | 64,976 |
| 11/30  | W   | 20-17      | at Green Bay (Milw.) |        |
| 54,225 |     |            |                      |        |
| 12/7   | L   | 10-21      | MINNESOTA            | 65,649 |
| 12/14  | L   | 14-27      | at Detroit           | 77,098 |
| 12/20  | L   | 13-14      | CHICAGO              | 55,298 |

|                        | BUCS    | OPP      |
|------------------------|---------|----------|
| TOTAL FIRST DOWNS      | 281     | 313      |
| Rushing                | 102     | 126      |
| Passing                | 154     | 168      |
| Penalty                | 25      | 19       |
| 3rd Down: Made/Att.    | 99/241  | 110/250  |
| TOTAL NET YARDS        | 5,059   | 5,405    |
| Avg. Per Game          | 316.2   | 337.3    |
| Total Plays            | 1,031   | 1,088    |
| Avg. Per Play          | 4.91    | 4.97     |
| NET YARDS RUSHING      | 1,839   | 2,101    |
| Avg. Per Game          | 114.9   | 131.3    |
| Total Rushes           | 477     | 548      |
| NET YARDS PASSING      | 3,220   | 3,304    |
| Avg. Per Game          | 201.3   | 206.5    |
| Sacked/Yards Lost      | 24/194  | 24/173   |
| Gross Yards            | 3,414   | 3,477    |
| Att./Completions       | 530/256 | 516/328  |
| Completion Pct.        | 48.3    | 63.6     |
| Had Intercepted        | 17      | 15       |
| PUNTS/AVERAGE          | 89/41.8 | 89/42.0  |
| NET PUNTING AVG.       | 33.2    | 34.9     |
| PENALTIES / YARDS      | 90/840  | 117/1077 |
| FUMBLES / FUMBLES LOST | 28/21   | 32/13    |
| TOUCHDOWNS             | 32      | 40       |
| Rushing                | 9       | 20       |
| Passing                | 20      | 17       |
| Returns                | 3       | 3        |

| BY QUARTERS       | 1         | 2         | 3         | 4         | OT       | TOT        |
|-------------------|-----------|-----------|-----------|-----------|----------|------------|
| <b>BUCCANEERS</b> | <b>73</b> | <b>88</b> | <b>34</b> | <b>76</b> | <b>0</b> | <b>271</b> |
| OPPONENTS         | 58        | 108       | 76        | 99        | 0        | 341        |

| SCORING           | TD        | R        | P         | RT       | PAT          | FG           | S        | PTS        |
|-------------------|-----------|----------|-----------|----------|--------------|--------------|----------|------------|
| Yepremian         | 0         | 0        | 0         | 0        | 31/32        | 16/23        | 0        | 79         |
| House             | 5         | 0        | 5         | 0        | 0/0          | 0/0          | 0        | 30         |
| Jones             | 5         | 0        | 5         | 0        | 0/0          | 0/0          | 0        | 30         |
| Williams          | 4         | 4        | 0         | 0        | 0/0          | 0/0          | 0        | 24         |
| Giles             | 4         | 0        | 4         | 0        | 0/0          | 0/0          | 0        | 24         |
| <b>BUCCANEERS</b> | <b>32</b> | <b>9</b> | <b>20</b> | <b>3</b> | <b>31/32</b> | <b>16/23</b> | <b>0</b> | <b>271</b> |
| OPPONENTS         | 40        | 20       | 17        | 3        | 39/40        | 20/33        | 1        | 341        |

| FIELD GOALS       | 1/19       | 20/29      | 30/39      | 40/49      | 50+ LONG   |
|-------------------|------------|------------|------------|------------|------------|
| Yepremian         | 1/1        | 7/8        | 7/9        | 1/5        | 0/0        |
| <b>BUCCANEERS</b> | <b>1/1</b> | <b>7/8</b> | <b>7/9</b> | <b>1/5</b> | <b>0/0</b> |
| OPPONENTS         | 2/2        | 5/6        | 8/12       | 5/12       | 0/1        |

| RUSHING           | NO.        | YDS.         | AVG.       | LONG      | TD       |
|-------------------|------------|--------------|------------|-----------|----------|
| Bell              | 174        | 599          | 3.4        | 40        | 2        |
| Eckwood           | 149        | 504          | 3.4        | 35t       | 2        |
| Williams          | 58         | 370          | 6.4        | 27        | 4        |
| Berns             | 39         | 131          | 3.4        | 17        | 0        |
| J. Davis          | 39         | 130          | 3.3        | 8         | 1        |
| <b>BUCCANEERS</b> | <b>477</b> | <b>1,839</b> | <b>3.9</b> | <b>40</b> | <b>9</b> |
| OPPONENTS         | 548        | 2,101        | 3.8        | 56        | 20       |

| PASSING           | ATT.       | CMP.       | YDS.         | CMP%        | YDS/ATT     | TD        | TD%        | INT       | INT%       | LONG      | SK/LOST       | RTG         |
|-------------------|------------|------------|--------------|-------------|-------------|-----------|------------|-----------|------------|-----------|---------------|-------------|
| Williams          | 521        | 254        | 3,396        | 48.8        | 6.52        | 20        | 3.8        | 16        | 3.1        | 61        | 23/194        | 69.7        |
| <b>BUCCANEERS</b> | <b>530</b> | <b>256</b> | <b>3,414</b> | <b>48.3</b> | <b>6.44</b> | <b>20</b> | <b>3.8</b> | <b>17</b> | <b>3.2</b> | <b>61</b> | <b>24/194</b> | <b>68.5</b> |
| OPPONENTS         | 516        | 328        | 3,477        | 63.6        | 6.74        | 17        | 3.3        | 15        | 2.9        | 50        | 24/173        | 82.1        |

| RECEIVING         | NO.        | YDS.         | AVG.        | LONG      | TD        |
|-------------------|------------|--------------|-------------|-----------|-----------|
| Jones             | 48         | 669          | 13.9        | 41t       | 5         |
| Eckwood           | 47         | 475          | 10.1        | 40        | 1         |
| Bell              | 38         | 292          | 7.7         | 22        | 1         |
| Giles             | 33         | 602          | 18.2        | 51        | 4         |
| House             | 24         | 531          | 22.1        | 61        | 5         |
| <b>BUCCANEERS</b> | <b>256</b> | <b>3,414</b> | <b>13.3</b> | <b>61</b> | <b>20</b> |
| OPPONENTS         | 328        | 3,477        | 10.6        | 50        | 17        |

| INTERCEPTIONS     | NO.       | YDS.       | AVG.        | LONG       | TD       |
|-------------------|-----------|------------|-------------|------------|----------|
| Washington        | 4         | 30         | 7.5         | 16         | 0        |
| Wood              | 3         | 76         | 25.3        | 55t        | 1        |
| Cotney            | 3         | 28         | 9.3         | 21         | 0        |
| Colzie            | 1         | 39         | 39.0        | 39         | 0        |
| Brantley          | 1         | 6          | 6.0         | 6          | 0        |
| <b>BUCCANEERS</b> | <b>15</b> | <b>179</b> | <b>11.9</b> | <b>55t</b> | <b>1</b> |
| OPPONENTS         | 17        | 185        | 10.9        | 44         | 0        |

| TACKLES     | SOLO | ASST. | TOTAL |
|-------------|------|-------|-------|
| Wood        | N/A  | N/A   | 114   |
| Cotney      | N/A  | N/A   | 105   |
| D. Lewis    | N/A  | N/A   | 101   |
| D. Selmon   | N/A  | N/A   | 99    |
| L.R. Selmon | N/A  | N/A   | 97    |

| SACKS       | SPECIAL TEAM TACKLES |            |    |
|-------------|----------------------|------------|----|
| L.R. Selmon | 9.0                  | Hawkins    | 23 |
| Logan       | 4.0                  | Reece      | 22 |
| Johnson     | 3.0                  | Colzie     | 17 |
| Kollar      | 3.0                  | Obradovich | 16 |
| Stalls      | 3.0                  | A. Brown   | 15 |
|             |                      | T. Davis   | 15 |

| BUCCANEERS | NO.  | YDS. | AVG. | NET | TB IN20 | LG | BK |
|------------|------|------|------|-----|---------|----|----|
| OPPONENTS  | 24.0 |      |      |     |         |    |    |

| PUNTING           | NO.       | YDS.         | AVG.        | NET         | TB IN20   | LG        | BK        |
|-------------------|-----------|--------------|-------------|-------------|-----------|-----------|-----------|
| Blanchard         | 88        | 3,722        | 42.3        | 33.2        | 12        | 18        | 62        |
| <b>BUCCANEERS</b> | <b>89</b> | <b>3,722</b> | <b>41.8</b> | <b>33.2</b> | <b>12</b> | <b>18</b> | <b>62</b> |
| OPPONENTS         | 89        | 3,738        | 42.0        | 34.9        | 16        | 15        | 61        |

| PUNT RETURNS      | RET.      | FC       | YDS.       | AVG.       | LONG      | TD       |
|-------------------|-----------|----------|------------|------------|-----------|----------|
| Reece             | 57        | 1        | 313        | 5.5        | 19        | 0        |
| T. Davis          | 0         | 1        | 0          | 0.0        | 0         | 0        |
| <b>BUCCANEERS</b> | <b>57</b> | <b>2</b> | <b>313</b> | <b>5.5</b> | <b>19</b> | <b>0</b> |
| OPPONENTS         | 54        | 4        | 529        | 9.8        | 53t       | 1        |

| KICKOFF RETURNS   | NO.       | YDS.         | AVG.        | LONG      | TD       |
|-------------------|-----------|--------------|-------------|-----------|----------|
| G. Davis          | 44        | 951          | 21.6        | 54        | 0        |
| Reece             | 7         | 128          | 18.3        | 23        | 0        |
| Hagins            | 4         | 82           | 20.5        | 23        | 0        |
| T. Davis          | 4         | 58           | 14.5        | 16        | 0        |
| Obradovich        | 5         | 46           | 9.2         | 15        | 0        |
| <b>BUCCANEERS</b> | <b>67</b> | <b>1,294</b> | <b>19.3</b> | <b>54</b> | <b>0</b> |
| OPPONENTS         | 62        | 1,417        | 22.9        | 91t       | 1        |

| USUAL STARTING LINEUP |    |                |     | OFFENSE: |                 |  |  | DEFENSE: |  |  |  |
|-----------------------|----|----------------|-----|----------|-----------------|--|--|----------|--|--|--|
| WR                    | 84 | Gordon Jones   | LE  | 77       | Bill Kollar     |  |  |          |  |  |  |
| LT                    | 75 | Dave Reavis    | NT  | 76       | David Logan     |  |  |          |  |  |  |
| LG                    | 68 | George Yarno   | RE  | 63       | Lee Roy Selmon  |  |  |          |  |  |  |
| C                     | 50 | Steve Wilson   | OLB | 57       | David Lewis     |  |  |          |  |  |  |
| RG                    | 72 | Ray Snell      | ILB | 58       | Dewey Selmon    |  |  |          |  |  |  |
| RT                    | 73 | Charley Hannah | ILB | 54       | Richard Wood    |  |  |          |  |  |  |
| TE                    | 88 | Jimmie Giles   | OLB | 56       | Cecil Johnson   |  |  |          |  |  |  |
| WR                    | 81 | Isaac Hagins   | LCB | 25       | Curtis Jordan   |  |  |          |  |  |  |
| QB                    | 12 | Doug Williams  | RCB | 40       | Mike Washington |  |  |          |  |  |  |
| RB                    | 42 | Ricky Bell     | SS  | 33       | Mark Cotney     |  |  |          |  |  |  |
| RB                    | 43 | Jerry Eckwood  | FS  | 34       | Cedric Brown    |  |  |          |  |  |  |

## 1981

## RECORD: 9-7 HEAD COACH: JOHN MCKAY

| DATE            | W/L | SCORE | OPPONENT        | ATT.   |
|-----------------|-----|-------|-----------------|--------|
| 9/5             | W   | 21-13 | MINNESOTA       | 66,287 |
| 9/13            | L   | 10-19 | at Kansas City  | 50,555 |
| 9/20            | L   | 17-28 | at Chicago      | 60,130 |
| 9/27            | W   | 20-10 | ST. LOUIS       | 65,850 |
| 10/4            | W   | 28-10 | DETROIT         | 71,733 |
| 10/11           | W   | 21-10 | at Green Bay    | 52,264 |
| 10/18           | L   | 16-18 | at Oakland      | 42,288 |
| 10/25           | L   | 10-20 | at Philadelphia | 70,174 |
| 11/1            | W   | 20-10 | CHICAGO         | 68,688 |
| 11/8            | L   | 10-25 | at Minnesota    | 47,038 |
| 11/15           | L   | 7-24  | DENVER          | 64,516 |
| 11/22           | W   | 37-3  | GREEN BAY       | 63,251 |
| 11/29           | W   | 31-14 | at New Orleans  | 62,209 |
| 12/6            | W   | 24-23 | ATLANTA         | 69,221 |
| 12/13           | L   | 23-24 | SAN DIEGO       | 67,388 |
| 12/20           | W   | 20-17 | at Detroit      | 80,444 |
| <b>PLAYOFFS</b> |     |       |                 |        |
| 1/2             | L   | 0-38  | at Dallas       | 64,848 |

|                      | BUCS    | OPP     |
|----------------------|---------|---------|
| TOTAL FIRST DOWNS    | 269     | 320     |
| Rushing              | 95      | 123     |
| Passing              | 159     | 174     |
| Penalty              | 15      | 23      |
| 3rd Down: Made/Att.  | 63/195  | 93/238  |
| TOTAL NET YARDS      | 5,160   | 5,312   |
| Avg. Per Game        | 322.5   | 332.0   |
| Total Plays          | 950     | 1,115   |
| Avg. Per Play        | 5.43    | 4.76    |
| NET YARDS RUSHING    | 1,731   | 2,172   |
| Avg. Per Game        | 108.2   | 135.8   |
| Total Rushes         | 458     | 551     |
| NET YARDS PASSING    | 3,429   | 3,140   |
| Avg. Per Game        | 214.3   | 196.3   |
| Sacked /Yards Lost   | 19/136  | 23/157  |
| Gross Yards          | 3,565   | 3,297   |
| Att./Completions     | 473/239 | 541/317 |
| Completion Pct.      | 50.5    | 58.6    |
| Had Intercepted      | 14      | 32      |
| PUNTS/AVERAGE        | 82/41.2 | 73/41.2 |
| NET PUNTING AVG.     | 31.5    | 34.0    |
| PENALTIES/YARDS      | 89/779  | 79/650  |
| FUMBLES/FUMBLES LOST | 27/14   | 32/14   |
| TOUCHDOWNS           | 38      | 27      |
| Rushing              | 13      | 16      |
| Passing              | 20      | 10      |
| Returns              | 5       | 1       |

| BY QUARTERS | 1  | 2  | 3  | 4   | OT | TOT |
|-------------|----|----|----|-----|----|-----|
| BUCCANEERS  | 54 | 82 | 58 | 121 | 0  | 315 |
| OPPONENTS   | 66 | 70 | 47 | 85  | 0  | 268 |

| SCORING    | TD | R  | P  | RT | PAT   | FG    | S | PTS |
|------------|----|----|----|----|-------|-------|---|-----|
| Capece     | 0  | 0  | 0  | 0  | 30/32 | 15/24 | 0 | 75  |
| House      | 9  | 0  | 9  | 0  | 0/0   | 0/0   | 0 | 54  |
| Giles      | 6  | 0  | 6  | 0  | 0/0   | 0/0   | 0 | 36  |
| Wilder     | 5  | 4  | 1  | 0  | 0/0   | 0/0   | 0 | 30  |
| Williams   | 4  | 4  | 0  | 0  | 0/0   | 0/0   | 0 | 24  |
| BUCCANEERS | 38 | 13 | 20 | 5  | 36/38 | 17/28 | 0 | 315 |
| OPPONENTS  | 27 | 16 | 10 | 1  | 27/27 | 25/33 | 2 | 268 |

| FIELD GOALS | 1/19 | 20/29 | 30/39 | 40/49 | 50+ | LONG |
|-------------|------|-------|-------|-------|-----|------|
| Capece      | 0/0  | 5/7   | 3/5   | 5/10  | 2/2 | 51   |
| Yeprerman   | 0/0  | 0/0   | 1/1   | 1/3   | 0/0 | 44   |
| BUCCANEERS  | 0/0  | 5/7   | 4/6   | 6/13  | 2/2 | 51   |
| OPPONENTS   | 0/0  | 6/6   | 7/9   | 9/13  | 3/5 | 53   |

| PASSING    | ATT. | CMP. | YDS.  | CMP% | YDS/ATT | TD | TD% | INT | INT% | LONG | SK/LOST | RTG  |
|------------|------|------|-------|------|---------|----|-----|-----|------|------|---------|------|
| Williams   | 471  | 238  | 3,563 | 50.5 | 7.56    | 19 | 4.0 | 14  | 3.0  | 84t  | 18/135  | 76.5 |
| BUCCANEERS | 473  | 239  | 3,565 | 50.5 | 7.54    | 20 | 4.2 | 14  | 3.0  | 84t  | 19/136  | 77.1 |
| OPPONENTS  | 541  | 317  | 3,297 | 58.6 | 6.09    | 10 | 1.8 | 32  | 5.9  | 59   | 23/157  | 57.7 |

| RUSHING    | NO. | YDS.  | AVG. | LONG | TD |
|------------|-----|-------|------|------|----|
| Eckwood    | 172 | 651   | 3.8  | 59   | 2  |
| Owens      | 91  | 406   | 4.5  | 35t  | 3  |
| Wilder     | 107 | 370   | 3.5  | 23t  | 4  |
| Williams   | 48  | 209   | 4.4  | 29   | 4  |
| R. Bell    | 30  | 80    | 2.7  | 8    | 0  |
| BUCCANEERS | 458 | 1,731 | 3.8  | 59   | 13 |
| OPPONENTS  | 551 | 2,172 | 3.9  | 34   | 16 |

| RECEIVING  | NO. | YDS.  | AVG. | LONG | TD |
|------------|-----|-------|------|------|----|
| House      | 56  | 1176  | 21.0 | 84t  | 9  |
| Giles      | 45  | 786   | 17.5 | 81t  | 6  |
| Wilder     | 48  | 507   | 10.6 | 38   | 1  |
| T. Bell    | 21  | 318   | 15.1 | 58t  | 2  |
| Jones      | 20  | 276   | 13.8 | 44   | 1  |
| BUCCANEERS | 239 | 3,565 | 14.9 | 84t  | 20 |
| OPPONENTS  | 317 | 3,297 | 10.4 | 59   | 10 |

| INTERCEPTIONS | NO. | YDS. | AVG. | LONG | TD |
|---------------|-----|------|------|------|----|
| Brown         | 9   | 215  | 23.9 | 81t  | 2  |
| Washington    | 6   | 156  | 26.0 | 34   | 1  |
| Colzie        | 6   | 110  | 18.3 | 82t  | 1  |
| Johnson       | 5   | 84   | 16.8 | 36   | 0  |
| Green         | 2   | 56   | 28.0 | 50   | 0  |
| BUCCANEERS    | 32  | 648  | 20.3 | 82t  | 4  |
| OPPONENTS     | 14  | 179  | 12.8 | 39   | 0  |

| TACKLES    | SOLO | ASST. | TOTAL |
|------------|------|-------|-------|
| C. Johnson | N/A  | N/A   | 174   |
| Green      | N/A  | N/A   | 151   |
| Wood       | N/A  | N/A   | 140   |
| Logan      | N/A  | N/A   | 115   |
| Thomas     | N/A  | N/A   | 81    |

| SACKS             | SPECIAL TEAM TACKLES |            |    |
|-------------------|----------------------|------------|----|
| L.R. Selmon       | 6.5                  | Nafziger   | 22 |
| Logan             | 5.5                  | Obrodovich | 17 |
| Green             | 3.0                  | Hawkins    | 16 |
| Hawkins           | 2.0                  | Owens      | 12 |
| Six tied with one |                      | White      | 12 |

| BUCCANEERS | 23.0 |
|------------|------|
| OPPONENTS  | 19.0 |

| PUNTING    | NO. | YDS.  | AVG. | NET  | TB | IN20 | LG | BK |
|------------|-----|-------|------|------|----|------|----|----|
| Swider     | 58  | 2,476 | 42.7 | 34.3 | 4  | 13   | 62 | 2  |
| Blanchard  | 22  | 899   | 40.9 | 27.3 | 2  | 4    | 58 | 0  |
| BUCCANEERS | 82  | 3,375 | 41.2 | 31.5 | 6  | 17   | 62 | 2  |
| OPPONENTS  | 73  | 3,006 | 41.2 | 34.0 | 14 | 18   | 57 | 0  |

| PUNT RETURNS | RET. | FC | YDS. | AVG. | LONG | TD |
|--------------|------|----|------|------|------|----|
| T. Bell      | 27   | 0  | 132  | 4.9  | 13   | 0  |
| Holt         | 9    | 3  | 100  | 11.1 | 56   | 0  |
| BUCCANEERS   | 38   | 3  | 244  | 6.4  | 56   | 0  |
| OPPONENTS    | 52   | 6  | 668  | 12.8 | 88t  | 1  |

| KICKOFF RETURNS | NO. | YDS. | AVG. | LONG | TD |
|-----------------|-----|------|------|------|----|
| Owens           | 24  | 473  | 19.7 | 34   | 0  |
| Holt            | 11  | 274  | 24.9 | 40   | 0  |
| G. Davis        | 5   | 81   | 16.2 | 21   | 0  |
| T. Davis        | 3   | 51   | 17.0 | 21   | 0  |
| Wilder          | 1   | 19   | 19.0 | 19   | 0  |

| BUCCANEERS | 46 | 912   | 19.8 | 40 | 0 |
|------------|----|-------|------|----|---|
| OPPONENTS  | 64 | 1,332 | 20.8 | 43 | 0 |

| USUAL STARTING LINEUP |    |                | DEFENSE: |    |                 |
|-----------------------|----|----------------|----------|----|-----------------|
| WR                    | 83 | Theo Bell      | LE       | 77 | Bill Kollar     |
| LT                    | 74 | Gene Sanders   | NT       | 76 | David Logan     |
| LG                    | 72 | Ray Snell      | RE       | 63 | Lee Roy Selmon  |
| C                     | 50 | Steve Wilson   | OLB      | 59 | Andy Hawkins    |
| RG                    | 61 | Greg Roberts   | ILB      | 56 | Cecil Johnson   |
| RT                    | 73 | Charley Hannah | ILB      | 54 | Richard Wood    |
| TE                    | 88 | Jimmie Giles   | OLB      | 53 | Hugh Green      |
| WR                    | 89 | Kevin House    | LCB      | 41 | Norris Thomas   |
| QB                    | 12 | Doug Williams  | RCB      | 40 | Mike Washington |
| FB                    | 32 | James Wilder   | SS       | 20 | Neal Colzie     |
| RB                    | 43 | Jerry Eckwood  | FS       | 34 | Cedric Brown    |
|                       | 26 | James Owens    |          |    |                 |

| DATE  | W/L | SCORE      | OPPONENT       | ATT.   |
|-------|-----|------------|----------------|--------|
| 9/12  | L   | 10-17      | at Minnesota   | 58,440 |
| 9/19  | L   | 13-21      | WASHINGTON     | 66,187 |
| 11/21 | L   | 9-14       | at Dallas      | 49,578 |
| 11/29 | W   | 23-17      | MIAMI          | 65,854 |
| 12/5  | W   | 13-10      | at New Orleans | 61,709 |
| 12/12 | L   | 17-32      | at N.Y. Jets   | 28,147 |
| 12/19 | W   | 24-23      | BUFFALO        | 62,510 |
| 12/26 | W   | 23-21      | DETROIT        | 65,997 |
| 1/2   | W   | 26-23 (ot) | CHICAGO        | 68,112 |

**PLAYOFFS**

|     |   |       |           |        |
|-----|---|-------|-----------|--------|
| 1/9 | L | 17-30 | at Dallas | 65,042 |
|-----|---|-------|-----------|--------|

|  | BUCS | OPP |
|--|------|-----|
|--|------|-----|

|                      |         |         |
|----------------------|---------|---------|
| TOTAL FIRST DOWNS    | 163     | 159     |
| Rushing              | 52      | 72      |
| Passing              | 105     | 76      |
| Penalty              | 6       | 11      |
| 3rd Down: Made/Att.  | 48/126  | 47/122  |
| 4th Down: Made/Att.  | 8/9     | 7/9     |
| POSSESSION AVG.      | 29:35   | 30:25   |
| TOTAL NET YARDS      | 2,895   | 2,442   |
| Avg. Per Game        | 321.7   | 271.3   |
| Total Plays          | 587     | 564     |
| Avg. Per Play        | 4.93    | 4.33    |
| NET YARDS RUSHING    | 952     | 1,058   |
| Avg. Per Game        | 105.8   | 117.6   |
| Total Rushes         | 268     | 285     |
| NET YARDS PASSING    | 1,943   | 1,384   |
| Avg. Per Game        | 215.9   | 153.8   |
| Sacked /Yards Lost   | 11/128  | 25/224  |
| Gross Yards          | 2,071   | 1,608   |
| Att./Completions     | 308/164 | 254/145 |
| Completion Pct.      | 53.2    | 57.1    |
| Had Intercepted      | 11      | 11      |
| PUNTS/AVERAGE        | 40/40.5 | 42/43.4 |
| NET PUNTING AVG.     | 32.7    | 37.2    |
| PENALTIES/YARDS      | 38/297  | 38/425  |
| FUMBLES/FUMBLES LOST | 28/12   | 15/10   |
| TOUCHDOWNS           | 15      | 21      |
| Rushing              | 6       | 9       |
| Passing              | 9       | 10      |
| Returns              | 0       | 2       |

| BY QUARTERS       | 1        | 2         | 3         | 4         | OT       | TOT        |
|-------------------|----------|-----------|-----------|-----------|----------|------------|
| <b>BUCCANEERS</b> | <b>9</b> | <b>40</b> | <b>51</b> | <b>55</b> | <b>3</b> | <b>158</b> |
| OPPONENTS         | 46       | 53        | 43        | 36        | 0        | 178        |

| SCORING           | TD        | R        | P        | RT       | PAT          | FG           | S        | PTS        |
|-------------------|-----------|----------|----------|----------|--------------|--------------|----------|------------|
| Capece            | 0         | 0        | 0        | 0        | 14/14        | 18/23        | 0        | 68         |
| Wilder            | 4         | 3        | 1        | 0        | 0/0          | 0/0          | 0        | 24         |
| Giles             | 3         | 0        | 3        | 0        | 0/0          | 0/0          | 0        | 18         |
| House             | 2         | 0        | 2        | 0        | 0/0          | 0/0          | 0        | 12         |
| Carver            | 2         | 1        | 1        | 0        | 0/0          | 0/0          | 0        | 12         |
| <b>BUCCANEERS</b> | <b>15</b> | <b>6</b> | <b>9</b> | <b>0</b> | <b>14/15</b> | <b>18/23</b> | <b>0</b> | <b>158</b> |
| OPPONENTS         | 21        | 9        | 10       | 2        | 16/21        | 12/17        | 0        | 178        |

| FIELD GOALS       | 1/19       | 20/29        | 30/39      | 40/49      | 50+        | LONG      |
|-------------------|------------|--------------|------------|------------|------------|-----------|
| Capece            | 0/0        | 10/11        | 5/6        | 1/3        | 2/3        | 51        |
| <b>BUCCANEERS</b> | <b>0/0</b> | <b>10/11</b> | <b>5/6</b> | <b>1/3</b> | <b>2/3</b> | <b>51</b> |
| OPPONENTS         | 2/2        | 3/3          | 3/4        | 4/6        | 0/2        | 49        |

| RUSHING           | NO.        | YDS.       | AVG.       | LONG      | TD       |
|-------------------|------------|------------|------------|-----------|----------|
| Wilder            | 83         | 324        | 3.9        | 47        | 3        |
| Owens             | 76         | 238        | 3.1        | 14        | 0        |
| Carver            | 70         | 229        | 3.3        | 13t       | 1        |
| Williams          | 35         | 158        | 4.5        | 14        | 2        |
| Morton            | 2          | 3          | 1.5        | 2         | 0        |
| <b>BUCCANEERS</b> | <b>268</b> | <b>952</b> | <b>3.6</b> | <b>47</b> | <b>6</b> |
| OPPONENTS         | 285        | 1,058      | 3.7        | 25        | 9        |

| PASSING           | ATT.       | CMP.       | YDS.         | CMP%        | YDS/ATT     | TD       | TD%        | INT       | INT%       | LONG       | SK/LOST       | RTG         |
|-------------------|------------|------------|--------------|-------------|-------------|----------|------------|-----------|------------|------------|---------------|-------------|
| Williams          | 307        | 164        | 2,071        | 53.4        | 6.75        | 9        | 2.9        | 11        | 3.6        | 62t        | 11/128        | 69.4        |
| <b>BUCCANEERS</b> | <b>308</b> | <b>164</b> | <b>2,071</b> | <b>53.2</b> | <b>6.72</b> | <b>9</b> | <b>2.9</b> | <b>11</b> | <b>3.6</b> | <b>62t</b> | <b>11/128</b> | <b>69.1</b> |
| OPPONENTS         | 254        | 145        | 1,608        | 57.1        | 6.33        | 10       | 3.9        | 11        | 4.3        | 49         | 25/224        | 71.1        |

| RECEIVING         | NO.        | YDS.         | AVG.        | LONG       | TD       |
|-------------------|------------|--------------|-------------|------------|----------|
| Wilder            | 53         | 466          | 8.8         | 32         | 1        |
| Giles             | 28         | 499          | 17.8        | 48         | 3        |
| House             | 28         | 438          | 15.6        | 62t        | 2        |
| T. Bell           | 15         | 203          | 13.5        | 25         | 0        |
| Jones             | 14         | 205          | 14.6        | 26         | 1        |
| <b>BUCCANEERS</b> | <b>164</b> | <b>2,071</b> | <b>12.6</b> | <b>62t</b> | <b>9</b> |
| OPPONENTS         | 145        | 1,608        | 11.1        | 49         | 10       |

| INTERCEPTIONS     | NO.       | YDS.       | AVG.        | LONG      | TD       |
|-------------------|-----------|------------|-------------|-----------|----------|
| Colzie            | 3         | 64         | 21.3        | 51        | 0        |
| C. Brown          | 3         | 31         | 10.3        | 24        | 0        |
| Washington        | 3         | 13         | 4.3         | 13        | 0        |
| Green             | 1         | 31         | 31.0        | 31        | 0        |
| Thomas            | 1         | 0          | 0.0         | 0         | 0        |
| <b>BUCCANEERS</b> | <b>11</b> | <b>139</b> | <b>12.6</b> | <b>51</b> | <b>0</b> |
| OPPONENTS         | 11        | 114        | 10.4        | 39t       | 1        |

| TACKLES  | SOLO | ASST. | TOTAL |
|----------|------|-------|-------|
| Green    | N/A  | N/A   | 71    |
| Johnson  | N/A  | N/A   | 70    |
| Brantley | N/A  | N/A   | 62    |
| Logan    | N/A  | N/A   | 61    |
| Selmon   | N/A  | N/A   | 58    |

| SACKS   | SPECIAL TEAM TACKLES |    |
|---------|----------------------|----|
| Stalls  | Davis                | 10 |
| Logan   | Cotney               | 10 |
| Selmon  | Morris               | 9  |
| Green   | Smith                | 8  |
| Hawkins | Obradovich           | 7  |

**BUCCANEERS 25.0**  
OPPONENTS 11.0

| PUNTING           | NO.       | YDS.         | AVG.        | NET         | TB       | IN20LG   | BK        |
|-------------------|-----------|--------------|-------------|-------------|----------|----------|-----------|
| Swider            | 39        | 1,620        | 41.5        | 32.7        | 6        | 6        | 59        |
| <b>BUCCANEERS</b> | <b>40</b> | <b>1,620</b> | <b>40.5</b> | <b>32.7</b> | <b>6</b> | <b>6</b> | <b>59</b> |
| OPPONENTS         | 42        | 1,824        | 43.4        | 37.2        | 6        | 9        | 59        |

| PUNT RETURNS      | RET.      | FC       | YDS.       | AVG.       | LONG      | TD       |
|-------------------|-----------|----------|------------|------------|-----------|----------|
| Holt              | 16        | 0        | 81         | 5.1        | 22        | 0        |
| T. Bell           | 9         | 1        | 62         | 6.9        | 14        | 0        |
| <b>BUCCANEERS</b> | <b>25</b> | <b>1</b> | <b>143</b> | <b>5.7</b> | <b>22</b> | <b>0</b> |
| OPPONENTS         | 23        | 2        | 192        | 8.3        | 22        | 0        |

| KICKOFF RETURNS   | NO.       | YDS.       | AVG.        | LONG      | TD       |
|-------------------|-----------|------------|-------------|-----------|----------|
| Morton            | 21        | 361        | 17.2        | 26        | 0        |
| Carver            | 3         | 62         | 20.7        | 25        | 0        |
| Owens             | 3         | 52         | 17.3        | 27        | 0        |
| J. R. Smith       | 3         | 47         | 15.7        | 24        | 0        |
| Yarno             | 1         | 14         | 14.0        | 14        | 0        |
| <b>BUCCANEERS</b> | <b>33</b> | <b>548</b> | <b>16.6</b> | <b>27</b> | <b>0</b> |
| OPPONENTS         | 40        | 870        | 21.8        | 50        | 0        |

| USUAL STARTING LINEUP | OFFENSE:          | DEFENSE:               |
|-----------------------|-------------------|------------------------|
| WR                    | 84 Gordon Jones   | LE 65 Dave Stalls      |
| LT                    | 75 Dave Reavis    | NT 76 David Logan      |
| LG                    | 72 Ray Snell      | RE 63 Lee Roy Selmon   |
| C                     | 50 Steve Wilson   | OLB 59 Andy Hawkins    |
| RG                    | 61 Greg Roberts   | ILB 56 Cecil Johnson   |
| RT                    | 76 Charley Hannah | ILB 52 Scot Brantley   |
| TE                    | 88 Jimmie Giles   | OLB 53 Hugh Green      |
| WR                    | 89 Kevin House    | LCB 41 Norris Thomas   |
| QB                    | 12 Doug Williams  | RCB 41 Mike Washington |
| FB                    | 32 James Wilder   | SS 20 Neal Colzie      |
| RB                    | 26 James Owens    | FS 34 Cedric Brown     |

## 1983

## RECORD: 2-14

## HEAD COACH: JOHN MCKAY

| DATE  | W/L | SCORE      | OPPONENT         | ATT.   |
|-------|-----|------------|------------------|--------|
| 9/4   | L   | 0-11       | DETROIT          | 62,154 |
| 9/11  | L   | 10-17      | at Chicago       | 58,186 |
| 9/18  | L   | 16-19 (ot) | MINNESOTA        | 57,567 |
| 9/25  | L   | 17-23      | CINCINNATI       | 56,023 |
| 10/2  | L   | 14-55      | at Green Bay     | 54,272 |
| 10/9  | L   | 24-27 (ot) | at Dallas        | 63,308 |
| 10/16 | L   | 27-34      | ST. LOUIS        | 48,224 |
| 10/23 | L   | 21-24      | NEW ORLEANS      | 48,242 |
| 10/30 | L   | 12-17      | at Pittsburgh    | 57,648 |
| 11/6  | W   | 17-12      | at Minnesota     | 59,239 |
| 11/13 | L   | 0-20       | at Cleveland     | 56,091 |
| 11/20 | L   | 0-27       | CHICAGO          | 36,816 |
| 11/27 | W   | 33-24      | HOUSTON          | 38,625 |
| 12/4  | L   | 21-35      | at San Francisco | 49,773 |
| 12/12 | L   | 9-12 (ot)  | GREEN BAY        | 50,763 |
| 12/18 | L   | 20-23      | at Detroit       | 78,392 |

|                      | BUCS    | OPP     |
|----------------------|---------|---------|
| TOTAL FIRST DOWNS    | 248     | 320     |
| Rushing              | 72      | 124     |
| Passing              | 156     | 172     |
| Penalty              | 20      | 24      |
| 3rd Down: Made/Att.  | 73/225  | 89/229  |
| 4th Down: Made/Att.  | 11/20   | 9/14    |
| POSSESSION AVG.      | 27:55   | 32:05   |
| TOTAL NET YARDS      | 4,477   | 5,397   |
| Avg. Per Game        | 279.8   | 337.3   |
| Total Plays          | 1,005   | 1,093   |
| Avg. Per Play        | 4.45    | 4.94    |
| NET YARDS RUSHING    | 1,353   | 2,082   |
| Avg. Per Game        | 84.6    | 130.1   |
| Total Rushes         | 428     | 561     |
| NET YARDS PASSING    | 3,124   | 3,315   |
| Avg. Per Game        | 195.3   | 207.2   |
| Sacked /Yards Lost   | 49/366  | 42/309  |
| Gross Yards          | 3,490   | 3,624   |
| Att./Completions     | 528/300 | 490/300 |
| Completion Pct.      | 56.8    | 61.2    |
| Had Intercepted      | 24      | 23      |
| PUNTS/AVERAGE        | 96/41.8 | 79/40.7 |
| NET PUNTING AVG.     | 33.0    | 33.9    |
| PENALTIES/YARDS      | 94/832  | 105/799 |
| FUMBLES/FUMBLES LOST | 39/13   | 43/18   |
| TOUCHDOWNS           | 31      | 42      |
| Rushing              | 9       | 19      |
| Passing              | 18      | 15      |
| Returns              | 4       | 8       |

| BY QUARTERS | 1  | 2   | 3  | 4   | OT | TOT |
|-------------|----|-----|----|-----|----|-----|
| BUCCANEERS  | 43 | 68  | 65 | 65  | 0  | 241 |
| OPPONENTS   | 67 | 130 | 67 | 107 | 9  | 380 |

| SCORING    | TD | R  | P  | RT | PAT   | FG    | S | PTS |
|------------|----|----|----|----|-------|-------|---|-----|
| Capece     | 0  | 0  | 0  | 0  | 23/26 | 10/23 | 0 | 53  |
| Owens      | 6  | 5  | 1  | 0  | 0/0   | 0/0   | 0 | 36  |
| Wilder     | 6  | 4  | 2  | 0  | 0/0   | 0/0   | 0 | 36  |
| House      | 5  | 0  | 5  | 0  | 0/0   | 0/0   | 0 | 30  |
| T. Bell    | 2  | 0  | 2  | 0  | 0/0   | 0/0   | 0 | 12  |
| BUCCANEERS | 31 | 9  | 18 | 4  | 25/31 | 10/24 | 0 | 241 |
| OPPONENTS  | 42 | 19 | 15 | 8  | 40/42 | 28/34 | 2 | 380 |

| FIELD GOALS | 1/19 | 20/29 | 30/39 | 40/49 | 50+ LONG |    |
|-------------|------|-------|-------|-------|----------|----|
| Capece      | 0/0  | 7/8   | 0/4   | 3/8   | 0/3      | 49 |
| Warnke      | 0/0  | 0/1   | 0/0   | 0/0   | 0/0      | 0  |
| BUCCANEERS  | 0/0  | 7/9   | 0/4   | 3/8   | 0/3      | 49 |
| OPPONENTS   | 1/1  | 8/8   | 8/10  | 7/10  | 4/5      | 52 |

| RUSHING    | NO. | YDS.  | AVG. | LONG | TD |
|------------|-----|-------|------|------|----|
| Wilder     | 161 | 640   | 4.0  | 75t  | 4  |
| Carver     | 114 | 348   | 3.1  | 16   | 0  |
| Owens      | 96  | 266   | 2.8  | 15   | 5  |
| Armstrong  | 7   | 30    | 4.3  | 7    | 0  |
| Morton     | 13  | 28    | 2.2  | 5    | 0  |
| BUCCANEERS | 428 | 1,353 | 3.2  | 75t  | 9  |
| OPPONENTS  | 561 | 2,082 | 3.7  | 39   | 19 |

| RECEIVING  | NO. | YDS.  | AVG. | LONG | TD |
|------------|-----|-------|------|------|----|
| Wilder     | 57  | 380   | 6.7  | 31   | 2  |
| Carter     | 48  | 694   | 14.5 | 56t  | 2  |
| House      | 47  | 769   | 16.4 | 74t  | 5  |
| T. Bell    | 25  | 410   | 16.4 | 52   | 2  |
| Giles      | 25  | 349   | 14.0 | 80   | 1  |
| BUCCANEERS | 300 | 3,490 | 11.6 | 80   | 18 |
| OPPONENTS  | 300 | 3,624 | 12.1 | 80t  | 15 |

| INTERCEPTIONS | NO. | YDS. | AVG. | LONG | TD |
|---------------|-----|------|------|------|----|
| B. Reece      | 6   | 70   | 11.7 | 29   | 0  |
| C. Brown      | 4   | 78   | 19.5 | 36   | 0  |
| Holt          | 3   | 43   | 14.3 | 25   | 0  |
| Green         | 2   | 54   | 27.0 | 33t  | 2  |
| Washington    | 2   | 41   | 20.5 | 25   | 0  |
| BUCCANEERS    | 23  | 367  | 16.0 | 69t  | 3  |
| OPPONENTS     | 24  | 316  | 13.2 | 70t  | 4  |

| TACKLES  | SOLO | ASST. | TOTAL |
|----------|------|-------|-------|
| Green    | N/A  | N/A   | 138   |
| J. Davis | N/A  | N/A   | 137   |
| Brantley | N/A  | N/A   | 134   |
| Logan    | N/A  | N/A   | 109   |
| Holt     | N/A  | N/A   | 78    |

| SACKS   | SPECIAL TEAM TACKLES |            |    |
|---------|----------------------|------------|----|
| Selmon  | 11.0                 | Witte      | 19 |
| Logan   | 9.5                  | Spradlin   | 14 |
| Cannon  | 5.0                  | Obrodovich | 13 |
| Green   | 3.5                  | Smith      | 12 |
| Hawkins | 3.0                  | Morris     | 12 |

| PUNTING    | NO. | YDS.  | AVG. | NET  | TB | IN20LG | BK |   |
|------------|-----|-------|------|------|----|--------|----|---|
| Garcia     | 95  | 4,008 | 42.2 | 33.0 | 12 | 16     | 64 | 1 |
| BUCCANEERS | 96  | 4,008 | 41.8 | 33.0 | 12 | 16     | 64 | 1 |
| OPPONENTS  | 79  | 3,217 | 40.7 | 33.9 | 12 | 11     | 65 | 0 |

| PUNT RETURNS | RET. | FC | YDS. | AVG. | LONG | TD |
|--------------|------|----|------|------|------|----|
| Tyler        | 27   | 5  | 208  | 7.7  | 16   | 0  |
| T. Bell      | 10   | 2  | 48   | 4.8  | 11   | 0  |
| Holt         | 5    | 0  | 43   | 8.6  | 17   | 0  |
| BUCCANEERS   | 42   | 7  | 299  | 7.1  | 17   | 0  |
| OPPONENTS    | 59   | 11 | 603  | 10.2 | 90t  | 1  |

| KICKOFF RETURNS | NO. | YDS.  | AVG. | LONG | TD |
|-----------------|-----|-------|------|------|----|
| Morton          | 30  | 689   | 23.0 | 50   | 0  |
| Owens           | 20  | 380   | 19.0 | 31   | 0  |
| Smith           | 8   | 136   | 17.0 | 43   | 0  |
| Spradlin        | 2   | 31    | 15.5 | 24   | 0  |
| O'Steen         | 2   | 30    | 15.0 | 16   | 0  |
| BUCCANEERS      | 67  | 1,310 | 19.5 | 50   | 0  |
| OPPONENTS       | 50  | 1,039 | 20.8 | 81   | 0  |

| USUAL STARTING LINEUP |                  |          |                    |
|-----------------------|------------------|----------|--------------------|
| OFFENSE:              |                  | DEFENSE: |                    |
| WR                    | 87 Gerald Carter | LE       | 78 John Cannon     |
| LT                    | 75 Dave Reavis   | NT       | 76 David Logan     |
| LG                    | 72 Ray Snell     | RE       | 63 Lee Roy Selmon  |
| C                     | 50 Steve Wilson  | OLB      | 51 Ed Judie        |
| RG                    | 62 Sean Farrell  | ILB      | 58 Jeff Davis      |
| RT                    | 70 Kelly Thomas  | ILB      | 52 Scot Brantley   |
| TE                    | 88 Jimmie Giles  | OLB      | 53 Hugh Green      |
| WR                    | 89 Kevin House   | LCB      | 21 John Holt       |
| QB                    | 14 Jack Thompson | RCB      | 40 Mike Washington |
| FB                    | 32 James Wilder  | SS       | 33 Mark Cotney     |
| RB                    | 28 Melvin Carver | FS       | 43 Beasley Reece   |

| PASSING     | ATT. | CMP. | YDS.  | CMP% | YDS/ATT | TD | TD% | INT | INT% | LONG | SK/LOST | RTG  |
|-------------|------|------|-------|------|---------|----|-----|-----|------|------|---------|------|
| J. Thompson | 423  | 249  | 2,906 | 58.9 | 6.87    | 18 | 4.3 | 21  | 5.0  | 80   | 39/289  | 73.3 |
| Golstevn    | 97   | 47   | 535   | 48.5 | 5.52    | 0  | 0.0 | 2   | 2.1  | 52   | 7/52    | 56.8 |
| BUCCANEERS  | 528  | 300  | 3,490 | 56.8 | 6.61    | 18 | 3.4 | 24  | 4.5  | 80   | 49/366  | 69.6 |
| OPPONENTS   | 490  | 300  | 3,624 | 61.2 | 7.40    | 15 | 3.1 | 23  | 4.7  | 80t  | 42/309  | 74.7 |

| DATE  | W/L | SCORE      | OPPONENT         | ATT.   |
|-------|-----|------------|------------------|--------|
| 9/2   | L   | 14-34      | at Chicago       | 58,789 |
| 9/9   | L   | 13-17      | at New Orleans   | 54,686 |
| 9/16  | W   | 21-17      | DETROIT          | 44,560 |
| 9/23  | L   | 14-17      | at N.Y. Giants   | 72,650 |
| 9/30  | W   | 30-27 (ot) | GREEN BAY        | 44,487 |
| 10/7  | W   | 35-31      | MINNESOTA        | 47,405 |
| 10/14 | L   | 7-13 (ot)  | at Detroit       | 44,308 |
| 10/21 | L   | 9-44       | CHICAGO          | 60,003 |
| 10/28 | L   | 20-24      | at Kansas City   | 41,710 |
| 11/4  | L   | 24-27      | at Minnesota     | 54,949 |
| 11/11 | W   | 20-17      | N.Y. GIANTS      | 46,534 |
| 11/18 | L   | 17-24      | at San Francisco | 57,704 |
| 11/25 | L   | 33-34      | L.A. RAMS        | 42,242 |
| 12/2  | L   | 14-27      | at Green Bay     | 46,800 |
| 12/9  | W   | 23-6       | ATLANTA          | 33,808 |
| 12/16 | W   | 41-21      | N.Y. JETS        | 43,817 |

|                      | BUCS    | OPP      |
|----------------------|---------|----------|
| TOTAL FIRST DOWNS    | 344     | 311      |
| Rushing              | 114     | 139      |
| Passing              | 209     | 157      |
| Penalty              | 21      | 15       |
| 3rd Down: Made/Att.  | 94/219  | 93/212   |
| 4th Down: Made/Att.  | 7/17    | 7/16     |
| POSSESSION AVG.      | 31:17   | 28:43    |
| TOTAL NET YARDS      | 5,321   | 5,474    |
| Avg. Per Game        | 332.6   | 342.1    |
| Total Plays          | 1,091   | 1,033    |
| Avg. Per Play        | 4.9     | 5.3      |
| NET YARDS RUSHING    | 1,776   | 2,233    |
| Avg. Per Game        | 111.0   | 139.6    |
| Total Rushes         | 483     | 511      |
| NET YARDS PASSING    | 3,545   | 3,241    |
| Avg. Per Game        | 221.6   | 202.6    |
| Sacked /Yards Lost   | 45/362  | 32/239   |
| Gross Yards          | 3,907   | 3,480    |
| Att./Completions     | 563/334 | 490/286  |
| Completion Pct.      | 59.3    | 58.4     |
| Had Intercepted      | 23      | 18       |
| PUNTS/AVERAGE        | 68/41.9 | 68/41.0  |
| NET PUNTING AVG.     | 34.7    | 35.3     |
| PENALTIES/YARDS      | 118/875 | 136/1078 |
| FUMBLES/FUMBLES LOST | 36/20   | 27/14    |
| TOUCHDOWNS           | 40      | 47       |
| Rushing              | 17      | 27       |
| Passing              | 22      | 20       |
| Returns              | 1       | 0        |

| BY QUARTERS | 1  | 2   | 3  | 4   | OT | TOT |
|-------------|----|-----|----|-----|----|-----|
| BUCCANEERS  | 57 | 102 | 64 | 109 | 3  | 335 |
| OPPONENTS   | 54 | 108 | 76 | 136 | 6  | 380 |

| SCORING    | TD | R  | P  | RT | PAT   | FG    | S | PTS |
|------------|----|----|----|----|-------|-------|---|-----|
| Airri      | 0  | 0  | 0  | 0  | 38/40 | 19/26 | 0 | 95  |
| Wilder     | 13 | 13 | 0  | 0  | 0/0   | 0/0   | 0 | 78  |
| House      | 5  | 0  | 5  | 0  | 0/0   | 0/0   | 0 | 30  |
| Carter     | 5  | 0  | 5  | 0  | 0/0   | 0/0   | 0 | 30  |
| Armstrong  | 5  | 2  | 3  | 0  | 0/0   | 0/0   | 0 | 30  |
| BUCCANEERS | 40 | 17 | 22 | 1  | 38/40 | 19/26 | 0 | 335 |
| OPPONENTS  | 47 | 27 | 20 | 0  | 44/46 | 18/27 | 0 | 380 |

| FIELD GOALS | 1/19 | 20/29 | 30/39 | 40/49 | 50+ LONG |    |
|-------------|------|-------|-------|-------|----------|----|
| Airri       | 0/0  | 7/7   | 6/7   | 6/10  | 0/2      | 49 |
| BUCCANEERS  | 0/0  | 7/7   | 6/7   | 6/10  | 0/2      | 49 |
| OPPONENTS   | 0/0  | 5/6   | 6/10  | 5/7   | 2/4      | 53 |

| RUSHING    | NO. | YDS.  | AVG. | LONG | TD |
|------------|-----|-------|------|------|----|
| Wilder     | 407 | 1,544 | 3.8  | 37   | 13 |
| DeBerg     | 28  | 59    | 2.1  | 14   | 2  |
| Carver     | 11  | 44    | 4.0  | 12   | 0  |
| Thompson   | 5   | 35    | 7.0  | 13   | 0  |
| Armstrong  | 10  | 34    | 3.4  | 12   | 2  |
| BUCCANEERS | 483 | 1,776 | 3.7  | 37   | 17 |
| OPPONENTS  | 511 | 2,233 | 4.4  | 51   | 27 |

| PASSING    | ATT. | CMP. | YDS.  | CMP% | YDS/ATT | TD | TD% | INT | INT% | LONG | SK/LOST | RTG  |
|------------|------|------|-------|------|---------|----|-----|-----|------|------|---------|------|
| DeBerg     | 509  | 308  | 3,554 | 60.5 | 6.98    | 19 | 3.7 | 18  | 3.5  | 55   | 35/308  | 79.3 |
| Thompson   | 52   | 25   | 337   | 48.1 | 6.48    | 2  | 3.8 | 5   | 9.6  | 74t  | 10/54   | 42.3 |
| BUCCANEERS | 563  | 334  | 3,907 | 59.3 | 6.94    | 22 | 3.9 | 23  | 4.1  | 74t  | 45/362  | 76.4 |
| OPPONENTS  | 490  | 286  | 3,480 | 58.4 | 7.10    | 20 | 4.1 | 18  | 3.7  | 77t  | 32/239  | 78.6 |

| RECEIVING  | NO. | YDS.  | AVG. | LONG | TD |
|------------|-----|-------|------|------|----|
| Wilder     | 85  | 685   | 8.1  | 50   | 0  |
| House      | 76  | 1,005 | 13.2 | 55   | 5  |
| Carter     | 60  | 816   | 13.6 | 74t  | 5  |
| J. Bell    | 29  | 397   | 13.7 | 26   | 4  |
| T. Bell    | 22  | 350   | 15.9 | 29   | 0  |
| BUCCANEERS | 334 | 3,907 | 11.7 | 74t  | 22 |
| OPPONENTS  | 286 | 3,480 | 12.2 | 77t  | 20 |

| INTERCEPTIONS | NO. | YDS. | AVG. | LONG | TD |
|---------------|-----|------|------|------|----|
| Cotney        | 5   | 123  | 24.6 | 29   | 0  |
| Brantley      | 3   | 55   | 18.3 | 38   | 0  |
| Castille      | 3   | 3    | 1.7  | 30   | 0  |

Seven tied with one

| BUCCANEERS | NO. | YDS. | AVG. | LONG | TD |
|------------|-----|------|------|------|----|
| BUCCANEERS | 18  | 308  | 17.1 | 38   | 1  |
| OPPONENTS  | 23  | 249  | 10.8 | 61   | 0  |

| TACKLES  | SOLO | ASST. | TOTAL |
|----------|------|-------|-------|
| Davis    | N/A  | N/A   | 165   |
| Logan    | N/A  | N/A   | 106   |
| Brantley | N/A  | N/A   | 105   |
| Selmon   | N/A  | N/A   | 100   |
| Browner  | N/A  | N/A   | 71    |

| SACKS         | NO.  | YDS. | AVG. | NET TB   | IN20LG | BK |
|---------------|------|------|------|----------|--------|----|
| Selmon        | 8.0  |      |      | Witte    | 25     |    |
| Logan         | 5.5  |      |      | Spradlin | 15     |    |
| C. Washington | 5.0  |      |      | Dixon    | 13     |    |
| Green         | 4.0  |      |      | Morton   | 12     |    |
| Cannon        | 3.5  |      |      | Harvey   | 11     |    |
| BUCCANEERS    | 32.0 |      |      |          |        |    |
| OPPONENTS     | 45.0 |      |      |          |        |    |

| PUNTING    | NO. | YDS.  | AVG. | NET  | TB | IN20LG | BK |
|------------|-----|-------|------|------|----|--------|----|
| Garcia     | 68  | 2,849 | 41.9 | 34.7 | 9  | 12     | 60 |
| BUCCANEERS | 68  | 2,849 | 41.9 | 34.7 | 9  | 12     | 60 |
| OPPONENTS  | 68  | 2,787 | 41.0 | 35.3 | 9  | 18     | 60 |

| PUNT RETURNS | RET. | FC | YDS. | AVG. | LONG | TD |
|--------------|------|----|------|------|------|----|
| Bright       | 23   | 1  | 173  | 7.5  | 21   | 0  |
| Z. Thomas    | 1    | 0  | 7    | 7.0  | 7    | 0  |
| Holt         | 7    | 3  | 19   | 2.7  | 8    | 0  |
| T. Bell      | 3    | 1  | 8    | 2.7  | 8    | 0  |

| BUCCANEERS | NO. | YDS. | AVG. | LONG | TD |
|------------|-----|------|------|------|----|
| BUCCANEERS | 34  | 5    | 207  | 6.1  | 21 |
| OPPONENTS  | 36  | 10   | 310  | 8.6  | 31 |

| KICKOFF RETURNS | NO. | YDS.  | AVG. | LONG | TD |
|-----------------|-----|-------|------|------|----|
| Morton          | 38  | 835   | 22.0 | 43   | 0  |
| Owens           | 8   | 168   | 21.0 | 36   | 0  |
| Bright          | 16  | 300   | 18.8 | 30   | 0  |
| Wood            | 5   | 43    | 8.6  | 16   | 0  |
| Spradlin        | 1   | 5     | 5.0  | 5    | 0  |
| BUCCANEERS      | 68  | 1,351 | 19.9 | 43   | 0  |
| OPPONENTS       | 67  | 1,336 | 19.9 | 47   | 0  |

| USUAL STARTING LINEUP | OFFENSE:           | DEFENSE: |                      |
|-----------------------|--------------------|----------|----------------------|
| WR                    | 89 Kevin House     | LE       | 78 John Cannon       |
| LT                    | 74 Gene Sanders    | NT       | 76 David Logan       |
| LG                    | 72 Steve Courson   | RE       | 63 Lee Roy Selmon    |
| C                     | 50 Steve Wilson    | OLB      | 57 Keith Browner     |
| RG                    | 62 Sean Farrell    | ILB      | 58 Jeff Davis        |
| RT                    | 73 Ron Heller      | ILB      | 52 Scott Brantley    |
| TE                    | 88 Jimmie Giles    | OLB      | 53 Hugh Green        |
| WR                    | 87 Gerald Carter   | LCB      | 23 Jeremiah Castille |
| QB                    | 17 Steve DeBerg    | RCB      | 21 John Holt         |
| FB                    | 46 Adger Armstrong | SS       | 43 Beasley Reece     |
| RB                    | 32 James Wilder    | FS       | 34 Cedric Brown      |

## 1985

## RECORD: 2-14 HEAD COACH: LEEMAN BENNETT

| DATE  | W/L | SCORE      | OPPONENT       | ATT.   |
|-------|-----|------------|----------------|--------|
| 9/8   | L   | 28-38      | at Chicago     | 57,828 |
| 9/15  | L   | 16-31      | MINNESOTA      | 46,188 |
| 9/22  | L   | 13-20      | at New Orleans | 45,320 |
| 9/29  | L   | 9-30       | at Detroit     | 45,023 |
| 10/6  | L   | 19-27      | CHICAGO        | 51,795 |
| 10/13 | L   | 27-31      | L.A. RAMS      | 39,607 |
| 10/20 | L   | 38-41      | at Miami       | 62,335 |
| 10/27 | L   | 14-32      | NEW ENGLAND    | 34,661 |
| 11/3  | L   | 20-22      | at N.Y. Giants | 72,031 |
| 11/10 | W   | 16-0       | ST. LOUIS      | 34,736 |
| 11/17 | L   | 28-62      | at N.Y. Jets   | 65,344 |
| 11/24 | W   | 19-16 (ot) | DENVER         | 43,471 |
| 12/1  | L   | 0-21       | at Green Bay   | 19,856 |
| 12/8  | L   | 7-26       | at Minnesota   | 51,593 |
| 12/15 | L   | 23-31      | INDIANAPOLIS   | 25,577 |
| 12/22 | L   | 17-20      | GREEN BAY      | 33,992 |

|                      | BUCS    | OPP     |
|----------------------|---------|---------|
| TOTAL FIRST DOWNS    | 291     | 351     |
| Rushing              | 95      | 146     |
| Passing              | 162     | 185     |
| Penalty              | 34      | 20      |
| 3rd Down: Made/Att.  | 76/209  | 88/212  |
| 4th Down: Made/Att.  | 11/18   | 4/7     |
| POSSESSION AVG.      | 27:55   | 32:05   |
| TOTAL NET YARDS      | 4,766   | 6,108   |
| Avg. Per Game        | 297.9   | 381.8   |
| Total Plays          | 982     | 1,087   |
| Avg. Per Play        | 4.9     | 5.6     |
| NET YARDS RUSHING    | 1,644   | 2,430   |
| Avg. Per Game        | 102.8   | 151.9   |
| Total Rushes         | 434     | 547     |
| NET YARDS PASSING    | 3,122   | 3,678   |
| Avg. Per Game        | 195.1   | 229.9   |
| Sacked /Yards Lost   | 40/301  | 35/277  |
| Gross Yards          | 3,423   | 3,955   |
| Att./Completions     | 508/269 | 505/318 |
| Completion Pct.      | 53.0    | 63.0    |
| Had Intercepted      | 26      | 18      |
| PUNTS/AVERAGE        | 79/40.9 | 59/44.2 |
| NET PUNTING AVG.     | 32.6    | 37.6    |
| PENALTIES/YARDS      | 103/733 | 114/945 |
| FUMBLES/FUMBLES LOST | 37/22   | 37/22   |
| TOUCHDOWNS           | 33      | 50      |
| Rushing              | 11      | 28      |
| Passing              | 22      | 18      |
| Returns              | 0       | 4       |

| BY QUARTERS | 1  | 2   | 3   | 4   | OT | TOT |
|-------------|----|-----|-----|-----|----|-----|
| BUCCANEERS  | 71 | 109 | 31  | 80  | 3  | 294 |
| OPPONENTS   | 75 | 144 | 110 | 119 | 0  | 448 |

| SCORING    | TD | R  | P  | RT | PAT   | FG    | S | PTS |
|------------|----|----|----|----|-------|-------|---|-----|
| Igwebuikwe | 0  | 0  | 0  | 0  | 30/32 | 22/32 | 0 | 96  |
| Wilder     | 10 | 10 | 0  | 0  | 0/0   | 0/0   | 0 | 60  |
| Giles      | 8  | 0  | 8  | 0  | 0/0   | 0/0   | 0 | 48  |
| House      | 5  | 0  | 5  | 0  | 0/0   | 0/0   | 0 | 30  |
| Carter     | 3  | 0  | 3  | 0  | 0/0   | 0/0   | 0 | 18  |
| BUCCANEERS | 33 | 11 | 22 | 0  | 30/32 | 22/32 | 0 | 294 |
| OPPONENTS  | 50 | 28 | 18 | 4  | 50/50 | 32/42 | 1 | 448 |

| FIELD GOALS | 1/19 | 20/29 | 30/39 | 40/49 | 50+ | LONG |
|-------------|------|-------|-------|-------|-----|------|
| Igwebuikwe  | 1/1  | 5/5   | 8/10  | 5/10  | 3/6 | 53   |
| BUCCANEERS  | 1/1  | 5/5   | 8/10  | 5/10  | 3/6 | 53   |
| OPPONENTS   | 0/0  | 11/14 | 14/15 | 6/10  | 1/3 | 50   |

| RUSHING    | NO. | YDS.  | AVG. | LONG | TD |
|------------|-----|-------|------|------|----|
| Wilder     | 365 | 1,300 | 3.6  | 28   | 10 |
| Young      | 40  | 233   | 5.8  | 20   | 1  |
| Springs    | 16  | 54    | 3.4  | 11   | 0  |
| DeBerg     | 9   | 28    | 3.1  | 13   | 0  |
| Carter     | 1   | 13    | 13.0 | 13   | 0  |
| BUCCANEERS | 434 | 1,644 | 3.8  | 28   | 11 |
| OPPONENTS  | 547 | 2,430 | 4.4  | 38   | 28 |

| PASSING    | ATT. | CMP. | YDS.  | CMP% | YDS/ATT | TD | TD% | INT | INT% | LONG | SK/LOST | RTG  |
|------------|------|------|-------|------|---------|----|-----|-----|------|------|---------|------|
| DeBerg     | 370  | 197  | 2,488 | 53.2 | 6.72    | 19 | 5.1 | 18  | 4.9  | 57   | 19/143  | 71.3 |
| Young      | 138  | 72   | 935   | 52.3 | 6.78    | 3  | 2.2 | 8   | 5.8  | 59   | 21/158  | 57.1 |
| BUCCANEERS | 508  | 269  | 3,423 | 53.0 | 6.74    | 22 | 4.3 | 26  | 5.1  | 59   | 40/301  | 67.5 |
| OPPONENTS  | 505  | 318  | 3,955 | 63.0 | 7.83    | 18 | 3.6 | 18  | 3.6  | 78t  | 35/277  | 84.2 |

| RECEIVING  | NO. | YDS.  | AVG. | LONG | TD |
|------------|-----|-------|------|------|----|
| Wilder     | 53  | 341   | 6.5  | 20   | 0  |
| House      | 44  | 803   | 18.3 | 55   | 5  |
| Giles      | 43  | 673   | 15.7 | 39t  | 8  |
| J. Bell    | 43  | 496   | 12.3 | 27   | 2  |
| Carter     | 40  | 557   | 13.9 | 29   | 3  |
| BUCCANEERS | 269 | 3,423 | 12.7 | 59   | 22 |
| OPPONENTS  | 318 | 3,955 | 12.4 | 78t  | 18 |

| INTERCEPTIONS     | NO. | YDS. | AVG. | LONG | TD |
|-------------------|-----|------|------|------|----|
| Castille          | 7   | 49   | 7.0  | 20   | 0  |
| Greenwood         | 5   | 15   | 3.0  | 7    | 0  |
| Six tied with one |     |      |      |      |    |
| BUCCANEERS        | 18  | 146  | 8.1  | 25   | 0  |
| OPPONENTS         | 26  | 373  | 14.3 | 46   | 4  |

| TACKLES    | SOLO | ASST. | TOTAL |
|------------|------|-------|-------|
| Davis      | N/A  | N/A   | 132   |
| Washington | N/A  | N/A   | 102   |
| Sully      | N/A  | N/A   | 98    |
| Brantley   | N/A  | N/A   | 95    |
| Logan      | N/A  | N/A   | 80    |

| SACKS      | SPECIAL TEAM TACKLES |           |    |
|------------|----------------------|-----------|----|
| Logan      | 6.5                  | Witte     | 24 |
| Cannon     | 4.5                  | Prior     | 22 |
| Holmes     | 4.5                  | Randle    | 16 |
| Morgan     | 4.0                  | Armstrong | 13 |
| Greenwood  | 3.0                  | Curry     | 10 |
| Washington | 3.0                  |           |    |
| BUCCANEERS | 35.0                 |           |    |
| OPPONENTS  | 40.0                 |           |    |

| PUNTING    | NO. | YDS.  | AVG. | NET  | TB | IN20LG | BK |   |
|------------|-----|-------|------|------|----|--------|----|---|
| Garcia     | 77  | 3,233 | 42.0 | 33.4 | 7  | 12     | 61 | 2 |
| BUCCANEERS | 79  | 3,233 | 40.9 | 32.6 | 7  | 12     | 61 | 2 |
| OPPONENTS  | 59  | 2,607 | 44.2 | 37.6 | 8  | 13     | 69 | 0 |

| PUNT RETURNS | RET. | FC | YDS. | AVG. | LONG | TD |
|--------------|------|----|------|------|------|----|
| Bright       | 12   | 2  | 124  | 10.3 | 29   | 0  |
| Prior        | 13   | 6  | 105  | 8.1  | 19   | 0  |
| BUCCANEERS   | 25   | 8  | 229  | 9.2  | 29   | 0  |
| OPPONENTS    | 47   | 7  | 519  | 11.0 | 28   | 0  |

| KICKOFF RETURNS | NO. | YDS.  | AVG. | LONG | TD |
|-----------------|-----|-------|------|------|----|
| Freeman         | 48  | 1,085 | 22.6 | 58   | 0  |
| Springs         | 5   | 112   | 22.4 | 34   | 0  |
| Bright          | 11  | 213   | 19.4 | 47   | 0  |
| Prior           | 10  | 131   | 13.1 | 29   | 0  |
| Verser          | 4   | 61    | 15.3 | 18   | 0  |
| Magee           | 2   | 20    | 10.0 | 15   | 0  |
| BUCCANEERS      | 80  | 1,622 | 20.3 | 58   | 0  |
| OPPONENTS       | 51  | 1,187 | 23.3 | 51   | 0  |

| USUAL STARTING LINEUP | DEFENSE: |               |     |    |                   |
|-----------------------|----------|---------------|-----|----|-------------------|
| WR                    | 89       | Kevin House   | LE  | 78 | John Cannon       |
| LT                    | 66       | George Yarno  | NT  | 76 | David Logan       |
| LG                    | 72       | Steve Courson | RE  | 90 | Ron Holmes        |
| C                     | 60       | Randy Grimes  | OLB | 54 | Ervin Randle      |
| RC                    | 62       | Sean Farrell  | ILB | 58 | Jeff Davis        |
| RT                    | 73       | Ron Heller    | ILB | 52 | Scott Brantley    |
| TE                    | 88       | Jimmie Giles  | OLB | 51 | Chris Washington  |
| WR                    | 87       | Gerald Carter | LCB | 23 | Jeremiah Castille |
| QB                    | 17       | Steve DeBerg  | RCB | 21 | John Holt         |
| FB                    | 82       | Jerry Bell    | SS  | 30 | David Greenwood   |
| RB                    | 32       | James Wilder  | FS  | 44 | Ivory Sully       |

| DATE  | W/L | SCORE      | OPPONENT             | ATT.   |
|-------|-----|------------|----------------------|--------|
| 9/7   | L   | 7-31       | SAN FRANCISCO        | 50,780 |
| 9/14  | L   | 10-23      | MINNESOTA            | 34,579 |
| 9/21  | W   | 24-20      | at Detroit           | 38,453 |
| 9/28  | L   | 20-23 (ot) | ATLANTA              | 38,950 |
| 10/5  | L   | 20-26 (ot) | at L.A. Rams         | 50,585 |
| 10/12 | L   | 19-30      | ST. LOUIS            | 33,307 |
| 10/19 | L   | 7-38       | at New Orleans       | 43,355 |
| 10/26 | L   | 20-27      | at Kansas City       | 36,230 |
| 11/2  | W   | 34-28      | BUFFALO              | 32,806 |
| 11/9  | L   | 3-23       | CHICAGO              | 70,097 |
| 11/16 | L   | 7-31       | at Green Bay (Milw.) | 48,271 |
| 11/23 | L   | 17-38      | DETROIT              | 30,029 |
| 11/30 | L   | 13-45      | at Minnesota         | 56,235 |
| 12/7  | L   | 14-48      | at Chicago           | 52,746 |
| 12/14 | L   | 7-21       | GREEN BAY            | 30,099 |
| 12/21 | L   | 17-21      | at St. Louis         | 23,957 |

|                      | BUCS    | OPP     |
|----------------------|---------|---------|
| TOTAL FIRST DOWNS    | 273     | 362     |
| Rushing              | 100     | 162     |
| Passing              | 142     | 177     |
| Penalty              | 31      | 23      |
| 3rd Down: Made/Att.  | 59/193  | 90/193  |
| 4th Down: Made/Att.  | 8/19    | 6/10    |
| POSSESSION AVG.      | 28:40   | 31:20   |
| TOTAL NET YARDS      | 4,361   | 6,333   |
| Avg. Per Game        | 272.6   | 395.8   |
| Total Plays          | 970     | 1,061   |
| Avg. Per Play        | 4.5     | 6.0     |
| NET YARDS RUSHING    | 1,863   | 2,648   |
| Avg. Per Game        | 116.4   | 165.5   |
| Total Rushes         | 455     | 558     |
| NET YARDS PASSING    | 2,498   | 3,685   |
| Avg. Per Game        | 156.1   | 230.3   |
| Sacked/Yards Lost    | 56/394  | 19/153  |
| Gross Yards          | 2,892   | 3,838   |
| Att./Completions     | 459/245 | 484/289 |
| Completion Pct.      | 53.4    | 59.7    |
| Had Intercepted      | 25      | 13      |
| PUNTS/AVERAGE        | 78/40.2 | 59/41.3 |
| NET PUNTING AVG.     | 32.8    | 37.4    |
| PENALTIES/YARDS      | 83/661  | 116/941 |
| FUMBLES/FUMBLES LOST | 36/17   | 39/19   |
| TOUCHDOWNS           | 27      | 59      |
| Rushing              | 12      | 31      |
| Passing              | 13      | 23      |
| Returns              | 2       | 5       |

| BY QUARTERS       | 1         | 2         | 3         | 4         | OT       | TOT        |
|-------------------|-----------|-----------|-----------|-----------|----------|------------|
| <b>BUCCANEERS</b> | <b>39</b> | <b>74</b> | <b>41</b> | <b>85</b> | <b>0</b> | <b>239</b> |
| OPPONENTS         | 111       | 105       | 103       | 145       | 0        | 473        |

| SCORING           | TD        | R         | P         | RT       | PAT          | FG           | S        | PTS        |
|-------------------|-----------|-----------|-----------|----------|--------------|--------------|----------|------------|
| Igwebuike         | 0         | 0         | 0         | 0        | 26/27        | 17/24        | 0        | 77         |
| Young             | 5         | 5         | 0         | 0        | 0/0          | 0/0          | 0        | 30         |
| Magee             | 5         | 0         | 5         | 0        | 0/0          | 0/0          | 0        | 30         |
| Wonsley           | 3         | 3         | 0         | 0        | 0/0          | 0/0          | 0        | 18         |
| Wildier           | 3         | 2         | 1         | 0        | 0/0          | 0/0          | 0        | 18         |
| <b>BUCCANEERS</b> | <b>27</b> | <b>12</b> | <b>13</b> | <b>2</b> | <b>26/27</b> | <b>17/24</b> | <b>0</b> | <b>239</b> |
| OPPONENTS         | 59        | 31        | 23        | 5        | 56/58        | 21/30        | 0        | 473        |

| FIELD GOALS       | 1/19       | 20/29      | 30/39      | 40/49      | 50+ LONG   |
|-------------------|------------|------------|------------|------------|------------|
| Igwebuike         | 0/0        | 5/5        | 7/8        | 3/6        | 2/5        |
| <b>BUCCANEERS</b> | <b>0/0</b> | <b>5/5</b> | <b>7/8</b> | <b>3/6</b> | <b>2/5</b> |
| OPPONENTS         | 0/0        | 8/9        | 8/9        | 3/6        | 2/6        |

| RUSHING           | NO.        | YDS.         | AVG.       | LONG       | TD        |
|-------------------|------------|--------------|------------|------------|-----------|
| Wildier           | 190        | 704          | 3.7        | 45t        | 2         |
| Young             | 74         | 425          | 5.7        | 31         | 5         |
| Wonsley           | 73         | 339          | 4.6        | 59t        | 3         |
| Springs           | 74         | 285          | 3.9        | 40         | 0         |
| Howard            | 30         | 110          | 3.7        | 16         | 1         |
| <b>BUCCANEERS</b> | <b>455</b> | <b>1,863</b> | <b>4.1</b> | <b>59t</b> | <b>12</b> |
| OPPONENTS         | 558        | 2,648        | 4.7        | 60         | 31        |

| PASSING           | ATT.       | CMP.       | YDS.         | CMP%        | YDS/ATT     | TD        | TD%        | INT       | INT%       | LONG      | SK/LOST       | RTG         |
|-------------------|------------|------------|--------------|-------------|-------------|-----------|------------|-----------|------------|-----------|---------------|-------------|
| Young             | 363        | 195        | 2,282        | 53.7        | 6.29        | 8         | 2.2        | 13        | 3.6        | 46        | 47/326        | 65.5        |
| DeBerg            | 96         | 50         | 610          | 52.1        | 6.35        | 5         | 5.2        | 12        | 12.5       | 45        | 9/68          | 49.7        |
| <b>BUCCANEERS</b> | <b>459</b> | <b>245</b> | <b>2,892</b> | <b>53.4</b> | <b>6.30</b> | <b>13</b> | <b>2.8</b> | <b>25</b> | <b>5.4</b> | <b>46</b> | <b>56/394</b> | <b>59.6</b> |
| OPPONENTS         | 484        | 289        | 3,838        | 59.7        | 7.93        | 23        | 4.8        | 13        | 2.7        | 73        | 19/153        | 89.5        |

| RECEIVING         | NO.        | YDS.         | AVG.        | LONG      | TD        |
|-------------------|------------|--------------|-------------|-----------|-----------|
| Magee             | 45         | 564          | 12.5        | 45        | 5         |
| Wildier           | 43         | 326          | 7.6         | 25        | 1         |
| Carter            | 42         | 640          | 15.2        | 46        | 2         |
| Springs           | 24         | 187          | 7.8         | 46        | 0         |
| Giles             | 18         | 178          | 9.9         | 20        | 1         |
| <b>BUCCANEERS</b> | <b>245</b> | <b>2,892</b> | <b>11.8</b> | <b>46</b> | <b>13</b> |
| OPPONENTS         | 289        | 3,838        | 13.3        | 73        | 23        |

| INTERCEPTIONS | NO. | YDS. | AVG. | LONG | TD |
|---------------|-----|------|------|------|----|
| McKeever      | 3   | 12   | 4.0  | 10   | 0  |
| Brantley      | 2   | 65   | 32.5 | 57   | 0  |
| Curry         | 2   | 0    | 0.0  | 0    | 0  |

Five tied with one

| BUCCANEERS | NO. | YDS. | AVG. | LONG | TD |
|------------|-----|------|------|------|----|
| OPPONENTS  | 25  | 236  | 9.4  | 59t  | 1  |

| TACKLES    | SOLO | ASST. | TOTAL |
|------------|------|-------|-------|
| Davis      | N/A  | N/A   | 136   |
| Brantley   | N/A  | N/A   | 127   |
| Washington | N/A  | N/A   | 94    |
| Jones      | N/A  | N/A   | 80    |
| Holmes     | N/A  | N/A   | 68    |

| SACKS      |     | SPECIAL TEAM TACKLES |    |
|------------|-----|----------------------|----|
| Browner    | 4.0 | Randle               | 21 |
| Washington | 4.0 | Murphy               | 18 |
| Holmes     | 2.5 | McKeever             | 9  |
| Cannon     | 2.0 | Easmon               | 7  |
| Kellin     | 2.0 | Futrell              | 6  |
| Logan      | 2.0 |                      |    |

| BUCCANEERS | NO. | YDS.  | AVG. | NET  | TB | IN20LG | BK |
|------------|-----|-------|------|------|----|--------|----|
| OPPONENTS  | 59  | 2,438 | 41.3 | 37.4 | 6  | 24     | 57 |

| PUNTING           | NO.       | YDS.         | AVG.        | NET         | TB       | IN20LG    | BK        |
|-------------------|-----------|--------------|-------------|-------------|----------|-----------|-----------|
| Garcia            | 77        | 3,089        | 40.1        | 32.7        | 8        | 19        | 60        |
| Springs           | 1         | 43           | 43.0        | 39.0        | 0        | 0         | 43        |
| <b>BUCCANEERS</b> | <b>78</b> | <b>3,132</b> | <b>40.2</b> | <b>32.8</b> | <b>8</b> | <b>19</b> | <b>60</b> |
| OPPONENTS         | 59        | 2,438        | 41.3        | 37.4        | 6        | 24        | 57        |

| PUNT RETURNS | RET. | FC | YDS. | AVG. | LONG | TD |
|--------------|------|----|------|------|------|----|
| Futrell      | 14   | 5  | 67   | 4.8  | 12   | 0  |
| Walker       | 9    | 0  | 27   | 3.0  | 10   | 0  |
| Harris       | 3    | 0  | 16   | 5.3  | 8    | 0  |

| BUCCANEERS | NO. | YDS. | AVG. | LONG | TD  |
|------------|-----|------|------|------|-----|
| OPPONENTS  | 39  | 15   | 414  | 10.6 | 71t |

| KICKOFF RETURNS   | NO.       | YDS.         | AVG.        | LONG      | TD       |
|-------------------|-----------|--------------|-------------|-----------|----------|
| Freeman           | 31        | 582          | 18.8        | 33        | 0        |
| Wonsley           | 10        | 208          | 20.8        | 29        | 0        |
| K. Walker         | 8         | 146          | 18.3        | 26        | 0        |
| Futrell           | 5         | 115          | 23.0        | 30        | 0        |
| Howard            | 4         | 71           | 17.8        | 24        | 0        |
| Harris            | 4         | 63           | 15.8        | 23        | 0        |
| <b>BUCCANEERS</b> | <b>75</b> | <b>1,302</b> | <b>17.4</b> | <b>33</b> | <b>0</b> |
| OPPONENTS         | 46        | 1,009        | 21.9        | 85t       | 1        |

| USUAL STARTING LINEUP | OFFENSE:         | DEFENSE: |                     |
|-----------------------|------------------|----------|---------------------|
| WR                    | 89 Kevin House   | LE       | 71 Bob Nelson       |
| LT                    | 72 Rob Taylor    | NT       | 76 David Logan      |
| LG                    | 66 George Yarno  | RE       | 90 Ron Holmes       |
| C                     | 60 Randy Grimes  | OLB      | 57 Keith Browner    |
| RG                    | 62 Sean Farrell  | ILB      | 58 Jeff Davis       |
| RT                    | 73 Ron Heller    | ILB      | 52 Scot Brantley    |
| TE                    | 86 Calvin Magee  | OLB      | 51 Chris Washington |
| WR                    | 87 Gerald Carter | LCB      | 21 Vito McKeever    |
| QB                    | 8 Steve Young    | RCB      | 22 Rod Jones        |
| FB                    | 20 Ron Springs   | SS       | 41 Craigie Swoope   |
| RB                    | 32 James Wildier | FS       | 44 Ivory Sully      |

## 1987

## RECORD: 4-11 HEAD COACH: RAY PERKINS

| DATE   | W/L | SCORE | OPPONENT             | ATT.   |
|--------|-----|-------|----------------------|--------|
| 9/13   | W   | 48-10 | ATLANTA              | 51,250 |
| 9/20   | L   | 3-20  | at Chicago           | 63,551 |
| 10/4   | W   | 31-27 | at Detroit           | 4,919  |
| 10/11  | L   | 13-17 | SAN DIEGO            | 23,873 |
| 10/18  | W   | 20-10 | MINNESOTA            | 20,850 |
| 10/25  | L   | 26-27 | CHICAGO              | 70,747 |
| 11/1   | W   | 23-17 | at Green Bay (Milw.) |        |
| 50,308 |     |       |                      |        |
| 11/8   | L   | 28-31 | at St. Louis         | 22,449 |
| 11/15  | L   | 17-23 | at Minnesota         | 48,605 |
| 11/22  | L   | 10-24 | SAN FRANCISCO        | 63,211 |
| 11/29  | L   | 3-35  | at LA Rams           | 45,188 |
| 12/6   | L   | 34-44 | at New Orleans       | 66,471 |
| 12/13  | L   | 10-20 | DETROIT              | 41,699 |
| 12/20  | L   | 14-31 | ST. LOUIS            | 32,046 |
| 12/27  | L   | 6-24  | at Indianapolis      | 60,468 |

|                      | BUCS    | OPP     |
|----------------------|---------|---------|
| TOTAL FIRST DOWNS    | 263     | 314     |
| Rushing              | 62      | 124     |
| Passing              | 168     | 163     |
| Penalty              | 33      | 27      |
| 3rd Down: Made/Att.  | 83/215  | 90/200  |
| 4th Down: Made/Att.  | 3/6     | 6/9     |
| POSSESSION AVG.      | 28:37   | 31:23   |
| TOTAL NET YARDS      | 4,381   | 4,987   |
| Avg. Per Game        | 292.1   | 332.5   |
| Total Plays          | 954     | 996     |
| Avg. Per Play        | 4.6     | 5.0     |
| NET YARDS RUSHING    | 1,365   | 2,038   |
| Avg. Per Game        | 91.0    | 135.9   |
| Total Rushes         | 394     | 500     |
| NET YARDS PASSING    | 3,016   | 2,949   |
| Avg. Per Game        | 201.1   | 196.6   |
| Sacked/Yards Lost    | 43/361  | 39/306  |
| Gross Yards          | 3,377   | 3,255   |
| Att./Completions     | 517/264 | 457/271 |
| Completion Pct.      | 51.1    | 59.3    |
| Had Intercepted      | 17      | 16      |
| PUNTS/AVERAGE        | 88/39.3 | 64/41.2 |
| NET PUNTING AVG.     | 29.9    | 35.0    |
| PENALTIES/YARDS      | 115/894 | 123/926 |
| FUMBLES/FUMBLES LOST | 35/14   | 42/20   |
| TOUCHDOWNS           | 33      | 44      |
| Rushing              | 7       | 18      |
| Passing              | 22      | 23      |
| Returns              | 4       | 3       |

| BY QUARTERS | 1  | 2  | 3  | 4   | OT | TOT |
|-------------|----|----|----|-----|----|-----|
| BUCCANEERS  | 78 | 66 | 81 | 61  | 0  | 286 |
| OPPONENTS   | 69 | 98 | 67 | 126 | 0  | 360 |

| SCORING    | TD | R  | P  | RT | PAT   | FG    | S | PTS |
|------------|----|----|----|----|-------|-------|---|-----|
| Igwebuike  | 0  | 0  | 0  | 0  | 24/26 | 14/18 | 0 | 66  |
| Carter     | 5  | 0  | 5  | 0  | 0/0   | 0/0   | 0 | 30  |
| Smith      | 4  | 2  | 2  | 0  | 0/0   | 0/0   | 0 | 24  |
| Magee      | 3  | 0  | 3  | 0  | 0/0   | 0/0   | 0 | 18  |
| Carrier    | 3  | 0  | 3  | 0  | 0/0   | 0/0   | 0 | 18  |
| BUCCANEERS | 33 | 7  | 22 | 4  | 31/33 | 19/24 | 0 | 286 |
| OPPONENTS  | 44 | 18 | 23 | 3  | 42/44 | 18/30 | 0 | 360 |

| FIELD GOALS | 1/19 | 20/29 | 30/39 | 40/49 | 50+ LONG |
|-------------|------|-------|-------|-------|----------|
| Igwebuike   | 0/0  | 2/2   | 6/6   | 6/9   | 0/1      |
| BUCCANEERS  | 0/0  | 3/4   | 7/7   | 8/11  | 1/2      |
| OPPONENTS   | 0/0  | 8/9   | 7/10  | 2/8   | 1/3      |

| RUSHING    | NO. | YDS.  | AVG. | LONG | TD |
|------------|-----|-------|------|------|----|
| Wilder     | 106 | 488   | 4.6  | 21   | 0  |
| Smith      | 100 | 309   | 3.1  | 46   | 2  |
| Wright     | 37  | 112   | 3.0  | 11   | 0  |
| Howard     | 30  | 100   | 3.3  | 31   | 1  |
| Testaverde | 13  | 50    | 3.8  | 17   | 1  |
| BUCCANEERS | 394 | 1,365 | 3.5  | 46   | 7  |
| OPPONENTS  | 500 | 2,038 | 4.1  | 38t  | 18 |

| PASSING    | ATT. | CMP. | YDS.  | CMP% | YDS/ATT | TD | TD% | INT | INT% | LONG | SK/LOST | RTG  |
|------------|------|------|-------|------|---------|----|-----|-----|------|------|---------|------|
| DeBerg     | 275  | 159  | 1,891 | 57.8 | 6.88    | 14 | 5.1 | 7   | 2.5  | 64t  | 20/185  | 85.3 |
| Testaverde | 165  | 71   | 1,081 | 43.0 | 6.55    | 5  | 3.0 | 6   | 3.6  | 40   | 18/140  | 60.2 |
| BUCCANEERS | 517  | 264  | 3,377 | 51.1 | 6.53    | 22 | 4.3 | 17  | 3.3  | 64t  | 43/361  | 72.0 |
| OPPONENTS  | 457  | 271  | 3,255 | 59.3 | 7.12    | 23 | 5.0 | 16  | 3.5  | 67   | 39/306  | 85.3 |

| RECEIVING  | NO. | YDS.  | AVG. | LONG | TD |
|------------|-----|-------|------|------|----|
| Wilder     | 40  | 328   | 8.2  | 32   | 1  |
| Carter     | 38  | 586   | 15.4 | 57   | 5  |
| Magee      | 34  | 424   | 12.5 | 37   | 3  |
| Carrier    | 26  | 423   | 16.3 | 38   | 3  |
| Hill       | 23  | 403   | 17.5 | 40   | 2  |
| BUCCANEERS | 264 | 3,377 | 12.8 | 64t  | 22 |
| OPPONENTS  | 271 | 3,255 | 12.0 | 67   | 23 |

| INTERCEPTIONS | NO. | YDS. | AVG. | LONG | TD |
|---------------|-----|------|------|------|----|
| Tripoli       | 3   | 17   | 5.7  | 15t  | 1  |
| Isom          | 2   | 67   | 33.5 | 38   | 0  |
| Woods         | 2   | 63   | 31.5 | 42   | 0  |
| Futrell       | 2   | 46   | 23.0 | 23   | 0  |
| Jones         | 2   | 9    | 4.5  | 9    | 0  |
| BUCCANEERS    | 16  | 248  | 15.5 | 42   | 2  |
| OPPONENTS     | 17  | 227  | 13.4 | 50   | 0  |

| TACKLES    | SOLO | ASST. | TOTAL |
|------------|------|-------|-------|
| Randle     | 79   | 29    | 108   |
| Davis      | 55   | 15    | 70    |
| Reynolds   | 58   | 12    | 70    |
| Kemp       | 53   | 15    | 68    |
| Washington | 41   | 11    | 52    |

| SACKS      | SPECIAL TEAM TACKLES |          |    |
|------------|----------------------|----------|----|
| Holmes     | 8.0                  | Tripoli  | 10 |
| Washington | 6.5                  | Brantley | 7  |
| Kellin     | 3.5                  | Miller   | 6  |
| Jarvis     | 3.0                  | Gordon   | 5  |
| Cannon     | 2.0                  | Moss     | 5  |
|            |                      | Gant     | 5  |

| BUCCANEERS | 39.0 |
|------------|------|
| OPPONENTS  | 43.0 |

| PUNTING    | NO. | YDS.  | AVG. | NET  | TB | IN20LG | BK |
|------------|-----|-------|------|------|----|--------|----|
| Garcia     | 62  | 2,409 | 38.9 | 28.3 | 5  | 12     | 58 |
| Criswell   | 26  | 1,046 | 40.2 | 33.8 | 5  | 3      | 61 |
| BUCCANEERS | 88  | 3,455 | 39.3 | 30.0 | 10 | 15     | 61 |
| OPPONENTS  | 64  | 2,634 | 41.2 | 35.0 | 7  | 15     | 60 |

| PUNT RETURNS | RET. | FC | YDS. | AVG. | LONG | TD |
|--------------|------|----|------|------|------|----|
| Futrell      | 24   | 6  | 213  | 8.9  | 22   | 0  |
| BUCCANEERS   | 31   | 8  | 257  | 8.3  | 22   | 0  |
| OPPONENTS    | 50   | 10 | 621  | 12.4 | 80   | 1  |

| KICKOFF RETURNS | NO. | YDS.  | AVG. | LONG | TD |
|-----------------|-----|-------|------|------|----|
| Futrell         | 31  | 609   | 19.6 | 40   | 0  |
| Smith           | 5   | 84    | 16.8 | 21   | 0  |
| Miller          | 3   | 68    | 22.7 | 25   | 0  |
| BUCCANEERS      | 56  | 1,037 | 18.5 | 40   | 0  |
| OPPONENTS       | 61  | 1,242 | 20.4 | 45   | 0  |

| USUAL STARTING LINEUP |                  |          |                     |
|-----------------------|------------------|----------|---------------------|
| OFFENSE:              |                  | DEFENSE: |                     |
| WR                    | 88 Mark Carrier  | LE       | 78 John Cannon      |
| LT                    | 72 Rob Taylor    | NT       | 94 Mike Stensrud    |
| LG                    | 66 George Yarno  | RE       | 90 Ron Holmes       |
| C                     | 60 Randy Grimes  | OLB      | 51 Chris Washington |
| RG                    | 68 Rick Mallory  | 56       | Jackie Walker       |
| RT                    | 73 Ron Heller    | ILB      | 58 Jeff Davis       |
| TE                    | 86 Calvin Magee  | ILB      | 54 Ervin Randle     |
| WR                    | 87 Gerald Carter | OLB      | 51 Chris Washington |
| QB                    | 17 Steve DeBerg  | 57       | Winston Moss        |
| FB                    | 32 James Wilder  | LCB      | 29 Ricky Reynolds   |
| RB                    | 35 Jeff Smith    | RCB      | 22 Rod Jones        |
|                       |                  | SS       | 33 Bobby Kemp       |
|                       |                  | FS       | 28 Ray Isom         |



| DATE  | W/L | SCORE     | OPPONENT        | ATT.   |
|-------|-----|-----------|-----------------|--------|
| 9/4   | L   | 14-41     | PHILADELPHIA    | 43,502 |
| 9/11  | W   | 13-10     | at Green Bay    | 52,584 |
| 9/18  | L   | 24-30     | PHOENIX         | 35,034 |
| 9/25  | L   | 9-13      | at New Orleans  | 66,671 |
| 10/2  | W   | 27-24     | GREEN BAY       | 40,003 |
| 10/9  | L   | 13-14     | at Minnesota    | 55,274 |
| 10/16 | L   | 31-35     | at Indianapolis | 53,135 |
| 10/23 | L   | 20-49     | MINNESOTA       | 48,020 |
| 10/30 | L   | 14-17     | MIAMI           | 67,352 |
| 11/6  | L   | 10-28     | at Chicago      | 56,892 |
| 11/13 | W   | 23-20     | at Detroit      | 25,956 |
| 11/20 | L   | 15-27     | CHICAGO         | 67,070 |
| 11/27 | L   | 10-17     | at Atlanta      | 14,020 |
| 12/4  | W   | 10-5      | BUFFALO         | 49,498 |
| 12/11 | L   | 7-10 (ot) | at New England  | 39,889 |
| 12/18 | W   | 21-10     | DETROIT         | 37,778 |

|                      | BUCS    | OPP     |
|----------------------|---------|---------|
| TOTAL FIRST DOWNS    | 295     | 293     |
| Rushing              | 91      | 104     |
| Passing              | 173     | 169     |
| Penalty              | 31      | 20      |
| 3rd Down: Made/Att.  | 72/202  | 101/227 |
| 4th Down: Made/Att.  | 2/11    | 6/9     |
| POSSESSION AVG.      | 29.00   | 31.00   |
| TOTAL NET YARDS      | 5,061   | 5,155   |
| Avg. Per Game        | 316.3   | 322.2   |
| Total Plays          | 998     | 1,025   |
| Avg. Per Play        | 5.1     | 5.0     |
| NET YARDS RUSHING    | 1,753   | 1,551   |
| Avg. Per Game        | 109.6   | 96.9    |
| Total Rushes         | 452     | 478     |
| NET YARDS PASSING    | 3,308   | 3,604   |
| Avg. Per Game        | 206.8   | 225.3   |
| Sacked/Yards Lost    | 34/300  | 20/140  |
| Gross Yards          | 3,608   | 3,744   |
| Att./Completions     | 512/253 | 527/304 |
| Completion Pct.      | 49.4    | 57.7    |
| Had Intercepted      | 36      | 21      |
| PUNTS/AVERAGE        | 68/36.4 | 77/39.0 |
| NET PUNTING AVG.     | 32.4    | 33.2    |
| PENALTIES/YARDS      | 102/816 | 105/872 |
| FUMBLES/FUMBLES LOST | 27/16   | 29/12   |
| TOUCHDOWNS           | 28      | 42      |
| Rushing              | 11      | 21      |
| Passing              | 16      | 19      |
| Returns              | 1       | 2       |

| BY QUARTERS | 1   | 2  | 3  | 4   | OT | TOT |
|-------------|-----|----|----|-----|----|-----|
| BUCCANEERS  | 27  | 75 | 41 | 118 | 0  | 261 |
| OPPONENTS   | 105 | 93 | 95 | 54  | 3  | 350 |

| SCORING    | TD | R  | P  | RT | PAT   | FG    | S | PTS |
|------------|----|----|----|----|-------|-------|---|-----|
| Igwebuike  | 0  | 0  | 0  | 0  | 21/21 | 19/25 | 0 | 78  |
| Hill       | 9  | 0  | 9  | 0  | 0/0   | 0/0   | 0 | 54  |
| Tate       | 8  | 7  | 1  | 0  | 0/0   | 0/0   | 0 | 48  |
| Carrier    | 5  | 0  | 5  | 0  | 0/0   | 0/0   | 0 | 30  |
| Carney     | 0  | 0  | 0  | 0  | 6/6   | 2/5   | 0 | 12  |
| BUCCANEERS | 28 | 11 | 16 | 1  | 28/28 | 21/30 | 1 | 261 |
| OPPONENTS  | 42 | 21 | 19 | 2  | 42/42 | 18/30 | 1 | 350 |

| FIELD GOALS | 1/19 | 20/29 | 30/39 | 40/49 | 50+ LONG |
|-------------|------|-------|-------|-------|----------|
| Igwebuike   | 1/1  | 6/6   | 7/8   | 3/6   | 2/4      |
| Carney      | 0/0  | 2/3   | 0/1   | 0/1   | 0/0      |
| BUCCANEERS  | 1/1  | 8/9   | 7/9   | 3/7   | 2/4      |
| OPPONENTS   | 0/0  | 6/6   | 6/11  | 5/9   | 1/4      |

| RUSHING    | NO. | YDS.  | AVG. | LONG | TD |
|------------|-----|-------|------|------|----|
| Tate       | 122 | 467   | 3.8  | 47t  | 7  |
| W. Howard  | 115 | 452   | 3.9  | 29t  | 1  |
| Wildler    | 86  | 343   | 4.0  | 19   | 1  |
| Goode      | 63  | 231   | 3.7  | 22   | 0  |
| Testaverde | 28  | 138   | 4.9  | 24   | 1  |
| BUCCANEERS | 452 | 1,753 | 3.9  | 47t  | 11 |
| OPPONENTS  | 478 | 1,551 | 3.2  | 48   | 21 |

| PASSING    | ATT. | CMP. | YDS.  | CMP% | YDS/ATT | TD | TD% | INT | INT% | LONG | SK/LOST | RTG   |
|------------|------|------|-------|------|---------|----|-----|-----|------|------|---------|-------|
| Testaverde | 466  | 222  | 3,240 | 47.6 | 6.95    | 13 | 2.8 | 35  | 7.5  | 59t  | 33/292  | 48.8  |
| Ferguson   | 46   | 31   | 368   | 67.4 | 8.00    | 3  | 6.5 | 1   | 2.2  | 34   | 1/8     | 104.3 |
| BUCCANEERS | 512  | 253  | 3,608 | 49.4 | 7.05    | 16 | 3.1 | 36  | 7.0  | 59t  | 34/300  | 53.7  |
| OPPONENTS  | 527  | 304  | 3,744 | 57.7 | 7.10    | 19 | 3.6 | 21  | 4.0  | 56   | 30/140  | 75.2  |

| RECEIVING  | NO. | YDS.  | AVG. | LONG | TD |
|------------|-----|-------|------|------|----|
| Hill       | 58  | 1040  | 17.9 | 42t  | 9  |
| Carrier    | 57  | 970   | 17.0 | 59t  | 5  |
| Hall       | 39  | 555   | 14.2 | 37   | 0  |
| J. Smith   | 16  | 134   | 8.4  | 22   | 0  |
| Pillow     | 15  | 206   | 13.7 | 34   | 1  |
| BUCCANEERS | 253 | 3,608 | 14.3 | 59t  | 16 |
| OPPONENTS  | 304 | 3,744 | 12.3 | 56   | 19 |

| INTERCEPTIONS | NO. | YDS. | AVG. | LONG | TD |
|---------------|-----|------|------|------|----|
| Hamilton      | 6   | 123  | 20.5 | 58   | 0  |
| Reynolds      | 4   | 7    | 2.3  | 7    | 0  |
| Elder         | 3   | 9    | 3.0  | 9    | 0  |
| Harris        | 2   | 26   | 13.0 | 24   | 0  |
| Robinson      | 2   | 28   | 14.0 | 28   | 0  |
| BUCCANEERS    | 21  | 283  | 13.5 | 58   | 1  |
| OPPONENTS     | 36  | 480  | 13.3 | 46   | 2  |

| TACKLES  | SOLO | ASST. | TOTAL |
|----------|------|-------|-------|
| Marve    | 88   | 33    | 121   |
| Hamilton | 82   | 25    | 107   |
| Murphy   | 50   | 25    | 75    |
| Reynolds | 64   | 10    | 74    |
| Futrell  | 60   | 12    | 72    |

| SACKS      | SPECIAL TEAM TACKLES |            |    |
|------------|----------------------|------------|----|
| Holmes     | 4.0                  | Elder      | 21 |
| Cannon     | 3.0                  | Harris     | 20 |
| Davis      | 3.0                  | Walker     | 19 |
| Jarvis     | 2.5                  | Washington | 10 |
| Goff       | 2.0                  | Rolling    | 7  |
| Lee        | 2.0                  | D. Smith   | 7  |
| BUCCANEERS | 20.0                 |            |    |
| OPPONENTS  | 34.0                 |            |    |

| PUNTING    | NO. | YDS.  | AVG. | NET  | TB | IN20LG | BK |
|------------|-----|-------|------|------|----|--------|----|
| Criswell   | 68  | 2,477 | 36.4 | 32.4 | 0  | 20     | 62 |
| BUCCANEERS | 68  | 2,477 | 36.4 | 32.4 | 0  | 20     | 62 |
| OPPONENTS  | 77  | 3,004 | 39.0 | 32.3 | 6  | 24     | 60 |

| PUNT RETURNS | RET. | FC | YDS. | AVG. | LONG | TD |
|--------------|------|----|------|------|------|----|
| Futrell      | 27   | 10 | 283  | 10.5 | 40   | 0  |
| J. Smith     | 8    | 3  | 45   | 5.6  | 20   | 0  |
| Elder        | 1    | 0  | 0    | 0.0  | 0    | 0  |
| BUCCANEERS   | 36   | 13 | 328  | 9.1  | 40   | 0  |
| OPPONENTS    | 38   | 13 | 273  | 7.2  | 25   | 0  |

| KICKOFF RETURNS | NO. | YDS.  | AVG. | LONG | TD |
|-----------------|-----|-------|------|------|----|
| Elder           | 34  | 772   | 22.7 | 51   | 0  |
| J. Smith        | 10  | 180   | 18.0 | 26   | 0  |
| D. Smith        | 9   | 188   | 20.9 | 30   | 0  |
| McAdoo          | 4   | 108   | 27.0 | 31   | 0  |
| Pillow          | 3   | 38    | 12.7 | 17   | 0  |
| BUCCANEERS      | 64  | 1,345 | 21.0 | 51   | 0  |
| OPPONENTS       | 52  | 1,129 | 21.7 | 57   | 0  |

| USUAL STARTING LINEUP |                  |                |
|-----------------------|------------------|----------------|
| OFFENSE:              | DEFENSE:         |                |
| WR 88                 | Mark Carrier     | LE 79          |
| LT 74                 | Paul Gruber      | NT 95          |
| LG 68                 | Rick Mallory     | RE 90          |
| C 60                  | Randy Grimes     | OLB 59         |
| RG 50                 | Dan Turk         | ILB 99         |
| RT 72                 | Rob Taylor       | ILB 53         |
| TE 82                 | Ron Hall         | OLB 57         |
| WR 84                 | Bruce Hill       | LCB 29         |
| QB 14                 | Vinny Testaverde | RCB 36         |
| FB 43                 | William Howard   | SS 30          |
| RB 34                 | Lars Tate        | FS 39          |
|                       |                  | Reuben Davis   |
|                       |                  | Curt Jarvis    |
|                       |                  | Ron Holmes     |
|                       |                  | Kevin Murphy   |
|                       |                  | Eugene Marve   |
|                       |                  | Sidney Coleman |
|                       |                  | Winston Moss   |
|                       |                  | Ricky Reynolds |
|                       |                  | Bobby Futrell  |
|                       |                  | Mark Robinson  |
|                       |                  | Harry Hamilton |

## 1989

## RECORD: 5-11 HEAD COACH: RAY PERKINS

| DATE  | W/L | SCORE | OPPONENT      | ATT.   |
|-------|-----|-------|---------------|--------|
| 9/10  | W   | 23-21 | at Green Bay  | 55,650 |
| 9/17  | L   | 16-20 | SAN FRANCISCO | 64,087 |
| 9/24  | W   | 20-10 | NEW ORLEANS   | 44,053 |
| 10/1  | L   | 3-17  | at Minnesota  | 54,817 |
| 10/8  | W   | 42-35 | CHICAGO       | 72,077 |
| 10/15 | L   | 16-17 | DETROIT       | 46,225 |
| 10/22 | L   | 28-32 | at Washington | 52,862 |
| 10/29 | L   | 23-56 | at Cincinnati | 57,225 |
| 11/5  | L   | 31-42 | CLEVELAND     | 59,126 |
| 11/12 | L   | 10-24 | MINNESOTA     | 56,271 |
| 11/19 | W   | 32-31 | at Chicago    | 63,826 |
| 11/26 | W   | 14-13 | at Phoenix    | 33,297 |
| 12/3  | L   | 16-17 | GREEN BAY     | 58,120 |
| 12/10 | L   | 17-20 | at Houston    | 54,532 |
| 12/17 | L   | 7-33  | at Detroit    | 40,362 |
| 12/24 | L   | 22-31 | PITTSBURGH    | 29,690 |

|                      | BUCS    | OPP     |
|----------------------|---------|---------|
| TOTAL FIRST DOWNS    | 288     | 317     |
| Rushing              | 84      | 115     |
| Passing              | 174     | 170     |
| Penalty              | 30      | 32      |
| 3rd Down: Made/Att.  | 95/230  | 87/208  |
| 4th Down: Made/Att.  | 7/13    | 10/17   |
| POSSESSION AVG.      | 29:55   | 30:05   |
| TOTAL NET YARDS      | 4,842   | 5,460   |
| Avg. Per Game        | 302.6   | 341.3   |
| Total Plays          | 1,025   | 1,027   |
| Avg. Per Play        | 4.7     | 5.3     |
| NET YARDS RUSHING    | 1,570   | 2,023   |
| Avg. Per Game        | 94.2    | 126.4   |
| Total Rushes         | 412     | 479     |
| NET YARDS PASSING    | 3,335   | 3,437   |
| Avg. Per Game        | 208.4   | 214.8   |
| Sacked /Yards Lost   | 43/331  | 33/222  |
| Gross Yards          | 3,666   | 3,659   |
| Att./Completions     | 570/302 | 515/301 |
| Completion Pct.      | 53.0    | 58.4    |
| Had Intercepted      | 28      | 21      |
| PUNTS/AVERAGE        | 86/38.5 | 69/40.3 |
| NET PUNTING AVG.     | 32.1    | 31.4    |
| PENALTIES/YARDS      | 104/881 | 109/869 |
| FUMBLES/FUMBLES LOST | 21/9    | 30/18   |
| TOUCHDOWNS           | 36      | 51      |
| Rushing              | 10      | 18      |
| Passing              | 23      | 29      |
| Returns              | 3       | 4       |

| BY QUARTERS | 1  | 2   | 3  | 4   | OT | TOT |
|-------------|----|-----|----|-----|----|-----|
| BUCCANEERS  | 58 | 92  | 42 | 128 | 0  | 320 |
| OPPONENTS   | 79 | 144 | 86 | 110 | 0  | 419 |

| SCORING    | TD | R  | P  | RT | PAT   | FG    | S | PTS |
|------------|----|----|----|----|-------|-------|---|-----|
| Igwebuikwe | 0  | 0  | 0  | 0  | 33/35 | 22/28 | 0 | 99  |
| Carrier    | 9  | 0  | 9  | 0  | 0/0   | 0/0   | 0 | 54  |
| Tate       | 9  | 8  | 1  | 0  | 0/0   | 0/0   | 0 | 54  |
| Hill       | 5  | 0  | 5  | 0  | 0/0   | 0/0   | 0 | 30  |
| Wilder     | 3  | 0  | 3  | 0  | 0/0   | 0/0   | 0 | 18  |
| BUCCANEERS | 36 | 10 | 23 | 3  | 34/36 | 22/28 | 2 | 320 |
| OPPONENTS  | 51 | 18 | 29 | 4  | 51/51 | 20/24 | 1 | 419 |

| FIELD GOALS | 1/19 | 20/29 | 30/39 | 40/49 | 50+ LONG |    |
|-------------|------|-------|-------|-------|----------|----|
| Igwebuikwe  | 0/0  | 9/9   | 6/6   | 5/10  | 2/3      | 53 |
| BUCCANEERS  | 0/0  | 9/9   | 6/6   | 5/10  | 2/3      | 53 |
| OPPONENTS   | 0/0  | 5/5   | 9/9   | 6/9   | 0/1      | 47 |

| RUSHING    | NO. | YDS.  | AVG. | LONG | TD |
|------------|-----|-------|------|------|----|
| Tate       | 167 | 589   | 3.5  | 48   | 8  |
| Howard     | 108 | 357   | 3.3  | 15   | 1  |
| Wilder     | 70  | 244   | 3.5  | 14   | 0  |
| Stamps     | 29  | 141   | 4.9  | 21t  | 1  |
| Testaverde | 25  | 139   | 5.6  | 16   | 0  |
| BUCCANEERS | 412 | 1,507 | 3.7  | 48   | 10 |
| OPPONENTS  | 479 | 2,023 | 4.2  | 59t  | 18 |

| PASSING    | ATT. | CMP. | YDS.  | CMP% | YDS/ATT | TD | TD% | INT | INT% | LONG | SK/LOST | RTG  |
|------------|------|------|-------|------|---------|----|-----|-----|------|------|---------|------|
| Testaverde | 480  | 258  | 3,133 | 53.8 | 6.53    | 20 | 4.2 | 22  | 4.6  | 78t  | 38/294  | 68.9 |
| Ferguson   | 90   | 44   | 533   | 48.9 | 5.92    | 3  | 3.3 | 6   | 6.7  | 69t  | 5/37    | 50.8 |
| BUCCANEERS | 570  | 302  | 3,666 | 53.0 | 6.43    | 23 | 4.0 | 48  | 4.9  | 78t  | 43/331  | 66.0 |
| OPPONENTS  | 515  | 301  | 3,659 | 58.4 | 7.10    | 29 | 5.6 | 21  | 4.1  | 79t  | 33/222  | 82.2 |

| RECEIVING  | NO. | YDS.  | AVG. | LONG | TD |
|------------|-----|-------|------|------|----|
| Carrier    | 86  | 1,422 | 16.5 | 78t  | 9  |
| Hill       | 50  | 673   | 13.5 | 53   | 5  |
| Wilder     | 36  | 335   | 9.3  | 27   | 3  |
| Hall       | 30  | 331   | 11.0 | 32   | 2  |
| Howard     | 30  | 188   | 6.3  | 18   | 1  |
| BUCCANEERS | 302 | 3,666 | 12.1 | 78t  | 23 |
| OPPONENTS  | 301 | 3,659 | 12.2 | 79t  | 29 |

| INTERCEPTIONS | NO. | YDS. | AVG. | LONG | TD |
|---------------|-----|------|------|------|----|
| Hamilton      | 6   | 70   | 11.7 | 30   | 0  |
| Robinson      | 6   | 44   | 7.3  | 16   | 0  |
| Reynolds      | 5   | 87   | 17.4 | 68t  | 1  |

Four tied with one  
**BUCCANEERS 21 234 11.1 68t 2**  
 OPPONENTS 28 240 8.6 39 2

| TACKLES  | SOLO | ASST. | TOTAL |
|----------|------|-------|-------|
| Randle   | 74   | 40    | 114   |
| Marve    | 71   | 35    | 106   |
| Robinson | 72   | 32    | 104   |
| Jones    | 75   | 17    | 92    |
| Hamilton | 66   | 24    | 90    |

| SACKS  | SPECIAL TEAM TACKLES |            |    |
|--------|----------------------|------------|----|
| Murphy | 6.0                  | Anno       | 28 |
| Moss   | 5.5                  | Elder      | 23 |
| Goff   | 4.0                  | Najararian | 14 |
| Davis  | 3.0                  | O. Harris  | 13 |
| Jarvis | 3.0                  | Stamps     | 13 |

**BUCCANEERS 33.0**  
 OPPONENTS 43.0

| PUNTING    | NO. | YDS.  | AVG. | NET  | TB | IN20LG | BK   |
|------------|-----|-------|------|------|----|--------|------|
| Mohr       | 84  | 3,311 | 39.4 | 32.1 | 3  | 10     | 58 2 |
| BUCCANEERS | 86  | 3,311 | 38.5 | 32.1 | 3  | 10     | 58 2 |
| OPPONENTS  | 69  | 2,781 | 40.3 | 31.4 | 16 | 14     | 60 2 |

| PUNT RETURNS | RET. | FC | YDS. | AVG. | LONG | TD |
|--------------|------|----|------|------|------|----|
| Drewrey      | 20   | 2  | 220  | 11.0 | 55   | 0  |
| Futrell      | 12   | 2  | 76   | 6.3  | 15   | 0  |
| BUCCANEERS   | 32   | 4  | 296  | 9.3  | 55   | 0  |
| OPPONENTS    | 54   | 12 | 492  | 9.1  | 65   | 0  |

| KICKOFF RETURNS | NO. | YDS.  | AVG. | LONG | TD |
|-----------------|-----|-------|------|------|----|
| Elder           | 40  | 685   | 17.1 | 30   | 0  |
| Stamps          | 9   | 145   | 16.1 | 36   | 0  |
| Howard          | 5   | 82    | 16.4 | 19   | 0  |
| Futrell         | 4   | 58    | 14.5 | 22   | 0  |
| Wilder          | 2   | 42    | 21.0 | 23   | 0  |
| BUCCANEERS      | 62  | 1,055 | 17.0 | 36   | 0  |
| OPPONENTS       | 55  | 1,143 | 20.8 | 72   | 0  |

| USUAL STARTING LINEUP | OFFENSE:            | DEFENSE: |                   |
|-----------------------|---------------------|----------|-------------------|
| WR                    | 88 Mark Carrier     | LE       | 79 Reuben Davis   |
| LT                    | 74 Paul Gruber      | NT       | 95 Curt Jarvis    |
| LG                    | 73 Tom McHale       | RE       | 94 Robert Goff    |
| C                     | 60 Randy Grimes     | OLB      | 59 Kevin Murphy   |
| RG                    | 69 John Bruhin      | ILB      | 99 Eugene Marve   |
| RT                    | 72 Rob Taylor       | ILB      | 54 Ervin Randle   |
| TE                    | 82 Ron Hall         | OLB      | 58 Winston Moss   |
| WR                    | 84 Bruce Hill       | LCB      | 29 Ricky Reynolds |
| QB                    | 14 Vinny Testaverde | RCB      | 22 Rod Jones      |
| FB                    | 43 William Howard   | SS       | 30 Mark Robinson  |
| RB                    | 34 Lars Tate        | FS       | 39 Harry Hamilton |

| DATE  | W/L | SCORE      | OPPONENT             | ATT.   |
|-------|-----|------------|----------------------|--------|
| 9/9   | W   | 38-21      | at Detroit           | 54,728 |
| 9/16  | L   | 14-35      | L.A. RAMS            | 59,705 |
| 9/23  | W   | 23-20      | DETROIT              | 55,075 |
| 9/30  | W   | 23-20 (ot) | at Minnesota         | 54,462 |
| 10/7  | L   | 10-14      | at Dallas            | 60,076 |
| 10/14 | W   | 26-14      | GREEN BAY            | 67,472 |
| 10/21 | L   | 13-17      | DALLAS               | 68,315 |
| 10/28 | L   | 10-41      | at San Diego         | 40,653 |
| 11/4  | L   | 6-26       | CHICAGO              | 68,555 |
| 11/11 | L   | 7-35       | at New Orleans       | 67,865 |
| 11/18 | L   | 7-31       | at San Francisco     | 62,221 |
| 11/25 | L   | 10-20      | at Green Bay (Milw.) | 53,677 |
| 12/2  | W   | 23-17      | ATLANTA              | 42,839 |
| 12/16 | W   | 26-13      | MINNESOTA            | 47,272 |
| 12/23 | L   | 14-27      | at Chicago           | 46,456 |
| 12/30 | L   | 14-16      | N.Y. JETS            | 46,543 |

|                      | BUCS    | OPP     |
|----------------------|---------|---------|
| TOTAL FIRST DOWNS    | 238     | 313     |
| Rushing              | 83      | 129     |
| Passing              | 142     | 168     |
| Penalty              | 13      | 16      |
| 3rd Down: Made/Att.  | 76/204  | 93/205  |
| 4th Down: Made/Att.  | 9/19    | 7/13    |
| POSSESSION AVG.      | 28:11   | 31:49   |
| TOTAL NET YARDS      | 4,475   | 5,479   |
| Avg. Per Game        | 279.7   | 342.4   |
| Total Plays          | 911     | 1,001   |
| Avg. Per Play        | 4.9     | 5.5     |
| NET YARDS RUSHING    | 1,626   | 2,223   |
| Avg. Per Game        | 101.6   | 138.9   |
| Total Rushes         | 410     | 496     |
| NET YARDS PASSING    | 2,849   | 3,256   |
| Avg. Per Game        | 178.1   | 203.5   |
| Sacked /Yards Lost   | 53/433  | 34/204  |
| Gross Yards          | 3,282   | 3,460   |
| Att./Completions     | 448/245 | 471/263 |
| Completion Pct.      | 54.7    | 55.8    |
| Had Intercepted      | 24      | 25      |
| PUNTS/AVERAGE        | 72/40.3 | 55/40.5 |
| NET PUNTING AVG.     | 34.0    | 35.7    |
| PENALTIES/YARDS      | 77/651  | 78/617  |
| FUMBLES/FUMBLES LOST | 38/19   | 33/17   |
| TOUCHDOWNS           | 28      | 45      |
| Rushing              | 7       | 20      |
| Passing              | 18      | 22      |
| Returns              | 3       | 3       |

| BY QUARTERS       | 1         | 2         | 3         | 4         | OT       | TOT        |
|-------------------|-----------|-----------|-----------|-----------|----------|------------|
| <b>BUCCANEERS</b> | <b>41</b> | <b>99</b> | <b>50</b> | <b>71</b> | <b>3</b> | <b>264</b> |
| OPPONENTS         | 59        | 112       | 100       | 96        | 0        | 367        |

| SCORING           | TD        | R        | P         | RT       | PAT          | FG           | S        | PTS        |
|-------------------|-----------|----------|-----------|----------|--------------|--------------|----------|------------|
| Christie          | 0         | 0        | 0         | 0        | 27/27        | 23/27        | 0        | 96         |
| G. Anderson       | 5         | 3        | 2         | 0        | 0/0          | 0/0          | 0        | 30         |
| Hill              | 5         | 0        | 5         | 0        | 0/0          | 0/0          | 0        | 30         |
| Carrier           | 4         | 0        | 4         | 0        | 0/0          | 0/0          | 0        | 24         |
| Haddix            | 3         | 0        | 0         | 3        | 0/0          | 0/0          | 0        | 18         |
| <b>BUCCANEERS</b> | <b>28</b> | <b>7</b> | <b>18</b> | <b>3</b> | <b>27/28</b> | <b>23/27</b> | <b>0</b> | <b>264</b> |
| OPPONENTS         | 45        | 20       | 22        | 3        | 43/45        | 18/27        | 0        | 367        |

| FIELD GOALS | 1/19 | 20/29 | 30/39 | 40/49 | 50+ | LONG |
|-------------|------|-------|-------|-------|-----|------|
| Christie    | 0/0  | 7/7   | 10/13 | 4/5   | 2/2 | 54   |
| BUCCANEERS  | 0/0  | 7/7   | 10/13 | 4/5   | 2/2 | 54   |
| OPPONENTS   | 0/0  | 11/11 | 4/5   | 3/8   | 0/3 | 46   |

| RUSHING           | NO.        | YDS.         | AVG.       | LONG       | TD       |
|-------------------|------------|--------------|------------|------------|----------|
| G. Anderson       | 166        | 646          | 3.9        | 22         | 3        |
| Cobb              | 151        | 480          | 3.2        | 17         | 2        |
| Testaverde        | 38         | 280          | 7.4        | 48t        | 1        |
| Harvey            | 27         | 113          | 4.2        | 14         | 0        |
| Chandler          | 13         | 71           | 5.5        | 18         | 1        |
| <b>BUCCANEERS</b> | <b>410</b> | <b>1,626</b> | <b>4.0</b> | <b>48t</b> | <b>7</b> |
| OPPONENTS         | 496        | 2,223        | 4.5        | 47t        | 20       |

| PASSING           | ATT.       | CMP.       | YDS.         | CMP%        | YDS/ATT     | TD        | TD%        | INT       | INT%       | LONG       | SK/LOST       | RTG         |
|-------------------|------------|------------|--------------|-------------|-------------|-----------|------------|-----------|------------|------------|---------------|-------------|
| Testaverde        | 365        | 203        | 2,818        | 55.6        | 7.72        | 17        | 4.7        | 18        | 4.9        | 89t        | 38/390        | 75.6        |
| Chandler          | 83         | 42         | 464          | 50.6        | 5.59        | 1         | 1.2        | 6         | 7.2        | 68t        | 15/103        | 41.4        |
| <b>BUCCANEERS</b> | <b>448</b> | <b>245</b> | <b>3,282</b> | <b>54.7</b> | <b>7.33</b> | <b>18</b> | <b>4.0</b> | <b>24</b> | <b>5.4</b> | <b>89t</b> | <b>53/433</b> | <b>69.3</b> |
| OPPONENTS         | 471        | 263        | 3,460        | 55.8        | 7.35        | 22        | 4.7        | 25        | 5.3        | 75t        | 34/204        | 72.7        |

| RECEIVING         | NO.        | YDS.         | AVG.        | LONG       | TD        |
|-------------------|------------|--------------|-------------|------------|-----------|
| Carrier           | 49         | 813          | 16.6        | 68t        | 4         |
| Hill              | 42         | 641          | 15.3        | 48t        | 5         |
| Cobb              | 39         | 299          | 7.7         | 17         | 0         |
| G. Anderson       | 38         | 464          | 12.2        | 74         | 2         |
| Hall              | 31         | 464          | 15.0        | 54t        | 2         |
| <b>BUCCANEERS</b> | <b>245</b> | <b>3,282</b> | <b>13.4</b> | <b>89t</b> | <b>18</b> |
| OPPONENTS         | 263        | 3,460        | 13.2        | 75t        | 22        |

| INTERCEPTIONS     | NO.       | YDS.       | AVG.        | LONG       | TD       |
|-------------------|-----------|------------|-------------|------------|----------|
| Haddix            | 7         | 231        | 33.0        | 65t        | 3        |
| Hamilton          | 5         | 39         | 7.8         | 27         | 0        |
| Robinson          | 4         | 81         | 20.3        | 27         | 0        |
| Reynolds          | 3         | 70         | 23.3        | 46         | 0        |
| Everett           | 3         | 28         | 9.3         | 23         | 0        |
| <b>BUCCANEERS</b> | <b>25</b> | <b>487</b> | <b>19.5</b> | <b>65t</b> | <b>3</b> |
| OPPONENTS         | 24        | 346        | 14.4        | 64t        | 2        |

| TACKLES  | SOLO | ASST. | TOTAL |
|----------|------|-------|-------|
| Hamilton | 81   | 38    | 119   |
| Robinson | 86   | 29    | 115   |
| Marve    | 75   | 36    | 111   |
| Randle   | 46   | 32    | 78    |
| Murphy   | 57   | 20    | 77    |

| SACKS             | SPECIAL TEAM TACKLES |         |    |  |
|-------------------|----------------------|---------|----|--|
| Thomas            | 7.5                  | Anno    | 25 |  |
| Randle            | 5.5                  | Harris  | 21 |  |
| Murphy            | 4.0                  | Perkins | 18 |  |
| Moss              | 3.5                  | Coleman | 14 |  |
| Newton            | 3.0                  | McCants | 9  |  |
| <b>BUCCANEERS</b> | <b>34.0</b>          |         |    |  |
| OPPONENTS         | 53.0                 |         |    |  |

| PUNTING           | NO.       | YDS.         | AVG.        | NET         | TB       | IN20LG   | BK        |          |
|-------------------|-----------|--------------|-------------|-------------|----------|----------|-----------|----------|
| Royals            | 72        | 2,902        | 40.3        | 34.0        | 5        | 8        | 62        | 0        |
| <b>BUCCANEERS</b> | <b>72</b> | <b>2,902</b> | <b>40.3</b> | <b>34.0</b> | <b>5</b> | <b>8</b> | <b>62</b> | <b>0</b> |
| OPPONENTS         | 55        | 2,230        | 40.5        | 35.7        | 4        | 16       | 54        | 0        |

| PUNT RETURNS      | RET.      | FC        | YDS.       | AVG.       | LONG      | TD       |
|-------------------|-----------|-----------|------------|------------|-----------|----------|
| Drewrey           | 23        | 15        | 184        | 8.0        | 16        | 0        |
| <b>BUCCANEERS</b> | <b>23</b> | <b>15</b> | <b>184</b> | <b>8.0</b> | <b>16</b> | <b>0</b> |
| OPPONENTS         | 39        | 16        | 352        | 9.0        | 36        | 0        |

| KICKOFF RETURNS   | NO.       | YDS.         | AVG.        | LONG      | TD       |
|-------------------|-----------|--------------|-------------|-----------|----------|
| Peebles           | 18        | 369          | 20.5        | 55        | 0        |
| Drewrey           | 14        | 244          | 17.4        | 29        | 0        |
| Harvey            | 12        | 207          | 17.3        | 27        | 0        |
| Cobb              | 11        | 223          | 20.3        | 45        | 0        |
| G. Anderson       | 6         | 123          | 20.5        | 37        | 0        |
| <b>BUCCANEERS</b> | <b>63</b> | <b>1,176</b> | <b>18.7</b> | <b>55</b> | <b>0</b> |
| OPPONENTS         | 43        | 1,036        | 24.1        | 65        | 0        |

| USUAL STARTING LINEUP | DEFENSE: |                  |     |    |                  |
|-----------------------|----------|------------------|-----|----|------------------|
| WR                    | 88       | Mark Carrier     | LE  | 79 | Reuben Davis     |
| LT                    | 74       | Paul Gruber      | NT  | 95 | Curt Jarvis      |
| LG                    | 73       | Tom McHale       | RE  | 71 | Jim Skow         |
| C                     | 60       | Randy Grimes     | OLB | 51 | Broderick Thomas |
| RG                    | 62       | Ian Beckles      | ILB | 99 | Eugene Marve     |
| RT                    | 72       | Rob Taylor       | ILB | 58 | Winston Moss     |
| TE                    | 82       | Ron Hall         | OLB | 59 | Kevin Murphy     |
| WR                    | 84       | Bruce Hill       | LCB | 29 | Ricky Reynolds   |
| QB                    | 14       | Vinny Testaverde | RCB | 45 | Wayne Haddix     |
| FB                    | 33       | Reggie Cobb      | SS  | 30 | Mark Robinson    |
| RB                    | 40       | Gary Anderson    | FS  | 39 | Harry Hamilton   |

## 1991 RECORD: 3-13 HEAD COACH: RICHARD WILLIAMSON

| DATE  | W/L | SCORE | OPPONENT       | ATT.   |
|-------|-----|-------|----------------|--------|
| 9/1   | L   | 13-16 | at N.Y. Jets   | 61,204 |
| 9/8   | L   | 20-21 | CHICAGO        | 65,625 |
| 9/15  | L   | 13-15 | at Green Bay   | 58,114 |
| 9/22  | L   | 10-17 | BUFFALO        | 57,323 |
| 9/29  | L   | 3-31  | at Detroit     | 48,784 |
| 10/6  | W   | 14-13 | PHILADELPHIA   | 41,219 |
| 10/20 | L   | 7-23  | at New Orleans | 68,591 |
| 10/27 | L   | 0-27  | GREEN BAY      | 40,275 |
| 11/3  | L   | 13-28 | at Minnesota   | 35,737 |
| 11/10 | W   | 30-21 | DETROIT        | 37,742 |
| 11/17 | L   | 7-43  | at Atlanta     | 41,274 |
| 11/24 | L   | 14-21 | N.Y. GIANTS    | 63,698 |
| 12/1  | L   | 14-33 | at Miami       | 51,036 |
| 12/8  | L   | 24-26 | MINNESOTA      | 41,091 |
| 12/14 | L   | 0-27  | at Chicago     | 54,719 |
| 12/22 | W   | 17-3  | INDIANAPOLIS   | 28,043 |

|                      | BUCS    | OPP     |
|----------------------|---------|---------|
| TOTAL FIRST DOWNS    | 249     | 295     |
| Rushing              | 79      | 120     |
| Passing              | 147     | 147     |
| Penalty              | 23      | 28      |
| 3rd Down: Made/Att.  | 60/190  | 79/209  |
| 4th Down: Made/Att.  | 7/14    | 6/13    |
| POSSESSION AVG.      | 26:57   | 33:03   |
| TOTAL NET YARDS      | 4,001   | 4,979   |
| Avg. Per Game        | 250.1   | 311.2   |
| Total Plays          | 922     | 989     |
| Avg. Per Play        | 4.3     | 5.0     |
| NET YARDS RUSHING    | 1,429   | 2,107   |
| Avg. Per Game        | 89.3    | 131.7   |
| Total Rushes         | 371     | 512     |
| NET YARDS PASSING    | 2,572   | 2,872   |
| Avg. Per Game        | 160.8   | 179.5   |
| Sacked/Yards Lost    | 56/383  | 39/258  |
| Gross Yards          | 2,955   | 3,130   |
| Att./Completions     | 495/250 | 438/257 |
| Completion Pct.      | 50.5    | 58.7    |
| Had Intercepted      | 29      | 11      |
| PUNTS/AVERAGE        | 84/40.3 | 71/42.9 |
| NET PUNTING AVG.     | 32.3    | 36.5    |
| PENALTIES/YARDS      | 88/780  | 110/925 |
| FUMBLES/FUMBLES LOST | 30/18   | 27/16   |
| TOUCHDOWNS           | 22      | 41      |
| Rushing              | 9       | 21      |
| Passing              | 13      | 15      |
| Returns              | 0       | 5       |

| BY QUARTERS | 1  | 2   | 3  | 4  | OT | TOT |
|-------------|----|-----|----|----|----|-----|
| BUCCANEERS  | 30 | 49  | 41 | 79 | 0  | 199 |
| OPPONENTS   | 82 | 111 | 77 | 95 | 0  | 365 |

| SCORING    | TD | R  | P  | RT | PAT   | FG    | S | PTS |
|------------|----|----|----|----|-------|-------|---|-----|
| Christie   | 0  | 0  | 0  | 0  | 22/22 | 15/20 | 0 | 67  |
| Cobb       | 7  | 7  | 0  | 0  | 0/0   | 0/0   | 0 | 42  |
| Dawsey     | 4  | 1  | 3  | 0  | 0/0   | 0/0   | 0 | 24  |
| BUCCANEERS | 22 | 9  | 13 | 0  | 22/22 | 15/20 | 0 | 199 |
| OPPONENTS  | 41 | 21 | 15 | 5  | 40/41 | 25/35 | 2 | 365 |

| FIELD GOALS | 1/19 | 20/29 | 30/39 | 40/49 | 50+ LONG |    |
|-------------|------|-------|-------|-------|----------|----|
| Christie    | 1/1  | 4/4   | 7/11  | 3/4   | 0/0      | 49 |
| BUCCANEERS  | 1/1  | 4/4   | 7/11  | 3/4   | 0/0      | 49 |
| OPPONENTS   | 2/2  | 5/5   | 9/11  | 7/14  | 2/3      | 50 |

| RUSHING     | NO. | YDS.  | AVG. | LONG | TD |
|-------------|-----|-------|------|------|----|
| Cobb        | 196 | 752   | 3.8  | 59t  | 7  |
| G. Anderson | 72  | 263   | 3.7  | 64t  | 1  |
| Wilson      | 42  | 179   | 4.3  | 20   | 0  |
| Testaverde  | 32  | 101   | 3.2  | 19   | 0  |
| Chandler    | 18  | 79    | 4.4  | 12   | 0  |
| BUCCANEERS  | 371 | 1,429 | 3.9  | 64t  | 9  |
| OPPONENTS   | 512 | 2,107 | 4.1  | 71t  | 21 |

| PASSING    | ATT. | CMP. | YDS.  | CMP% | YDS/ATT | TD | TD% | INT | INT% | LONG | SK/LOST | RTG  |
|------------|------|------|-------|------|---------|----|-----|-----|------|------|---------|------|
| Testaverde | 326  | 166  | 1,994 | 50.9 | 6.12    | 8  | 2.5 | 15  | 4.6  | 87t  | 35/234  | 59.0 |
| Chandler   | 104  | 53   | 557   | 51.0 | 5.36    | 4  | 3.8 | 8   | 7.7  | 35   | 10/76   | 47.6 |
| Carlson    | 65   | 31   | 404   | 47.7 | 6.22    | 1  | 1.5 | 6   | 9.2  | 36   | 11/73   | 34.4 |
| BUCCANEERS | 495  | 250  | 2,955 | 50.5 | 5.97    | 13 | 2.6 | 29  | 5.9  | 87t  | 56/383  | 53.4 |
| OPPONENTS  | 438  | 257  | 3,130 | 58.7 | 7.15    | 15 | 3.4 | 11  | 2.5  | 51   | 39/258  | 81.7 |

| RECEIVING   | NO. | YDS.  | AVG. | LONG | TD |
|-------------|-----|-------|------|------|----|
| Dawsey      | 55  | 818   | 14.9 | 65t  | 3  |
| Carrier     | 47  | 698   | 14.9 | 35   | 2  |
| Ron Hall    | 31  | 284   | 9.2  | 24   | 0  |
| Drewrey     | 26  | 375   | 14.4 | 87t  | 2  |
| G. Anderson | 25  | 184   | 7.4  | 21   | 0  |
| BUCCANEERS  | 250 | 2,955 | 11.8 | 87t  | 13 |
| OPPONENTS   | 257 | 3,130 | 12.2 | 51   | 15 |

| INTERCEPTIONS | NO. | YDS. | AVG. | LONG | TD |
|---------------|-----|------|------|------|----|
| Covington     | 3   | 21   | 7.0  | 18   | 0  |
| Fullington    | 2   | 13   | 6.5  | 10   | 0  |
| Reynolds      | 2   | 7    | 3.5  | 7    | 0  |

Four tied with one

|            |    |     |      |    |   |
|------------|----|-----|------|----|---|
| BUCCANEERS | 11 | 62  | 5.7  | 18 | 0 |
| OPPONENTS  | 29 | 349 | 12.0 | 32 | 1 |

| TACKLES   | SOLO | ASST. | TOTAL |
|-----------|------|-------|-------|
| Thomas    | 98   | 76    | 174   |
| Solomon   | 91   | 37    | 128   |
| Covington | 64   | 20    | 84    |
| M. Carter | 41   | 21    | 62    |
| Murphy    | 31   | 30    | 61    |

| SACKS   | SPECIAL TEAM TACKLES |                    |   |
|---------|----------------------|--------------------|---|
| Thomas  | 11.0                 | Anno               | 9 |
| Manley  | 7.0                  | Hardy              | 7 |
| Newton  | 5.5                  | Tiggle             | 7 |
| McCants | 5.0                  | Four tied with six |   |
| Davis   | 3.5                  |                    |   |

BUCCANEERS 39.0

OPPONENTS 56.0

| PUNTING    | NO. | YDS.  | AVG. | NET  | TB | IN20LG | BK |   |
|------------|-----|-------|------|------|----|--------|----|---|
| Royals     | 84  | 3,389 | 40.3 | 32.3 | 6  | 22     | 56 | 0 |
| BUCCANEERS | 84  | 3,389 | 40.3 | 32.3 | 6  | 22     | 56 | 0 |
| OPPONENTS  | 71  | 3,049 | 42.9 | 36.5 | 5  | 18     | 63 | 0 |

| PUNT RETURNS | RET. | FC | YDS. | AVG. | LONG | TD |
|--------------|------|----|------|------|------|----|
| Drewrey      | 38   | 15 | 360  | 9.5  | 33   | 0  |
| C. Carter    | 1    | 0  | 1    | 1.0  | 1    | 0  |
| BUCCANEERS   | 39   | 15 | 361  | 9.3  | 33   | 0  |
| OPPONENTS    | 49   | 11 | 559  | 11.4 | 70t  | 1  |

| KICKOFF RETURNS | NO. | YDS. | AVG. | LONG | TD |
|-----------------|-----|------|------|------|----|
| G. Anderson     | 34  | 643  | 18.9 | 39   | 0  |
| Drewrey         | 12  | 246  | 20.5 | 43   | 0  |
| Hardy           | 8   | 119  | 14.9 | 26   | 0  |
| Cobb            | 2   | 15   | 7.5  | 15   | 0  |
| Wilson          | 2   | 19   | 9.5  | 11   | 0  |

|            |    |       |      |    |   |
|------------|----|-------|------|----|---|
| BUCCANEERS | 60 | 1,047 | 17.5 | 43 | 0 |
| OPPONENTS  | 32 | 720   | 22.5 | 55 | 0 |

## USUAL STARTING LINEUP

| OFFENSE: | DEFENSE: |                  |     |    |                  |
|----------|----------|------------------|-----|----|------------------|
| WR       | 88       | Mark Carrier     | LE  | 98 | Ray Seals        |
| LT       | 74       | Paul Gruber      | NT  | 96 | Tim Newton       |
| LG       | 73       | Tom McHale       | UT  | 79 | Rueben Davis     |
| C        | 61       | Tony Mayberry    | RE  | 52 | Keith McCants    |
| RG       | 62       | Ian Beckles      | OLB | 59 | Kevin Murphy     |
| RT       | 72       | Rob Taylor       | ILB | 55 | Jesse Solomon    |
| TE       | 82       | Ron Hall         | OLB | 51 | Broderick Thomas |
| WR       | 80       | Lawrence Dawsey  | LCB | 29 | Ricky Reynolds   |
| QB       | 14       | Vinny Testaverde | RCB | 44 | Carl Carter      |
| FB       | 20       | Robert Wilson    | SS  | 25 | Tony Covington   |
| RB       | 34       | Reggie Cobb      | FS  | 23 | Marty Carter     |

| DATE  | W/L | SCORE | OPPONENT             | ATT.   |
|-------|-----|-------|----------------------|--------|
| 9/6   | W   | 23-7  | Phoenix              | 41,315 |
| 9/13  | W   | 31-3  | GREEN BAY            | 50,051 |
| 9/20  | L   | 20-26 | at Minnesota         | 48,113 |
| 9/27  | W   | 27-23 | at Detroit           | 51,374 |
| 10/4  | L   | 14-24 | INDIANAPOLIS         | 56,585 |
| 10/18 | L   | 14-31 | at Chicago           | 61,412 |
| 10/25 | L   | 7-38  | DETROIT              | 53,995 |
| 11/1  | L   | 21-23 | at New Orleans       | 68,591 |
| 11/8  | L   | 7-35  | MINNESOTA            | 49,095 |
| 11/15 | W   | 20-17 | CHICAGO              | 69,102 |
| 11/22 | L   | 14-29 | at San Diego         | 43,197 |
| 11/29 | L   | 14-19 | at Green Bay (Milw.) | 52,347 |
| 12/6  | L   | 27-31 | L.A. RAMS            | 38,387 |
| 12/13 | L   | 7-35  | ATLANTA              | 39,056 |
| 12/19 | L   | 14-21 | at San Francisco     | 60,519 |
| 12/27 | W   | 7-3   | at Phoenix           | 29,645 |

|                      | BUCS    | OPP     |
|----------------------|---------|---------|
| TOTAL FIRST DOWNS    | 281     | 296     |
| Rushing              | 100     | 100     |
| Passing              | 165     | 175     |
| Penalty              | 16      | 21      |
| 3rd Down: Made/Att.  | 78/210  | 92/212  |
| 4th Down: Made/Att.  | 8/21    | 7/12    |
| POSSESSION AVG.      | 29:15   | 30:45   |
| TOTAL NET YARDS      | 4,771   | 5,185   |
| Avg. Per Game        | 298.2   | 324.1   |
| Total Plays          | 994     | 985     |
| Avg. Per Play        | 4.8     | 5.3     |
| NET YARDS RUSHING    | 1,706   | 1,675   |
| Avg. Per Game        | 106.6   | 104.7   |
| Total Rushes         | 438     | 441     |
| NET YARDS PASSING    | 3,065   | 3,510   |
| Avg. Per Game        | 191.6   | 219.4   |
| Sacked/Yards Lost    | 45/334  | 36/230  |
| Gross Yards          | 3,399   | 3,740   |
| Att./Completions     | 511/299 | 508/293 |
| Completion Pct.      | 58.5    | 57.7    |
| Had Intercepted      | 20      | 20      |
| PUNTS/AVERAGE        | 74/40.7 | 64/41.3 |
| NET PUNTING AVG.     | 36.2    | 36.3    |
| PENALTIES/YARDS      | 92/754  | 74/563  |
| FUMBLES/FUMBLES LOST | 19/9    | 19/12   |
| TOUCHDOWNS           | 33      | 43      |
| Rushing              | 12      | 15      |
| Passing              | 17      | 25      |
| Returns              | 4       | 3       |

| BY QUARTERS       | 1         | 2          | 3         | 4         | OT       | TOT        |
|-------------------|-----------|------------|-----------|-----------|----------|------------|
| <b>BUCCANEERS</b> | <b>60</b> | <b>107</b> | <b>31</b> | <b>69</b> | <b>0</b> | <b>267</b> |
| OPONENTS          | 88        | 70         | 112       | 95        | 0        | 365        |

| SCORING           | TD        | R         | P         | RT       | PAT          | FG           | S        | P        | T          |
|-------------------|-----------|-----------|-----------|----------|--------------|--------------|----------|----------|------------|
| Cobb              | 9         | 9         | 0         | 0        | 0/0          | 0/0          | 0        | 0        | 54         |
| Willis            | 0         | 0         | 0         | 0        | 20/20        | 8/14         | 0        | 0        | 44         |
| Murray            | 0         | 0         | 0         | 0        | 13/13        | 4/8          | 0        | 0        | 25         |
| Carrier           | 4         | 0         | 4         | 0        | 0/0          | 0/0          | 0        | 0        | 24         |
| Hall              | 4         | 0         | 4         | 0        | 0/0          | 0/0          | 0        | 0        | 24         |
| <b>BUCCANEERS</b> | <b>33</b> | <b>12</b> | <b>17</b> | <b>4</b> | <b>33/33</b> | <b>12/22</b> | <b>0</b> | <b>0</b> | <b>267</b> |
| OPONENTS          | 43        | 15        | 25        | 3        | 43/43        | 20/30        | 2        | 0        | 365        |

| FIELD GOALS       | 1/19       | 20/29      | 30/39      | 40/49       | 50+ LONG   |
|-------------------|------------|------------|------------|-------------|------------|
| Willis            | 0/0        | 3/3        | 1/4        | 4/7         | 0/0        |
| Murray            | 0/0        | 0/0        | 2/4        | 2/4         | 0/0        |
| <b>BUCCANEERS</b> | <b>0/0</b> | <b>3/3</b> | <b>3/8</b> | <b>6/11</b> | <b>0/0</b> |
| OPONENTS          | 1/1        | 6/6        | 8/11       | 4/8         | 1/4        |

| USUAL STARTING LINEUP OFFENSE: | DEFENSE:                 |
|--------------------------------|--------------------------|
| WR 88 Mark Carrier             | LE 98 Ray Seals          |
| LT 74 Paul Gruber              | NT 77 Mark Wheeler       |
| LG 66 Bruce Reimers            | UT 71 Santana Dotson     |
| C 61 Tony Mayberry             | RE 52 Keith McCants      |
| RG 62 Ian Beckles              | OLB 54 Jimmy Williams    |
| RT 70 Charles McRae            | ILB 55 Darrick Brownlow  |
| TE 82 Ron Hall                 | OLB 51 Broderick Thomas  |
| WR 80 Lawrence Dawsey          | LCB 29 Ricky Reynolds    |
| QB 14 Vinny Testaverde         | RCB 21 Milton Mack       |
| FB 37 Anthony McDowell         | SS 23 Marty Carter       |
| RB 34 Reggie Cobb              | FS 27 Darrell Fullington |

| PASSING           | ATT.       | CMP.       | YDS.         | CMP%        | YDS/ATT     | TD        | TD%        | INT       | INT%       | LONG       | SK/LOST       | RTG         |
|-------------------|------------|------------|--------------|-------------|-------------|-----------|------------|-----------|------------|------------|---------------|-------------|
| Testaverde        | 358        | 206        | 2,554        | 57.5        | 7.13        | 14        | 3.9        | 16        | 4.5        | 81t        | 35/259        | 74.2        |
| DeBerg            | 125        | 76         | 710          | 60.8        | 5.68        | 3         | 2.4        | 4         | 3.2        | 28t        | 8/66          | 71.1        |
| Erickson          | 26         | 15         | 121          | 57.7        | 4.65        | 0         | 0.0        | 0         | 0.0        | 24         | 2/9           | 69.6        |
| <b>BUCCANEERS</b> | <b>511</b> | <b>299</b> | <b>3,399</b> | <b>58.5</b> | <b>6.65</b> | <b>17</b> | <b>3.3</b> | <b>20</b> | <b>3.9</b> | <b>81t</b> | <b>45/334</b> | <b>73.3</b> |
| OPONENTS          | 508        | 293        | 3,740        | 57.7        | 7.36        | 25        | 4.9        | 20        | 3.9        | 83t        | 36/230        | 80.8        |

| RUSHING           | NO.        | YDS.         | AVG.       | LONG      | TD        |
|-------------------|------------|--------------|------------|-----------|-----------|
| Cobb              | 310        | 1,171        | 3.8        | 25        | 9         |
| Testaverde        | 36         | 197          | 5.5        | 18        | 2         |
| G. Anderson       | 55         | 194          | 3.5        | 18        | 1         |
| McDowell          | 14         | 81           | 5.8        | 23        | 0         |
| Jennings          | 5          | 25           | 5.0        | 10        | 0         |
| <b>BUCCANEERS</b> | <b>438</b> | <b>1,706</b> | <b>3.9</b> | <b>25</b> | <b>12</b> |
| OPONENTS          | 441        | 1,675        | 3.8        | 55t       | 15        |

| RECEIVING         | NO.        | YDS.         | AVG.        | LONG       | TD        |
|-------------------|------------|--------------|-------------|------------|-----------|
| Dawsey            | 60         | 776          | 12.9        | 41         | 1         |
| Carrier           | 56         | 692          | 12.4        | 40         | 4         |
| Hall              | 39         | 351          | 9.0         | 32         | 4         |
| G. Anderson       | 34         | 284          | 8.4         | 34         | 0         |
| McDowell          | 27         | 258          | 9.6         | 51t        | 2         |
| <b>BUCCANEERS</b> | <b>299</b> | <b>3,399</b> | <b>11.4</b> | <b>81t</b> | <b>17</b> |
| OPONENTS          | 293        | 3,740        | 12.8        | 83t        | 25        |

| INTERCEPTIONS | NO. | YDS. | AVG. | LONG | TD |
|---------------|-----|------|------|------|----|
| Fullington    | 3   | 25   | 8.3  | 16   | 0  |
| Carter        | 3   | 1    | 0.3  | 1    | 0  |
| Mack          | 3   | 0    | 0.0  | 0    | 0  |

| FIVE TIED WITH TWO | BUCCANEERS | NO. | YDS. | AVG. | LONG | TD |
|--------------------|------------|-----|------|------|------|----|
| OPONENTS           | 20         | 211 | 10.6 | 46   | 1    |    |

| TACKLES    | SOLO | ASST. | TOTAL |
|------------|------|-------|-------|
| Carter     | 78   | 40    | 118   |
| Williams   | 76   | 39    | 115   |
| Thomas     | 62   | 51    | 113   |
| Fullington | 59   | 35    | 94    |
| Dotson     | 57   | 14    | 71    |

| SACKS      | SPECIAL TEAM TACKLES |
|------------|----------------------|
| Dotson     | 10.0 Brownlow        |
| Fullington | 5.0 King             |
| McCants    | 5.0 Fullington       |
| Seals      | 5.0 Burnette         |
| Wheeler    | 5.0 Alexander        |

| BUCCANEERS | 36.0 |
|------------|------|
| OPONENTS   | 45.0 |

| PUNTING           | NO.       | YDS.         | AVG.        | NET         | TB        | IN20LG    | BK        |
|-------------------|-----------|--------------|-------------|-------------|-----------|-----------|-----------|
| Stryzinski        | 74        | 3,015        | 40.7        | 36.2        | 11        | 15        | 57        |
| <b>BUCCANEERS</b> | <b>74</b> | <b>3,015</b> | <b>40.7</b> | <b>36.2</b> | <b>11</b> | <b>15</b> | <b>57</b> |
| OPONENTS          | 64        | 2,645        | 41.3        | 36.3        | 8         | 16        | 60        |

| PUNT RETURNS      | RET.      | FC        | YDS.       | AVG.       | LONG      | TD       |
|-------------------|-----------|-----------|------------|------------|-----------|----------|
| Hawkins           | 13        | 8         | 53         | 4.1        | 17        | 0        |
| Drewrey           | 7         | 6         | 62         | 8.9        | 17        | 0        |
| G. Anderson       | 6         | 1         | 45         | 7.5        | 13        | 0        |
| <b>BUCCANEERS</b> | <b>26</b> | <b>15</b> | <b>160</b> | <b>6.2</b> | <b>17</b> | <b>0</b> |
| OPONENTS          | 22        | 26        | 117        | 5.3        | 16        | 0        |

| KICKOFF RETURNS   | NO.       | YDS.       | AVG.        | LONG      | TD       |
|-------------------|-----------|------------|-------------|-----------|----------|
| G. Anderson       | 29        | 564        | 19.4        | 39        | 0        |
| Hawkins           | 9         | 118        | 13.1        | 18        | 0        |
| G. Thomas         | 3         | 72         | 24.0        | 37        | 0        |
| Brooks            | 3         | 49         | 16.3        | 24        | 0        |
| <b>BUCCANEERS</b> | <b>50</b> | <b>881</b> | <b>17.6</b> | <b>39</b> | <b>0</b> |
| OPONENTS          | 49        | 1,236      | 25.2        | 89t       | 1        |

| USUAL STARTING LINEUP OFFENSE: | DEFENSE:                 |
|--------------------------------|--------------------------|
| WR 88 Mark Carrier             | LE 98 Ray Seals          |
| LT 74 Paul Gruber              | NT 77 Mark Wheeler       |
| LG 66 Bruce Reimers            | UT 71 Santana Dotson     |
| C 61 Tony Mayberry             | RE 52 Keith McCants      |
| RG 62 Ian Beckles              | OLB 54 Jimmy Williams    |
| RT 70 Charles McRae            | ILB 55 Darrick Brownlow  |
| TE 82 Ron Hall                 | OLB 51 Broderick Thomas  |
| WR 80 Lawrence Dawsey          | LCB 29 Ricky Reynolds    |
| QB 14 Vinny Testaverde         | RCB 21 Milton Mack       |
| FB 37 Anthony McDowell         | SS 23 Marty Carter       |
| RB 34 Reggie Cobb              | FS 27 Darrell Fullington |

**1993**

**RECORD: 5-11 HEAD COACH: SAM WYCHE**

| DATE  | W/L | SCORE | OPPONENT        | ATT.   |
|-------|-----|-------|-----------------|--------|
| 9/5   | L   | 3-27  | KANSAS CITY     | 63,378 |
| 9/12  | L   | 7-23  | at N.Y. Giants  | 75,891 |
| 9/26  | L   | 17-47 | at Chicago      | 58,329 |
| 10/3  | W   | 27-10 | DETROIT         | 40,794 |
| 10/10 | L   | 0-15  | at Minnesota    | 53,562 |
| 10/24 | L   | 14-37 | GREEN BAY       | 47,354 |
| 10/31 | W   | 31-24 | at Atlanta      | 50,647 |
| 11/7  | L   | 0-23  | at Detroit      | 65,295 |
| 11/14 | L   | 21-45 | SAN FRANCISCO   | 43,835 |
| 11/21 | W   | 23-10 | MINNESOTA       | 40,848 |
| 11/28 | L   | 10-13 | at Green Bay    | 56,995 |
| 12/5  | L   | 17-23 | WASHINGTON      | 49,035 |
| 12/12 | W   | 13-10 | CHICAGO         | 56,667 |
| 12/19 | L   | 20-27 | at L.A. Raiders | 40,532 |
| 12/26 | W   | 17-10 | at Denver       | 73,434 |
| 1/2   | L   | 17-32 | SAN DIEGO       | 35,587 |

|                      | BUCS    | OPP     |
|----------------------|---------|---------|
| TOTAL FIRST DOWNS    | 241     | 280     |
| Rushing              | 80      | 109     |
| Passing              | 141     | 152     |
| Penalty              | 20      | 19      |
| 3rd Down: Made/Att.  | 74/213  | 85/224  |
| 4th Down: Made/Att.  | 3/12    | 5/16    |
| POSSESSION AVG.      | 28:38   | 31:22   |
| TOTAL NET YARDS      | 4,311   | 5,246   |
| Avg. Per Game        | 269.4   | 327.9   |
| Total Plays          | 949     | 1,011   |
| Avg. Per Play        | 4.5     | 5.2     |
| NET YARDS RUSHING    | 1,290   | 1,994   |
| Avg. Per Game        | 80.6    | 124.6   |
| Total Rushes         | 402     | 479     |
| NET YARDS PASSING    | 3,021   | 3,252   |
| Avg. Per Game        | 188.8   | 203.3   |
| Sacked/Yards Lost    | 39/274  | 29/132  |
| Gross Yards          | 3,295   | 3,384   |
| Att./Completions     | 503/262 | 503/300 |
| Completion Pct.      | 51.6    | 59.6    |
| Had Intercepted      | 25      | 9       |
| PUNTS/AVERAGE        | 94/40.1 | 76/43.3 |
| NET PUNTING AVG.     | 35.3    | 36.3    |
| PENALTIES/YARDS      | 89/765  | 126/913 |
| FUMBLES/FUMBLES LOST | 28/11   | 27/13   |
| TOUCHDOWNS           | 27      | 40      |
| Rushing              | 6       | 15      |
| Passing              | 19      | 22      |
| Returns              | 2       | 3       |

| BY QUARTERS       | 1         | 2         | 3         | 4         | OT       | TOT        |
|-------------------|-----------|-----------|-----------|-----------|----------|------------|
| <b>BUCCANEERS</b> | <b>19</b> | <b>74</b> | <b>89</b> | <b>55</b> | <b>0</b> | <b>237</b> |
| OPPONENTS         | 72        | 133       | 75        | 96        | 0        | 376        |

| SCORING           | TD        | R        | P         | RT       | PAT          | FG           | S        | PTS        |
|-------------------|-----------|----------|-----------|----------|--------------|--------------|----------|------------|
| Husted            | 0         | 0        | 0         | 0        | 27/27        | 16/22        | 0        | 75         |
| Hawkins           | 5         | 0        | 5         | 0        | 0/0          | 0/0          | 0        | 30         |
| Cobb              | 4         | 3        | 1         | 0        | 0/0          | 0/0          | 0        | 24         |
| Copeland          | 4         | 0        | 4         | 0        | 0/0          | 0/0          | 0        | 24         |
| Workman           | 4         | 2        | 2         | 0        | 0/0          | 0/0          | 0        | 24         |
| <b>BUCCANEERS</b> | <b>27</b> | <b>6</b> | <b>19</b> | <b>2</b> | <b>27/27</b> | <b>16/22</b> | <b>0</b> | <b>237</b> |
| OPPONENTS         | 40        | 15       | 22        | 3        | 38/40        | 32/35        | 1        | 376        |

| FIELD GOALS       | 1/19       | 20/29      | 30/39      | 40/49      | 50+        | LONG      |
|-------------------|------------|------------|------------|------------|------------|-----------|
| Husted            | 0/0        | 5/5        | 5/6        | 3/6        | 3/5        | 57        |
| <b>BUCCANEERS</b> | <b>0/0</b> | <b>5/5</b> | <b>5/6</b> | <b>3/6</b> | <b>3/5</b> | <b>57</b> |
| OPPONENTS         | 0/0        | 9/9        | 10/10      | 9/10       | 4/6        | 55        |

| RUSHING     | NO. | YDS. | AVG. | LONG | TD |
|-------------|-----|------|------|------|----|
| Cobb        | 221 | 658  | 3.0  | 16   | 3  |
| Workman     | 78  | 284  | 3.6  | 21   | 2  |
| Royster     | 33  | 115  | 3.5  | 19   | 1  |
| Erickson    | 26  | 96   | 3.7  | 15   | 0  |
| G. Anderson | 28  | 56   | 2.0  | 13   | 0  |

|                   |            |              |            |           |          |
|-------------------|------------|--------------|------------|-----------|----------|
| <b>BUCCANEERS</b> | <b>402</b> | <b>1,290</b> | <b>3.2</b> | <b>22</b> | <b>6</b> |
| OPPONENTS         | 479        | 1,994        | 4.2        | 78t       | 15       |

| RECEIVING | NO. | YDS. | AVG. | LONG | TD |
|-----------|-----|------|------|------|----|
| Hawkins   | 62  | 933  | 15.0 | 67   | 5  |
| Workman   | 54  | 411  | 7.6  | 42t  | 2  |
| Copeland  | 30  | 633  | 21.1 | 67t  | 4  |
| Hall      | 23  | 268  | 11.7 | 37t  | 1  |
| C. Wilson | 15  | 225  | 15.0 | 24   | 0  |

|                   |            |              |             |            |           |
|-------------------|------------|--------------|-------------|------------|-----------|
| <b>BUCCANEERS</b> | <b>262</b> | <b>3,295</b> | <b>12.6</b> | <b>67t</b> | <b>19</b> |
| OPPONENTS         | 300        | 3,384        | 11.3        | 53t        | 22        |

| INTERCEPTIONS | NO. | YDS. | AVG. | LONG | TD |
|---------------|-----|------|------|------|----|
| King          | 3   | 29   | 9.7  | 28   | 0  |

Six tied with one

|                   |          |           |            |           |          |
|-------------------|----------|-----------|------------|-----------|----------|
| <b>BUCCANEERS</b> | <b>9</b> | <b>71</b> | <b>7.9</b> | <b>28</b> | <b>2</b> |
| OPPONENTS         | 25       | 280       | 11.2       | 59t       | 1        |

| TACKLES   | SOLO | ASST. | TOTAL |
|-----------|------|-------|-------|
| Nickerson | 124  | 90    | 214   |
| Carter    | 94   | 36    | 130   |
| Mayhew    | 48   | 28    | 76    |
| Thomas    | 43   | 32    | 75    |
| Dotson    | 41   | 22    | 63    |

| SACKS   | SPECIAL TEAM TACKLES |          |    |
|---------|----------------------|----------|----|
| Seals   | 8.5                  | Brownlow | 11 |
| Curry   | 5.0                  | Jones    | 10 |
| Dotson  | 5.0                  | Buckley  | 7  |
| Price   | 3.0                  | Bussey   | 6  |
| Wheeler | 2.0                  | Gray     | 6  |
| Lee     | 2.0                  | Lynch    | 6  |

|                   |             |
|-------------------|-------------|
| <b>BUCCANEERS</b> | <b>20.0</b> |
| OPPONENTS         | 34.0        |

| PUNTING           | NO.       | YDS.         | AVG.        | NET         | TB       | IN20LG    | BK        |
|-------------------|-----------|--------------|-------------|-------------|----------|-----------|-----------|
| Stryzinski        | 93        | 3,772        | 40.6        | 35.3        | 3        | 24        | 57        |
| <b>BUCCANEERS</b> | <b>94</b> | <b>3,772</b> | <b>40.1</b> | <b>35.3</b> | <b>3</b> | <b>24</b> | <b>57</b> |
| OPPONENTS         | 76        | 3,290        | 43.3        | 36.3        | 11       | 20        | 64        |

| PUNT RETURNS | RET. | FC | YDS. | AVG. | LONG | TD |
|--------------|------|----|------|------|------|----|
| G. Anderson  | 17   | 1  | 113  | 6.6  | 15   | 0  |
| Hawkins      | 15   | 8  | 166  | 11.1 | 35   | 0  |
| Claborn      | 6    | 6  | 32   | 5.3  | 13   | 0  |

|                   |           |           |            |            |           |          |
|-------------------|-----------|-----------|------------|------------|-----------|----------|
| <b>BUCCANEERS</b> | <b>38</b> | <b>15</b> | <b>311</b> | <b>8.2</b> | <b>35</b> | <b>0</b> |
| OPPONENTS         | 53        | 23        | 394        | 7.4        | 54        | 0        |

| KICKOFF RETURNS | NO. | YDS. | AVG. | LONG | TD |
|-----------------|-----|------|------|------|----|
| C. Wilson       | 23  | 454  | 19.7 | 42   | 0  |
| G. Anderson     | 12  | 181  | 15.1 | 24   | 0  |
| Royster         | 8   | 102  | 12.8 | 26   | 0  |
| Turner          | 6   | 61   | 10.2 | 19   | 0  |
| Workman         | 5   | 67   | 13.4 | 19   | 0  |

|                   |           |            |             |           |          |
|-------------------|-----------|------------|-------------|-----------|----------|
| <b>BUCCANEERS</b> | <b>58</b> | <b>922</b> | <b>15.9</b> | <b>42</b> | <b>0</b> |
| OPPONENTS         | 28        | 499        | 17.8        | 46        | 0        |

| USUAL STARTING LINEUP |                     | DEFENSE: |                    |
|-----------------------|---------------------|----------|--------------------|
| WR                    | 85 Courtney Hawkins | LE       | 98 Ray Seals       |
| LT                    | 74 Paul Gruber      | NT       | 77 Mark Wheeler    |
| LG                    | 66 Bruce Reimers    | UT       | 71 Santana Dotson  |
| C                     | 61 Tony Mayberry    | RE       | 75 Eric Curry      |
| RG                    | 62 Ian Beckles      | OLB      | 54 Jimmy Williams  |
| RT                    | 76 Scott Dill       | ILB      | 56 Hardy Nickerson |
| TE                    | 82 Ron Hall         | DB       | 27 Barney Bussey   |
| WR                    | 88 Horace Copeland  | LCB      | 35 Martin Mayhew   |
| QB                    | 7 Craig Erickson    | RCB      | 29 Ricky Reynolds  |
| FB                    | 46 Vince Workman    | SS       | 23 Marty Carter    |
| RB                    | 34 Reggie Cobb      | FS       | 41 Joe King        |

| PASSING           | ATT.       | CMP.       | YDS.         | CMP%        | YDS/ATT     | TD        | TD%        | INT       | INT%       | LONG       | SK/LOST       | RTG         |
|-------------------|------------|------------|--------------|-------------|-------------|-----------|------------|-----------|------------|------------|---------------|-------------|
| Erickson          | 457        | 233        | 3,054        | 51.0        | 6.68        | 18        | 3.9        | 21        | 4.6        | 67t        | 35/236        | 66.4        |
| DeBerg            | 39         | 23         | 186          | 59.0        | 4.77        | 1         | 2.6        | 3         | 7.7        | 24         | 3/27          | 47.6        |
| Weldon            | 11         | 6          | 55           | 54.5        | 5.00        | 0         | 0.0        | 1         | 9.1        | 20         | 1/11          | 30.5        |
| <b>BUCCANEERS</b> | <b>508</b> | <b>262</b> | <b>3,295</b> | <b>51.6</b> | <b>6.49</b> | <b>19</b> | <b>3.7</b> | <b>25</b> | <b>4.9</b> | <b>67t</b> | <b>39/274</b> | <b>64.1</b> |
| OPPONENTS         | 503        | 300        | 3,384        | 59.6        | 6.73        | 22        | 4.4        | 9         | 1.8        | 53t        | 29/132        | 86.9        |

| DATE  | W/L | SCORE      | OPPONENT         | ATT.   |
|-------|-----|------------|------------------|--------|
| 9/4   | L   | 9-21       | at Chicago       | 61,844 |
| 9/11  | W   | 24-10      | INDIANAPOLIS     | 36,631 |
| 9/18  | L   | 7-9        | NEW ORLEANS      | 45,522 |
| 9/25  | L   | 3-30       | at Green Bay     | 58,551 |
| 10/2  | W   | 24-14      | DETROIT          | 38,012 |
| 10/9  | L   | 13-34      | at Atlanta       | 52,633 |
| 10/23 | L   | 16-41      | at San Francisco | 62,741 |
| 10/30 | L   | 13-36      | MINNESOTA        | 42,110 |
| 11/6  | L   | 6-20       | CHICAGO          | 60,821 |
| 11/13 | L   | 9-14       | at Detroit       | 50,814 |
| 11/20 | L   | 21-22      | at Seattle       | 37,466 |
| 11/27 | W   | 20-17 (ot) | at Minnesota     | 47,259 |
| 12/4  | W   | 26-21      | WASHINGTON       | 45,121 |
| 12/11 | W   | 24-14      | L.A. RAMS        | 34,150 |
| 12/18 | W   | 17-14      | at Washington    | 47,315 |
| 12/24 | L   | 19-34      | GREEN BAY        | 65,076 |

|                      | BUCS    | OPP     |
|----------------------|---------|---------|
| TOTAL FIRST DOWNS    | 276     | 298     |
| Rushing              | 104     | 100     |
| Passing              | 149     | 179     |
| Penalty              | 23      | 19      |
| 3rd Down: Made/Att.  | 73/199  | 94/214  |
| 4th Down: Made/Att.  | 6/15    | 4/12    |
| POSSESSION AVG.      | 29:55   | 30:05   |
| TOTAL NET YARDS      | 4,754   | 5,336   |
| Avg. Per Game        | 297.1   | 333.5   |
| Total Plays          | 951     | 986     |
| Avg. Per Play        | 5.0     | 5.4     |
| NET YARDS RUSHING    | 1,489   | 1,964   |
| Avg. Per Game        | 93.1    | 122.8   |
| Total Rushes         | 430     | 468     |
| NET YARDS PASSING    | 3,265   | 3,372   |
| Avg. Per Game        | 204.1   | 210.8   |
| Sacked /Yards Lost   | 30/171  | 20/114  |
| Gross Yards          | 3,436   | 3,486   |
| Att./Completions     | 491/271 | 498/303 |
| Completion Pct.      | 55.2    | 60.8    |
| Had Intercepted      | 16      | 9       |
| PUNTS/AVERAGE        | 74/38.6 | 68/42.7 |
| NET PUNTING AVG.     | 35.5    | 34.6    |
| PENALTIES/YARDS      | 93/805  | 94/690  |
| FUMBLES/FUMBLES LOST | 18/7    | 21/12   |
| TOUCHDOWNS           | 26      | 40      |
| Rushing              | 8       | 13      |
| Passing              | 17      | 25      |
| Returns              | 1       | 2       |

| BY QUARTERS       | 1         | 2         | 3         | 4         | OT       | TOT        |
|-------------------|-----------|-----------|-----------|-----------|----------|------------|
| <b>BUCCANEERS</b> | <b>30</b> | <b>94</b> | <b>35</b> | <b>89</b> | <b>3</b> | <b>251</b> |
| OPPONENTS         | 75        | 142       | 74        | 60        | 0        | 351        |

| SCORING           | TD        | R        | P         | RT       | PAT          | FG        | S        | PTS        |
|-------------------|-----------|----------|-----------|----------|--------------|-----------|----------|------------|
| Husted            | 0         | 0        | 0         | 0        | 20/20        | 23/35     | 0        | 89         |
| Rhett             | 7         | 7        | 0         | 0        | 0/0          | 0/0       | 0        | 44         |
| C. Wilson         | 6         | 0        | 6         | 0        | 0/0          | 0/0       | 0        | 36         |
| Hawkins           | 5         | 0        | 5         | 0        | 0/0          | 0/0       | 0        | 30         |
| J. Harris         | 3         | 0        | 3         | 0        | 0/0          | 0/0       | 0        | 20         |
| <b>BUCCANEERS</b> | <b>26</b> | <b>8</b> | <b>17</b> | <b>1</b> | <b>20/20</b> | <b>35</b> | <b>0</b> | <b>251</b> |
| OPPONENTS         | 40        | 13       | 25        | 2        | 38/38        | 23/26     | 0        | 351        |

| FIELD GOALS       | 1/19       | 20/29      | 30/39        | 40/49       | 50+ LONG   |           |
|-------------------|------------|------------|--------------|-------------|------------|-----------|
| Husted            | 0/0        | 8/8        | 10/12        | 4/10        | 1/5        | 53        |
| <b>BUCCANEERS</b> | <b>0/0</b> | <b>8/8</b> | <b>10/12</b> | <b>4/10</b> | <b>1/5</b> | <b>53</b> |
| OPPONENTS         | 2/2        | 10/11      | 7/7          | 3/5         | 1/1        | 51        |

| RUSHING           | NO.        | YDS.         | AVG.       | LONG      | TD       |
|-------------------|------------|--------------|------------|-----------|----------|
| Rhett             | 284        | 1,011        | 3.6        | 27        | 7        |
| Workman           | 79         | 291          | 3.7        | 18        | 0        |
| Erickson          | 26         | 68           | 2.6        | 17        | 1        |
| McDowell          | 21         | 58           | 2.8        | 8         | 0        |
| Dilfer            | 2          | 27           | 13.5       | 15        | 0        |
| <b>BUCCANEERS</b> | <b>430</b> | <b>1,489</b> | <b>3.5</b> | <b>27</b> | <b>8</b> |
| OPPONENTS         | 468        | 1,964        | 4.2        | 85        | 13       |

| PASSING           | ATT.       | CMP.       | YDS.         | CMP%        | YDS/ATT     | TD        | TD%        | INT       | INT%       | LONG       | SK/LOST       | RTG         |
|-------------------|------------|------------|--------------|-------------|-------------|-----------|------------|-----------|------------|------------|---------------|-------------|
| Erickson          | 399        | 225        | 2,919        | 56.4        | 7.32        | 16        | 4.0        | 10        | 2.5        | 71t        | 22/129        | 82.5        |
| Dilfer            | 82         | 38         | 433          | 46.3        | 5.28        | 1         | 1.2        | 6         | 7.3        | 42         | 8/42          | 36.3        |
| Weldon            | 9          | 7          | 63           | 77.8        | 7.00        | 0         | 0.0        | 0         | 0.0        | 27         | 0/0           | 95.8        |
| Stryzinski        | 1          | 1          | 21           | 100.0       | 21.00       | 0         | 0.0        | 0         | 0.0        | 21         | 0/0           | 118.8       |
| <b>BUCCANEERS</b> | <b>491</b> | <b>271</b> | <b>3,436</b> | <b>55.2</b> | <b>7.00</b> | <b>17</b> | <b>3.5</b> | <b>16</b> | <b>3.3</b> | <b>71t</b> | <b>30/171</b> | <b>75.2</b> |
| OPPONENTS         | 498        | 303        | 3,486        | 60.8        | 7.00        | 25        | 5.0        | 9         | 1.8        | 81t        | 20/114        | 91.2        |

| RECEIVING         | NO.        | YDS.         | AVG.        | LONG       | TD        |
|-------------------|------------|--------------|-------------|------------|-----------|
| Dawsey            | 46         | 673          | 14.6        | 46         | 1         |
| Hawkins           | 37         | 438          | 11.8        | 32         | 5         |
| C. Wilson         | 31         | 652          | 21.0        | 71t        | 6         |
| McDowell          | 29         | 193          | 6.7         | 19         | 1         |
| J. Harris         | 26         | 337          | 13.0        | 48t        | 3         |
| <b>BUCCANEERS</b> | <b>271</b> | <b>3,436</b> | <b>12.7</b> | <b>71t</b> | <b>17</b> |
| OPPONENTS         | 303        | 3,486        | 11.5        | 81t        | 25        |

| INTERCEPTIONS | NO. | YDS. | AVG. | LONG | TD |
|---------------|-----|------|------|------|----|
| Nickerson     | 2   | 9    | 4.5  | 10   | 0  |
| Mayhew        | 2   | 4    | 2.0  | 4    | 0  |

Five tied with one

| BUCCANEERS | 9  | 77  | 8.6  | 38  | 0 |
|------------|----|-----|------|-----|---|
| OPPONENTS  | 16 | 323 | 20.2 | 92t | 2 |

| TACKLES   | SOLO | ASST. | TOTAL |
|-----------|------|-------|-------|
| Nickerson | 86   | 36    | 122   |
| Carter    | 74   | 19    | 93    |
| Bussey    | 53   | 19    | 72    |
| Mayhew    | 58   | 11    | 69    |
| Everett   | 53   | 12    | 65    |

| SACKS     | SPECIAL TEAM TACKLES |          |   |
|-----------|----------------------|----------|---|
| Culpepper | 4.0                  | Buckley  | 9 |
| Curry     | 3.0                  | Lynch    | 8 |
| Dotson    | 3.0                  | J. Brady | 7 |
| Wheeler   | 3.0                  | Bussey   | 7 |
| K. Wilson | 2.5                  | Marts    | 7 |

| BUCCANEERS | 20.0 |
|------------|------|
| OPPONENTS  | 30.0 |

| PUNTING    | NO. | YDS.  | AVG. | NET  | TB | IN20LG | BK |   |
|------------|-----|-------|------|------|----|--------|----|---|
| Stryzinski | 72  | 2,800 | 38.9 | 35.9 | 6  | 20     | 53 | 0 |
| Husted     | 2   | 53    | 26.5 | 22.0 | 0  | 2      | 32 | 0 |

| BUCCANEERS | 74 | 2,853 | 38.6 | 35.5 | 6  | 22 | 53 | 0 |
|------------|----|-------|------|------|----|----|----|---|
| OPPONENTS  | 68 | 2,902 | 42.7 | 34.6 | 15 | 18 | 65 | 1 |

| PUNT RETURNS | RET. | FC | YDS. | AVG. | LONG | TD |
|--------------|------|----|------|------|------|----|
| Turner       | 21   | 4  | 218  | 10.4 | 80T  | 1  |
| Hawkins      | 5    | 2  | 28   | 5.6  | 9    | 0  |
| Everett      | 2    | 2  | 2    | 1.0  | 1    | 0  |

| BUCCANEERS | 28 | 8  | 248 | 8.9 | 80t | 1 |
|------------|----|----|-----|-----|-----|---|
| OPPONENTS  | 19 | 42 | 103 | 5.4 | 40  | 0 |

| KICKOFF RETURNS | NO. | YDS. | AVG. | LONG | TD |
|-----------------|-----|------|------|------|----|
| Turner          | 43  | 886  | 20.6 | 77   | 0  |
| C. Wilson       | 10  | 251  | 25.1 | 41   | 0  |
| Buckley         | 8   | 177  | 22.1 | 35   | 0  |
| R. Green        | 2   | 33   | 16.5 | 18   | 0  |
| Culpepper       | 2   | 30   | 15.0 | 18   | 0  |
| Moore           | 2   | 27   | 13.5 | 16   | 0  |

| BUCCANEERS | 70 | 1,422 | 20.3 | 77 | 0 |
|------------|----|-------|------|----|---|
| OPPONENTS  | 44 | 941   | 21.4 | 57 | 0 |

| USUAL STARTING LINEUP |                     |          |                    |
|-----------------------|---------------------|----------|--------------------|
| OFFENSE:              |                     | DEFENSE: |                    |
| WR                    | 85 Courtney Hawkins | LE       | 72 Chidi Ahanotu   |
| LT                    | 74 Paul Gruber      | NT       | 73 Brad Culpepper  |
| LG                    | 70 Charles McRae    | UT       | 71 Santana Dotson  |
| C                     | 61 Tony Mayberry    | RE       | 75 Eric Curry      |
| RG                    | 62 Ian Beckles      | OLB      | 55 Lonnie Marts    |
| RT                    | 76 Scott Dill       | ILB      | 56 Hardy Nickerson |
| TE                    | 81 Jackie Harris    | OLB      | 27 Barney Bussey   |
|                       | 86 Tyji Armstrong   | LCB      | 35 Martin Mayhew   |
| WR                    | 84 Charles Wilson   | RCB      | 39 Charles Dimry   |
| QB                    | 7 Craig Erickson    | SS       | 23 Marty Carter    |
| FB                    | 33 Anthony McDowell | FS       | 22 Thomas Everett  |
| RB                    | 32 Errict Rhett     |          |                    |
|                       | 46 Vince Workman    |          |                    |

1995

RECORD: 7-9 HEAD COACH: SAM WYCHE

| DATE  | W/L | SCORE      | OPPONENT        | ATT.   |
|-------|-----|------------|-----------------|--------|
| 9/3   | W   | 21-6       | at Philadelphia | 66,266 |
| 9/10  | L   | 6-22       | at Cleveland    | 61,083 |
| 9/17  | L   | 6-25       | CHICAGO         | 71,507 |
| 9/24  | W   | 14-3       | WASHINGTON      | 49,234 |
| 10/1  | W   | 20-13      | at Carolina     | 50,076 |
| 10/8  | W   | 19-16      | CINCINNATI      | 41,732 |
| 10/15 | W   | 20-17 (ot) | MINNESOTA       | 55,703 |
| 10/22 | L   | 21-24      | ATLANTA         | 66,135 |
| 10/29 | L   | 7-19       | at Houston      | 31,489 |
| 11/2  | L   | 24-27      | at Detroit      | 60,644 |
| 11/9  | W   | 17-16      | JACKSONVILLE    | 71,629 |
| 11/26 | L   | 13-35      | at Green Bay    | 59,218 |
| 12/3  | L   | 17-31      | at Minnesota    | 52,879 |
| 12/10 | W   | 13-10 (ot) | GREEN BAY       | 67,557 |
| 12/17 | L   | 10-31      | at Chicago      | 49,475 |
| 12/23 | L   | 10-37      | DETROIT         | 50,049 |

| BUCS | OPP |
|------|-----|
|------|-----|

|                      |         |         |
|----------------------|---------|---------|
| TOTAL FIRST DOWNS    | 283     | 336     |
| Rushing              | 101     | 104     |
| Passing              | 159     | 202     |
| Penalty              | 23      | 30      |
| 3rd Down: Made/Att.  | 68/195  | 93/211  |
| 4th Down: Made/Att.  | 7/13    | 4/7     |
| POSSESSION AVG.      | 28:35   | 31:25   |
| TOTAL NET YARDS      | 4,542   | 5,712   |
| Avg. Per Game        | 283.9   | 357.0   |
| Total Plays          | 961     | 1031    |
| Avg. Per Play        | 4.7     | 5.5     |
| NET YARDS RUSHING    | 1,587   | 1,754   |
| Avg. Per Game        | 99.2    | 109.6   |
| Total Rushes         | 398     | 449     |
| NET YARDS PASSING    | 2,955   | 3,958   |
| Avg. Per Game        | 184.7   | 247.4   |
| Sacked/Yards Lost    | 56/386  | 25/140  |
| Gross Yards          | 3,341   | 4,098   |
| Att./Completions     | 507/267 | 557/346 |
| Completion Pct.      | 52.7    | 62.1    |
| Had Intercepted      | 20      | 14      |
| PUNTS/AVERAGE        | 78/42.3 | 59/40.0 |
| NET PUNTING AVG.     | 36.2    | 32.3    |
| PENALTIES/YARDS      | 113/882 | 87/698  |
| FUMBLES/FUMBLES LOST | 25/14   | 26/16   |
| TOUCHDOWNS           | 26      | 35      |
| Rushing              | 19      | 14      |
| Passing              | 5       | 19      |
| Returns              | 2       | 2       |

| BY QUARTERS       | 1         | 2         | 3         | 4         | OT       | TOT        |
|-------------------|-----------|-----------|-----------|-----------|----------|------------|
| <b>BUCCANEERS</b> | <b>48</b> | <b>77</b> | <b>36</b> | <b>71</b> | <b>6</b> | <b>238</b> |
| OPPONENTS         | 73        | 106       | 69        | 87        | 0        | 335        |

| SCORING           | TD        | R         | P        | RT       | PAT          | 2-PT.      | FG           | S        | PTS        |
|-------------------|-----------|-----------|----------|----------|--------------|------------|--------------|----------|------------|
| Husted            | 0         | 0         | 0        | 0        | 25/25        | 0          | 19/26        | 0        | 82         |
| Rhett             | 11        | 11        | 0        | 0        | 0/0          | 0          | 0/0          | 0        | 66         |
| Ellison           | 5         | 5         | 0        | 0        | 0/0          | 0          | 0/0          | 0        | 30         |
| Difler            | 2         | 2         | 0        | 0        | 0/0          | 0          | 0/0          | 0        | 12         |
| Copeland          | 2         | 0         | 2        | 0        | 0/0          | 0          | 0/0          | 0        | 12         |
| Harper            | 2         | 0         | 2        | 0        | 0/0          | 0          | 0/0          | 0        | 12         |
| <b>BUCCANEERS</b> | <b>26</b> | <b>19</b> | <b>5</b> | <b>2</b> | <b>25/25</b> | <b>0/1</b> | <b>19/26</b> | <b>0</b> | <b>238</b> |
| OPPONENTS         | 35        | 14        | 9        | 2        | 30/31        | 1/4        | 31/40        | 0        | 335        |

| FIELD GOALS       | 1/19       | 20/29      | 30/39      | 40/49      | 50+        | LONG      |
|-------------------|------------|------------|------------|------------|------------|-----------|
| Husted            | 1/1        | 5/6        | 5/7        | 5/9        | 3/3        | 53        |
| <b>BUCCANEERS</b> | <b>1/1</b> | <b>5/6</b> | <b>5/7</b> | <b>5/9</b> | <b>3/3</b> | <b>53</b> |
| OPPONENTS         | 2/2        | 12/13      | 7/8        | 8/12       | 2/5        | 51        |

| RUSHING | NO. | YDS.  | AVG. | LONG | TD |
|---------|-----|-------|------|------|----|
| Rhett   | 332 | 1,207 | 3.6  | 21   | 11 |
| Ellison | 26  | 218   | 8.4  | 75   | 5  |
| Difler  | 23  | 115   | 5.0  | 21t  | 2  |
| Edmonds | 5   | 28    | 5.6  | 9    | 0  |
| Hawkins | 4   | 5     | 1.3  | 11   | 0  |

|                   |            |              |            |           |           |
|-------------------|------------|--------------|------------|-----------|-----------|
| <b>BUCCANEERS</b> | <b>398</b> | <b>1,587</b> | <b>4.0</b> | <b>75</b> | <b>19</b> |
| OPPONENTS         | 449        | 1,754        | 3.9        | 66t       | 14        |

| RECEIVING | NO. | YDS. | AVG. | LONG | TD |
|-----------|-----|------|------|------|----|
| Harris    | 62  | 751  | 12.1 | 33   | 1  |
| Harper    | 46  | 633  | 13.8 | 49   | 2  |
| Hawkins   | 41  | 493  | 12.0 | 47   | 0  |
| Copeland  | 35  | 605  | 17.3 | 64t  | 2  |
| Dawsey    | 30  | 372  | 12.4 | 26   | 0  |

|                   |            |              |             |            |          |
|-------------------|------------|--------------|-------------|------------|----------|
| <b>BUCCANEERS</b> | <b>267</b> | <b>3,341</b> | <b>12.5</b> | <b>64t</b> | <b>5</b> |
| OPPONENTS         | 346        | 4,098        | 11.8        | 91t        | 19       |

| INTERCEPTIONS | NO. | YDS. | AVG. | LONG | TD |
|---------------|-----|------|------|------|----|
| Mayhew        | 5   | 81   | 16.2 | 40   | 0  |
| Lynch         | 3   | 3    | 1.0  | 3    | 0  |

|                   |           |            |            |           |          |
|-------------------|-----------|------------|------------|-----------|----------|
| Six tied with one |           |            |            |           |          |
| <b>BUCCANEERS</b> | <b>14</b> | <b>137</b> | <b>9.8</b> | <b>40</b> | <b>1</b> |
| OPPONENTS         | 20        | 204        | 10.2       | 32        | 0        |

| TACKLES   | SOLO | ASST. | TOTAL |
|-----------|------|-------|-------|
| Nickerson | 89   | 54    | 143   |
| Brooks    | 60   | 19    | 79    |
| Dimry     | 63   | 14    | 77    |
| Mayhew    | 58   | 17    | 75    |
| Marts     | 48   | 21    | 69    |

| SACKS     | SPECIAL TEAM |         |    |
|-----------|--------------|---------|----|
| TACKLES   |              |         |    |
| Dotson    | 5.0          | DuBose  | 12 |
| Culpepper | 4.0          | Gant    | 11 |
| Ahanotu   | 3.0          | Rouse   | 9  |
| Sapp      | 3.0          | Johnson | 8  |
| Curry     | 2.0          | Buckley | 8  |
| McIntosh  | 2.0          |         |    |

|                   |             |
|-------------------|-------------|
| <b>BUCCANEERS</b> | <b>25.0</b> |
| OPPONENTS         | 56.0        |

| PUNTING           | NO.       | YDS.         | AVG.        | NET         | TB       | IN20LG    | BK        |
|-------------------|-----------|--------------|-------------|-------------|----------|-----------|-----------|
| Roby              | 77        | 3,296        | 42.8        | 36.2        | 7        | 23        | 61        |
| <b>BUCCANEERS</b> | <b>78</b> | <b>3,296</b> | <b>42.3</b> | <b>36.2</b> | <b>7</b> | <b>23</b> | <b>61</b> |
| OPPONENTS         | 59        | 2,358        | 40.0        | 32.3        | 8        | 12        | 61        |

| PUNT RETURNS | RET. | FC | YDS. | AVG. | LONG | TD |
|--------------|------|----|------|------|------|----|
| Edmonds      | 29   | 10 | 293  | 10.1 | 45   | 0  |

|                   |           |           |            |             |           |          |
|-------------------|-----------|-----------|------------|-------------|-----------|----------|
| <b>BUCCANEERS</b> | <b>29</b> | <b>10</b> | <b>293</b> | <b>10.1</b> | <b>45</b> | <b>0</b> |
| OPPONENTS         | 41        | 11        | 335        | 8.2         | 38        | 0        |

| KICKOFF RETURNS | NO. | YDS.  | AVG. | LONG | TD |
|-----------------|-----|-------|------|------|----|
| Edmonds         | 58  | 1,147 | 19.8 | 44   | 0  |
| Ellison         | 15  | 261   | 17.4 | 33   | 0  |
| Buckley         | 2   | 29    | 14.5 | 18   | 0  |
| Armstrong       | 1   | 6     | 6.0  | 6    | 0  |

|                   |           |              |             |           |          |
|-------------------|-----------|--------------|-------------|-----------|----------|
| <b>BUCCANEERS</b> | <b>76</b> | <b>1,443</b> | <b>19.0</b> | <b>44</b> | <b>0</b> |
| OPPONENTS         | 46        | 856          | 18.6        | 37        | 0        |

| USUAL STARTING LINEUP |          |
|-----------------------|----------|
| OFFENSE:              | DEFENSE: |

|    |    |                 |     |    |                 |
|----|----|-----------------|-----|----|-----------------|
| WR | 82 | Alvin Harper    | LE  | 72 | Chidi Ahanotu   |
| LT | 74 | Paul Gruber     | NT  | 77 | Mark Wheeler    |
| LG | 60 | Jim Pyne        | UT  | 71 | Santana Dotson  |
| C  | 61 | Tony Mayberry   |     | 99 | Warren Sapp     |
| RG | 62 | Ian Beckles     | RE  | 75 | Eric Curry      |
| RT | 76 | Scott Dill      | LLB | 51 | Lonnie Marts    |
| TE | 81 | Jackie Harris   | ILB | 56 | Hardy Nickerson |
| WR | 80 | Lawrence Dawsey | RLB | 55 | Derrick Brooks  |
| QB | 12 | Trent Difler    | LCB | 35 | Martin Mayhew   |
| FB | 83 | Dave Moore      | RCB | 39 | Charles Dimry   |
| RB | 32 | Errict Rhett    | SS  | 47 | John Lynch      |
|    |    |                 |     | 27 | Barney Bussey   |
|    |    |                 |     | 22 | Thomas Everett  |

| PASSING           | ATT.       | CMP.       | YDS.         | CMP%        | YDS/ATT     | TD       | TD%        | INT       | INT%       | LONG       | SK/LOST       | RTG         |
|-------------------|------------|------------|--------------|-------------|-------------|----------|------------|-----------|------------|------------|---------------|-------------|
| Difler            | 415        | 224        | 2,774        | 54.0        | 6.68        | 4        | 1.0        | 18        | 4.3        | 64t        | 47/331        | 60.1        |
| Weldon            | 91         | 42         | 519          | 46.2        | 5.70        | 1        | 1.1        | 2         | 2.2        | 40         | 9/55          | 58.8        |
| Roby              | 1          | 1          | 48           | 100.0       | 48.00       | 0        | 0.0        | 0         | 0.0        | 48         | 0/0           | 118.8       |
| <b>BUCCANEERS</b> | <b>507</b> | <b>267</b> | <b>3,341</b> | <b>52.7</b> | <b>6.59</b> | <b>5</b> | <b>1.0</b> | <b>20</b> | <b>3.9</b> | <b>64t</b> | <b>56/386</b> | <b>60.3</b> |
| OPPONENTS         | 557        | 346        | 4,098        | 62.1        | 7.36        | 19       | 3.4        | 14        | 2.5        | 91t        | 25/140        | 85.4        |



| DATE  | W/L | SCORE      | OPPONENT     | ATT.   |
|-------|-----|------------|--------------|--------|
| 9/1   | L   | 3-34       | GREEN BAY    | 54,102 |
| 9/8   | L   | 6-21       | at Detroit   | 54,229 |
| 9/15  | L   | 23-27      | at Denver    | 71,535 |
| 9/22  | L   | 13-17      | SEATTLE      | 30,212 |
| 9/29  | L   | 0-27       | DETROIT      | 34,961 |
| 10/13 | W   | 24-13      | MINNESOTA    | 32,175 |
| 10/20 | L   | 9-13       | at Arizona   | 27,738 |
| 10/27 | L   | 7-13       | at Green Bay | 60,627 |
| 11/3  | L   | 10-13      | at Chicago   | 58,727 |
| 11/10 | W   | 20-17 (ot) | OAKLAND      | 45,392 |
| 11/17 | W   | 25-17      | at San Diego | 57,526 |
| 11/24 | W   | 13-7       | NEW ORLEANS  | 40,203 |
| 12/1  | L   | 0-24       | at Carolina  | 57,623 |
| 12/8  | W   | 24-10      | WASHINGTON   | 44,733 |
| 12/15 | L   | 10-21      | at Minnesota | 49,302 |
| 12/22 | W   | 34-19      | CHICAGO      | 51,572 |

|                      | BUCS    | OPP     |
|----------------------|---------|---------|
| TOTAL FIRST DOWNS    | 260     | 296     |
| Rushing              | 90      | 114     |
| Passing              | 152     | 156     |
| Penalty              | 18      | 26      |
| 3rd Down: Made/Att.  | 89/225  | 87/214  |
| 4th Down: Made/Att.  | 9/24    | 10/13   |
| POSSESSION AVG.      | 30:58   | 29:02   |
| TOTAL NET YARDS      | 4,316   | 4,814   |
| Avg. Per Game        | 269.8   | 300.9   |
| Total Plays          | 996     | 976     |
| Avg. Per Play        | 4.3     | 4.9     |
| NET YARDS RUSHING    | 1,589   | 1,889   |
| Avg. Per Game        | 99.3    | 118.1   |
| Total Rushes         | 472     | 438     |
| NET YARDS PASSING    | 2,727   | 2,925   |
| Avg. Per Game        | 170.4   | 182.8   |
| Sacked/Yards Lost    | 30/217  | 35/207  |
| Gross Yards          | 2,944   | 3,132   |
| Att./Completions     | 494/274 | 503/311 |
| Completion Pct.      | 55.5    | 61.8    |
| Had Intercepted      | 20      | 17      |
| PUNTS/AVERAGE        | 71/42.5 | 74/43.4 |
| NET PUNTING AVG.     | 37.8    | 33.1    |
| PENALTIES/YARDS      | 95/787  | 101/810 |
| FUMBLES/FUMBLES LOST | 28/14   | 31/12   |
| TOUCHDOWNS           | 21      | 34      |
| Rushing              | 8       | 13      |
| Passing              | 12      | 17      |
| Returns              | 1       | 4       |

| BY QUARTERS | 1  | 2  | 3  | 4  | OT | TOT |
|-------------|----|----|----|----|----|-----|
| BUCCANEERS  | 46 | 76 | 38 | 58 | 3  | 221 |
| OPPONENTS   | 64 | 91 | 71 | 67 | 0  | 293 |

| SCORING    | TD | R  | P  | RT | PAT   | 2-PT. | FG    | S | PTS |
|------------|----|----|----|----|-------|-------|-------|---|-----|
| Husted     | 0  | 0  | 0  | 0  | 18/19 | 0     | 25/32 | 0 | 93  |
| Alstott    | 6  | 3  | 3  | 0  | 0/0   | 0     | 0/0   | 0 | 36  |
| Rhett      | 4  | 3  | 1  | 0  | 0/0   | 0     | 0/0   | 0 | 24  |
| Moore      | 3  | 0  | 3  | 0  | 0/0   | 0     | 0/0   | 0 | 18  |
| R. Brooks  | 2  | 2  | 0  | 0  | 0/0   | 0     | 0/0   | 0 | 12  |
| Thomas     | 2  | 0  | 2  | 0  | 0/0   | 0     | 0/0   | 0 | 12  |
| BUCCANEERS | 21 | 8  | 12 | 1  | 18/19 | 1/2   | 25/32 | 0 | 221 |
| OPPONENTS  | 34 | 13 | 17 | 4  | 32/32 | 0/2   | 19/27 | 0 | 293 |

| FIELD GOALS | 1/19 | 20/29 | 30/39 | 40/49 | 50+ | LONG |
|-------------|------|-------|-------|-------|-----|------|
| Husted      | 2/2  | 7/8   | 8/11  | 7/8   | 1/3 | 50   |
| BUCCANEERS  | 2/2  | 7/8   | 8/11  | 7/8   | 1/3 | 50   |
| OPPONENTS   | 0/0  | 9/10  | 4/5   | 6/11  | 0/1 | 48   |

| RUSHING    | NO. | YDS.  | AVG. | LONG | TD |
|------------|-----|-------|------|------|----|
| Rhett      | 176 | 539   | 3.1  | 35   | 3  |
| Alstott    | 96  | 377   | 3.9  | 39   | 3  |
| R. Brooks  | 112 | 368   | 3.3  | 56   | 2  |
| Differ     | 32  | 124   | 3.9  | 19   | 0  |
| Ellison    | 35  | 106   | 3.0  | 13   | 0  |
| BUCCANEERS | 472 | 1,589 | 3.4  | 56   | 8  |
| OPPONENTS  | 438 | 1,889 | 4.3  | 57   | 13 |

| PASSING    | ATT. | CMP. | YDS.  | CMP% | YDS/ATT | TD | TD% | INT | INT% | LONG | SK/LOST | RTG  |
|------------|------|------|-------|------|---------|----|-----|-----|------|------|---------|------|
| Differ     | 482  | 267  | 2,859 | 55.4 | 5.93    | 12 | 2.5 | 19  | 3.9  | 45   | 28/207  | 64.8 |
| Weldon     | 9    | 5    | 76    | 55.6 | 8.44    | 0  | 0.0 | 1   | 11.1 | 42   | 2/10    | 44.0 |
| Milanovich | 3    | 2    | 9     | 66.7 | 3.00    | 0  | 0.0 | 0   | 0.0  | 8    | 0/0     | 70.1 |
| BUCCANEERS | 494  | 274  | 2,944 | 55.5 | 5.96    | 12 | 2.5 | 20  | 4.0  | 45   | 30/217  | 64.4 |
| OPPONENTS  | 503  | 311  | 3,132 | 61.8 | 6.23    | 17 | 3.4 | 17  | 3.4  | 63t  | 35/207  | 76.7 |

| RECEIVING  | NO. | YDS.  | AVG. | LONG | TD |
|------------|-----|-------|------|------|----|
| Alstott    | 65  | 557   | 8.6  | 29   | 3  |
| Hawkins    | 46  | 544   | 11.8 | 45   | 1  |
| Thomas     | 33  | 427   | 12.9 | 31t  | 2  |
| Harris     | 30  | 349   | 11.6 | 36   | 1  |
| Moore      | 27  | 237   | 8.8  | 23   | 3  |
| BUCCANEERS | 274 | 2,944 | 10.7 | 45   | 12 |
| OPPONENTS  | 311 | 3,132 | 10.1 | 63t  | 17 |

| INTERCEPTIONS | NO. | YDS. | AVG. | LONG | TD |
|---------------|-----|------|------|------|----|
| Abraham       | 5   | 27   | 5.4  | 21   | 0  |
| Lynch         | 3   | 26   | 8.7  | 25   | 0  |
| Johnson       | 2   | 24   | 12.0 | 24   | 0  |
| Nickerson     | 2   | 24   | 12.0 | 17   | 0  |
| Dimry         | 2   | 1    | 0.5  | 1    | 0  |
| BUCCANEERS    | 17  | 139  | 8.2  | 26   | 0  |
| OPPONENTS     | 20  | 326  | 16.3 | 98t  | 3  |

| TACKLES   | SOLO | ASST. | TOTAL |
|-----------|------|-------|-------|
| D. Brooks | 92   | 41    | 133   |
| Nickerson | 76   | 44    | 120   |
| Lynch     | 74   | 29    | 103   |
| Nickerson | 61   | 19    | 80    |
| Mayhew    | 61   | 16    | 77    |

| SACKS     | SPECIAL TEAM TACKLES |          |    |
|-----------|----------------------|----------|----|
| Sapp      | 9.0                  | Legette  | 19 |
| Marts     | 7.0                  | Bouie    | 15 |
| Ahanotu   | 5.5                  | Gant     | 11 |
| Upshaw    | 4.0                  | Gooch    | 8  |
| Nickerson | 3.0                  | L. Jones | 8  |

| BUCCANEERS | 35.0 |
|------------|------|
| OPPONENTS  | 30.0 |

| PUNTING    | NO. | YDS.  | AVG. | NET  | TB | IN20LG | BK |   |
|------------|-----|-------|------|------|----|--------|----|---|
| Barnhardt  | 70  | 3,015 | 43.1 | 37.8 | 4  | 24     | 62 | 1 |
| BUCCANEERS | 70  | 3,015 | 42.5 | 37.8 | 4  | 24     | 62 | 1 |
| OPPONENTS  | 74  | 3,210 | 43.4 | 33.1 | 14 | 14     | 63 | 0 |

| PUNT RETURNS | RET. | FC | YDS. | AVG. | LONG | TD |
|--------------|------|----|------|------|------|----|
| Williams     | 13   | 2  | 274  | 21.1 | 88t  | 1  |
| Silvan       | 14   | 5  | 113  | 8.1  | 17   | 0  |
| Marshall     | 13   | 1  | 95   | 7.3  | 29   | 0  |
| Hawkins      | 1    | 1  | -1   | -1.0 | -1   | 0  |
| BUCCANEERS   | 41   | 9  | 481  | 11.7 | 88t  | 1  |
| OPPONENTS    | 38   | 22 | 248  | 6.5  | 22   | 0  |

| KICKOFF RETURNS | NO. | YDS.  | AVG. | LONG | TD |
|-----------------|-----|-------|------|------|----|
| Silvan          | 28  | 626   | 22.4 | 54   | 0  |
| Williams        | 14  | 383   | 27.4 | 63   | 0  |
| Marshall        | 12  | 264   | 22.0 | 37   | 0  |
| Alstott         | 1   | 14    | 14.0 | 14   | 0  |
| Ellison         | 0   | 0     | 0.0  | 0    | 0  |
| BUCCANEERS      | 55  | 1,287 | 23.4 | 63   | 0  |
| OPPONENTS       | 51  | 972   | 19.1 | 35   | 0  |

| USUAL STARTING LINEUP | OFFENSE: | DEFENSE:         |     |    |                 |
|-----------------------|----------|------------------|-----|----|-----------------|
| WR                    | 84       | Robb Thomas      | LE  | 72 | Chidi Ahanotu   |
| LT                    | 74       | Paul Gruber      | NT  | 77 | Brad Culpepper  |
| LG                    | 60       | Jim Pyne         | UT  | 99 | Warren Sapp     |
| C                     | 61       | Tony Mayberry    | RE  | 91 | Regan Upshaw    |
| RG                    | 62       | Ian Beckles      | LLB | 51 | Lonnie Marts    |
| RT                    | 79       | Doug Riesenbergl | ILB | 56 | Hardy Nickerson |
| TE                    | 81       | Jackie Harris    | RLB | 55 | Derrick Brooks  |
| WR                    | 85       | Courtney Hawkins | LCB | 35 | Martin Mayhew   |
| QB                    | 12       | Trent Duffer     | RCB | 21 | Donnie Abraham  |
| FB                    | 40       | Mike Alstott     | SS  | 47 | John Lynch      |
| RB                    | 32       | Errict Rhett     | FS  | 25 | Melvin Johnson  |

**1997**

**RECORD: 10-6 HEAD COACH: TONY DUNGY**

| DATE  | W/L | SCORE | OPPONENT           | ATT.   |
|-------|-----|-------|--------------------|--------|
| 8/31  | W   | 13-6  | SAN FRANCISCO      | 62,554 |
| 9/7   | W   | 24-17 | at Detroit         | 58,234 |
| 9/14  | W   | 28-14 | at Minnesota       | 63,697 |
| 9/21  | W   | 31-21 | MIAMI              | 73,314 |
| 9/28  | W   | 19-18 | ARIZONA            | 53,804 |
| 10/5  | L   | 16-21 | at Green Bay       | 60,100 |
| 10/12 | L   | 9-27  | DETROIT            | 72,095 |
| 10/26 | L   | 6-10  | MINNESOTA          | 66,815 |
| 11/2  | W   | 31-28 | at Indianapolis    | 58,512 |
| 11/9  | W   | 31-10 | at Atlanta         | 46,018 |
| 11/16 | W   | 27-7  | NEW ENGLAND        | 70,479 |
| 11/23 | L   | 7-13  | at Chicago         | 43,955 |
| 11/30 | W   | 20-8  | at New York Giants | 68,678 |
| 12/7  | L   | 6-17  | GREEN BAY          | 73,523 |
| 12/14 | L   | 0-31  | at New York Jets   | 60,122 |
| 12/21 | W   | 31-15 | CHICAGO            | 70,930 |

| PLAYOFFS |   |       |              |          |
|----------|---|-------|--------------|----------|
| 12/28    | W | 20-10 | DETROIT      | (73,361) |
| 1/4      | L | 7-21  | at Green Bay | (60,327) |

|                      | BUCS    | OPP     |
|----------------------|---------|---------|
| TOTAL FIRST DOWNS    | 249     | 265     |
| Rushing              | 88      | 96      |
| Passing              | 134     | 155     |
| Penalty              | 27      | 14      |
| 3rd Down: Made/Att.  | 79/204  | 75/220  |
| 4th Down: Made/Att.  | 5/14    | 11/17   |
| POSSESSION AVG.      | 29:22   | 30:38   |
| TOTAL NET YARDS      | 4,376   | 4,628   |
| Avg. Per Game        | 273.5   | 289.3   |
| Total Plays          | 915     | 981     |
| Avg. Per Play        | 4.8     | 4.7     |
| NET YARDS RUSHING    | 1,934   | 1,617   |
| Avg. Per Game        | 120.9   | 101.1   |
| Total Rushes         | 479     | 420     |
| NET YARDS PASSING    | 2,442   | 3,011   |
| Avg. Per Game        | 152.6   | 188.2   |
| Sacked /Yards Lost   | 32/196  | 44/331  |
| Gross Yards          | 2,638   | 3,342   |
| Att./Completions     | 404/224 | 518/325 |
| Completion Pct.      | 55.4    | 62.7    |
| Had Intercepted      | 12      | 13      |
| PUNTS/AVERAGE        | 84/42.6 | 88/41.6 |
| NET PUNTING AVG.     | 35.4    | 31.7    |
| PENALTIES/YARDS      | 77/660  | 93/814  |
| FUMBLES/FUMBLES LOST | 31/11   | 21/12   |
| TOUCHDOWNS           | 38      | 29      |
| Rushing              | 15      | 10      |
| Passing              | 21      | 13      |
| Returns              | 2       | 6       |

| BY QUARTERS      | 1         | 2         | 3         | 4         | OT       | TOT        |
|------------------|-----------|-----------|-----------|-----------|----------|------------|
| <b>BUCANEERS</b> | <b>73</b> | <b>78</b> | <b>65</b> | <b>83</b> | <b>0</b> | <b>299</b> |
| OPPONENTS        | 36        | 85        | 76        | 66        | 0        | 263        |

| SCORING          | TD        | R         | P         | RT       | PAT          | 2-PT.      | FG           | S        | PTS        |
|------------------|-----------|-----------|-----------|----------|--------------|------------|--------------|----------|------------|
| Husted           | 0         | 0         | 0         | 0        | 32/35        | 0          | 13/17        | 0        | 71         |
| Alstott          | 10        | 7         | 3         | 0        | 0/0          | 0          | 0/0          | 0        | 60         |
| Dunn             | 7         | 4         | 3         | 0        | 0/0          | 0          | 0/0          | 0        | 42         |
| Williams         | 5         | 0         | 4         | 1        | 0/0          | 0          | 0/0          | 0        | 30         |
| Anthony          | 4         | 0         | 4         | 0        | 0/0          | 0          | 0/0          | 0        | 24         |
| Moore            | 4         | 0         | 4         | 0        | 0/0          | 0          | 0/0          | 0        | 24         |
| <b>BUCANEERS</b> | <b>38</b> | <b>15</b> | <b>21</b> | <b>2</b> | <b>32/35</b> | <b>0/3</b> | <b>13/17</b> | <b>0</b> | <b>299</b> |
| OPPONENTS        | 29        | 10        | 13        | 6        | 25/25        | 4/4        | 18/29        | 1        | 263        |

| FIELD GOALS      | 1/19       | 20/29      | 30/39      | 40/49      | 50+        | LONG      |
|------------------|------------|------------|------------|------------|------------|-----------|
| Husted           | 0/0        | 5/5        | 2/3        | 5/6        | 1/3        | 54        |
| <b>BUCANEERS</b> | <b>0/0</b> | <b>5/5</b> | <b>2/3</b> | <b>5/6</b> | <b>1/3</b> | <b>54</b> |
| OPPONENTS        | 0/0        | 5/5        | 9/13       | 4/10       | 0/1        | 48        |

| PASSING          | ATT.       | CMP.       | YDS.         | CMP%        | YDS/ATT     | TD        | TD%        | INT       | INT%       | LONG       | SK/LOST       | RTG         |
|------------------|------------|------------|--------------|-------------|-------------|-----------|------------|-----------|------------|------------|---------------|-------------|
| Differ           | 386        | 217        | 2,555        | 56.2        | 6.62        | 21        | 5.4        | 11        | 2.8        | 59t        | 32/196        | 82.8        |
| Walsh            | 17         | 6          | 58           | 35.3        | 3.41        | 0         | 0.0        | 1         | 5.9        | 38         | 0/0           | 21.2        |
| Barnhardt        | 1          | 1          | 25           | 100.0       | 25.00       | 0         | 0.0        | 0         | 0.0        | 25         | 0/0           | 118.8       |
| <b>BUCANEERS</b> | <b>404</b> | <b>224</b> | <b>2,638</b> | <b>55.4</b> | <b>6.53</b> | <b>21</b> | <b>5.2</b> | <b>12</b> | <b>3.0</b> | <b>59t</b> | <b>32/196</b> | <b>80.4</b> |
| OPPONENTS        | 518        | 325        | 3,342        | 62.7        | 6.45        | 13        | 2.5        | 13        | 2.5        | 79         | 44/331        | 79.2        |

| RUSHING          | NO.        | YDS.         | AVG.       | LONG      | TD        |
|------------------|------------|--------------|------------|-----------|-----------|
| Dunn             | 224        | 978          | 4.4        | 76        | 4         |
| Alstott          | 176        | 665          | 3.8        | 47        | 7         |
| Differ           | 33         | 99           | 3.0        | 17        | 1         |
| Rhett            | 31         | 96           | 3.1        | 21        | 3         |
| Anthony          | 5          | 84           | 16.8       | 26        | 0         |
| <b>BUCANEERS</b> | <b>479</b> | <b>1,934</b> | <b>4.0</b> | <b>76</b> | <b>15</b> |
| OPPONENTS        | 420        | 1,617        | 3.9        | 82t       | 10        |

| RECEIVING        | NO.        | YDS.         | AVG.        | LONG       | TD        |
|------------------|------------|--------------|-------------|------------|-----------|
| Dunn             | 39         | 462          | 11.8        | 59t        | 3         |
| Anthony          | 35         | 448          | 12.8        | 38t        | 4         |
| Williams         | 33         | 486          | 14.7        | 55         | 4         |
| Copeland         | 33         | 431          | 13.1        | 49         | 1         |
| Alstott          | 23         | 178          | 7.7         | 26         | 3         |
| <b>BUCANEERS</b> | <b>224</b> | <b>2,638</b> | <b>11.8</b> | <b>59t</b> | <b>21</b> |
| OPPONENTS        | 325        | 3,342        | 10.3        | 79         | 13        |

| INTERCEPTIONS | NO. | YDS. | AVG. | LONG | TD |
|---------------|-----|------|------|------|----|
| Abraham       | 5   | 16   | 3.2  | 16   | 0  |
| Lynch         | 2   | 28   | 14.0 | 28   | 0  |
| Brooks        | 2   | 13   | 6.5  | 13   | 0  |

Four tied with one

| BUCANEERS | 13 | 95  | 7.3  | 14  | 0 |
|-----------|----|-----|------|-----|---|
| OPPONENTS | 12 | 370 | 30.8 | 77t | 4 |

| TACKLES   | SOLO | ASST. | TOTAL |
|-----------|------|-------|-------|
| Nickerson | 108  | 86    | 194   |
| Brooks    | 118  | 64    | 182   |
| Lynch     | 75   | 79    | 154   |
| Culpepper | 42   | 38    | 80    |
| Parker    | 46   | 29    | 75    |

| SACKS            | SPECIAL TEAM TACKLES |         |    |  |
|------------------|----------------------|---------|----|--|
| Sapp             | 10.5                 | Quarles | 16 |  |
| Ahanotu          | 10.0                 | Legette | 14 |  |
| Culpepper        | 8.5                  | Bouie   | 11 |  |
| Upshaw           | 7.5                  | Gooch   | 10 |  |
| Jackson          | 2.5                  | Johnson | 9  |  |
| <b>BUCANEERS</b> | <b>44.0</b>          |         |    |  |
| OPPONENTS        | 32.0                 |         |    |  |

| PUNTING          | NO.       | YDS.         | AVG.        | NET         | TB       | IN20      | LG        | BK       |
|------------------|-----------|--------------|-------------|-------------|----------|-----------|-----------|----------|
| Landeta          | 54        | 2,274        | 42.1        | 34.1        | 6        | 15        | 74        | 1        |
| Barnhardt        | 29        | 1,304        | 45.0        | 39.1        | 3        | 12        | 61        | 0        |
| <b>BUCANEERS</b> | <b>84</b> | <b>3,578</b> | <b>42.6</b> | <b>35.4</b> | <b>9</b> | <b>27</b> | <b>74</b> | <b>1</b> |
| OPPONENTS        | 88        | 3,661        | 41.6        | 31.7        | 8        | 20        | 65        | 2        |

| PUNT RETURNS     | RET.      | FC        | YDS.       | AVG.        | LONG      | TD       |
|------------------|-----------|-----------|------------|-------------|-----------|----------|
| Williams         | 46        | 12        | 597        | 13.0        | 63        | 1        |
| Dunn             | 5         | 0         | 48         | 9.6         | 25        | 0        |
| <b>BUCANEERS</b> | <b>51</b> | <b>12</b> | <b>645</b> | <b>12.6</b> | <b>63</b> | <b>1</b> |
| OPPONENTS        | 42        | 16        | 388        | 9.2         | 57        | 0        |

| KICKOFF RETURNS  | NO.       | YDS.         | AVG.        | LONG      | TD       |
|------------------|-----------|--------------|-------------|-----------|----------|
| Anthony          | 25        | 592          | 23.7        | 51        | 0        |
| Williams         | 15        | 277          | 18.5        | 28        | 0        |
| Dunn             | 6         | 129          | 21.5        | 30        | 0        |
| Ellison          | 2         | 61           | 30.5        | 49        | 0        |
| Rhett            | 1         | 16           | 16.0        | 16        | 0        |
| Alstott          | 1         | 0            | 0.0         | 0         | 0        |
| White            | 1         | 0            | 0.0         | 0         | 0        |
| <b>BUCANEERS</b> | <b>51</b> | <b>1,075</b> | <b>21.1</b> | <b>51</b> | <b>0</b> |
| OPPONENTS        | 44        | 957          | 21.8        | 101t      | 1        |

| USUAL STARTING LINEUP |                    |          |                    |
|-----------------------|--------------------|----------|--------------------|
| OFFENSE:              |                    | DEFENSE: |                    |
| WR                    | 85 Reidel Anthony  | LE       | 72 Chidi Ahanotu   |
| LT                    | 74 Paul Gruber     | NT       | 77 Brad Culpepper  |
| LG                    | 60 Jim Pyne        | UT       | 99 Warren Sapp     |
| C                     | 61 Tony Mayberry   | RE       | 91 Regan Upshaw    |
| RG                    | 64 Jorge Diaz      | SLB      | 59 Rufus Porter    |
| RT                    | 70 Jason Odom      | ILB      | 56 Hardy Nickerson |
| TE                    | 81 Jackie Harris   | WLB      | 55 Derrick Brooks  |
| WR                    | 88 Horace Copeland | LCB      | 21 Donnie Abraham  |
| QB                    | 12 Trent Dilfer    | RCB      | 27 Anthony Parker  |
| FB                    | 40 Mike Alstott    | SS       | 47 John Lynch      |
| RB                    | 28 Warrick Dunn    | FS       | 22 Charles Mincy   |

| DATE  | W/L | SCORE | OPPONENT        | ATT.   |
|-------|-----|-------|-----------------|--------|
| 9/6   | L   | 7-31  | at Minnesota    | 62,538 |
| 9/13  | L   | 15-23 | at Green Bay    | 60,124 |
| 9/20  | W   | 27-15 | CHICAGO         | 64,328 |
| 9/28  | L   | 6-27  | at Detroit      | 74,724 |
| 10/4  | W   | 20-3  | N.Y. GIANTS     | 64,989 |
| 10/18 | W   | 16-13 | CAROLINA        | 63,600 |
| 10/25 | L   | 3-9   | at New Orleans  | 52,695 |
| 11/1  | W   | 27-24 | MINNESOTA       | 64,979 |
| 11/8  | L   | 22-31 | TENNESSEE       | 65,054 |
| 11/15 | L   | 24-29 | at Jacksonville | 72,974 |
| 11/22 | L   | 25-28 | DETROIT         | 64,265 |
| 11/29 | W   | 31-17 | at Chicago      | 51,938 |
| 12/7  | W   | 24-22 | GREEN BAY       | 65,497 |
| 12/13 | W   | 16-3  | PITTSBURGH      | 65,335 |
| 12/19 | L   | 16-20 | at Washington   | 66,309 |
| 12/27 | W   | 35-0  | at Cincinnati   | 49,826 |

|                      | BUCS    | OPP     |
|----------------------|---------|---------|
| TOTAL FIRST DOWNS    | 262     | 244     |
| Rushing              | 111     | 75      |
| Passing              | 139     | 148     |
| Penalty              | 12      | 21      |
| 3rd Down: Made/Att.  | 93/230  | 64/202  |
| 4th Down: Made/Att.  | 6/14    | 3/14    |
| POSSESSION AVG.      | 31:58   | 28:02   |
| TOTAL NET YARDS      | 4,754   | 4,345   |
| Avg. Per Game        | 297.1   | 271.6   |
| Total Plays          | 1000    | 925     |
| Avg. Per Play        | 4.8     | 4.7     |
| NET YARDS RUSHING    | 2,148   | 1,583   |
| Avg. Per Game        | 134.3   | 98.9    |
| Total Rushes         | 523     | 415     |
| NET YARDS PASSING    | 2,606   | 2,762   |
| Avg. Per Game        | 162.9   | 172.6   |
| Sacked /Yards Lost   | 28/181  | 37/252  |
| Gross Yards          | 2,787   | 3,014   |
| Att./Completions     | 449/234 | 473/274 |
| Completion Pct.      | 52.1    | 57.9    |
| Had Intercepted      | 18      | 12      |
| PUNTS/AVERAGE        | 81/41.2 | 87/42.0 |
| NET PUNTING YARD.    | 35.3    | 34.4    |
| PENALTIES/YARDS      | 99/840  | 88/669  |
| FUMBLES/FUMBLES LOST | 23/13   | 28/14   |
| TOUCHDOWNS           | 36      | 31      |
| Rushing              | 12      | 12      |
| Passing              | 21      | 15      |
| Returns              | 3       | 4       |

| BY QUARTERS       | 1         | 2          | 3         | 4          | OT       | TOT        |
|-------------------|-----------|------------|-----------|------------|----------|------------|
| <b>BUCCANEERS</b> | <b>61</b> | <b>101</b> | <b>49</b> | <b>103</b> | <b>0</b> | <b>314</b> |
| OPPONENTS         | 78        | 71         | 57        | 89         | 0        | 295        |

| SCORING           | TD        | R         | P        | RT           | PAT        | 2-PT.        | FG       | S          | PTS |
|-------------------|-----------|-----------|----------|--------------|------------|--------------|----------|------------|-----|
| Husted            | 0         | 0         | 0        | 0            | 29-30      | 0            | 21-28    | 0          | 92  |
| Alstott           | 9         | 8         | 1        | 0            | 0-0        | 0            | 0-0      | 0          | 54  |
| Anthony           | 7         | 0         | 7        | 0            | 0-0        | 1            | 0-0      | 0          | 44  |
| Moore             | 4         | 0         | 4        | 0            | 0-0        | 0            | 0-0      | 0          | 24  |
| Green             | 3         | 0         | 2        | 1            | 0-0        | 0            | 0-0      | 0          | 18  |
| Dilfer            | 2         | 2         | 0        | 0            | 0-0        | 0            | 0-0      | 0          | 12  |
| Dunn              | 2         | 2         | 0        | 0            | 0-0        | 0            | 0-0      | 0          | 12  |
| Emanuel           | 2         | 0         | 2        | 0            | 0-0        | 0            | 0-0      | 0          | 12  |
| <b>BUCCANEERS</b> | <b>36</b> | <b>12</b> | <b>3</b> | <b>29-30</b> | <b>3-6</b> | <b>21-28</b> | <b>0</b> | <b>314</b> |     |
| OPPONENTS         | 31        | 12        | 15       | 4            | 29-29      | 0-2          | 26-30    | 1          | 295 |

| FIELD GOALS       | 1/19       | 20/29      | 30/39       | 40/49      | 50+        | LONG      |
|-------------------|------------|------------|-------------|------------|------------|-----------|
| Husted            | 0-1        | 7-7        | 8-12        | 5-7        | 1-1        | 52        |
| <b>BUCCANEERS</b> | <b>0-1</b> | <b>7-7</b> | <b>8-12</b> | <b>5-7</b> | <b>1-1</b> | <b>52</b> |
| OPPONENTS         | 0-0        | 10-11      | 8-8         | 5-8        | 3-3        | 53        |

| PASSING           | ATT.       | CMP.       | YDS.         | CMP%        | YDS/ATT     | TD        | TD%        | INT       | INT%       | LONG       | SK/LOST       | RTG         |
|-------------------|------------|------------|--------------|-------------|-------------|-----------|------------|-----------|------------|------------|---------------|-------------|
| Dilfer            | 429        | 225        | 2,729        | 52.4        | 6.36        | 21        | 4.9        | 15        | 3.5        | 79t        | 27/172        | 74.0        |
| Walsh             | 19         | 9          | 58           | 47.4        | 3.05        | 0         | 0.0        | 3         | 15.8       | 12         | 1/9           | 14.7        |
| Alstott           | 1          | 0          | 0            | 0.0         | 0.00        | 0         | 0.0        | 0         | 0.0        | 0          | 0/0           | 39.6        |
| <b>BUCCANEERS</b> | <b>449</b> | <b>234</b> | <b>2,787</b> | <b>52.1</b> | <b>6.21</b> | <b>21</b> | <b>4.7</b> | <b>18</b> | <b>4.0</b> | <b>79t</b> | <b>28/181</b> | <b>70.3</b> |
| OPPONENTS         | 473        | 274        | 3,014        | 57.9        | 6.37        | 15        | 3.2        | 12        | 4.5        | 61         | 37/252        | 76.9        |

| RUSHING           | NO.        | YDS.         | AVG.       | LONG      | TD        |
|-------------------|------------|--------------|------------|-----------|-----------|
| Dunn              | 245        | 1,026        | 4.2        | 50        | 2         |
| Alstott           | 215        | 846          | 3.9        | 37        | 8         |
| Dilfer            | 40         | 141          | 3.5        | 17        | 2         |
| Anthony           | 4          | 43           | 10.8       | 32        | 0         |
| <b>BUCCANEERS</b> | <b>523</b> | <b>2,148</b> | <b>4.1</b> | <b>50</b> | <b>12</b> |
| OPPONENTS         | 415        | 1,583        | 3.8        | 71t       | 12        |

| RECEIVING         | NO.        | YDS.         | AVG.        | LONG       | TD        |
|-------------------|------------|--------------|-------------|------------|-----------|
| Anthony           | 51         | 708          | 13.9        | 59t        | 7         |
| Dunn              | 44         | 344          | 7.8         | 38t        | 4         |
| Emanuel           | 41         | 636          | 15.5        | 55         | 4         |
| Moore             | 24         | 255          | 10.6        | 49         | 1         |
| Alstott           | 22         | 152          | 6.9         | 26         | 3         |
| <b>BUCCANEERS</b> | <b>234</b> | <b>2,787</b> | <b>11.9</b> | <b>79t</b> | <b>21</b> |
| OPPONENTS         | 274        | 3,014        | 11.0        | 61         | 15        |

| INTERCEPTIONS     | NO.       | YDS.       | AVG.        | LONG      | TD       |
|-------------------|-----------|------------|-------------|-----------|----------|
| Mincy             | 4         | 58         | 14.5        | 22t       | 1        |
| Barber            | 2         | 67         | 33.5        | 56        | 0        |
| Lynch             | 2         | 29         | 14.5        | 17        | 0        |
| Four tied with    | 1         |            |             |           |          |
| <b>BUCCANEERS</b> | <b>12</b> | <b>212</b> | <b>17.7</b> | <b>56</b> | <b>1</b> |
| OPPONENTS         | 18        | 192        | 10.7        | 38        | 2        |

| TACKLES   | SOLO | ASST. | TOTAL |
|-----------|------|-------|-------|
| Brooks    | 134  | 55    | 189   |
| Lynch     | 55   | 52    | 107   |
| Mincy     | 51   | 44    | 95    |
| Nickerson | 50   | 44    | 94    |
| Culpepper | 38   | 43    | 81    |

| SACKS             | SPECIAL TEAM TACKLES |
|-------------------|----------------------|
| Culpepper         | 9.0 Quarles 20       |
| Sapp              | 7.0 Ellison 16       |
| Upshaw            | 7.0 Barber 12        |
| Barber            | 3.0 Bouie 10         |
| Jackson           | 3.0 Gooch 9          |
| <b>BUCCANEERS</b> | <b>37.0</b>          |
| Opponents         | 28.0                 |

| PUNTING           | NO.       | YDS.         | AVG.        | NET         | TB       | IN20LG    | BK        |
|-------------------|-----------|--------------|-------------|-------------|----------|-----------|-----------|
| Barnhardt         | 81        | 3,340        | 41.2        | 35.3        | 9        | 19        | 55        |
| <b>BUCCANEERS</b> | <b>81</b> | <b>3,340</b> | <b>41.2</b> | <b>35.3</b> | <b>9</b> | <b>19</b> | <b>55</b> |
| OPPONENTS         | 87        | 3,655        | 42.0        | 34.4        | 5        | 29        | 71        |

| PUNT RETURNS      | RET.      | FC        | YDS.       | AVG.        | LONG       | TD       |
|-------------------|-----------|-----------|------------|-------------|------------|----------|
| Green             | 30        | 9         | 453        | 15.1        | 95t        | 1        |
| Williams          | 10        | 6         | 83         | 8.3         | 18         | 0        |
| Barber            | 1         | 0         | 23         | 23.0        | 23t        | 1        |
| <b>BUCCANEERS</b> | <b>41</b> | <b>15</b> | <b>559</b> | <b>13.6</b> | <b>95t</b> | <b>2</b> |
| OPPONENTS         | 38        | 23        | 302        | 7.9         | 93t        | 1        |

| KICKOFF RETURNS   | NO.       | YDS.         | AVG.        | LONG      | TD       |
|-------------------|-----------|--------------|-------------|-----------|----------|
| Anthony           | 46        | 1,118        | 24.3        | 60        | 0        |
| Green             | 10        | 229          | 22.9        | 44        | 0        |
| Dunn              | 1         | 25           | 25.0        | 25        | 0        |
| Ellison           | 1         | 19           | 19.0        | 19        | 0        |
| Alstott           | 1         | 8            | 8.0         | 8         | 0        |
| <b>BUCCANEERS</b> | <b>59</b> | <b>1,399</b> | <b>23.7</b> | <b>60</b> | <b>0</b> |
| OPPONENTS         | 62        | 1,333        | 21.5        | 105t      | 1        |

| USUAL STARTING LINEUP | OFFENSE:           | DEFENSE: |                    |
|-----------------------|--------------------|----------|--------------------|
| WR                    | 85 Reidel Anthony  | LE       | 97 Tyoka Jackson   |
| LT                    | 74 Paul Gruber     | NT       | 77 Brad Culpepper  |
| LG                    | 64 Jorge Diaz      | DT       | 99 Warren Sapp     |
| C                     | 61 Tony Mayberry   | RE       | 91 Regan Upshaw    |
| RG                    | 73 Frank Middleton | SLB      | 50 Jeff Gooch      |
| RT                    | 70 Jason Odum      | MLB      | 56 Hardy Nickerson |
| TE                    | 83 Dave Moore      | WLB      | 55 Derrick Brooks  |
| WR                    | 87 Bert Emanuel    | LCB      | 21 Donnie Abraham  |
| QB                    | 12 Trent Dilfer    | RCB      | 20 Ronde Barber    |
| FB                    | 40 Mike Alstott    | SS       | 47 John Lynch      |
| RB                    | 28 Warrick Dunn    | FS       | 22 Charles Mincy   |

**1999**

**RECORD: 11-5 HEAD COACH: TONY DUNGY**

| DATE  | W/L | SCORE | OPPONENT        | ATT.   |
|-------|-----|-------|-----------------|--------|
| 9/12  | L   | 13-17 | N.Y. GIANTS     | 65,026 |
| 9/19  | W   | 19-5  | at Philadelphia | 64,285 |
| 9/26  | W   | 13-10 | DENVER          | 65,297 |
| 10/3  | L   | 14-21 | at Minnesota    | 64,106 |
| 10/10 | L   | 23-26 | at Green Bay    | 59,868 |
| 10/24 | W   | 6-3   | CHICAGO         | 65,283 |
| 10/31 | L   | 3-20  | at Detroit      | 63,135 |
| 11/7  | W   | 31-16 | at New Orleans  | 47,129 |
| 11/14 | W   | 17-10 | KANSAS CITY     | 64,927 |
| 11/21 | W   | 19-10 | ATLANTA         | 65,158 |
| 11/28 | W   | 16-3  | at Seattle      | 66,314 |
| 12/6  | W   | 24-17 | MINNESOTA       | 65,741 |
| 12/12 | W   | 23-16 | DETROIT         | 65,536 |
| 12/19 | L   | 0-45  | at Oakland      | 46,395 |
| 12/26 | W   | 29-10 | GREEN BAY       | 65,723 |
| 1/2   | W   | 20-6  | at Chicago      | 66,944 |

**PLAYOFFS**

|      |   |       |              |        |
|------|---|-------|--------------|--------|
| 1/15 | W | 14-13 | WASHINGTON   | 65,835 |
| 1/23 | L | 6-11  | at St. Louis | 66,496 |

|                      | BUCS    | OPP      |
|----------------------|---------|----------|
| TOTAL FIRST DOWNS    | 245     | 228      |
| Rushing              | 97      | 75       |
| Passing              | 132     | 144      |
| Penalty              | 16      | 9        |
| 3rd Down: Made/Att.  | 81/230  | 75/232   |
| 4th Down: Made/Att.  | 7/15    | 4/13     |
| POSSESSION AVG.      | 32:11   | 27:49    |
| TOTAL NET YARDS      | 4,254   | 4,280    |
| Avg. Per Game        | 265.9   | 267.5    |
| Total Plays          | 991     | 977      |
| Avg. Per Play        | 4.3     | 4.4      |
| NET YARDS RUSHING    | 1,776   | 1,407    |
| Avg. Per Game        | 111.0   | 87.9     |
| Total Rushes         | 502     | 361      |
| NET YARDS PASSING    | 2,478   | 2,873    |
| Avg. Per Game        | 154.9   | 179.6    |
| Sacked/Yards Lost    | 42/303  | 43/291   |
| Gross Yards          | 2,781   | 3,164    |
| Att./Completions     | 447/268 | 573/302  |
| Completion Pct.      | 60.0    | 52.7     |
| Had Intercepted      | 16      | 21       |
| PUNTS/AVERAGE        | 90/43.1 | 101/41.1 |
| NET PUNTING AVERAGE  | 37.4    | 35.4     |
| PENALTIES/YARDS      | 75/583  | 88/727   |
| FUMBLES/FUMBLES LOST | 25/19   | 23/10    |
| TOUCHDOWNS           | 27      | 23       |
| Rushing              | 7       | 8        |
| Passing              | 18      | 11       |
| Returns              | 2       | 4        |

| BY QUARTERS | 1  | 2   | 3  | 4  | OT | TOT |
|-------------|----|-----|----|----|----|-----|
| BUCCANEERS  | 34 | 106 | 42 | 88 | 0  | 270 |
| OPPONENTS   | 89 | 47  | 44 | 55 | 0  | 235 |

| SCORING      | TD | R  | P  | RT    | PAT   | 2-PT. | FG    | S   | PTS |
|--------------|----|----|----|-------|-------|-------|-------|-----|-----|
| Gramatica    | 0  | 0  | 0  | 0     | 25-25 | 0     | 27-32 | 0   | 106 |
| Alstott      | 9  | 7  | 2  | 0     | 0-0   | 0     | 0-0   | 0   | 54  |
| Moore        | 5  | 0  | 5  | 0     | 0-0   | 0     | 0-0   | 0   | 30  |
| Green        | 3  | 0  | 3  | 0     | 0-0   | 0     | 0-0   | 0   | 18  |
| Abraham      | 2  | 0  | 0  | 2     | 0-0   | 0     | 0-0   | 0   | 12  |
| Dunn         | 2  | 0  | 2  | 0     | 0-0   | 0     | 0-0   | 0   | 12  |
| BUCCANEERS27 | 7  | 18 | 2  | 25-25 | 0-2   | 27-32 | 1     | 270 |     |
| OPPONENTS    | 23 | 8  | 11 | 4     | 23-23 | 0-0   | 24-31 | 1   | 235 |

| FIELD GOALS | 1/19 | 20/29 | 30/39 | 40/49 | 50+ | LONG |
|-------------|------|-------|-------|-------|-----|------|
| Gramatica   | 0-0  | 8-8   | 10-12 | 6-8   | 3-4 | 53   |
| BUCCANEERS  | 0-0  | 8-8   | 10-12 | 6-8   | 3-4 | 53   |
| OPPONENTS   | 0-0  | 8-9   | 9-10  | 6-10  | 1-2 | 50   |

| RUSHING    | NO. | YDS.  | AVG. | LONG | TD |
|------------|-----|-------|------|------|----|
| Alstott    | 242 | 949   | 3.9  | 30   | 7  |
| Dunn       | 195 | 616   | 3.2  | 33   | 0  |
| Dilfer     | 35  | 144   | 4.1  | 28   | 0  |
| King       | 16  | 38    | 2.1  | 8    | 0  |
| Abdullah   | 5   | 12    | 2.4  | 10   | 0  |
| Green      | 3   | 8     | 2.7  | 15   | 0  |
| Zeier      | 3   | 7     | 2.3  | 8    | 0  |
| Anthony    | 1   | 2     | 2.0  | 2    | 0  |
| Mayberry   | 0   | 0     | 0.0  | 0    | 0  |
| BUCCANEERS | 502 | 1,776 | 3.5  | 33   | 7  |
| OPPONENTS  | 361 | 1,407 | 3.9  | 75t  | 8  |

| PASSING       | ATT. | CMP.  | YDS.  | CMP% | YDS/ATT | TD  | TD% | INT | INT% | LONG   | SK/LOST | RTG  |
|---------------|------|-------|-------|------|---------|-----|-----|-----|------|--------|---------|------|
| Dilfer        | 244  | 146   | 1,619 | 59.8 | 6.64    | 11  | 4.5 | 11  | 4.5  | 62t    | 26/189  | 75.8 |
| King          | 146  | 89    | 875   | 61.0 | 5.99    | 7   | 4.8 | 4   | 2.7  | 68     | 11/78   | 82.4 |
| Zeier         | 55   | 32    | 270   | 58.2 | 4.91    | 0   | 0.0 | 1   | 1.8  | 38     | 5/36    | 63.4 |
| Royals        | 2    | 1     | 17    | 50.0 | 8.50    | 0   | 0.0 | 0   | 0.0  | 0      | 0/0     | 79.2 |
| BUCCANEERS447 | 268  | 2,781 | 60.0  | 6.22 | 18      | 4.0 | 16  | 3.6 | 68   | 42/303 | 76.5    |      |
| OPPONENTS     | 573  | 3,164 | 52.7  | 5.52 | 11      | 1.9 | 21  | 3.7 | 61t  | 43/291 | 60.1    |      |

| RECEIVING  | NO. | YDS.  | AVG. | LONG | TD |
|------------|-----|-------|------|------|----|
| Dunn       | 64  | 589   | 9.2  | 68   | 2  |
| Green      | 56  | 791   | 14.1 | 62t  | 3  |
| Anthony    | 30  | 296   | 9.9  | 30   | 1  |
| Alstott    | 27  | 239   | 8.9  | 24   | 2  |
| Moore      | 23  | 276   | 12.0 | 35t  | 5  |
| Emanuel    | 22  | 238   | 10.8 | 39   | 1  |
| Williams   | 21  | 176   | 8.4  | 14   | 0  |
| BUCCANEERS | 268 | 2,781 | 10.4 | 68   | 18 |
| OPPONENTS  | 302 | 3,164 | 10.5 | 61t  | 11 |

| INTERCEPTIONS | NO. | YDS. | AVG. | LONG | TD |
|---------------|-----|------|------|------|----|
| Abraham       | 7   | 115  | 16.4 | 55t  | 2  |
| Brooks        | 4   | 61   | 15.3 | 38   | 0  |
| Barber        | 2   | 60   | 30.0 | 43   | 0  |
| Robinson      | 2   | 36   | 18.0 | 36   | 0  |
| Lynch         | 2   | 32   | 16.0 | 28   | 0  |
| Nickerson     | 2   | 18   | 9.0  | 18   | 0  |
| Kelly         | 1   | 26   | 26.0 | 26   | 0  |
| Singleton     | 1   | 7    | 7.0  | 7    | 0  |
| BUCCANEERS    | 21  | 355  | 16.9 | 55t  | 2  |
| OPPONENTS     | 16  | 144  | 9.0  | 37   | 1  |

| TACKLES   | SOLO | ASST. | TOTAL |
|-----------|------|-------|-------|
| Brooks    | 122  | 58    | 180   |
| Nickerson | 70   | 71    | 141   |
| Lynch     | 68   | 60    | 128   |
| Robinson  | 48   | 47    | 95    |
| Barber    | 49   | 25    | 74    |
| Abraham   | 38   | 36    | 74    |

| SACKS     | SPECIAL TEAM TACKLES |
|-----------|----------------------|
| Sapp      | 12.5 Quarles 31      |
| Jones     | 7.0 D. Davis 21      |
| Ahanotu   | 6.5 Gooch 19         |
| Culpepper | 6.0 Smith 18         |

| BUCCANEERS 43.0 | OPPONENTS |
|-----------------|-----------|
| Opponents       | 42.0      |

| PUNTING      | NO.   | YDS.  | AVG. | NET  | TB | IN20LG | BK |   |
|--------------|-------|-------|------|------|----|--------|----|---|
| Royals       | 90    | 3,882 | 43.1 | 37.4 | 8  | 23     | 66 | 0 |
| BUCCANEERS90 | 3,882 | 43.1  | 37.4 | 8    | 23 | 66     | 0  |   |
| OPPONENTS    | 101   | 4,150 | 41.1 | 35.4 | 11 | 27     | 61 | 0 |

| PUNT RETURNS | RET. | FC | YDS. | AVG. | LONG | TD |
|--------------|------|----|------|------|------|----|
| Green        | 23   | 14 | 204  | 8.9  | 31   | 0  |
| Williams     | 20   | 12 | 153  | 7.7  | 30   | 0  |
| BUCCANEERS   | 43   | 26 | 357  | 8.3  | 31   | 0  |
| OPPONENTS    | 49   | 13 | 360  | 7.3  | 31   | 0  |

| KICKOFF RETURNS | NO. | YDS.  | AVG. | LONG | TD |
|-----------------|-----|-------|------|------|----|
| Anthony         | 21  | 434   | 20.7 | 39   | 0  |
| Murphy          | 14  | 307   | 21.9 | 55   | 0  |
| Green           | 10  | 185   | 18.5 | 29   | 0  |
| Dunn            | 8   | 156   | 19.5 | 34   | 0  |
| Alstott         | 1   | 19    | 19.0 | 19   | 0  |
| Williams        | 1   | 15    | 15.0 | 15   | 0  |
| BUCCANEERS      | 55  | 1,116 | 20.3 | 55   | 0  |
| OPPONENTS       | 61  | 1,074 | 17.6 | 36   | 0  |

| USUAL STARTING LINEUP | OFFENSE:           | DEFENSE: |                    |
|-----------------------|--------------------|----------|--------------------|
| WR                    | 81 Jacquez Green   | LE       | 72 Chidi Ahanotu   |
| LT                    | 74 Paul Gruber     | NT       | 77 Brad Culpepper  |
| LG                    | 64 Jorge Diaz      | DT       | 99 Warren Sapp     |
| C                     | 61 Tony Mayberry   | RE       | 94 Steve White     |
| RG                    | 73 Frank Middleton | SLB      | 53 Shelton Quarles |
| RT                    | 71 Jerry Wunsch    | MLB      | 56 Hardy Nickerson |
| TE                    | 83 Dave Moore      | WLB      | 55 Derrick Brooks  |
| WR                    | 87 Bert Emanuel    | LCB      | 21 Donnie Abraham  |
| QB                    | 10 Shaun King      | RCB      | 20 Ronde Barber    |
| FB                    | 40 Mike Alstott    | SS       | 47 John Lynch      |
| RB                    | 28 Warrick Dunn    | FS       | 24 Damien Robinson |

| DATE            | W/L | SCORE      | OPPONENT        | ATT.   |
|-----------------|-----|------------|-----------------|--------|
| 9/3             | W   | 21-16      | at New England  | 60,292 |
| 9/10            | W   | 41-0       | CHICAGO         | 65,569 |
| 9/17            | W   | 31-10      | at Detroit      | 76,928 |
| 9/24            | L   | 17-21      | NEW YORK JETS   | 65,619 |
| 10/1            | L   | 17-20 (ot) | at Washington   | 83,532 |
| 10/9            | L   | 23-30      | at Minnesota    | 64,162 |
| 10/19           | L   | 14-28      | DETROIT         | 65,557 |
| 10/29           | W   | 41-13      | MINNESOTA       | 65,589 |
| 11/5            | W   | 27-14      | at Atlanta      | 70,097 |
| 11/12           | W   | 20-15      | GREEN BAY       | 65,621 |
| 11/19           | L   | 10-13      | at Chicago      | 66,944 |
| 11/26           | W   | 31-17      | BUFFALO         | 65,546 |
| 12/3            | W   | 27-7       | DALLAS          | 65,621 |
| 12/10           | W   | 16-13      | at Miami        | 74,307 |
| 12/18           | W   | 38-35      | ST. LOUIS       | 65,653 |
| 12/24           | L   | 14-17 (ot) | at Green Bay    | 59,692 |
| <b>PLAYOFFS</b> |     |            |                 |        |
| 12/31           | L   | 3-21       | at Philadelphia | 65,813 |

|                             | BUCS           | OPP            |
|-----------------------------|----------------|----------------|
| <b>TOTAL FIRST DOWNS</b>    |                |                |
| Rushing                     | 111            | 84             |
| Passing                     | 144            | 180            |
| Penalty                     | 20             | 19             |
| 3rd Down: Made/Att.         | 66/198 (33.3%) | 74/225 (32.9%) |
| 4th Down: Made/Att.         | 5/12 (41.7%)   | 12/20 (60.0%)  |
| <b>POSSESSION AVG.</b>      |                |                |
|                             | 29:38          | 30:22          |
| <b>TOTAL NET YARDS</b>      |                |                |
| Avg. Per Game               | 4,649          | 4,800          |
| Total Plays                 | 290.6          | 300.0          |
| Avg. Per Play               | 961            | 1047           |
| Avg. Per Play               | 4.8            | 4.6            |
| <b>NET YARDS RUSHING</b>    |                |                |
| Avg. Per Game               | 2,066          | 1,648          |
| Total Rushes                | 129.1          | 103.0          |
|                             | 490            | 398            |
| <b>NET YARDS PASSING</b>    |                |                |
| Avg. Per Game               | 2,583          | 3,152          |
|                             | 161.4          | 197.0          |
| Sacked/Yards Lost           | 38/241         | 55/332         |
| Gross Yards                 | 2,824          | 3,484          |
| Att./Completions            | 433/237        | 594/339        |
| Completion Pct.             | 54.7           | 57.1           |
| Had Intercepted             | 13             | 25             |
| <b>PUNTS/AVERAGE</b>        |                |                |
|                             | 85/41.8        | 89/40.0        |
| <b>NET PUNTING AVERAGE</b>  |                |                |
|                             | 35.1           | 33.5           |
| <b>PENALTIES/YARDS</b>      |                |                |
|                             | 82/702         | 95/688         |
| <b>FUMBLES/FUMBLES LOST</b> |                |                |
|                             | 16/11          | 26/16          |
| <b>TOUCHDOWNS</b>           |                |                |
| Rushing                     | 43             | 29             |
| Passing                     | 18             | 12             |
| Returns                     | 18             | 15             |
|                             | 7              | 2              |

| BY QUARTERS       | 1  | 2   | 3  | 4   | OT | TOT |
|-------------------|----|-----|----|-----|----|-----|
| <b>BUCCANEERS</b> | 88 | 131 | 60 | 109 | 0  | 388 |
| <b>OPPONENTS</b>  | 39 | 79  | 53 | 92  | 6  | 269 |

| SCORING           | TD | R  | P  | RT | PAT   | 2-PT. | FG    | S | PTS |
|-------------------|----|----|----|----|-------|-------|-------|---|-----|
| Gramatica         | 0  | 0  | 0  | 0  | 42-42 | 0     | 28-34 | 0 | 126 |
| Dunn              | 9  | 8  | 1  | 0  | 0-0   | 0     | 0-0   | 0 | 54  |
| Johnson           | 8  | 0  | 8  | 0  | 0-0   | 0     | 0-0   | 0 | 48  |
| King              | 5  | 5  | 0  | 0  | 0-0   | 1     | 0-0   | 0 | 32  |
| Alstott           | 5  | 5  | 0  | 0  | 0-0   | 0     | 0-0   | 0 | 30  |
| Anthony           | 4  | 0  | 4  | 0  | 0-0   | 0     | 0-0   | 0 | 24  |
| Moore             | 3  | 0  | 3  | 0  | 0-0   | 0     | 0-0   | 0 | 18  |
| Barber            | 2  | 0  | 0  | 2  | 0-0   | 0     | 0-0   | 0 | 12  |
| <b>BUCCANEERS</b> | 43 | 18 | 7  | 42 | 4-1   | 1     | 28-34 | 1 | 388 |
| <b>OPPONENTS</b>  | 29 | 12 | 15 | 2  | 25-25 | 2-4   | 22-32 | 0 | 269 |

| FIELD GOALS       | 1/19 | 20/29 | 30/39 | 40/49 | 50+ LONG |    |
|-------------------|------|-------|-------|-------|----------|----|
| Gramatica         | 0-0  | 8-8   | 8-10  | 7-9   | 5-7      | 55 |
| <b>BUCCANEERS</b> | 0-0  | 8-8   | 8-10  | 7-9   | 5-7      | 55 |
| <b>OPPONENTS</b>  | 1-1  | 6-6   | 8-12  | 6-9   | 1-4      | 52 |

| PASSING           | ATT. | CMP. | YDS.  | CMP%  | YDS/ATT | TD | TD% | INT | INT% | LONG | SK/LOST | RTG   |
|-------------------|------|------|-------|-------|---------|----|-----|-----|------|------|---------|-------|
| King              | 428  | 233  | 2,769 | 54.4  | 6.47    | 18 | 4.2 | 13  | 3.0  | 75   | 37/240  | 75.8  |
| Royals            | 1    | 1    | 36    | 100.0 | 36.00   | 0  | 0.0 | 0   | 0.0  | 36   | 0/0     | 118.8 |
| Zaier             | 3    | 3    | 19    | 100.0 | 6.33    | 0  | 0.0 | 0   | 0.0  | 14   | 0/0     | 93.1  |
| Alstott           | 1    | 0    | 0     | 0.0   | 0.00    | 0  | 0.0 | 0   | 0.0  | 0    | 0/0     | 39.6  |
| Hamilton          | 0    | 0    | 0     | -     | -       | 0  | -   | 0   | -    | 0    | 1/1     | -     |
| <b>BUCCANEERS</b> | 433  | 237  | 2,824 | 54.7  | 6.52    | 18 | 4.2 | 13  | 3.0  | 75   | 38/241  | 76.2  |
| <b>OPPONENTS</b>  | 594  | 339  | 3,484 | 57.1  | 5.87    | 15 | 2.5 | 25  | 4.2  | 72t  | 55/332  | 65.0  |

| RUSHING           | NO. | YDS.  | AVG. | LONG | TD |
|-------------------|-----|-------|------|------|----|
| Dunn              | 248 | 1,133 | 4.6  | 70t  | 8  |
| Alstott           | 131 | 465   | 3.5  | 20t  | 5  |
| King              | 73  | 353   | 4.8  | 19   | 5  |
| Abdullah          | 16  | 70    | 4.4  | 19   | 0  |
| Stecker           | 12  | 31    | 2.6  | 14   | 0  |
| <b>BUCCANEERS</b> | 490 | 2,066 | 4.2  | 70t  | 18 |
| <b>OPPONENTS</b>  | 398 | 1,648 | 4.1  | 50t  | 12 |

| RECEIVING         | NO. | YDS.  | AVG. | LONG | TD |
|-------------------|-----|-------|------|------|----|
| Johnson           | 71  | 874   | 12.3 | 38   | 8  |
| Green             | 51  | 773   | 15.2 | 75   | 1  |
| Dunn              | 44  | 422   | 9.6  | 45   | 1  |
| Moore             | 29  | 288   | 9.9  | 28   | 3  |
| Anthony           | 15  | 232   | 15.5 | 46t  | 4  |
| Alstott           | 13  | 93    | 7.2  | 21   | 0  |
| <b>BUCCANEERS</b> | 237 | 2,824 | 11.9 | 75   | 18 |
| <b>OPPONENTS</b>  | 339 | 3,484 | 10.3 | 72t  | 15 |

| INTERCEPTIONS     | NO. | YDS. | AVG. | LONG | TD |
|-------------------|-----|------|------|------|----|
| Abraham           | 7   | 82   | 11.7 | 23   | 0  |
| Robinson          | 6   | 1    | 0.2  | 1    | 0  |
| Duncan            | 4   | 55   | 13.8 | 31t  | 1  |
| Lynch             | 3   | 43   | 14.3 | 36   | 0  |
| Barber            | 2   | 46   | 23.0 | 37t  | 1  |
| Brooks            | 1   | 34   | 34.0 | 34t  | 1  |
| Kelly             | 1   | 9    | 9.0  | 9t   | 1  |
| Quarles           | 1   | 5    | 5.0  | 5    | 0  |
| <b>BUCCANEERS</b> | 25  | 275  | 11.0 | 37t  | 4  |
| <b>OPPONENTS</b>  | 13  | 155  | 11.9 | 60   | 1  |

| TACKLES  | SOLO | ASST. | TOTAL |
|----------|------|-------|-------|
| Brooks   | 130  | 49    | 179   |
| Lynch    | 66   | 44    | 110   |
| Robinson | 56   | 48    | 104   |
| Barber   | 65   | 32    | 97    |
| Duncan   | 59   | 38    | 97    |

**SACKS** SPECIAL TEAM TACKLES

|                   |      |            |    |
|-------------------|------|------------|----|
| Sapp              | 16.5 | Gooch      | 23 |
| Jones             | 13.0 | D. Davis   | 21 |
| McFarland         | 6.5  | D. Jackson | 20 |
| Barber            | 5.5  | Abdullah   | 16 |
| <b>BUCCANEERS</b> | 55.0 |            |    |
| Opponents         | 38.0 |            |    |

**PUNTING** NO. YDS. AVG. NET TB IN20LG BK

|                   |    |       |      |      |    |    |    |   |
|-------------------|----|-------|------|------|----|----|----|---|
| Royals            | 85 | 3,551 | 41.8 | 35.1 | 8  | 17 | 63 | 0 |
| <b>BUCCANEERS</b> | 85 | 3,551 | 41.8 | 35.1 | 8  | 17 | 63 | 0 |
| <b>OPPONENTS</b>  | 89 | 3,556 | 40.0 | 33.5 | 12 | 24 | 64 | 3 |

**PUNT RETURNS** RET. FC YDS. AVG. LONG TD

|                   |    |    |     |      |     |   |
|-------------------|----|----|-----|------|-----|---|
| Williams          | 31 | 18 | 286 | 9.2  | 73t | 1 |
| Hastings          | 5  | 1  | 50  | 10.0 | 16  | 0 |
| Green             | 2  | 0  | 1   | 0.5  | 1   | 0 |
| <b>BUCCANEERS</b> | 39 | 19 | 337 | 8.6  | 73t | 1 |
| <b>OPPONENTS</b>  | 41 | 24 | 408 | 10.0 | 66t | 1 |

**KICKOFF RETURNS** NO. YDS. AVG. LONG TD

|                   |    |       |      |    |   |
|-------------------|----|-------|------|----|---|
| Stecker           | 29 | 663   | 22.9 | 48 | 0 |
| Williams          | 19 | 453   | 23.8 | 41 | 0 |
| Anthony           | 3  | 88    | 29.3 | 45 | 0 |
| Murphy            | 2  | 24    | 12.0 | 19 | 0 |
| Abdullah          | 1  | 16    | 16.0 | 16 | 0 |
| <b>BUCCANEERS</b> | 55 | 1,255 | 22.8 | 48 | 0 |
| <b>OPPONENTS</b>  | 74 | 1,688 | 22.8 | 70 | 0 |

**USUAL STARTING LINEUP**

| OFFENSE: |    |                  | DEFENSE: |    |                   |
|----------|----|------------------|----------|----|-------------------|
| WR       | 81 | Jacquez Green    | LE       | 72 | Chidi Ahanotu     |
| LT       | 69 | Pete Pierson     | NT       | 92 | Anthony McFarland |
| LG       | 64 | Randall McDaniel | DT       | 99 | Warren Sapp       |
| C        | 62 | Jeff Christy     | RE       | 78 | Marcus Jones      |
| RG       | 73 | Frank Middleton  | SLB      | 53 | Shelton Quarles   |
| RT       | 71 | Jerry Wunsch     | MLB      | 59 | Jamie Duncan      |
| TE       | 83 | Dave Moore       | WLB      | 55 | Derrick Brooks    |
| WR       | 19 | Keyshawn Johnson | LCB      | 21 | Donnie Abraham    |
| QB       | 10 | Shaun King       | RCB      | 20 | Ronde Barber      |
| FB       | 40 | Mike Alstott     | SS       | 47 | John Lynch        |
| RB       | 28 | Warrick Dunn     | FS       | 24 | Damien Robinson   |

## 2001

## RECORD: 9-7 HEAD COACH: TONY DUNGY

| DATE            | W/L | SCORE      | OPPONENT        | ATT.   |
|-----------------|-----|------------|-----------------|--------|
| 9/9             | W   | 10-6       | at Dallas       | 61,521 |
| 9/30            | L   | 16-20      | at Minnesota    | 64,105 |
| 10/7            | W   | 14-10      | GREEN BAY       | 65,510 |
| 10/14           | L   | 28-31 (ot) | at Tennessee    | 68,798 |
| 10/21           | L   | 10-17      | PITTSBURGH      | 65,588 |
| 10/28           | W   | 41-14      | MINNESOTA       | 65,558 |
| 11/4            | L   | 20-21      | at Green Bay    | 59,861 |
| 11/11           | W   | 20-17      | at Detroit      | 74,268 |
| 11/18           | L   | 24-27      | CHICAGO         | 65,612 |
| 11/26           | W   | 24-17      | at St. Louis    | 66,198 |
| 12/2            | W   | 16-13 (ot) | at Cincinnati   | 52,135 |
| 12/9            | W   | 15-12      | DETROIT         | 65,514 |
| 12/16           | L   | 3-27       | at Chicago      | 66,944 |
| 12/23           | W   | 48-21      | NEW ORLEANS     | 65,526 |
| 12/29           | W   | 22-10      | BALTIMORE       | 65,619 |
| 1/6             | L   | 13-17      | PHILADELPHIA    | 65,541 |
| <b>PLAYOFFS</b> |     |            |                 |        |
| 1/12            | L   | 9-31       | at Philadelphia | 65,847 |

|                             | BUCS           | OPP    |
|-----------------------------|----------------|--------|
| TOTAL FIRST DOWNS           | 298            | 262    |
| Rushing                     | 84             | 86     |
| Passing                     | 189            | 156    |
| Penalty                     | 25             | 20     |
| 3rd Down: Made/Att. (36.1%) | 80/228 (35.1%) | 78/216 |

|                      |               |              |
|----------------------|---------------|--------------|
| 4th Down: Made/Att.  | 11/17 (64.7%) | 4/13 (30.8%) |
| POSSESSION AVG.      | 31:40         | 28:20        |
| TOTAL NET YARDS      | 4,694         | 4,653        |
| Avg. Per Game        | 293.4         | 290.8        |
| Total Plays          | 1,046         | 950          |
| Avg. Per Play        | 4.5           | 4.9          |
| NET YARDS RUSHING    | 1,371         | 1,702        |
| Avg. Per Game        | 85.7          | 106.4        |
| Total Rushes         | 407           | 415          |
| NET YARDS PASSING    | 3,323         | 2,951        |
| Avg. Per Game        | 207.7         | 184.4        |
| Sacked/Yards Lost    | 47/298        | 42/272       |
| Gross Yards          | 3,621         | 3,223        |
| Att./Completions     | 592/362       | 493/273      |
| Completion Pct.      | 61.1          | 55.4         |
| Had Intercepted      | 12            | 28           |
| PUNTS/AVERAGE        | 83/40.7       | 78/41.5      |
| NET PUNTING AVERAGE  | 34.2          | 34.3         |
| PENALTIES/YARDS      | 77/672        | 91/742       |
| FUMBLES/FUMBLES LOST | 20/10         | 22/11        |
| TOUCHDOWNS           | 34            | 29           |
| Rushing              | 17            | 8            |
| Passing              | 13            | 20           |
| Returns              | 4             | 1            |

| BY QUARTERS       | 1         | 2          | 3         | 4          | OT       | TOT        |
|-------------------|-----------|------------|-----------|------------|----------|------------|
| <b>BUCCANEERS</b> | <b>39</b> | <b>130</b> | <b>50</b> | <b>102</b> | <b>3</b> | <b>324</b> |
| OPPONENTS         | 33        | 63         | 86        | 95         | 3        | 280        |

| SCORING    | TD | R  | P | RT | PAT   | 2-PT. | FG    | S | PTS |
|------------|----|----|---|----|-------|-------|-------|---|-----|
| Gramatica  | 0  | 0  | 0 | 0  | 28-28 | 0     | 23-29 | 0 | 97  |
| Alstott    | 11 | 10 | 1 | 0  | 0-0   | 2     | 0-0   | 0 | 70  |
| Dunn       | 6  | 3  | 3 | 0  | 0-0   | 0     | 0-0   | 0 | 36  |
| Moore      | 4  | 0  | 4 | 0  | 0-0   | 0     | 0-0   | 0 | 24  |
| B. Johnson | 3  | 3  | 0 | 0  | 0-0   | 0     | 0-0   | 0 | 18  |
| Brien      | 0  | 0  | 0 | 0  | 2-2   | 0     | 5-6   | 0 | 17  |
| Stecker    | 2  | 1  | 1 | 0  | 0-0   | 0     | 0-0   | 0 | 12  |
| Williams   | 2  | 0  | 1 | 1  | 0-0   | 0     | 0-0   | 0 | 12  |

|                   |           |           |           |          |              |            |              |          |            |
|-------------------|-----------|-----------|-----------|----------|--------------|------------|--------------|----------|------------|
| <b>BUCCANEERS</b> | <b>34</b> | <b>17</b> | <b>13</b> | <b>4</b> | <b>30-30</b> | <b>3-4</b> | <b>28-35</b> | <b>0</b> | <b>324</b> |
| OPPONENTS         | 29        | 8         | 20        | 1        | 25-25        | 3-4        | 25-29        | 0        | 280        |

| FIELD GOALS       | 1/9        | 20/29        | 30/39        | 40/49       | 50+ LONG   |           |
|-------------------|------------|--------------|--------------|-------------|------------|-----------|
| Gramatica         | 0-0        | 9-10         | 9-9          | 5-7         | 0-3        | 49        |
| Brien             | 0-0        | 2-2          | 1-1          | 2-3         | 0-0        | 42        |
| <b>BUCCANEERS</b> | <b>0-0</b> | <b>11-12</b> | <b>10-10</b> | <b>7-10</b> | <b>0-3</b> | <b>49</b> |
| OPPONENTS         | 0-0        | 7-7          | 6-7          | 11-13       | 1-2        | 50        |

| PASSING           | ATT.       | CMP.       | YDS.         | CMP%        | YDS/ATT     | TD        | TD%        | INT       | INT%       | LONG      | SK/LOST       | RTG         |
|-------------------|------------|------------|--------------|-------------|-------------|-----------|------------|-----------|------------|-----------|---------------|-------------|
| B. Johnson        | 559        | 340        | 3,406        | 60.8        | 6.09        | 13        | 2.3        | 11        | 2.0        | 47        | 44/269        | 77.7        |
| King              | 31         | 21         | 210          | 67.7        | 6.77        | 0         | 0.0        | 1         | 3.2        | 42        | 3/29          | 73.3        |
| Gramatica         | 1          | 0          | 0            | 0.0         | 0.00        | 0         | 0.0        | 0         | 0.0        | 0         | 0/0           | 39.6        |
| Royals            | 1          | 1          | 5            | 100.0       | 5.00        | 0         | 0.0        | 0         | 0.0        | 5         | 0/0           | 87.5        |
| <b>BUCCANEERS</b> | <b>592</b> | <b>362</b> | <b>3,621</b> | <b>61.1</b> | <b>6.12</b> | <b>13</b> | <b>2.2</b> | <b>12</b> | <b>2.0</b> | <b>47</b> | <b>47/298</b> | <b>77.4</b> |
| OPPONENTS         | 493        | 273        | 3,223        | 55.4        | 6.54        | 20        | 4.1        | 28        | 5.7        | 67t       | 42/272        | 65.3        |

| RUSHING           | NO.        | YDS.         | AVG.       | LONG       | TD        |
|-------------------|------------|--------------|------------|------------|-----------|
| Alstott           | 165        | 680          | 4.1        | 39t        | 10        |
| Dunn              | 158        | 447          | 2.8        | 21t        | 3         |
| B. Johnson        | 39         | 120          | 3.1        | 21         | 3         |
| Stecker           | 24         | 72           | 3.0        | 17         | 1         |
| Abdullah          | 11         | 40           | 3.6        | 12         | 0         |
| <b>BUCCANEERS</b> | <b>407</b> | <b>1,371</b> | <b>3.4</b> | <b>39t</b> | <b>17</b> |
| OPPONENTS         | 415        | 1,702        | 4.1        | 63t        | 8         |

| RECEIVING         | NO.        | YDS.         | AVG.        | LONG      | TD        |
|-------------------|------------|--------------|-------------|-----------|-----------|
| K. Johnson        | 106        | 1,266        | 11.9        | 47        | 1         |
| Dunn              | 68         | 557          | 8.2         | 31        | 3         |
| Green             | 36         | 402          | 11.2        | 35        | 1         |
| Moore             | 35         | 285          | 8.1         | 29        | 4         |
| Alstott           | 35         | 231          | 6.6         | 19t       | 1         |
| Williams          | 24         | 314          | 13.1        | 42        | 1         |
| <b>BUCCANEERS</b> | <b>362</b> | <b>3,621</b> | <b>10.0</b> | <b>47</b> | <b>13</b> |
| OPPONENTS         | 273        | 3,223        | 11.8        | 67t       | 20        |

| INTERCEPTIONS     | NO.       | YDS.       | AVG.        | LONG       | TD       |
|-------------------|-----------|------------|-------------|------------|----------|
| Barber            | 10        | 86         | 8.6         | 36t        | 1        |
| Abraham           | 6         | 98         | 16.3        | 46         | 0        |
| Jackson           | 4         | 42         | 10.5        | 29         | 0        |
| Brooks            | 3         | 65         | 21.7        | 53         | 0        |
| Lynch             | 3         | 21         | 7.0         | 15         | 0        |
| Quarles           | 1         | 98         | 98.0        | 98t        | 1        |
| Duncan            | 1         | 9          | 9.0         | 9          | 0        |
| <b>BUCCANEERS</b> | <b>28</b> | <b>419</b> | <b>15.0</b> | <b>98t</b> | <b>2</b> |
| OPPONENTS         | 12        | 74         | 6.2         | 25         | 0        |

| TACKLES | SOLO | ASST. | TOTAL |
|---------|------|-------|-------|
| Brooks  | 110  | 55    | 165   |
| Duncan  | 79   | 51    | 130   |
| Lynch   | 70   | 35    | 105   |
| Barber  | 64   | 27    | 91    |
| Jackson | 52   | 26    | 78    |

| SACKS     | SPECIAL TEAM TACKLES |          |    |
|-----------|----------------------|----------|----|
| Rice      | 11.0                 | Smith    | 22 |
| Sapp      | 6.0                  | Abdullah | 21 |
| White     | 5.0                  | Gooch    | 16 |
| McFarland | 3.5                  | Howell   | 12 |
| Jones     | 3.0                  | Yoder    | 12 |

|                   |             |
|-------------------|-------------|
| <b>BUCCANEERS</b> | <b>42.0</b> |
| Opponents         | 47.0        |

| PUNTING           | NO.       | YDS.         | AVG.        | NET         | TB       | IN20LG    | BK        |          |
|-------------------|-----------|--------------|-------------|-------------|----------|-----------|-----------|----------|
| Royals            | 83        | 3,382        | 40.7        | 34.2        | 8        | 26        | 61        | 0        |
| <b>BUCCANEERS</b> | <b>83</b> | <b>3,382</b> | <b>40.7</b> | <b>34.2</b> | <b>8</b> | <b>26</b> | <b>61</b> | <b>0</b> |
| OPPONENTS         | 78        | 3,234        | 41.5        | 34.3        | 8        | 19        | 58        | 2        |

| PUNT RETURNS      | RET.      | FC        | YDS.       | AVG.        | LONG       | TD       |
|-------------------|-----------|-----------|------------|-------------|------------|----------|
| Williams          | 35        | 13        | 366        | 105.5       | 84t        | 1        |
| Anthony           | 3         | 1         | 12         | 4.0         | 7          | 0        |
| Jackson           | 0         | 0         | 18         | -           | 18         | 0        |
| <b>BUCCANEERS</b> | <b>38</b> | <b>14</b> | <b>396</b> | <b>10.4</b> | <b>84t</b> | <b>1</b> |
| OPPONENTS         | 44        | 12        | 380        | 8.6         | 55t        | 1        |

| KICKOFF RETURNS   | NO.       | YDS.         | AVG.        | LONG      | TD       |
|-------------------|-----------|--------------|-------------|-----------|----------|
| Murphy            | 20        | 445          | 22.3        | 39        | 0        |
| Smith             | 16        | 355          | 22.2        | 45        | 0        |
| Stecker           | 9         | 259          | 28.8        | 86        | 0        |
| Abdullah          | 5         | 92           | 18.4        | 29        | 0        |
| <b>BUCCANEERS</b> | <b>54</b> | <b>1,208</b> | <b>22.4</b> | <b>86</b> | <b>0</b> |
| OPPONENTS         | 63        | 1,321        | 21.0        | 77        | 0        |

| USUAL STARTING LINEUP |    |                  |     |    |                   |
|-----------------------|----|------------------|-----|----|-------------------|
| OFFENSE:              |    | DEFENSE:         |     |    |                   |
| WR                    | 81 | Jacquez Green    | LE  | 78 | Marcus Jones      |
| LT                    | 67 | Kenyatta Walker  | NT  | 92 | Anthony McFarland |
| LG                    | 64 | Randall McDaniel | DT  | 99 | Warren Sapp       |
| C                     | 62 | Jeff Christy     | RE  | 97 | Simeon Rice       |
| RG                    | 60 | Cosey Coleman    | SLB | 53 | Shelton Quarles   |
| RT                    | 71 | Jerry Wunsch     | MLB | 59 | Jamie Duncan      |
| TE                    | 83 | Dave Moore       | WLB | 55 | Derrick Brooks    |
| WR                    | 19 | Keyshawn Johnson | LCB | 25 | Brian Kelly       |
| QB                    | 14 | Brad Johnson     | RCB | 20 | Ronde Barber      |
| FB                    | 40 | Mike Alstott     | SS  | 47 | John Lynch        |
| RB                    | 28 | Warrick Dunn     | FS  | 34 | Dexter Jackson    |

| DATE  | W/L | SCORE      | OPPONENT        | ATT.   |
|-------|-----|------------|-----------------|--------|
| 9/8   | L   | 20-26 (ot) | NEW ORLEANS     | 65,554 |
| 9/15  | W   | 25-0       | at Baltimore    | 69,304 |
| 9/23  | W   | 26-14      | ST. LOUIS       | 65,652 |
| 9/29  | W   | 35-7       | at Cincinnati   | 57,234 |
| 10/6  | W   | 20-6       | at Atlanta      | 68,936 |
| 10/13 | W   | 17-3       | CLEVELAND       | 65,625 |
| 10/20 | L   | 10-20      | at Philadelphia | 65,523 |
| 10/27 | W   | 12-9       | at Carolina     | 72,892 |
| 11/3  | W   | 38-24      | MINNESOTA       | 65,667 |
| 11/17 | W   | 23-10      | CAROLINA        | 65,527 |
| 11/24 | W   | 21-7       | GREEN BAY       | 65,672 |
| 12/1  | L   | 20-23      | at New Orleans  | 68,226 |
| 12/8  | W   | 34-10      | ATLANTA         | 65,648 |
| 12/15 | W   | 23-20      | at Detroit      | 61,942 |
| 12/23 | L   | 7-17       | PITTSBURGH      | 65,684 |
| 12/29 | W   | 15-0       | at Chicago      | 55,832 |

**PLAYOFFS**

|      |   |       |                 |        |
|------|---|-------|-----------------|--------|
| 1/12 | W | 31-6  | SAN FRANCISCO   | 65,559 |
| 1/19 | W | 27-10 | at Philadelphia | 66,713 |

**SUPER BOWL XXXVII**

|      |   |       |                         |        |
|------|---|-------|-------------------------|--------|
| 1/26 | W | 48-21 | vs. Oakland (San Diego) | 67,603 |
|------|---|-------|-------------------------|--------|

|                             | BUCS           | OPP          |
|-----------------------------|----------------|--------------|
| TOTAL FIRST DOWNS           | 287            | 236          |
| Rushing                     | 90             | 79           |
| Passing                     | 172            | 131          |
| Penalty                     | 25             | 26           |
| 3rd Down: Made/Att. (33.6%) | 79/222 (35.6%) | 75/223       |
| 4th Down: Made/Att.         | 6/9 (66.7%)    | 8/13 (61.5%) |

|                 |       |       |
|-----------------|-------|-------|
| POSSESSION AVG. | 31:43 | 28:17 |
| TOTAL NET YARDS | 5,002 | 4,044 |
| Avg. Per Game   | 312.6 | 252.8 |
| Total Plays     | 1,022 | 963   |
| Avg. Per Play   | 4.9   | 4.2   |

|                   |       |       |
|-------------------|-------|-------|
| NET YARDS RUSHING | 1,557 | 1,554 |
| Avg. Per Game     | 97.3  | 97.1  |
| Total Rushes      | 414   | 410   |

|                   |         |         |
|-------------------|---------|---------|
| NET YARDS PASSING | 3,445   | 2,490   |
| Avg. Per Game     | 215.3   | 155.6   |
| Sacked/Yards Lost | 41/220  | 43/295  |
| Gross Yards       | 3,665   | 2,785   |
| Att./Completions  | 567/348 | 510/259 |
| Completion Pct.   | 61.4    | 50.8    |
| Had Intercepted   | 10      | 31      |

|                     |         |         |
|---------------------|---------|---------|
| PUNTS/AVERAGE       | 91/42.6 | 99/44.4 |
| NET PUNTING AVERAGE | 35.2    | 37.3    |

|                      |         |        |
|----------------------|---------|--------|
| PENALTIES/YARDS      | 103/789 | 93/749 |
| FUMBLES/FUMBLES LOST | 24/11   | 21/7   |

|            |    |    |
|------------|----|----|
| TOUCHDOWNS | 35 | 21 |
| Rushing    | 6  | 8  |
| Passing    | 23 | 10 |
| Returns    | 6  | 3  |

| BY QUARTERS | 1  | 2   | 3  | 4   | OT | TOT |
|-------------|----|-----|----|-----|----|-----|
| BUCCANEERS  | 49 | 110 | 63 | 124 | 0  | 346 |
| OPPONENTS   | 57 | 49  | 43 | 41  | 6  | 196 |

| SCORING    | TD | R | P | RT | PAT   | 2-PT. | FG    | S | P   | T |
|------------|----|---|---|----|-------|-------|-------|---|-----|---|
| Gramatica  | 0  | 0 | 0 | 0  | 32-32 | 0     | 32-39 | 0 | 128 |   |
| Alstott    | 7  | 5 | 2 | 0  | 0-0   | 0     | 0-0   | 0 | 42  |   |
| McCardell  | 6  | 0 | 6 | 0  | 0-0   | 0     | 0-0   | 0 | 36  |   |
| K. Johnson | 5  | 0 | 5 | 0  | 0-0   | 2     | 0-0   | 0 | 34  |   |
| Brooks     | 4  | 0 | 0 | 4  | 0-0   | 0     | 0-0   | 0 | 24  |   |
| Jurevicius | 4  | 0 | 4 | 0  | 0-0   | 0     | 0-0   | 0 | 24  |   |
| Dudley     | 3  | 0 | 3 | 0  | 0-0   | 0     | 0-0   | 0 | 18  |   |
| Dilger     | 2  | 0 | 2 | 0  | 0-0   | 0     | 0-0   | 0 | 12  |   |
| Williams   | 2  | 0 | 1 | 1  | 0-0   | 0     | 0-0   | 0 | 12  |   |

|            |    |   |    |   |       |     |       |   |     |  |
|------------|----|---|----|---|-------|-----|-------|---|-----|--|
| BUCCANEERS | 35 | 6 | 23 | 6 | 32-32 | 2-3 | 32-39 | 2 | 346 |  |
| OPPONENTS  | 21 | 8 | 10 | 3 | 19-19 | 0-1 | 17-23 | 0 | 196 |  |

|             |      |       |       |       |     |      |
|-------------|------|-------|-------|-------|-----|------|
| FIELD GOALS | 1/19 | 20/29 | 30/39 | 40/49 | 50+ | LONG |
| Gramatica   | 0-0  | 7-8   | 14-15 | 6-10  | 5-6 | 52   |

|            |     |     |       |      |     |    |
|------------|-----|-----|-------|------|-----|----|
| BUCCANEERS | 0-0 | 7-8 | 14-15 | 6-10 | 5-6 | 52 |
| OPPONENTS  | 0-0 | 5-5 | 7-7   | 4-8  | 1-3 | 50 |

| RUSHING | NO. | YDS. | AVG. | LONG | TD |
|---------|-----|------|------|------|----|
| Pittman | 204 | 718  | 3.5  | 21   | 1  |
| Alstott | 146 | 548  | 3.8  | 32   | 5  |
| Stecker | 28  | 174  | 6.2  | 59   | 0  |

| PASSING    | ATT. | CMP. | YDS.  | CMP% | YDS/ATT | TD | TD% | INT | INT%  | LONG | SK/LOST | RTG  |
|------------|------|------|-------|------|---------|----|-----|-----|-------|------|---------|------|
| B. Johnson | 451  | 281  | 3,049 | 62.3 | 6.76    | 22 | 4.9 | 6   | 1.3   | 76t  | 21/121  | 92.9 |
| R. Johnson | 88   | 57   | 536   | 64.8 | 6.09    | 1  | 1.1 | 2   | 2.3   | 23   | 19/94   | 75.8 |
| King       | 27   | 10   | 80    | 37.0 | 2.96    | 0  | 0.0 | 1   | 3.7   | 20   | 1/5     | 30.0 |
| Tupa       | 1    | 0    | 0     | 0.0  | 0.00    | 0  | 0.0 | 1   | 100.0 | 0    | 0/0     | 0.0  |
| BUCCANEERS | 567  | 348  | 3,665 | 61.4 | 6.46    | 23 | 4.1 | 10  | 1.8   | 76t  | 41/220  | 86.3 |
| OPPONENTS  | 510  | 259  | 2,785 | 50.8 | 5.46    | 10 | 2.0 | 31  | 6.1   | 52   | 43/295  | 48.4 |

|            |    |    |     |    |   |
|------------|----|----|-----|----|---|
| R. Johnson | 14 | 73 | 5.2 | 21 | 0 |
| B. Johnson | 13 | 30 | 2.3 | 6  | 0 |

|            |     |       |     |     |   |
|------------|-----|-------|-----|-----|---|
| BUCCANEERS | 414 | 1,557 | 3.8 | 59  | 6 |
| OPPONENTS  | 410 | 1,554 | 3.8 | 85t | 8 |

| RECEIVING  | NO. | YDS.  | AVG. | LONG | TD |
|------------|-----|-------|------|------|----|
| K. Johnson | 76  | 1,088 | 14.3 | 76t  | 5  |
| McCardell  | 61  | 670   | 11.0 | 65t  | 6  |
| Pittman    | 59  | 477   | 8.1  | 64   | 0  |
| Jurevicius | 37  | 423   | 11.4 | 26   | 4  |
| Alstott    | 35  | 242   | 6.9  | 44t  | 2  |
| Dilger     | 34  | 329   | 9.7  | 40   | 2  |
| Dudley     | 16  | 192   | 12.0 | 35t  | 3  |

|            |     |       |      |     |    |
|------------|-----|-------|------|-----|----|
| BUCCANEERS | 348 | 3,665 | 10.5 | 76t | 23 |
| OPPONENTS  | 259 | 2,785 | 10.8 | 52  | 10 |

| INTERCEPTIONS | NO. | YDS. | AVG. | LONG | TD |
|---------------|-----|------|------|------|----|
| Kelly         | 8   | 68   | 8.5  | 31   | 0  |
| Brooks        | 5   | 218  | 43.6 | 97t  | 3  |
| D. Smith      | 4   | 39   | 9.8  | 35   | 0  |
| Jackson       | 3   | 101  | 33.7 | 58   | 0  |
| Lynch         | 3   | 0    | 0.0  | 0    | 0  |
| Quarles       | 2   | 29   | 14.5 | 25t  | 1  |
| Barber        | 2   | 9    | 4.5  | 9    | 0  |
| Sapp          | 2   | 0    | 0.0  | 0    | 0  |
| Rice          | 1   | 30   | 30.0 | 30   | 0  |
| Singleton     | 1   | 0    | 0.0  | 0    | 0  |
| BUCCANEERS    | 31  | 494  | 15.9 | 97t  | 4  |
| OPPONENTS     | 10  | 143  | 14.3 | 51t  | 3  |

| TACKLES   | SOLO | ASST. | TOTAL |
|-----------|------|-------|-------|
| Brooks    | 117  | 53    | 170   |
| Quarles   | 84   | 75    | 159   |
| Lynch     | 50   | 46    | 96    |
| Barber    | 71   | 24    | 95    |
| Singleton | 54   | 35    | 89    |

| SACKS  | SPECIAL TEAM TACKLES |          |    |
|--------|----------------------|----------|----|
| Rice   | 15.5                 | Ivy      | 23 |
| Sapp   | 7.5                  | D. Smith | 20 |
| Wymys  | 5.5                  | Stecker  | 19 |
| Spires | 3.5                  | Webster  | 16 |
| Barber | 3.0                  | Yoder    | 15 |

|            |      |  |  |  |  |
|------------|------|--|--|--|--|
| BUCCANEERS | 43.0 |  |  |  |  |
| OPPONENTS  | 41.0 |  |  |  |  |

| PUNTING    | NO. | YDS.  | AVG. | NET  | TB | IN20LG | BK |   |
|------------|-----|-------|------|------|----|--------|----|---|
| Tupa       | 90  | 3,856 | 42.8 | 35.4 | 12 | 30     | 71 | 0 |
| Gramatica  | 1   | 23    | 23.0 | 23.0 | 0  | 1      | 23 | 0 |
| BUCCANEERS | 91  | 3,879 | 42.6 | 35.2 | 12 | 31     | 71 | 0 |
| OPPONENTS  | 99  | 4,400 | 44.4 | 37.3 | 14 | 29     | 75 | 0 |

| PUNT RETURNS | RET. | FC | YDS. | AVG. | LONG | TD |
|--------------|------|----|------|------|------|----|
| Williams     | 43   | 20 | 410  | 9.5  | 56t  | 1  |
| Jackson      | 1    | 0  | 20   | 20.0 | 21   | 0  |
| BUCCANEERS   | 44   | 20 | 430  | 9.8  | 56t  | 1  |
| OPPONENTS    | 42   | 5  | 433  | 10.3 | 56   | 0  |

| KICKOFF RETURNS | NO. | YDS.  | AVG. | LONG | TD |
|-----------------|-----|-------|------|------|----|
| Stecker         | 37  | 934   | 25.2 | 67   | 0  |
| D. Smith        | 4   | 93    | 23.3 | 25   | 0  |
| Williams        | 3   | 49    | 16.3 | 23   | 0  |
| Yoder           | 1   | 9     | 9.0  | 9    | 0  |
| BUCCANEERS      | 45  | 1,085 | 24.1 | 67   | 0  |
| OPPONENTS       | 72  | 1,567 | 21.8 | 91   | 0  |

USUAL STARTING LINEUP

| OFFENSE: |    |                  |     | DEFENSE: |                   |  |  |
|----------|----|------------------|-----|----------|-------------------|--|--|
| WR       | 87 | Keenan McCardell | LE  | 94       | Greg Spires       |  |  |
| LT       | 72 | Roman Oben       | NT  | 92       | Anthony McFarland |  |  |
| LG       | 71 | Kerry Jenkins    | DT  | 99       | Warren Sapp       |  |  |
| C        | 62 | Jeff Christy     | RE  | 97       | Simeon Rice       |  |  |
| RG       | 60 | Cosey Coleman    | SLB | 51       | A. Singleton      |  |  |
| TE       | 67 | Kenyatta Walker  | MLB | 53       | Shelton Quarles   |  |  |
| RT       | 85 | Ken Dilger       | WLB | 55       | Derrick Brooks    |  |  |
| WR       | 19 | Keyshawn Johnson | LCB | 25       | Brian Kelly       |  |  |
| QB       | 14 | Brad Johnson     | RCB | 20       | Ronde Barber      |  |  |
| FB       | 40 | Mike Alstott     | SS  | 47       | John Lynch        |  |  |
| RB       | 32 | Michael Pittman  | FS  | 34       | Dexter Jackson    |  |  |

2003

RECORD: 7-9

HEAD COACH: JON GRUDEN

| DATE  | W/L | SCORE      | OPPONENT         | ATT.   |
|-------|-----|------------|------------------|--------|
| 9/8   | W   | 17-0       | at Philadelphia  | 67,772 |
| 9/14  | L   | 9-12 (ot)  | CAROLINA         | 65,621 |
| 9/21  | W   | 31-10      | at Atlanta       | 70,871 |
| 10/6  | L   | 35-38 (ot) | INDIANAPOLIS     | 65,647 |
| 10/12 | W   | 35-13      | at Washington    | 85,490 |
| 10/19 | L   | 7-24       | at San Francisco | 67,809 |
| 10/26 | W   | 16-0       | DALLAS           | 65,602 |
| 11/2  | L   | 14-17      | NEW ORLEANS      | 65,524 |
| 11/9  | L   | 24-27      | at Carolina      | 73,345 |
| 11/16 | L   | 13-20      | GREEN BAY        | 65,614 |
| 11/24 | W   | 19-13      | N.Y. GIANTS      | 65,648 |
| 11/30 | L   | 10-17      | at Jacksonville  | 60,543 |
| 12/7  | W   | 14-7       | at New Orleans   | 68,442 |
| 12/14 | W   | 16-3       | HOUSTON          | 65,124 |
| 12/20 | L   | 28-30      | ATLANTA          | 65,572 |
| 12/28 | L   | 13-33      | at Tennessee     | 68,809 |

|                      | BUCS           | OPP            |
|----------------------|----------------|----------------|
| TOTAL FIRST DOWNS    | 307            | 249            |
| Rushing              | 86             | 89             |
| Passing              | 190            | 140            |
| Penalty              | 31             | 20             |
| 3rd Down: Made/Att.  | 78/220 (35.5%) | 68/214 (31.8%) |
| 4th Down: Made/Att.  | 8/15 (53.3%)   | 7/18 (38.9%)   |
| POSSESSION AVG.      | 31:36          | 28:24          |
| TOTAL NET YARDS      | 5,453          | 4,466          |
| Avg. Per Game        | 340.8          | 279.1          |
| Total Plays          | 1,036          | 962            |
| Avg. Per Play        | 5.3            | 4.6            |
| NET YARDS RUSHING    | 1,648          | 1,756          |
| Avg. Per Game        | 103.0          | 109.8          |
| Total Rushes         | 421            | 451            |
| NET YARDS PASSING    | 3,805          | 2,710          |
| Avg. Per Game        | 237.8          | 169.4          |
| Sacked/Yards Lost    | 23/136         | 36/234         |
| Gross Yards          | 3,941          | 2,944          |
| Att./Completions     | 592/369        | 475/274        |
| Completion Pct.      | 62.3           | 57.7           |
| Had Intercepted      | 22             | 20             |
| PUNTS/AVERAGE        | 83/43.3        | 82/43.4        |
| NET PUNTING AVERAGE  | 35.9           | 38.0           |
| PENALTIES/YARDS      | 117/1104       | 104/817        |
| FUMBLES/FUMBLES LOST | 23/9           | 29/13          |
| TOUCHDOWNS           | 36             | 27             |
| Rushing              | 5              | 6              |
| Passing              | 27             | 16             |
| Returns              | 4              | 5              |

| BY QUARTERS       | 1         | 2          | 3         | 4          | OT       | TOT        |
|-------------------|-----------|------------|-----------|------------|----------|------------|
| <b>BUCCANEERS</b> | <b>34</b> | <b>105</b> | <b>60</b> | <b>102</b> | <b>0</b> | <b>301</b> |
| OPPONENTS         | 50        | 83         | 56        | 69         | 6        | 264        |

| SCORING           | TD        | R        | P         | RT       | 34-2-PT.     | FG         | S            | PTS      |            |
|-------------------|-----------|----------|-----------|----------|--------------|------------|--------------|----------|------------|
| Gramatica         | 0         | 0        | 0         | 0        | 33-34        | 0          | 16-26        | 0        | 81         |
| McCardell         | 9         | 0        | 8         | 1        | 0-0          | 0          | 0-0          | 0        | 54         |
| K. Johnson        | 3         | 0        | 3         | 0        | 0-0          | 0          | 0-0          | 0        | 18         |
| Jones             | 3         | 3        | 0         | 0        | 0-0          | 0          | 0-0          | 0        | 18         |
| Alstott           | 2         | 2        | 0         | 0        | 0-0          | 0          | 0-0          | 0        | 12         |
| Jurevicius        | 2         | 0        | 2         | 0        | 0-0          | 0          | 0-0          | 0        | 12         |
| Lee               | 2         | 0        | 2         | 0        | 0-0          | 0          | 0-0          | 0        | 12         |
| Pittman           | 2         | 0        | 2         | 0        | 0-0          | 0          | 0-0          | 0        | 12         |
| Sapp              | 2         | 0        | 2         | 0        | 0-0          | 0          | 0-0          | 0        | 12         |
| Yoder             | 2         | 0        | 2         | 0        | 0-0          | 0          | 0-0          | 0        | 12         |
| <b>BUCCANEERS</b> | <b>36</b> | <b>5</b> | <b>27</b> | <b>4</b> | <b>33-34</b> | <b>1-2</b> | <b>16-26</b> | <b>1</b> | <b>301</b> |
| OPPONENTS         | 27        | 6        | 16        | 5        | 27-27        | 0-0        | 25-34        | 0        | 264        |

| FIELD GOALS       | 1/19       | 20/29      | 30/39      | 40/49      | 50+        | LONG      |
|-------------------|------------|------------|------------|------------|------------|-----------|
| Gramatica         | 0-0        | 9-9        | 3-6        | 3-8        | 1-3        | 50        |
| <b>BUCCANEERS</b> | <b>0-0</b> | <b>9-9</b> | <b>3-6</b> | <b>3-8</b> | <b>1-3</b> | <b>50</b> |
| OPPONENTS         | 0-0        | 8-8        | 11-14      | 5-10       | 1-2        | 51        |

| RUSHING           | NO.        | YDS.         | AVG.       | LONG      | TD       |
|-------------------|------------|--------------|------------|-----------|----------|
| Pittman           | 187        | 751          | 4.0        | 17        | 0        |
| Jones             | 137        | 627          | 4.6        | 61        | 3        |
| Stecker           | 37         | 125          | 3.4        | 15        | 0        |
| Alstott           | 27         | 77           | 2.9        | 29        | 2        |
| B. Johnson        | 25         | 33           | 1.3        | 13        | 0        |
| <b>BUCCANEERS</b> | <b>421</b> | <b>1,648</b> | <b>3.9</b> | <b>61</b> | <b>5</b> |
| OPPONENTS         | 451        | 1,756        | 3.9        | 47        | 6        |

| RECEIVING         | NO.        | YDS.         | AVG.        | LONG       | TD        |
|-------------------|------------|--------------|-------------|------------|-----------|
| McCardell         | 84         | 1,174        | 14.0        | 76t        | 8         |
| Pittman           | 75         | 597          | 8.0         | 68t        | 2         |
| K. Johnson        | 45         | 600          | 13.3        | 39t        | 3         |
| Lee               | 33         | 432          | 13.1        | 72         | 2         |
| Jones             | 24         | 180          | 7.5         | 29         | 0         |
| Dilger            | 22         | 244          | 11.1        | 48         | 1         |
| Cook              | 20         | 120          | 6.0         | 19         | 1         |
| Jurevicius        | 12         | 118          | 9.8         | 22         | 2         |
| <b>BUCCANEERS</b> | <b>369</b> | <b>3,941</b> | <b>10.7</b> | <b>76t</b> | <b>27</b> |
| OPPONENTS         | 274        | 2,944        | 10.7        | 75t        | 16        |

| INTERCEPTIONS     | NO.       | YDS.       | AVG.        | LONG       | TD       |
|-------------------|-----------|------------|-------------|------------|----------|
| D. Smith          | 5         | 3          | 0.6         | 3          | 0        |
| Brooks            | 2         | 56         | 28.0        | 44t        | 1        |
| Barber            | 2         | 53         | 26.5        | 29t        | 1        |
| Wansley           | 2         | 38         | 19.0        | 23t        | 1        |
| Lynch             | 2         | 18         | 9.0         | 18         | 0        |
| Rice              | 2         | 12         | 6.0         | 12         | 0        |
| <b>BUCCANEERS</b> | <b>20</b> | <b>229</b> | <b>11.5</b> | <b>44t</b> | <b>3</b> |
| OPPONENTS         | 22        | 394        | 17.9        | 73t        | 4        |

| TACKLES  | SOLO | ASST. | TOTAL |
|----------|------|-------|-------|
| Brooks   | 98   | 53    | 151   |
| Barber   | 86   | 25    | 111   |
| Quarles  | 68   | 42    | 110   |
| Lynch    | 60   | 35    | 95    |
| D. Smith | 65   | 20    | 85    |

| SACKS             | SPECIAL TEAM TACKLES |          |    |
|-------------------|----------------------|----------|----|
| Rice              | 15.0                 | Ivy      | 16 |
| Sapp              | 5.0                  | Stecker  | 13 |
| Spires            | 3.5                  | Rudd     | 12 |
| McFarland         | 2.5                  | Phillips | 12 |
| Wyms              | 2.0                  | Wansley  | 11 |
| Darby             | 2.0                  | D. Smith | 11 |
| <b>BUCCANEERS</b> | <b>36.0</b>          |          |    |
| OPPONENTS         | 23.0                 |          |    |

| PUNTING           | NO.       | YDS.         | AVG.        | NET         | TB       | IN20LG    | BK        |
|-------------------|-----------|--------------|-------------|-------------|----------|-----------|-----------|
| Tupa              | 83        | 3,590        | 43.3        | 35.9        | 6        | 26        | 60        |
| <b>BUCCANEERS</b> | <b>83</b> | <b>3,590</b> | <b>43.3</b> | <b>35.9</b> | <b>6</b> | <b>26</b> | <b>60</b> |
| OPPONENTS         | 82        | 3,559        | 43.4        | 38.0        | 10       | 22        | 58        |

| PUNT RETURNS      | RET.      | FC        | YDS.       | AVG.       | LONG      | TD       |
|-------------------|-----------|-----------|------------|------------|-----------|----------|
| Williams          | 15        | 10        | 110        | 7.3        | 19        | 0        |
| Barlow            | 12        | 6         | 58         | 4.8        | 17        | 0        |
| Wansley           | 8         | 2         | 74         | 9.3        | 12        | 0        |
| <b>BUCCANEERS</b> | <b>35</b> | <b>18</b> | <b>242</b> | <b>6.9</b> | <b>19</b> | <b>0</b> |
| OPPONENTS         | 39        | 12        | 489        | 12.5       | 52        | 0        |

| KICKOFF RETURNS   | NO.       | YDS.         | AVG.        | LONG      | TD       |
|-------------------|-----------|--------------|-------------|-----------|----------|
| Stecker           | 25        | 520          | 20.8        | 44        | 0        |
| Jones             | 17        | 271          | 15.9        | 25        | 0        |
| Barlow            | 10        | 221          | 22.1        | 32        | 0        |
| <b>BUCCANEERS</b> | <b>55</b> | <b>1,042</b> | <b>18.9</b> | <b>44</b> | <b>0</b> |
| OPPONENTS         | 69        | 1,393        | 23.6        | 90        | 0        |

| USUAL STARTING LINEUP | DEFENSE:         |        |                   |
|-----------------------|------------------|--------|-------------------|
| WR 87                 | Keenan McCardell | LE 94  | Greg Spires       |
| LT 72                 | Roman Oben       | NT 92  | Anthony McFarland |
| LG 71                 | Kerry Jenkins    | DT 99  | Warren Sapp       |
| C 76                  | John Wade        | RE 97  | Simeon Rice       |
| RG 60                 | Cosey Coleman    | SLB 56 | Ryan Nce          |
| RT 67                 | Kenyatta Walker  | MLB 53 | Shelton Quarles   |
| TE 85                 | Ken Dilger       | WLB 55 | Derrick Brooks    |
| WR 19                 | Keyshawn Johnson | LCB 20 | Ronde Barber      |
| QB 14                 | Brad Johnson     | RCB 31 | Tim Wansley       |
| FB 43                 | Jameel Cook      | SS 47  | John Lynch        |
| RB 32                 | Michael Pittman  | FS 26  | Dwight Smith      |

| PASSING           | ATT.       | CMP.       | YDS.         | CMP%        | YDS/ATT     | TD        | TD%        | INT       | INT%       | LONG       | SK/LOST       | RTG         |
|-------------------|------------|------------|--------------|-------------|-------------|-----------|------------|-----------|------------|------------|---------------|-------------|
| B. Johnson        | 570        | 354        | 3,811        | 62.1        | 6.69        | 26        | 4.6        | 21        | 3.7        | 76t        | 20/111        | 81.5        |
| S. King           | 22         | 15         | 130          | 68.2        | 5.91        | 1         | 4.5        | 1         | 4.5        | 20         | 3/25          | 79.7        |
| <b>BUCCANEERS</b> | <b>592</b> | <b>369</b> | <b>3,941</b> | <b>62.3</b> | <b>6.66</b> | <b>27</b> | <b>4.6</b> | <b>22</b> | <b>3.7</b> | <b>76t</b> | <b>23/136</b> | <b>81.5</b> |
| OPPONENTS         | 475        | 274        | 2,944        | 57.7        | 6.20        | 16        | 3.4        | 20        | 4.2        | 75t        | 36/234        | 69.7        |



| DATE  | W/L | SCORE | OPPONENT       | ATT.   |
|-------|-----|-------|----------------|--------|
| 9/12  | L   | 10-16 | at Washington  | 90,098 |
| 9/19  | L   | 6-10  | SEATTLE        | 65,089 |
| 9/26  | L   | 20-30 | at Oakland     | 60,874 |
| 10/3  | L   | 13-16 | DENVER         | 65,341 |
| 10/10 | W   | 20-17 | at New Orleans | 64,900 |
| 10/18 | L   | 21-28 | at St. Louis   | 66,040 |
| 10/24 | W   | 19-7  | CHICAGO        | 65,550 |
| 11/7  | W   | 34-31 | KANSAS CITY    | 65,495 |
| 11/14 | L   | 14-24 | at Atlanta     | 70,810 |
| 11/21 | W   | 35-3  | SAN FRANCISCO  | 65,234 |
| 11/28 | L   | 14-21 | at Carolina    | 73,124 |
| 12/5  | W   | 27-0  | ATLANTA        | 65,556 |
| 12/12 | L   | 24-31 | at San Diego   | 65,858 |
| 12/19 | L   | 17-21 | NEW ORLEANS    | 65,075 |
| 12/26 | L   | 20-37 | CAROLINA       | 65,380 |
| 1/2   | L   | 7-12  | at Arizona     | 31,650 |

|                      | BUCS           | OPP            |
|----------------------|----------------|----------------|
| TOTAL FIRST DOWNS    | 271            | 258            |
| Rushing              | 74             | 101            |
| Passing              | 175            | 131            |
| Penalty              | 22             | 26             |
| 3rd Down: Made/Att.  | 75/199 (37.7%) | 77/218 (35.3%) |
| 4th Down: Made/Att.  | 4/6 (66.7%)    | 3/8 (37.5%)    |
| POSSESSION AVG.      | 29:43          | 30:17          |
| TOTAL NET YARDS      | 4,963          | 4,552          |
| Avg. Per Game        | 310.2          | 284.5          |
| Total Plays          | 949            | 961            |
| Avg. Per Play        | 5.2            | 4.7            |
| NET YARDS RUSHING    | 1,489          | 1,973          |
| Avg. Per Game        | 93.1           | 123.3          |
| Total Rushes         | 393            | 480            |
| NET YARDS PASSING    | 3,474          | 2,579          |
| Avg. Per Game        | 217.1          | 161.2          |
| Sacked/Yards Lost    | 44/299         | 45/264         |
| Gross Yards          | 3,773          | 2,843          |
| Att./Completions     | 512/340        | 436/247        |
| Completion Pct.      | 66.4           | 56.7           |
| Had Intercepted      | 18             | 16             |
| PUNTS/AVERAGE        | 83/41.8        | 87/44.4        |
| NET PUNTING AVERAGE  | 36.8           | 40.2           |
| PENALTIES/YARDS      | 117/916        | 112/897        |
| FUMBLES/FUMBLES LOST | 32/18          | 21/11          |
| TOUCHDOWNS           | 37             | 35             |
| Rushing              | 9              | 8              |
| Passing              | 24             | 21             |
| Returns              | 4              | 6              |

| BY QUARTERS | 1  | 2   | 3  | 4  | OT | TOT |
|-------------|----|-----|----|----|----|-----|
| BUCCANEERS  | 48 | 101 | 83 | 69 | 0  | 301 |
| OPPONENTS   | 68 | 91  | 69 | 76 | 0  | 304 |

| SCORING    | TD | R | P  | RT | PAT   | 2-PT. | FG    | S | PTS |
|------------|----|---|----|----|-------|-------|-------|---|-----|
| Pittman    | 10 | 7 | 3  | 0  | 0-0   | 0     | 0-0   | 0 | 60  |
| Gramatica  | 0  | 0 | 0  | 0  | 21-22 | 0     | 11-19 | 0 | 54  |
| Clayton    | 7  | 0 | 7  | 0  | 0-0   | 0     | 0-0   | 0 | 42  |
| Galloway   | 6  | 0 | 5  | 1  | 0-0   | 0     | 0-0   | 0 | 36  |
| Taylor     | 0  | 0 | 0  | 0  | 11-11 | 0     | 4-5   | 0 | 23  |
| Dilger     | 3  | 0 | 3  | 0  | 0-0   | 1     | 0-0   | 0 | 20  |
| Alstott    | 2  | 2 | 0  | 0  | 0-0   | 0     | 0-0   | 0 | 12  |
| Barber     | 2  | 0 | 2  | 0  | 0-0   | 0     | 0-0   | 0 | 12  |
| Jurevicius | 2  | 0 | 2  | 0  | 0-0   | 0     | 0-0   | 0 | 12  |
| BUCCANEERS | 37 | 9 | 24 | 4  | 32-33 | 1-4   | 15-24 | 0 | 301 |
| OPPONENTS  | 35 | 8 | 21 | 6  | 34-35 | 0-0   | 20-31 | 0 | 304 |

| FIELD GOALS | 1-19 | 20-29 | 30-39 | 40-49 | 50+ | LG |
|-------------|------|-------|-------|-------|-----|----|
| Gramatica   | 0-0  | 6-7   | 3-6   | 1-5   | 1-1 | 53 |
| Taylor      | 0-0  | 0-0   | 2-3   | 1-1   | 1-1 | 50 |
| BUCCANEERS  | 0-0  | 6-7   | 5-9   | 2-6   | 2-2 | 53 |
| OPPONENTS   | 0-0  | 4-4   | 5-8   | 6-8   | 1-5 | 50 |

| PASSING    | ATT. | CMP. | YDS.  | CMP% | YDS/ATT | TD | TD% | INT | INT% | LONG | SK/LOST | RTG  |
|------------|------|------|-------|------|---------|----|-----|-----|------|------|---------|------|
| Griese     | 336  | 233  | 2,632 | 69.3 | 7.83    | 20 | 6.0 | 12  | 3.6  | 68   | 26/169  | 97.5 |
| B. Johnson | 103  | 65   | 674   | 63.1 | 6.54    | 3  | 2.9 | 3   | 2.9  | 54   | 8/55    | 79.5 |
| Simms      | 73   | 42   | 467   | 57.5 | 6.40    | 1  | 1.4 | 3   | 4.1  | 75t  | 10/75   | 64.1 |
| BUCCANEERS | 512  | 340  | 3,773 | 66.4 | 7.37    | 24 | 4.7 | 18  | 3.5  | 75t  | 44/299  | 89.1 |
| OPPONENTS  | 436  | 247  | 2,843 | 56.7 | 6.52    | 21 | 4.8 | 16  | 3.7  | 79t  | 45/264  | 77.2 |

| RUSHING | NO. | YDS. | AVG. | LONG | TD |
|---------|-----|------|------|------|----|
| Pittman | 219 | 926  | 4.2  | 78t  | 7  |
| Alstott | 67  | 230  | 3.4  | 32   | 2  |
| Garner  | 30  | 111  | 3.7  | 25   | 0  |
| Graham  | 13  | 73   | 5.6  | 13   | 0  |
| Clayton | 5   | 30   | 6.0  | 15   | 0  |
| Smart   | 2   | 26   | 13.0 | 25   | 0  |

|            |     |       |     |     |   |
|------------|-----|-------|-----|-----|---|
| BUCCANEERS | 393 | 1,489 | 3.8 | 78t | 9 |
| OPPONENTS  | 480 | 1,973 | 4.1 | 64t | 8 |

| RECEIVING  | NO. | YDS.  | AVG. | LONG | TD |
|------------|-----|-------|------|------|----|
| Clayton    | 80  | 1,193 | 14.9 | 75t  | 7  |
| Pittman    | 41  | 391   | 9.5  | 68   | 3  |
| Dilger     | 39  | 345   | 8.8  | 45t  | 3  |
| Galloway   | 33  | 416   | 12.6 | 36t  | 5  |
| Alstott    | 29  | 202   | 7.0  | 20   | 0  |
| Jurevicius | 27  | 333   | 12.3 | 42t  | 2  |
| Brown      | 24  | 200   | 8.3  | 21   | 1  |

|            |     |       |      |     |    |
|------------|-----|-------|------|-----|----|
| BUCCANEERS | 340 | 3,773 | 11.1 | 75t | 24 |
| OPPONENTS  | 247 | 2,843 | 11.5 | 79t | 21 |

| INTERCEPTIONS | NO. | YDS. | AVG. | LONG | TD |
|---------------|-----|------|------|------|----|
| Kelly         | 4   | 101  | 25.3 | 75   | 0  |
| Barber        | 3   | 23   | 7.7  | 23   | 0  |
| D. Smith      | 3   | 13   | 4.3  | 13   | 0  |
| Cox           | 1   | 55   | 55.0 | 55t  | 1  |
| Gold          | 1   | 31   | 31.0 | 31   | 0  |
| Brooks        | 1   | 3    | 3.0  | 3    | 0  |

|            |    |     |      |     |   |
|------------|----|-----|------|-----|---|
| BUCCANEERS | 16 | 239 | 14.9 | 75  | 1 |
| OPPONENTS  | 18 | 328 | 18.2 | 46t | 4 |

| TACKLES  | SOLO | ASST. | TOTAL |
|----------|------|-------|-------|
| Brooks   | 133  | 39    | 172   |
| Quarles  | 91   | 72    | 163   |
| Gold     | 70   | 50    | 120   |
| Barber   | 84   | 27    | 111   |
| D. Smith | 83   | 21    | 104   |

| SACKS     | SPECIAL TEAM TACKLES |    |
|-----------|----------------------|----|
| Rice      | Burns                | 23 |
| Spires    | Howell               | 19 |
| White     | Ivy                  | 17 |
| Ahanotu   | Nece                 | 16 |
| Quarles   | Gooch                | 15 |
| Barber    | Cooper               | 11 |
| Brooks    | Allen                | 8  |
| McFarland | Barber               | 6  |

|            |      |
|------------|------|
| BUCCANEERS | 45.0 |
| OPPONENTS  | 44.0 |

| PUNTING    | NO. | YDS.  | AVG. | NET  | TB | IN20LG | BK |
|------------|-----|-------|------|------|----|--------|----|
| Bidwell    | 82  | 3,472 | 42.3 | 36.8 | 7  | 23     | 60 |
| BUCCANEERS | 83  | 3,472 | 41.8 | 36.8 | 7  | 23     | 60 |
| OPPONENTS  | 87  | 3,867 | 44.4 | 40.2 | 8  | 34     | 81 |

| PUNT RETURNS | RET. | FC | YDS. | AVG. | LONG | TD |
|--------------|------|----|------|------|------|----|
| Galloway     | 20   | 8  | 142  | 7.1  | 59t  | 1  |
| Brown        | 6    | 12 | 48   | 8.0  | 14   | 0  |

|            |    |    |     |     |     |   |
|------------|----|----|-----|-----|-----|---|
| BUCCANEERS | 33 | 22 | 213 | 6.5 | 59t | 1 |
| OPPONENTS  | 31 | 24 | 279 | 9.0 | 53  | 0 |

| KICKOFF RETURNS | NO. | YDS. | AVG. | LONG | TD |
|-----------------|-----|------|------|------|----|
| Cox             | 33  | 866  | 26.2 | 59   | 0  |
| Murphy          | 8   | 208  | 26.0 | 54   | 0  |
| Smart           | 8   | 167  | 20.9 | 27   | 0  |

|            |    |       |      |     |   |
|------------|----|-------|------|-----|---|
| BUCCANEERS | 60 | 1,450 | 24.2 | 59  | 0 |
| OPPONENTS  | 58 | 1,315 | 22.7 | 98t | 1 |

| USUAL STARTING LINEUP        |                         |
|------------------------------|-------------------------|
| WR 80 Michael Clayton        | LE 94 Greg Spires       |
| LT 70 Derrick Deese          | NT 91 Chartric Darby    |
| LG 78 Matt Stinchcomb        | DE 92 Anthony McFarland |
| C 76 John Wade/79 Sean Mahan | RE 97 Simeon Rice       |
| RG 60 Coysey Coleman         | SLB 52 Ian Gold         |
| RT 67 Kenyatta Walker        | MLB 53 Shelton Quarles  |
| TE 85 Ken Dilger             | WLB 55 Derrick Brooks   |
| WR 84 Joey Galloway          | LCB 20 Ronde Barber     |
| QB 8 Brian Griese            | RCB 25 Brian Kelly      |
| FB 40 Mike Alstott           | SS 26 Dwight Smith      |
| RB 32 Michael Pittman        | FS 23 Jermaine Phillips |

## 2005

## RECORD: 11-5 HEAD COACH: JON GRUDEN

| DATE  | W/L | SCORE      | OPPONENT         | ATT.   |
|-------|-----|------------|------------------|--------|
| 9/11  | W   | 24-13      | at Minnesota     | 63,939 |
| 9/18  | W   | 19-3       | BUFFALO          | 64,777 |
| 9/25  | W   | 17-16      | at Green Bay     | 70,518 |
| 10/2  | W   | 17-13      | DETROIT          | 64,994 |
| 10/9  | L   | 12-14      | at N.Y. Jets     | 77,852 |
| 10/16 | W   | 27-13      | MIAMI            | 65,168 |
| 10/30 | L   | 10-15      | at San Francisco | 63,358 |
| 11/6  | L   | 14-34      | CAROLINA         | 65,014 |
| 11/13 | W   | 36-35      | WASHINGTON       | 65,421 |
| 11/20 | W   | 30-27      | at Atlanta       | 70,794 |
| 11/27 | L   | 10-13      | CHICAGO          | 65,506 |
| 12/4  | W   | 10-3       | at New Orleans   | 34,411 |
| 12/11 | W   | 20-10      | at Carolina      | 73,467 |
| 12/17 | L   | 0-28       | at New England   | 68,756 |
| 12/24 | W   | 27-24 (ot) | ATLANTA          | 65,482 |
| 1/1   | W   | 27-13      | NEW ORLEANS      | 65,379 |

## PLAYOFFS

|     |   |       |            |        |
|-----|---|-------|------------|--------|
| 1/7 | L | 10-17 | WASHINGTON | 65,514 |
|-----|---|-------|------------|--------|

|                      | BUCS           | OPP            |
|----------------------|----------------|----------------|
| TOTAL FIRST DOWNS    | 268            | 254            |
| Rushing              | 83             | 75             |
| Passing              | 161            | 148            |
| Penalty              | 24             | 31             |
| 3rd Down: Made/Att.  | 87/221 (39.4%) | 75/214 (35.0%) |
| 4th Down: Made/Att.  | 4/7 (57.1%)    | 7/18 (38.9%)   |
| POSSESSION AVG.      | 30:45          | 29:15          |
| TOTAL NET YARDS      | 4,716          | 4,444          |
| Avg. Per Game        | 294.8          | 277.8          |
| Total Plays          | 985            | 950            |
| Avg. Per Play        | 4.8            | 4.7            |
| NET YARDS RUSHING    | 1,826          | 1,515          |
| Avg. Per Game        | 114.1          | 94.7           |
| Total Rushes         | 457            | 438            |
| NET YARDS PASSING    | 2,890          | 2,929          |
| Avg. Per Game        | 180.6          | 183.1          |
| Sacked/Yards Lost    | 41/281         | 36/229         |
| Gross Yards          | 3,171          | 3,158          |
| Att./Completions     | 487/303        | 476/275        |
| Completion Pct.      | 62.2           | 57.8           |
| Had Intercepted      | 14             | 17             |
| PUNTS/AVERAGE        | 90/45.6        | 80/43.9        |
| NET PUNTING AVERAGE  | 37.5           | 36.7           |
| PENALTIES/YARDS      | 131/1085       | 108/830        |
| FUMBLES/FUMBLES LOST | 16/9           | 25/13          |
| TOUCHDOWNS           | 33             | 28             |
| Rushing              | 13             | 10             |
| Passing              | 17             | 15             |
| Returns              | 3              | 3              |

| BY QUARTERS | 1         | 2          | 3         | 4         | OT       | TOT        |
|-------------|-----------|------------|-----------|-----------|----------|------------|
| <b>BUCS</b> | <b>64</b> | <b>103</b> | <b>48</b> | <b>82</b> | <b>3</b> | <b>300</b> |
| OPPONENTS   | 50        | 100        | 57        | 67        | 0        | 274        |

| SCORING     | TD        | R         | P         | RT       | PAT          | 2-PT.      | FG           | S        | PTS        |
|-------------|-----------|-----------|-----------|----------|--------------|------------|--------------|----------|------------|
| M. Bryant   | 0         | 0         | 0         | 0        | 31-31        | 0          | 21-25        | 0        | 94         |
| Galloway    | 10        | 0         | 10        | 0        | 0-0          | 0          | 0-0          | 0        | 60         |
| Alstott     | 7         | 6         | 1         | 0        | 0-0          | 1          | 0-0          | 0        | 44         |
| Williams    | 6         | 6         | 0         | 0        | 0-0          | 0          | 0-0          | 0        | 36         |
| Pittman     | 2         | 1         | 1         | 0        | 0-0          | 0          | 0-0          | 0        | 12         |
| Smith       | 2         | 0         | 2         | 0        | 0-0          | 0          | 0-0          | 0        | 12         |
| <b>BUCS</b> | <b>33</b> | <b>13</b> | <b>17</b> | <b>3</b> | <b>32-32</b> | <b>1-1</b> | <b>22-27</b> | <b>1</b> | <b>300</b> |
| OPPONENTS   | 28        | 10        | 15        | 3        | 26-27        | 1-1        | 26-33        | 0        | 274        |

| FIELD GOALS | 1-19       | 20-29      | 30-39      | 40-49        | 50+        | LG        |
|-------------|------------|------------|------------|--------------|------------|-----------|
| Bryant      | 0-0        | 2-4        | 8-8        | 10-11        | 1-2        | 50        |
| France      | 0-0        | 1-1        | 0-0        | 0-1          | 0-0        | 28        |
| <b>BUCS</b> | <b>0-0</b> | <b>3-5</b> | <b>8-8</b> | <b>10-12</b> | <b>1-2</b> | <b>50</b> |
| OPPONENTS   | 0-0        | 9-10       | 7-8        | 8-12         | 2-3        | 53        |

| RUSHING     | NO         | YDS          | AVG        | LG         | TD        |
|-------------|------------|--------------|------------|------------|-----------|
| Williams    | 290        | 1,178        | 4.1        | 71t        | 6         |
| Pittman     | 70         | 436          | 6.2        | 64         | 1         |
| Graham      | 25         | 83           | 3.0        | 16         | 0         |
| Alstott     | 34         | 80           | 2.4        | 9          | 6         |
| Simms       | 19         | 31           | 1.6        | 10         | 0         |
| Griese      | 13         | 12           | 0.9        | 7          | 0         |
| Galloway    | 2          | 4            | 2.0        | 4          | 0         |
| Clayton     | 1          | 2            | 2.0        | 2          | 0         |
| <b>BUCS</b> | <b>457</b> | <b>1,826</b> | <b>4.0</b> | <b>71t</b> | <b>13</b> |
| OPPONENTS   | 438        | 1,515        | 3.5        | 31         | 10        |

| PASSING     | ATT.       | CMP.       | YDS.         | CMP%        | YDS/ATT     | TD        | TD%        | INT       | INT%       | LONG       | SK/LOST       | RTG         |
|-------------|------------|------------|--------------|-------------|-------------|-----------|------------|-----------|------------|------------|---------------|-------------|
| Simms       | 313        | 191        | 2,035        | 61.0        | 6.50        | 10        | 3.2        | 7         | 2.2        | 78t        | 29/205        | 81.4        |
| Griese      | 174        | 112        | 1,136        | 64.4        | 6.53        | 7         | 4.0        | 7         | 4.0        | 80t        | 12/76         | 79.6        |
| <b>BUCS</b> | <b>487</b> | <b>303</b> | <b>3,171</b> | <b>62.2</b> | <b>6.51</b> | <b>17</b> | <b>3.5</b> | <b>14</b> | <b>2.9</b> | <b>80t</b> | <b>41/281</b> | <b>80.7</b> |
| OPPONENTS   | 476        | 275        | 3,158        | 57.8        | 6.63        | 15        | 3.2        | 17        | 3.6        | 62         | 36/229        | 73.5        |

| RECEIVING | NO | YDS   | AVG  | LG  | TD |
|-----------|----|-------|------|-----|----|
| Galloway  | 83 | 1,287 | 15.5 | 80t | 10 |
| Smith     | 41 | 367   | 9.0  | 24  | 2  |
| Pittman   | 36 | 300   | 8.3  | 41t | 1  |
| Hilliard  | 35 | 282   | 8.1  | 22  | 1  |
| Clayton   | 32 | 372   | 11.6 | 41  | 0  |
| Alstott   | 25 | 222   | 8.9  | 24  | 1  |
| Williams  | 20 | 81    | 4.1  | 15  | 0  |
| Becht     | 16 | 112   | 7.0  | 17  | 0  |
| Cook      | 7  | 43    | 6.1  | 11  | 1  |
| Shepherd  | 6  | 103   | 17.2 | 46  | 1  |
| Moore     | 1  | 5     | 5.0  | 5   | 0  |
| Simms     | 1  | -3    | -3.0 | -3  | 0  |

|             |            |              |             |            |           |
|-------------|------------|--------------|-------------|------------|-----------|
| <b>BUCS</b> | <b>303</b> | <b>3,171</b> | <b>10.5</b> | <b>80t</b> | <b>17</b> |
| OPPONENTS   | 275        | 3,158        | 11.5        | 62         | 15        |

| INTERCEPTIONS | NO | YDS | AVG  | LG | TD |
|---------------|----|-----|------|----|----|
| Barber        | 5  | 105 | 21.0 | 42 | 0  |
| Kelly         | 4  | 19  | 4.8  | 14 | 0  |
| Allen         | 3  | 26  | 8.7  | 26 | 0  |
| Bolden        | 2  | 46  | 23.0 | 28 | 0  |
| Jackson       | 1  | 21  | 21.0 | 21 | 0  |
| Rice          | 1  | 6   | 6.0  | 6  | 0  |
| Brooks        | 1  | 0   | 0.0  | 0  | 0  |

|             |           |            |             |           |          |
|-------------|-----------|------------|-------------|-----------|----------|
| <b>BUCS</b> | <b>17</b> | <b>223</b> | <b>13.1</b> | <b>42</b> | <b>0</b> |
| OPPONENTS   | 14        | 480        | 34.3        | 88t       | 2        |

| TACKLES  | SOLO | ASST. | TOTAL |
|----------|------|-------|-------|
| Quarles  | 114  | 82    | 196   |
| Brooks   | 110  | 64    | 174   |
| Barber   | 98   | 22    | 120   |
| Nece     | 48   | 56    | 104   |
| Phillips | 60   | 25    | 85    |

| SACKS     | SPECIAL TEAM TACKLES |         |    |
|-----------|----------------------|---------|----|
| Rice      | 14.0                 | Pearson | 25 |
| Spires    | 4.0                  | Cook    | 23 |
| Brooks    | 3.0                  | Cox     | 19 |
| White     | 3.0                  | Ruud    | 18 |
| Barber    | 2.0                  | Graham  | 18 |
| McFarland | 2.0                  | Cooper  | 16 |
| Nece      | 2.0                  | Nece    | 15 |
| Wyms      | 2.0                  | Allen   | 14 |

|             |             |
|-------------|-------------|
| <b>BUCS</b> | <b>36.0</b> |
| OPPONENTS   | 41.0        |

| PUNTING | NO | YDS   | AVG  | NET  | TB | IN20LG | BK |   |
|---------|----|-------|------|------|----|--------|----|---|
| Bidwell | 90 | 4,101 | 45.6 | 37.5 | 13 | 24     | 61 | 0 |

|             |           |              |             |             |           |           |           |          |
|-------------|-----------|--------------|-------------|-------------|-----------|-----------|-----------|----------|
| <b>BUCS</b> | <b>90</b> | <b>4,101</b> | <b>45.6</b> | <b>37.5</b> | <b>13</b> | <b>24</b> | <b>61</b> | <b>0</b> |
| OPPONENTS   | 80        | 3,509        | 43.9        | 36.7        | 4         | 18        | 62        | 0        |

| PUNT RETURNS | RET | FC | YDS | AVG | LONG | TD |
|--------------|-----|----|-----|-----|------|----|
| Jones        | 51  | 18 | 492 | 9.6 | 31   | 0  |

|             |           |           |            |            |           |          |
|-------------|-----------|-----------|------------|------------|-----------|----------|
| <b>BUCS</b> | <b>51</b> | <b>18</b> | <b>492</b> | <b>9.6</b> | <b>31</b> | <b>0</b> |
| OPPONENTS   | 49        | 16        | 466        | 9.5        | 44        | 0        |

| KICKOFF RETURNS | RET | YDS | AVG  | LONG | TD |
|-----------------|-----|-----|------|------|----|
| Cox             | 24  | 464 | 19.3 | 30   | 0  |
| Shepherd        | 20  | 414 | 20.7 | 30   | 0  |
| Jones           | 5   | 95  | 19.0 | 24   | 0  |
| Graham          | 4   | 74  | 18.5 | 22   | 0  |
| Pittman         | 3   | 85  | 28.3 | 37   | 0  |
| Smith           | 1   | 12  | 12.0 | 12   | 0  |
| Alstott         | 1   | 2   | 2.0  | 2    | 0  |
| Bradley         | 1   | 2   | 2.0  | 2    | 0  |

|             |           |              |             |           |          |
|-------------|-----------|--------------|-------------|-----------|----------|
| <b>BUCS</b> | <b>59</b> | <b>1,148</b> | <b>19.5</b> | <b>37</b> | <b>0</b> |
| OPPONENTS   | 63        | 1,368        | 21.7        | 94t       | 1        |

| USUAL STARTING LINEUP | OFFENSE:            | DEFENSE: |                      |
|-----------------------|---------------------|----------|----------------------|
| WR                    | 80 Michael Clayton  | LE       | 94 Greg Spires       |
| LT                    | 69 Anthony Davis    | NT       | 95 Chris Hovan       |
| LG                    | 72 Dan Buening      | DE       | 92 Anthony McFarland |
| C                     | 76 John Wade        | RE       | 97 Simeon Rice       |
| RG                    | 79 Sean Mahan       | SLB      | 56 Ryan Nece         |
| RT                    | 67 Kenyatta Walker  | MLB      | 53 Shelton Quarles   |
| TE                    | 88 Anthony Becht    | WLB      | 55 Derrick Brooks    |
| WR                    | 84 Joey Galloway    | LCB      | 25 Brian Kelly       |
| QB                    | 2 Chris Simms       | RCB      | 20 Ronde Barber      |
| FB/TE                 | 40 Mike Alstott/    | SS       | 23 Jermaine Phillips |
|                       | 81 Alex Smith       | FS       | 34 Dexter Jackson    |
| RB                    | 24 Carnell Williams |          |                      |

| DATE  | W/L | SCORE      | OPPONENT       | ATT.   |
|-------|-----|------------|----------------|--------|
| 9/10  | L   | 0-27       | BALTIMORE      | 65,087 |
| 9/17  | L   | 3-14       | at Atlanta     | 70,828 |
| 9/24  | L   | 24-26      | CAROLINA       | 65,423 |
| 10/8  | L   | 21-24      | at New Orleans | 68,183 |
| 10/15 | W   | 14-13      | CINCINNATI     | 65,732 |
| 10/22 | W   | 23-21      | PHILADELPHIA   | 65,808 |
| 10/29 | L   | 3-17       | at N.Y. Giants | 78,647 |
| 11/5  | L   | 14-31      | NEW ORLEANS    | 65,561 |
| 11/13 | L   | 10-24      | at Carolina    | 73,573 |
| 11/19 | W   | 20-17      | WASHINGTON     | 65,699 |
| 11/23 | L   | 10-38      | at Dallas      | 63,183 |
| 12/3  | L   | 3-20       | at Pittsburgh  | 59,843 |
| 12/10 | L   | 6-17       | ATLANTA        | 65,691 |
| 12/17 | L   | 31-34 (ot) | at Chicago     | 62,260 |
| 12/24 | W   | 22-7       | at Cleveland   | 69,603 |
| 12/31 | L   | 7-23       | SEATTLE        | 65,660 |

|                                       | BUCS           | OPP     |
|---------------------------------------|----------------|---------|
| TOTAL FIRST DOWNS                     | 237            | 300     |
| Rushing                               | 82             | 108     |
| Passing                               | 133            | 174     |
| Penalty                               | 22             | 18      |
| 3rd Down: Made/Att                    | 82/222 (36.9%) | 82/217  |
| (37.8%) 4th Down: Made/Att/16 (25.0%) | 5/12 (41.7%)   |         |
| POSSESSION AVG.                       | 28:06          | 31:54   |
| TOTAL NET YARDS                       | 4,321          | 5,271   |
| Avg. Per Game                         | 270.1          | 329.4   |
| Total Plays                           | 972            | 1,015   |
| Avg. Per Play                         | 4.4            | 5.2     |
| NET YARDS RUSHING                     | 1,523          | 1,917   |
| Avg. Per Game                         | 95.2           | 119.8   |
| Total Rushes                          | 404            | 497     |
| NET YARDS PASSING                     | 2,798          | 3,354   |
| Avg. Per Game                         | 174.9          | 209.6   |
| Sacked/Yards Lost                     | 33/196         | 25/166  |
| Gross Yards                           | 2,994          | 3,520   |
| Att./Completions                      | 535/296        | 493/301 |
| Completion Pct.                       | 55.3           | 61.1    |
| Had Intercepted                       | 18             | 11      |
| PUNTS/AVERAGE                         | 93/43.5        | 81/41.6 |
| NET PUNTING AVG.                      | 93/36.8        | 81/35.3 |
| PENALTIES/YARDS                       | 87/732         | 83/658  |
| FUMBLES/BALL LOST                     | 27/14          | 25/9    |
| TOUCHDOWNS                            | 23             | 41      |
| Rushing                               | 6              | 11      |
| Passing                               | 14             | 26      |
| Returns                               | 3              | 4       |

| BY QUARTERS | 1  | 2  | 3  | 4  | OT | TOT |
|-------------|----|----|----|----|----|-----|
| BUCCANEERS  | 30 | 53 | 58 | 70 | 0  | 211 |
| OPPONENTS   | 82 | 89 | 95 | 84 | 3  | 353 |

| SCORING    | TD | R  | P  | RT | PAT   | 2-PT. | FG    | S | PTS |
|------------|----|----|----|----|-------|-------|-------|---|-----|
| M. Bryant  | 0  | 0  | 0  | 0  | 22-23 | 0     | 17-22 | 0 | 73  |
| Galloway   | 7  | 0  | 7  | 0  | 0-0   | 0     | 0-0   | 0 | 42  |
| Alstott    | 3  | 3  | 0  | 0  | 0-0   | 0     | 0-0   | 0 | 18  |
| Smith      | 3  | 0  | 3  | 0  | 0-0   | 0     | 0-0   | 0 | 18  |
| Barber     | 2  | 0  | 0  | 2  | 0-0   | 0     | 0-0   | 0 | 12  |
| Hilliard   | 2  | 0  | 2  | 0  | 0-0   | 0     | 0-0   | 0 | 12  |
| BUCCANEERS | 23 | 6  | 14 | 3  | 22-23 | 0     | 17-22 | 0 | 211 |
| OPPONENTS  | 41 | 11 | 26 | 4  | 41-41 | 0     | 22-30 | 0 | 353 |

| FIELD GOALS | 1-19 | 20-29 | 30-39 | 40-49 | 50+ | LG |
|-------------|------|-------|-------|-------|-----|----|
| M. Bryant   | 0-0  | 8-8   | 3-3   | 5-9   | 1-2 | 62 |
| BUCCANEERS  | 0-0  | 8-8   | 3-3   | 5-9   | 1-2 | 62 |
| OPPONENTS   | 0-0  | 7-7   | 6-12  | 6-7   | 3-4 | 51 |

| RUSHING     | NO  | YDS   | AVG  | LG | TD |
|-------------|-----|-------|------|----|----|
| C. Williams | 225 | 798   | 3.5  | 38 | 1  |
| Pittman     | 50  | 245   | 4.9  | 32 | 1  |
| Alstott     | 60  | 171   | 2.9  | 17 | 3  |
| Gradkowski  | 41  | 161   | 3.9  | 14 | 0  |
| Graham      | 11  | 9     | 5.4  | 17 | 0  |
| Clayton     | 5   | 41    | 8.2  | 27 | 0  |
| Stovall     | 2   | 29    | 14.5 | 18 | 0  |
| Galloway    | 2   | 9     | 4.5  | 7  | 0  |
| BUCCANEERS  | 404 | 1,523 | 3.8  | 38 | 6  |
| OPPONENTS   | 497 | 1,917 | 3.9  | 57 | 11 |

| PASSING    | ATT. | CMP. | YDS.  | CMP% | YDS/ATT | TD | TD% | INT | INT% | LONG | SK/LOST | RTG  |
|------------|------|------|-------|------|---------|----|-----|-----|------|------|---------|------|
| Gradkowski | 328  | 177  | 1,661 | 54.0 | 5.06    | 9  | 2.7 | 9   | 2.7  | 53   | 25/146  | 65.9 |
| Simms      | 106  | 58   | 585   | 54.7 | 5.52    | 1  | 0.9 | 7   | 6.6  | 55   | 4/32    | 46.3 |
| Rattay     | 101  | 61   | 748   | 60.4 | 7.41    | 4  | 4.0 | 2   | 2.0  | 64t  | 4/18    | 88.2 |
| BUCCANEERS | 535  | 296  | 2,994 | 55.3 | 5.60    | 14 | 2.6 | 18  | 3.4  | 64t  | 33/196  | 66.2 |
| OPPONENTS  | 493  | 301  | 3,520 | 61.1 | 7.14    | 26 | 5.3 | 11  | 2.2  | 52t  | 25/166  | 91.0 |

| RECEIVING   | NO  | YDS   | AVG  | LG  | TD |
|-------------|-----|-------|------|-----|----|
| Galloway    | 62  | 1,057 | 17.0 | 64t | 7  |
| Pittman     | 47  | 405   | 8.6  | 25  | 0  |
| Smith       | 35  | 250   | 7.1  | 27  | 3  |
| Hilliard    | 34  | 339   | 10.0 | 44t | 2  |
| Clayton     | 33  | 356   | 10.8 | 27  | 1  |
| C. Williams | 30  | 196   | 6.5  | 21  | 0  |
| Alstott     | 21  | 85    | 4.0  | 18  | 0  |
| Becht       | 18  | 115   | 6.4  | 13  | 1  |
| Stovall     | 7   | 102   | 14.6 | 27  | 0  |
| Warren      | 5   | 63    | 12.6 | 26  | 0  |
| BUCCANEERS  | 296 | 2,994 | 10.1 | 64t | 14 |
| OPPONENTS   | 301 | 3,520 | 11.7 | 52t | 26 |

| INTERCEPTIONS | NO | YDS | AVG  | LG  | TD |
|---------------|----|-----|------|-----|----|
| Barber        | 3  | 103 | 34.3 | 66t | 2  |
| Brooks        | 3  | 51  | 17.0 | 21t | 1  |
| Phillips      | 2  | 45  | 22.5 | 29  | 0  |
| Buchanon      | 2  | 0   | 0.0  | 0   | 0  |
| Bolden        | 1  | 27  | 27.0 | 27  | 0  |
| BUCCANEERS    | 11 | 226 | 20.5 | 66t | 3  |
| OPPONENTS     | 18 | 280 | 15.6 | 60t | 1  |

| TACKLES  | SOLO | ASST. | TOTAL |
|----------|------|-------|-------|
| Brooks   | 98   | 52    | 150   |
| Quarles  | 70   | 66    | 136   |
| Phillips | 87   | 37    | 124   |
| Barber   | 83   | 25    | 108   |
| Nece     | 52   | 41    | 93    |

| SACKS   | SPECIAL TEAM TACKLES |         |    |
|---------|----------------------|---------|----|
| Spires  | 5.0                  | Cox     | 20 |
| White   | 5.0                  | Graham  | 20 |
| Wyms    | 5.0                  | Adams   | 19 |
| Quarles | 2.5                  | Cash    | 17 |
| Hovan   | 2.0                  | Mallard | 15 |

| BUCCANEERS | 25.0 |
|------------|------|
| OPPONENTS  | 33.0 |

| PUNTING    | NO | YDS   | AVG  | NET  | TB | IN20LG | BK |
|------------|----|-------|------|------|----|--------|----|
| Bidwell    | 93 | 4,045 | 43.5 | 36.8 | 7  | 20     | 59 |
| BUCCANEERS | 93 | 4,045 | 43.5 | 36.8 | 7  | 20     | 59 |
| OPPONENTS  | 81 | 3,373 | 41.6 | 35.3 | 8  | 25     | 58 |

| PUNT RETURNS | RET | FC | YDS | AVG | LONG | TD |
|--------------|-----|----|-----|-----|------|----|
| Hilliard     | 24  | 3  | 163 | 6.8 | 16   | 0  |
| Jones        | 20  | 4  | 155 | 7.8 | 18   | 0  |
| Buchanon     | 6   | 2  | 16  | 2.7 | 8    | 0  |
| BUCCANEERS   | 54  | 9  | 353 | 6.5 | 18   | 0  |
| OPPONENTS    | 50  | 16 | 487 | 9.7 | 65t  | 1  |

| KICKOFF RETURNS | RET | YDS | AVG  | LONG | TD |
|-----------------|-----|-----|------|------|----|
| Pittman         | 39  | 867 | 22.2 | 37   | 0  |
| Cox             | 18  | 387 | 21.5 | 44   | 0  |

| BUCCANEERS | 61 | 1,307 | 21.4 | 44 | 0 |
|------------|----|-------|------|----|---|
| OPPONENTS  | 46 | 846   | 18.4 | 34 | 0 |

| USUAL STARTING LINEUP  | DEFENSE: |                      |  |  |
|------------------------|----------|----------------------|--|--|
| WR 80 Michael Clayton  | LE       | 94 Greg Spires       |  |  |
| LT 69 Anthony Davis    | NT       | 95 Chris Hovan       |  |  |
| LG 79 Sean Mahan/      | DT       | 96 Ellis Wyms        |  |  |
| 72 Dan Bunnning        | RE       | 97 Simeon Rice/      |  |  |
| C 76 John Wade         |          | 90 Dewayne White     |  |  |
| RG 75 Davin Joseph     | OLB      | 56 Ryan Nece         |  |  |
| RT 65 Jeremy Trueblood | MLB      | 53 Shelton Quarles   |  |  |
| TE 88 Anthony Becht    | OLB      | 55 Derrick Brooks    |  |  |
| WR 84 Joey Galloway    | LCB      | 21 Juran Bolden      |  |  |
| QB 7 Bruce Gradkowski  | RCB      | 20 Ronde Barber      |  |  |
| FB 40 Mike Alstott     | SS       | 23 Jermaine Phillips |  |  |
| RB 24 Carnell Williams | FS       | 26 Will Allen        |  |  |

## 2007

## RECORD: 9-7 HEAD COACH: JON GRUDEN

| DATE  | W/L | SCORE | OPPONENT         | ATT.   |
|-------|-----|-------|------------------|--------|
| 9/09  | L   | 6-20  | at Seattle       | 68,044 |
| 9/16  | W   | 31-14 | NEW ORLEANS      | 65,178 |
| 9/23  | W   | 24-3  | ST. LOUIS        | 65,267 |
| 9/30  | W   | 20-7  | at Carolina      | 73,707 |
| 10/07 | L   | 14-33 | at Indianapolis  | 57,202 |
| 10/14 | W   | 13-10 | TENNESSEE        | 65,347 |
| 10/21 | L   | 16-23 | at Detroit       | 60,442 |
| 10/28 | L   | 23-24 | JACKSONVILLE     | 65,133 |
| 11/04 | W   | 17-10 | ARIZONA          | 65,267 |
| 11/18 | W   | 31-7  | at Atlanta       | 69,480 |
| 11/25 | W   | 19-13 | WASHINGTON       | 65,596 |
| 12/02 | W   | 27-23 | at New Orleans   | 70,009 |
| 12/09 | L   | 14-28 | at Houston       | 70,237 |
| 12/16 | W   | 37-3  | ATLANTA          | 65,133 |
| 12/23 | L   | 19-21 | at San Francisco | 68,193 |
| 12/30 | L   | 23-31 | CAROLINA         | 65,609 |

## PLAYOFFS

|     |   |       |             |        |
|-----|---|-------|-------------|--------|
| 1/6 | L | 14-24 | N.Y. GIANTS | 65,621 |
|-----|---|-------|-------------|--------|

|                    | BUCS           | OPP            |
|--------------------|----------------|----------------|
| TOTAL FIRST DOWNS  | 281            | 258            |
| Rushing            | 98             | 93             |
| Passing            | 162            | 158            |
| Penalty            | 21             | 7              |
| 3rd Down: Made/Att | 82/213 (38.5%) | 92/224 (41.1%) |
| 4th Down: Made/Att | 5/13 (38.5%)   | 9/16 (56.3%)   |

|                   | BUCS    | OPP     |
|-------------------|---------|---------|
| POSSSESSION AVG.  | 30.27   | 29.33   |
| TOTAL NET YARDS   | 5,229   | 4,454   |
| Avg. Per Game     | 326.8   | 278.4   |
| Total Plays       | 975     | 977     |
| Avg. Per Play     | 5.4     | 4.6     |
| NET YARDS RUSHING | 1,872   | 1,726   |
| Avg. Per Game     | 117.0   | 107.9   |
| Total Rushes      | 449     | 454     |
| NET YARDS PASSING | 3,357   | 2,728   |
| Avg. Per Game     | 209.8   | 170.5   |
| Sacked/Yards Lost | 36/222  | 33/207  |
| Gross Yards       | 3,579   | 2,935   |
| Att./Completions  | 490/316 | 490/297 |
| Completion Pct.   | 64.5    | 60.6    |
| Had Intercepted   | 8       | 16      |
| PUNTS/AVERAGE     | 78/43.4 | 83/43.5 |
| NET PUNTING AVG.  | 78/37.2 | 83/38.3 |
| PENALTIES/YARDS   | 81/614  | 86/706  |
| FUMBLES/BALL LOST | 16/12   | 31/19   |
| TOUCHDOWNS        | 32      | 32      |
| Rushing           | 15      | 11      |
| Passing           | 18      | 18      |
| Returns           | 3       | 3       |

| BY QUARTERS | 1  | 2   | 3  | 4  | OT | TOT |
|-------------|----|-----|----|----|----|-----|
| BUCCANEERS  | 84 | 109 | 72 | 69 | 0  | 334 |
| OPPONENTS   | 51 | 66  | 55 | 98 | 0  | 270 |

| SCORING  | TD | R  | P | RT | PAT   | 2-PT. | FG    | S | PTS |
|----------|----|----|---|----|-------|-------|-------|---|-----|
| Bryant   | 0  | 0  | 0 | 0  | 34/34 | 0     | 28/33 | 0 | 118 |
| Graham   | 10 | 10 | 0 | 0  | 0-0   | 0     | 0-0   | 0 | 60  |
| Galloway | 6  | 0  | 6 | 0  | 0-0   | 0     | 0-0   | 0 | 36  |
| Stevens  | 4  | 0  | 4 | 0  | 0-0   | 0     | 0-0   | 0 | 24  |
| A. Smith | 3  | 0  | 3 | 0  | 0-0   | 0     | 0-0   | 0 | 18  |
| Williams | 3  | 0  | 0 | 0  | 0-0   | 0     | 0-0   | 0 | 18  |

|            |    |    |    |   |       |   |       |   |     |
|------------|----|----|----|---|-------|---|-------|---|-----|
| BUCCANEERS | 36 | 15 | 18 | 3 | 34/34 | 0 | 28/33 | 0 | 334 |
| OPPONENTS  | 32 | 11 | 18 | 3 | 31/32 | 0 | 15/18 | 1 | 270 |

| RUSHING    | NO  | YDS | AVG | LG  |
|------------|-----|-----|-----|-----|
| Graham     | 222 | 898 | 4.0 | 28t |
| Pittman    | 68  | 286 | 4.2 | 29  |
| M. Bennett | 41  | 189 | 4.6 | 28  |
| Williams   | 54  | 208 | 3.9 | 20  |
| McCown     | 12  | 117 | 9.8 | 31  |
| Garcia     | 35  | 116 | 3.3 | 21  |
| Clayton    | 5   | 22  | 4.4 | 20  |
| Gradkowski | 7   | 20  | 2.9 | 13  |
| Darby      | 2   | 9   | 4.5 | 7   |
| Hilliard   | 1   | 6   | 6.0 | 6   |
| Galloway   | 1   | 1   | 1.0 | 1   |
| Crockett   | 1   | 0   | 0.0 | 0   |

|            |     |       |     |     |
|------------|-----|-------|-----|-----|
| BUCCANEERS | 449 | 1,872 | 4.2 | 31  |
| OPPONENTS  | 454 | 1,726 | 3.8 | 32t |

| PASSING    | ATT. | CMP. | YDS.  | CMP% | YDS/ATT | TD | TD% | INT | INT% | LONG | SK/LOST | RTG  |
|------------|------|------|-------|------|---------|----|-----|-----|------|------|---------|------|
| Garcia     | 327  | 209  | 2,440 | 63.9 | 7.46    | 13 | 4.0 | 4   | 1.2  | 69t  | 19/104  | 94.6 |
| McCown     | 139  | 94   | 1,009 | 67.6 | 7.26    | 5  | 3.6 | 3   | 2.2  | 60   | 15/104  | 91.7 |
| Gradkowski | 24   | 13   | 130   | 54.2 | 5.42    | 0  | 0.0 | 1   | 4.2  | 20   | 2/14    | 52.4 |

|            |     |     |       |      |      |    |     |    |     |     |        |      |
|------------|-----|-----|-------|------|------|----|-----|----|-----|-----|--------|------|
| BUCCANEERS | 490 | 316 | 3,579 | 64.5 | 7.30 | 18 | 3.7 | 8  | 1.6 | 69t | 36/222 | 91.7 |
| OPPONENTS  | 490 | 297 | 2,935 | 60.6 | 5.99 | 18 | 3.7 | 16 | 3.3 | 58  | 33/207 | 76.2 |

| RECEIVING  | NO | YDS  | AVG  | LG  | TD |
|------------|----|------|------|-----|----|
| Hilliard   | 62 | 722  | 11.6 | 56  | 1  |
| Galloway   | 57 | 1014 | 17.8 | 69t | 6  |
| Graham     | 49 | 324  | 6.6  | 21  | 0  |
| A. Smith   | 32 | 385  | 12.0 | 33  | 3  |
| Pittman    | 26 | 191  | 7.3  | 16  | 0  |
| Clayton    | 22 | 301  | 13.7 | 39  | 0  |
| Stevens    | 18 | 189  | 10.5 | 24t | 4  |
| Askew      | 18 | 175  | 9.7  | 22  | 0  |
| M. Bennett | 5  | 54   | 10.8 | 23t | 1  |
| Stovall    | 10 | 86   | 8.6  | 13  | 1  |
| C. Lucas   | 5  | 82   | 16.4 | 52  | 0  |
| Becht      | 5  | 20   | 4.0  | 9   | 2  |
| Williams   | 3  | 17   | 5.7  | 8   | 0  |
| Darby      | 2  | 16   | 8.0  | 9   | 0  |
| Storer     | 2  | 3    | 1.5  | 2   | 0  |

|            |     |       |      |     |
|------------|-----|-------|------|-----|
| BUCCANEERS | 316 | 3,579 | 11.3 | 69t |
| OPPONENTS  | 297 | 2,935 | 9.9  | 58  |

| INTERCEPTIONS | NO | YDS | AVG  | LG  | TD |
|---------------|----|-----|------|-----|----|
| Phillips      | 4  | 2   | 0.5  | 2   | 0  |
| Buchanan      | 3  | 22  | 7.3  | 19  | 0  |
| Barber        | 2  | 32  | 16.0 | 29t | 1  |
| Jackson       | 2  | 26  | 13.0 | 26  | 0  |
| Ruud          | 2  | 7   | 3.5  | 5   | 0  |
| Kelly         | 2  | 0   | 0.0  | 0   | 0  |
| June          | 1  | 0   | 0.0  | 0   | 0  |

|            |    |     |      |     |
|------------|----|-----|------|-----|
| BUCCANEERS | 16 | 89  | 5.6  | 29t |
| OPPONENTS  | 8  | 167 | 20.9 | 62  |

| TACKLES  | SOLO | ASST. | TOTAL |
|----------|------|-------|-------|
| Ruud     | 99   | 70    | 169   |
| Brooks   | 112  | 50    | 162   |
| June     | 75   | 45    | 120   |
| Phillips | 75   | 45    | 120   |
| Haye     | 86   | 11    | 97    |
| Hovan    | 78   | 17    | 95    |

| SACKS  | SPECIAL TEAM TACKLES |         |    |
|--------|----------------------|---------|----|
| White  | 8.0                  | Pearson | 21 |
| Adams  | 6.0                  | Stovall | 18 |
| Haye   | 6.0                  | Black   | 17 |
| Carter | 3.0                  | Nece    | 16 |
| Spires | 2.0                  | Allen   | 15 |

|            |      |
|------------|------|
| BUCCANEERS | 33.0 |
| OPPONENTS  | 36.0 |

| PUNTING    | NO | YDS   | AVG  | NET  | TB | IN20LG | BK |
|------------|----|-------|------|------|----|--------|----|
| Bidwell    | 77 | 3,382 | 43.9 | 37.2 | 10 | 30     | 61 |
| BUCCANEERS | 78 | 3,382 | 43.4 | 37.2 | 10 | 30     | 61 |
| OPPONENTS  | 83 | 3,613 | 43.5 | 38.3 | 5  | 26     | 76 |

| PUNT RETURNS | RET | FC | YDS | AVG  | LONG | TD |
|--------------|-----|----|-----|------|------|----|
| Buchanan     | 16  | 0  | 55  | 3.4  | 24   | 0  |
| Hilliard     | 15  | 4  | 92  | 6.1  | 20   | 0  |
| Jones        | 12  | 6  | 143 | 11.9 | 35   | 0  |

|            |    |    |     |     |    |   |
|------------|----|----|-----|-----|----|---|
| BUCCANEERS | 50 | 13 | 334 | 6.7 | 35 | 0 |
| OPPONENTS  | 38 | 11 | 280 | 7.4 | 56 | 0 |

| KICKOFF RETURNS | RET | YDS | AVG  | LONG | TD |
|-----------------|-----|-----|------|------|----|
| Spurlock        | 16  | 444 | 27.8 | 90t  | 1  |
| Jones           | 10  | 286 | 28.6 | 36   | 0  |
| Clayton         | 8   | 172 | 21.5 | 26   | 0  |

|            |    |       |      |     |
|------------|----|-------|------|-----|
| BUCCANEERS | 48 | 1,119 | 23.3 | 90t |
| OPPONENTS  | 68 | 1,328 | 19.5 | 97t |

| FIELD GOALS | 1-19 | 20-29 | 30-39 | 40-49 | 50+ | LG |
|-------------|------|-------|-------|-------|-----|----|
| Bryant      | 0/0  | 11/12 | 11/11 | 6/7   | 0/3 | 49 |
| BUCCANEERS  | 0/0  | 11/12 | 11/11 | 6/7   | 0/3 | 49 |
| OPPONENTS   | 1/1  | 3/3   | 5/6   | 6/8   | 0/0 | 48 |

| USUAL STARTING LINEUP |                     |     |                      |
|-----------------------|---------------------|-----|----------------------|
| OFFENSE:              | DEFENSE:            |     |                      |
| WR                    | 19 Ike Hilliard     | LE  | 93 Kevin Carter      |
| LT                    | 70 Donald Penn      | NT  | 95 Chris Hovan       |
| LG                    | 78 Aaron Sears      | DT  | 71 Jovan Haye        |
| C                     | 76 John Wade        | RE  | 90 Gaines Adams      |
| RG                    | 75 Davin Joseph     | OLB | 59 Cato June         |
| RT                    | 65 Jeremy Trueblood | MLB | 51 Barrett Ruud      |
| TE                    | 81 Alex Smith       | OLB | 55 Derrick Brooks    |
| WR                    | 84 Joey Garcia      | LCB | 31 Phillip Buchanan  |
| QB                    | 7 Jeff Garcia       | RCB | 20 Ronde Barber      |
| FB                    | 35 B.J. Askew       | SS  | 23 Jermaine Phillips |
| RB                    | 34 Earnest Graham   | FS  | 28 Tanard Jackson    |

| DATE  | W/L | SCORE      | OPPONENT       | ATT.   |
|-------|-----|------------|----------------|--------|
| 9/7   | L   | 20-24      | at New Orleans | 69,881 |
| 9/14  | W   | 24-9       | ATLANTA        | 63,611 |
| 9/21  | W   | 27-24 (ot) | at Chicago     | 62,051 |
| 9/28  | W   | 30-21      | GREEN BAY      | 64,122 |
| 10/5  | L   | 13-16      | at Denver      | 75,480 |
| 10/12 | W   | 27-3       | CAROLINA       | 64,211 |
| 10/19 | W   | 20-10      | SEATTLE        | 64,811 |
| 10/26 | L   | 9-13       | at Dallas      | 63,254 |
| 11/2  | W   | 30-27 (ot) | at Kansas City | 74,045 |
| 11/6  | W   | 19-13      | MINNESOTA      | 65,278 |
| 11/23 | W   | 38-20      | at Detroit     | 49,096 |
| 11/30 | W   | 23-20      | NEW ORLEANS    | 64,430 |
| 12/8  | L   | 23-38      | at Carolina    | 74,113 |
| 12/14 | L   | 10-13 (ot) | at Atlanta     | 65,045 |
| 12/21 | L   | 24-41      | SAN DIEGO      | 64,778 |
| 12/28 | L   | 24-31      | OAKLAND        | 64,847 |

| RECEIVING   | NO | YDS   | AVG  | LG  | TD |
|-------------|----|-------|------|-----|----|
| A. Bryant   | 83 | 1,248 | 15.0 | 71t | 7  |
| I. Hilliard | 47 | 424   | 9.0  | 36t | 4  |
| W. Dunn     | 47 | 330   | 7.0  | 36  | 0  |
| M. Clayton  | 38 | 484   | 12.7 | 58t | 1  |
| J. Stevens  | 36 | 397   | 11.0 | 31  | 2  |
| E. Graham   | 23 | 174   | 7.6  | 24  | 0  |
| A. Smith    | 21 | 250   | 11.9 | 34  | 3  |
| J. Gilmore  | 15 | 147   | 9.8  | 36  | 1  |
| J. Galloway | 13 | 138   | 10.6 | 22  | 0  |
| B. Askew    | 13 | 66    | 5.1  | 18  | 0  |
| C. Williams | 7  | 43    | 6.1  | 25  | 0  |
| C. Smith    | 4  | 24    | 6.0  | 13  | 0  |
| M. Stovall  | 3  | 25    | 8.3  | 9   | 0  |
| J. Cook     | 3  | 24    | 8.0  | 12  | 0  |
| B. Clark    | 1  | 12    | 12.0 | 12  | 0  |
| M. Bennett  | 1  | 2     | 2.0  | 2   | 0  |

|                      | BUCS    | OPP     |
|----------------------|---------|---------|
| TOTAL FIRST DOWNS    | 298     | 259     |
| Rushing              | 100     | 87      |
| Passing              | 184     | 153     |
| Penalty              | 14      | 19      |
| 3rd Down: Made/Att   | 88/229  | 81/214  |
| 3rd Down Pct.        | 38.4    | 37.9    |
| 4th Down: Made/Att   | 10/18   | 5/13    |
| 4th Down Pct.        | 55.6    | 38.5    |
| POSSESSION AVG.      | 31:23   | 28:37   |
| TOTAL NET YARDS      | 5,456   | 4,898   |
| Avg. Per Game        | 341.0   | 306.1   |
| Total Plays          | 1,045   | 945     |
| Avg. Per Play        | 5.2     | 5.2     |
| NET YARDS RUSHING    | 1,837   | 1,901   |
| Avg. Per Game        | 114.8   | 118.8   |
| Total Rushes         | 451     | 441     |
| NET YARDS PASSING    | 3,619   | 2,997   |
| Avg. Per Game        | 226.2   | 187.3   |
| Sacked/Yards Lost    | 32/169  | 29/190  |
| Gross Yards          | 3,788   | 3,187   |
| Attempts/Completions | 562/355 | 475/276 |
| Completion Pct.      | 63.2    | 58.1    |
| Had Intercepted      | 13      | 22      |
| PUNTS/AVERAGE        | 77/44.5 | 81/43.6 |
| NET PUNTING AVG.     | 37.6    | 35.4    |
| PENALTIES/YARDS      | 95/834  | 88/660  |
| FUMBLES/BALL LOST    | 21/13   | 16/8    |
| TOUCHDOWNS           | 38      | 34      |
| Rushing              | 13      | 8       |
| Passing              | 18      | 23      |
| Returns              | 7       | 3       |

| BUCCANEERS    | 355 | 3,788 | 10.7 | 71t | 18 |
|---------------|-----|-------|------|-----|----|
| OPPONENTS     | 276 | 3,187 | 11.5 | 84t | 23 |
| INTERCEPTIONS | NO  | YDS   | AVG  | LG  | TD |
| R. Barber     | 4   | 69    | 17.3 | 65t | 1  |
| A. Talib      | 4   | 32    | 8.0  | 19  | 0  |
| J. Phillips   | 3   | 72    | 24.0 | 58  | 0  |
| S. Piscitelli | 2   | 106   | 53.0 | 84  | 0  |
| G. Adams      | 2   | 50    | 25.0 | 45t | 1  |
| P. Buchanon   | 2   | 33    | 16.5 | 26t | 1  |
| B. Ruud       | 2   | 10    | 5.0  | 10  | 0  |
| T. Jackson    | 1   | 25    | 25.0 | 25  | 0  |
| C. June       | 1   | 1     | 1.0  | 1   | 0  |
| D. Brooks     | 1   | -2    | -2.0 | -2  | 0  |

| BUCCANEERS | 22   | 396   | 18.0  | 84  | 3 |
|------------|------|-------|-------|-----|---|
| OPPONENTS  | 13   | 233   | 17.9  | 62t | 2 |
| TACKLES    | SOLO | ASST. | TOTAL |     |   |
| B. Ruud    | 130  | 48    | 178   |     |   |
| D. Brooks  | 64   | 47    | 111   |     |   |
| C. June    | 68   | 36    | 104   |     |   |
| T. Jackson | 68   | 34    | 102   |     |   |
| R. Barber  | 70   | 30    | 100   |     |   |

| SACKS        | SPECIAL TEAM TACKLES |            |    |  |
|--------------|----------------------|------------|----|--|
| G. Adams     | 6.5                  | Q. Black   | 24 |  |
| G. White     | 5.0                  | W. Allen   | 21 |  |
| J. Wilkerson | 5.0                  | T. Jackson | 18 |  |
| K. Carter    | 4.0                  | E. Mack    | 12 |  |
| B. Ruud      | 3.0                  | A. Hayward | 12 |  |

| BUCCANEERS | 29.0 |
|------------|------|
| OPPONENTS  | 32.0 |

| BY QUARTERS | 1  | 2   | 3  | 4   | OT | TOT |
|-------------|----|-----|----|-----|----|-----|
| BUCCANEERS  | 61 | 112 | 86 | 96  | 6  | 361 |
| OPPONENTS   | 77 | 86  | 51 | 106 | 3  | 323 |

| PUNTING    | NO | YDS   | AVG  | NET  | TB | IN20LG | BK |
|------------|----|-------|------|------|----|--------|----|
| J. Bidwell | 77 | 3,426 | 44.5 | 37.6 | 7  | 27     | 64 |
| 0          |    |       |      |      |    |        |    |

| BUCCANEERS | 77 | 3,426 | 44.5 | 37.6 | 7  | 27 | 64 |
|------------|----|-------|------|------|----|----|----|
| OPPONENTS  | 81 | 3,528 | 43.6 | 35.4 | 11 | 15 | 70 |

| SCORING      | TD | R  | P  | RT    | PAT   | 2-PT. | FG    | S   | PTS |
|--------------|----|----|----|-------|-------|-------|-------|-----|-----|
| M. Bryant    | 0  | 0  | 0  | 0     | 35/36 | 0     | 32/38 | 0   | 131 |
| A. Bryant    | 7  | 0  | 7  | 0     | 0/0   | 0     | 0/0   | 0   | 42  |
| E. Graham    | 4  | 4  | 0  | 0     | 0/0   | 0     | 0/0   | 0   | 24  |
| I. Hilliard  | 4  | 0  | 4  | 0     | 0/0   | 0     | 0/0   | 0   | 24  |
| C. Williams  | 4  | 4  | 0  | 0     | 0/0   | 0     | 0/0   | 0   | 24  |
| A. Smith     | 3  | 0  | 3  | 0     | 0/0   | 1     | 0/0   | 0   | 20  |
| BUCCANEERS38 | 13 | 18 | 7  | 35/36 | 1     | 32/38 | 0     | 361 |     |
| OPPONENTS    | 34 | 8  | 23 | 3     | 33/33 | 1     | 28/30 | 0   | 323 |

| PUNT RETURNS | RET | FC | YDS | AVG  | LONG | TD |
|--------------|-----|----|-----|------|------|----|
| C. Smith     | 23  | 4  | 324 | 14.1 | 70t  | 1  |
| D. Jackson   | 20  | 0  | 97  | 4.9  | 19   | 0  |
| BUCCANEERS   | 47  | 11 | 440 | 9.4  | 70t  | 1  |
| OPPONENTS    | 39  | 10 | 392 | 10.1 | 43   | 0  |

| KICKOFF RETURNS | RET | YDS   | AVG  | LONG | TD |
|-----------------|-----|-------|------|------|----|
| C. Smith        | 36  | 992   | 27.6 | 97t  | 1  |
| D. Jackson      | 14  | 327   | 23.4 | 45   | 0  |
| BUCCANEERS      | 60  | 1,486 | 24.8 | 97t  | 1  |
| OPPONENTS       | 74  | 1,542 | 20.8 | 61   | 0  |

| RUSHING     | NO  | YDS   | AVG  | LG  | TD |
|-------------|-----|-------|------|-----|----|
| W. Dunn     | 186 | 786   | 4.2  | 40  | 2  |
| E. Graham   | 132 | 563   | 4.3  | 68t | 4  |
| C. Williams | 63  | 233   | 3.7  | 28  | 4  |
| J. Garcia   | 35  | 148   | 4.2  | 20  | 1  |
| C. Smith    | 8   | 40    | 5.0  | 10  | 0  |
| A. Bryant   | 2   | 22    | 11.0 | 13  | 0  |
| L. McCown   | 3   | 15    | 5.0  | 12  | 0  |
| B. Askew    | 7   | 14    | 2.0  | 3   | 2  |
| M. Bennett  | 7   | 12    | 1.7  | 4   | 0  |
| M. Clayton  | 2   | 5     | 2.5  | 4   | 0  |
| I. Hilliard | 1   | 0     | 0.0  | 0   | 0  |
| B. Griese   | 5   | -1    | -0.2 | 3   | 0  |
| BUCCANEERS  | 451 | 1,837 | 4.1  | 68t | 13 |
| OPPONENTS   | 441 | 1,901 | 4.3  | 67t | 8  |

| FIELD GOALS | 1-19 | 20-29 | 30-39 | 40-49 | 50+ | LG |
|-------------|------|-------|-------|-------|-----|----|
| M. Bryant   | 0/0  | 12/12 | 15/15 | 5/8   | 0/3 | 49 |
| BUCCANEERS  | 0/0  | 12/12 | 15/15 | 5/8   | 0/3 | 49 |
| OPPONENTS   | 0/0  | 10/10 | 8/9   | 8/9   | 2/2 | 57 |

| USUAL STARTING LINEUP | OFFENSE:            | DEFENSE: |                      |
|-----------------------|---------------------|----------|----------------------|
| WR                    | 80 Michael Clayton  | LE       | 93 Kevin Carter      |
| LT                    | 70 Donald Penn      | NT       | 95 Chris Hovan       |
| LG                    | 78 Arron Sears      | DT       | 71 Jovan Have        |
| C                     | 52 Jeff Faine       | RE       | 90 Gaines Adams      |
| RG                    | 75 Davin Joseph     | OLB      | 59 Cato June         |
| RT                    | 65 Jeremy Trueblood | MLB      | 51 Barrett Ruud      |
| TE                    | 81 Alex Smith       | OLB      | 55 Derrick Brooks    |
| TE                    | 88 John Gilmore     | LCB      | 31 Phillip Buchanon  |
| WR                    | 89 Antonio Bryant   | RCB      | 20 Ronde Barber      |
| QB                    | 7 Jeff Garcia       | SS       | 23 Jermaine Phillips |
| RB                    | 34 Earnest Graham   | FS       | 36 Tanard Jackson    |

| PASSING    | ATT. | CMP. | YDS.  | CMP%  | YDS/ATT | TD | TD%   | INT | INT% | LONG | SK/LOST | RTG   |
|------------|------|------|-------|-------|---------|----|-------|-----|------|------|---------|-------|
| J. Garcia  | 376  | 244  | 2712  | 64.9  | 7.21    | 12 | 3.2   | 6   | 1.6  | 71t  | 23/100  | 90.2  |
| B. Griese  | 184  | 110  | 1073  | 59.8  | 5.83    | 5  | 2.7   | 7   | 3.8  | 38   | 9/69    | 69.4  |
| E. Graham  | 1    | 1    | 3     | 100.0 | 3.00    | 1  | 100.0 | 0   | 0.0  | 3t   | 0/0     | 118.8 |
| L. McCown  | 1    | 0    | 0     | 0.0   | 0.00    | 0  | 0.0   | 0   | 0.0  | -    | 0/0     | 39.6  |
| BUCCANEERS | 562  | 355  | 3,788 | 63.2  | 6.74    | 18 | 3.2   | 13  | 2.3  | 71t  | 32/169  | 83.8  |
| OPPONENTS  | 475  | 276  | 3,187 | 58.1  | 6.71    | 23 | 4.8   | 22  | 4.6  | 84t  | 29/190  | 75.3  |

**2009**

**RECORD: 3-13 HEAD COACH: RAHEEM MORRIS**

| DATE   | W/L | SCORE      | OPPONENT             | ATT.   |
|--------|-----|------------|----------------------|--------|
| 9/13   | L   | 21-34      | DALLAS               | 63,806 |
| 9/20   | L   | 20-33      | at Buffalo           | 70,318 |
| 9/27   | L   | 0-24       | N.Y. GIANTS          | 63,689 |
| 10/4   | L   | 13-16      | at Washington        | 86,412 |
| 10/11  | L   | 14-33      | at Philadelphia      | 69,144 |
| 10/18  | L   | 21-28      | CAROLINA             | 62,422 |
| 10/25  | L   | 7-35       | NEW ENGLAND (London) | 77,511 |
| 84,254 |     |            |                      |        |
| 11/8   | W   | 38-28      | Green Bay            | 62,994 |
| 11/15  | L   | 23-25      | at Miami             | 66,085 |
| 11/22  | L   | 7-38       | New Orleans          | 62,720 |
| 11/29  | L   | 17-20      | at Atlanta           | 67,029 |
| 12/6   | L   | 6-16       | at Carolina          | 72,455 |
| 12/13  | L   | 3-26       | N.Y. Jets            | 62,731 |
| 12/20  | W   | 24-7       | at Seattle           | 67,011 |
| 12/27  | W   | 20-17 (ot) | at New Orleans       | 70,021 |
| 1/3    | L   | 10-20      | Atlanta              | 62,578 |

|                            | BUCS           | OPP          |
|----------------------------|----------------|--------------|
| TOTAL FIRST DOWNS          | 246            | 324          |
| Rushing                    | 80             | 129          |
| Passing                    | 148            | 171          |
| Penalty                    | 18             | 24           |
| 3rd Down: Made/Att (40.2%) | 71/218 (32.6%) | 86/214       |
| 4th Down: Made/Att (40.2%) | 9/22 (40.9%)   | 9/15 (60.0%) |
| POSSESSION AVG.            | 28:31          | 31:29        |
| TOTAL NET YARDS            | 4,600          | 5,849        |
| Avg. Per Game              | 287.5          | 365.6        |
| Total Plays                | 961            | 1039         |
| Avg. Per Play              | 4.8            | 5.6          |
| NET YARDS RUSHING          | 1,627          | 2,531        |
| Avg. Per Game              | 101.7          | 158.2        |
| Total Rushes               | 404            | 529          |
| NET YARDS PASSING          | 2,973          | 3,318        |
| Avg. Per Game              | 185.8          | 207.4        |
| Sacked/Yards Lost          | 33/161         | 28/166       |
| Gross Yards                | 3,134          | 3,484        |
| Attempts/Completions       | 524/279        | 482/301      |
| Completion Pct.            | 53.2%          | 62.4%        |
| Had Intercepted            | 29             | 19           |
| PUNTS/AVERAGE              | 87/41.7        | 72/42.8      |
| NET PUNTING AVG.           | 36.3           | 35.3         |
| PENALTIES/YARDS            | 93/696         | 80/731       |
| FUMBLES/BALL LOST          | 25/5           | 18/10        |
| TOUCHDOWNS                 | 28             | 46           |
| Rushing                    | 5              | 16           |
| Passing                    | 18             | 28           |
| Returns                    | 5              | 2            |

| BY QUARTERS | 1   | 2   | 3  | 4   | OT | TOT |
|-------------|-----|-----|----|-----|----|-----|
| BUCCANEERS  | 34  | 73  | 38 | 96  | 3  | 244 |
| OPPONENTS   | 108 | 118 | 74 | 100 | 0  | 400 |

| SCORING       | TD | R | P | RT | PAT   | 2-PT. | FG    | S | PTS |
|---------------|----|---|---|----|-------|-------|-------|---|-----|
| C. Barth      | 0  | 0 | 0 | 0  | 12/12 | 0     | 14/19 | 0 | 54  |
| C. Williams   | 7  | 4 | 3 | 0  | 0/0   | 0     | 0/0   | 0 | 42  |
| K. Winslow    | 5  | 0 | 5 | 0  | 0/0   | 0     | 0/0   | 0 | 30  |
| A. Bryant     | 4  | 0 | 4 | 0  | 0/0   | 0     | 0/0   | 0 | 24  |
| D. Ward       | 3  | 1 | 1 | 0  | 0/0   | 0     | 0/0   | 0 | 18  |
| S. Stroughter | 2  | 0 | 2 | 0  | 0/0   | 0     | 0/0   | 0 | 12  |
| T. Jackson    | 2  | 0 | 0 | 2  | 0/0   | 0     | 0/0   | 0 | 12  |
| M. Nugent     | 0  | 0 | 0 | 0  | 6/6   | 0     | 2/6   | 0 | 12  |

| BUCCANEERS | 28 | 5  | 18 | 5 | 24/24 | 2 | 16/26 | 0 | 244 |
|------------|----|----|----|---|-------|---|-------|---|-----|
| OPPONENTS  | 46 | 16 | 28 | 2 | 44/46 | 0 | 26/32 | 1 | 400 |

| FIELD GOALS | 1-19 | 20-29 | 30-39 | 40-49 | 50+ | LG  |    |
|-------------|------|-------|-------|-------|-----|-----|----|
| C. Barth    | 0/0  | 0/0   | 2/2   | 4/6   | 5/7 | 3/4 | 54 |
| M. Nugent   | 0/0  | 0/1   | 1/2   | 0/3   | 0/0 | 37  |    |
| S. Andrus   | 0/0  | 0/0   | 0/0   | 0/1   | 0/0 | -   |    |

| BUCCANEERS | 0/0 | 3/3  | 5/8 | 5/11  | 3/4 | 54 |
|------------|-----|------|-----|-------|-----|----|
| OPPONENTS  | 0/0 | 9/10 | 6/7 | 10/13 | 1/2 | 51 |

| RUSHING     | NO  | YDS | AVG | LG | TD |
|-------------|-----|-----|-----|----|----|
| C. Williams | 211 | 823 | 3.9 | 35 | 4  |
| D. Ward     | 114 | 409 | 3.6 | 28 | 1  |
| J. Freeman  | 30  | 161 | 5.4 | 20 | 0  |
| J. Johnson  | 22  | 148 | 6.7 | 29 | 0  |
| E. Graham   | 14  | 66  | 4.7 | 17 | 0  |
| C. Smith    | 4   | 7   | 1.8 | 4  | 0  |
| K. Winslow  | 1   | 7   | 7.0 | 7  | 0  |
| B. Leftwich | 6   | 6   | 1.0 | 4  | 0  |

| BUCCANEERS | 404 | 1,627 | 4.0 | 35 | 5  |
|------------|-----|-------|-----|----|----|
| OPPONENTS  | 529 | 2,531 | 4.8 | 45 | 16 |

| PASSING     | ATT. | CMP. | YDS.  | CMP%  | YDS/ATT | TD | TD%  | INT | INT% | LONG | SK/LOST | RTG  |
|-------------|------|------|-------|-------|---------|----|------|-----|------|------|---------|------|
| J. Freeman  | 290  | 158  | 1,855 | 54.5% | 6.4     | 10 | 3.4% | 18  | 6.2% | 42t  | 20/102  | 59.8 |
| J. Johnson  | 125  | 63   | 685   | 50.4% | 5.5     | 4  | 3.2% | 8   | 6.4% | 35   | 11/59   | 50.9 |
| B. Leftwich | 107  | 58   | 594   | 54.2% | 5.6     | 4  | 3.7% | 3   | 2.8% | 47   | 2/0     | 71.2 |
| M. Clayton  | 1    | 0    | 0     | 0.0%  | 0.0     | 0  | 0.0% | 0   | 0.0% | 0    | 0/0     | 39.6 |
| D. Johnson  | 1    | 0    | 0     | 0.0%  | 0.0     | 0  | 0.0% | 0   | 0.0% | 0    | 0/0     | 39.6 |

| BUCCANEERS | 524 | 279 | 3,134 | 53.2% | 6.0 | 18 | 3.4% | 29 | 5.5% | 47  | 33/161 | 59.8 |
|------------|-----|-----|-------|-------|-----|----|------|----|------|-----|--------|------|
| OPPONENTS  | 482 | 301 | 3,484 | 62.4% | 7.2 | 28 | 5.8% | 19 | 3.9% | 80t | 28/166 | 87.2 |

| RECEIVING     | NO | YDS | AVG  | LG  | TD |
|---------------|----|-----|------|-----|----|
| K. Winslow    | 77 | 884 | 11.5 | 42t | 5  |
| A. Bryant     | 39 | 600 | 15.4 | 42t | 4  |
| S. Stroughter | 31 | 334 | 10.8 | 35  | 1  |
| C. Williams   | 28 | 217 | 7.8  | 22t | 3  |
| M. Stovall    | 24 | 366 | 15.3 | 38  | 1  |
| D. Ward       | 20 | 150 | 7.5  | 38  | 2  |
| M. Clayton    | 16 | 230 | 14.4 | 47  | 1  |
| J. Stevens    | 15 | 130 | 8.7  | 17  | 0  |
| E. Graham     | 14 | 109 | 7.8  | 16  | 0  |
| B. Clark      | 6  | 65  | 10.8 | 17  | 0  |
| J. Gilmore    | 3  | 23  | 7.7  | 9   | 0  |
| C. Smith      | 2  | 4   | 2.0  | 3   | 0  |
| B. Askew      | 2  | 3   | 1.5  | 4   | 0  |
| D. Penn       | 1  | 15  | 15.0 | 15  | 0  |
| C. Fressley   | 1  | 2   | 2.0  | 2   | 0  |
| J. Freeman    | 0  | 1   | 0    | 1   | 0  |
| J. Zuttah     | 0  | 1   | 0    | 1   | 0  |

| BUCCANEERS | 279 | 3,134 | 11.2 | 47  | 18 |
|------------|-----|-------|------|-----|----|
| OPPONENTS  | 301 | 3,484 | 11.6 | 80t | 28 |

| INTERCEPTIONS | NO | YDS | AVG  | LG  | TD |
|---------------|----|-----|------|-----|----|
| A. Talib      | 5  | 99  | 19.8 | 32  | 0  |
| T. Jackson    | 5  | 86  | 17.2 | 35t | 2  |
| E. Mack       | 3  | 36  | 12.0 | 36  | 0  |
| G. Hayes      | 2  | 21  | 10.5 | 20  | 0  |
| S. Piscitelli | 2  | 7   | 3.5  | 4   | 0  |
| B. Ruud       | 1  | 23  | 23.0 | 21  | 0  |
| Q. Black      | 1  | 3   | 3.0  | 3   | 0  |

| BUCCANEERS | 19 | 275 | 14.5 | 36  | 2 |
|------------|----|-----|------|-----|---|
| OPPONENTS  | 29 | 492 | 17.0 | 76t | 2 |

| TACKLES       | SOLO | ASST. | TOTAL |
|---------------|------|-------|-------|
| B. Ruud       | 122  | 83    | 205   |
| G. Hayes      | 90   | 46    | 136   |
| R. Barber     | 67   | 26    | 93    |
| Q. Black      | 58   | 35    | 93    |
| S. Piscitelli | 71   | 20    | 91    |

| SACKS        | SPECIAL TEAM TACKLES |                |    |  |
|--------------|----------------------|----------------|----|--|
| S. White     | 6.5                  | N. Koutouvides | 18 |  |
| J. Wilkerson | 6.0                  | T. Cox         | 17 |  |
| T. Crowder   | 3.5                  | A. Hayward     | 15 |  |
| G. Hayes     | 3.0                  | Q. Black       | 14 |  |
| R. Barber    | 2.0                  | B. Clark       | 13 |  |
| R. Miller    | 2.0                  | M. Stovall     | 8  |  |

| BUCCANEERS | 28.0 |
|------------|------|
| OPPONENTS  | 33.0 |

| PUNTING     | NO | YDS   | AVG  | NET  | TB | IN20LG | BK |   |
|-------------|----|-------|------|------|----|--------|----|---|
| D. Johnson  | 62 | 2,558 | 41.3 | 36.7 | 3  | 16     | 63 | 0 |
| S. Paulescu | 24 | 1,022 | 42.6 | 35.5 | 5  | 8      | 61 | 0 |
| C. Barth    | 1  | 46    | 46.0 | 28.0 | 0  | 0      | 46 | 0 |

| BUCCANEERS | 87 | 3,626 | 41.7 | 36.3 | 8 | 24 | 63 | 0 |
|------------|----|-------|------|------|---|----|----|---|
| OPPONENTS  | 70 | 3,083 | 42.8 | 35.3 | 4 | 22 | 63 | 2 |

| PUNT RETURNS  | RET | FC | YDS | AVG  | LONG | TD |
|---------------|-----|----|-----|------|------|----|
| C. Smith      | 23  | 8  | 232 | 10.1 | 21   | 0  |
| S. Stroughter | 12  | 0  | 119 | 9.9  | 33   | 0  |
| M. Spurlock   | 3   | 0  | 90  | 30.0 | 77t  | 1  |

| BUCCANEERS | 40 | 10 | 462 | 11.6 | 77t | 1 |
|------------|----|----|-----|------|-----|---|
| OPPONENTS  | 38 | 17 | 311 | 8.2  | 34  | 0 |

| KICKOFF RETURNS | RET | YDS | AVG  | LONG | TD |
|-----------------|-----|-----|------|------|----|
| C. Smith        | 31  | 902 | 29.1 | 83   | 0  |
| S. Stroughter   | 11  | 324 | 29.5 | 97t  | 1  |
| M. Spurlock     | 8   | 170 | 21.3 | 32   | 0  |

| BUCCANEERS | 62 | 1,630 | 26.3 | 97t | 1 |
|------------|----|-------|------|-----|---|
| OPPONENTS  | 46 | 878   | 19.1 | 37  | 0 |

**USUAL STARTING LINEUP**

| OFFENSE:               | DEFENSE:               |  |  |  |
|------------------------|------------------------|--|--|--|
| WR 80 Michael Clayton  | LE 97 Jimmy Wilkerson  |  |  |  |
| LT 70 Donald Penn      | DT 95 Chris Hovan      |  |  |  |
| LG 76 Jeremy Zuttah    | DT 98 Ryan Sims        |  |  |  |
| C 52 Jeff Faine        | RE 91 Stylez G. White  |  |  |  |
| RG 75 Davin Joseph     | OLB 58 Quincy Black    |  |  |  |
| RT 65 Jeremy Trueblood | MLB 51 Barrett Ruud    |  |  |  |
| TE 82 Kellen Winslow   | OLB 54 Geno Hayes      |  |  |  |
| TE 86 Jerramy Stevens  | LCB 25 Aqib Talib      |  |  |  |
| WR 89 Antonio Bryant   | RCB 20 Ronde Barber    |  |  |  |
| QB 5 Josh Freeman      | SS 21 Sabby Piscitelli |  |  |  |
| RB 24 Carnell Williams | FS 36 Tanard Jackson   |  |  |  |

| DATE  | W/L | SCORE      | OPPONENT         | ATT.   |
|-------|-----|------------|------------------|--------|
| 9/12  | W   | 17-14      | CLEVELAND        | 47,211 |
| 9/19  | W   | 20-7       | at Carolina      | 72,577 |
| 9/26  | L   | 13-38      | PITTSBURGH       | 61,036 |
| 10/10 | W   | 24-21      | at Cincinnati    | 63,888 |
| 10/17 | L   | 6-31       | NEW ORLEANS      | 51,759 |
| 10/24 | W   | 18-17      | ST. LOUIS        | 42,020 |
| 10/31 | W   | 38-35      | at Arizona       | 61,857 |
| 11/7  | L   | 21-27      | at Atlanta       | 67,266 |
| 11/14 | W   | 31-16      | CAROLINA         | 44,264 |
| 11/21 | W   | 21-0       | at San Francisco | 69,732 |
| 11/28 | L   | 10-17      | at Baltimore     | 70,989 |
| 12/5  | L   | 24-28      | ATLANTA          | 53,955 |
| 12/12 | W   | 17-16      | at Washington    | 66,124 |
| 12/19 | L   | 20-23 (ot) | DETROIT          | 47,692 |
| 12/26 | W   | 38-15      | SEATTLE          | 46,576 |
| 1/2   | W   | 23-13      | at New Orleans   | 70,068 |

|                            | BUCS   | OPP          |
|----------------------------|--------|--------------|
| TOTAL FIRST DOWNS          | 288    | 307          |
| Rushing                    | 97     | 118          |
| Passing                    | 172    | 171          |
| Penalty                    | 19     | 18           |
| 3rd Down: Made/Att (43.2%) | 89/211 | 92/213       |
| 4th Down: Made/Att (71.4%) | 10/14  | 9/17 (52.9%) |

|                      | BUCS    | OPP     |
|----------------------|---------|---------|
| POSSESSION AVG.      | 30:39   | 29:21   |
| TOTAL NET YARDS      | 5,362   | 5,323   |
| Avg. Per Game        | 335.1   | 332.7   |
| Total Plays          | 955     | 991     |
| Avg. Per Play        | 5.6     | 5.4     |
| NET YARDS RUSHING    | 2,001   | 2,107   |
| Avg. Per Game        | 125.1   | 131.7   |
| Total Rushes         | 431     | 444     |
| NET YARDS PASSING    | 3,361   | 3,216   |
| Avg. Per Game        | 210.1   | 201.0   |
| Sacked/Yards Lost    | 30/203  | 26/143  |
| Gross Yards          | 3,564   | 3,359   |
| Attempts/Completions | 494/306 | 521/307 |
| Completion Pct.      | 61.9%   | 58.9%   |
| Had Intercepted      | 6       | 19      |
| PUNTS/AVERAGE        | 76/40.2 | 72/40.5 |
| NET PUNTING AVG.     | 35.5    | 35.9    |
| PENALTIES/YARDS      | 100/837 | 79/676  |
| FUMBLES/BALL LOST    | 24/13   | 17/9    |
| TOUCHDOWNS           | 39      | 38      |
| Rushing              | 9       | 12      |
| Passing              | 26      | 23      |
| Returns              | 4       | 3       |

| BY QUARTERS      | 1         | 2          | 3         | 4          | OT       | TOT        |
|------------------|-----------|------------|-----------|------------|----------|------------|
| <b>BUCANEERS</b> | <b>43</b> | <b>127</b> | <b>70</b> | <b>101</b> | <b>0</b> | <b>341</b> |
| OPPONENTS        | 73        | 126        | 53        | 63         | 3        | 318        |

| SCORING          | TD        | R        | P         | RT       | PAT          | 2-PT.    | FG           | S        | P          | T |
|------------------|-----------|----------|-----------|----------|--------------|----------|--------------|----------|------------|---|
| C. Barth         | 0         | 0        | 0         | 0        | 36/36        | 0        | 23/28        | 0        | 105        |   |
| M. Williams      | 11        | 0        | 11        | 0        | 0/0          | 0        | 0/0          | 0        | 66         |   |
| L. Blount        | 6         | 6        | 0         | 0        | 0/0          | 0        | 0/0          | 0        | 36         |   |
| K. Winslow       | 5         | 0        | 5         | 0        | 0/0          | 0        | 0/0          | 0        | 30         |   |
| C. Williams      | 3         | 2        | 1         | 0        | 0/0          | 0        | 0/0          | 0        | 18         |   |
| M. Spurlock      | 3         | 0        | 2         | 1        | 0/0          | 0        | 0/0          | 0        | 18         |   |
| A. Benn          | 2         | 0        | 2         | 0        | 0/0          | 0        | 0/0          | 0        | 12         |   |
| E. Graham        | 2         | 1        | 1         | 0        | 0/0          | 0        | 0/0          | 0        | 12         |   |
| <b>BUCANEERS</b> | <b>39</b> | <b>9</b> | <b>26</b> | <b>4</b> | <b>36/36</b> | <b>1</b> | <b>23/28</b> | <b>0</b> | <b>341</b> |   |
| OPPONENTS        | 38        | 12       | 23        | 3        | 35/35        | 2        | 17/21        | 0        | 318        |   |

| FIELD GOALS      | 1-19       | 20-29      | 30-39        | 40-49       | 50+        | LG        |
|------------------|------------|------------|--------------|-------------|------------|-----------|
| C. Barth         | 0/0        | 6/6        | 10/10        | 6/10        | 1/2        | 53        |
| <b>BUCANEERS</b> | <b>0/0</b> | <b>6/6</b> | <b>10/10</b> | <b>6/10</b> | <b>1/2</b> | <b>53</b> |
| OPPONENTS        | 0/0        | 6/7        | 5/7          | 6/6         | 0/1        | 48        |

| RUSHING          | NO         | YDS          | AVG        | LG        | TD       |
|------------------|------------|--------------|------------|-----------|----------|
| L. Blount        | 201        | 1,007        | 5.0        | 53        | 6        |
| C. Williams      | 125        | 437          | 3.5        | 45t       | 2        |
| J. Freeman       | 68         | 364          | 5.4        | 33        | 0        |
| E. Graham        | 20         | 99           | 5.0        | 61        | 1        |
| J. Johnson       | 4          | 39           | 9.8        | 14        | 0        |
| A. Benn          | 6          | 35           | 5.8        | 17        | 0        |
| K. Huggins       | 4          | 11           | 2.8        | 7         | 0        |
| P. Parker        | 1          | 7            | 7.0        | 7         | 0        |
| S. Stroughter    | 1          | 2            | 2.0        | 2         | 0        |
| K. Lumpkin       | 1          | 0            | 0.0        | 0         | 0        |
| <b>BUCANEERS</b> | <b>431</b> | <b>2,001</b> | <b>4.6</b> | <b>61</b> | <b>9</b> |
| OPPONENTS        | 444        | 2,107        | 4.7        | 54        | 12       |

| PASSING          | ATT.       | CMP.       | YDS.         | CMP%         | YDS/ATT    | TD        | TD%         | INT      | INT%        | LONG      | SK/LOST       | RTG         |
|------------------|------------|------------|--------------|--------------|------------|-----------|-------------|----------|-------------|-----------|---------------|-------------|
| J. Freeman       | 474        | 291        | 3,451        | 61.4%        | 7.3        | 25        | 5.3%        | 6        | 1.3%        | 64        | 28/195        | 95.9        |
| J. Johnson       | 16         | 14         | 111          | 87.5%        | 6.9        | 0         | 0.0%        | 0        | 0.0%        | 22        | 2/8           | 95.6        |
| E. Graham        | 1          | 1          | 2            | 100.0%       | 2.0        | 1         | 100.0%      | 0        | 0.0%        | 2t        | 0/0           | 118.8       |
| M. Spurlock      | 3          | 0          | 0            | 0.0%         | 0.0        | 0         | 0.0%        | 0        | 0.0%        | 0         | 0/0           | 39.6        |
| <b>BUCANEERS</b> | <b>494</b> | <b>306</b> | <b>3,564</b> | <b>61.9%</b> | <b>7.2</b> | <b>26</b> | <b>5.3%</b> | <b>6</b> | <b>1.2%</b> | <b>64</b> | <b>30/203</b> | <b>96.2</b> |
| OPPONENTS        | 521        | 307        | 3,359        | 58.9%        | 6.4        | 23        | 4.4%        | 19       | 3.6%        | 65t       | 26/143        | 77.6        |

| RECEIVING     | NO | YDS | AVG  | LG  | TD |
|---------------|----|-----|------|-----|----|
| K. Winslow    | 66 | 730 | 11.1 | 41t | 5  |
| M. Williams   | 65 | 964 | 14.8 | 58t | 11 |
| C. Williams   | 46 | 355 | 7.7  | 20  | 1  |
| A. Benn       | 25 | 395 | 15.8 | 64  | 2  |
| S. Stroughter | 24 | 239 | 10.0 | 27  | 0  |
| M. Spurlock   | 17 | 250 | 14.7 | 43  | 2  |
| E. Graham     | 16 | 130 | 8.1  | 46  | 1  |
| J. Gilmore    | 13 | 160 | 12.3 | 30  | 1  |
| M. Stovall    | 7  | 81  | 11.6 | 38  | 1  |
| D. Briscoe    | 6  | 93  | 15.5 | 54  | 1  |
| R. Purvis     | 5  | 38  | 7.6  | 12  | 0  |
| L. Blount     | 5  | 14  | 2.8  | 7   | 0  |
| P. Parker     | 4  | 42  | 10.5 | 21  | 0  |
| J. Stevens    | 3  | 43  | 14.3 | 22  | 0  |
| K. Lumpkin    | 1  | 12  | 12.0 | 12  | 0  |
| E. Lorig      | 1  | 10  | 10.0 | 10  | 0  |
| K. Huggins    | 1  | 7   | 7.0  | 7   | 0  |
| D. Penn       | 1  | 1   | 1.0  | 1t  | 1  |

| BUCANEERS | 306 | 3,564 | 11.6 | 64  | 26 |
|-----------|-----|-------|------|-----|----|
| OPPONENTS | 307 | 3,359 | 10.9 | 65t | 23 |

| INTERCEPTIONS | NO | YDS | AVG  | LG  | TD |
|---------------|----|-----|------|-----|----|
| A. Talib      | 6  | 91  | 15.2 | 45t | 1  |
| R. Barber     | 3  | 98  | 32.7 | 64  | 0  |
| C. Grimm      | 2  | 24  | 12.0 | 13  | 1  |
| S. Jones      | 1  | 45  | 45.0 | 31  | 0  |
| G. Hayes      | 1  | 41  | 41.0 | 41t | 1  |
| S. Piscitelli | 1  | 31  | 31.0 | 31  | 0  |
| Q. Black      | 1  | 4   | 4.0  | 4   | 0  |
| L. Asante     | 1  | 4   | 4.0  | 4   | 0  |
| B. Ruud       | 1  | 1   | 1.0  | 1   | 0  |
| C. Lynch      | 1  | 0   | 0.0  | 0   | 0  |
| E. Biggers    | 1  | 0   | 0.0  | 0   | 0  |

| BUCANEERS | 19 | 339 | 17.8 | 64  | 3 |
|-----------|----|-----|------|-----|---|
| OPPONENTS | 6  | 153 | 25.5 | 79t | 1 |

| TACKLES   | SOLO | ASST. | TOTAL |
|-----------|------|-------|-------|
| B. Ruud   | 98   | 63    | 161   |
| G. Hayes  | 78   | 26    | 104   |
| R. Barber | 88   | 14    | 102   |
| S. Jones  | 66   | 23    | 89    |
| Q. Black  | 52   | 36    | 88    |

| SACKS      | SPECIAL TEAM TACKLES |                |    |
|------------|----------------------|----------------|----|
| S. White   | 4.5                  | A. Hayward     | 20 |
| G. Hayes   | 4.0                  | D. Watson      | 19 |
| T. Crowder | 3.0                  | C. Lynch       | 18 |
| G. McCoy   | 3.0                  | N. Koutouvides | 14 |

| BUCANEERS | 26.0 |
|-----------|------|
| OPPONENTS | 30.0 |

| PUNTING   | NO | YDS   | AVG  | NET  | TB | IN20LG | BK |   |
|-----------|----|-------|------|------|----|--------|----|---|
| R. Malone | 52 | 2,160 | 41.5 | 36.5 | 5  | 17     | 64 | 0 |
| C. Bryan  | 23 | 860   | 37.4 | 34.3 | 0  | 7      | 57 | 0 |
| C. Barth  | 1  | 33    | 33.0 | 13.0 | 1  | 0      | 33 | 0 |

| BUCANEERS | 76 | 3,053 | 40.2 | 35.5 | 6 | 24 | 64 | 0 |
|-----------|----|-------|------|------|---|----|----|---|
| OPPONENTS | 72 | 2,917 | 40.5 | 35.9 | 7 | 25 | 72 | 0 |

| PUNT RETURNS     | RET       | FC        | YDS        | AVG        | LONG      | TD       |
|------------------|-----------|-----------|------------|------------|-----------|----------|
| M. Spurlock      | 28        | 16        | 193        | 6.9        | 23        | 0        |
| <b>BUCANEERS</b> | <b>30</b> | <b>16</b> | <b>193</b> | <b>6.4</b> | <b>23</b> | <b>0</b> |
| OPPONENTS        | 32        | 17        | 232        | 7.3        | 37        | 0        |

| KICKOFF RETURNS | RET | YDS  | AVG  | LONG | TD |
|-----------------|-----|------|------|------|----|
| M. Spurlock     | 44  | 1129 | 25.7 | 89t  | 1  |
| P. Parker       | 10  | 178  | 17.8 | 37   | 0  |
| S. Stroughter   | 3   | 79   | 26.3 | 30   | 0  |

| BUCANEERS | 57 | 1,386 | 24.3 | 89t  | 1 |
|-----------|----|-------|------|------|---|
| OPPONENTS | 75 | 1,554 | 20.7 | 102t | 1 |

| USUAL STARTING LINEUP OFFENSE: | DEFENSE:              |
|--------------------------------|-----------------------|
| WR 19 Mike Williams            | LE 96 Tim Crowder     |
| LT 70 Donald Penn              | DT 93 Gerald McCoy    |
| LG 62 Ted Larsen               | DT 90 Roy Miller      |
| C 52 Jeff Faine                | RE 91 Stylez G. White |
| RG 75 Davin Joseph             | OLB 58 Quincy Black   |
| RT 77 James Lee                | MLB 51 Barrett Ruud   |
| TE 82 Kellen Winslow           | OLB 54 Gene Hayes     |
| TE 88 John Gilmore             | LCB 25 Aqib Talib     |
| WR 17 Arrelious Benn           | RCB 20 Ronde Barber   |
| QB 5 Josh Freeman              | SS 26 Sean Jones      |
| RB 24 Carnell Williams         | FS 35 Cody Grimm      |

2011

RECORD: 4-12 HEAD COACH: RAHEEM MORRIS

| DATE  | W/L | SCORE | OPPONENT         | ATT.   |
|-------|-----|-------|------------------|--------|
| 9/11  | L   | 20-27 | DETROIT          | 51,274 |
| 9/18  | W   | 24-20 | at Minnesota     | 62,461 |
| 9/25  | W   | 16-13 | ATLANTA          | 46,995 |
| 10/3  | W   | 24-17 | INDIANAPOLIS     | 63,972 |
| 10/9  | L   | 3-48  | at San Francisco | 69,732 |
| 10/16 | W   | 26-20 | NEW ORLEANS      | 56,590 |
| 10/23 | L   | 18-24 | CHICAGO (London) | 76,981 |
| 11/6  | L   | 16-27 | at New Orleans   | 73,043 |
| 11/13 | L   | 9-37  | HOUSTON          | 56,037 |
| 11/20 | L   | 26-35 | at Green Bay     | 70,498 |
| 11/27 | L   | 17-23 | at Tennessee     | 69,143 |
| 12/4  | L   | 19-38 | CAROLINA         | 56,270 |
| 12/11 | L   | 14-41 | at Jacksonville  | 62,562 |
| 12/17 | L   | 15-31 | DALLAS           | 65,162 |
| 12/24 | L   | 16-48 | at Carolina      | 70,363 |
| 1/1   | L   | 24-45 | at Atlanta       | 68,167 |

|                            | BUCS           | OPP          |
|----------------------------|----------------|--------------|
| TOTAL FIRST DOWNS          | 277            | 356          |
| Rushing                    | 74             | 135          |
| Passing                    | 180            | 188          |
| Penalty                    | 23             | 33           |
| 3rd Down: Made/Att (39.5%) | 76/206 (36.9%) | 73/185       |
| 4th Down: Made/Att (39.5%) | 8/21 (38.1%)   | 9/13 (69.2%) |

|                      | BUCS      | OPP     |
|----------------------|-----------|---------|
| POSSESSION AVG.      | 29:01     | 30:59   |
| TOTAL NET YARDS      | 5,108     | 6,311   |
| Avg. Per Game        | 319.3     | 394.4   |
| Total Plays          | 966       | 1,002   |
| Avg. Per Play        | 5.3       | 6.3     |
| NET YARDS RUSHING    | 1,458     | 2,497   |
| Avg. Per Game        | 91.1      | 156.1   |
| Total Rushes         | 346       | 498     |
| NET YARDS PASSING    | 3,650     | 3,814   |
| Avg. Per Game        | 228.1     | 238.4   |
| Sacked/Yards Lost    | 32/188    | 23/148  |
| Gross Yards          | 3,838     | 3,962   |
| Attempts/Completions | 588/365   | 481/301 |
| Completion Pct.      | 62.1%     | 62.6%   |
| Had Intercepted      | 24        | 14      |
| PUNTS/AVERAGE        | 67/45.1   | 58/43.4 |
| NET PUNTING AVG.     | 40.3      | 37.7    |
| PENALTIES/YARDS      | 123/1,007 | 95/786  |
| FUMBLES/BALL LOST    | 30/16     | 21/10   |
| TOUCHDOWNS           | 30        | 61      |
| Rushing              | 9         | 26      |
| Passing              | 17        | 30      |
| Returns              | 4         | 5       |

| BY QUARTERS | 1   | 2   | 3  | 4   | OT | TOT |
|-------------|-----|-----|----|-----|----|-----|
| BUCCANEERS  | 34  | 96  | 65 | 92  | 0  | 287 |
| OPPONENTS   | 126 | 178 | 86 | 104 | 0  | 494 |

| SCORING     | TD | R | P | RT | PAT   | 2-PT. | FG    | S | PTS |
|-------------|----|---|---|----|-------|-------|-------|---|-----|
| C. Barth    | 0  | 0 | 0 | 0  | 23-23 | 0     | 26-28 | 0 | 101 |
| D. Briscoe  | 6  | 0 | 6 | 0  | 0-0   | 0     | 0-0   | 0 | 36  |
| L. Blount   | 5  | 5 | 0 | 0  | 0-0   | 0     | 0-0   | 0 | 30  |
| J. Freeman  | 4  | 4 | 0 | 0  | 0-0   | 0     | 0-0   | 0 | 24  |
| A. Benn     | 3  | 0 | 3 | 0  | 0-0   | 0     | 0-0   | 0 | 18  |
| P. Parker   | 3  | 0 | 3 | 0  | 0-0   | 0     | 0-0   | 0 | 18  |
| M. Williams | 3  | 0 | 3 | 0  | 0-0   | 0     | 0-0   | 0 | 18  |
| K. Winslow  | 2  | 0 | 2 | 0  | 0-0   | 2     | 0-0   | 0 | 16  |
| A. Talib    | 2  | 0 | 2 | 0  | 0-0   | 0     | 0-0   | 0 | 12  |
| E. Mack     | 1  | 0 | 0 | 1  | 0-0   | 0     | 0-0   | 0 | 6   |
| D. Watson   | 1  | 0 | 0 | 1  | 0-0   | 0     | 0-0   | 0 | 6   |
| R. Barber   | 0  | 0 | 0 | 0  | 0-0   | 0     | 0-0   | 1 | 2   |

| BUCCANEERS | 30 | 9  | 17 | 4 | 23-23 | 2-7 | 26-28 | 1 | 287 |
|------------|----|----|----|---|-------|-----|-------|---|-----|
| OPPONENTS  | 61 | 26 | 30 | 5 | 59-60 | 0-1 | 23-29 | 0 | 494 |

| RUSHING     | NO  | YDS | AVG  | LG  | TD |
|-------------|-----|-----|------|-----|----|
| L. Blount   | 184 | 781 | 4.2  | 54t | 5  |
| J. Freeman  | 55  | 238 | 4.3  | 25  | 4  |
| E. Graham   | 37  | 206 | 5.6  | 34  | 0  |
| K. Lumpkin  | 31  | 105 | 3.4  | 19  | 0  |
| J. Johnson  | 11  | 67  | 6.1  | 14  | 0  |
| M. Madu     | 15  | 55  | 3.7  | 15  | 0  |
| A. Bradford | 5   | 13  | 2.6  | 4   | 0  |
| M. Williams | 1   | 3   | 3.0  | 3   | 0  |
| P. Parker   | 1   | -3  | -3.0 | -3  | 0  |
| A. Benn     | 6   | -7  | -1.2 | 9   | 0  |

| BUCCANEERS | 346 | 1,458 | 4.2 | 54t | 5  |
|------------|-----|-------|-----|-----|----|
| OPPONENTS  | 498 | 2,497 | 5.0 | 81t | 26 |

| PASSING     | ATT. | CMP. | YDS. | CMP%  | YDS/ATT | TD | TD%  | INT | INT% | LONG | SK/LOST | RTG  |
|-------------|------|------|------|-------|---------|----|------|-----|------|------|---------|------|
| J. Freeman  | 551  | 346  | 3592 | 62.8% | 6.5     | 16 | 2.9% | 22  | 4.0% | 65t  | 29/164  | 74.6 |
| J. Johnson  | 36   | 19   | 246  | 52.8% | 6.8     | 1  | 2.8% | 2   | 5.6% | 42   | 3/24    | 60.7 |
| M. Spurlock | 1    | 0    | 0    | 0.0%  | 0.0     | 0  | 0.0% | 0   | 0.0% | 0    | 0/0     | 39.6 |

| BUCCANEERS | 588 | 365 | 3838 | 62.1% | 6.5 | 17 | 2.9% | 24 | 4.1% | 65t | 32/188 | 73.7 |
|------------|-----|-----|------|-------|-----|----|------|----|------|-----|--------|------|
| OPPONENTS  | 481 | 301 | 3962 | 62.6% | 8.2 | 30 | 6.2% | 14 | 2.9% | 91t | 23/148 | 97.2 |

| RECEIVING     | NO | YDS | AVG  | LG  | TD |
|---------------|----|-----|------|-----|----|
| K. Winslow    | 75 | 763 | 10.2 | 37  | 2  |
| M. Williams   | 65 | 771 | 11.9 | 42  | 3  |
| K. Lumpkin    | 41 | 291 | 7.1  | 16  | 0  |
| P. Parker     | 40 | 554 | 13.9 | 51  | 3  |
| D. Briscoe    | 35 | 387 | 11.1 | 46  | 6  |
| A. Benn       | 30 | 441 | 14.7 | 65t | 3  |
| E. Graham     | 26 | 163 | 6.3  | 19  | 0  |
| L. Blount     | 15 | 148 | 9.9  | 35  | 0  |
| L. Stocker    | 12 | 92  | 7.7  | 24  | 0  |
| M. Madu       | 10 | 72  | 7.2  | 15  | 0  |
| E. Lorig      | 6  | 53  | 8.8  | 22  | 0  |
| S. Stroughter | 4  | 52  | 13.0 | 29  | 0  |
| Z. Plianalto  | 4  | 40  | 10.0 | 15  | 0  |
| M. Spurlock   | 2  | 13  | 6.5  | 7   | 0  |

| BUCCANEERS | 365 | 3,838 | 10.5 | 65t | 17 |
|------------|-----|-------|------|-----|----|
| OPPONENTS  | 301 | 3,962 | 13.2 | 91t | 30 |

| INTERCEPTIONS | NO | YDS | AVG  | LG  | TD |
|---------------|----|-----|------|-----|----|
| R. Barber     | 3  | 12  | 4.0  | 12  | 0  |
| T. Jackson    | 2  | 59  | 29.5 | 43  | 0  |
| A. Talib      | 2  | 55  | 27.5 | 28t | 2  |
| E. Mack       | 2  | 47  | 23.5 | 40t | 1  |
| C. Lynch      | 1  | 14  | 14.0 | 14  | 0  |
| G. Hayes      | 1  | 8   | 8.0  | 8   | 0  |
| E. Biggers    | 1  | 0   | 0.0  | 0   | 0  |
| M. Foster     | 1  | 0   | 0.0  | 0   | 0  |
| Q. Black      | 1  | 0   | 0.0  | 0   | 0  |

| BUCCANEERS | 14 | 195 | 13.9 | 43 | 3 |
|------------|----|-----|------|----|---|
| OPPONENTS  | 24 | 266 | 11.1 | 32 | 2 |

| TACKLES   | SOLO | ASST. | TOTAL |
|-----------|------|-------|-------|
| M. Foster | 74   | 52    | 126   |
| S. Jones  | 78   | 14    | 92    |
| G. Hayes  | 56   | 30    | 86    |
| R. Barber | 70   | 7     | 77    |
| Q. Black  | 52   | 23    | 75    |

| SACKS       | SPECIAL TEAM TACKLES |            |    |
|-------------|----------------------|------------|----|
| A. Clayborn | 7.5                  | A. Hayward | 10 |
| M. Bennett  | 4.0                  | C. Lynch   | 7  |
| B. Price    | 3.0                  | E. Biggers | 7  |
| M. Foster   | 2.0                  | D. Watson  | 6  |
| D. Bowers   | 1.5                  | E. Lorig   | 6  |

| BUCCANEERS | 23.0 |
|------------|------|
| OPPONENTS  | 32.0 |

| PUNTING   | NO | YDS   | AVG  | NET  | TB | IN20 | LG | BK |
|-----------|----|-------|------|------|----|------|----|----|
| M. Koenen | 67 | 3,023 | 45.1 | 40.3 | 3  | 24   | 65 | 0  |

| BUCCANEERS | 67 | 3,023 | 45.1 | 40.3 | 3 | 24 | 65 | 0 |
|------------|----|-------|------|------|---|----|----|---|
| OPPONENTS  | 58 | 2,518 | 43.4 | 37.7 | 5 | 17 | 63 | 0 |

| PUNT RETURNS | RET | FC | YDS | AVG | LONG | TD |
|--------------|-----|----|-----|-----|------|----|
| P. Parker    | 23  | 13 | 210 | 9.1 | 34   | 0  |
| M. Spurlock  | 6   | 1  | 21  | 3.5 | 15   | 0  |

| BUCCANEERS | 29 | 14 | 231 | 8.0 | 34 | 0 |
|------------|----|----|-----|-----|----|---|
| OPPONENTS  | 36 | 14 | 266 | 7.4 | 55 | 0 |

| KICKOFF RETURNS | RET | YDS | AVG  | LONG | TD |
|-----------------|-----|-----|------|------|----|
| S. Stroughter   | 20  | 540 | 27.0 | 78   | 0  |
| P. Parker       | 20  | 439 | 22.0 | 45   | 0  |
| M. Spurlock     | 2   | 33  | 16.5 | 21   | 0  |
| D. Briscoe      | 1   | 12  | 12.0 | 12   | 0  |

| BUCCANEERS | 46 | 1,024 | 22.3 | 78  | 0 |
|------------|----|-------|------|-----|---|
| OPPONENTS  | 25 | 570   | 22.8 | 84t | 1 |

| FIELD GOALS | 1-19 | 20-29 | 30-39 | 40-49 | 50+ | LG |
|-------------|------|-------|-------|-------|-----|----|
| C. Barth    | 0/0  | 5/5   | 6/6   | 13/14 | 2/3 | 55 |

| BUCCANEERS | 0/0 | 5/5   | 6/6 | 13/14 | 2/3 | 53 |
|------------|-----|-------|-----|-------|-----|----|
| OPPONENTS  | 1/1 | 12/13 | 7/8 | 2/6   | 1/1 | 52 |

| USUAL STARTING LINEUP | OFFENSE:             | DEFENSE: |                    |
|-----------------------|----------------------|----------|--------------------|
| WR                    | 19 Mike Williams     | LE       | 71 Michael Bennett |
| LT                    | 70 Donald Penn       | DT       | 93 Gerald McCoy    |
| LG                    | 76 Jeremy Zuttah     | DE       | 92 Brian Price     |
| C                     | 52 Jeff Faine        | RE       | 94 Adrian Clayborn |
| RG                    | 75 Davin Joseph      | OLB      | 58 Quincy Black    |
| RT                    | 65 Jeremy Trueblood  | MLB      | 59 Mason Foster    |
| TE                    | 82 Kellen Winslow    | OLB      | 54 Geno Hayes      |
| TE                    | 88 Luke Stocker      | LCB      | 25 Aqib Talib      |
| WR                    | 17 Arrelous Benn     | RCB      | 20 Ronde Barber    |
| QB                    | 5 Josh Freeman       | SS       | 26 Sean Jones      |
| RB                    | 27 LeGarrette Blount | FS       | 36 Tanard Jackson  |



| DATE  | W/L | SCORE | OPPONENT         | ATT.   |
|-------|-----|-------|------------------|--------|
| 9/9   | W   | 16-10 | CAROLINA         | 51,533 |
| 9/16  | L   | 34-41 | at N.Y. Giants   | 76,964 |
| 9/23  | L   | 10-16 | at Dallas        | 81,984 |
| 9/30  | L   | 22-24 | WASHINGTON       | 58,191 |
| 10/14 | W   | 38-10 | KANSAS CITY      | 46,500 |
| 10/21 | L   | 28-35 | NEW ORLEANS      | 58,906 |
| 10/25 | W   | 36-17 | at Minnesota     | 60,860 |
| 11/4  | W   | 42-32 | at Oakland       | 52,055 |
| 11/11 | W   | 34-24 | SAN DIEGO        | 54,813 |
| 11/18 | W   | 27-21 | at Carolina (OT) | 72,603 |
| 11/25 | L   | 23-24 | ATLANTA          | 54,400 |
| 12/2  | L   | 23-31 | at Denver        | 76,432 |
| 12/9  | L   | 21-23 | PHILADELPHIA     | 64,941 |
| 12/16 | L   | 0-41  | at New Orleans   | 73,096 |
| 12/23 | L   | 13-28 | ST. LOUIS        | 51,535 |
| 12/30 | W   | 22-17 | at Atlanta       | 69,644 |

| RECEIVING  | NO | YDS   | AVG  | LG | TD |
|------------|----|-------|------|----|----|
| Jackson    | 72 | 1,384 | 19.2 | 95 | 8  |
| Williams   | 63 | 996   | 15.8 | 65 | 9  |
| Martin     | 49 | 472   | 9.6  | 64 | 1  |
| Clark      | 47 | 435   | 9.3  | 33 | 4  |
| Underwood  | 28 | 425   | 15.2 | 62 | 2  |
| Stocker    | 16 | 165   | 10.3 | 33 | 1  |
| Ware       | 14 | 100   | 7.1  | 23 | 0  |
| Lorig      | 12 | 63    | 6.9  | 16 | 1  |
| Benn       | 4  | 26    | 6.5  | 9  | 0  |
| Byham      | 3  | 18    | 6.0  | 10 | 1  |
| Owusu, C.  | 1  | 24    | 24.0 | 24 | 0  |
| Stroughter | 1  | 14    | 14.0 | 14 | 0  |
| Blount     | 1  | 2     | 2.0  | 2  | 0  |

|                   |            |              |             |           |           |
|-------------------|------------|--------------|-------------|-----------|-----------|
| <b>BUCCANEERS</b> | <b>311</b> | <b>4,144</b> | <b>13.3</b> | <b>95</b> | <b>27</b> |
| OPPONENTS         | 410        | 4,951        | 12.1        | 80t       | 30        |

| INTERCEPTIONS | NO | YDS | AVG  | LG  | TD |
|---------------|----|-----|------|-----|----|
| R. Barber     | 4  | 160 | 40.0 | 78t | 1  |
| L. Johnson    | 3  | 86  | 28.7 | 83t | 1  |
| A. Black      | 2  | 34  | 17.0 | 34  | 0  |
| E. Wright     | 1  | 60  | 60.0 | 60t | 1  |
| B. McDonald   | 1  | 40  | 40.0 | 40  | 0  |
| L. David      | 1  | 27  | 27.0 | 27  | 0  |
| M. Barron     | 1  | 12  | 12.0 | 12  | 0  |
| E. Biggers    | 1  | 0   | 0.0  | 0   | 0  |
| M. Foster     | 1  | 0   | 0.0  | 0   | 0  |
| D. Gorrer     | 1  | 0   | 0.0  | 0   | 0  |
| L. Lewis      | 1  | 0   | 0.0  | 0   | 0  |
| A. Talib      | 1  | 0   | 0.0  | 0   | 0  |

|                   |           |            |             |            |          |
|-------------------|-----------|------------|-------------|------------|----------|
| <b>BUCCANEERS</b> | <b>18</b> | <b>419</b> | <b>23.3</b> | <b>83t</b> | <b>3</b> |
| OPPONENTS         | 17        | 269        | 15.8        | 74t        | 3        |

|                             | BUCS           | OPP          |
|-----------------------------|----------------|--------------|
| TOTAL FIRST DOWNS           | 301            |              |
| 329                         |                |              |
| Rushing                     | 89             | 75           |
| Passing                     | 188            |              |
| 226                         |                |              |
| Penalty                     | 24             | 28           |
| 3rd Down: Made/Att. (40.2%) | 76/212 (35.8%) | 88/219       |
| 4th Down: Made/Att. (42.9%) | 7/17 (41.2%)   | 6/14 (42.9%) |

| TACKLES    | SOLO | ASST. | TOTAL |
|------------|------|-------|-------|
| L. David   | 112  | 27    | 139   |
| M. Foster  | 80   | 24    | 104   |
| R. Barber  | 70   | 21    | 91    |
| M. Barron  | 72   | 17    | 89    |
| E. Biggers | 39   | 9     | 48    |

|                      |         |         |
|----------------------|---------|---------|
| POSSESSION AVG.      | 30:11   | 29:49   |
| TOTAL NET YARDS      | 5820    | 6078    |
| Avg. Per Game        | 363.8   | 379.9   |
| Total Plays          | 1,008   | 1,031   |
| Avg. Per Play        | 5.8     | 5.9     |
| NET YARDS RUSHING    | 1,837   | 1,320   |
| Avg. Per Game        | 114.8   | 82.5    |
| Total Rushes         | 416     | 377     |
| NET YARDS PASSING    | 3,983   | 4,758   |
| Avg. Per Game        | 248.9   | 297.4   |
| Sacked/Yards Lost    | 26/161  | 27/193  |
| Gross Yards          | 4,144   | 4,951   |
| Att./Completions     | 566/311 | 627/410 |
| Completion Pct.      | 54.9    | 65.4    |
| Had Intercepted      | 17      | 18      |
| PUNTS/AVERAGE        | 77/44.7 | 79/45.1 |
| NET PUNTING AVERAGE  | 37.4    | 40.0    |
| PENALTIES/YARDS      | 101/819 | 103/851 |
| FUMBLES/FUMBLES LOST | 16/6    | 16/8    |
| TOUCHDOWNS           | 44      | 48      |
| Rushing              | 13      | 13      |
| Passing              | 27      | 30      |
| Returns              | 4       | 5       |

| SACKS           | SPECIAL TEAM TACKLES |             |   |
|-----------------|----------------------|-------------|---|
| M. Bennett      | 9.0                  | E. Lorig    | 7 |
| G. McCoy        | 5.0                  | D. Watson   | 7 |
| D. Te'o-Nesheim | 4.0                  | A. Economos | 6 |
| D. Bowers       | 3.0                  | A. Hayward  | 6 |

| BY QUARTERS       | 1         | 2         | 3         | 4          | OT       | TOT        |
|-------------------|-----------|-----------|-----------|------------|----------|------------|
| <b>BUCCANEERS</b> | <b>94</b> | <b>77</b> | <b>88</b> | <b>124</b> | <b>6</b> | <b>389</b> |
| OPPONENTS         | 71        | 127       | 73        | 123        | 0        | 394        |

| PUNTING           | NO        | YDS          | AVG         | NET         | TB       | IN20LG    | BK        |          |
|-------------------|-----------|--------------|-------------|-------------|----------|-----------|-----------|----------|
| M. Koenen         | 76        | 3440         | 45.3        | 37.4        | 6        | 22        | 64        | 1        |
| <b>BUCCANEERS</b> | <b>77</b> | <b>3,440</b> | <b>44.7</b> | <b>37.4</b> | <b>6</b> | <b>22</b> | <b>64</b> | <b>1</b> |
| OPPONENTS         | 79        | 3,563        | 45.1        | 40.0        | 4        | 21        | 66        | 3        |

| SCORING      | TD | R  | P | RT | PAT   | 2-PT. | FG    | S | Pts |
|--------------|----|----|---|----|-------|-------|-------|---|-----|
| C. Barth     | 0  | 0  | 0 | 0  | 39-39 | 0     | 28-33 | 0 | 123 |
| D. Martin    | 12 | 11 | 1 | 0  | 0-0   | 0     | 0-0   | 0 | 72  |
| M. Williams  | 8  | 1  | 0 | 0  | 0-0   | 0     | 0-0   | 0 | 84  |
| V. Jackson   | 0  | 8  | 0 | 0  | 0-0   | 1     | 0-0   | 0 | 50  |
| D. Clark     | 4  | 0  | 4 | 0  | 0-0   | 0     | 0-0   | 0 | 24  |
| L. Blount    | 2  | 2  | 0 | 0  | 0-0   | 0     | 0-0   | 0 | 12  |
| T. Underwood | 2  | 0  | 2 | 0  | 0-0   | 0     | 0-0   | 0 | 12  |
| R. Barber    | 1  | 0  | 0 | 1  | 0-0   | 0     | 0-0   | 0 | 6   |
| N. Byham     | 1  | 0  | 0 | 1  | 0-0   | 0     | 0-0   | 0 | 6   |
| A. Hayward   | 1  | 0  | 0 | 1  | 0-0   | 0     | 0-0   | 0 | 6   |
| L. Johnson   | 1  | 0  | 0 | 1  | 0-0   | 0     | 0-0   | 0 | 6   |
| E. Lorig     | 1  | 0  | 0 | 1  | 0-0   | 0     | 0-0   | 0 | 6   |
| L. Stocker   | 1  | 0  | 0 | 1  | 0-0   | 0     | 0-0   | 0 | 6   |
| E. Wright    | 1  | 0  | 0 | 1  | 0-0   | 0     | 0-0   | 0 | 6   |

| PUNT RETURNS  | RET | FC | YDS | AVG | LONG | TD |
|---------------|-----|----|-----|-----|------|----|
| R. Parrish    | 30  | 15 | 298 | 9.9 | 39   | 0  |
| J. Shipley    | 3   | 1  | 10  | 3.3 | 9    | 0  |
| S. Stroughter | 3   | 3  | 16  | 5.3 | 13   | 0  |

| BUCCANEERS | 44 | 13 | 27 | 4 | 39-39 | 1-4 | 28-33 | 0 | 389 |
|------------|----|----|----|---|-------|-----|-------|---|-----|
| OPPONENTS  | 48 | 13 | 30 | 5 | 45-45 | 2-3 | 19-28 | 0 | 394 |

| KICKOFF RETURNS | RET | YDS | AVG  | LONG | TD |
|-----------------|-----|-----|------|------|----|
| A. Benn         | 13  | 306 | 23.5 | 55   | 0  |
| L. Lewis        | 5   | 106 | 21.2 | 33   | 0  |
| R. Parrish      | 4   | 86  | 21.5 | 25   | 0  |
| M. Smith        | 3   | 55  | 18.3 | 23   | 0  |
| T. Underwood    | 2   | 47  | 23.5 | 25   | 0  |
| D. Ware         | 2   | 25  | 12.5 | 18   | 0  |
| A. Black        | 1   | 3   | 3.0  | 3    | 0  |
| V. Jackson      | 1   | 2   | 2.0  | 2    | 0  |

| RUSHING      | NO  | YDS   | AVG  | LG  | TD |
|--------------|-----|-------|------|-----|----|
| D. Martin    | 319 | 1,454 | 4.6  | 70t | 11 |
| L. Blount    | 41  | 151   | 3.7  | 35  | 2  |
| J. Freeman   | 39  | 139   | 3.6  | 13  | 0  |
| D. Ware      | 11  | 51    | 4.6  | 17  | 0  |
| K. Tandy     | 1   | 18    | 18.0 | 18  | 0  |
| A. Benn      | 3   | 16    | 5.3  | 9   | 0  |
| P. Parker    | 3   | 7     | 7.0  | 7   | 0  |
| T. Underwood | 1   | 1     | 1.0  | 1   | 0  |

| BUCCANEERS | 31 | 630 | 20.3 | 55 | 0 |
|------------|----|-----|------|----|---|
| OPPONENTS  | 27 | 680 | 25.2 | 44 | 0 |

| PASSING  | ATT. | CMP. | YDS.  | CMP%  | YDS/ATT | TD | TD% | INT | INT% | LONG | SK/LOST | RTG   |
|----------|------|------|-------|-------|---------|----|-----|-----|------|------|---------|-------|
| Freeman  | 558  | 306  | 4,065 | 54.8  | 7.28    | 27 | 4.8 | 17  | 3.0  | 95   | 26/161  | 81.6  |
| Orlovsky | 7    | 4    | 51    | 57.1  | 7.29    | 0  | 0.0 | 0   | 0.0  | 24   | 0/0     | 80.1  |
| Williams | 1    | 1    | 28    | 100.0 | 28.00   | 0  | 0.0 | 0   | 0.0  | 28   | 0/0     | 118.8 |

| FIELD GOALS       | 1-19       | 20-29      | 30-39      | 40-49        | 50+        | LG        |
|-------------------|------------|------------|------------|--------------|------------|-----------|
| C. Barth          | 0/0        | 7/7        | 3/4        | 12/13        | 6/9        | 57        |
| <b>BUCCANEERS</b> | <b>0/0</b> | <b>7/7</b> | <b>3/4</b> | <b>12/13</b> | <b>6/9</b> | <b>57</b> |
| OPPONENTS         | 0/0        | 9/10       | 8/10       | 1/5          | 1/3        | 51        |

|                   |            |            |              |             |             |           |            |           |            |           |               |             |
|-------------------|------------|------------|--------------|-------------|-------------|-----------|------------|-----------|------------|-----------|---------------|-------------|
| <b>BUCCANEERS</b> | <b>566</b> | <b>311</b> | <b>4,144</b> | <b>54.9</b> | <b>7.32</b> | <b>27</b> | <b>4.8</b> | <b>17</b> | <b>3.0</b> | <b>95</b> | <b>26/161</b> | <b>81.8</b> |
| OPPONENTS         | 627        | 410        | 4,951        | 65.4        | 7.90        | 30        | 4.8        | 18        | 2.9        | 80t       | 27/193        | 93.5        |

| USUAL STARTING LINEUP OFFENSE: | DEFENSE:                  |
|--------------------------------|---------------------------|
| WR 83 Vincent Jackson          | LE 71 Michael Bennett     |
| LT 70 Donald Penn              | DT 93 Gerald McCoy        |
| LG 76 Jeremy Zuttah            | DT 90 Roy Miller          |
| C 62 Led Larsen                | RE 50 Daniel Te'o-Nesheim |
| RT 79 Jamon Meredith           | OLB 57 Adam Hayward       |
| WR 69 Demar Dotson             | MLB 59 Mason Foster       |
| TE 44 Dallas Clark             | OLB 54 Lavonte David      |
| TE 88 Luke Stocker             | LCB 31 E.J. Biggers       |
| WR 19 Mike Williams            | RCB 21 Eric Wright        |
| QB 5 Josh Freeman              | SS 24 Mark Barron         |
| RB 22 Doug Martin              | FS 20 Ronde Barber        |

2013

RECORD: 4-12 HEAD COACH: GREG SCHIANO

| DATE  | W/L | SCORE | OPPONENT       | ATT.   |
|-------|-----|-------|----------------|--------|
| 9/8   | L   | 17-18 | at N.Y. Jets   | 76,957 |
| 9/15  | L   | 14-16 | NEW ORLEANS    | 60,870 |
| 9/22  | L   | 3-23  | at New England | 68,756 |
| 9/29  | L   | 10-13 | ARIZONA        | 44,956 |
| 10/13 | L   | 20-31 | PHILADELPHIA   | 62,505 |
| 10/20 | L   | 23-31 | at Atlanta     | 69,522 |
| 10/24 | L   | 13-31 | CAROLINA       | 59,073 |
| 11/3  | L   | 24-27 | at Seattle     | 67,873 |
| 11/11 | W   | 22-19 | MIAMI          | 64,448 |
| 11/17 | W   | 41-28 | ATLANTA        | 55,360 |
| 11/24 | W   | 24-21 | at Detroit     | 62,098 |
| 12/1  | L   | 6-27  | at Carolina    | 72,795 |
| 12/8  | W   | 27-6  | BUFFALO        | 59,194 |
| 12/15 | L   | 14-33 | SAN FRANCISCO  | 64,142 |
| 12/22 | L   | 13-23 | at St. Louis   | 54,423 |
| 12/29 | L   | 17-42 | at New Orleans | 73,150 |

|                     | BUCS         | OPP        |
|---------------------|--------------|------------|
| TOTAL FIRST DOWNS   | 269          | 324        |
| Rushing             | 75           | 95         |
| Passing             | 157          | 190        |
| Penalty             | 37           | 39         |
| 3rd Down: Made/Att. | 69/221 31.2% | 80/204     |
| 39.2%               |              |            |
| 4th Down: Made/Att. | 8/22 36.4%   | 8/14 57.1% |

|                   | BUCS    | OPP     |
|-------------------|---------|---------|
| POSSESSION AVG.   | 29:24   | 30:36   |
| TOTAL NET YARDS   | 4,432   | 5,568   |
| Avg. Per Game     | 277.0   | 348.0   |
| Total Plays       | 981     | 1,020   |
| Avg. Per Play     | 4.5     | 5.5     |
| NET YARDS RUSHING | 1,612   | 1,762   |
| Avg. Per Game     | 100.8   | 110.1   |
| Total Rushes      | 420     | 438     |
| NET YARDS PASSING | 2,820   | 3,806   |
| Avg. Per Game     | 176.3   | 237.9   |
| Sacked/Yards Lost | 47/361  | 35/255  |
| Gross Yards       | 3,181   | 4,061   |
| Att./Completions  | 514/291 | 547/352 |
| Completion Pct.   | 56.6    | 64.4    |
| Had Intercepted   | 12      | 21      |

|                      | BUCS      | OPP       |
|----------------------|-----------|-----------|
| PUNTS/AVERAGE        | 87/44.2   | 68/44.1   |
| NET PUNTING AVERAGE  | 38.3      | 39.0      |
| PENALTIES/YARDS      | 121/1,136 | 105/1,012 |
| FUMBLES/FUMBLES LOST | 18/9      | 18/10     |
| TOUCHDOWNS           | 31        | 42        |
| Rushing              | 6         | 10        |
| Passing              | 22        | 30        |
| Returns              | 3         | 2         |

| BY QUARTERS       | 1         | 2          | 3         | 4         | OT       | TOT        |
|-------------------|-----------|------------|-----------|-----------|----------|------------|
| <b>BUCCANEERS</b> | <b>80</b> | <b>125</b> | <b>33</b> | <b>50</b> | <b>0</b> | <b>288</b> |
| OPPONENTS         | 64        | 140        | 76        | 106       | 3        | 389        |

| SCORING              | TD       | R         | P        | RT           | PAT        | 2-PT.    | FG           | S        | PTS        |
|----------------------|----------|-----------|----------|--------------|------------|----------|--------------|----------|------------|
| R. Lindell           | 0        | 0         | 0        | 0            | 31-31      | 0        | 23-29        | 0        | 100        |
| V. Jackson           | 7        | 7         | 0        | 0-0          | 0-0        | 0        | 0-0          | 0        | 42         |
| B. Rainey            | 6        | 5         | 1        | 0-0          | 0-0        | 0        | 0-0          | 0        | 30         |
| I. Wright            | 5        | 0         | 5        | 0-0          | 0-0        | 0        | 0-0          | 0        | 30         |
| T. Underwood         | 4        | 0         | 4        | 0-0          | 0-0        | 0        | 0-0          | 0        | 24         |
| M. Foster            | 2        | 0         | 0        | 2            | 0-0        | 0        | 0-0          | 0        | 12         |
| M. Williams          | 2        | 0         | 2        | 0-0          | 0-0        | 0        | 0-0          | 0        | 12         |
| T. Crabtree          | 1        | 0         | 0        | 1            | 0-0        | 0        | 0-0          | 0        | 6          |
| L. Johnson           | 1        | 0         | 0        | 1            | 0-0        | 0        | 0-0          | 0        | 6          |
| D. Martin            | 1        | 1         | 0        | 0-0          | 0-0        | 0        | 0-0          | 0        | 6          |
| K. Ogletree          | 1        | 0         | 1        | 0-0          | 0-0        | 0        | 0-0          | 0        | 6          |
| D. Penn              | 1        | 0         | 1        | 0-0          | 0-0        | 0        | 0-0          | 0        | 6          |
| L. David             | 0        | 0         | 0        | 0-0          | 0-0        | 0        | 0-0          | 1        | 2          |
| <b>BUCCANEERS 31</b> | <b>6</b> | <b>23</b> | <b>3</b> | <b>31-31</b> | <b>0-0</b> | <b>0</b> | <b>23-29</b> | <b>1</b> | <b>288</b> |
| OPPONENTS            | 42       | 10        | 30       | 2            | 40-40      | 1-2      | 31-32        | 1        | 389        |

| RUSHING           | NO         | YDS          | AVG        | LG         | TD       |
|-------------------|------------|--------------|------------|------------|----------|
| B. Rainey         | 137        | 532          | 3.9        | 80t        | 5        |
| D. Martin         | 127        | 456          | 3.6        | 28         | 1        |
| M. James          | 60         | 295          | 4.9        | 24         | 0        |
| B. Leonard        | 47         | 182          | 3.9        | 24         | 0        |
| M. Glennon        | 27         | 37           | 1.4        | 16         | 0        |
| M. Hill           | 9          | 23           | 2.6        | 10         | 0        |
| D. Goldson        | 5          | 22           | 22.0       | 22         | 0        |
| J. Freeman        | 5          | 20           | 4.0        | 13         | 0        |
| S. Dawson         | 2          | 15           | 7.5        | 14         | 0        |
| E. Page           | 2          | 14           | 7.0        | 19         | 0        |
| J. Demps          | 1          | 14           | 14.0       | 14         | 0        |
| T. Wright         | 1          | 2            | 2.0        | 2          | 0        |
| V. Jackson        | 1          | 0            | 0.0        | 0          | 0        |
| <b>BUCCANEERS</b> | <b>420</b> | <b>1,612</b> | <b>3.8</b> | <b>80t</b> | <b>6</b> |
| OPPONENTS         | 438        | 1,762        | 4.0        | 56         | 10       |

| PASSING               | ATT.       | CMP.        | YDS.        | CMP%        | YDS/ATT   | TD         | TD%       | INT        | INT%       | LONG          | SK/LOST     | RTG   |
|-----------------------|------------|-------------|-------------|-------------|-----------|------------|-----------|------------|------------|---------------|-------------|-------|
| M. Glennon            | 416        | 247         | 2608        | 59.4        | 6.27      | 19         | 4.6       | 9          | 2.2        | 85t           | 40/314      | 83.9  |
| J. Freeman            | 94         | 43          | 571         | 45.7        | 6.07      | 2          | 2.1       | 3          | 3.2        | 39            | 7/47        | 59.3  |
| M. Koenen             | 2          | 0           | 0           | 0.0         | 0.00      | 0          | 0.0       | 0          | 0.0        | 0             | 0/0         | 39.6  |
| M. James              | 1          | 1           | 2           | 100.0       | 2.00      | 1          | 100.0     | 0          | 0.0        | 2t            | 0/0         | 118.8 |
| B. Rainey             | 1          | 0           | 0           | 0.0         | 0.00      | 0          | 0.0       | 0          | 0.0        | 0             | 0/0         | 39.6  |
| <b>BUCCANEERS 514</b> | <b>291</b> | <b>3181</b> | <b>56.6</b> | <b>6.19</b> | <b>22</b> | <b>4.3</b> | <b>12</b> | <b>2.3</b> | <b>85t</b> | <b>47/361</b> | <b>79.6</b> |       |
| OPPONENTS             | 547        | 352         | 4061        | 64.4        | 7.42      | 30         | 5.5       | 21         | 3.8        | 80t           | 35/255      | 88.9  |

| RECEIVING    | NO | YDS   | AVG  | LG  | TD |
|--------------|----|-------|------|-----|----|
| V. Jackson   | 78 | 1,224 | 15.7 | 60  | 7  |
| T. Wright    | 54 | 571   | 10.6 | 36  | 5  |
| B. Leonard   | 29 | 179   | 6.2  | 19  | 0  |
| T. Underwood | 24 | 140   | 18.3 | 85t | 4  |
| M. Williams  | 22 | 216   | 9.8  | 28  | 2  |
| C. Owusu     | 13 | 114   | 8.8  | 20  | 0  |
| D. Martin    | 12 | 66    | 5.5  | 13  | 0  |
| E. Lorig     | 11 | 47    | 4.3  | 20  | 0  |
| B. Rainey    | 10 | 27    | 2.7  | 11  | 1  |
| M. James     | 10 | 43    | 4.3  | 20  | 1  |
| K. Ogletree  | 8  | 70    | 8.8  | 20  | 1  |
| E. Page      | 4  | 68    | 17.0 | 30  | 1  |
| T. Crabtree  | 4  | 21    | 5.3  | 14  | 1  |
| N. Byham     | 3  | 38    | 12.7 | 34  | 0  |
| J. Demps     | 3  | 21    | 7.0  | 10  | 0  |
| M. Hill      | 2  | 23    | 11.5 | 12  | 0  |
| S. Dawson    | 2  | 12    | 6.0  | 9   | 0  |
| D. Penn      | 1  | 1     | 1.0  | 1   | 1  |

| BUCCANEERS | 291 | 3,181 | 10.9 | 85t | 22 |
|------------|-----|-------|------|-----|----|
| OPPONENTS  | 352 | 4,061 | 11.5 | 80t | 30 |

| INTERCEPTIONS | NO | YDS | AVG  | LG  | TD |
|---------------|----|-----|------|-----|----|
| L. David      | 5  | 87  | 17.4 | 32  | 0  |
| M. Foster     | 3  | 122 | 40.7 | 35t | 2  |
| K. Tandy      | 3  | 42  | 14.0 | 20  | 0  |
| J. Banks      | 3  | 33  | 11.0 | 18  | 0  |
| M. Barron     | 2  | 3   | 1.5  | 3   | 0  |
| D. Revis      | 2  | 3   | 1.5  | 3   | 0  |
| L. Johnson    | 1  | 48  | 48.0 | 48t | 1  |
| D. Goldson    | 1  | 0   | 0.0  | 0   | 0  |
| D. Watson     | 1  | 0   | 0.0  | 0   | 0  |

| BUCCANEERS | 21 | 338 | 16.1 | 85t | 3 |
|------------|----|-----|------|-----|---|
| OPPONENTS  | 12 | 135 | 11.3 | 38  | 0 |

| TACKLES     | SOLO | ASST. | TOTAL |
|-------------|------|-------|-------|
| L. David    | 105  | 39    | 144   |
| M. Foster   | 62   | 28    | 90    |
| M. Barron   | 70   | 18    | 88    |
| D. Goldson  | 52   | 18    | 70    |
| A. Clayborn | 44   | 20    | 64    |

| SACKS       | SPECIAL TEAM TACKLES |             |    |
|-------------|----------------------|-------------|----|
| G. McCoy    | 9.5                  | A. Hayward  | 11 |
| L. David    | 7.0                  | J. Casillas | 9  |
| A. Clayborn | 5.5                  | R. Shepard  | 6  |

| BUCCANEERS | 35.0 |
|------------|------|
| OPPONENTS  | 47.0 |

| PUNTING              | NO           | YDS         | AVG         | NET      | TB        | IN20LG    | BK       |
|----------------------|--------------|-------------|-------------|----------|-----------|-----------|----------|
| M. Koenen            | 87           | 3,846       | 44.2        | 38.3     | 6         | 19        | 62       |
| <b>BUCCANEERS 87</b> | <b>3,846</b> | <b>44.2</b> | <b>38.3</b> | <b>6</b> | <b>19</b> | <b>62</b> | <b>0</b> |
| OPPONENTS            | 68           | 3,002       | 44.1        | 39.0     | 4         | 32        | 84       |

| PUNT RETURNS | RET | FC | YDS | AVG  | LONG | TD |
|--------------|-----|----|-----|------|------|----|
| E. Page      | 23  | 20 | 251 | 10.9 | 52   | 0  |
| S. Dawson    | 1   | 0  | 17  | 17.0 | 17   | 0  |

| BUCCANEERS | 24 | 20 | 268 | 11.2 | 52 | 0 |
|------------|----|----|-----|------|----|---|
| OPPONENTS  | 35 | 20 | 393 | 11.2 | 71 | 0 |

| KICKOFF RETURNS   | RET       | YDS        | AVG         | LONG      | TD       |
|-------------------|-----------|------------|-------------|-----------|----------|
| E. Page           | 22        | 548        | 24.9        | 44        | 0        |
| J. Demps          | 4         | 93         | 23.3        | 29        | 0        |
| S. Dawson         | 3         | 67         | 22.3        | 25        | 0        |
| D. Martin         | 1         | 40         | 40.0        | 40        | 0        |
| K. Ogletree       | 1         | 25         | 25.0        | 25        | 0        |
| S. Larsen         | 1         | 17         | 17.0        | 17        | 0        |
| B. Rainey         | 1         | 15         | 15.0        | 15        | 0        |
| E. Lorig          | 1         | 6          | 6.0         | 6         | 0        |
| <b>BUCCANEERS</b> | <b>34</b> | <b>811</b> | <b>23.9</b> | <b>44</b> | <b>0</b> |
| OPPONENTS         | 24        | 452        | 18.8        | 30        | 0        |

| FIELD GOALS       | 1-19       | 20-29      | 30-39        | 40-49      | 50+        | LG        |
|-------------------|------------|------------|--------------|------------|------------|-----------|
| R. Lindell        | 0/0        | 3/3        | 12/14        | 4/6        | 4/6        | 54        |
| <b>BUCCANEERS</b> | <b>0/0</b> | <b>3/3</b> | <b>12/14</b> | <b>4/6</b> | <b>4/6</b> | <b>54</b> |
| OPPONENTS         | 0/0        | 10/10      | 5/5          | 14/15      | 2/2        | 53        |

| USUAL STARTING LINEUP OFFENSE: | DEFENSE:                  |
|--------------------------------|---------------------------|
| WR 83 Vincent Jackson          | LE 50 Daniel Te'o-Nesheim |
| LT 70 Donald Penn              | DT 93 Gerald McCoy        |
| LG 79 Jamon Meredith           | DT 97 Akeem Spence        |
| C 76 Jeremy Zuttah             | RE 94 Adrian Clayborn     |
| RG 75 Davin Joseph             | MLB 59 Mason Foster       |
| RT 69 Demar Dotson             | OLB 54 Lavonte David      |
| TE 82 Tim Wright               | RCB 24 Darrelle Revis     |
| WR 11 Tiquan Underwood         | LCB 27 Jonathan Banks     |
| QB 8 Mike Glennon              | CB 29 Leonard Johnson     |
| RB 32 Bobby Rainey             | SS 24 Mark Barron         |
| FB 41 Erik Lorig               | FS 38 Dashon Goldson      |

| DATE  | W/L | SCORE      | OPPONENT       | ATT.   |
|-------|-----|------------|----------------|--------|
| 9/7   | L   | 14-20      | CAROLINA       | 64,442 |
| 9/14  | L   | 17-19      | ST. LOUIS      | 59,923 |
| 9/18  | L   | 14-56      | at Atlanta     | 70,318 |
| 9/28  | W   | 27-24      | at Pittsburgh  | 62,910 |
| 10/5  | L   | 31-37 (OT) | at New Orleans | 73,004 |
| 10/12 | L   | 17-48      | BALTIMORE      | 60,041 |
| 10/26 | L   | 13-19 (OT) | MINNESOTA      | 56,577 |
| 11/2  | L   | 17-22      | at Cleveland   | 67,431 |
| 11/9  | L   | 17-27      | ATLANTA        | 57,751 |
| 11/16 | W   | 27-7       | at Washington  | 77,442 |
| 11/23 | L   | 13-21      | at Chicago     | 61,109 |
| 11/30 | L   | 13-14      | CINCINNATI     | 56,340 |
| 12/7  | L   | 14-34      | at Detroit     | 61,489 |
| 12/14 | L   | 17-19      | at Carolina    | 72,842 |
| 12/21 | L   | 3-20       | GREEN BAY      | 64,247 |
| 12/29 | L   | 20-23      | NEW ORLEANS    | 58,952 |

|                      | BUCS         | OPP       |
|----------------------|--------------|-----------|
| TOTAL FIRST DOWNS    | 263          | 353       |
| Rushing              | 72           | 103       |
| Passing              | 162          | 223       |
| Penalty              | 29           | 27        |
| 3rd Down: Made/Att.  | 76/203 37.4% | 93/213    |
| 4th Down: Made/Att.  | 4/12 33.3%   | 5/9 55.6% |
| POSSESSION AVG.      | 27:07        | 32:53     |
| TOTAL NET YARDS      | 4,672        | 5,903     |
| Avg. Per Game        | 292.0        | 368.9     |
| Total Plays          | 936          | 1,067     |
| Avg. Per Play        | 5.0          | 5.5       |
| NET YARDS RUSHING    | 1,375        | 1,819     |
| Avg. Per Game        | 85.9         | 113.7     |
| Total Rushes         | 353          | 468       |
| NET YARDS PASSING    | 3,297        | 4,084     |
| Avg. Per Game        | 206.1        | 255.3     |
| Sacked/Yards Lost    | 52/326       | 36/210    |
| Gross Yards          | 3,623        | 4,294     |
| Att./Completions     | 531/301      | 563/387   |
| Completion Pct.      | 56.7         | 68.7      |
| Had Intercepted      | 20           | 14        |
| PUNTS/AVERAGE        | 79/39.9      | 64/44.2   |
| NET PUNTING AVERAGE  | 37.1         | 37.5      |
| PENALTIES/YARDS      | 118/939      | 106/935   |
| FUMBLES/FUMBLES LOST | 29/13        | 25/11     |
| TOUCHDOWNS           | 31           | 46        |
| Rushing              | 7            | 15        |
| Passing              | 21           | 28        |
| Returns              | 3            | 2         |

| BY QUARTERS | 1   | 2   | 3   | 4   | OT | TOT |
|-------------|-----|-----|-----|-----|----|-----|
| BUCCANEERS  | 43  | 80  | 52  | 102 | 0  | 277 |
| OPPONENTS   | 102 | 103 | 107 | 86  | 12 | 410 |

| SCORING             | TD | R | P | RT | PAT   | 2-PT. | FG    | S | PTS |
|---------------------|----|---|---|----|-------|-------|-------|---|-----|
| P. Murray           | 0  | 0 | 0 | 0  | 31-31 | 0     | 20-24 | 0 | 91  |
| M. Evans            | 12 | 0 | 0 | 12 | 0-0   | 0     | 0-0   | 0 | 75  |
| J. McCown           | 3  | 0 | 0 | 0  | 0-0   | 0     | 0-0   | 0 | 18  |
| V. Jackson          | 0  | 0 | 0 | 0  | 0-0   | 0     | 0-0   | 0 | 12  |
| D. Lansanah         | 0  | 0 | 0 | 2  | 0-0   | 0     | 0-0   | 0 | 12  |
| D. Martin           | 2  | 0 | 0 | 0  | 0-0   | 0     | 0-0   | 0 | 12  |
| L. Murphy           | 1  | 0 | 0 | 0  | 0-0   | 0     | 0-0   | 0 | 12  |
| B. Rainey           | 1  | 0 | 0 | 0  | 0-0   | 0     | 0-0   | 0 | 12  |
| A. Seferian-Jenkins | 0  | 2 | 0 | 0  | 0-0   | 0     | 0-0   | 0 | 12  |
| J. Banks            | 1  | 0 | 0 | 1  | 0-0   | 0     | 0-0   | 0 | 6   |
| R. Herron           | 1  | 0 | 1 | 0  | 0-0   | 0     | 0-0   | 0 | 6   |
| C. Owusu            | 1  | 0 | 1 | 0  | 0-0   | 0     | 0-0   | 0 | 6   |
| C. Sims             | 1  | 1 | 0 | 0  | 0-0   | 0     | 0-0   | 0 | 6   |

| BUCCANEERS | 31 | 7  | 21 | 3 | 31-31 | 0-0 | 20-24 | 0 | 277 |
|------------|----|----|----|---|-------|-----|-------|---|-----|
| OPPONENTS  | 46 | 15 | 28 | 3 | 41-41 | 1-3 | 29-39 | 2 | 410 |

| RUSHING    | NO  | YDS   | AVG  | LG  | TD |
|------------|-----|-------|------|-----|----|
| D. Martin  | 134 | 494   | 3.7  | 63  | 2  |
| B. Rainey  | 94  | 406   | 4.3  | 31  | 1  |
| C. Sims    | 66  | 185   | 2.8  | 20  | 1  |
| J. McCown  | 25  | 127   | 5.1  | 16t | 3  |
| J. Lane    | 3   | 58    | 19.3 | 54  | 0  |
| M. Glennon | 10  | 49    | 4.9  | 19  | 0  |
| M. James   | 19  | 37    | 1.9  | 9   | 0  |
| S. Patton  | 1   | 19    | 19.0 | 19  | 0  |
| R. Herron  | 1   | 0     | 0.0  | 0   | 0  |
| BUCCANEERS | 353 | 1,375 | 3.9  | 63  | 7  |
| OPPONENTS  | 468 | 1,819 | 3.9  | 57  | 15 |

| PASSING    | ATT. | CMP. | YDS.  | CMP% | YDS/ATT | TD | INT | INT% | LONG | SK/LOST | RTG    |      |
|------------|------|------|-------|------|---------|----|-----|------|------|---------|--------|------|
| J. McCown  | 327  | 184  | 2,206 | 56.3 | 6.75    | 11 | 3.4 | 14   | 4.3  | 56t     | 36/235 | 70.5 |
| M. Glennon | 203  | 117  | 1,417 | 57.6 | 6.98    | 10 | 4.9 | 6    | 3.0  | 41      | 16/91  | 83.3 |
| B. Rainey  | 1    | 0    | 0     | 0.0  | 0.00    | 0  | 0.0 | 0    | 0.0  | 0       | 0/0    | 39.6 |
| BUCCANEERS | 531  | 301  | 3,623 | 56.7 | 6.82    | 21 | 4.0 | 20   | 2.8  | 56t     | 52/326 | 75.2 |
| OPPONENTS  | 563  | 387  | 4,294 | 68.7 | 7.63    | 28 | 5.0 | 14   | 2.5  | 56t     | 36/210 | 97.4 |

| RECEIVING           | NO  | YDS   | AVG  | LG  | TD |
|---------------------|-----|-------|------|-----|----|
| V. Jackson          | 70  | 1,002 | 14.3 | 50  | 2  |
| M. Evans            | 68  | 1,051 | 15.5 | 56t | 2  |
| B. Rainey           | 33  | 315   | 9.5  | 24  | 1  |
| L. Murphy           | 31  | 380   | 12.3 | 34  | 2  |
| B. Myers            | 22  | 190   | 8.6  | 26  | 0  |
| A. Seferian-Jenkins | 21  | 221   | 10.5 | 30  | 2  |
| C. Sims             | 19  | 190   | 10.0 | 24  | 0  |
| D. Martin           | 13  | 64    | 4.9  | 20  | 0  |
| L. Stocker          | 7   | 41    | 5.9  | 11  | 0  |
| R. Herron           | 6   | 58    | 9.7  | 16  | 1  |
| R. Shepard          | 4   | 63    | 15.8 | 23  | 0  |
| C. Owusu            | 2   | 20    | 10.0 | 19t | 1  |
| T. King             | 2   | 13    | 6.5  | 7   | 0  |
| C. Brate            | 1   | 17    | 17.0 | 17  | 0  |
| J. Lane             | 1   | 3     | 3.0  | 3   | 0  |
| M. James            | 1   | -5    | -5.0 | -5  | 0  |
| BUCCANEERS          | 301 | 3,623 | 12.0 | 56t | 21 |
| OPPONENTS           | 387 | 4,294 | 11.1 | 56t | 28 |

| INTERCEPTIONS | NO | YDS | AVG  | LG  | TD |
|---------------|----|-----|------|-----|----|
| J. Banks      | 4  | 69  | 17.3 | 32  | 1  |
| D. Lansanah   | 3  | 60  | 20.0 | 33t | 2  |
| A. Verner     | 2  | 26  | 13.0 | 26  | 0  |
| C. McDonald   | 1  | 3   | 3.0  | 3   | 0  |
| K. Tandy      | 1  | 0   | 0.0  | 0   | 0  |
| B. Dixon      | 1  | 0   | 0.0  | 0   | 0  |
| B. McDougald  | 1  | 0   | 0.0  | 0   | 0  |
| L. Johnson    | 1  | -6  | -6.0 | -6  | 0  |
| BUCCANEERS    | 14 | 155 | 11.1 | 33t | 3  |
| OPPONENTS     | 20 | 191 | 9.6  | 54  | 1  |

| TACKLES     | SOLO | ASST. | TOTAL |
|-------------|------|-------|-------|
| L. David    | 101  | 45    | 146   |
| D. Goldson  | 80   | 62    | 80    |
| D. Lansanah | 58   | 21    | 79    |
| A. Verner   | 58   | 18    | 76    |
| M. Foster   | 40   | 22    | 62    |

| SACKS       | SPECIAL TEAM TACKLES |             |    |
|-------------|----------------------|-------------|----|
| G. McCoy    | 8.5                  | R. Shepard  | 14 |
| J. Smith    | 6.5                  | D. Fletcher | 10 |
| C. McDonald | 5.0                  | O. Lemon/B. | 10 |
| Magee       | 6                    |             |    |

| BUCCANEERS | 36.0 |
|------------|------|
| OPPONENTS  | 52.0 |

| PUNTING    | NO | YDS   | AVG  | NET  | TB | IN20LG | BK |   |
|------------|----|-------|------|------|----|--------|----|---|
| M. Koenen  | 78 | 3,154 | 40.4 | 37.1 | 2  | 17     | 56 | 1 |
| BUCCANEERS | 78 | 3,154 | 40.4 | 37.1 | 2  | 17     | 56 | 1 |
| OPPONENTS  | 64 | 2,826 | 44.2 | 37.5 | 9  | 20     | 71 | 0 |

| PUNT RETURNS | RET | FC | YDS | AVG  | LONG | TD |
|--------------|-----|----|-----|------|------|----|
| S. Patton    | 10  | 5  | 112 | 11.2 | 33   | 0  |
| B. Rainey    | 7   | 3  | 55  | 7.9  | 14   | 0  |
| M. Thigpen   | 4   | 8  | 65  | 16.3 | 53   | 0  |
| T. Holliday  | 2   | 1  | 17  | 8.5  | 17   | 0  |

| BUCCANEERS | 23 | 17 | 249 | 10.8 | 53  | 0 |
|------------|----|----|-----|------|-----|---|
| OPPONENTS  | 32 | 26 | 185 | 5.8  | 62t | 1 |

| KICKOFF RETURNS | RET | YDS | AVG  | LONG | TD |
|-----------------|-----|-----|------|------|----|
| S. Patton       | 18  | 416 | 23.1 | 28   | 0  |
| B. Rainey       | 6   | 158 | 26.3 | 33   | 0  |
| M. Thigpen      | 6   | 120 | 20.0 | 28   | 0  |
| T. Holliday     | 2   | 45  | 22.5 | 25   | 0  |
| C. Owusu        | 1   | 45  | 45.0 | 45   | 0  |
| L. Johnson      | 1   | 18  | 18.0 | 18   | 0  |
| J. Lane         | 1   | 9   | 9.0  | 9    | 0  |
| O. Lemon        | 1   | 8   | 8.0  | 8    | 0  |

| BUCCANEERS | 36 | 819 | 22.8 | 45 | 0 |
|------------|----|-----|------|----|---|
| OPPONENTS  | 37 | 868 | 23.5 | 58 | 0 |

| FIELD GOALS | 1-19 | 20-29 | 30-39 | 40-49 | 50+ | LG |
|-------------|------|-------|-------|-------|-----|----|
| P. Murray   | 0/0  | 2/3   | 7/8   | 6/7   | 5/6 | 55 |
| BUCCANEERS  | 0/0  | 2/3   | 7/8   | 6/7   | 5/6 | 55 |
| OPPONENTS   | 0/0  | 7/7   | 9/9   | 13/16 | 7/9 | 49 |

| USUAL STARTING LINEUP | OFFENSE:                   | DEFENSE: |                     |
|-----------------------|----------------------------|----------|---------------------|
| WR                    | 83 Vincent Jackson         | DE       | 92 William Gholston |
| LT                    | 73 Anthony Collins         | DT       | 93 Gerald McCoy     |
| LG                    | 70 Logan Mankins           | DE       | 98 Clinton McDonald |
| C                     | 62 Evan Dietrich-Smith     | DT       | 90 Michael Johnson  |
| RG                    | 66 Patrick Omahesh         | SLB      | 51 Danny Lansanah   |
| RT                    | 69 Demar Dotson            | MLB      | 59 Mason Foster     |
| TE                    | 87 Austin Seferian-Jenkins | WLB      | 54 Lavonte David    |
| WR                    | 13 Mike Evans              | CB       | 27 Johnthan Banks   |
| QB                    | 12 Josh McCown             | CB       | 21 Alterraun Verner |
| RB                    | 22 Doug Martin             | SS       | 24 Mark Barron      |
| TE                    | 82 Brandon Myers           | FS       | 38 Dashon Goldson   |

2015

RECORD: 6-10 HEAD COACH: LOVIE SMITH

| DATE  | W/L | SCORE      | OPPONENT        | ATT.   |
|-------|-----|------------|-----------------|--------|
| 9/13  | L   | 14-42      | TENNESSEE       | 63,945 |
| 9/20  | W   | 26-19      | at New Orleans  | 73,006 |
| 9/27  | L   | 9-19       | at Houston      | 71,718 |
| 10/4  | L   | 23-37      | CAROLINA        | 57,468 |
| 10/11 | W   | 38-31      | JACKSONVILLE    | 58,490 |
| 10/25 | L   | 30-31      | at Washington   | 72,912 |
| 11/1  | W   | 23-20 (OT) | at Atlanta      | 70,524 |
| 11/8  | L   | 18-32      | N.Y. GIANTS     | 64,351 |
| 11/15 | W   | 10-6       | DALLAS          | 64,133 |
| 11/22 | W   | 45-17      | at Philadelphia | 69,596 |
| 11/29 | L   | 12-25      | at Indianapolis | 65,696 |
| 12/6  | W   | 23-19      | ATLANTA         | 58,221 |
| 12/13 | L   | 17-24      | NEW ORLEANS     | 62,138 |
| 12/17 | L   | 23-31      | at St. Louis    | 51,295 |
| 12/27 | L   | 21-26      | CHICAGO         | 63,734 |
| 1/3   | L   | 10-38      | at Carolina     | 74,169 |

|                      | BUCS         | OPP          |
|----------------------|--------------|--------------|
| TOTAL FIRST DOWNS    | 336          | 351          |
| Rushing              | 99           | 104          |
| Passing              | 201          | 208          |
| Penalty              | 36           | 39           |
| 3rd Down: Made/Att.  | 84/202 41.6% | 97/211 46.0% |
| 4th Down: Made/Att.  | 7/13 53.8%   | 4/6 66.7%    |
| POSSESSION AVG.      | 28:43        | 31:17        |
| TOTAL NET YARDS      | 6,014        | 5,446        |
| Avg. Per Game        | 375.9        | 340.4        |
| Total Plays          | 1,017        | 1,044        |
| Avg. Per Play        | 5.9          | 5.2          |
| NET YARDS RUSHING    | 2,162        | 1,606        |
| Avg. Per Game        | 135.1        | 100.4        |
| Total Rushes         | 455          | 466          |
| NET YARDS PASSING    | 3,852        | 3,840        |
| Avg. Per Game        | 240.8        | 240.0        |
| Sacked/Yards Lost    | 27/190       | 38/232       |
| Gross Yards          | 4,042        | 4,072        |
| Att./Completions     | 535/315      | 540/378      |
| Completion Pct.      | 58.3         | 70.0         |
| Had Intercepted      | 15           | 11           |
| PUNTS/AVERAGE        | 56/41.9      | 62/45.0      |
| NET PUNTING AVERAGE  | 38.0         | 38.4         |
| PENALTIES/YARDS      | 143/1195     | 104/859      |
| FUMBLES/FUMBLES LOST | 26/13        | 24/12        |
| TOUCHDOWNS           | 37           | 47           |
| Rushing              | 12           | 12           |
| Passing              | 22           | 31           |
| Returns              | 3            | 4            |

| BY QUARTERS | 1  | 2   | 3  | 4   | OT | TOT |
|-------------|----|-----|----|-----|----|-----|
| BUCCANEERS  | 58 | 117 | 74 | 90  | 3  | 342 |
| OPPONENTS   | 85 | 132 | 95 | 105 | 0  | 417 |

| SCORING             | TD | R   | P  | RT    | PAT   | 2-PT. | FG    | S   | PTS |
|---------------------|----|-----|----|-------|-------|-------|-------|-----|-----|
| C. Barth            | 0  | 0   | 0  | 0     | 25-26 | 0     | 23-28 | 0   | 94  |
| D. Martin           | 7  | 6   | 1  | 0     | 0-0   | 0     | 0-0   | 0   | 42  |
| J. Winston          | 6  | 6   | 0  | 0     | 0-0   | 0     | 0-0   | 0   | 36  |
| K. Brindza          | 0  | 0   | 0  | 0     | 6-8   | 0     | 6-12  | 0   | 24  |
| A. Seferian-Jenkins | 4  | 0   | 4  | 0     | 0-0   | 0     | 0-0   | 0   | 24  |
| C. Sims             | 4  | 0   | 4  | 0     | 0-0   | 0     | 0-0   | 0   | 24  |
| V. Jackson          | 3  | 0   | 3  | 0     | 0-0   | 1     | 0-0   | 0   | 20  |
| C. Brate            | 3  | 0   | 3  | 0     | 0-0   | 0     | 0-0   | 0   | 18  |
| M. Evans            | 3  | 0   | 3  | 0     | 0-0   | 0     | 0-0   | 0   | 18  |
| L. David            | 1  | 0   | 0  | 1     | 0-0   | 0     | 0-0   | 0   | 6   |
| D. Dye              | 1  | 0   | 1  | 0     | 0-0   | 0     | 0-0   | 0   | 6   |
| A. Humphries        | 1  | 0   | 1  | 0     | 0-0   | 0     | 0-0   | 0   | 6   |
| H. Jones            | 1  | 0   | 0  | 1     | 0-0   | 0     | 0-0   | 0   | 6   |
| R. Shepard          | 1  | 0   | 1  | 0     | 0-0   | 0     | 0-0   | 0   | 6   |
| J. Smith            | 1  | 0   | 0  | 1     | 0-0   | 0     | 0-0   | 0   | 6   |
| L. Stocker          | 1  | 0   | 1  | 0     | 0-0   | 0     | 0-0   | 0   | 6   |
| BUCCANEERS          | 37 | 12  | 22 | 3     | 25-26 | 1-3   | 29-40 | 0   | 342 |
| OPPONENTS           | 47 | 12  | 31 | 4     | 42-45 | 0-2   | 31-34 | 0   | 417 |
| RUSHING             |    | NO  |    | YDS   |       | AVG   |       | LG  | TD  |
| D. Martin           |    | 288 |    | 1,402 |       | 4.9   |       | 84  | 6   |
| C. Sims             |    | 107 |    | 529   |       | 4.9   |       | 59  | 0   |
| J. Winston          |    | 54  |    | 213   |       | 3.9   |       | 21  | 6   |
| B. Rainey           |    | 5   |    | 18    |       | 3.6   |       | 7   | 0   |
| J. Lane             |    | 1   |    | 0     |       | 0.0   |       | 0   | 0   |
| BUCCANEERS          |    | 455 |    | 2,162 |       | 4.8   |       | 84  | 12  |
| OPPONENTS           |    | 466 |    | 1,606 |       | 3.4   |       | 21t | 12  |

| RECEIVING           | NO | YDS   | AVG  | LG  | TD |
|---------------------|----|-------|------|-----|----|
| M. Evans            | 74 | 1,206 | 16.3 | 68  | 3  |
| C. Sims             | 51 | 561   | 11.0 | 56  | 4  |
| V. Jackson          | 33 | 543   | 16.5 | 36  | 3  |
| D. Martin           | 33 | 271   | 8.2  | 25  | 1  |
| A. Humphries        | 27 | 260   | 9.6  | 27  | 1  |
| C. Brate            | 23 | 288   | 12.5 | 46  | 3  |
| A. Seferian-Jenkins | 21 | 338   | 16.1 | 43t | 4  |
| B. Myers            | 12 | 127   | 10.6 | 17  | 0  |
| D. Dye              | 11 | 132   | 12.0 | 44  | 1  |
| L. Murphy           | 10 | 198   | 19.8 | 54  | 0  |
| L. Stocker          | 9  | 61    | 6.8  | 14  | 1  |
| R. Shepard          | 3  | 28    | 9.3  | 18  | 1  |
| B. Rainey           | 3  | 16    | 5.3  | 8   | 0  |
| J. Lane             | 2  | 13    | 6.5  | 8   | 0  |

|            |     |       |      |     |    |
|------------|-----|-------|------|-----|----|
| BUCCANEERS | 312 | 4,042 | 13.0 | 68  | 22 |
| OPPONENTS  | 378 | 4,072 | 10.8 | 60t | 31 |

| INTERCEPTIONS | NO | YDS | AVG  | LG  | TD |
|---------------|----|-----|------|-----|----|
| L. David      | 3  | 19  | 6.3  | 20t | 1  |
| K. Alexander  | 2  | 15  | 7.5  | 15  | 0  |
| B. McDougald  | 2  | 1   | 0.5  | 1   | 0  |
| C. Conte      | 2  | -4  | -2.0 | -2  | 0  |
| A. Verner     | 1  | 44  | 44.0 | 28  | 0  |
| S. Moore      | 1  | 18  | 18.0 | 18  | 0  |

|            |    |     |      |     |   |
|------------|----|-----|------|-----|---|
| BUCCANEERS | 11 | 93  | 8.5  | 28  | 1 |
| OPPONENTS  | 15 | 212 | 14.1 | 46t | 2 |

| TACKLES      | SOLO | ASST. | TOTAL |    |
|--------------|------|-------|-------|----|
| L. David     | 85   | 62    | 147   |    |
| K. Alexander |      | 59    | 34    | 93 |
| B. McDougald |      | 67    | 20    | 87 |
| C. Conte     | 58   | 20    | 78    |    |
| W. Gholston  | 47   | 20    | 67    |    |

| SACKS    | SPECIAL TEAM TACKLES |             |    |
|----------|----------------------|-------------|----|
| G. McCoy | 8.5                  | R. Shepard  | 10 |
| J. Smith | 7.0                  | B. Carter   | 8  |
| H. Jones | 5.0                  | D. Lansanah | 8  |

|            |      |
|------------|------|
| BUCCANEERS | 38.0 |
| OPPONENTS  | 27.0 |

| PUNTING    | NO | YDS   | AVG  | NET  | TB | IN20LG | BK |
|------------|----|-------|------|------|----|--------|----|
| J. Schum   | 56 | 2,348 | 41.9 | 38.0 | 4  | 15     | 60 |
| BUCCANEERS | 56 | 2,348 | 41.9 | 38.0 | 4  | 15     | 60 |
| OPPONENTS  | 62 | 2,789 | 45.0 | 38.4 | 6  | 27     | 64 |

| PUNT RETURNS | RET | FC | YDS | AVG  | LONG | TD |
|--------------|-----|----|-----|------|------|----|
| B. Rainey    | 29  | 14 | 288 | 9.9  | 60   | 0  |
| BUCCANEERS   | 29  | 17 | 249 | 10.8 | 53   | 0  |
| OPPONENTS    | 27  | 15 | 140 | 5.2  | 24   | 0  |

|            |    |    |     |      |    |   |
|------------|----|----|-----|------|----|---|
| BUCCANEERS | 29 | 17 | 249 | 10.8 | 53 | 0 |
| OPPONENTS  | 27 | 15 | 140 | 5.2  | 24 | 0 |

| KICKOFF RETURNS | RET | YDS | AVG  | LONG | TD |
|-----------------|-----|-----|------|------|----|
| B. Rainey       | 19  | 469 | 24.7 | 38   | 0  |
| D. Dye          | 2   | 37  | 18.5 | 19   | 0  |

|            |    |     |      |     |   |
|------------|----|-----|------|-----|---|
| BUCCANEERS | 21 | 506 | 24.1 | 38  | 0 |
| OPPONENTS  | 35 | 882 | 25.2 | 102 | 0 |

| FIELD GOALS | 1-19 | 20-29 | 30-39 | 40-49 | 50+ | LG |
|-------------|------|-------|-------|-------|-----|----|
| C. Barth    | 0/0  | 9/9   | 8/8   | 3/6   | 3/5 | 53 |
| K. Brindza  | 0/0  | 1/2   | 2/3   | 1/3   | 2/4 | 58 |

|            |     |       |       |      |     |    |
|------------|-----|-------|-------|------|-----|----|
| BUCCANEERS | 0/0 | 10/11 | 10/11 | 4/9  | 5/9 | 58 |
| OPPONENTS  | 2/2 | 12/12 | 6/6   | 7/10 | 4/4 | 53 |

|            |     |       |       |      |     |    |
|------------|-----|-------|-------|------|-----|----|
| BUCCANEERS | 0/0 | 10/11 | 10/11 | 4/9  | 5/9 | 58 |
| OPPONENTS  | 2/2 | 12/12 | 6/6   | 7/10 | 4/4 | 53 |

| USUAL STARTING LINEUP | DEFENSE:           |     |                       |
|-----------------------|--------------------|-----|-----------------------|
| WR                    | 83 Vincent Jackson | DE  | 92 William Gholston   |
| LT                    | 76 Donovan Smith   | DT  | 93 Gerald McCoy       |
| LG                    | 70 Logan Mankins   | DT  | 97 Akeem Spence       |
| C                     | 68 Joe Hawley      | DE  | 56 Jacques Smith      |
| RG                    | 74 Ali Marpet      | SLB | 51 Danny Lansanah     |
| RT                    | 78 Gosder Cherilus | MLB | 58 Kwon Alexander     |
| TE                    | 88 Luke Stocker    | WLB | 54 Lavonte David      |
| WR                    | 13 Mike Evans      | CB  | 26 Sterling Moore     |
| QB                    | 3 Jameis Winston   | CB  | 38 Jude Adjei-Barimah |
| RB                    | 22 Doug Martin     | SS  | 23 Chris Conte        |
| FB                    | 46 Jorvorskie Lane | FS  | 30 Bradley McDougald  |

| PASSING    | ATT. | CMP. | YDS.  | CMP% | YDS/ATT | TD | TD% | INT | INT% | LONG | SK/LOST | RTG   |
|------------|------|------|-------|------|---------|----|-----|-----|------|------|---------|-------|
| J. Winston | 535  | 312  | 4,042 | 58.3 | 7.56    | 22 | 4.1 | 15  | 2.8  | 68   | 27/190  | 84.2  |
| BUCCANEERS | 535  | 312  | 4,042 | 58.3 | 7.56    | 22 | 4.1 | 15  | 2.8  | 68   | 27/190  | 84.2  |
| OPPONENTS  | 540  | 378  | 4,072 | 70.0 | 7.54    | 31 | 5.7 | 11  | 2.0  | 60t  | 38/232  | 102.5 |

| DATE  | W/L | SCORE      | OPPONENT         | ATT.   |
|-------|-----|------------|------------------|--------|
| 9/11  | W   | 31-24      | at Atlanta       | 69,382 |
| 9/18  | L   | 7-40       | at Arizona       | 64,230 |
| 9/25  | L   | 32-37      | LOS ANGELES      | 55,009 |
| 10/2  | L   | 7-27       | DENVER           | 60,375 |
| 10/10 | W   | 17-14      | at Carolina      | 73,425 |
| 10/23 | W   | 34-17      | at San Francisco | 70,178 |
| 10/30 | L   | 24-30 (OT) | OAKLAND          | 61,068 |
| 11/3  | L   | 28-43      | ATLANTA          | 57,797 |
| 11/13 | W   | 36-10      | CHICAGO          | 62,898 |
| 11/20 | W   | 19-17      | at Kansas City   | 72,277 |
| 11/27 | W   | 14-5       | SEATTLE          | 63,674 |
| 12/4  | W   | 28-21      | at San Diego     | 53,832 |
| 12/11 | W   | 16-11      | NEW ORLEANS      | 62,140 |
| 12/18 | L   | 20-26      | at Dallas        | 93,101 |
| 12/24 | L   | 24-31      | at New Orleans   | 73,177 |
| 1/1   | W   | 17-16      | CAROLINA         | 62,037 |

|                      | BUCS         | OPP        |
|----------------------|--------------|------------|
| TOTAL FIRST DOWNS    | 340          | 326        |
| Rushing              | 80           | 102        |
| Passing              | 220          | 203        |
| Penalty              | 40           | 21         |
| 3rd Down: Made/Att.  | 94/212 43.9% | 67/195     |
| 4th Down: Made/Att.  | 4/9 44.4%    | 8/10 80.0% |
| POSSESSION AVG.      | 30:32        | 29:28      |
| TOTAL NET YARDS      | 5,542        | 5,887      |
| Avg. Per Game        | 346.4        | 367.9      |
| Total Plays          | 1,066        | 1,013      |
| Avg. Per Play        | 5.2          | 5.8        |
| NET YARDS RUSHING    | 1,616        | 1,875      |
| Avg. Per Game        | 101.1        | 117.2      |
| Total Rushes         | 453          | 427        |
| NET YARDS PASSING    | 3,926        | 4,201      |
| Avg. Per Game        | 245.4        | 250.8      |
| Sacked/Yards Lost    | 35/239       | 38/234     |
| Gross Yards          | 4,165        | 4,246      |
| Att./Completions     | 578/355      | 548/347    |
| Completion Pct.      | 61.4         | 63.3       |
| Had Intercepted      | 18           | 17         |
| PUNTS/AVERAGE        | 70/45.9      | 70/44.4    |
| NET PUNTING AVERAGE  | 42.7         | 40.3       |
| PENALTIES/YARDS      | 109/926      | 121/1,061  |
| FUMBLES/FUMBLES LOST | 19/9         | 21/12      |
| TOUCHDOWNS           | 41           | 41         |
| Rushing              | 8            | 15         |
| Passing              | 29           | 24         |
| Returns              | 4            | 2          |

| BY QUARTERS | 1  | 2   | 3  | 4  | OT | TOT |
|-------------|----|-----|----|----|----|-----|
| BUCCANEERS  | 66 | 101 | 99 | 88 | 0  | 354 |
| OPPONENTS   | 78 | 114 | 96 | 75 | 0  | 369 |

| SCORING             | TD | R | P  | RT | PAT   | 2-PT. | FG    | S | PTS |
|---------------------|----|---|----|----|-------|-------|-------|---|-----|
| R. Aguayo           | 0  | 0 | 0  | 0  | 32-34 | 2     | 22-31 | 0 | 98  |
| M. Evans            | 12 | 0 | 12 | 0  | 0-0   | 0     | 0-0   | 0 | 76  |
| C. Brate            | 3  | 0 | 0  | 0  | 0-0   | 0     | 0-0   | 0 | 48  |
| D. Martin           | 3  | 0 | 0  | 0  | 0-0   | 0     | 0-0   | 0 | 18  |
| A. Humphries        | 2  | 0 | 2  | 0  | 0-0   | 1     | 0-0   | 0 | 14  |
| J. Rodgers          | 2  | 2 | 0  | 0  | 0-0   | 0     | 0-0   | 0 | 12  |
| R. Shepard          | 2  | 0 | 2  | 0  | 0-0   | 0     | 0-0   | 0 | 12  |
| C. Sims             | 2  | 1 | 1  | 0  | 0-0   | 1     | 0-0   | 0 | 12  |
| B. Myers            | 1  | 0 | 1  | 0  | 0-0   | 1     | 0-0   | 0 | 8   |
| K. Alexander        | 1  | 0 | 0  | 0  | 0-0   | 0     | 0-0   | 0 | 6   |
| P. Barber           | 1  | 1 | 0  | 0  | 0-0   | 0     | 0-0   | 0 | 6   |
| C. Conte            | 1  | 0 | 0  | 0  | 0-0   | 0     | 0-0   | 0 | 6   |
| A. Cross            | 1  | 0 | 1  | 0  | 0-0   | 0     | 0-0   | 0 | 6   |
| L. David            | 1  | 0 | 0  | 0  | 0-0   | 0     | 0-0   | 0 | 6   |
| B. Grimes           | 1  | 0 | 0  | 0  | 0-0   | 0     | 0-0   | 0 | 6   |
| F. Martino          | 1  | 0 | 1  | 0  | 0-0   | 1     | 0-0   | 0 | 6   |
| A. Seferian-Jenkins | 1  | 0 | 1  | 0  | 0-0   | 0     | 0-0   | 0 | 6   |
| J. Winston          | 1  | 1 | 0  | 0  | 0-0   | 0     | 0-0   | 0 | 6   |
| Team                | 0  | 0 | 0  | 0  | 0-0   | 0     | 0-1   | 1 | 2   |

| BUCCANEERS | 41 | 8  | 29 | 4 | 32-34 | 4-7 | 22-31 | 1 | 354 |
|------------|----|----|----|---|-------|-----|-------|---|-----|
| OPPONENTS  | 41 | 15 | 24 | 2 | 34-35 | 2-5 | 27-36 | 2 | 369 |

| RUSHING      | NO  | YDS   | AVG | LG  | TD |
|--------------|-----|-------|-----|-----|----|
| J. Rodgers   | 129 | 560   | 4.3 | 45  | 2  |
| D. Martin    | 144 | 421   | 2.9 | 17  | 3  |
| P. Barber    | 55  | 223   | 4.1 | 44t | 1  |
| J. Winston   | 53  | 165   | 3.1 | 14  | 1  |
| C. Sims      | 51  | 149   | 2.9 | 23  | 1  |
| A. Smith     | 10  | 47    | 4.7 | 8   | 0  |
| M. James     | 4   | 19    | 4.8 | 9   | 0  |
| A. Humphries | 5   | 18    | 3.6 | 8   | 0  |
| R. Shepard   | 1   | 9     | 9.0 | 9   | 0  |
| J. Huff      | 1   | 8     | 5.0 | 0   | 0  |
| BUCCANEERS   | 453 | 1,616 | 3.6 | 45  | 8  |
| OPPONENTS    | 427 | 1,875 | 4.4 | 42  | 15 |

| PASSING    | ATT. | CMP. | YDS.  | CMP% | YDS/ATT | TD | TD% | INT | INT% | LONG | SK/LOST | RTG   |
|------------|------|------|-------|------|---------|----|-----|-----|------|------|---------|-------|
| Winston    | 567  | 345  | 4,090 | 60.8 | 7.21    | 28 | 4.9 | 18  | 3.2  | 45t  | 35/239  | 86.1  |
| Glennon    | 11   | 10   | 75    | 90.9 | 6.82    | 1  | 9.1 | 0   | 0.0  | 13   | 0/0     | 125.4 |
| BUCCANEERS | 578  | 355  | 4,165 | 61.4 | 7.21    | 29 | 5.0 | 18  | 3.1  | 45t  | 35/239  | 87.0  |
| OPPONENTS  | 548  | 347  | 4,246 | 63.3 | 7.75    | 24 | 4.4 | 17  | 3.1  | 68   | 38/234  | 88.8  |

| RECEIVING           | NO  | YDS   | AVG  | LG  | TD |
|---------------------|-----|-------|------|-----|----|
| M. Evans            | 96  | 1,321 | 13.8 | 45t | 12 |
| C. Brate            | 57  | 860   | 11.6 | 38  | 2  |
| A. Humphries        | 65  | 622   | 11.3 | 42t | 2  |
| C. Sims             | 24  | 190   | 7.9  | 33  | 1  |
| R. Shepard          | 23  | 341   | 14.8 | 24  | 2  |
| V. Jackson          | 15  | 173   | 11.5 | 18  | 0  |
| D. Martin           | 14  | 134   | 9.6  | 27  | 0  |
| J. Rodgers          | 13  | 98    | 7.5  | 21  | 0  |
| C. Shorts           | 11  | 152   | 13.8 | 22  | 0  |
| F. Martino          | 8   | 142   | 17.8 | 43t | 1  |
| B. Myers            | 7   | 59    | 8.4  | 12  | 1  |
| A. Smith            | 6   | 67    | 12.8 | 30  | 0  |
| A. Cross            | 6   | 38    | 6.3  | 10  | 1  |
| P. Barber           | 5   | 28    | 5.6  | 11  | 0  |
| L. Stocker          | 5   | 23    | 4.6  | 11  | 0  |
| M. James            | 4   | 22    | 5.5  | 6   | 0  |
| A. Seferian-Jenkins | 3   | 44    | 14.7 | 30t | 1  |
| J. Huff             | 3   | 41    | 13.7 | 17  | 0  |
| BUCCANEERS          | 355 | 4,165 | 11.7 | 45t | 29 |
| OPPONENTS           | 347 | 4,246 | 12.2 | 68  | 24 |

| INTERCEPTIONS | NO | YDS | AVG  | LG  | TD |
|---------------|----|-----|------|-----|----|
| B. Grimes     | 4  | 37  | 9.3  | 31t | 1  |
| K. Tandy      | 4  | 28  | 7.0  | 28  | 0  |
| C. Conte      | 2  | 73  | 36.5 | 53  | 1  |
| B. McDougald  | 2  | 32  | 16.0 | 32  | 1  |
| K. Alexander  | 1  | 38  | 38.0 | 38t | 1  |
| A. Verner     | 1  | 19  | 16.0 | 16  | 0  |
| L. David      | 1  | 15  | 15.0 | 15t | 1  |
| V. Hargreaves | 1  | 0   | 0.0  | 0   | 0  |
| Da. Smith     | 1  | -5  | -5.0 | -5  | 0  |
| BUCCANEERS    | 17 | 234 | 13.8 | 53  | 4  |
| OPPONENTS     | 18 | 253 | 14.1 | 60t | 1  |

| TACKLES       | SOLO | ASST. | TOTAL |
|---------------|------|-------|-------|
| K. Alexander  | 108  | 37    | 145   |
| B. McDougald  | 79   | 13    | 92    |
| L. David      | 67   | 20    | 87    |
| V. Hargreaves | 68   | 8     | 76    |
| C. Conte      | 54   | 10    | 64    |

| SACKS     | SPECIAL TEAM TACKLES |                     |    |
|-----------|----------------------|---------------------|----|
| G. McCoy  | 7.0                  | J. Robinson         | 12 |
| R. Ayers  | 6.5                  | K. Tandy            | 6  |
| N. Spence | 5.4                  | C. Conte/A. Glanton | 5  |

| BUCCANEERS | 38.0 |
|------------|------|
| OPPONENTS  | 35.0 |

| PUNTING    | NO | YDS   | AVG  | NET  | TB | IN20LG | BK |
|------------|----|-------|------|------|----|--------|----|
| B. Anger   | 70 | 3,215 | 45.9 | 42.7 | 5  | 37     | 59 |
| BUCCANEERS | 70 | 3,215 | 45.9 | 42.7 | 5  | 37     | 59 |
| OPPONENTS  | 70 | 3,109 | 44.4 | 40.3 | 1  | 31     | 67 |

| PUNT RETURNS  | RET | FC | YDS | AVG | LONG | TD |
|---------------|-----|----|-----|-----|------|----|
| A. Humphries  | 24  | 22 | 237 | 9.9 | 25   | 0  |
| V. Hargreaves | 5   | 0  | 29  | 5.8 | 12   | 0  |
| BUCCANEERS    | 29  | 22 | 266 | 9.2 | 25   | 0  |
| OPPONENTS     | 24  | 29 | 128 | 5.3 | 20   | 0  |

| KICKOFF RETURNS | RET | YDS | AVG  | LONG | TD |
|-----------------|-----|-----|------|------|----|
| R. Smith        | 10  | 169 | 16.9 | 24   | 0  |
| J. Huff         | 6   | 72  | 12.0 | 26   | 0  |
| A. Humphries    | 4   | 47  | 11.8 | 17   | 0  |
| C. Shorts       | 1   | 19  | 19.0 | 19   | 0  |
| BUCCANEERS      | 21  | 307 | 14.6 | 26   | 0  |
| OPPONENTS       | 25  | 583 | 23.3 | 44   | 0  |

| FIELD GOALS | 1-19 | 20-29 | 30-39 | 40-49 | 50+  | LG |
|-------------|------|-------|-------|-------|------|----|
| R. Aguayo   | 0/0  | 5/5   | 13/15 | 4/10  | 0/1  | 43 |
| BUCCANEERS  | 0/0  | 5/5   | 13/15 | 4/10  | 0/1  | 43 |
| OPPONENTS   | 0/0  | 9/9   | 8/9   | 6/8   | 4/10 | 54 |

| USUAL STARTING LINEUP | OFFENSE:           | DEFENSE: |                     |
|-----------------------|--------------------|----------|---------------------|
| WR                    | 83 Vincent Jackson | DE       | 92 William Gholston |
| LT                    | 76 Donovan Smith   | DT       | 93 Gerald McCoy     |
| LG                    | 64 Kevin Pamphile  | DT       | 98 Clinton McDonald |
| C                     | 68 Joe Hawley      | DE       | 91 Robert Ayers     |
| RG                    | 74 Ali Marpet      | SLB      | 51 Daryl Smith      |
| RT                    | 69 Demar Dotson    | MLB      | 58 Kwon Alexander   |
| TE                    | 88 Luke Stocker    | WLB      | 54 Lavonte David    |
| WR                    | 13 Mike Evans      | CB       | 24 Brent Grimes     |
| QB                    | 3 Jameis Winston   | CB       | 28 Vernon           |
| Hargreaves            |                    |          |                     |
| RB                    | 22 Doug Martin     | SS       | 23 Chris Conte      |
| TE                    | 84 Cam Brate       | FS       | 30 Bradley          |
| McDougald             |                    |          |                     |

## 2017

## RECORD: 5-11 HEAD COACH: DIRK KOETTER

| DATE  | W/L | SCORE      | OPPONENT       | ATT.   |
|-------|-----|------------|----------------|--------|
| 9/17  | W   | 29-7       | CHICAGO        | 56,640 |
| 9/24  | L   | 17-34      | at Minnesota   | 66,390 |
| 10/1  | W   | 25-23      | N.Y. GIANTS    | 63,916 |
| 10/5  | L   | 14-19      | NEW ENGLAND    | 64,476 |
| 10/15 | L   | 33-38      | at Arizona     | 63,999 |
| 10/22 | L   | 27-30      | at Buffalo     | 68,561 |
| 10/29 | L   | 3-17       | CAROLINA       | 58,545 |
| 11/5  | L   | 10-30      | at New Orleans | 73,121 |
| 11/12 | W   | 15-10      | N.Y. JETS      | 57,911 |
| 11/19 | W   | 30-20      | at Miami       | 65,089 |
| 11/26 | L   | 20-34      | at Atlanta     | 71,036 |
| 12/3  | L   | 20-26 (OT) | at Green Bay   | 77,684 |
| 12/10 | L   | 21-24      | DETROIT        | 60,372 |
| 12/18 | L   | 21-24      | ATLANTA        | 62,382 |
| 12/24 | L   | 19-22      | at Carolina    | 71,463 |
| 12/31 | W   | 31-24      | NEW ORLEANS    | 55,376 |

|                      | BUCS    | OPP     |
|----------------------|---------|---------|
| TOTAL FIRST DOWNS    | 352     | 327     |
| Rushing              | 76      | 102     |
| Passing              | 243     | 202     |
| Penalty              | 33      | 23      |
| 3rd Down: Made/Att.  | 85/196  | 104/216 |
| 3rd Down Pct.        | 43.4%   | 48.1%   |
| 4th Down: Made/Att.  | 4/8     | 2/9     |
| 4th Down Pct.        | 50.0%   | 22.2%   |
| POSSESSION AVG.      | 29:36   | 30:24   |
| TOTAL NET YARDS      | 5,816   | 6,049   |
| Avg. Per Game        | 363.5   | 378.1   |
| Total Plays          | 1,034   | 1,011   |
| Avg. Per Play        | 5.6     | 6.0     |
| NET YARDS RUSHING    | 1,450   | 1,880   |
| Avg. Per Game        | 90.6    | 117.5   |
| Total Rushes         | 389     | 440     |
| NET YARDS PASSING    | 4,366   | 4,169   |
| Avg. Per Game        | 272.9   | 260.6   |
| Sacked/Yards Lost    | 40/241  | 22/137  |
| Gross Yards          | 4,607   | 4,306   |
| Att./Completions     | 605/378 | 549/371 |
| Completion Pct.      | 62.5    | 67.6    |
| Had Intercepted      | 14      | 13      |
| PUNTS/AVERAGE        | 66/43.3 | 59/46.4 |
| NET PUNTING AVERAGE  | 39.5    | 41.1    |
| PENALTIES/YARDS      | 104/795 | 109/937 |
| FUMBLES/FUMBLES LOST | 27/13   | 26/13   |
| TOUCHDOWNS           | 38      | 44      |
| Rushing              | 8       | 17      |
| Passing              | 26      | 22      |
| Returns              | 4       | 5       |

| BY QUARTERS | 1         | 2         | 3         | 4          | OT       | TOT        |
|-------------|-----------|-----------|-----------|------------|----------|------------|
| <b>BUCS</b> | <b>72</b> | <b>64</b> | <b>57</b> | <b>142</b> | <b>0</b> | <b>335</b> |
| OPPONENTS   | 87        | 121       | 74        | 94         | 0        | 382        |

| SCORING      | TD        | R        | P         | RT       | PAT          | 2-PT.      | FG           | S        | PTS        |
|--------------|-----------|----------|-----------|----------|--------------|------------|--------------|----------|------------|
| P. Murray    | 0         | 0        | 0         | 0        | 21-22        | 0          | 19-23        | 0        | 78         |
| C. Brate     | 6         | 0        | 6         | 0        | 0-0          | 0          | 0-0          | 0        | 36         |
| O. Howard    | 6         | 0        | 6         | 0        | 0-0          | 0          | 0-0          | 0        | 36         |
| M. Evans     | 5         | 0        | 5         | 0        | 0-0          | 1          | 0-0          | 0        | 32         |
| N. Folk      | 0         | 0        | 0         | 0        | 7-9          | 0          | 6-11         | 0        | 25         |
| D. Martin    | 3         | 3        | 0         | 0        | 0-0          | 1          | 0-0          | 0        | 20         |
| P. Barber    | 3         | 3        | 0         | 0        | 0-0          | 0          | 0-0          | 0        | 18         |
| D. Jackson   | 3         | 0        | 3         | 0        | 0-0          | 0          | 0-0          | 0        | 18         |
| L. David     | 1         | 0        | 0         | 1        | 0-0          | 0          | 0-0          | 0        | 6          |
| A. Glanton   | 1         | 0        | 0         | 1        | 0-0          | 0          | 0-0          | 0        | 6          |
| C. Godwin    | 1         | 0        | 1         | 0        | 0-0          | 0          | 0-0          | 0        | 6          |
| A. Humphries | 1         | 0        | 1         | 0        | 0-0          | 0          | 0-0          | 0        | 6          |
| I. Johnson   | 1         | 0        | 0         | 1        | 0-0          | 0          | 0-0          | 0        | 6          |
| R. McClain   | 1         | 0        | 0         | 1        | 0-0          | 0          | 0-0          | 0        | 6          |
| J. Rodgers   | 1         | 1        | 0         | 0        | 0-0          | 0          | 0-0          | 0        | 6          |
| C. Sims      | 1         | 0        | 1         | 0        | 0-0          | 0          | 0-0          | 0        | 6          |
| L. Stocker   | 1         | 0        | 1         | 0        | 0-0          | 0          | 0-0          | 0        | 6          |
| L. Wester    | 1         | 0        | 1         | 0        | 0-0          | 0          | 0-0          | 0        | 6          |
| B. Wilson    | 1         | 0        | 1         | 0        | 0-0          | 0          | 0-0          | 0        | 6          |
| J. Winston   | 1         | 1        | 0         | 0        | 0-0          | 0          | 0-0          | 0        | 6          |
| <b>BUCS</b>  | <b>38</b> | <b>8</b> | <b>26</b> | <b>4</b> | <b>28-31</b> | <b>2-7</b> | <b>25-34</b> | <b>0</b> | <b>335</b> |
| OPPONENTS    | 44        | 17       | 22        | 5        | 40-42        | 0-1        | 26-30        | 0        | 382        |

| RUSHING        | NO         | YDS          | AVG        | LG        | TD       |
|----------------|------------|--------------|------------|-----------|----------|
| P. Barber      | 108        | 423          | 3.9        | 34        | 3        |
| D. Martin      | 138        | 406          | 2.9        | 27        | 3        |
| J. Rodgers     | 64         | 243          | 3.8        | 36        | 1        |
| J. Winston     | 93         | 135          | 1.5        | 17        | 1        |
| C. Sims        | 21         | 95           | 4.5        | 21        | 0        |
| R. Fitzpatrick | 15         | 78           | 5.2        | 15        | 0        |
| D. Jackson     | 3          | 38           | 12.7       | 23        | 0        |
| B. Reedy       | 3          | 17           | 5.7        | 10        | 0        |
| B. Wilson      | 3          | 8            | 2.7        | 8         | 0        |
| A. Humphries   | 1          | 6            | 6.0        | 6         | 0        |
| <b>BUCS</b>    | <b>389</b> | <b>1,450</b> | <b>3.7</b> | <b>36</b> | <b>8</b> |
| OPPONENTS      | 440        | 1,880        | 4.3        | 69        | 17       |

| RECEIVING    | NO         | YDS          | AVG         | LG        | TD        |
|--------------|------------|--------------|-------------|-----------|-----------|
| M. Evans     | 71         | 1,001        | 14.1        | 42t       | 5         |
| A. Humphries | 61         | 631          | 10.3        | 43        | 1         |
| D. Jackson   | 50         | 668          | 13.4        | 41        | 3         |
| C. Brate     | 48         | 591          | 12.3        | 35        | 6         |
| C. Sims      | 35         | 249          | 7.1         | 25        | 1         |
| C. Godwin    | 34         | 525          | 15.4        | 70        | 1         |
| O. Howard    | 26         | 432          | 16.6        | 58t       | 6         |
| P. Barber    | 16         | 114          | 7.1         | 34        | 0         |
| D. Martin    | 9          | 84           | 9.3         | 17        | 0         |
| J. Rodgers   | 9          | 74           | 8.2         | 15        | 0         |
| F. Martino   | 5          | 96           | 19.2        | 39        | 0         |
| A. Cross     | 5          | 58           | 11.6        | 23        | 0         |
| L. Stocker   | 3          | 18           | 6.0         | 8t        | 1         |
| A. Auclair   | 2          | 25           | 12.5        | 14        | 0         |
| B. Reedy     | 2          | 21           | 10.5        | 15        | 0         |
| B. Wilson    | 1          | 18           | 18.0        | 18t       | 1         |
| L. Wester    | 1          | 2            | 2.0         | 2t        | 1         |
| <b>BUCS</b>  | <b>378</b> | <b>4,607</b> | <b>12.2</b> | <b>70</b> | <b>26</b> |
| OPPONENTS    | 371        | 4,306        | 11.6        | 61t       | 22        |

| INTERCEPTIONS | NO        | YDS        | AVG         | LG         | TD       |
|---------------|-----------|------------|-------------|------------|----------|
| K. Alexander  | 3         | 70         | 23.3        | 28         | 0        |
| B. Grimes     | 3         | 67         | 22.3        | 39         | 0        |
| R. McClain    | 3         | 53         | 17.7        | 47t        | 1        |
| J. Evans      | 3         | 28         | 9.3         | 15         | 0        |
| C. Conte      | 1         | 0          | 0.0         | 0          | 0        |
| <b>BUCS</b>   | <b>13</b> | <b>218</b> | <b>16.8</b> | <b>47t</b> | <b>1</b> |
| OPPONENTS     | 14        | 118        | 8.4         | 36         | 0        |

| TACKLES      | SOLO | ASST. | TOTAL |
|--------------|------|-------|-------|
| L. David     | 76   | 25    | 101   |
| K. Alexander | 70   | 27    | 97    |
| C. Conte     | 61   | 15    | 76    |
| K. Beckwith  | 60   | 13    | 73    |
| J. Evans     | 49   | 16    | 65    |

| SACKS       | NO          | YDS        | SPECIAL TEAM TACKLES |
|-------------|-------------|------------|----------------------|
| G. McCoy    | 6.0         | D. Bond    | 10                   |
| C. McDonald | 5.0         | K. Tandy   | 8                    |
| W. Clarke   | 2.5         | F. Martino | 7                    |
| <b>BUCS</b> | <b>22.0</b> |            |                      |
| OPPONENTS   | 40.0        |            |                      |

| PUNTING     | NO        | YDS          | AVG         | NET         | TB       | IN20LG    | BK        |          |
|-------------|-----------|--------------|-------------|-------------|----------|-----------|-----------|----------|
| B. Anger    | 65        | 2,857        | 44.0        | 39.5        | 5        | 24        | 62        | 1        |
| <b>BUCS</b> | <b>65</b> | <b>2,857</b> | <b>44.0</b> | <b>39.5</b> | <b>5</b> | <b>24</b> | <b>62</b> | <b>1</b> |
| OPPONENTS   | 59        | 2,737        | 46.4        | 41.1        | 6        | 21        | 64        | 0        |

| PUNT RETURNS | RET       | FC        | YDS        | AVG        | LONG      | TD       |
|--------------|-----------|-----------|------------|------------|-----------|----------|
| B. Reedy     | 14        | 7         | 143        | 10.2       | 44        | 0        |
| A. Humphries | 6         | 7         | 49         | 8.2        | 19        | 0        |
| <b>BUCS</b>  | <b>20</b> | <b>14</b> | <b>192</b> | <b>9.6</b> | <b>44</b> | <b>0</b> |
| OPPONENTS    | 27        | 21        | 153        | 5.7        | 40        | 0        |

| KICKOFF RETURNS | RET       | YDS        | AVG         | LONG      | TD       |
|-----------------|-----------|------------|-------------|-----------|----------|
| J. Rodgers      | 11        | 255        | 23.2        | 45        | 0        |
| B. Reedy        | 7         | 145        | 20.7        | 50        | 0        |
| C. Sims         | 2         | 32         | 16.0        | 19        | 0        |
| <b>BUCS</b>     | <b>20</b> | <b>432</b> | <b>21.6</b> | <b>50</b> | <b>0</b> |
| OPPONENTS       | 47        | 1167       | 24.8        | 106t      | 2        |

| FIELD GOALS | 1-19       | 20-29      | 30-39       | 40-49       | 50+        | LG        |
|-------------|------------|------------|-------------|-------------|------------|-----------|
| P. Murray   | 0/0        | 5/5        | 8/8         | 4/5         | 2/5        | 50        |
| N. Folk     | 0/0        | 2/2        | 1/2         | 2/5         | 1/2        | 50        |
| <b>BUCS</b> | <b>0/0</b> | <b>7/7</b> | <b>9/10</b> | <b>10/8</b> | <b>3/7</b> | <b>50</b> |
| OPPONENTS   | 0/0        | 10/10      | 7/8         | 7/10        | 2/2        | 57        |

| USUAL STARTING LINEUP | OFFENSE:          | DEFENSE: |                     |
|-----------------------|-------------------|----------|---------------------|
| WR                    | 11 DeSean Jackson | DE       | 92 William Gholston |
| LT                    | 76 Donovan Smith  | DT       | 93 Gerald McCoy     |
| LG                    | 64 Kevin Pampfile | DT       | 90 Chris Baker      |
| C                     | 74 Ali Marpet     | DE       | 91 Robert Ayers     |
| RT                    | 73 J.R. Sweezy    | MLB      | 58 Kwon Alexander   |
| RG                    | 69 Demar Dotson   | WLB      | 54 Lavonte David    |
| TE                    | 80 O.J. Howard    | CB       | 36 Robert McClain   |
| WR                    | 13 Mike Evans     | CB       | 24 Brent Grimes     |
| QB                    | 3 Jameis Winston  | CB       | 29 Ryan Smith       |
| RB                    | 22 Doug Martin    | SS       | 23 Chris Conte      |
| TE                    | 84 Cam Brate      | FS       | 21 Justin Evans     |

| PASSING     | ATT.       | CMP.       | YDS.         | CMP%        | YDS/ATT     | TD        | TD%        | INT       | INT%       | LONG      | SK/LOST       | RTG         |
|-------------|------------|------------|--------------|-------------|-------------|-----------|------------|-----------|------------|-----------|---------------|-------------|
| Winston     | 442        | 282        | 3,504        | 63.8        | 7.93        | 19        | 4.3        | 11        | 2.5        | 70        | 33/207        | 92.2        |
| Fitzpatrick | 163        | 96         | 1,103        | 58.9        | 6.77        | 7         | 4.3        | 3         | 1.8        | 41        | 7/34          | 86.0        |
| <b>BUCS</b> | <b>605</b> | <b>378</b> | <b>4,607</b> | <b>62.5</b> | <b>7.61</b> | <b>26</b> | <b>4.3</b> | <b>14</b> | <b>2.3</b> | <b>70</b> | <b>40/241</b> | <b>90.6</b> |
| OPPONENTS   | 549        | 371        | 4,306        | 67.6        | 7.84        | 22        | 4.0        | 13        | 2.4        | 61t       | 22/137        | 94.6        |

| DATE  | W/L | SCORE      | OPPONENT       | ATT.   |
|-------|-----|------------|----------------|--------|
| 9/9   | W   | 48-40      | at New Orleans | 73,038 |
| 9/16  | W   | 27-21      | PHILADELPHIA   | 56,552 |
| 9/24  | L   | 27-30      | PITTSBURGH     | 62,571 |
| 9/30  | L   | 10-48      | at Chicago     | 61,893 |
| 10/14 | L   | 29-34      | at Atlanta     | 72,665 |
| 10/21 | W   | 26-23 (OT) | CLEVELAND      | 53,682 |
| 10/28 | L   | 34-37      | at Cincinnati  | 45,134 |
| 11/4  | L   | 28-42      | at Carolina    | 73,513 |
| 11/11 | L   | 3-16       | WASHINGTON     | 52,667 |
| 11/18 | L   | 35-38      | at N.Y. Giants | 75,863 |
| 11/25 | W   | 27-9       | SAN FRANCISCO  | 50,436 |
| 12/2  | W   | 24-17      | CAROLINA       | 52,568 |
| 12/9  | L   | 14-28      | NEW ORLEANS    | 53,495 |
| 12/16 | L   | 12-20      | at Baltimore   | 70,031 |
| 12/23 | L   | 20-27      | at Dallas      | 92,851 |
| 12/30 | L   | 32-34      | ATLANTA        | 52,884 |

|                     | BUCS   | OPP    |
|---------------------|--------|--------|
| TOTAL FIRST DOWNS   | 388    | 356    |
| Rushing             | 80     | 122    |
| Passing             | 265    | 209    |
| Penalty             | 43     | 25     |
| 3rd Down: Made/Att. | 86/187 | 73/181 |
| 3rd Down Pct.       | 46.0%  | 40.3%  |
| 4th Down: Made/Att. | 9/13   | 7/14   |
| 4th Down Pct.       | 69.2%  | 50.0%  |

|                   | BUCS    | OPP     |
|-------------------|---------|---------|
| POSSESSION AVG.   | 30:14   | 29:46   |
| TOTAL NET YARDS   | 6,648   | 6,134   |
| Avg. Per Game     | 415.5   | 383.4   |
| Total Plays       | 1,055   | 998     |
| Avg. Per Play     | 6.3     | 6.1     |
| NET YARDS RUSHING | 1,523   | 1,983   |
| Avg. Per Game     | 95.2    | 123.9   |
| Total Rushes      | 389     | 426     |
| NET YARDS PASSING | 5,125   | 4,151   |
| Avg. Per Game     | 320.3   | 259.4   |
| Sacked/Yards Lost | 41/233  | 38/232  |
| Gross Yards       | 5,358   | 4,383   |
| Att./Completions  | 625/408 | 534/387 |
| Completion Pct.   | 65.3    | 72.5    |
| Had Intercepted   | 26      | 9       |

|                      | BUCS    | OPP       |
|----------------------|---------|-----------|
| PUNTS/AVERAGE        | 58/44.3 | 70/47.8   |
| NET PUNTING AVERAGE  | 38.9    | 43.2      |
| PENALTIES/YARDS      | 117/975 | 127/1,156 |
| FUMBLES/FUMBLES LOST | 23/9    | 18/8      |
| TOUCHDOWNS           | 49      | 57        |
| Rushing              | 11      | 19        |
| Passing              | 36      | 34        |
| Returns              | 2       | 4         |

| BY QUARTERS | 1  | 2   | 3  | 4   | OT | TOT |
|-------------|----|-----|----|-----|----|-----|
| BUCCANEERS  | 71 | 138 | 71 | 113 | 3  | 396 |
| OPPONENTS   | 91 | 166 | 93 | 114 | 0  | 464 |

| SCORING        | TD | R | P | RT | PAT   | 2-PT. | FG    | S | P  | TOTS |
|----------------|----|---|---|----|-------|-------|-------|---|----|------|
| C. Catanzaro   | 0  | 0 | 0 | 0  | 23-27 | 0     | 11-15 | 0 | 56 |      |
| M. Evans       | 9  | 0 | 8 | 1  | 0-0   | 0     | 0-0   | 0 | 54 |      |
| C. Godwin      | 7  | 0 | 7 | 0  | 0-0   | 1     | 0-0   | 0 | 44 |      |
| C. Santos      | 0  | 0 | 0 | 0  | 17-17 | 0     | 9-12  | 0 | 44 |      |
| P. Barber      | 6  | 5 | 1 | 0  | 0-0   | 0     | 0-0   | 0 | 36 |      |
| C. Brate       | 6  | 0 | 6 | 0  | 0-0   | 0     | 0-0   | 0 | 36 |      |
| O. Howard      | 5  | 0 | 5 | 0  | 0-0   | 0     | 0-0   | 0 | 30 |      |
| A. Humphries   | 5  | 0 | 5 | 0  | 0-0   | 0     | 0-0   | 0 | 30 |      |
| D. Jackson     | 5  | 1 | 4 | 0  | 0-0   | 0     | 0-0   | 0 | 30 |      |
| R. Fitzpatrick | 2  | 2 | 0 | 0  | 0-0   | 0     | 0-0   | 0 | 12 |      |
| J. Evans       | 1  | 0 | 0 | 1  | 0-0   | 0     | 0-0   | 0 | 6  |      |
| R. Jones       | 1  | 1 | 0 | 0  | 0-0   | 0     | 0-0   | 0 | 6  |      |
| J. Rodgers     | 1  | 1 | 0 | 0  | 0-0   | 0     | 0-0   | 0 | 6  |      |
| J. Winston     | 1  | 1 | 0 | 0  | 0-0   | 0     | 0-0   | 0 | 6  |      |

| BUCCANEERS | 49 | 11 | 36 | 2 | 40-44 | 1-5 | 20-27 | 0 | 396 |
|------------|----|----|----|---|-------|-----|-------|---|-----|
| OPPONENTS  | 57 | 19 | 34 | 4 | 51-54 | 3-3 | 21-23 | 1 | 464 |

| RUSHING        | NO  | YDS   | AVG | LG  | TD |
|----------------|-----|-------|-----|-----|----|
| P. Barber      | 234 | 871   | 3.7 | 28  | 5  |
| J. Winston     | 49  | 281   | 5.7 | 18  | 1  |
| R. Fitzpatrick | 36  | 152   | 4.2 | 18  | 2  |
| J. Rodgers     | 33  | 106   | 3.2 | 20  | 1  |
| R. Jones       | 23  | 44    | 1.9 | 9   | 1  |
| D. Jackson     | 6   | 29    | 4.8 | 14t | 1  |
| S. Wilson      | 6   | 29    | 4.8 | 9   | 0  |
| A. Humphries   | 2   | 11    | 5.5 | 7   | 0  |
| BUCCANEERS     | 389 | 1,523 | 3.9 | 28  | 11 |
| OPPONENTS      | 426 | 1,983 | 4.7 | 53  | 19 |

| PASSING     | ATT. | CMP. | YDS.  | CMP% | YDS/ATT | TD | TD% | INT | INT% | LONG | SK/LOST | RTG   |
|-------------|------|------|-------|------|---------|----|-----|-----|------|------|---------|-------|
| Winston     | 378  | 244  | 2992  | 64.6 | 7.92    | 19 | 5.0 | 14  | 3.7  | 64   | 27/157  | 90.2  |
| Fitzpatrick | 246  | 164  | 2366  | 66.7 | 9.62    | 17 | 6.9 | 12  | 4.9  | 75t  | 14/76   | 100.4 |
| Anger       | 1    | 0    | 0     | 0.0  | 0.00    | 0  | 0.0 | 0   | 0.0  | 0    | 0/0     | 39.6  |
| BUCCANEERS  | 625  | 408  | 5,358 | 65.3 | 8.57    | 36 | 5.8 | 26  | 4.2  | 75t  | 41/233  | 94.1  |
| OPPONENTS   | 534  | 387  | 4,383 | 72.5 | 8.21    | 34 | 6.4 | 9   | 1.7  | 75t  | 38/23   | 110.9 |

| RECEIVING    | NO | YDS   | AVG  | LG  | TD |
|--------------|----|-------|------|-----|----|
| M. Evans     | 86 | 1,524 | 17.7 | 72t | 8  |
| A. Humphries | 76 | 816   | 10.7 | 51  | 7  |
| C. Godwin    | 59 | 842   | 14.3 | 48  | 7  |
| D. Jackson   | 41 | 774   | 18.9 | 75t | 4  |
| J. Rodgers   | 38 | 304   | 8.0  | 24  | 0  |
| O. Howard    | 34 | 565   | 16.6 | 75t | 5  |
| C. Brate     | 30 | 289   | 9.6  | 21  | 6  |
| P. Barber    | 20 | 92    | 4.6  | 10  | 1  |
| A. Auclair   | 7  | 48    | 6.9  | 12  | 0  |
| R. Jones     | 7  | 33    | 4.7  | 15  | 0  |
| B. Wilson    | 4  | 52    | 13.0 | 25  | 0  |
| S. Wilson    | 3  | 5     | 1.7  | 5   | 0  |
| A. Cross     | 2  | 9     | 4.5  | 6   | 0  |
| L. Watson    | 1  | 5     | 5.0  | 5   | 0  |

|            |     |       |      |     |    |
|------------|-----|-------|------|-----|----|
| BUCCANEERS | 408 | 5,358 | 13.1 | 75t | 36 |
| OPPONENTS  | 387 | 4,383 | 11.3 | 75t | 34 |

| INTERCEPTIONS | NO | YDS | AVG  | LG | TD |
|---------------|----|-----|------|----|----|
| A. Adams      | 4  | 34  | 8.5  | 16 | 0  |
| J. Elliott    | 1  | 50  | 50.0 | 50 | 0  |
| A. Taylor     | 1  | 7   | 7.0  | 7  | 0  |
| I. Johnson    | 1  | 6   | 6.0  | 6  | 0  |
| J. Evans      | 1  | 0   | 0.0  | 0  | 0  |
| R. Smith      | 1  | 0   | 0.0  | 0  | 0  |

|            |    |     |      |    |   |
|------------|----|-----|------|----|---|
| BUCCANEERS | 9  | 97  | 10.8 | 50 | 0 |
| OPPONENTS  | 26 | 334 | 12.8 | 46 | 3 |

| TACKLES      | SOLO | ASST. | TOTAL |    |
|--------------|------|-------|-------|----|
| L. David     | 94   | 26    | 120   |    |
| J. Whitehead |      | 61    | 15    | 76 |
| J. Evans     | 43   | 16    | 59    |    |
| A. Taylor    | 38   | 19    | 57    |    |
| B. Grimes    | 42   | 6     | 48    |    |

| SACKS          | SPECIAL TEAM TACKLES |           |           |   |
|----------------|----------------------|-----------|-----------|---|
| J. Pierre-Paul | 12.5                 |           | J. Watson | 6 |
| C. Nassib      | 6.5                  | R. Smith  | 5         |   |
| G. McCoy       | 6.0                  | B. Wilson | 5         |   |

|            |      |  |  |  |
|------------|------|--|--|--|
| BUCCANEERS | 38.0 |  |  |  |
| OPPONENTS  | 41.0 |  |  |  |

| PUNTING    | NO | YDS   | AVG  | NET  | TB | IN20LG | BK |   |
|------------|----|-------|------|------|----|--------|----|---|
| B. Anger   | 57 | 2,567 | 45.0 | 38.9 | 4  | 15     | 64 | 1 |
| BUCCANEERS | 58 | 2,567 | 44.3 | 38.4 | 4  | 15     | 64 | 1 |
| OPPONENTS  | 70 | 3,347 | 47.8 | 43.2 | 8  | 26     | 79 | 0 |

| PUNT RETURNS | RET | FC | YDS | AVG | LONG | TD |
|--------------|-----|----|-----|-----|------|----|
| A. Humphries | 21  | 15 | 139 | 6.6 | 16   | 0  |
| D. Jackson   | 5   | 0  | 24  | 4.8 | 11   | 0  |

|            |    |    |     |     |    |   |
|------------|----|----|-----|-----|----|---|
| BUCCANEERS | 26 | 15 | 163 | 6.3 | 16 | 0 |
| OPPONENTS  | 27 | 16 | 231 | 8.6 | 32 | 0 |

| KICKOFF RETURNS | RET | YDS | AVG  | LONG | TD |
|-----------------|-----|-----|------|------|----|
| B. Wilson       | 10  | 284 | 28.4 | 38   | 0  |
| D. Ogunbowale   | 7   | 137 | 19.6 | 25   | 0  |
| S. Wilson       | 7   | 122 | 17.4 | 29   | 0  |
| J. Rodgers      | 3   | 52  | 17.3 | 21   | 0  |
| A. Auclair      | 2   | 19  | 9.5  | 10   | 0  |
| A. Humphries    | 2   | 17  | 8.5  | 13   | 0  |

|            |    |     |      |    |   |
|------------|----|-----|------|----|---|
| BUCCANEERS | 31 | 631 | 20.4 | 38 | 0 |
| OPPONENTS  | 34 | 714 | 21.0 | 40 | 0 |

| FIELD GOALS | 1-19 | 20-29 | 30-39 | 40-49 | 50+ | LG |
|-------------|------|-------|-------|-------|-----|----|
| Catanzaro   | 0/0  | 3/3   | 7/8   | 0/3   | 1/1 | 59 |
| Santos      | 0/0  | 2/2   | 4/4   | 3/5   | 0/1 | 45 |
| BUCCANEERS  | 0/0  | 5/5   | 11/12 | 3/8   | 1/2 | 59 |
| OPPONENTS   | 0/0  | 4/4   | 7/7   | 6/8   | 4/4 | 59 |

| USUAL STARTING LINEUP | OFFENSE: |  |  | DEFENSE: |  |  |
|-----------------------|----------|--|--|----------|--|--|
|-----------------------|----------|--|--|----------|--|--|

|    |    |                |     |    |                   |
|----|----|----------------|-----|----|-------------------|
| WR | 11 | DeSean Jackson | DE  | 94 | Carl Nassib       |
| LT | 76 | Donovan Smith  | DT  | 93 | Gerald McCoy      |
| LG | 74 | Ali Marpet     | DE  | 50 | Vita Vea          |
| C  | 66 | Ryan Jensen    | DE  | 90 | Jason Pierre-Paul |
| RT | 77 | Caleb Benenoch | MLB | 53 | Adarius Taylor    |
| RG | 69 | Demar Dotson   | WLB | 54 | Lavonte David     |
| TE | 80 | O.J. Howard    | CB  | 36 | Robert McClain    |
| WR | 13 | Mike Evans     | CB  | 24 | Brent Grimes      |
| QB | 3  | Jameis Winston | CB  | 33 | Carlton Davis III |
| RB | 25 | Peyton Barber  | SS  | 31 | Jordan Whitehead  |
| WR | 10 | Adam Humphries | FS  | 21 | Justin Evans      |





| DATE  | W/L | SCORE | OPPONENT       | ATT    |
|-------|-----|-------|----------------|--------|
| 9/13  | L   | 23-34 | at New Orleans | ---    |
| 9/20  | W   | 31-17 | CAROLINA       | ---    |
| 9/27  | W   | 28-10 | at Denver      | 5,226  |
| 10/4  | W   | 38-31 | L.A. CHARGERS  | 6,383  |
| 10/8  | L   | 19-20 | at Chicago     | ---    |
| 10/18 | W   | 38-10 | GREEN BAY      | 15,540 |
| 10/25 | W   | 45-20 | at Las Vegas   | ---    |
| 11/2  | W   | 25-23 | at N.Y. Giants | ---    |
| 11/8  | L   | 3-38  | NEW ORLEANS    | 15,740 |
| 11/15 | W   | 46-23 | at Carolina    | 5,815  |
| 11/23 | L   | 24-27 | L.A. RAMS      | 15,730 |
| 11/29 | L   | 24-27 | KANSAS CITY    | 15,950 |
| 12/13 | W   | 26-14 | MINNESOTA      | 16,031 |
| 12/20 | W   | 31-27 | at Atlanta     | 10,703 |
| 12/26 | W   | 47-7  | at Detroit     | ---    |
| 1/3   | W   | 44-27 | ATLANTA        | 16,009 |

**PLAYOFFS**

|      |   |       |             |        |
|------|---|-------|-------------|--------|
| 1/9  | W | 31-23 | WASHINGTON  | ---    |
| 1/17 | W | 30-20 | NEW ORLEANS | 3,750  |
| 1/24 | W | 31-26 | GREEN BAY   | 7,772  |
| 2/7  | W | 31-9  | Kansas City | 24,835 |

|                      | BUCS    | OPP     |
|----------------------|---------|---------|
| TOTAL FIRST DOWNS    | 364     | 319     |
| Rushing              | 82      | 78      |
| Passing              | 238     | 215     |
| Penalty              | 44      | 26      |
| 3rd Down: Made/Att.  | 83/191  | 82/205  |
| 3rd Down Pct.        | 43.5%   | 40.0%   |
| 4th Down: Made/Att.  | 8/14    | 14/25   |
| 4th Down Pct.        | 57.1%   | 56.0%   |
| POSSESSION AVG.      | 28:54   | 31:06   |
| TOTAL NET YARDS      | 6145    | 5234    |
| AVG. Per Game        | 384.1   | 327.1   |
| Total Rushes         | 1017    | 1023    |
| AVG. Per Play        | 6.0     | 5.1     |
| NET YARDS RUSHING    | 1519    | 1289    |
| AVG. Per Game        | 94.9    | 80.6    |
| Total Rushes         | 359     | 358     |
| NET YARDS PASSING    | 4626    | 3945    |
| AVG. Per Game        | 289.1   | 246.6   |
| Sacked/Yards Lost    | 22/150  | 48/366  |
| Gross Yards          | 4776    | 4311    |
| Att./Completions     | 626/410 | 617/426 |
| Completion Pct.      | 65.5    | 69.0    |
| Had Intercepted      | 12      | 15      |
| PUNTS/AVERAGE        | 55/45.2 | 66/44.8 |
| NET PUNTING AVERAGE  | 40.2    | 41.5    |
| PENALTIES/YARDS      | 84/715  | 95/1015 |
| FUMBLES/FUMBLES LOST | 12/5    | 20/10   |
| TOUCHDOWNS           | 59      | 42      |
| Rushing              | 16      | 10      |
| Passing              | 42      | 29      |
| Returns              | 1       | 3       |

| BY QUARTERS | 1   | 2   | 3   | 4   | OT | TOT |
|-------------|-----|-----|-----|-----|----|-----|
| BUCCANEERS  | 88  | 157 | 112 | 135 | 0  | 492 |
| OPPONENTS   | 100 | 117 | 77  | 61  | 0  | 355 |

| SCORING    | TD | R  | P  | RT | PAT   | 2-PT. | FG    | S | PTS |
|------------|----|----|----|----|-------|-------|-------|---|-----|
| Succop     | 0  | 0  | 0  | 0  | 52-57 | 0     | 28-31 | 0 | 136 |
| Evans      | 13 | 0  | 13 | 0  | 0-0   | 0     | 0-0   | 0 | 78  |
| Jones      | 8  | 7  | 1  | 0  | 0-0   | 0     | 0-0   | 0 | 48  |
| Godwin     | 7  | 0  | 7  | 0  | 0-0   | 0     | 0-0   | 0 | 42  |
| Gronkowski | 7  | 0  | 7  | 0  | 0-0   | 0     | 0-0   | 0 | 42  |
| Fournette  | 6  | 6  | 0  | 0  | 0-0   | 0     | 0-0   | 0 | 36  |
| Brown      | 4  | 0  | 4  | 0  | 0-0   | 0     | 0-0   | 0 | 24  |
| Brady      | 3  | 3  | 0  | 0  | 0-0   | 0     | 0-0   | 0 | 18  |
| Miller     | 3  | 0  | 3  | 0  | 0-0   | 0     | 0-0   | 0 | 18  |
| Brate      | 2  | 0  | 2  | 0  | 0-0   | 0     | 0-0   | 0 | 12  |
| Howard     | 2  | 0  | 2  | 0  | 0-0   | 0     | 0-0   | 0 | 12  |
| Johnson    | 2  | 0  | 2  | 0  | 0-0   | 0     | 0-0   | 0 | 12  |
| Dean       | 1  | 0  | 0  | 1  | 0-0   | 0     | 0-0   | 0 | 6   |
| Vaughn     | 1  | 0  | 1  | 0  | 0-0   | 0     | 0-0   | 0 | 6   |
| Barrett    | 0  | 0  | 0  | 0  | 0-0   | 1     | 2     | 0 | 2   |
| BUCCANEERS | 59 | 16 | 42 | 1  | 52-57 | 0     | 28-31 | 1 | 492 |
| OPPONENTS  | 42 | 10 | 29 | 3  | 38-39 | 1     | 21-26 | 0 | 355 |

| TACKLES         | SOLO | ASST. | TOTAL |
|-----------------|------|-------|-------|
| D. White        | 97   | 43    | 140   |
| L. David        | 82   | 35    | 117   |
| A. Winfield Jr. | 61   | 30    | 91    |
| J. Whitehead    | 53   | 21    | 74    |
| C. Davis III    | 52   | 16    | 68    |

| PASSING    | ATT. | CMP. | YDS. | CMP% | YDS/ATT | TD | TD%  | INT | INT% | LONG | SK/LOST | RTG   |
|------------|------|------|------|------|---------|----|------|-----|------|------|---------|-------|
| Brady      | 610  | 401  | 4633 | 65.7 | 7.60    | 40 | 6.6  | 12  | 2.0  | 50   | 21/143  | 102.2 |
| Gabbert    | 16   | 9    | 143  | 56.3 | 8.94    | 2  | 12.5 | 0   | 0.0  | 35   | 1/7     | 125.8 |
| BUCCANEERS | 626  | 410  | 4776 | 65.5 | 7.63    | 42 | 6.7  | 12  | 1.9  | 50   | 22/150  | 102.8 |
| OPPONENTS  | 617  | 426  | 4311 | 69.0 | 6.99    | 29 | 4.7  | 15  | 2.4  | 75t  | 48/366  | 94.3  |

| RUSHING   | NO  | YDS | AVG  | LG  | TD |
|-----------|-----|-----|------|-----|----|
| Jones     | 192 | 978 | 5.1  | 98t | 7  |
| Fournette | 97  | 367 | 3.8  | 46t | 6  |
| Vaughn    | 26  | 109 | 4.2  | 19  | 0  |
| McCoy     | 10  | 31  | 3.1  | 14  | 0  |
| Gabbert   | 9   | 16  | 1.8  | 16  | 0  |
| Miller    | 3   | 14  | 4.7  | 7   | 0  |
| Brady     | 30  | 6   | 0.2  | 4   | 3  |
| Brown     | 2   | -2  | -1.0 | 1   | 0  |

|            |     |       |     |     |    |
|------------|-----|-------|-----|-----|----|
| BUCCANEERS | 369 | 1,519 | 4.1 | 98t | 16 |
| OPPONENTS  | 358 | 1,289 | 3.6 | 62  | 10 |

| RECEIVING  | NO | YDS  | AVG  | LG  | TD |
|------------|----|------|------|-----|----|
| Evans      | 70 | 1006 | 14.4 | 50  | 13 |
| Godwin     | 65 | 840  | 12.9 | 47  | 7  |
| Gronkowski | 45 | 623  | 13.8 | 48  | 7  |
| Brady      | 45 | 483  | 10.7 | 46t | 4  |
| Fournette  | 36 | 233  | 6.5  | 20  | 0  |
| S. Miller  | 33 | 501  | 15.2 | 48t | 3  |
| Brate      | 28 | 282  | 10.1 | 25  | 2  |
| Jones      | 28 | 165  | 5.9  | 37t | 1  |
| McCoy      | 15 | 101  | 6.7  | 15  | 0  |
| Johnson    | 12 | 169  | 14.1 | 35  | 2  |
| Howard     | 11 | 146  | 13.3 | 33  | 2  |
| Watson     | 7  | 94   | 13.4 | 36  | 0  |
| Mickens    | 7  | 58   | 8.3  | 11  | 0  |
| Vaughn     | 5  | 34   | 6.8  | 13  | 1  |
| Hudson     | 3  | 41   | 13.7 | 20  | 0  |

|            |     |       |      |     |    |
|------------|-----|-------|------|-----|----|
| BUCCANEERS | 410 | 4,776 | 11.6 | 50  | 42 |
| OPPONENTS  | 426 | 4,311 | 10.1 | 75t | 29 |

| INTERCEPTIONS  | NO | YDS | AVG  | LG  | TD |
|----------------|----|-----|------|-----|----|
| Davis          | 4  | 42  | 10.5 | 34  | 0  |
| Edwards        | 2  | 67  | 33.5 | 37  | 0  |
| Pierre-Paul    | 2  | 15  | 7.5  | 15  | 0  |
| Whitehead      | 2  | 2   | 1.0  | 2   | 0  |
| Dean           | 1  | 32  | 32.0 | 32t | 1  |
| Winfield       | 1  | 16  | 16.0 | 16  | 0  |
| H. Miller      | 1  | 2   | 2.0  | 2   | 0  |
| Murphy-Bunting | 1  | 0   | 0.0  | 0   | 0  |
| David          | 1  | -5  | -5.0 | -5  | 0  |

|            |    |     |      |     |   |
|------------|----|-----|------|-----|---|
| BUCCANEERS | 15 | 171 | 11.4 | 37  | 1 |
| OPPONENTS  | 12 | 254 | 21.2 | 78t | 2 |

| SACKS          | SPECIAL TEAM TACKLES |                   |   |
|----------------|----------------------|-------------------|---|
| J. Pierre-Paul | 9.5                  | J. Watson         | 6 |
| D. White       | 9.0                  | R. Smith          | 4 |
| S. Barrett     | 8.0                  | S. Murphy-Bunting | 4 |

|            |      |  |  |  |  |
|------------|------|--|--|--|--|
| BUCCANEERS | 48.0 |  |  |  |  |
| OPPONENTS  | 22.0 |  |  |  |  |

| PUNTING    | NO | YDS  | AVG  | NET  | TB | IN20LG | BK |   |
|------------|----|------|------|------|----|--------|----|---|
| B. Pinion  | 55 | 2486 | 45.2 | 40.2 | 2  | 19     | 62 | 0 |
| BUCCANEERS | 55 | 2486 | 45.2 | 40.2 | 2  | 19     | 62 | 0 |
| OPPONENTS  | 66 | 2956 | 44.8 | 41.5 | 2  | 27     | 67 | 1 |

| PUNT RETURNS | RET | FC | YDS | AVG | LONG | TD |
|--------------|-----|----|-----|-----|------|----|
| Mickens      | 16  | 12 | 99  | 6.2 | 14   | 0  |
| Barner       | 13  | 0  | 75  | 5.8 | 21   | 0  |
| Brown        | 1   | 2  | 2   | 0.0 | 2    | 0  |

|            |    |    |     |      |     |   |
|------------|----|----|-----|------|-----|---|
| BUCCANEERS | 30 | 14 | 176 | 5.9  | 21  | 0 |
| OPPONENTS  | 23 | 15 | 236 | 10.3 | 74t | 1 |

| KICKOFF RETURNS | RET | YDS | AVG  | LONG | TD |
|-----------------|-----|-----|------|------|----|
| Mickens         | 14  | 340 | 24.3 | 34   | 0  |
| Barner          | 7   | 167 | 23.9 | 33   | 0  |
| Grayson         | 1   | 20  | 20.0 | 20   | 0  |
| Watson          | 2   | 19  | 9.5  | 13   | 0  |
| Edwards         | 1   | 0   | 0.0  | 0    | 0  |

|            |    |     |      |    |   |
|------------|----|-----|------|----|---|
| BUCCANEERS | 25 | 546 | 21.8 | 34 | 0 |
| OPPONENTS  | 14 | 471 | 33.6 | 98 | 0 |

| FIELD GOALS | 1-19 | 20-29 | 30-39 | 40-49 | 50+ | LG |
|-------------|------|-------|-------|-------|-----|----|
| Succop      | 1-1  | 10-10 | 9-9   | 7-9   | 1-2 | 50 |
| BUCCANEERS  | 1-1  | 10-10 | 9-9   | 7-9   | 1-2 | 50 |
| OPPONENTS   | 1-1  | 6-6   | 7-8   | 4-7   | 3-4 | 56 |

| USUAL STARTING LINEUP | OFFENSE:           | DEFENSE: |                         |
|-----------------------|--------------------|----------|-------------------------|
| WR                    | 14 Chris Godwin    | DL       | 92 William Gholston     |
| LT                    | 76 Donovan Smith   | DL       | 93 Ndamukong Suh        |
| LG                    | 74 Al Marpet       | DT       | 56 Rakeem-Nunz-Roches   |
| C                     | 66 Ryan Jensen     | OLB      | 58 Shaquil Barrett      |
| RT                    | 65 Alex Cappa      | ILB      | 54 Lavonte David        |
| RG                    | 78 Tristan Wirfs   | ILB      | 45 Devon White          |
| TE                    | 87 Rob Gronkowski  | OLB      | 90 Jason Pierre-Paul    |
| WR                    | 13 Mike Evans      | CB       | 24 Carlton Davis III    |
| QB                    | 12 Tom Brady       | CB       | 23 Sean Murphy-Bunting  |
| RB                    | 27 Ronald Jones II | S        | 33 Jordan Whitehead     |
| WR                    | 81 Antonio Brown   | S        | 31 Antoine Winfield Jr. |

**2021**

**RECORD: 13-4 HEAD COACH: BRUCE ARIANS**

| DATE  | W/L | SCORE      | OPPONENT        | ATT.   |
|-------|-----|------------|-----------------|--------|
| 9/9   | W   | 31-29      | DALLAS          | 65,566 |
| 9/19  | W   | 48-25      | ATLANTA         | 63,694 |
| 9/26  | L   | 24-34      | at LA Rams      | 63,694 |
| 10/3  | W   | 19-17      | at New England  | 65,878 |
| 10/10 | W   | 45-17      | MIAMI           | 65,570 |
| 10/14 | W   | 28-22      | at Philadelphia | 69,796 |
| 10/24 | W   | 38-3       | CHICAGO         | 65,635 |
| 10/31 | L   | 27-36      | at New Orleans  | 69,170 |
| 11/14 | L   | 19-29      | at Washington   | 52,128 |
| 11/22 | W   | 30-10      | NY GIANTS       | 65,643 |
| 11/28 | W   | 38-31      | at Indianapolis | 66,140 |
| 12/5  | W   | 30-17      | at Atlanta      | 69,366 |
| 12/12 | W   | 33-27 (OT) | BUFFALO         | 65,655 |
| 12/19 | L   | 0-9        | NEW ORLEANS     | 65,744 |
| 12/26 | W   | 32-6       | at Carolina     | 71,918 |
| 1/2   | W   | 28-24      | at NY Jets      | 72,243 |
| 1/9   | W   | 41-17      | CAROLINA        | 65,473 |

| PLAYOFFS |   |       |              |        |
|----------|---|-------|--------------|--------|
| 1/16     | W | 31-15 | PHILADELPHIA | 65,077 |
| 1/23     | L | 27-30 | LA RAMS      | 65,597 |

|                      | BUCS    | OPP     |
|----------------------|---------|---------|
| TOTAL FIRST DOWNS    | 404     | 344     |
| Rushing              | 106     | 94      |
| Passing              | 273     | 214     |
| Penalty              | 25      | 36      |
| 3rd Down: Made/Att.  | 105/223 | 87/226  |
| 3rd Down Pct.        | 47.1%   | 38.5%   |
| 4th Down: Made/Att.  | 9/16    | 13/28   |
| 4th Down Pct.        | 56.3%   | 46.4%   |
| POSSESSION AVG.      | 30:21   | 29:39   |
| TOTAL NET YARDS      | 6,901   | 5,635   |
| Avg. Per Game        | 405.9   | 331.5   |
| Total Plays          | 1,139   | 1,093   |
| Avg. Per Play        | 6.1     | 5.2     |
| NET YARDS RUSHING    | 1,672   | 1,573   |
| Avg. Per Game        | 98.4    | 92.5    |
| Total Rushes         | 385     | 366     |
| NET YARDS PASSING    | 5,229   | 4,062   |
| Avg. Per Game        | 307.6   | 238.9   |
| Sacked/Yards Lost    | 23/154  | 47/285  |
| Gross Yards          | 5,383   | 4,347   |
| Att./Completions     | 731/492 | 680/445 |
| Completion Pct.      | 67.3%   | 65.4%   |
| Had Intercepted      | 12      | 17      |
| PUNTS/AVERAGE        | 62/42.0 | 70/44.6 |
| NET PUNTING AVERAGE  | 38.4    | 40.5    |
| PENALTIES/YARDS      | 97/874  | 79/635  |
| FUMBLES/FUMBLES LOST | 12/7    | 24/12   |
| TOUCHDOWNS           | 63      | 39      |
| Rushing              | 18      | 11      |
| Passing              | 43      | 26      |
| Returns              | 2       | 2       |

| BY QUARTERS | 1   | 2   | 3   | 4   | OT | TOT |
|-------------|-----|-----|-----|-----|----|-----|
| BUCCANEERS  | 107 | 155 | 114 | 129 | 0  | 511 |
| OPPONENTS   | 70  | 119 | 87  | 77  | 0  | 353 |

| SCORING       | TD | R  | P  | RT  | PAT   | 2-PT  | FG    | S     | PTS |     |
|---------------|----|----|----|-----|-------|-------|-------|-------|-----|-----|
| R. Succop     | 0  | 0  | 0  | 0   | 0     | 56/59 | 0     | 25/30 | 0   | 131 |
| M. Evans      | 14 | 0  | 14 | 0   | 0-0   | 0     | 0-0   | 0     | 84  | 60  |
| L. Fournette  | 8  | 5  | 0  | 0-0 | 0     | 0-0   | 0     | 0     | 60  | 60  |
| C. Godwin     | 6  | 1  | 5  | 0   | 0-0   | 0     | 0-0   | 0     | 36  | 60  |
| R. Gronkowski | 6  | 0  | 6  | 0   | 0-0   | 0     | 0-0   | 0     | 36  | 60  |
| C. Brate      | 4  | 0  | 4  | 0   | 0-0   | 0     | 0-0   | 0     | 24  | 60  |
| A. Brown      | 4  | 0  | 4  | 0   | 0-0   | 0     | 0-0   | 0     | 24  | 60  |
| R. Jones      | 4  | 0  | 4  | 0   | 0-0   | 0     | 0-0   | 0     | 24  | 60  |
| G. Bernard    | 3  | 0  | 3  | 0   | 0-0   | 0     | 0-0   | 0     | 18  | 60  |
| T. Brady      | 2  | 2  | 0  | 0   | 0-0   | 0     | 0-0   | 0     | 12  | 60  |
| M. Edwards    | 2  | 0  | 0  | 0   | 0-0   | 0     | 0-0   | 0     | 12  | 60  |
| C. Grayson    | 2  | 0  | 0  | 0   | 0-0   | 0     | 0-0   | 0     | 12  | 60  |
| K. Vaughn     | 2  | 0  | 0  | 0   | 0-0   | 0     | 0-0   | 0     | 12  | 60  |
| L. Bell       | 2  | 0  | 1  | 0   | 0-0   | 0     | 0-0   | 0     | 8   | 60  |
| O. Howard     | 1  | 1  | 0  | 0   | 0-0   | 0     | 0-0   | 0     | 6   | 60  |
| S. Miller     | 1  | 1  | 0  | 0   | 0-0   | 0     | 0-0   | 0     | 6   | 60  |
| B. Perriman   | 1  | 0  | 0  | 0   | 0-0   | 0     | 0-0   | 0     | 6   | 60  |
| B. Pinion     | 0  | 0  | 0  | 0   | 0-0   | 0     | 0-0   | 0     | 0   | 60  |
| BUCCANEERS    | 63 | 18 | 43 | 2   | 56/59 | 1     | 25/31 | 0     | 511 |     |
| OPPONENTS     | 39 | 11 | 26 | 2   | 34/36 | 2     | 27/31 | 0     | 353 |     |

| TACKLES         | SOLO | ASST. | TOTAL |
|-----------------|------|-------|-------|
| D. White        | 37   | 41    | 128   |
| L. David        | 63   | 34    | 97    |
| A. Winfield Jr. | 58   | 28    | 86    |
| J. Whitehead    | 58   | 16    | 74    |
| J. Dean         | 43   | 9     | 52    |

| SACKS      | SPECIAL TEAM TACKLES |             |      |
|------------|----------------------|-------------|------|
| S. Barrett | 10.0                 | G. Stuard   | 11   |
| N. Suh     | 6.0                  | R. Cockrell | 8    |
| A. Nelson  | 5.0                  | K. Minter   | 7    |
| BUCCANEERS | 47.0                 | OPPONENTS   | 23.0 |

| PASSING    | ATT. | CMP. | YDS. | CMP% | YDS/ATT | TD | TD% | INT | INT% | LONG | SK/LOST | RTG   |
|------------|------|------|------|------|---------|----|-----|-----|------|------|---------|-------|
| Brady      | 719  | 485  | 5316 | 67.5 | 7.39    | 43 | 6.0 | 12  | 1.7  | 62t  | 22/144  | 102.1 |
| Gabbert    | 11   | 7    | 67   | 63.6 | 6.09    | 0  | 0.0 | 0   | 0.0  | 23   | 1/10    | 80.5  |
| Fournette  | 1    | 0    | 0    | 0.0  | 0.00    | 0  | 0.0 | 0   | 0.0  | 0    | 0/0     | 39.6  |
| BUCCANEERS | 731  | 492  | 5383 | 67.3 | 7.36    | 43 | 5.9 | 12  | 1.6  | 62t  | 23/154  | 101.6 |
| OPPONENTS  | 680  | 445  | 4347 | 65.4 | 6.39    | 26 | 3.8 | 17  | 2.5  | 75t  | 27/285  | 85.6  |

| RUSHING      | NO  | YDS | AVG  | LG  | TD |
|--------------|-----|-----|------|-----|----|
| L. Fournette | 180 | 812 | 4.5  | 47t | 8  |
| R. Jones II  | 101 | 426 | 4.2  | 30  | 4  |
| K. Vaughn    | 36  | 180 | 5.0  | 55t | 2  |
| T. Brady     | 28  | 81  | 2.9  | 13  | 2  |
| G. Bernard   | 8   | 58  | 7.3  | 24  | 0  |
| S. Miller    | 8   | 43  | 21.5 | 33t | 1  |
| C. Godwin    | 4   | 21  | 5.3  | 9   | 1  |
| L. Bell      | 8   | 18  | 2.3  | 7   | 0  |
| C. Grayson   | 1   | 14  | 14.0 | 14  | 0  |
| J. Darden    | 1   | 11  | 11.0 | 11  | 0  |
| M. Evans     | 1   | 10  | 10.0 | 6   | 0  |
| A. Brown     | 1   | 6   | 6.0  | 6   | 0  |
| K. Warner    | 4   | 0   | 0.0  | 0   | 0  |
| B. Perriman  | 1   | -3  | -3.0 | -3  | 0  |
| B. Gabbert   | 9   | -7  | -0.8 | 0   | 0  |

|            |     |       |     |     |    |
|------------|-----|-------|-----|-----|----|
| BUCCANEERS | 385 | 1,672 | 4.3 | 55t | 18 |
| OPPONENTS  | 366 | 1,573 | 4.3 | 55  | 11 |

| RECEIVING     | NO | YDS  | AVG  | LG  | TD |
|---------------|----|------|------|-----|----|
| C. Godwin     | 98 | 1103 | 11.3 | 44  | 5  |
| M. Evans      | 74 | 1035 | 14.0 | 46  | 14 |
| L. Fournette  | 69 | 494  | 7.2  | 23  | 2  |
| R. Gronkowski | 55 | 802  | 14.6 | 42  | 6  |
| A. Brown      | 42 | 545  | 13.0 | 62t | 4  |
| T. Johnson    | 36 | 360  | 10.0 | 31  | 4  |
| C. Brate      | 30 | 245  | 8.2  | 18  | 4  |
| G. Bernard    | 23 | 123  | 5.3  | 32  | 3  |
| O. Howard     | 14 | 135  | 9.6  | 21  | 1  |
| B. Perriman   | 11 | 167  | 15.2 | 58t | 2  |
| C. Grayson    | 10 | 212  | 21.2 | 62  | 2  |
| R. Jones II   | 10 | 64   | 6.4  | 15  | 0  |
| J. Darden     | 6  | 43   | 7.2  | 29  | 0  |
| S. Miller     | 5  | 38   | 7.6  | 13  | 0  |
| L. Bell       | 4  | 31   | 7.8  | 15  | 1  |
| K. Vaughn     | 4  | 26   | 6.5  | 8   | 0  |
| D. Velde      | 1  | 0    | 0.0  | 0   | 0  |

|            |     |       |      |     |    |
|------------|-----|-------|------|-----|----|
| BUCCANEERS | 492 | 5,383 | 10.9 | 62t | 43 |
| OPPONENTS  | 445 | 4,347 | 9.8  | 75t | 26 |

| INTERCEPTIONS | NO | YDS | AVG  | LG  | TD |
|---------------|----|-----|------|-----|----|
| M. Edwards    | 3  | 46  | 15.3 | 31t | 2  |
| A. Winfield   | 2  | 30  | 15.0 | 30  | 0  |
| J. Whitehead  | 2  | 24  | 12.0 | 17  | 0  |
| J. Dean       | 2  | 8   | 4.0  | 8   | 0  |
| P. Desir      | 2  | 0   | 0.0  | 0   | 0  |
| D. Delaney    | 1  | 26  | 26.0 | 26  | 0  |
| C. Davis III  | 1  | 25  | 25.0 | 25  | 0  |
| A. Adams      | 1  | 17  | 17.0 | 17  | 0  |
| S. Barrett    | 1  | 3   | 3.0  | 3   | 0  |
| S. McLendon   | 1  | 0   | 0.0  | 0   | 0  |
| R. Sherman    | 1  | 0   | 0.0  | 0   | 0  |

|            |    |     |      |     |   |
|------------|----|-----|------|-----|---|
| BUCCANEERS | 17 | 177 | 10.4 | 31t | 2 |
| OPPONENTS  | 12 | 201 | 16.8 | 66  | 2 |

| PUNTING       | NO | YDS  | AVG  | NET  | TB | IN20LG | BK |   |
|---------------|----|------|------|------|----|--------|----|---|
| B. Pinion     | 56 | 2378 | 42.5 | 38.9 | 2  | 23     | 65 | 0 |
| S. Hofrichter | 6  | 227  | 37.8 | 34.2 | 0  | 3      | 45 | 0 |
| BUCCANEERS    | 62 | 2605 | 42.0 | 38.4 | 2  | 26     | 65 | 0 |
| OPPONENTS     | 70 | 3124 | 44.6 | 40.5 | 2  | 31     | 63 | 0 |

| PUNT RETURNS | RET | FC | YDS | AVG | LONG | TD |
|--------------|-----|----|-----|-----|------|----|
| J. Darden    | 19  | 5  | 142 | 7.5 | 43   | 0  |
| J. Mickens   | 8   | 2  | 54  | 6.8 | 14   | 0  |
| K. Barber    | 6   | 1  | 47  | 7.8 | 20   | 0  |
| G. Bernard   | 2   | 2  | 7   | 3.5 | 6    | 0  |

|            |    |    |     |     |    |   |
|------------|----|----|-----|-----|----|---|
| BUCCANEERS | 35 | 10 | 250 | 7.1 | 43 | 0 |
| OPPONENTS  | 23 | 21 | 184 | 8.0 | 34 | 0 |

| KICKOFF RETURNS | RET | YDS | AVG  | LONG | TD |
|-----------------|-----|-----|------|------|----|
| J. Darden       | 18  | 359 | 19.9 | 34   | 0  |
| J. Mickens      | 5   | 129 | 25.8 | 41   | 0  |
| G. Bernard      | 3   | 53  | 17.7 | 19   | 0  |
| S. Miller       | 1   | 9   | 9.0  | 19   | 0  |
| K. Vaughn       | 1   | 15  | 15.0 | 15   | 0  |
| T. Johnson      | 1   | 10  | 10.0 | 10   | 0  |
| C. Grayson      | 1   | 7   | 7.0  | 7    | 0  |

|            |    |     |      |    |   |
|------------|----|-----|------|----|---|
| BUCCANEERS | 30 | 592 | 19.7 | 41 | 0 |
| OPPONENTS  | 25 | 665 | 26.6 | 72 | 0 |

| FIELD GOALS | 1-19 | 20-29 | 30-39 | 40-49 | 50+ | LG |
|-------------|------|-------|-------|-------|-----|----|
| Succop      | 0-0  | 11-11 | 7-8   | 7-10  | 0-1 | 48 |
| Pinion      | 0-0  | 0-0   | 0-0   | 0-0   | 0-1 | -  |
| BUCCANEERS  | 0-0  | 11-11 | 7-8   | 7-10  | 0-1 | 48 |
| OPPONENTS   | 0-0  | 14-14 | 7-8   | 5-6   | 1-3 | 51 |

| USUAL STARTING LINEUP | OFFENSE:            | DEFENSE: |                         |
|-----------------------|---------------------|----------|-------------------------|
| WR                    | 14 Chris Godwin     | DL       | 92 William Gholston     |
| LT                    | 76 Donovan Smith    | DL       | 93 Ndamukong Suh        |
| LG                    | 74 Ali Marpet       | DL       | 90 Vita Vea             |
| C                     | 66 Ryan Jensen      | OLB      | 58 Shaquil Barrett      |
| RG                    | 65 Alex Cappa       | ILB      | 54 Lavonte David        |
| RT                    | 78 Tristan Wirfs    | ILB      | 45 Devin White          |
| TE                    | 87 Rob Gronkowski   | OLB      | 90 Jason Pierre-Paul    |
| WR                    | 13 Mike Evans       | CB       | 24 Carlton Davis III    |
| QB                    | 12 Tom Brady        | CB       | 23 Sean Murphy-Bunting  |
| RB                    | 7 Leonard Fournette | S        | 33 Jordan Whitehead     |
| TE                    | 80 O.J. Howard      | S        | 31 Antoine Winfield Jr. |

| DATE  | W/L | SCORE      | OPPONENT         | ATT    |
|-------|-----|------------|------------------|--------|
| 9/11  | W   | 19-3       | at Dallas        | 93,797 |
| 9/18  | W   | 20-10      | at New Orleans   | 70,040 |
| 9/25  | L   | 12-14      | GREEN BAY        | 69,197 |
| 10/2  | L   | 31-41      | KANSAS CITY      | 68,348 |
| 10/9  | W   | 21-15      | ATLANTA          | 68,299 |
| 10/16 | L   | 18-20      | at Pittsburgh    | 67,307 |
| 10/23 | L   | 9-21       | at Carolina      | 71,941 |
| 10/27 | L   | 22-27      | BALTIMORE        | 68,812 |
| 11/6  | W   | 16-13      | L.A. RAMS        | 69,019 |
| 11/13 | W   | 21-16      | SEATTLE (Munich) | 69,811 |
| 11/27 | L   | 17-23 (OT) | at Cleveland     | 67,431 |
| 12/5  | W   | 17-16      | NEW ORLEANS      | 68,709 |
| 12/11 | L   | 7-35       | at San Francisco | 71,725 |
| 12/18 | L   | 23-34      | CINCINNATI       | 69,305 |
| 12/25 | W   | 19-16 (OT) | at Arizona       | 63,393 |
| 1/1   | W   | 30-24      | CAROLINA         | 69,298 |
| 1/8   | L   | 17-30      | at Atlanta       | 69,276 |

**PLAYOFFS**

|      |   |       |        |        |
|------|---|-------|--------|--------|
| 1/16 | L | 14-31 | DALLAS | 69,145 |
|------|---|-------|--------|--------|

|                             | BUCS    | OPP     |
|-----------------------------|---------|---------|
| <b>TOTAL FIRST DOWNS</b>    | 346     | 314     |
| Rushing                     | 79      | 103     |
| Passing                     | 240     | 186     |
| Penalty                     | 27      | 25      |
| 3rd Down: Made/Att.         | 92/246  | 87/236  |
| 3rd Down Pct.               | 37.4%   | 36.9%   |
| 4th Down: Made/Att.         | 15/27   | 14/24   |
| 4th Down Pct.               | 55.6%   | 58.3%   |
| <b>POSSESSION AVG.</b>      | 29:12   | 30:48   |
| <b>TOTAL NET YARDS</b>      | 5,894   | 5,513   |
| Avg. Per Game               | 346.7   | 324.3   |
| Total Plays                 | 1,159   | 1,073   |
| Avg. Per Play               | 5.1     | 5.1     |
| <b>NET YARDS RUSHING</b>    | 1,308   | 2,052   |
| Avg. Per Game               | 76.9    | 120.7   |
| Total Rushes                | 386     | 458     |
| <b>NET YARDS PASSING</b>    | 4,586   | 3,461   |
| Avg. Per Game               | 269.8   | 203.6   |
| Sacked/Yards Lost           | 22/160  | 45/331  |
| Grass Yards                 | 4,746   | 3,792   |
| Att./Completions            | 751/499 | 570/364 |
| Completion Pct.             | 66.4%   | 63.9%   |
| Had Intercepted             | 10      | 10      |
| <b>PUNTS/AVERAGE</b>        | 79/48.8 | 88/48.8 |
| NET PUNTING AVERAGE         | 41.6    | 43.5    |
| <b>PENALTIES/YARDS</b>      | 99/793  | 97/863  |
| <b>FUMBLES/FUMBLES LOST</b> | 17/12   | 25/10   |
| <b>TOUCHDOWNS</b>           | 32      | 41      |
| Rushing                     | 5       | 12      |
| Passing                     | 26      | 29      |
| Returns                     | 1       | 0       |

| BY QUARTERS       | 1  | 2  | 3  | 4   | OT | TOT |
|-------------------|----|----|----|-----|----|-----|
| <b>BUCCANEERS</b> | 51 | 96 | 45 | 118 | 3  | 313 |
| <b>OPPONENTS</b>  | 74 | 82 | 80 | 116 | 6  | 358 |

| SCORING           | TD | R  | P  | RT | PAT   | 2-PT. | FG    | S | PTS |
|-------------------|----|----|----|----|-------|-------|-------|---|-----|
| Succop            | 0  | 0  | 0  | 0  | 24/25 | 0     | 31/38 | 0 | 117 |
| Evans             | 6  | 0  | 6  | 0  | 0/0   | 0     | 0/0   | 0 | 36  |
| Fournette         | 6  | 3  | 3  | 0  | 0/0   | 0     | 0/0   | 0 | 36  |
| Gage Jr.          | 5  | 0  | 5  | 0  | 0/0   | 1     | 0/0   | 0 | 32  |
| Godwin            | 3  | 0  | 3  | 0  | 0/0   | 0     | 0/0   | 0 | 20  |
| R. White          | 3  | 1  | 2  | 0  | 0/0   | 0     | 0/0   | 0 | 18  |
| Jones             | 2  | 0  | 2  | 0  | 0/0   | 0     | 0/0   | 0 | 12  |
| Otton             | 2  | 0  | 2  | 0  | 0/0   | 0     | 0/0   | 0 | 12  |
| Brady             | 1  | 1  | 0  | 0  | 0/0   | 0     | 0/0   | 0 | 6   |
| Edwards           | 1  | 0  | 0  | 1  | 0/0   | 0     | 0/0   | 0 | 6   |
| Kieft             | 1  | 0  | 1  | 0  | 0/0   | 0     | 0/0   | 0 | 6   |
| Perriman          | 1  | 0  | 1  | 0  | 0/0   | 0     | 0/0   | 0 | 6   |
| Rudolph           | 1  | 0  | 1  | 0  | 0/0   | 0     | 0/0   | 0 | 6   |
| <b>BUCCANEERS</b> | 32 | 5  | 26 | 1  | 24/25 | 2-7   | 31/38 | 0 | 313 |
| <b>OPPONENTS</b>  | 41 | 12 | 29 | 0  | 36/36 | 2/4   | 24/27 | 0 | 358 |

| TACKLES         | SOLO | ASST. | TOTAL |
|-----------------|------|-------|-------|
| L. David        | 80   | 44    | 124   |
| D. White        | 73   | 51    | 124   |
| M. Edwards      | 52   | 30    | 82    |
| A. Winfield Jr. | 64   | 16    | 80    |
| C. Davis III    | 52   | 11    | 63    |

| SACKS     | SPECIAL TEAM TACKLES |             |    |
|-----------|----------------------|-------------|----|
| V. Veal   | 6.5                  | K. Kieft    | 11 |
| A. Nelson | 5.5                  | Z. McCollum | 8  |
| D. White  | 5.5                  | C. Otton    | 7  |

|                   |      |
|-------------------|------|
| <b>BUCCANEERS</b> | 44.0 |
| <b>OPPONENTS</b>  | 22.0 |

| PASSING           | ATT. | CMP. | YDS.  | CMP% | YDS/ATT | TD | TD%  | INT | INT%  | LONG | SK/LOST | RTG   |
|-------------------|------|------|-------|------|---------|----|------|-----|-------|------|---------|-------|
| Brady             | 733  | 490  | 4,694 | 66.8 | 6.40    | 25 | 3.4  | 9   | 1.2   | 63t  | 22/160  | 90.7  |
| Gabbert           | 8    | 6    | 29    | 75.0 | 3.63    | 1  | 12.5 | 0   | 0.0   | 13   | 0/0     | 119.3 |
| Trask             | 9    | 3    | 23    | 33.3 | 2.56    | 0  | 0.0  | 0   | 0.0   | 9    | 0/0     | 42.4  |
| Fournette         | 1    | 0    | 0     | 0.0  | 0.00    | 0  | 0.0  | 1   | 100.0 | 0    | 0/0     | 0.0   |
| <b>BUCCANEERS</b> | 751  | 499  | 4,746 | 66.4 | 6.32    | 26 | 3.5  | 10  | 1.3   | 63t  | 22/160  | 89.8  |
| <b>OPPONENTS</b>  | 570  | 364  | 3,792 | 63.9 | 6.65    | 29 | 5.1  | 10  | 1.8   | 69t  | 45/331  | 92.7  |

| RUSHING   | NO  | YDS | AVG  | LG | TD |
|-----------|-----|-----|------|----|----|
| Fournette | 189 | 668 | 3.5  | 23 | 3  |
| R. White  | 129 | 481 | 3.7  | 35 | 1  |
| Vaughn    | 17  | 53  | 3.1  | 12 | 0  |
| Jones     | 5   | 45  | 9.0  | 15 | 0  |
| Bernard   | 8   | 28  | 3.5  | 8  | 0  |
| Thompkins | 2   | 26  | 13.0 | 17 | 0  |
| Miller    | 1   | 8   | 8.0  | 8  | 0  |
| Godwin    | 3   | 5   | 1.7  | 2  | 0  |
| Darden    | 1   | 2   | 2.0  | 2  | 0  |
| Brady     | 29  | -1  | -0.0 | 2  | 1  |
| Perriman  | 2   | -7  | -3.5 | 0  | 0  |

|                   |     |       |     |    |    |
|-------------------|-----|-------|-----|----|----|
| <b>BUCCANEERS</b> | 386 | 1,308 | 3.4 | 35 | 5  |
| <b>OPPONENTS</b>  | 458 | 2,052 | 4.5 | 60 | 12 |

| RECEIVING | NO  | YDS   | AVG  | LG  | TD |
|-----------|-----|-------|------|-----|----|
| Godwin    | 104 | 1,023 | 9.8  | 44  | 3  |
| Evans     | 77  | 1,124 | 14.6 | 63t | 6  |
| Fournette | 73  | 525   | 7.2  | 44  | 3  |
| Gage Jr.  | 51  | 426   | 8.4  | 23  | 5  |
| R. White  | 50  | 290   | 5.8  | 20  | 2  |
| Otton     | 42  | 391   | 9.3  | 35  | 2  |
| Jones     | 24  | 299   | 12.5 | 48  | 2  |
| Miller    | 23  | 185   | 8.0  | 23  | 0  |
| Brate     | 20  | 174   | 8.7  | 21  | 0  |
| Perriman  | 9   | 110   | 12.2 | 28t | 1  |
| Kieft     | 7   | 80    | 11.4 | 19  | 1  |
| Thompkins | 5   | 32    | 6.4  | 13  | 0  |
| Beasley   | 4   | 17    | 4.3  | 5   | 0  |
| Rudolph   | 3   | 28    | 9.3  | 12  | 1  |
| Vaughn    | 3   | 19    | 6.3  | 11  | 0  |
| Darden    | 2   | 26    | 13.0 | 25  | 0  |
| Bernard   | 2   | -1    | -0.5 | 6   | 0  |

|                   |     |       |      |     |    |
|-------------------|-----|-------|------|-----|----|
| <b>BUCCANEERS</b> | 499 | 4,746 | 9.5  | 63t | 26 |
| <b>OPPONENTS</b>  | 364 | 3,792 | 10.4 | 69t | 29 |

| INTERCEPTIONS  | NO | YDS | AVG  | LG  | TD |
|----------------|----|-----|------|-----|----|
| Edwards        | 2  | 68  | 34.0 | 68t | 1  |
| Murphy-Bunting | 2  | 33  | 16.5 | 33  | 0  |
| Dean           | 2  | 24  | 12.0 | 24  | 0  |
| Winfield Jr.   | 1  | 15  | 15.0 | 15  | 0  |
| Davis III      | 1  | 0   | 0.0  | 0   | 0  |
| Neal           | 1  | 0   | 0.0  | 0   | 0  |
| Ryan           | 1  | 0   | 0.0  | 0   | 0  |

|                   |    |     |      |     |   |
|-------------------|----|-----|------|-----|---|
| <b>BUCCANEERS</b> | 10 | 140 | 14.0 | 68t | 1 |
| <b>OPPONENTS</b>  | 10 | 80  | 8.0  | 39  | 0 |

| PUNTING           | NO | YDS   | AVG  | NET  | TB | IN20 | LG | BK |
|-------------------|----|-------|------|------|----|------|----|----|
| J. Camarda        | 79 | 3,859 | 48.8 | 41.6 | 10 | 22   | 74 | 0  |
| <b>BUCCANEERS</b> | 79 | 3,859 | 48.8 | 41.6 | 10 | 22   | 74 | 0  |
| <b>OPPONENTS</b>  | 88 | 4,297 | 48.8 | 43.5 | 4  | 39   | 68 | 0  |

| PUNT RETURNS      | RET | FC | YDS | AVG  | LONG | TD |
|-------------------|-----|----|-----|------|------|----|
| Darden            | 31  | 18 | 330 | 10.6 | 24   | 0  |
| Thompkins         | 6   | 10 | 61  | 10.2 | 14   | 0  |
| Delaney           | 1   | 0  | 0   | 0.0  | 0    | 0  |
| <b>BUCCANEERS</b> | 38  | 28 | 391 | 10.3 | 24   | 0  |
| <b>OPPONENTS</b>  | 32  | 21 | 374 | 11.7 | 42   | 0  |

| KICKOFF RETURNS   | RET | YDS | AVG  | LONG | TD |
|-------------------|-----|-----|------|------|----|
| Thompkins         | 12  | 263 | 21.9 | 54   | 0  |
| R. White          | 11  | 244 | 22.2 | 30   | 0  |
| Darden            | 3   | 67  | 22.3 | 25   | 0  |
| Bernard           | 1   | 14  | 14.0 | 14   | 0  |
| Kieft             | 1   | 7   | 7.0  | 7    | 0  |
| <b>BUCCANEERS</b> | 28  | 595 | 21.3 | 54   | 0  |
| <b>OPPONENTS</b>  | 34  | 878 | 25.8 | 89   | 0  |

| FIELD GOALS       | 1-19 | 20-29 | 30-39 | 40-49 | 50+ | LG |
|-------------------|------|-------|-------|-------|-----|----|
| Succop            | 0-0  | 10-11 | 7-8   | 12-12 | 2-7 | 54 |
| <b>BUCCANEERS</b> | 0-0  | 10-11 | 7-8   | 12-12 | 2-7 | 54 |
| <b>OPPONENTS</b>  | 0-0  | 7-7   | 6-7   | 4-4   | 7-9 | 56 |

| USUAL STARTING LINEUP | OFFENSE:            | DEFENSE: |                         |
|-----------------------|---------------------|----------|-------------------------|
| WR                    | 14 Chris Godwin     | DL       | 92 William Gholston     |
| LT                    | 76 Donovan Smith    | DL       | 96 Akiem Hicks          |
| LG                    | 60 Nick Leverett    | DT       | 50 Vita Veal            |
| C                     | 70 Robert Hainsey   | OLB      | 58 Shaquill Barrett     |
| RG                    | 69 Shaq Mason       | ILB      | 54 Lavonte David        |
| RT                    | 78 Tristan Wirfs    | ILB      | 45 Devin White          |
| TE                    | 88 Cade Otton       | OLB      | 9 Joe Tryon-Shoyinka    |
| TE                    | 41 Ko Kieft         | CB       | 24 Carlton Davis III    |
| QB                    | 13 Mike Evans       | CB       | 35 Jamal Dean           |
| WR                    | 12 Tom Brady        | S        | 32 Mike Edwards         |
| RB                    | 7 Leonard Fournette | S        | 31 Antoine Winfield Jr. |

2023

RECORD: 9-8

HEAD COACH: TODD BOWLES

| DATE  | W/L | SCORE | OPPONENT         | ATT.   |
|-------|-----|-------|------------------|--------|
| 9/10  | W   | 20-17 | at Minnesota     | 66,741 |
| 9/17  | W   | 27-17 | CHICAGO          | 62,976 |
| 9/25  | L   | 11-25 | PHILADELPHIA     | 65,426 |
| 10/1  | W   | 26-9  | at New Orleans   | 70,003 |
| 10/15 | L   | 6-20  | DETROIT          | 65,854 |
| 10/22 | L   | 13-16 | ATLANTA          | 62,620 |
| 10/26 | L   | 18-24 | at Buffalo       | 70,416 |
| 11/5  | L   | 37-39 | at Houston       | 70,785 |
| 11/12 | W   | 20-6  | TENNESSEE        | 62,725 |
| 11/19 | L   | 14-27 | at San Francisco | 71,607 |
| 11/26 | L   | 20-27 | at Indianapolis  | 64,407 |
| 12/3  | W   | 21-18 | CAROLINA         | 62,432 |
| 12/10 | W   | 29-25 | at Atlanta       | 69,496 |
| 12/17 | W   | 34-20 | at Green Bay     | 77,275 |
| 12/24 | W   | 30-12 | JACKSONVILLE     | 62,547 |
| 12/31 | L   | 13-23 | NEW ORLEANS      | 65,471 |
| 1/7   | W   | 9-0   | at Carolina      | 69,010 |

| PLAYOFFS |   |       |              |        |
|----------|---|-------|--------------|--------|
| 1/15     | W | 32-9  | PHILADELPHIA | 63,397 |
| 1/21     | L | 23-31 | at Detroit   | 66,201 |

|                      | BUCS    | OPP     |
|----------------------|---------|---------|
| TOTAL FIRST DOWNS    | 300     | 337     |
| Rushing              | 79      | 101     |
| Passing              | 188     | 213     |
| Penalty              | 33      | 23      |
| 3rd Down: Made/Att.  | 98/236  | 99/225  |
| 3rd Down Pct.        | 41.5%   | 40.9%   |
| 4th Down: Made/Att.  | 12/18   | 12/25   |
| 4th Down Pct.        | 66.7%   | 48.0%   |
| POSSESSION AVG.      | 29:25   | 30:35   |
| TOTAL NET YARDS      | 5,321   | 5,852   |
| Avg. Per Game        | 313.0   | 344.2   |
| Total Plays          | 1,047   | 1,081   |
| Avg. Per Play        | 5.1     | 5.4     |
| NET YARDS RUSHING    | 1,509   | 1,620   |
| Avg. Per Game        | 88.8    | 95.3    |
| Total Rushes         | 439     | 422     |
| NET YARDS PASSING    | 3,812   | 4,232   |
| Avg. Per Game        | 224.2   | 248.9   |
| Sacked/Yards Lost    | 40/232  | 48/336  |
| Gross Yards          | 4,044   | 4,568   |
| Att./Completions     | 568/364 | 611/404 |
| Completion Pct.      | 64.1%   | 66.1%   |
| Had Intercepted      | 10      | 13      |
| PUNTS/AVERAGE        | 77/50.1 | 65/46.9 |
| NET PUNTING AVERAGE  | 42.4    | 42.4    |
| PENALTIES/YARDS      | 100/751 | 93/762  |
| FUMBLES/FUMBLES LOST | 21/8    | 26/13   |
| TOUCHDOWNS           | 37      | 34      |
| Rushing              | 8       | 11      |
| Passing              | 28      | 23      |
| Returns              | 1       | 0       |

| BY QUARTERS | 1  | 2   | 3  | 4   | OT | TOT |
|-------------|----|-----|----|-----|----|-----|
| BUCCANEERS  | 42 | 120 | 71 | 115 | 0  | 348 |
| OPPONENTS   | 70 | 86  | 81 | 88  | 0  | 325 |

| SCORING       | TD | R  | P  | RT    | PAT   | 2-PT. | FG    | S   | PTS |
|---------------|----|----|----|-------|-------|-------|-------|-----|-----|
| C. McLaughlin | 0  | 0  | 0  | 0     | 33/33 | 0     | 29/31 | 0   | 120 |
| M. Evans      | 13 | 0  | 13 | 0     | 0-0   | 0     | 0-0   | 0   | 78  |
| R. White      | 9  | 0  | 3  | 0     | 0-0   | 0     | 0-0   | 0   | 54  |
| C. Otton      | 3  | 0  | 0  | 0     | 0-0   | 1     | 0-0   | 0   | 26  |
| C. Godwin     | 3  | 1  | 2  | 0     | 0-0   | 1     | 0-0   | 0   | 20  |
| T. Palmer     | 3  | 0  | 3  | 0     | 0-0   | 0     | 0-0   | 0   | 18  |
| S. Barrett    | 1  | 0  | 0  | 0     | 0-0   | 0     | 0-0   | 0   | 6   |
| K. Kieft      | 1  | 0  | 0  | 0     | 0-0   | 0     | 0-0   | 0   | 6   |
| B. Mayfield   | 1  | 0  | 0  | 0     | 0-0   | 0     | 0-0   | 0   | 6   |
| D. Moore      | 1  | 0  | 1  | 0     | 0-0   | 0     | 0-0   | 0   | 6   |
| D. Thompkins  | 1  | 0  | 0  | 0     | 0-0   | 0     | 0-0   | 0   | 6   |
| P. O'Connor   | 0  | 0  | 0  | 0     | 0-0   | 0     | 0-1   | 2   | 2   |
| BUCCANEERS 37 | 8  | 28 | 1  | 33-33 | 2-4   | 29-31 | 1     | 348 |     |
| OPPONENTS 34  | 11 | 23 | 0  | 26-26 | 3-8   | 29-36 | 0     | 325 |     |

| TACKLES         | SOLO | ASST. | TOTAL |
|-----------------|------|-------|-------|
| L. David        | 86   | 47    | 133   |
| A. Winfield Jr. | 76   | 46    | 122   |
| D. White        | 49   | 34    | 83    |
| R. Neal         | 50   | 25    | 75    |
| Z. McCollum     | 45   | 19    | 64    |

| SACKS           | SPECIAL TEAM TACKLES |                          |    |
|-----------------|----------------------|--------------------------|----|
| V. Diaby        | 7.5                  | J. Hayes                 | 14 |
| A. Winfield Jr. | 6.0                  | K. Britt                 | 10 |
| V. Vea          | 5.5                  | K. Kieft/K. Merriweather | 7  |

|            |      |
|------------|------|
| BUCCANEERS | 47.0 |
| OPPONENTS  | 40.0 |

| PASSING        | ATT. | CMP.  | YDS.  | CMP% | YDS/ATT | TD  | TD% | INT | INT% | LONG   | SK/LOST | RTG  |
|----------------|------|-------|-------|------|---------|-----|-----|-----|------|--------|---------|------|
| B. Mayfield    | 566  | 364   | 4,044 | 64.3 | 7.14    | 28  | 4.9 | 10  | 1.8  | 75t    | 40/232  | 94.6 |
| C. Godwin      | 1    | 0     | 0     | 0.0  | 0.00    | 0   | 0.0 | 0   | 0.0  | 0      | 0/0     | 39.6 |
| Trask          | 1    | 0     | 0     | 0.0  | 0.00    | 0   | 0.0 | 0   | 0.0  | 0      | 0/0     | 39.6 |
| BUCCANEERS 568 | 364  | 4,044 | 64.1  | 7.12 | 28      | 4.9 | 10  | 1.8 | 75t  | 40/232 | 94.2    |      |
| OPPONENTS      | 611  | 404   | 4,568 | 66.1 | 7.48    | 23  | 3.8 | 13  | 2.1  | 76t    | 48/336  | 92.0 |

| RUSHING      | NO  | YDS | AVG  | LG | TD |
|--------------|-----|-----|------|----|----|
| R. White     | 272 | 990 | 3.6  | 38 | 6  |
| C. Edmonds   | 49  | 176 | 3.6  | 21 | 0  |
| B. Mayfield  | 62  | 163 | 2.6  | 31 | 1  |
| D. Thompkins | 8   | 56  | 7.0  | 17 | 0  |
| K. Vaughn    | 24  | 42  | 1.8  | 9  | 0  |
| C. Godwin    | 4   | 38  | 9.5  | 7  | 1  |
| S. Tucker    | 15  | 23  | 1.5  | 7  | 0  |
| T. Palmer    | 3   | 22  | 7.3  | 13 | 0  |
| R. Jarrett   | 1   | 0   | 0.0  | 0  | 0  |
| K. Trask     | 1   | -1  | -1.0 | -1 | 0  |

|            |     |       |     |    |    |
|------------|-----|-------|-----|----|----|
| BUCCANEERS | 439 | 1,509 | 3.4 | 38 | 87 |
| OPPONENTS  | 422 | 1,620 | 3.8 | 29 | 11 |

| RECEIVING    | NO | YDS   | AVG  | LG  | TD |
|--------------|----|-------|------|-----|----|
| C. Godwin    | 83 | 1,024 | 12.3 | 47t | 2  |
| M. Evans     | 79 | 1,255 | 15.9 | 75t | 13 |
| R. White     | 64 | 549   | 8.6  | 43t | 3  |
| C. Otton     | 47 | 455   | 9.7  | 27  | 4  |
| T. Palmer    | 39 | 385   | 9.9  | 54  | 3  |
| D. Thompkins | 17 | 83    | 4.9  | 26  | 1  |
| C. Edmonds   | 14 | 81    | 5.8  | 14  | 0  |
| D. Moore     | 5  | 94    | 18.8 | 52t | 1  |
| P. Durham    | 5  | 58    | 11.6 | 25  | 0  |
| R. Jarrett   | 4  | 60    | 15.0 | 41  | 0  |
| S. Tucker    | 2  | 9     | 4.5  | 6   | 0  |
| K. Vaughn    | 2  | 2     | 1.0  | 3   | 0  |
| D. Wells     | 2  | -10   | -5.0 | 1   | 0  |
| K. Kieft     | 1  | 2     | 2.0  | 2t  | 1  |
| R. Hainsey   | 0  | -3    | 0.0  | -3  | 0  |

|            |     |       |      |     |    |
|------------|-----|-------|------|-----|----|
| BUCCANEERS | 384 | 4,044 | 11.1 | 75t | 28 |
| OPPONENTS  | 404 | 4,568 | 11.3 | 76t | 23 |

| INTERCEPTIONS | NO | YDS | AVG  | LG | TD |
|---------------|----|-----|------|----|----|
| A. Winfield   | 3  | 28  | 9.3  | 28 | 0  |
| D. White      | 2  | 36  | 18.0 | 26 | 0  |
| C. Izien      | 2  | 18  | 9.0  | 14 | 0  |
| D. Delaney    | 2  | 4   | 2.0  | 4  | 0  |
| C. Davis III  | 2  | 3   | 1.5  | 3  | 0  |
| S. Barrett    | 1  | 4   | 4.0  | 4t | 1  |
| W. Gholston   | 1  | 0   | 0.0  | 0  | 0  |
| BUCCANEERS    | 13 | 93  | 7.2  | 28 | 1  |
| OPPONENTS     | 10 | 28  | 2.8  | 18 | 0  |

| PUNTING    | NO | YDS   | AVG  | NET  | TB | IN20LG | BK |   |
|------------|----|-------|------|------|----|--------|----|---|
| J. Camarda | 77 | 3,854 | 50.1 | 41.8 | 9  | 26     | 74 | 0 |
| BUCCANEERS | 77 | 3,854 | 50.1 | 41.8 | 9  | 26     | 74 | 0 |
| OPPONENTS  | 65 | 3,051 | 46.9 | 42.4 | 3  | 20     | 65 | 0 |

| PUNT RETURNS | RET | FC | YDS | AVG  | LONG | TD |
|--------------|-----|----|-----|------|------|----|
| D. Thompkins | 25  | 18 | 234 | 9.4  | 51   | 0  |
| BUCCANEERS   | 25  | 18 | 234 | 9.4  | 51   | 0  |
| OPPONENTS    | 38  | 10 | 455 | 12.0 | 52   | 0  |

| KICKOFF RETURNS | RET | YDS | AVG  | LONG | TD |
|-----------------|-----|-----|------|------|----|
| D. Thompkins    | 16  | 327 | 20.4 | 32   | 0  |
| BUCCANEERS      | 16  | 327 | 20.4 | 32   | 0  |
| OPPONENTS       | 26  | 491 | 18.9 | 31   | 0  |

| FIELD GOALS | 1-19 | 20-29 | 30-39 | 40-49 | 50+  | LG |
|-------------|------|-------|-------|-------|------|----|
| McLaughlin  | 0-0  | 8-8   | 12-12 | 2-3   | 7-8  | 57 |
| BUCCANEERS  | 0-0  | 8-8   | 12-12 | 2-3   | 7-8  | 57 |
| OPPONENTS   | 0-0  | 9-9   | 13-13 | 4-4   | 3-10 | 52 |

| USUAL STARTING LINEUP |                  |     |                         |
|-----------------------|------------------|-----|-------------------------|
| OFFENSE:              | DEFENSE:         |     |                         |
| WR                    | 13 Mike Evans    | DL  | 50 Vita Vea             |
| LT                    | 78 Tristan Wirfs | DL  | 94 Calijah Kancey       |
| LG                    | 64 Aaron Stinnie | OLB | 0 Yaya Diaby            |
| C                     | 70 R. Hainsey    | LB  | 54 Lavonte David        |
| RG                    | 69 C. Mauch      | LB  | 45 Devin White          |
| RT                    | 67 L. Goedeke    | OLB | 58 Shaq Barrett         |
| TE                    | 88 C. Otton      | CB  | 27 Yunus McCollum       |
| WR                    | 13 Mike Evans    | CB  | 24 Carlton Davis III    |
| QB                    | 6 Baker Mayfield | CB  | 35 Jamel Dean           |
| RB                    | 1 Rachaad White  | S   | 31 Antoine Winfield Jr. |
| TE                    | 10 Trey Palmer   | S   | 25 Ryan Neal            |

# BUCCANEERS PLAYOFF HISTORY

## 1979 NFC DIVISIONAL PLAYOFF GAME



### TAMPA BAY 24, PHILADELPHIA 17 DECEMBER 29, 1979 TAMPA STADIUM (71,402)



**TAMPA** - The first foray into the postseason was a successful one for the Tampa Bay franchise, which reached the playoffs in just its fourth year of existence. After winning the NFC Central with a 10-6 record, the Buccaneers faced Philadelphia in the Divisional Playoff round after the Eagles had downed Chicago a week earlier. Tampa Bay used a stingy defense (227 yards allowed) and the relentless running of Ricky Bell to prevail 24-17 in front of a home crowd of 71,402. The Buccaneers opened the game with a methodical 18-play, 80-yard march that drained over nine minutes off the clock. On his way to a 142-yard rushing performance, Bell ran on exactly half of the drive's plays, gaining 37 yards on nine totes, including a four-yard scoring burst around right end. Neither team advanced significantly on its next possession, but Philadelphia moved into field goal range early in the second quarter. After a successful fake field goal run was nullified by a delay-of-game penalty on the Eagles, K Tony Franklin came up short on a 52-yard attempt. Taking over at its own 35, Tampa Bay saw a 25-yard run by Bell called back due to holding but immediately compensated with a 34-yard pass from QB Doug Williams to WR Larry Mucker. Williams later fired a 26-yard pass to WR Isaac Hagins and an apparent TD toss to TE Jimmie Giles, but Giles was ruled to not have possession and the Bucs settled for a 40-yard field goal. Before the intermission, Tampa Bay was able to extend its lead to 17 thanks to a big play by the defense. NT Randy Crowder's fumble recovery at the Eagles' four-yard line just two plays after Tampa Bay's field goal set up a second Buccaneer touchdown, though it took four plays to cover that short distance. After an incomplete pass and two Bell runs for three yards, Buccaneer Head Coach John McKay elected to send Bell through the line one more time on fourth down and the third-year back followed a block by left tackle Darryl Carlton to reach paydirt. Philadelphia did manage to get on the board before halftime when LB Jerry Robinson intercepted a Williams pass at the Buccaneers' 48 and returned it 37 yards to the 11. Two plays later, Jaworski hooked up with WR Charles Smith in the end zone to cut the Buc lead to 17-7. Philly then opened the third quarter with a 45-yard field goal drive aided by WR Harold Carmichael's tackle-breaking 39-yard reception and concluded by Franklin's 42-yard kick. The Bucs and Eagles then traded two more punts each to run out the period. On its second possession of the fourth quarter, Tampa Bay got what proved to be the decisive points when Williams hit Giles on a three-yard scoring pass that capped a 57-yard drive. Bell provided the key play of the march with a 26-yard run around left tackle



on third-and-two from the Philadelphia 49. Philadelphia answered on its next possession with a gritty 80-yard drive, twice keeping possession on fourth-down completions by QB Ron Jaworski. After a 13-yarder to Smith on fourth-and-11 from the 50-yard line, Jaworski then found Carmichael for a 37-yard TD. Following an unsuccessful onside-kick attempt, Philadelphia forced a Buccaneer three-and-out and went on one last drive in the final

two minutes. Jaworski's fourth-down incomplection from the Buc 45 effectively ended the game.

| SCORING      | 1 | 2  | 3 | 4 | F  |
|--------------|---|----|---|---|----|
| Philadelphia | 0 | 7  | 3 | 7 | 17 |
| Tampa Bay    | 7 | 10 | 0 | 7 | 24 |

**Tampa Bay:** Bell 4 run (O'Donoghue kick)  
**Tampa Bay:** O'Donoghue 40 FG  
**Tampa Bay:** Bell 1 run (O'Donoghue kick)  
**Philadelphia:** Smith 11 pass from Jaworski (Franklin kick)  
**Philadelphia:** Franklin 42 FG  
**Tampa Bay:** Giles 9 pass from Williams (O'Donoghue kick)  
**Philadelphia:** Carmichael 37 pass from Jaworski (Franklin kick)

#### TEAM STATISTICS

|                       | PHI     | TB           |
|-----------------------|---------|--------------|
| First Downs           | 15      | 17           |
| Total Net Yards       | 227     | 318          |
| Total Offensive Plays |         | 59 70        |
| Rushes-Net Yards      |         | 55-186 18-48 |
| Net Yards Passing     |         | 179 132      |
| Att.-Comp.-Int.       | 39-15-0 | 15-7-1       |
| Sacked-Yards          | 2-20    | 0-0          |
| Punts.-Avg.           | 5-44.3  | 5-42.6       |
| Fumbles-Lost          | 2-1     | 0-0          |
| Penalties-Yards       | 8-62    | 9-105        |
| Time of Possession    |         | 23:29 36:31  |

#### INDIVIDUAL STATISTICS

##### RUSHING

**Philadelphia:** Montgomery 13-35, Harris 4-13, Jaworski 1-0. **Tampa Bay:** Bell 38-142 (2 TDs), Eckwood 8-19, Williams 6-19, J. Davis 3-6.

##### PASSING

**Philadelphia:** Jaworski 39-15-199, 2 TDs.  
**Tampa Bay:** Williams 15-7-132, 1 TD, 1 INT.

##### RECEIVING

**Philadelphia:** Montgomery 4-35, Carmichael 3-92 (1 TD), Smith 3-49 (1 TD), Krepfle 3-23, Harris 1-2, Campfield 1-(-2).  
**Tampa Bay:** Giles 3-43 (1 TD), Hagins 2-34, Mucker 1-34, Owens 1-21.

##### INTERCEPTIONS

**Philadelphia:** Robinson 1-37.  
**Tampa Bay:** None.

##### SACKS

**Philadelphia:** None.  
**Tampa Bay:** L. Selmon 2-20

##### ATTENDANCE

71,402

## 1979 NFC CHAMPIONSHIP GAME



# L.A. RAMS 9, TAMPA BAY 0

## JANUARY 6, 1980

### TAMPA STADIUM (72,033)



**TAMPA** - In the first NFC Championship Game to be decided without either team scoring a touchdown, host Tampa Bay fell 9-0 to the Los Angeles Rams. In a reversal of the elements that brought the Buccaneers victory one week before in the franchise's first playoff game, Tampa Bay was held to 177 net yards of offense and surrendered to a pounding Rams running game that racked up 216 yards on 53 carries. Three Buccaneer passers were limited to just five completions in 27 attempts and Tampa Bay did not penetrate L.A. territory until midway through the third quarter. Neither team scored in the first quarter, though Los Angeles threatened twice. On its second drive of the game, L.A. advanced to the Buccaneer 18 thanks to two runs and one reception by RB Cullen Bryant for a combined 30 yards. However, fellow RB Wendell Tyler then fumbled on first-and-10 at the 18, with Buccaneer LB Richard Wood recovering. After a Tampa Bay punt, the Rams embarked on another drive deep into Buc territory, mostly on alternating runs by Bryant and Tyler. Tyler got the call on third-and-goal from the one on the final play of the first period but was stopped short by Buc DE Wally Chambers. On the first play of the second quarter, K Frank Corral opened the scoring with a 19-yard field goal. A combined five punts later, Los Angeles took over at its own 38 with just under six minutes to play in the half. Using five of those minutes, Los Angeles advanced 58 yards on 10 plays, the largest chunk coming on a drive-opening 22-yard completion from QB Vince Ferragamo to TE Charle Young. When Buc LB Dewey Selmon stopped Young for a four-yard gain on third-and-five from the Bucs' eight, the Rams were forced into another field goal try, this one a successful 21-yarder. In the final minute of the first half, Tampa Bay drove nearly to midfield but Williams was intercepted in L.A. territory by LB Jim Youngblood. The Rams took a 6-0 lead into halftime after controlling the ball for almost 21 of the game's first 30 minutes. Neither team scored in the third quarter, though the Rams' Corral tried a 37-yard field goal that sailed wide left. The Los Angeles drive had stalled when S Cedric Brown tracked Tyler down in the backfield for a five-yard loss from the Bucs' 15. After a pair of punts, Tampa Bay made its first move into the Los Angeles half of the field when RB Jerry Eckwood threw a 42-yard option pass to WR Larry Mucker and Mucker was pulled down at the 24. However, QB Mike Rae, seeing his first playoff action in place of starter Doug Williams, threw incomplete passes on third and fourth down. Still trailing by just six points, the Buccaneers stiffened defensively on the ensuing possession. Wood stopped Tyler for two-yards on third-and-three then dropped him for a one-yard loss on fourth-and-one at the Bucs' 27-yard line. After the Bucs were forced to punt again, Los Angeles made the game's

final dent on the scoreboard, driving 45 yards on eight plays to set up Corral's third short three-pointer, a 23-yarder. A 13-yard run by Tyler and a 12-yarder by Bryant keyed the march. WR Isaac Hagins returned the ensuing kickoff to Tampa Bay's 35-yard line then hauled in a 25-yard pass from Rae, but Rae's fourth-down throw to Mucker fell incomplete in the end zone.

| SCORING     | 1 | 2 | 3 | 4 | F |
|-------------|---|---|---|---|---|
| Los Angeles | 0 | 6 | 0 | 3 | 9 |
| Tampa Bay   | 0 | 0 | 0 | 0 | 0 |

Los Angeles: Corral 19 FG

Los Angeles: Corral 21 FG

Los Angeles: Corral 23 FG

#### TEAM STATISTICS

|                       | LA      | TB     |
|-----------------------|---------|--------|
| First Downs           | 23      | 7      |
| Total Net Yards       | 369     | 177    |
| Total Offensive Plays | 77      | 54     |
| Rushes-Net Yards      | 53-216  | 26-92  |
| Net Yards Passing     | 153     | 85     |
| Att.-Comp.-Int.       | 23-12-0 | 27-5-1 |
| Sacked-Yards          | 1-10    | 1-11   |
| Punts-Avg.            | 5-37.2  | 8-37.1 |
| Fumbles-Lost          | 1-1     | 1-0    |
| Penalties-Yards       | 3-20    | 4-45   |
| Time of Possession    | 37:49   | 22:11  |

#### INDIVIDUAL STATISTICS

##### RUSHING

Los Angeles: Bryant 18-106, Tyler 28-86, McCutcheon 6-26, Ferragamo 1(-2).

Tampa Bay: Bell 20-59, Mucker 1-24, Eckwood 2-5, J. Davis 2-4, Rae 1-0.

##### PASSING

Los Angeles: Ferragamo 23-12-163.

Tampa Bay: Williams 13-2-12, 1 INT, Rae 13-2-42, Eckwood 1-1-42.

##### RECEIVING

Los Angeles: Bryant 4-39, Dennard 3-56, Young 3-39, Nelson 1-15, Tyler 1-14.

Tampa Bay: Hagins 2-42, Bell 2-12, Mucker 1-42.

##### INTERCEPTIONS

Los Angeles: Jim Youngblood 1-10.

Tampa Bay: None.

##### SACKS

Los Angeles: Fanning 1-11.

Tampa Bay: Cotney 1-10.

##### ATTENDANCE

72,033



# 1981 NFC DIVISIONAL PLAYOFF GAME



## DALLAS 38, TAMPA BAY 0 JANUARY 2, 1982 TEXAS STADIUM (64,848)



**DALLAS** - The Buccaneers won a thrilling showdown with Detroit in the last week of the regular season to capture the NFC Central crown but, for the second time in a row, failed to score in the resulting playoff game. Dallas ran for 212 yards and four touchdowns on 46 carries and held Tampa Bay to 222 net yards of offense in a 38-0 whitewash. Buccaneer QB Doug Williams was also sacked four times and intercepted four times as Dallas scored 28 second-half points. The first quarter, however, was scoreless as Tampa Bay repelled several Cowboy scoring chances. After an unsuccessful opening drive for the Bucs, Dallas reached Tampa Bay's 40-yard line but stalled when LBs Cecil Johnson and Andy Hawkins broke up a near completion from QB Danny White to TE Doug Cosbie on third-and-nine. Williams was intercepted by CB Dennis Thurman in Buccaneer territory a few plays later, but the Buc defense tipped away two passes and stopped RB Tony Dorsett for a four-yard loss to force a quick punt. Thurman promptly intercepted another Williams offering three plays later, giving Dallas possession at the Bucs' 47. A two-yard fourth-down run by FB Ron Springs and two third-down completions by White preserved a drive that bled into the second quarter and eventually ended in White's nine-yard scoring pass to WR Tony Hill. The Bucs appeared to be responding on their next possession when a 20-yard pass from Williams to RB James Owens sparked a drive that reached Dallas' 21. However, Tampa Bay was penalized 28 yards on second-and-six when Williams was flagged for intentional grounding while trying to avoid a strong rush from DE Ed "Too Tall" Jones. The drive ended in a punt one play later. Dallas added a 21-yard field goal drive after a short Buccaneer punt, giving the Cowboys a 10-0 halftime advantage. That lead was quickly extended after the intermission when Dallas put together a quick 80-yard touchdown drive to open the third period. Dorsett scrambled for consecutive gains of 25 and 26 yards on short passes and RB James Jones ran six yards off right guard for the score. S Michael Downs picked off a Williams pass later in the third quarter and returned it 21 yards to Tampa Bay's 33, setting up a Dorsett five-yard TD run. On the Bucs' next play, Williams was hit by DT John Dutton, leading to an interception by Ed Jones. James Jones converted that turnover into a five-yard touchdown run after Dorsett had zipped for 21 yards on first down. On a drive beginning in the final seconds of the third quarter, Tampa Bay made its deepest thrust into Dallas territory on the strength of a 75-yard reception by TE Jimmie Giles. Giles was pulled down at the Dallas five, but a sack and a three-yard loss by RB Jerry Eckwood led to a fourth-and-goal from the nine. Under pressure from LB Anthony Dickerson, Williams missed Giles in the end zone. Dallas scored its final touchdown on the ensuing possession, driving 90 yards in nine-and-a-half minutes before RB Timmy Newsome punched it in from one-yard out. The Bucs' last drive included a 23-yard Williams-to-Giles hookup but ended on a failed fake punt attempt.



| SCORING          | 1 | 2  | 3  | 4 | F  |
|------------------|---|----|----|---|----|
| <b>Tampa Bay</b> | 0 | 0  | 0  | 0 | 0  |
| <b>Dallas</b>    | 0 | 10 | 21 | 7 | 38 |

|                |                                       |
|----------------|---------------------------------------|
| <b>Dallas:</b> | Hill 9 pass from White (Septien kick) |
| <b>Dallas:</b> | Septien 32 FG                         |
| <b>Dallas:</b> | Springs 1 run (Septien kick)          |
| <b>Dallas:</b> | Dorsett 5 run (Septien kick)          |
| <b>Dallas:</b> | Jones 5 run (Septien kick)            |
| <b>Dallas:</b> | Newsome 1 run (Septien kick)          |

### TEAM STATISTICS

|                              | TB      | DAL     |
|------------------------------|---------|---------|
| <b>First Downs</b>           | 12      | 27      |
| <b>Total Net Yards</b>       | 222     | 345     |
| <b>Total Offensive Plays</b> | 57      | 73      |
| <b>Rushes-Net Yards</b>      | 24-74   | 46-212  |
| <b>Net Yards Passing</b>     | 148     | 133     |
| <b>Att.-Comp.-Int.</b>       | 19-10-4 | 26-15-0 |
| <b>Sacked-Yards</b>          | 4-39    | 1-10    |
| <b>Punts-Avg.</b>            | 5-38.4  | 4-30.0  |
| <b>Fumbles-Lost</b>          | 3-0     | 0-0     |
| <b>Penalties-Yards</b>       | 10-105  | 5-40    |
| <b>Time of Possession</b>    | 26:51   | 33:09   |

### INDIVIDUAL STATISTICS

#### RUSHING

**Tampa Bay:** Owens 12-40, Wilder 4-23, Williams 3-9, Eckwood 4-2, Davis 1-0.  
**Dallas:** Dorsett 16-86 (1 TD), Springs 15-70 (1 TD), J. Jones 9-32 (1 TD), Newhouse 4-23, Newsome 1-1 (1 TD), Cosbie 1-0.

#### PASSING

**Tampa Bay:** Williams 29-10-187, 4 INT.  
**Dallas:** D. White 26-15-143, 1 TD.

#### RECEIVING

**Tampa Bay:** Bell 3-36 (1 TD), Owens 3-32, Giles 2-98, Wilder 1-11, House 1-10.  
**Dallas:** Dorsett 4-48, DuFree 3-22, Pearson 2-21, Hill 2-18 (1 TD), J. Jones 2-11, Donley 1-14, Cosbie 1-5.

#### INTERCEPTIONS

**Tampa Bay:** None  
**Dallas:** Thurman 2-50, Downs 1-21, E. Jones 1-0.

#### SACKS

**Tampa Bay:** L. Selmon 1-10.  
**Dallas:** Betheta 1-17, Martin 1-9, R. White 1-4, Hegman 0.5-4.5, Lewis 0.5-4.5.

#### ATTENDANCE

64,848

## 1982 NFC FIRST ROUND PLAYOFF GAME



# DALLAS 30, TAMPA BAY 17

## JANUARY 9, 1983

### TEXAS STADIUM (65,042)



**DALLAS** - For the second straight season, Tampa Bay's playoff road began and ended in Dallas, where they had hoped to avenge a 38-0 drubbing from the 1981 post-season. Though Tampa Bay actually led 17-16 entering the final quarter, Dallas once again moved on at the Bucs' expense, scoring twice in the fourth quarter to earn a 30-17 win. The Buccaneers were outgained in total net yards by a wide 456-218 margin and had possession of the ball for less than 20 minutes of the game, but stayed close with three takeaways, five sacks and a pair of long touchdowns. Dallas cracked the scoreboard first with a 33-yard Rafael Septien field goal in the first quarter set up by Dexter Clinkscales interception at midfield. After a Buccaneer punt, Septien hit another field goal from identical distance, this one keyed by a 26-yard pass from QB Danny White to WR Butch Johnson that had a 14-yard personal foul tacked onto the end of it. Tampa Bay took its first lead of the game in the second quarter thanks to a big play on defense. With Dallas driving well into Buccaneer territory, White fumbled on third-and-six and Tampa Bay LB Hugh Green recovered the loose ball and ran 60 yards for the only defensive touchdown in Buccaneer playoff history. Dallas promptly moved back into the Bucs' half of the field on its next possession as White again hooked up with Johnson for 23 yards and found WR Tony Hill open for a 14-yard gain. The Buccaneer defense came up with another big play, however, as S Mark Cotney redirected another White aerial and returned it 50 yards to the Dallas 27. RB James Wilder added an 11 yard run from there, but the Bucs were forced to kick a 32-yard field goal when CB Ron Fellows broke up a pass intended for WR Gerald Carter in the end zone. Dallas regained the lead before halftime by putting together a 10-play, 75-yard drive culminating in White's six-yard TD pass to RB Ron Springs. Key plays on that drive included a 21-yard catch by WR Drew Pearson and a 13-yarder by TE Doug Cosbie. The third quarter was dominated by a pair of long drives. Dallas opened the period with an 84-yard march on 17 plays that ended in Septien's 19-yard field goal. The Cowboys converted four third downs on the drive but missed the fifth when DE Lee Roy Selmon stopped RB Tony Dorsett for no gain at the one. After interceptions by Dallas' Dennis Thurman and Tampa Bay's Neal Colzie, the Bucs countered with an 80-yard touchdown drive on six plays. WR Gordon Jones got more than half of that on third-and-eight from midfield when he caught a 49-yard scoring pass, giving Tampa Bay a 17-16 lead. The Bucs then quickly got the ball back to start the fourth quarter thanks to two sacks of White, one by Selmon, but S Monty Hunter then turned in the game's pivotal play, intercepting a Williams throw intended for WR Kevin House and returning it 19 yards for a go-ahead score. Dallas added an 81-yard drive later in the period, scoring a clinching touchdown on White's 10-yard pass to RB Timmy Newsome. Tampa Bay's offense then stalled and Dallas converted two first downs to run out the final two minutes.



| SCORING          | 1 | 2  | 3 | 4  | F  |
|------------------|---|----|---|----|----|
| <b>Tampa Bay</b> | 0 | 10 | 7 | 0  | 17 |
| <b>Dallas</b>    | 6 | 7  | 3 | 14 | 30 |

|                   |  |
|-------------------|--|
| <b>Dallas:</b>    | Septien 33 FG                                |
| <b>Dallas:</b>    | Septien 33 FG                                |
| <b>Tampa Bay:</b> | Green 60 fumble return (Capece kick)         |
| <b>Tampa Bay:</b> | Capece 32 FG                                 |
| <b>Dallas:</b>    | Springs 6 pass from White (Septien kick)     |
| <b>Dallas:</b>    | Septien 19 FG                                |
| <b>Tampa Bay:</b> | Jones 49 pass from Williams (Capece kick)    |
| <b>Dallas:</b>    | Hunter 19 Interception return (Septien kick) |
| <b>Dallas:</b>    | Newsome 10 pass from White (Septien kick)    |

#### TEAM STATISTICS

|                              | TB     | DAL     |
|------------------------------|--------|---------|
| <b>First Downs</b>           | 8      | 29      |
| <b>Total Net Yards</b>       | 218    | 456     |
| <b>Total Offensive Plays</b> | 49     | 92      |
| <b>Rushes-Net Yards</b>      | 21-105 | 42-179  |
| <b>Net Yards Passing</b>     | 113    | 277     |
| <b>Att.-Comp.-Int.</b>       | 28-8-3 | 45-27-2 |
| <b>Sacked-Yards</b>          | 0-0    | 5-35    |
| <b>Punts-Avg.</b>            | 6-43.5 | 3-40.6  |
| <b>Fumbles-Lost</b>          | 0-0    | 1-1     |
| <b>Penalties-Yards</b>       | 4-41   | 6-45    |
| <b>Time of Possession</b>    | 19:47  | 40:13   |

#### INDIVIDUAL STATISTICS

##### RUSHING

**Tampa Bay:** Wilder 14-93, Carver 7-12.  
**Dallas:** Dorsett 26-110, Donley 1-25, Springs 7-24, Newhouse 5-15, Pearson 1-4, DuPree 1-1, D. White 1-0.

##### PASSING

**Tampa Bay:** Williams 28-8-, 3 INT, 1 TD.  
**Dallas:** D. White 45-27-312, 2 INT, 2 TDs.

##### RECEIVING

**Tampa Bay:** House 4-52, Wilder 2-5, Jones 1-49 (1 TD), Giles 1-7.  
**Dallas:** Pearson 7-95, Johnson 4-76, T. Hill 4-45, Cosbie 3-32, Springs 3-16 (1 TD), Dorsett 2-14, Newsome 2-14 (1 TD), Newhouse 1-11, Dupree 1-9.

##### INTERCEPTIONS

**Tampa Bay:** Cotney 1-50, Holt 1-0.  
**Dallas:** Hunter 1-19 (1 TD), Clinkscales 1-11, Thurman 1-0.

##### SACKS

**Tampa Bay:** Logan 1.5-14.5, Brantley 1-6, Green 1-6, Selmon 1-6, Cannon 1-2.5.  
**Dallas:** None.

##### ATTENDANCE

65,042



# 1997 NFC WILD CARD PLAYOFF GAME



## TAMPA BAY 20, DETROIT 10 DECEMBER 28, 1997 HOULIHAN'S STADIUM (73,361)



**TAMPA** - In the team's first playoff game in Tampa Bay since the 1979 season, the Buccaneers dominated Detroit early, rushing to a 20-0 third quarter lead before holding on for the 20-10 Wild Card victory. Lions RB Barry Sanders, who came into the game in possession of a 14-game streak of 100-yard rushing efforts and just the third 2,000-yard season in league history, was contained spectacularly by a swarming Buc defense, gaining just 65 yards and notching no carry longer than 15 yards. After two failed first-quarter drives for each team, the Bucs made the initial strike with a 40-yard field goal drive keyed by QB Trent Dilfer's scrambling, 23-yard completion to WR Karl Williams on third-and-one. Detroit's next drive stalled, too, but the Lions almost regained possession when Williams muffed the resulting punt. However, the ball bounced through several Detroit hands and out of bounds at the Tampa Bay 11, instead setting up the longest drive in Buccaneer playoff history. Fueled by a pair of first-round rookies-RB Warrick Dunn gained 29 yards on seven runs and catches and WR Reidel Anthony caught passes of 10 and 20 yards-the Bucs marched down to a third-and-seven at the Detroit nine-yard line. From there, Dilfer fired a laser over the middle to WR Horace Copeland in the back of the end zone. Detroit's next attempt to climb back into the game was quickly turned back when CB Anthony Parker intercepted a Scott Mitchell pass at the Lions' 39 and returned it to the 20. Three plays later, PK Michael Husted nailed his second three-pointer, this one from a Buccaneer playoff-record 42 yards out. Detroit moved into Buccaneer territory on its next possession but was stonewalled at the 45 when a fourth-and-one pass attempt fell incomplete under heavy pressure from LB Rufus Porter. The Bucs struck first again in the second half when, after a Detroit punt, Dilfer marched his squad 53 yards for a touchdown. FB Mike Alstott began the drive with a seven-yard run then finished it with a 31-yard pinballing burst up the middle that turned into the longest carry in Buc playoff history and Tampa Bay's final touchdown. Detroit's next drive lasted 11 plays as Sanders finally got untracked for consecutive runs of 11 and 15 yards, but another fourth-down pass attempt, this one from the Buccaneers' eight-yard line, fell incomplete under significant pressure from the defensive line. The Lions did manage a field goal before the third period ended, then tacked on a touchdown with their first drive of the final quarter, marching 82 yards behind back-up QB Frank Reich. On the ensuing kickoff, a Buccaneer penalty forced

Tampa Bay to start at its own five-yard line and the team quickly found itself in a third-and-five situation from the 10. Any developing thoughts of a Detroit comeback were promptly denied, however, when Dilfer hit WR Robb Thomas on a crossing pattern that turned into a 52-yard gain.

| SCORING          | 1 | 2  | 3 | 4 | F  |
|------------------|---|----|---|---|----|
| <b>Detroit</b>   | 0 | 0  | 3 | 7 | 10 |
| <b>Tampa Bay</b> | 3 | 10 | 7 | 0 | 20 |

**Tampa Bay:** Husted 22 FG  
**Tampa Bay:** Copeland 9 pass from Dilfer (Husted kick)  
**Tampa Bay:** Husted 42 FG  
**Tampa Bay:** Alstott 31 run (Husted kick)  
**Detroit:** Hanson 33 FG  
**Detroit:** Vardell 1 run (Hanson kick)

### TEAM STATISTICS

|                              | DET     | TB      |
|------------------------------|---------|---------|
| <b>First Downs</b>           | 18      | 15      |
| <b>Total Net Yards</b>       | 307     | 316     |
| <b>Total Offensive Plays</b> | 69      | 60      |
| <b>Rushes-Net Yards</b>      | 27-109  | 32-141  |
| <b>Net Yards Passing</b>     | 198     | 175     |
| <b>Att.-Comp.-Int.</b>       | 40-21-1 | 26-13-1 |
| <b>Sacked-Yards</b>          | 2-9     | 2-6     |
| <b>Punts-Avg.</b>            | 4-38.0  | 5-40.4  |
| <b>Fumbles-Lost</b>          | 1-0     | 2-1     |
| <b>Penalties-Yards</b>       | 4-20    | 4-25    |
| <b>Time of Possession</b>    | 28:23   | 31:37   |

### INDIVIDUAL STATISTICS

#### RUSHING

**Detroit:** Sanders 18-65, Mitchell 4-20, Rivers 1-17, Reich 1-5, Vardell 2-1 (1 TD), Jett 1-1.  
**Tampa Bay:** Dunn 18-72, Alstott 11-68 (1 TD), Anthony 1-1, Dilfer 2-0.

#### PASSING

**Detroit:** Mitchell 25-10-78, 1 INT, Reich 15-11-129.  
**Tampa Bay:** Dilfer 26-13-181, 1 TD, 1 INT.

#### RECEIVING

**Detroit:** Morton 8-88, Sanders 5-43, Moore 4-44, Boyd 2-11, Vardell 1-12, Sloan 1-9.  
**Tampa Bay:** Anthony 3-62, Dunn 3-0, Thomas 2-66, Copeland 2-14, Williams 1-23, Alstott 1-12, Harris 1-4.

#### INTERCEPTIONS

**Detroit:** Rice 1-2.  
**Tampa Bay:** Parker 1-19.

#### SACKS

**Detroit:** Elliss 1-0, London 1-6.  
**Tampa Bay:** Ahanotu 1-4, Jackson 1-5.

#### ATTENDANCE

73,361



## 1997 NFC DIVISIONAL PLAYOFF GAME



# GREEN BAY 21, TAMPA BAY 7

## JANUARY 4, 1998

### LAMBEAU FIELD (60,327)



**GREEN BAY** - The Buccaneers trailed by just six points, 13-7, entering the final period but couldn't pull off the upset in Lambeau Field in a Divisional Playoff game as the Packers held on to a 21-7 win. Tampa Bay had the first scoring opportunity of the game in the opening quarter when a 51-yard drive positioned them at the Green Bay 25. However, DT Bob Kuberski blocked PK Michael Husted's 43-yard field goal attempt and the Packers took over at their own 33. That preceded a 67-yard, seven-play touchdown drive for the Pack that began with a 17-yard Brett Favre-to-TE Mark Chmura pass and ended similarly with a three-yard Favre-Chmura TD hookup. The Bucs' ensuing drive was much like the previous one, covering 50 yards and reaching the Packers' 25-yard line, thanks in large part to a 17-yard pass from QB Trent Dilfer to WR Horace Copeland on third-and-nine. This time, a potential 43-yard field goal was eschewed in favor of a fake attempt, but TE John Davis was stopped for no gain after taking a shovel pass from holder Steve Walsh. The tide seemed to turn again in the Bucs' favor two plays later when DT Warren Sapp stripped RB Dorsey Levens of the ball while making the tackle and recovered the fumble to give Tampa Bay possession at the Packers' 30. Unfortunately for the visitors, Green Bay's defense held strong, forcing another ill-fated field goal attempt, this one wasted by a botched snap. Sapp, who applied constant pressure in the Green Bay backfield all day, recording three sacks, nearly got the ball back for Tampa Bay when he got to Favre and stripped the ball again on third down, but the Packers recovered and punted away. In the half's final two minutes, Green Bay added to its lead with a pair of field goals, the second one set up by CB Tyrone Williams' interception of a Dilfer pass that went through WR Robb Thomas' hands. The Packers opened the second half with a strong drive into Buccaneer territory, but S John Lynch and CB Donnie Abraham combined to turn them away when Lynch hit Favre as he was passing and Abraham made a diving interception of the resulting errant pass. The Bucs then embarked on a 94-yard drive, the longest ever in Buccaneer play-off history, to score a touchdown and pull within six. On third-and-11 from their own five-yard line, the Bucs got out of trouble when Dilfer hit a streaking Reidel Anthony on the sideline for a 52-yard gain. Dilfer then found TE Dave Moore for a 28-yard gain over the middle, setting up FB Mike Alstott's six-yard TD run around left end. Packer RB Dorsey Levens matched that score near the beginning of the fourth quarter with a two-yard touchdown run, finishing off a drive



that had been kept alive when WR Derrick Mayes' bobbled reception on third-and-18 fell into the crook of Mayes' leg for a 22-yard gain. Favre ran the ball in himself on the two-point conversion. The Bucs' next two drives ended in failed fourth downs, including a march set up by Abraham's second interception of the day.

| SCORING          | 1 | 2 | 3 | 4 | F  |
|------------------|---|---|---|---|----|
| <b>Tampa Bay</b> | 0 | 0 | 7 | 0 | 7  |
| <b>Green Bay</b> | 7 | 6 | 0 | 8 | 21 |

|                   |  |
|-------------------|--|
| <b>Green Bay:</b> | Chmura 3 pass from Favre (Longwell kick) |
| <b>Green Bay:</b> | Longwell 21 FG                           |
| <b>Green Bay:</b> | Longwell 32 FG                           |
| <b>Tampa Bay:</b> | Alstott 6 run (Husted kick)              |
| <b>Green Bay:</b> | Levens 2 run (Favre run)                 |

#### TEAM STATISTICS

|                              | TB      | GB      |
|------------------------------|---------|---------|
| <b>First Downs</b>           | 15      | 16      |
| <b>Total Net Yards</b>       | 263     | 289     |
| <b>Total Offensive Plays</b> | 66      | 64      |
| <b>Rushes-Net Yards</b>      | 27-90   | 32-118  |
| <b>Net Yards Passing</b>     | 173     | 171     |
| <b>Att.-Comp.-Int.</b>       | 37-12-2 | 28-15-2 |
| <b>Sacked-Yards</b>          | 2-27    | 4-19    |
| <b>Punts-Avg.</b>            | 4-42.3  | 5-42.6  |
| <b>Fumbles-Lost</b>          | 2-0     | 3-1     |
| <b>Penalties-Yards</b>       | 3-38    | 7-90    |
| <b>Time of Possession</b>    | 27:57   | 32:03   |

#### INDIVIDUAL STATISTICS

##### RUSHING

**Tampa Bay:** Dunn 18-64, Alstott 7-21 (1 TD), Anthony 1-5, Walsh 1-0.  
**Green Bay:** Levens 25-112 (1 TD), Henderson 2-4, Favre 5-2.

##### PASSING

**Tampa Bay:** Dilfer 36-11-200, 2 INT, Walsh 1-1-0.  
**Green Bay:** Favre 28-15-190, 1 TD, 2 INT.

##### RECEIVING

**Tampa Bay:** Copeland 4-44, Moore 3-54, Dunn 2-34, Anthony 1-52, Thomas 1-16, Davis 1-0.  
**Green Bay:** Freeman 4-75, Levens 4-29, Mayes 2-37, Chmura 2-20 (1 TD), Henderson 2-8, Brooks 1-21.

##### INTERCEPTIONS

**Tampa Bay:** Abraham 2-0.  
**Green Bay:** Williams 1-14, Prior 1-13.

##### SACKS

**Tampa Bay:** Sapp 3-19, Culpepper 1-0.  
**Green Bay:** Butler 1-12, McKenzie 1-15.

##### ATTENDANCE

60,327

# 1999 NFC DIVISIONAL PLAYOFF GAME



## TAMPA BAY 14, WASHINGTON 13 JANUARY 15, 2000 RAYMOND JAMES STADIUM (65,835)



**TAMPA** - The Bucs rallied from a 13-point deficit to stun the Redskins 14-13 before a delirious gathering of 65,835 at Raymond James Stadium. The win propelled the Bucs into the NFC Championship Game for the first time in two decades. Washington ushered the league's second-ranked offense into Tampa, but left with 157 total yards and no offensive TDs. After a scoreless first quarter, the Redskins struck first. Brett Conway booted a 28-yard FG, giving Washington a 3-0 lead that carried into the locker room. The Redskins then stretched their lead before many fans had returned to their seats. RB Brian Mitchell returned the second-half kickoff 100 yards for a TD. The return set an NFL postseason record and handed Washington a 10-0 lead. CB Darrell Green later picked off Shaun King, setting up Conway for a 48-yard FG. Washington led 13-0 and the natives were growing restless. But S John Lynch intercepted Redskins QB Brad Johnson late in the third quarter, igniting a fire under the Bucs' offense. King marched Tampa Bay to the Redskins 2, where FB Mike Alstott scored on a highlight-reel rumble, cutting Washington's lead to 13-7. Two series later, DE Steve White knocked the ball out of Johnson's hands. DT Warren Sapp recovered at the Redskins 32, setting up an acrobatic one-yard TD toss from King to TE John Davis. The Redskins got one more crack, but Dan Turk's errant snap on a 52-yard FG attempt with 1:17 left punched Tampa Bay's ticket to St. Louis.



| SCORING           | 1 | 2 | 3  | 4 | F  |
|-------------------|---|---|----|---|----|
| <b>Washington</b> | 0 | 3 | 10 | 0 | 13 |
| <b>Tampa Bay</b>  | 0 | 0 | 7  | 7 | 14 |

- Washington:** Conway 28-yd. FG  
**Washington:** Mitchell 100-yard kickoff return (Conway kick)  
**Washington:** Conway 48-yd. FG  
**Tampa Bay:** Alstott 2-yd. run (Gramatica kick)  
**Tampa Bay:** Davis 1-yd. pass from King (Gramatica kick)

### TEAM STATISTICS

|                              | WASH    | TB      |
|------------------------------|---------|---------|
| <b>First Downs</b>           | 10      | 12      |
| <b>Total Net Yards</b>       | 157     | 186     |
| <b>Total Offensive Plays</b> | 58      | 61      |
| <b>Rushes-Net Yards</b>      | 22-46   | 27-44   |
| <b>Net Yards Passing</b>     | 111     | 142     |
| <b>Att.-Comp.-Int.</b>       | 32-20-1 | 32-15-1 |
| <b>Sacked-Yards</b>          | 4-38    | 2-15    |
| <b>Punts.-Avg.</b>           | 8-42.1  | 10-41.8 |
| <b>Fumbles-Lost</b>          | 2-1     | 1-0     |
| <b>Penalties-Yards</b>       | 4-61    | 2-25    |
| <b>Time of Possession</b>    | 28:25   | 31:35   |

### INDIVIDUAL STATISTICS

#### RUSHING

**Washington:** Davis 17-37, Centers 1-7, Mitchell 1-1, Thrash 1-1, Hicks 1-0, Westbrook 1-0.  
**Tampa Bay:** Alstott 15-24, Dunn 11-18, King 1-2.

#### PASSING

**Washington:** Johnson 32-20-149, 1 INT.  
**Tampa Bay:** King 32-15-157, 1 TD, 1 INT.

#### RECEIVING

**Washington:** Connell 4-59, Fryar 4-30, Davis 3-26, Centers 3-8, Hicks 2-17, Mitchell 2-1, Alexander 1-4, Westbrook 1-4.  
**Tampa Bay:** Dunn 4-32, Alstott 3-17, Emanuel 2-47, Moore 2-32, Green 2-25, Williams 1-3, Davis 1-1.

#### INTERCEPTIONS


**Washington:** Green 1-12.  
**Tampa Bay:** Lynch 1-0.

#### SACKS

**Washington:** Stubblefield 1-10, Barber 1-5.  
**Tampa Bay:** White 2-20, Sapp 1-8.

#### ATTENDANCE

65,835



## 1999 NFC CHAMPIONSHIP GAME



# ST. LOUIS 11, TAMPA BAY 6

## JANUARY 23, 2000

### TRANS WORLD DOME (66,496)



**ST. LOUIS** - Tampa Bay held the high-powered Rams in check for nearly 60 minutes, but a late TD pass enabled St. Louis to escape with an 11-6 win before 66,496 at Trans World Dome. The win propelled the Rams to their second-ever Super Bowl berth. The Bucs jumped on the board quickly. DE Steve White intercepted NFL MVP Kurt Warner on the first play of the game, setting up the Tampa Bay offense at the St. Louis 20. Martin Gramatica booted a 25-yard FG, giving the Bucs a 3-0 lead. The Rams bounced right back, marching 74 yards on 16 plays before settling for a 24-yard FG by Jeff Wilkins. St. Louis grabbed its first lead thanks to a Bucs miscue. C Tony Mayberry snapped the ball over QB Shaun King's head and King knocked the ball out of the end zone for a safety. Wilkins missed a 44-yard FG after the ensuing free kick. The Bucs marched to the Rams 41 late in the second quarter, but CB Todd Lyght picked off King to preserve the 5-3 lead at the half. Tampa Bay reclaimed the lead at the outset of the third quarter when Gramatica nailed a 23-yarder. The Rams tried to counter but LB Hardy Nickerson intercepted Warner at the Bucs 2. On the Rams' next possession, CB Brian Kelly picked off Warner. But the turnover tide turned with eight minutes left. Rams CB Dre Bly intercepted King and returned it to midfield. Six plays later, Warner finally struck gold, lofting a 30-yard TD strike to WR Ricky Proehl. The two-point attempt failed. Tampa Bay drove to the Rams 35 but stalled with 34 seconds left.

| SCORING          | 1 | 2 | 3 | 4 | F  |
|------------------|---|---|---|---|----|
| <b>Tampa Bay</b> | 3 | 0 | 3 | 0 | 6  |
| <b>St. Louis</b> | 3 | 2 | 0 | 6 | 11 |

**Tampa Bay:** Gramatica 25-yd. FG

**St. Louis:** Wilkins 24-yd. FG

**St. Louis:** Safety, King out of end zone

**Tampa Bay:** Gramatica 23-yd. FG



**St. Louis:** Proehl 30-yd. pass from Warner (Wilkins kick)



## TEAM STATISTICS

|                              | TB      | STL     |
|------------------------------|---------|---------|
| <b>First Downs</b>           | 12      | 17      |
| <b>Total Net Yards</b>       | 203     | 309     |
| <b>Total Offensive Plays</b> | 57      | 64      |
| <b>Rushes-Net Yards</b>      | 23-77   | 21-51   |
| <b>Net Yards Passing</b>     | 126     | 258     |
| <b>Att.-Comp.-Int.</b>       | 29-13-2 | 43-26-3 |
| <b>Sacked-Yards</b>          | 5-37    | 0-0     |
| <b>Punts.-Avg.</b>           | 5-40.4  | 4-43.8  |
| <b>Fumbles-Lost</b>          | 3-0     | 2-0     |
| <b>Penalties-Yards</b>       | 3-15    | 7-48    |
| <b>Time of Possession</b>    | 26:59   | 33:01   |

## INDIVIDUAL STATISTICS

## RUSHING

**Tampa Bay:** Alstott 12-39, Dunn 9-35, King 2-3.

**St. Louis:** Faulk 17-44, Hakim 1-6, Holcombe 1-2, Warner 2-(-)1.

## PASSING

**Tampa Bay:** King 29-13-163, 0 TD, 2 INT, 32 LG.

**St. Louis:** Warner 43-26-258, 1 TD, 3 INT, 30 LG.

## RECEIVING

**Tampa Bay:** Green 4-59, Dunn 4-37, Williams 2-28,

Emanuel 1-22, Alstott 1-9, Moore 1-8.

**St. Louis:** Holt 7-68, Proehl 6-100, Bruce 3-22, Faulk 3-5, Hakim 2-27, Holcombe 2-5, Williams 1-22, Robinson 1-11, Conwell 1-(-)2).

## INTERCEPTIONS

**Tampa Bay:** Kelly 1-15, Nickerson 1-6, White 1-0.

**St. Louis:** Lyght 1-19, Bly 1-9.

## SACKS

**Tampa Bay:** None.

**St. Louis:** Wistrom 1-13, Clemons 1-8, Carter 1-6, Farr 1-5, Zgonina 1-5.

## ATTENDANCE

66,496

# 2000 NFC WILD CARD PLAYOFF GAME



## PHILADELPHIA 21, TAMPA BAY 3 DECEMBER 31, 2000 VETERANS STADIUM (65,813)



**PHILADELPHIA** - Tampa Bay remained winless on the road in the postseason (0-5) as Philadelphia dominated the Bucs in a 21-3 victory at Veterans Stadium. The Bucs struck first on a 29-yard field goal by K Martin Gramatica early in the second quarter, but the Eagles defense proved stingy for the rest of the contest. Tampa Bay mustered 199 total yards, including just 50 on the ground, and was held to 3-of-13 on third down conversions. The Philadelphia offense, led by QB Donovan McNabb, scored all the points it would need on two drives late in the first half. McNabb kept the ball on a quarterback draw for a five-yard score with 3:21 left following a fumble by Bucs QB Shaun King. King was sacked by Philadelphia DE Hugh Douglas, putting the Eagles in great field position at the Tampa Bay 15-yard line. McNabb then extended the lead to 14-3 with a five-yard scoring strike to WR Na Brown with 12 seconds remaining before intermission. After a scoreless third quarter, the Eagles put the game out of reach on McNabb's second touchdown pass of the day, a two-yarder to TE Jeff Thomason early in the final period. McNabb completed passes to 10 different players on 24-of-33 attempts for 161 yards, and also rushed for 32 yards on eight carries. Eagles RB Chris Warren aided the ground attack, gaining 82 yards on 21 carries. Bucs QB Shaun King passed for 171 yards, including six completions to WR Keyshawn Johnson for 106 yards. But the rushing game was shut down, with FB Mike Alstott totaling 42 yards and RB Warrick Dunn gaining just one yard on eight carries.

| SCORING      | 1 | 2  | 3 | 4 | F  |
|--------------|---|----|---|---|----|
| Tampa Bay    | 0 | 3  | 0 | 0 | 3  |
| Philadelphia | 0 | 14 | 0 | 7 | 21 |

- Tampa Bay:** Gramatica 29-yd. FG  
**Philadelphia:** McNabb 5-yd. run (Akers kick)  
**Philadelphia:** Brown 5-yd. pass from McNabb (Akers kick)  
**Philadelphia:** Thomason 2-yd. pass from McNabb (Akers kick)

### TEAM STATISTICS

|                       | TB      | PHI     |
|-----------------------|---------|---------|
| First Downs           | 11      | 20      |
| Total Net Yards       | 199     | 277     |
| Total Offensive Plays | 54      | 68      |
| Rushes-Net Yards      | 19-50   | 33-126  |
| Net Yards Passing     | 149     | 151     |
| Att.-Comp.-Int.       | 31-17-0 | 33-24-1 |
| Sacked-Yards          | 4-22    | 2-10    |
| Punts.-Avg.           | 6-40.5  | 5-36.6  |
| Fumbles-Lost          | 2-1     | 1-0     |
| Penalties-Yards       | 7-62    | 2-20    |
| Time of Possession    | 25:06   | 34:53   |

### INDIVIDUAL STATISTICS

#### RUSHING

**Tampa Bay:** Alstott 7-42, King 4-7, Dunn 8-1.  
**Philadelphia:** Warren 21-82, McNabb 8-32, Mitchell 4-12.

#### PASSING

**Tampa Bay:** King 31-17-171, 0 TD, 0 INT, 41 LG.  
**Philadelphia:** McNabb 33-24-161, 2 TD, 1 INT, 25 LG.

#### RECEIVING

**Tampa Bay:** Johnson 6-106, Dunn 5-28, Alstott 2-14, Moore 2-12, Anthony 1-6, Hape 1-5.  
**Philadelphia:** Johnson 5-47, Mitchell 5-37, Small 3-30, Lewis 3-24, Martin 2-8, Pritchett 2(-1), Brown 1-5, Pinkston 1-5, Warren 1-4, Thomason 1-2.

#### INTERCEPTIONS

**Tampa Bay:** Abraham 1-0.  
**Philadelphia:** None.

#### SACKS

**Tampa Bay:** White 1-10, Singleton 0.5-0, Webster 0.5-0.  
**Philadelphia:** Douglas 2-14, Caldwell 1-7, Thomas 1-1.

#### ATTENDANCE

65,813



FRONT OFFICE

PLAYERS

2023 REVIEW

HISTORY

RECORDS

SIDELINES

## 2001 NFC WILD CARD PLAYOFF GAME



### PHILADELPHIA 31, TAMPA BAY 9 JANUARY 12, 2002 VETERANS STADIUM (65,847)



**PHILADELPHIA** - Philadelphia controlled the running game and took advantage of four Bucs' turnovers as it ended Tampa Bay's season for the second consecutive year in a 31-9 victory at Veterans Stadium in an NFC Wild Card contest. The Bucs remained winless on the road in the postseason (0-6) and were handed a first round playoff loss for the second straight year in what would prove to be Tony Dungy's final game as head coach. FS Dexter Jackson intercepted Eagles QB Donovan McNabb on the opening series, leading to a 36-yard field goal by K Martin Gramatica. The Eagles pulled even on a David Akers FG and TE Chad Lewis gave Philadelphia the lead for good on a 16-yard TD reception from McNabb. Gramatica cut the lead to 10-6 with his second three-pointer, but McNabb found RB Duce Staley for a 23-yard TD pass in the final minute of the first half for a 17-6 lead. Gramatica again closed the gap with a 27-yard FG on the final play of the half, drawing the Bucs to within 17-9 at the break. But the Eagles dominated the second half, adding a 25-yard TD scamper by RB Correll Buckhalter and a 59-yard interception return for a touchdown by S Damon Moore in the closing minutes. Tampa Bay mustered just 258 yards of total offense, including 63 on the ground. QB Brad Johnson threw four interceptions and the Bucs converted on only 5-of-12 third down attempts. McNabb, who passed for 194 yards, added



57 yards rushing.

| SCORING             | 1 | 2  | 3 | 4 | F  |
|---------------------|---|----|---|---|----|
| <b>Tampa Bay</b>    | 3 | 6  | 0 | 0 | 9  |
| <b>Philadelphia</b> | 3 | 14 | 7 | 7 | 31 |

|                      |   |
|----------------------|---|
| <b>Tampa Bay:</b>    | Gramatica 36-yd. FG                         |
| <b>Philadelphia:</b> | Akers 26-yd. FG.                            |
| <b>Philadelphia:</b> | Lewis 16-yd. pass from McNabb (Akers kick)  |
| <b>Tampa Bay:</b>    | Gramatica 32-yd. FG                         |
| <b>Philadelphia:</b> | Staley 23-yd. pass from McNabb (Akers kick) |
| <b>Tampa Bay:</b>    | Gramatica 27-yd. FG                         |
| <b>Philadelphia:</b> | Buckhalter 25-yd. run (Akers kick)          |
| <b>Philadelphia:</b> | Moore 59-yd. INT return (Akers kick)        |

#### TEAM STATISTICS

|                              | TB      | PHI     |
|------------------------------|---------|---------|
| <b>First Downs</b>           | 16      | 17      |
| <b>Total Net Yards</b>       | 258     | 334     |
| <b>Total Offensive Plays</b> | 61      | 57      |
| <b>Rushes-Net Yards</b>      | 24-63   | 29-148  |
| <b>Net Yards Passing</b>     | 195     | 186     |
| <b>Att.-Comp.-Int.</b>       | 36-22-4 | 25-16-1 |
| <b>Sacked-Yards</b>          | 1-7     | 3-8     |
| <b>Punts.-Avg.</b>           | 5-41.6  | 6-37.7  |
| <b>Fumbles-Lost</b>          | 1-0     | 1-0     |
| <b>Penalties-Yards</b>       | 4-28    | 7-59    |
| <b>Time of Possession</b>    | 29:37   | 30:23   |

#### INDIVIDUAL STATISTICS

##### RUSHING

**Tampa Bay:** Alstott 12-32, Dunn 11-29, B. Johnson 1-2.  
**Philadelphia:** McNabb 4-57, Buckhalter 9-55, Staley 15-34, Thrash 1-2.

##### PASSING

**Tampa Bay:** B. Johnson 36-22-202, 0 TD, 4 INT.  
**Philadelphia:** McNabb 25-16-194, 2 TD, 1 INT.

##### RECEIVING

**Tampa Bay:** Dunn 8-37, Alstott 5-32, K. Johnson 3-75, Williams 2-25, Green 2-15, Moore 1-13, Yoder 1-5.  
**Philadelphia:** Pinkston 5-62, Lewis 4-60, Thrash 3-32, Staley 2-27, Buckhalter 2-13.

##### INTERCEPTIONS

**Tampa Bay:** Jackson 1-9.  
**Philadelphia:** Moore 2-59, Dawkins 1-0, Vincent 1-0.

##### SACKS

**Tampa Bay:** Rice 2-7, White 1-1.  
**Philadelphia:** Douglas 1-7.

##### ATTENDANCE

65,847

# 2002 NFC DIVISIONAL PLAYOFF GAME



## TAMPA BAY 31, SAN FRANCISCO 6 JANUARY 12, 2003 RAYMOND JAMES STADIUM (65,599)



**TAMPA** – Tampa Bay advanced to the NFC Championship Game for the third time in club history (also 1979 and 1999) behind a suffocating defense and pair of touchdown passes by QB Brad Johnson as the Buccaneers defeated San Francisco at Raymond James Stadium. Tampa Bay jumped out to a 28-6 halftime lead, reaching the end zone on three consecutive possessions in the first half. FB Mike Alstott opened the scoring with a two-yard run and added his second scoring run with less than one minute remaining in the first half. Sandwiched in between Alstott's two scores were scoring strikes to WR Joe Jurevicius from 20 yards and TE Rickey Dudley's 12-yard score in the second quarter. Johnson, who returned to the starting lineup after missing the last two regular season games with a right lower back contusion, completed 15-of-31 passes for 196 yards with two touchdowns and one interception. Tampa Bay's top-ranked defense forced five turnovers, including three interceptions of 49ers QB Jeff Garcia. San Francisco, which entered the game averaging 22.9 points per contest in the regular season and put up 39 points in its Wild Card win over the New York Giants, were limited to just two first half field goals and 228 total yards. The Bucs' defense did not allow the 49ers to score a touchdown for the first time in 50 games (counting postseason). LB Derrick Brooks, the 2002 NFL Defensive Player of the Year, posted seven tackles, one INT and a sack to pace the Bucs' defense. Tampa Bay's secondary limited WR Terrell Owens to just four catches for 35 yards as CB Ronde Barber recorded an interception and CB Dwight Smith added an interception and a fumble recovery on special teams.



| SCORING              | 1 | 2  | 3 | 4 | F  |
|----------------------|---|----|---|---|----|
| <b>San Francisco</b> | 3 | 3  | 0 | 0 | 6  |
| <b>Tampa Bay</b>     | 7 | 21 | 3 | 0 | 31 |

**Tampa Bay:** Alstott 2 run (Gramatica kick)  
**San Francisco:** Chandler 24 FG  
**Tampa Bay:** Jurevicius 20 pass from B. Johnson (Gramatica kick)  
**San Francisco:** Chandler 40 FG  
**Tampa Bay:** Dudley 12 pass from B. Johnson (Gramatica kick)  
**Tampa Bay:** Alstott 2 run (Gramatica kick)  
**Tampa Bay:** Gramatica 19 FG

### TEAM STATISTICS

|                              | SF      | TB      |
|------------------------------|---------|---------|
| <b>First Downs</b>           | 14      | 21      |
| <b>Total Net Yards</b>       | 228     | 329     |
| <b>Total Offensive Plays</b> | 58      | 71      |
| <b>Rushes-Net Yards</b>      | 13-62   | 38-121  |
| <b>Net Yards Passing</b>     | 166     | 208     |
| <b>Att.-Comp.-Int.</b>       | 41-22-3 | 32-16-1 |
| <b>Sacked-Yards</b>          | 4-27    | 1-9     |
| <b>Punts.-Avg.</b>           | 3-34.3  | 4-47.3  |
| <b>Fumbles-Lost</b>          | 4-2     | 2-1     |
| <b>Penalties-Yards</b>       | 6-71    | 10-100  |
| <b>Time of Possession</b>    | 23:14   | 36:46   |

### INDIVIDUAL STATISTICS

#### RUSHING

**Tampa Bay:** Alstott 17-60 (2 TD), Pittman 17-41, Stecker 2-8, R. Johnson 1-7, B. Johnson 1-5.  
**San Francisco:** Hearst 10-55, Barlow 3-7.

#### PASSING

**Tampa Bay:** B. Johnson 31-15-196, 2 TD, 1 INT, R. Johnson 1-1-21.  
**San Francisco:** Garcia 41-22-193, 0 TD, 3 INT.

#### RECEIVING

**Tampa Bay:** K. Johnson 5-85, Jurevicius 3-48 (1 TD), Dilger 3-35, Alstott 3-27, Dudley 1-12 (1 TD), Pittman 1-10.  
**San Francisco:** Streets 5-62, Owens 4-35, Hearst 4-29, Stokes 3-20, Beasley 2-15, E. Johnson 2-7, Wilson 1-22, Barlow 1-3.

#### INTERCEPTIONS

**Tampa Bay:** Barber 1-25, Smith 1-6, Brooks 1-0.  
**San Francisco:** Holman 1-13.

#### SACKS

**Tampa Bay:** Rice 1-8, Singleton 1-6, Spires 1-8, Brooks 0.5-2.5, Sapp 0.5-2.5.  
**San Francisco:** Peterson 1-9.

#### ATTENDANCE

65,599

## 2002 NFC CHAMPIONSHIP GAME


**TAMPA BAY 27, EAGLES 10**  
**JANUARY 19, 2003**  
**VETERANS STADIUM (66,713)**


**PHILADELPHIA** – Tampa Bay advanced to its first Super Bowl appearance in club history with a 27-10 victory over the Philadelphia Eagles in the final game at Veterans Stadium. The Buccaneers, under first-year head coach Jon Gruden, forced three Eagles turnovers en route to securing Tampa Bay's first road win in postseason history. CB Ronde Barber paced an outstanding defensive effort with a club-record 92-yard INT return for a TD, four passes defensed, three tackles, one sack and a forced fumble. Tampa Bay built a 17-10 halftime lead behind QB Brad Johnson, who completed 20-of-33 passes for 259 yards with one TD and one INT. On the game's opening kickoff, Philadelphia KR Brian Mitchell raced 70 yards to set up RB Duce Staley's 20-yard run for a 7-0 lead. The Buccaneers responded when K Martin Gramatica drilled a club postseason-record 48-yard field goal to cut the deficit to 7-3. Late in the first quarter, Brad Johnson connected with WR Joe Jurevicius for a 71-yard completion—the second-longest in team postseason history—to set up FB Mike Alstott's one-yard TD run for a 10-7 lead. K David Akers tied the contest with a 30-yard FG, but Brad Johnson connected on a nine-yard TD to WR Keyshawn Johnson for the go-ahead score. The Bucs' defense stifled the Eagles' offensive attack in the second half and allowed just 30 yards and two first downs in the third quarter. Tampa Bay added 10 more points as Gramatica hit a 27-yard FG in the third quarter and Barber punctuated the win with the first-ever interception return in club playoff history late in the fourth quarter.

| SCORING      | 1  | 2 | 3 | 4 | F  |
|--------------|----|---|---|---|----|
| Tampa Bay    | 10 | 7 | 3 | 7 | 27 |
| Philadelphia | 7  | 3 | 0 | 0 | 10 |

**Philadelphia:** Staley 20 run (Akers kick)

**Tampa Bay:** Gramatica 48 FG

**Tampa Bay:** Alstott 1 run (Gramatica kick)

**Philadelphia:** Akers 30 FG

**Tampa Bay:** K. Johnson 9 pass from B. Johnson (Gramatica kick)

**Tampa Bay:** Gramatica 27 FG

**Tampa Bay:** Barber 92 INT return (Gramatica kick)

**TEAM STATISTICS**

|                              | TB      | PHI     |
|------------------------------|---------|---------|
| <b>First Downs</b>           | 15      | 20      |
| <b>Total Net Yards</b>       | 308     | 312     |
| <b>Total Offensive Plays</b> | 65      | 72      |
| <b>Rushes-Net Yards</b>      | 32-49   | 21-80   |
| <b>Net Yards Passing</b>     | 259     | 232     |
| <b>Att.-Comp.-Int.</b>       | 33-20-1 | 49-26-1 |
| <b>Sacked-Yards</b>          | 0-0     | 2-11    |
| <b>Punts.-Avg.</b>           | 7-36.3  | 7-39.9  |
| <b>Fumbles-Lost</b>          | 0-0     | 2-2     |
| <b>Penalties-Yards</b>       | 3-16    | 5-45    |
| <b>Time of Possession</b>    | 30:53   | 29:07   |

**INDIVIDUAL STATISTICS**
**RUSHING**

**Tampa Bay:** Alstott 17-25 (1 TD), Pittman 8-17, Stecker 1-9, B. Johnson 6--2.

**Philadelphia:** Staley 13-58 (1 TD), McNabb 3-17, Westbrook 2-5, Levens 3-0.

**PASSING**

**Tampa Bay:** B. Johnson 33-20-259, 1 TD, 1 INT.

**Philadelphia:** McNabb 49-26-243, 0 TD, 1 INT.

**RECEIVING**

**Tampa Bay:** Pittman 5-53, McCardell 5-37, Dilger 3-41, K. Johnson 3-40 (1 TD), Jurevicius 1-71, Williams 1-7, Dudley 1-7, Stecker 1-3.

**Philadelphia:** Lewis 6-65, Staley 6-26, Freeman 5-66, Thrash 4-23, Pinkston 3-51, Westbrook 1-8, Martin 1-4.

**INTERCEPTIONS**

**Tampa Bay:** Barber 1-92 (1 TD).

**Philadelphia:** Taylor 1-1.

**SACKS**

**Tampa Bay:** Rice 1-6, Barber 1-5.

**Philadelphia:** None.

**ATTENDANCE**

66,713






# SUPER BOWL XXXVII

**TAMPA BAY 48, OAKLAND 21**  
**JANUARY 26, 2003**  
**QUALCOMM STADIUM (67,603)**



**SAN DIEGO** - Tampa Bay, behind a suffocating defense, set Super Bowl records with five interceptions, including a Super Bowl record-setting three for touchdowns, as the Buccaneers defeated the Oakland Raiders 48-21 to capture Super Bowl XXXVII at Qualcomm Stadium for

the first NFL championship in team history. Jon Gruden became the youngest head coach at the time (age 39) to win a Super Bowl as the Buccaneers' top-ranked defense stifled the Raiders No. 1 ranked offense. S Dexter Jackson earned Most Valuable Player honors for his two first-half interceptions and CB Dwight Smith returned a pair of second-half interceptions from 44 and 50 yards for TDs. LB Derrick Brooks added a 44-yard INT return for a score. The Buccaneers' defense held the Raiders to 269 total yards, 19 rushing yards and 11 total first downs. Tampa Bay's defensive line added five sacks, including two courtesy of DE Simeon Rice. Raiders QB Rich Gannon, the league's Most Valuable Player, completed 24-of-44 passes for 272 yards with two TDs and a Super Bowl record five INTs. Gannon, who threw just 10 INTs in 618 passing attempts during the regular season, finished with a 48.9 passer rating as Tampa Bay held Oakland to 62 total yards in the first half, the second-fewest in Super Bowl history. Oakland took a 3-0 lead on its initial possession with a 40-yard field goal by K Sebastian Janikowski. But that lead was short-lived as the Buccaneers built a 20-3 halftime advantage on a pair of K Martin Gramatica field goals and a two-yard TD run by FB Mike Alstott and a five-yard TD reception by WR Keenan McCardell. The Buccaneers scored a pair of touchdowns in the third quarter on McCardell's eight-yard scoring pass from QB Brad Johnson, who completed 18-of-34 passes for 215 yards with two TDs and one INT, and Smith's 44-yard INT return for a 34-3 advantage. RB Michael Pittman posted a season-high 29 carries for 124 yards. Oakland found the end zone for the first time late in the third quarter and added two more TDs, the last by All-Pro WR Jerry Rice from 48 yards out to cut the lead to 34-21. But the Buccaneers clinched their first championship in 27 seasons with two defensive scores in the final 1:18, courtesy of Brooks, the NFL's Defensive Player of the Year, and Smith's score with just two seconds remaining.



FRONT OFFICE

PLAYERS

2023 REVIEW

HISTORY

RECORDS

SIDELINES

| SCORING          | 1 | 2  | 3  | 4  | F  |
|------------------|---|----|----|----|----|
| <b>Oakland</b>   | 3 | 0  | 6  | 12 | 21 |
| <b>Tampa Bay</b> | 3 | 17 | 14 | 14 | 48 |

**Oakland:** Janikowski 40 FG

**Tampa Bay:** Gramatica 31 FG

**Tampa Bay:** Gramatica 43 FG

**Tampa Bay:** Alstott 2 run (Gramatica kick)

**Tampa Bay:** McCardell 5 pass from B. Johnson (Gramatica kick)

**Tampa Bay:** McCardell 8 pass from B. Johnson (Gramatica kick)

**Tampa Bay:** Smith 44 INT return (Gramatica kick)

**Oakland:** Porter 39 pass from Gannon (pass failed)

**Oakland:** E. Johnson 13 return of blocked punt (pass failed)

**Oakland:** Rice 48 pass from Gannon (pass failed)

**Tampa Bay:** Brooks 44 INT return (Gramatica kick)

**Tampa Bay:** Smith 50 INT return (Gramatica kick)

#### TEAM STATISTICS

|                              | OAK     | TB      |
|------------------------------|---------|---------|
| <b>First Downs</b>           | 11      | 24      |
| <b>Total Net Yards</b>       | 269     | 365     |
| <b>Total Offensive Plays</b> | 60      | 76      |
| <b>Rushes-Net Yards</b>      | 11-19   | 42-150  |
| <b>Net Yards Passing</b>     | 250     | 215     |
| <b>Att.-Comp.-Int.</b>       | 44-24-5 | 34-18-1 |
| <b>Sacked-Yards</b>          | 5-22    | 0-0     |
| <b>Punts.-Avg.</b>           | 5-39.0  | 5-31.0  |
| <b>Fumbles-Lost</b>          | 1-0     | 1-0     |
| <b>Penalties-Yards</b>       | 7-51    | 5-41    |
| <b>Time of Possession</b>    | 22:46   | 37:14   |

#### INDIVIDUAL STATISTICS

##### RUSHING

**Oakland:** Garner 7-10, Crockett 2-6, Gannon 2-3.

**Tampa Bay:** Pittman 29-124, Alstott 10-15 (1 TD), B. Johnson 1-10, Stecker 1-1, Tupa 1-0.

##### PASSING

**Oakland:** Gannon 44-24-272, 2 TD, 5 INT.

**Tampa Bay:** B. Johnson 34-18-215, 2 TD, 1 INT.

##### RECEIVING

**Oakland:** Garner 7-51, Rice 5-77 (1 TD), Jolley 5-59, Porter 4-62 (1 TD), Brown 1-9, Ritchie 1-7, Wheatley 1-7.

**Tampa Bay:** K. Johnson 6-69, Alstott 5-43, Jurevicius 4-78, McCardell 2-13 (2 TD), Dilger 1-12.

##### INTERCEPTIONS

**Oakland:** Woodson 1-12.

**Tampa Bay:** Smith 2-94 (2 TD), Jackson 2-34, Brooks 1-44 (1 TD).

##### SACKS

**Oakland:** None.

**Tampa Bay:** Rice 2-7, Sapp 1-9, Spires 1-5, Wyms 1-1.

##### ATTENDANCE

67,603



# 2005 NFC WILD CARD GAME



## WASHINGTON 17, TAMPA BAY 10 JANUARY 7, 2006 RAYMOND JAMES STADIUM (65,514)



**TAMPA** - Despite surrendering just 120 yards of total offense to the visiting Washington Redskins, Tampa Bay suffered its first playoff defeat at Raymond James Stadium in the NFC Wild Card contest. The 120 yards were the fewest yards gained by a winning team in a game in NFL playoff history. Redskins QB Mark Brunell was limited to seven completions on 15 attempts for 41 yards and one interception while the Washington rushing attack averaged only 3.1 yards per carry on 31 attempts. Tampa Bay fell behind 14-0 in the first quarter following two Tampa Bay miscues. Redskins LB LaVar Arrington picked off a tipped QB Chris Simms pass deep in Buccaneers territory on their second possession, setting up a RB Clinton Portis six-yard touchdown run. On the ensuing possession, RB Carnell "Cadillac" Williams fumbled and Redskins S Sean Taylor returned it 51 yards for a touchdown. The two teams traded field goals in the second quarter as Washington went to the locker room with a 17-3 lead at halftime. Tampa Bay got back within seven at 17-10 on its first possession of the second half, driving 51 yards in seven plays as Simms capped it off with a two-yard touchdown run for what turned out to be the final scoring of the day. Following a CB Brian Kelly interception in Washington territory with just under four minutes remaining, the Buccaneers had a chance to tie the game but Simms' 35-yard pass into the end zone to WR Edell Shepherd was ruled incomplete. Tampa Bay regained possession near midfield with 1:05 left in the contest, but Simms was intercepted following another tipped ball on the first play of the drive.



| SCORING           | 1  | 2 | 3 | 4 | F  |
|-------------------|----|---|---|---|----|
| <b>Washington</b> | 14 | 3 | 0 | 0 | 17 |
| <b>Tampa Bay</b>  | 0  | 3 | 7 | 0 | 10 |

**Washington:** Portis 6 run (Hall kick)  
**Washington:** Taylor 51 fumble return (Hall kick)  
**Tampa Bay:** Bryant 43 FG  
**Washington:** Hall 47 FG  
**Tampa Bay:** Simms 2 run (Bryant kick)

### TEAM STATISTICS

|                              | WASH   | TB      |
|------------------------------|--------|---------|
| <b>First Downs</b>           | 9      | 17      |
| <b>Total Net Yards</b>       | 120    | 243     |
| <b>Total Offensive Plays</b> | 49     | 66      |
| <b>Rushes-Net Yards</b>      | 31-95  | 25-75   |
| <b>Net Yards Passing</b>     | 25     | 168     |
| <b>Att.-Comp.-Int.</b>       | 16-7-1 | 38-25-2 |
| <b>Sacked-Yards</b>          | 2-16   | 3-30    |
| <b>Punts-Avg.</b>            | 7-38.3 | 5-39.4  |
| <b>Fumbles-Lost</b>          | 3-0    | 3-1     |
| <b>Penalties-Yards</b>       | 4-30   | 3-30    |
| <b>Time of Possession</b>    | 25:31  | 34:29   |

### INDIVIDUAL STATISTICS

#### RUSHING

**Washington:** Portis 16-53 (1 TD), Betts 10-25, Moss 1-11, Brunell 4-6.  
**Tampa Bay:** Williams 18-49, Alstott 4-15, Simms 3-11.

#### PASSING

**Washington:** Brunell 15-7-41, 0 TD, 1 INT, Portis 1-0-0, 0 TD, 0 INT.  
**Tampa Bay:** Simms 38-25-198, 0 TD, 2 INT.

#### RECEIVING

**Washington:** Moss 2-18, Cooley 2-12, Betts 1-11, Thrash 1-5, Portis 1(-5).  
**Tampa Bay:** Galloway 7-69, Hilliard 4-38, Pittman 3-30, Becht 3-26, Smith 3-14, Williams 3-10, Alstott 1-7, Shepherd 1-4.

#### INTERCEPTIONS

**Washington:** Arrington 1-21, Washington 1-13.  
**Tampa Bay:** Kelly 1-3.

#### SACKS

**Washington:** Daniels 1-13, Stoutmire 1-9, Evans 1-8.  
**Tampa Bay:** Rice 1-11, Wyms 1-5.

#### ATTENDANCE

65,514

FRONT OFFICE

PLAYERS

2023 REVIEW

HISTORY

RECORDS

SIDELINES

## 2007 NFC WILD CARD GAME



# N.Y. GIANTS 24, TAMPA BAY 14

## JANUARY 6, 2008

### RAYMOND JAMES STADIUM (65,621)



**TAMPA** – Playing host to the New York Giants in an NFC Wild Card matchup, the Buccaneers 2007 season came to an end as the Giants advanced with a 24-14 victory. Tampa Bay started fast, taking a 7-0 lead in the first quarter on a RB Earnest Graham one-yard touchdown run as the Buccaneers gained 78 first-quarter yards compared to the Giants minus-two yards. New York evened the score with 10:02 left in the first half as QB Eli Manning found RB Brandon Jacobs on a five-yard scoring pass. The Giants took the lead on their next possession as Jacobs scored on an eight-yard run, giving New York a 14-7 lead at halftime. Following a Buccaneers fumble on the opening kickoff of the second half, the Giants tacked on a 25-yard field goal for a 17-7 lead. Tampa Bay drove into Giants territory on its next possession, but QB Jeff Garcia was intercepted in the end zone. Following a Buccaneers punt that pinned the Giants at their own eight-yard line, New York drove 92 yards in 15 plays to take a 24-7 lead with 8:03 left in the game on a Manning to WR Amani Toomer four-yard touchdown pass. Tampa Bay pulled within 10 on the ensuing drive as Garcia connected with TE Alex Smith for a six-yard score with 3:25 left in the contest. The Buccaneers forced a punt on the Giants next possession and advanced near midfield, but Garcia was intercepted just after the two-minute warning to end the Buccaneers comeback attempt. LB Derrick Brooks played in his 11th postseason game, becoming the all-time leader in postseason games played in franchise history.

| SCORING            | 1 | 2  | 3 | 4 | F  |
|--------------------|---|----|---|---|----|
| <b>N.Y. Giants</b> | 0 | 14 | 3 | 7 | 24 |
| <b>Tampa Bay</b>   | 7 | 0  | 0 | 7 | 14 |

|                   |   |
|-------------------|---|
| <b>Tampa Bay:</b> | Graham 1 run (Bryant kick)              |
| <b>New York:</b>  | Jacobs 5 pass from Manning (Tynes kick) |
| <b>New York:</b>  | Jacobs 8 run (Tynes kick)               |
| <b>New York:</b>  | Tynes 25 FG                             |
| <b>New York:</b>  | Toomer 4 pass from Manning (Tynes kick) |
| <b>Tampa Bay:</b> | Smith 6 pass from Garcia (Bryant kick)  |

## TEAM STATISTICS

|                              | <b>NYG</b> | <b>TB</b> |
|------------------------------|------------|-----------|
| <b>First Downs</b>           | 16         | 20        |
| <b>Total Net Yards</b>       | 277        | 271       |
| <b>Total Offensive Plays</b> | 58         | 62        |
| <b>Rushes-Net Yards</b>      | 30-100     | 22-69     |
| <b>Net Yards Passing</b>     | 177        | 202       |
| <b>Att.-Comp.-Int.</b>       | 27-20-0    | 39-23-2   |
| <b>Sacked-Yards</b>          | 1-8        | 1-5       |
| <b>Punts.-Avg.</b>           | 6-44.5     | 5-36.8    |
| <b>Fumbles-Lost</b>          | 0-0        | 2-1       |
| <b>Penalties-Yards</b>       | 5-41       | 4-25      |
| <b>Time of Possession</b>    | 33:31      | 26:29     |

## INDIVIDUAL STATISTICS

**RUSHING**

**New York:** Bradshaw 17-66, Jacobs 13-34.

**Tampa Bay:** Graham 18-63, Pittman 1-5, Askew 1-3, Garcia 1-2, Galloway 1(-4).

**PASSING**

**New York:** Manning 27-20-185, 2 TD, 0 INT.

**Tampa Bay:** Garcia 39-23-207, 1 TD, 2 INT.

**RECEIVING**

**New York:** Toomer 7-74, Burress 4-38, Smith 3-29, Jacobs 2-16, Boss 2-14, Bradshaw 1-9, Hedgecock 1-5.

**Tampa Bay:** Pittman 5-62, Graham 4-27, Hilliard 4-27, Clayton 3-39, Smith 3-26, Askew 2-12, Galloway 1-9, Stevens 1-5.

**INTERCEPTIONS**

**New York:** Webster 1-0, McQuarters 1-0.

**Tampa Bay:** None.

**SACKS**

**New York:** Strahan 1-5.

**Tampa Bay:** Adams 1-8.

**ATTENDANCE**

65,621





# 2020 NFC WILD CARD GAME

## TAMPA BAY 31, WASHINGTON 23

### JANUARY 9, 2021

#### FEDEXFIELD (NO ATTENDANCE)



**LANDOVER, MD.** – In Tampa Bay's most prolific postseason offensive performance to date, the Buccaneers defeated the Washington Football Team, 31-23, while setting franchise postseason records for both single-game net yards (507), and single-game net passing yards (365). Pro Bowl wide receiver Mike Evans racked up 119 yards receiving on six receptions to help the Buccaneers advance to the NFC Divisional Round. Quarterback Tom Brady threw a pair of touchdown passes in the opening half – finding Antonio Brown and Chris Godwin – to give the Buccaneers an 18-7 lead going into the break. Washington quarterback Taylor Heinicke, who was starting just the second game of his NFL career, found both his rhythm and the end zone in the second half, scoring on a 8-yard touchdown run late in the third quarter to bring the score to 18-16 in favor of the Buccaneers. Tampa Bay responded by scoring the next 11 points via a Ryan Succop 38-yard field goal and a three-yard touchdown run from Leonard Fournette to push the lead up to 28-16. Washington came back with a long touchdown drive of its own – finished off by an 11-yard touchdown pass from Heinicke to Steven Sims Jr. – to once again make it a one-possession game with 4:20 remaining in the contest. Succop hit his fourth field goal of the game with 2:49 remaining to give Tampa Bay a 31-23 lead that it wouldn't surrender. Succop's four made field goals in the game marked the most in a single game in Buccaneers' playoff history. Meanwhile, Fournette's 132 scrimmage yards at Washington stand as the third-most by a Tampa Bay player in a playoff game.



| SCORING            | 1  | 2 | 3 | 4  | F  |
|--------------------|--|---|---|----|----|
| <b>Tampa Bay</b>   | 9  | 9 | 0 | 13 | 31 |
| <b>Washington</b>  | 0  | 7 | 9 | 7  | 23 |
| <b>Tampa Bay:</b>  | Succop 29 FG                                 |   |   |    |    |
| <b>Tampa Bay:</b>  | Brown 36 pass from Brady (kick blocked)      |   |   |    |    |
| <b>Washington:</b> | McKissic 2 run (Hopkins kick)                |   |   |    |    |
| <b>Tampa Bay:</b>  | Godwin 27 pass from Brady (run failed)       |   |   |    |    |
| <b>Tampa Bay:</b>  | Succop 23 FG                                 |   |   |    |    |
| <b>Washington:</b> | Hopkins 36 FG                                |   |   |    |    |
| <b>Washington:</b> | Heinicke 8 run (pass failed)                 |   |   |    |    |
| <b>Tampa Bay:</b>  | Succop 38 FG                                 |   |   |    |    |
| <b>Tampa Bay:</b>  | Fournette 3 run (Succop kick)                |   |   |    |    |
| <b>Washington:</b> | S. Sims 11 pass from Heinicke (Hopkins kick) |   |   |    |    |
| <b>Tampa Bay:</b>  | Succop 37 FG                                 |   |   |    |    |

| TEAM STATISTICS              | WAS     | TB      |
|------------------------------|---------|---------|
| <b>First Downs</b>           | 23      | 26      |
| <b>Total Net Yards</b>       | 375     | 507     |
| <b>Total Offensive Plays</b> | 69      | 72      |
| <b>Rushes-Net Yards</b>      | 23-86   | 29-142  |
| <b>Net Yards Passing</b>     | 289     | 365     |
| <b>Att.-Comp.-Int.</b>       | 44-26-1 | 40-20-0 |
| <b>Sacked-Yards</b>          | 2-17    | 3-16    |
| <b>Punts.-Avg.</b>           | 5-36.6  | 3-42.3  |
| <b>Fumbles-Lost</b>          | 0-0     | 2-1     |
| <b>Penalties-Yards</b>       | 2-25    | 3-24    |
| <b>Time of Possession</b>    | 28:48   | 31:12   |

| INDIVIDUAL STATISTICS  |
|--|
| <b>RUSHING</b>   |
| <b>Washington:</b> Heinicke 6-46 (1 TD), Gibson 14-31, McKissic 2-5 (1 TD), S. Sims 1-4                            |
| <b>Tampa Bay:</b> Fournette 19-93 (1 TD), Brown 1-22, Vaughn 5-21, Miller 1-8.                                     |
| <b>PASSING</b>   |
| <b>Washington:</b> Heinicke 44-26-306, 1 TD, 1 INT   |
| <b>Tampa Bay:</b> Brady 40-22-381, 2 TD, 0 INT   |
| <b>RECEIVING</b>   |
| <b>Washington:</b> C. Sims 7-104, McLaurin 6-75, Thomas 5-74, S. Sims 3-33, McKissic 2-8, Sprinkle 1-8, Gibson 2-4 |
| <b>Tampa Bay:</b> Evans 6-119, Brate 4-80, Godwin 5-79 (1 TD), Brown 2-49 (1 TD), Fournette 4-39, Miller 1-15      |
| <b>INTERCEPTIONS</b>   |
| <b>Washington:</b> None  |
| <b>Tampa Bay:</b> Murphy-Bunting 1-0   |
| <b>SACKS</b>   |
| <b>Washington:</b> Payne 2-14, Sweat 1-2   |
| <b>Tampa Bay:</b> David 1-11, Nelson 1-6   |
| <b>ATTENDANCE</b>  |
| 0 (COVID-19 Pandemic)  |

FRONT OFFICE

PLAYERS

2023 REVIEW

HISTORY

RECORDS

SIDELINES



# 2020 NFC DIVISIONAL GAME

## TAMPA BAY 30, NEW ORLEANS 20

### JANUARY 17, 2021

#### MERCEDES-BENZ SUPERDOME (3,750)



**NEW ORLEANS** - The Tampa Bay Buccaneers came out on top in their first ever postseason meeting with the division-rival New Orleans Saints, prevailing by a 30-20 score. Turnovers proved to be the difference as the Buccaneers defense picked off Saints quarterback Drew Brees three times and recovered a Jared Cook fumble, while Tampa Bay's offense put forth a turnover-free performance, giving the Buccaneers a 4-0 advantage in the turnover battle. Saints wide receiver and return specialist Deonte Harris returned the game's first punt 54 yards to set up kicker Will Lutz for his first of two first-quarter field goals that gave New Orleans an early 6-0 lead. Tampa Bay responded with 10-straight points on a Ryan Succop field goal followed by a three-yard touchdown pass from Tom Brady to Mike Evans. The Saints' lone possession between the Buccaneers' back-to-back scores was halted by an interception from cornerback Sean Murphy-Bunting, who returned it 36 yards to the Saints' 3-yard line, setting Tampa Bay up with great field position leading into Evans' touchdown catch. Trailing for the first time, New Orleans pulled out a trick play with a direct snap to running back Alvin Kamara, who handed it off to Emmanuel Sanders on a reverse. Sanders then pitched it back to quarterback Jameis Winston, who began the play lined up on the outside prior to throwing a 56-yard touchdown strike to Tre'Quan Smith, re-gaining the lead for New Orleans. A 37-yard field goal from Succop knotted the score at 13 going into halftime. Smith hauled in a 16-yard touchdown pass from Drew Brees to begin the second half, but Tampa would score the game's final 17 points, aided by three second-half takeaways, to leave New Orleans with a win. Buccaneers running back Leonard Fournette accumulated 107 scrimmage yards in the contest, including a 6-yard touchdown reception in the third quarter. Meanwhile, Brady finished with 199 passing yards and three total touchdowns, with zero interceptions.

| SCORING            | 1 | 2  | 3 | 4  | F  |
|--------------------|---|----|---|----|----|
| <b>Tampa Bay</b>   | 0 | 13 | 7 | 10 | 30 |
| <b>New Orleans</b> | 6 | 7  | 7 | 0  | 20 |

**New Orleans:** Lutz 23 FG

**New Orleans:** Lutz 42 FG

**Tampa Bay:** Succop 26 FG

**Tampa Bay:** Evans 3 pass from Brady (Succop kick)

**New Orleans:** T. Smith 56 pass from Winston (Lutz kick)

**Tampa Bay:** Succop 37 FG

**New Orleans:** T. Smith 16 pass from Brees (Lutz kick)

**Tampa Bay:** Fournette 6 pass from Brady (Succop kick)

**Tampa Bay:** Succop 36 FG

**Tampa Bay:** Brady 1 run (Succop kick)

#### TEAM STATISTICS

|                              | TB      | NO      |
|------------------------------|---------|---------|
| <b>First Downs</b>           | 20      | 20      |
| <b>Total Net Yards</b>       | 316     | 294     |
| <b>Total Offensive Plays</b> | 69      | 60      |
| <b>Rushes-Net Yards</b>      | 35-127  | 25-104  |
| <b>Net Yards Passing</b>     | 189     | 190     |
| <b>Att.-Comp.-Int.</b>       | 33-18-0 | 35-20-3 |
| <b>Sacked-Yards</b>          | 1-10    | 0-0     |
| <b>Punts.-Avg.</b>           | 4-30.5  | 2-40.5  |
| <b>Fumbles-Lost</b>          | 1-0     | 1-1     |
| <b>Penalties-Yards</b>       | 7-62    | 5-34    |
| <b>Time of Possession</b>    | 31:31   | 28:29   |

#### INDIVIDUAL STATISTICS

##### RUSHING

**New Orleans:** Kamara 18-85, Montgomery 4-14, Brees 2-3,

Washington 1-2

**Tampa Bay:** Fournette 17-63, Jones 13-62, Brady 5-2 (1 TD)

##### PASSING

**New Orleans:** Brees 34-19-134, 1 TD, 3 INT, Winston 1-1-56,

1 TD, 0 INT

**Tampa Bay:** Brady 33-18-199, 2 TD, 0 INT

##### RECEIVING

**New Orleans:** Smith 3-85 (2 TD), Sanders 6-48, Cook 5-28,

Kamara 3-20, Montgomery 1-13, Harris 1-(-1), J. Hill 1-(-3)

**Tampa Bay:** Brate 4-50, Fournette 5-44 (1 TD), Godwin

4-34, Miller 1-29, Johnson 1-15, Gronkowski 1-14, Brown

1-10, Evans 1-3 (1 TD)

##### INTERCEPTIONS

**New Orleans:** None

**Tampa Bay:** Murphy-Bunting 1-36, White 1-28, Edwards 1-1

##### SACKS

**New Orleans:** Davis 1-10

**Tampa Bay:** None

##### ATTENDANCE

3,750





# 2020 NFC CHAMPIONSHIP GAME

## TAMPA BAY 31, GREEN BAY 26 JANUARY 24, 2021 LAMBEAU FIELD (7,772)



**TAMPA** - On the shoulders of a combined five-sack day by edge rushers Shaquil Barrett and Jason Pierre-Paul, the Tampa Bay Buccaneers won the franchise's second NFC Championship, defeating the Green Bay Packers, 31-26. Tampa Bay executed a nine-play, 66-yard drive to begin the game - capped off by a 15-yard touchdown pass from Tom Brady to Mike Evans - scoring the only points in the first quarter. The Packers got to work quickly to open the second quarter as Aaron Rodgers found Marquez Valdes-Scantling for a 50-yard touchdown strike to briefly tie the game before Tampa Bay responded with a 20-yard touchdown run from Leonard Fournette. Then with just 28 second remaining in the opening half, the Packers - trailing 14-10 - had the ball with a chance to climb within a point or potentially take the lead, however a timely, game-changing interception from Sean Murphy-Bunting gave the Buccaneers the ball back with enough time for Brady to deliver a 39-yard touchdown pass to Scotty Miller with just one second remaining, giving Tampa Bay a 21-10 edge at halftime. The momentum carried over into the second half for Tampa Bay as Jordan Whitehead got things going with a forced fumble that was scooped up by Devin White, leading to another Buccaneers touchdown - an eight-yard reception by Cameron Brate - extending the lead to 28-10 with 13:54 remaining in the third quarter. From that point on, Green Bay outscored Tampa Bay 17-3, but the Buccaneers were able to overcome interceptions on three consecutive drives and hold on to win by a 31-26 score. Chris Godwin's fifth reception of the game sealed the win for Tampa Bay and lifted the Buccaneers to the organization's second Super Bowl appearance. Godwin's 110 receiving yards in the game marked the second-most in a playoff game in franchise history. Barrett's 3.0 sacks tied for the most in a postseason game in team history, while Pierre-Paul's two sacks tied for the third-most in a single playoff game. As a team, the Buccaneers 5.0 sacks at Green Bay tied for the most in team postseason history.



| SCORING          | 1 | 2  | 3  | 4 | F  |
|------------------|---|----|----|---|----|
| <b>Tampa Bay</b> | 7 | 14 | 7  | 3 | 31 |
| <b>Green Bay</b> | 0 | 10 | 13 | 3 | 26 |

|                   |   |
|-------------------|---|
| <b>Tampa Bay:</b> | Evans 15 pass from Brady (Succop kick)              |
| <b>Green Bay:</b> | Valdes-Scantling 50 pass from Rodgers (Crosby kick) |
| <b>Tampa Bay:</b> | Fournette 20 run (Succop kick)                      |
| <b>Green Bay:</b> | Crosby 24 FG  |
| <b>Tampa Bay:</b> | Miller 39 pass from Brady (Succop kick)             |
| <b>Tampa Bay:</b> | Brate 8 pass from Brady (Succop kick)               |
| <b>Green Bay:</b> | Tonyan 8 pass from Rodgers (Crosby kick)            |
| <b>Green Bay:</b> | Adams 2 pass from Rodgers (Crosby kick)             |
| <b>Tampa Bay:</b> | Succop 46 FG  |
| <b>Green Bay:</b> | Crosby 26 FG  |

### TEAM STATISTICS

|                              | TB      | GB      |
|------------------------------|---------|---------|
| <b>First Downs</b>           | 19      | 23      |
| <b>Total Net Yards</b>       | 351     | 381     |
| <b>Total Offensive Plays</b> | 61      | 69      |
| <b>Rushes-Net Yards</b>      | 24-76   | 16-67   |
| <b>Net Yards Passing</b>     | 275     | 314     |
| <b>Att.-Comp.-Int.</b>       | 36-20-3 | 48-33-1 |
| <b>Sacked-Yards</b>          | 1-5     | 5-32    |
| <b>Punts.-Avg.</b>           | 2-40.0  | 3-44.7  |
| <b>Fumbles-Lost</b>          | 0-0     | 2-1     |
| <b>Penalties-Yards</b>       | 2-8     | 4-30    |
| <b>Time of Possession</b>    | 25:23   | 34:37   |

### INDIVIDUAL STATISTICS

#### RUSHING

**Green Bay:** Jones 6-27, Williams 7-23, Dillon 3-17  
**Tampa Bay:** Fournette 12-55 (1 TD), Jones 10-16, Godwin 1-6, Brady 1(-1)

#### PASSING

**Green Bay:** Rodgers 48-33-346, 3 TD, 1 INT  
**Tampa Bay:** Brady 36-20-3, 3 TD, 3 INT

#### RECEIVING

**Green Bay:** Valdes-Scantling 4-115 (1 TD), Adams 9-67 (1 TD), Lazard 3-62, Lewis 3-28, Tonyan 4-22, Williams 4-22, Dillon 1-13, St. Brown 1-10, Jones 4-7  
**Tampa Bay:** Godwin 5-110, Evans 3-51 (1 TD), Miller 2-36 (1 TD), Gronkowski 1-29, Fournette 5-19, Brate 3-19 (1 TD), Johnson 1-16

#### INTERCEPTIONS

**Green Bay:** Alexander 2-16, Amos 1-0  
**Tampa Bay:** Murphy-Bunting 1-0

#### SACKS

**Green Bay:** Clark 1-5  
**Tampa Bay:** Barrett 3-18, Pierre-Paul 2-14

#### ATTENDANCE

7,772

FRONT OFFICE

PLAYERS

2023 REVIEW

HISTORY

RECORDS

SIDELINES

## SUPER BOWL LV

**TAMPA BAY 31, KANSAS CITY 9**  
**FEBRUARY 7, 2021**  
**RAYMOND JAMES STADIUM (24,835)**



**TAMPA** - In a dominating performance at Raymond James Stadium, the Tampa Bay Buccaneers defeated the Kansas City Chiefs, 31-9, to claim the Lombardi Trophy, becoming the first team in NFL history to win a Super Bowl in its home stadium. The Tampa Bay defense became just the fifth

in Super Bowl history not to allow a touchdown. Trailing 3-0 in the first quarter, Tom Brady found Rob Gronkowski for an 8-yard touchdown pass to give Tampa Bay a lead which it would never surrender. The Buccaneers were stopped on the goal line on their next possession, but followed it up with three consecutive touchdown drives. Gronkowski hauled in a 17-yard pass from Brady to score his second touchdown of the game, putting his name next to Jerry Rice as the only players in NFL history with two-or-more touchdown receptions in multiple Super Bowls. With 1:01 remaining in the opening half, the Buccaneers took advantage of a penalty-aided drive that resulted in a 1-yard touchdown reception for Antonio Brown with just six seconds before halftime, giving Tampa Bay a 21-6 advantage at the break. The Chiefs were able to get a field goal on their first drive of the second half, but that would mark the final points of the ballgame for Kansas City. The Buccaneers immediately responded with a Leonard Fournette 27-yard touchdown run followed by a 52-yard Ryan Succop field goal to push the lead to 31-9. The second half continued to be dominated by the Buccaneers defense, which consistently put pressure on Chiefs quarterback Patrick Mahomes. Tampa Bay's defense recorded a pair of second-half interceptions - one from Devin White and one from Antoine Winfield Jr. Winfield became just the seventh rookie in NFL history with an interception in the Super Bowl. Collectively, the Buccaneers defense racked up nine quarterback hits in the game, which were tied for the fourth-most in a Super Bowl since QB hits became regularly tracked in 2006. Shaquil Barrett had four quarterback hits alone, tying for the second-most by an individual player in that span. Brady won Super Bowl MVP honors for the fifth time in his career, throwing for 201 yards and three touchdowns to earn a 125.8 passer rating. He moved to 7-3 in his career in Super Bowls - the most wins ever by any player in league history. The Super Bowl victory was the eighth consecutive win for the Buccaneers dating back to the regular season, the longest winning streak in team history.





| SCORING            | 1 | 2  | 3  | 4 | F  |
|--------------------|---|----|----|---|----|
| <b>Kansas City</b> | 3 | 3  | 3  | 0 | 9  |
| <b>Tampa Bay</b>   | 7 | 14 | 10 | 0 | 31 |

**Kansas City:** Butker 49 FG  
**Tampa Bay:** Gronkowski 8 pass from Brady (Succop kick)  
**Tampa Bay:** Gronkowski 17 pass from Brady (Succop kick)  
**Kansas City:** Butker 34 FG  
**Tampa Bay:** Brown 1 pass from Brady (Succop kick)  
**Kansas City:** Butker 52 FG  
**Tampa Bay:** Fournette 27 run (Succop kick)  
**Tampa Bay:** Succop 52 FG

**TEAM STATISTICS**

|                              | KC      | TB      |
|------------------------------|---------|---------|
| <b>First Downs</b>           | 22      | 26      |
| <b>Total Net Yards</b>       | 350     | 340     |
| <b>Total Offensive Plays</b> | 69      | 63      |
| <b>Rushes-Net Yards</b>      | 17-107  | 33-145  |
| <b>Net Yards Passing</b>     | 243     | 195     |
| <b>Att.-Comp.-Int.</b>       | 49-26-2 | 29-21-0 |
| <b>Sacked-Avg.</b>           | 3-27    | 1-6     |
| <b>Punts.-Avg.</b>           | 3-29.0  | 4-37.5  |
| <b>Fumbles-Lost</b>          | 1-0     | 1-0     |
| <b>Penalties-Yards</b>       | 11-120  | 4-39    |
| <b>Time of Possession</b>    | 28:37   | 31:23   |

**INDIVIDUAL STATISTICS**

**RUSHING**

**Kansas City:** Edwards-Helaire 9-64, Mahomes 5-33, D. Williams (2-5), Hill 1-5  
**Tampa Bay:** Fournette 16-89 (1 TD), Jones 12-61, Brady 4(-2), Miller 1(-3)

**PASSING**

**Kansas City:** Mahomes 49-26-270, 0 TD, 2 INT  
**Tampa Bay:** Brady 29-21-201, 3 TD, 0 INT

**RECEIVING**

**Kansas City:** Kelce 10-133, Hill 7-73, Edwards-Helaire 2-23, Watkins 1-13, Robinson 1-11, D. Williams 2-10, Hardman 2-4, Pringle 1-3  
**Tampa Bay:** Gronkowski 6-67 (2 TD), Fournette 4-46, Evans 1-31, Brate 3-26, Brown 5-22 (1 TD), Godwin 2-9

**INTERCEPTIONS**

**Kansas City:** None  
**Tampa Bay:** Winfield 1-0, White 1-0

**SACKS**

**Kansas City:** Clark 1-6  
**Tampa Bay:** Suh 1.5-14.5, Barrett 1-6, Gill 0.5-6.5

**ATTENDANCE**

24,835





# 2021 NFC WILD CARD GAME

## TAMPA BAY 31, PHILADELPHIA 15

### JANUARY 16, 2022

#### RAYMOND JAMES STADIUM (65,077)



**TAMPA** - The Tampa Bay Buccaneers kicked off their 2021-22 NFL Playoffs with a dominating performance on both sides of the ball vs. the Philadelphia Eagles in the Super Wild Card Round, racing out to a 31-0 lead through three quarters. In the absence of the team's two primary running backs Leonard Fournette and Ronald Jones II, it was fellow running backs Giovani Bernard and Ke'Shawn Vaughn finding the endzone in the opening quarter to give Tampa Bay a 14-0 advantage. Meanwhile, the Buccaneers defense delivered a first-half shutout to take a 17-0 lead into halftime after safety Mike Edwards intercepted a pass in the endzone with 43 seconds remaining to preserve the lead heading into the break. In the second half, Tampa Bay picked up right where it left off, capitalizing on a pair of third quarter turnovers and turning them into 14 points on the other end. The first was a muffed punt by the Eagles that led to a 2-yard touchdown pass from Tom Brady to Rob Gronkowski. On the very next Eagles' possession, quarterback Jalen Hurts was picked off by Buccaneers outside linebacker Shaquil Barrett, which led to another Tom Brady touchdown — a 36-yard pass to Mike Evans. Evans led the team with a single-game franchise playoff record nine receptions for 117 yards and a touchdown. Philadelphia scored the game's final 15 points in the fourth quarter, but came up short as Tampa Bay advanced to the NFC Divisional Round. It marked the fifth consecutive playoff win for Tampa Bay, the team's longest in franchise history. Tampa Bay became one of just three teams in NFL history to have five consecutive playoff games scoring 30-or-more points joining the New Orleans Saints (1/16/10-1/14/12) and Kansas City Chiefs (1/12/19-2/2/20). The 16-point winning margin marked the fifth-largest in team history, while Tom Brady's 115.2 passer rating in the game ranked as the second-best mark in a postseason game in franchise history.

| SCORING      | 1  | 2 | 3  | 4  | F  |
|--------------|----|---|----|----|----|
| Philadelphia | 0  | 0 | 0  | 15 | 15 |
| Tampa Bay    | 14 | 3 | 14 | 0  | 31 |

|                      |  |
|----------------------|--|
| <b>Tampa Bay:</b>    | Bernard 2 run (Succop kick)                |
| <b>Tampa Bay:</b>    | Vaughn 1 run (Succop kick)                 |
| <b>Tampa Bay:</b>    | Succop 34 FG                               |
| <b>Tampa Bay:</b>    | Gronkowski 2 pass from Brady (Succop kick) |
| <b>Tampa Bay:</b>    | Evans 36 pass from Brady (Succop kick)     |
| <b>Philadelphia:</b> | Scott 34 run (Elliott kick)                |
| <b>Philadelphia:</b> | Gainwell 16 pass from Hurts (Elliott kick) |

#### TEAM STATISTICS

|                              | PHI     | TB      |
|------------------------------|---------|---------|
| <b>First Downs</b>           | 14      | 23      |
| <b>Total Net Yards</b>       | 339     | 349     |
| <b>Total Offensive Plays</b> | 62      | 72      |
| <b>Rushes-Net Yards</b>      | 17-95   | 31-106  |
| <b>Net Yards Passing</b>     | 244     | 243     |
| <b>Att.-Comp.-Int.</b>       | 43-23-2 | 37-29-0 |
| <b>Sacked-Yards</b>          | 2-14    | 4-28    |
| <b>Punts.-Avg.</b>           | 6-42.0  | 7-48.7  |
| <b>Fumbles-Lost</b>          | 3-1     | 0-0     |
| <b>Penalties-Yards</b>       | 4-45    | 4-35    |
| <b>Time of Possession</b>    | 26:57   | 33:03   |

#### INDIVIDUAL STATISTICS

##### RUSHING

**Tampa Bay:** Vaughn 17-53 (1 TD), Bernard 13-44 (1 TD), Miller 1-9

**Philadelphia:** Hurts 8-39, Scott 1-34 (1 TD), Sanders 7-16, Gainwell 1-6

##### PASSING

**Tampa Bay:** Brady 37-29-271, 2 TD, 0 INT

**Philadelphia:** Hurts 43-23-258, 1 TD, 2 INT

##### RECEIVING

**Tampa Bay:** Evans 9-117 (1 TD), Bernard 5-39, Gronkowski 5-31 (1 TD), Brate 3-29, Johnson 2-30, Vaughn 2-9, Miller 1-8, Perriman 1-5, Howard 1-3

**Philadelphia:** Goedert 6-92, Gainwell 5-49, Smith 4-60, Sanders 3-12, Watkins 2-35, Howard 1-7, Reagor 1-2, Scott 1-1

##### INTERCEPTIONS

**Tampa Bay:** Barrett 1-17, Edwards 1-0

**Philadelphia:** None

##### SACKS

**Tampa Bay:** McLendon 1-9, Winfield Jr. 1-5

**Philadelphia:** Kerrigan 1.5-12.5, Hargrave 1-8, Singleton 1-4, Barnett 0.5-3.5

##### ATTENDANCE

65,077





# 2021 NFC DIVISIONAL ROUND

## LOS ANGELES 30, TAMPA BAY 27 JANUARY 23, 2022 RAYMOND JAMES STADIUM (65,597)



**TAMPA** - The Buccaneers mounted a thrilling 24-point comeback effort to knot the score at 27 with just 42 seconds remaining in regulation, but ultimately Tampa Bay fell 30-27 to the Los Angeles Rams in the 2021 NFC Divisional Round. The Rams leaned on their stars to open up a 20-3 lead at halftime and a 27-3 lead late in the third quarter as quarterback Matthew Stafford threw a pair of first-half touchdown passes, including a 70-yard completion to wide receiver Cooper Kupp, before later running it in for a third touchdown in the third quarter. Kupp led all players with 102 first-half receiving yards and 183 total for the game. Late in the third quarter, Tampa Bay began to find itself, scoring on a 31-yard field goal from Ryan Succop and a 1-yard touchdown run by Leonard Fournette to cut the deficit to 27-13 heading into the final frame. Three second half fumble recoveries allowed the Buccaneers to continue to climb back into the game and the four total fumble recoveries by Tampa Bay set a new single-game franchise playoff record. With 3:20 remaining in the game, wide receiver Mike Evans beat Rams All-Pro cornerback Jalen Ramsey down the sideline and hauled in a 55-yard touchdown strike from quarterback Tom Brady to bring the Buccaneers back into a one-possession ballgame. On the second Rams play following the Evans touchdown, defensive lineman Ndamukong Suh forced the ball loose from Los Angeles running back Cam Akers, and the fumble was scooped up by linebacker Lavonte David to give Tampa Bay a chance to tie with 2:25 remaining in the game. The Buccaneers took full advantage, finishing off a seven-play, 30-yard drive with a 9-yard Fournette touchdown run with 42 seconds left on the clock. However, the Stafford-Kupp duo struck again, connecting for two completions totaling 64 yards to put Los Angeles in field goal range. Rams kicker Matt Gay connected on a game-winning 30-yard field goal which ended the Tampa Bay Buccaneers 2021-22 season. Mike Evans' 119 receiving yards in the game tied his own franchise single-game playoff record.



| SCORING            | 1  | 2  | 3  | 4  | F  |
|--------------------|----|----|----|----|----|
| <b>Los Angeles</b> | 10 | 10 | 7  | 3  | 30 |
| <b>Tampa Bay</b>   | 3  | 0  | 10 | 14 | 27 |

**Los Angeles:** Gay 26 FG  
**Los Angeles:** Blanton 7 pass from Stafford (Gay kick)  
**Tampa Bay:** Succop 45 FG  
**Los Angeles:** Kupp 70 pass from Stafford (Gay kick)  
**Los Angeles:** Gay 40 FG  
**Los Angeles:** Stafford 1 run (Gay kick)  
**Tampa Bay:** Succop 31 FG  
**Tampa Bay:** Fournette 1 run (Succop kick)  
**Tampa Bay:** Evans 55 pass from Brady (Succop kick)  
**Tampa Bay:** Fournette 9 run (Succop kick)  
**Los Angeles:** Gay 30 FG

### TEAM STATISTICS

|                              | LAR     | TB      |
|------------------------------|---------|---------|
| <b>First Downs</b>           | 24      | 20      |
| <b>Total Net Yards</b>       | 428     | 359     |
| <b>Total Offensive Plays</b> | 70      | 71      |
| <b>Rushes-Net Yards</b>      | 30-73   | 14-51   |
| <b>Net Yards Passing</b>     | 355     | 308     |
| <b>Att.-Comp.-Int.</b>       | 38-28-0 | 54-30-1 |
| <b>Sacked-Yards</b>          | 2-11    | 3-21    |
| <b>Punts.-Avg.</b>           | 4-48.8  | 4-53.0  |
| <b>Fumbles-Lost</b>          | 4-4     | 1-1     |
| <b>Penalties-Yards</b>       | 4-45    | 4-61    |
| <b>Time of Possession</b>    | 34:08   | 25:52   |

### INDIVIDUAL STATISTICS

#### RUSHING

**Tampa Bay:** Fournette 13-51 (2 TD), Brady 1-0  
**Los Angeles:** Akers 24-48, Jefferson 1-15, Stafford 4-6 (1 TD), Michel 1-4

#### PASSING

**Tampa Bay:** Brady 54-30-329, 1 TD, 1 INT  
**Los Angeles:** Stafford 38-28-366, 2 TD, 1 INT

#### RECEIVING

**Tampa Bay:** Evans 8-119 (1 TD), Gronkowski 4-85, Fournette 9-56, Miller 4-38, Johnson 3-15, Brate 1-9, Howard 1-7  
**Los Angeles:** Kupp 9-183 (1 TD), Beckham Jr. 6-69, Higbee 4-51, Jefferson 2-29, Akers 3-20, Blanton 2-18 (1 TD), Michel 2-(4)

#### INTERCEPTIONS

**Tampa Bay:** None  
**Los Angeles:** Scott 1-0

#### SACKS

**Tampa Bay:** Vea 1-10, Pierre-Paul 0.5-0.5, Suh 0.5-0.5  
**Los Angeles:** Floyd 1-9, Donald 1-7, Miller 1-5

#### ATTENDANCE

65,597

FRONT OFFICE

PLAYERS

2023 REVIEW

HISTORY

RECORDS

SIDELINES



# 2022 NFC WILD CARD GAME

## DALLAS 31, TAMPA BAY 14

### JANUARY 16, 2023

#### RAYMOND JAMES STADIUM (69,145)



**TAMPA** – The Tampa Bay Buccaneers 2022 season came to an end after falling to the Dallas Cowboys 31-14 in the Super Wild Card Round, but not before marking the second instance in franchise history in which the team made the playoffs in three consecutive seasons, joining 1999-2002 when Tampa Bay earned four straight playoff berths. The Buccaneers fell into a 24-0 deficit that they were unable to overcome despite putting forth the second-most total yards of offense (386) and second-most net passing yards (334) in franchise playoff history. In his NFL record 48th career playoff game, quarterback Tom Brady threw for 351 yards and two touchdowns. At the time of his retirement following the 2022 NFL season, Brady finished his career as the NFL's all-time leader in playoff wins (35), playoff passing yards (13,400) and playoff touchdown passes (88). He also finished his career as Tampa Bay's all-time leader in playoff wins by a quarterback (five), playoff passing yards (2,012) and playoff passing touchdowns (15). Three different Tampa Bay receivers finished with 70-or-more yards in the game: Chris Godwin (10-85), Julio Jones (7-74, TD) and Mike Evans (6-74). Godwin finished the 2022 season with 114 receptions including playoffs, surpassing Keyshawn Johnson (109 in 2001) for the most in a single season in team history. Franchise cornerstone Lavonte David led the defense with a career playoff-high 14 tackles. Since StatsPass data is available (1994), David's 14 tackles were tied for the second-most by a Buccaneers player in a playoff game in franchise history. In a comeback attempt, Tampa Bay got inside Dallas' 35-yard line on each of their final four drives of the game, scoring a pair of touchdowns from Julio Jones and Cameron Brate.

| SCORING   | 1 | 2  | 3 | 4 | F  |
|-----------|---|----|---|---|----|
| Dallas    | 6 | 12 | 6 | 7 | 31 |
| Tampa Bay | 0 | 0  | 6 | 8 | 14 |

|                   |   |
|-------------------|---|
| <b>Dallas:</b>    | Schultz 2 pass from Prescott (PAT miss)         |
| <b>Dallas:</b>    | Prescott 1 run (PAT miss)                       |
| <b>Dallas:</b>    | Schultz 11 pass from Prescott (PAT miss)        |
| <b>Dallas:</b>    | Gallup 2 pass from Prescott (PAT miss)          |
| <b>Tampa Bay:</b> | Jones 30 pass from Brady (2-pt failed)          |
| <b>Dallas:</b>    | Lamb 18 pass from Prescott (Maher kick)         |
| <b>Tampa Bay:</b> | Brate 8 pass from Brady (Brady-Evans pass 2-pt) |

#### TEAM STATISTICS

|                       | DAL     | TB      |
|-----------------------|---------|---------|
| First Downs           | 26      | 24      |
| Total Net Yards       | 425     | 386     |
| Total Offensive Plays | 69      | 80      |
| Rushes-Net Yards      | 35-128  | 12-52   |
| Net Yards Passing     | 297     | 334     |
| Att.-Comp.-Int.       | 33-25-0 | 66-35-1 |
| Sacked-Yards          | 2-17    | 1-8     |
| Punts.-Avg.           | 4-47.3  | 5-49.0  |
| Fumbles-Lost          | 0-0     | 2-0     |
| Penalties-Yards       | 2-15    | 3-34    |
| Time of Possession    | 34:34   | 25:26   |

#### INDIVIDUAL STATISTICS

##### RUSHING

**Tampa Bay:** White 7-41, Fournette 5-11

**Dallas:** Pollard 15-77, Elliott 13-27, Prescott 7-24 (1 TD)

##### PASSING

**Tampa Bay:** Brady 66-35-351, 2 TD, 1 INT

**Dallas:** Prescott 33-25-305, 4 TD, 0 INT

##### RECEIVING

**Tampa Bay:** Godwin 10-85, Jones 7-74 (1 TD), Evans 6-74, Otton 4-58, R. White 4-36, Gage Jr. 2-10, Brate 1-8 (1 TD), Fournette 1-6

**Dallas:** Schultz 7-95 (2 TD), Gallup 5-46 (1 TD), Lamb 4-68 (1 TD), Pollard 3-12, Hilton 2-23, Brown 2-18, Ferguson 1-34, Elliott 1-9

##### INTERCEPTIONS

**Tampa Bay:** None

**Dallas:** Kearse 1-0

##### SACKS

**Tampa Bay:** Vea 1-8

**Dallas:** Hankins 1-9, Parsons 1-8

##### ATTENDANCE

69,145





# 2023 NFC WILD CARD ROUND

## TAMPA BAY 32, PHILADELPHIA 9

### JANUARY 15, 2024

#### RAYMOND JAMES STADIUM (63,397)



**TAMPA** - After winning six of their final seven games to finish the regular season and clinch both a playoff berth and Tampa Bay's third consecutive NFC South division title, the Buccaneers used that momentum to put forth a dominant performance on both sides of the ball in a 32-9 win over the Philadelphia Eagles in the 2023 NFC Wild Card game. It marked the first career playoff win for Head Coach Todd Bowles. In his first playoff game as a member of the Buccaneers, quarterback Baker Mayfield threw for 337 yards and three touchdowns, with no interceptions, earning a playoff career-best 119.8 passer rating and becoming the first player in franchise history to throw for 300+ yards with three-or-more passing touchdowns in a postseason contest. His three touchdowns passes tied for the most in Tampa Bay's team playoff history. All three of Mayfield's touchdown passes came on passes of 20+ yards. Rookie Trey Palmer and veteran David Moore hauled in 56-yard and 44-yard touchdown receptions, respectively, establishing the longest and third-longest postseason touchdown catches in team history. The touchdowns marked the first for both Palmer and Moore in their playoff careers. Tight end Cade Otton also set a new record for the most receptions by a tight end in a playoff game, finishing with a career-best eight catches for 89 yards. The defense held strong all game long, shutting out the Eagles in three of the four quarters. Tampa Bay's +23 margin of victory on the night marked the clubs' third-largest point differential in a postseason game. Tampa Bay held Philadelphia to 0-for-9 on third down conversion attempts, marking the fourth time in NFL postseason history that a team has held an opponent to a third-down conversion percentage of zero. Tampa Bay outgained Philadelphia 426-276 (+150), posting the largest yardage differential in a playoff game in club history. The Eagles collected a season-low 13 first downs and were held to a season-low 42 rushing yards. It marked the second-fewest rushing yards Tampa Bay has allowed in a playoff game in franchise history, trailing only Super Bowl XXVII when they limited the Oakland Raiders to 19 rushing yards. Additionally, Tampa Bay forced a safety, the first postseason safety in club history.



| SCORING              | 1  | 2 | 3 | 4 | F  |
|----------------------|--|---|---|---|----|
| <b>Philadelphia</b>  | 0  | 9 | 0 | 0 | 9  |
| <b>Tampa Bay</b>     | 10   | 6 | 9 | 7 | 32 |
| <b>Tampa Bay:</b>    | McLaughlin 28 FG                               |   |   |   |    |
| <b>Tampa Bay:</b>    | Moore 44 pass from Mayfield (McLaughlin kick)  |   |   |   |    |
| <b>Tampa Bay:</b>    | McLaughlin 54 FG                               |   |   |   |    |
| <b>Philadelphia:</b> | Elliott 47 FG                                  |   |   |   |    |
| <b>Tampa Bay:</b>    | McLaughlin 48 FG                               |   |   |   |    |
| <b>Philadelphia:</b> | Goedert 5 pass from Hurts (2-pt. failed)       |   |   |   |    |
| <b>Tampa Bay:</b>    | Safety   |   |   |   |    |
| <b>Tampa Bay:</b>    | Palmer 56 pass from Mayfield (McLaughlin kick) |   |   |   |    |
| <b>Tampa Bay:</b>    | Godwin 23 pass from Mayfield (McLaughlin kick) |   |   |   |    |

#### TEAM STATISTICS

|                              | PHI     | TB      |
|------------------------------|---------|---------|
| <b>First Downs</b>           | 13      | 23      |
| <b>Total Net Yards</b>       | 276     | 426     |
| <b>Total Offensive Plays</b> | 59      | 70      |
| <b>Rushes-Net Yards</b>      | 15-42   | 29-119  |
| <b>Net Yards Passing</b>     | 234     | 307     |
| <b>Att.-Comp.-Int.</b>       | 35-25-0 | 36-22-0 |
| <b>Sacked-Yards</b>          | 3-16    | 4-30    |
| <b>Punts.-Avg.</b>           | 4-47.0  | 3-41.3  |
| <b>Fumbles-Lost</b>          | 2-0     | 0-0     |
| <b>Penalties-Yards</b>       | 6-54    | 5-25    |
| <b>Time of Possession</b>    | 25:57   | 34:03   |

#### INDIVIDUAL STATISTICS

##### RUSHING

**Tampa Bay:** R. White 18-72, Mayfield 2-16, Edmonds 7-12, Thompkins 1-10, Palmer 1-9  
**Philadelphia:** Swift 10-34, Hurts 1-5, Gainwell 4-3

##### PASSING

**Tampa Bay:** Mayfield 36-22-337, 3 TD, 0 INT  
**Philadelphia:** Hurts 35-25-250, 1 TD, 0 INT

##### RECEIVING

**Tampa Bay:** Otton 8-89, Moore 2-66 (1 TD), Palmer 1-56 (1 TD), Evans 3-48, Godwin 4-45 (1 TD), Durham 1-18, Edmonds 1-8, Thompkins 1-4, R. White, 1-3  
**Philadelphia:** Smith 8-148, Swift 4-32, Jones 3-22, Goedert 4-21 (1 TD), Watkins 3-12, Gainwell 2-10, Zacccheaus 1-5

##### INTERCEPTIONS

**Tampa Bay:** None  
**Philadelphia:** None

##### SACKS

**Tampa Bay:** Gaines 1-7, Tryon-Shoyinka 1-1, Kancey 0.5-4.5, Vea 0.5-4.5  
**Philadelphia:** Graham 1-7, Sweat 1-4, Williams 1-9, Cox 0.5-5, Smith 0.5-5

##### ATTENDANCE

63,397

FRONT OFFICE

PLAYERS

2023 REVIEW

HISTORY

RECORDS

SIDELINES



## 2023 NFC DIVISIONAL ROUND

### DETROIT 31, TAMPA BAY 23 JANUARY 21, 2024 FORD FIELD (66,201)



**TAMPA** - The Tampa Bay Buccaneers went toe-to-toe with the Detroit Lions in the 2023 NFC Divisional Round. The two teams exchanged scores throughout the first three quarters, leading to a 17-17 score heading into the fourth quarter. However, Detroit struck twice with a pair of touchdowns to open the final frame and it proved to much to overcome as the Buccaneers eventually fell by a 31-23 score. As an offense, Tampa Bay recorded 408 net yards, the third-most in franchise history, in addition to finishing with the second-highest yards per play average (6.8) and highest rush average (5.9) for a single postseason game in team history. Mike Evans established a new single-game franchise playoff record with 147 receiving yards on eight receptions, which included a 16-yard touchdown catch in the fourth to cut the deficit to one score. For the second time in as many playoff games, Mayfield threw for 300+ yards and three touchdowns, and maintained a 106.5 career postseason passer rating with Tampa Bay for his career through the 2023 season, which then stood as the highest in franchise history. Lavonte David put forth a standout performance defensively, finishing with 13 tackles (two for loss), one quarterback hit and 1.0 sack. With his performance, David improved his total to 71 career postseason tackles - the second-most in club postseason history. His 2.0 career postseason sacks are tied for seventh-most in club postseason history, while his six career postseason tackles for loss are tied for second-most in franchise history. Despite the loss, 2023 marked the fourth consecutive playoff trip for Tampa Bay, tying for the longest-such streak in franchise history.

| SCORING          | 1 | 2 | 3 | 4  | F  |
|------------------|---|---|---|----|----|
| <b>Tampa Bay</b> | 3 | 7 | 7 | 6  | 23 |
| <b>Detroit</b>   | 3 | 7 | 7 | 14 | 31 |

|                   |  |
|-------------------|--|
| <b>Detroit:</b>   | Badgley 23 FG                                    |
| <b>Tampa Bay:</b> | McLaughlin 43 FG                                 |
| <b>Detroit:</b>   | J. Reynolds 9 pass from Goff (Badgley kick)      |
| <b>Tampa Bay:</b> | Otton 2 pass from Mayfield (McLaughlin kick)     |
| <b>Detroit:</b>   | C. Reynolds 1 run (Badgley kick)                 |
| <b>Tampa Bay:</b> | R. White 12 pass from Mayfield (McLaughlin kick) |
| <b>Detroit:</b>   | Gibbs 31 run (Badgley kick)                      |
| <b>Detroit:</b>   | St. Brown 9 pass from Goff (Badgley kick)        |
| <b>Tampa Bay:</b> | Evans 16 pass from Mayfield (2-pt. failed)       |

#### TEAM STATISTICS

|                              | TB      | DET     |
|------------------------------|---------|---------|
| <b>First Downs</b>           | 23      | 26      |
| <b>Total Net Yards</b>       | 408     | 391     |
| <b>Total Offensive Plays</b> | 60      | 71      |
| <b>Rushes-Net Yards</b>      | 15-89   | 26-114  |
| <b>Net Yards Passing</b>     | 319     | 277     |
| <b>Att.-Comp.-Int.</b>       | 41-26-2 | 43-30-0 |
| <b>Sacked-Yards</b>          | 4-30    | 2-10    |
| <b>Punts.-Avg.</b>           | 4-51.8  | 5-43.6  |
| <b>Fumbles-Lost</b>          | 0-0     | 0-0     |
| <b>Penalties-Yards</b>       | 5-33    | 3-17    |
| <b>Time of Possession</b>    | 28:00   | 32:00   |

#### INDIVIDUAL STATISTICS

##### RUSHING

**Detroit:** Gibbs 9-74 (1 TD), Montgomery 10-33, Goff 6-6, C. Reynolds 1-1 (1 TD)  
**Tampa Bay:** R. White 9-55, Edmonds 4-19, Mayfield 2-15

##### PASSING

**Detroit:** Goff 43-30-287, 2 TD, 0 INT  
**Tampa Bay:** Mayfield 41-26-349, 3 TD, 2 INT

##### RECEIVING

**Detroit:** St. Brown 8-77 (1 TD), LaPorta 9-65, Gibbs 4-40, Williams 2-35, Wright 1-29, J. Reynolds 2-27 (1 TD), Montgomery 3-14, Cabinda 1-0  
**Tampa Bay:** Evans 8-147 (1 TD), Otton 5-65 (1 TD), Godwin 4-40, R. White 4-36 (1 TD), Palmer 2-32, Edmonds 2-18, Moore 1-11

##### INTERCEPTIONS

**Detroit:** Gardner-Johnson 1-12, Barnes 1-0  
**Tampa Bay:** None

##### SACKS

**Detroit:** Melifonwu 1.5-10, Branch 1-9, Hutchinson 1-9, Reeves-Maybin 0.5-2  
**Tampa Bay:** David 1-6, Kancey 1-4

##### ATTENDANCE

66,201



# TAMPA BAY BUCCANEERS SUPER BOWL XXXVII RING



In the long-established tradition of creating custom awards for the world of sports, Tiffany & Co. designed the Super Bowl championship rings presented to the Tampa Bay Buccaneers, winners of Super Bowl XXXVII.

The fourteen-karat yellow gold ring incorporates the Vince Lombardi Super Bowl Trophy, an original Tiffany design featuring a football in kicking position, which the company has produced for every Super Bowl since its inception in 1967. In the ring's depiction, the trophy base is set with three rectangular modified brilliant diamonds, the football is studded with a marquis diamond, and 50 sparkling round diamonds set in white gold surround the trophy. The ring's bezel reads 'Tampa Bay Buccaneers World Champions.'

Details of Super Bowl XXXVII and the Buccaneers are commemorated on the sides of the ring. On one side, the cities of the contending teams (Tampa Bay and Oakland) appear, along with the final game score (48-21), date and place of Super Bowl XXXVII (January 26, 2003, in San Diego, Calif.),

and the Super Bowl and NFL shield logos. The ring's other side displays the player's name engraved on a banner and captures the team's undaunted spirit with flag logo, palm trees, and a sea-going pirate ship reminiscent of the Buccaneers' own ship that is a fan favorite at home games.

The ring reflects the close collaboration between Tiffany and the Tampa Bay Buccaneers in capturing the rich symbolism of the Super Bowl, the winning team, and the NFL. The awarding of the Super Bowl rings to the victorious Buccaneers followed the presentation of the Vince Lombardi trophy presented to the team on Super Bowl Sunday.

In addition to creating the Vince Lombardi trophy, Tiffany also creates the Pete Rozelle trophy presented to the Most Valuable Player of the Super Bowl game. Named for the late NFL Commissioner whose distinguished career spanned nearly 30 years, the trophy, a shooting star design handcrafted of sterling silver with vermeil, was first awarded in 1991 at Super Bowl XXV. The Pete Rozelle trophy was awarded to Tampa Bay's Dexter Jackson.



AT LEFT: Both sides of former Buccaneers FB Mike Alstott's Super Bowl ring

FRONT OFFICE

PLAYERS

2023 REVIEW

HISTORY

RECORDS

SIDELINES

# TAMPA BAY BUCCANEERS SUPER BOWL LV RING

The Buccaneers' Super Bowl LV rings tell the story of the team's unforgettable 2020 season by incorporating the most relevant accomplishments into the design details. Containing 15 carats of white diamonds and 14 karat yellow and white gold, the top of the ring features 319 diamonds. On the top are two Lombardi Trophies – representing the franchise's two Super Bowl Championships – and the team's signature flag logo, carved from a red stone. The 319 diamonds represent the 31-9 final score in Tampa Bay's Super Bowl LV victory.

The ring's signature feature is the innovative twist-off top, the first for any Super Bowl ring. On the bottom of the removal top, laser-etched in gold, is the word "HISTORIC" alongside a description of the team's accomplishment as the first to win the Super Bowl on its home field.

When removed, the top reveals the handcrafted replica of Raymond James Stadium. On the gold field is a single diamond, placed by the tunnel where Buccaneers players entered during Super Bowl LV. Around the top of the stadium on each of the four sides are displays of the four game scores from Tampa Bay's postseason run – victories against the Washington Football Team, New Orleans Saints, Green Bay Packers and Kansas City Chiefs.



**9 DIAMONDS**  
ON THE LEFT TROPHY REPRESENT 9 POINTS ALLOWED IN SUPER BOWL LV. ONE OF THE FEWEST IN NFL HISTORY.



**8 EMERALD-CUT DIAMONDS**  
ON EACH SIDE REPRESENT 8 STRAIGHT WINS, THE LONGEST IN FRANCHISE HISTORY, THAT LED TO THE SUPER BOWL LV WIN.

**319 DIAMONDS**  
ON THE EXTERIOR TOP REPRESENT THE 31-9 SUPER BOWL LV FINAL SCORE.



**REMOVABLE TOP**  
FOR THE FIRST TIME IN NFL HISTORY A CHAMPIONSHIP RING HAS BEEN DESIGNED WITH A REMOVABLE TOP.



**HAND-ENGRAVED STADIUM**

SURROUNDED BY THE SCORES OF THE TEAM'S FOUR PLAYOFF VICTORIES, THE HAND-ENGRAVED STADIUM CELEBRATES THE FACT THAT THE 2020 BUCCANEERS WERE THE FIRST TEAM IN NFL HISTORY TO WIN THE SUPER BOWL ON THEIR OWN FIELD. THE SINGLE DIAMOND ON THE STADIUM FIELD IS PLACED ON THE SPOT WHERE THE BUCCANEERS RAN OUT OF THE TUNNEL.

**MAKING HISTORY**  
THE WORD "HISTORIC" COMMEMORATES THE ACHIEVEMENT OF THE TAMPA BAY BUCCANEERS WINNING THE SUPER BOWL AT HOME IN RAYMOND JAMES STADIUM ON FEBRUARY 7, 2021.



**PERSONALIZED**  
WITH PLAYER NAME AND JERSEY NUMBER.



**ONE TEAM ONE CAUSE**  
THE TEAM'S MANTRA UNDER COACH BRUCE ARIANS.



**4 DIAMONDS**  
ON THE SUPER BOWL LV LOGO REPRESENT THE NUMBER OF DIVISION WINNERS DEFEATED.



# RECORDS



# BUCCANEERS RECORDS

## INDIVIDUAL RECORDS/OFFENSE

### SCORING

#### MOST POINTS SCORED

|        |  |
|--------|--|
| Season | 136, Ryan Succop, 2020<br>131, Ryan Succop, 2021<br>131, Matt Bryant, 2008<br>128, Martin Gramática, 2002<br>126, Martin Gramática, 2000   |
| Game   | 24, Leonard Fournette, at Indianapolis, 11/28/21<br>24, Doug Martin, at Oakland, 11/4/12<br>24, Jimmie Giles, at Miami, 10/20/85<br><b>18, Mike Evans, vs. Carolina, 1/1/23</b><br><b>18, Mike Evans, vs. Chicago, 10/24/21</b><br><b>18, Mike Evans, vs. New York Giants, 9/22/19</b><br>Breshad Perriman, at Detroit, 12/15/19<br>Doug Martin, vs. Jacksonville, 10/11/15<br>Bobby Rainey, vs. Atlanta, 11/17/13<br>Michael Pittman, vs. Kansas City, 11/7/04<br>Keenan McCardell, vs. Indianapolis, 10/6/03<br>Mike Alstott, vs. Minnesota, 10/28/01<br>Warrick Dunn, vs. St. Louis, 12/18/00<br>Mike Alstott, at Cincinnati, 12/27/98<br>Reggie Cobb, vs. Detroit, 11/10/91<br>Morris Owens, vs. Miami, 10/24/76 |

#### MOST TOUCHDOWNS SCORED

|        |   |
|--------|---|
| Season | <b>14, Mike Evans (14 rec.), 2021</b><br><b>13, Mike Evans (13 rec.), 2023</b><br><b>13, Mike Evans (13 rec.), 2020</b><br>13, James Wilder (13 rush), 1984<br><b>12, Mike Evans (12 rec.), 2016</b><br><b>12, Mike Evans (12 rec.), 2014</b><br>12, Doug Martin (11 rush, 1 rec.), 2012<br>11, Mike Williams (11 rec.), 2010<br>11, Mike Alstott (10 rush, 1 rec.), 2001<br>11, Errict Rhett (11 rush), 1995<br>10, Leonard Fournette (8 rush, 2 rec.), 2021<br>10, Earnest Graham (10 rush), 2007<br>10, Joey Galloway (10 rec.), 2005<br>10, Michael Pittman (7 rush, 3 rec.), 2004<br>10, Mike Alstott (7 rush, 3 rec.), 1997<br>10, James Wilder (10 rush), 1985   |
| Game   | 4, Leonard Fournette, at Indianapolis, 11/28/21<br>4, Doug Martin, at Oakland, 11/4/12<br>4, Jimmie Giles, at Miami, 10/20/85<br><b>3, Mike Evans, vs. Carolina, 1/1/23</b><br><b>3, Mike Evans, vs. Chicago, 10/24/21</b><br><b>3, Mike Evans, vs. New York Giants, 9/22/19</b><br>Breshad Perriman, at Detroit, 12/15/19<br>Doug Martin, vs. Jacksonville, 10/11/15<br>Bobby Rainey, vs. Atlanta 11/17/13<br>Michael Pittman, vs. Kansas City, 11/7/04<br>Keenan McCardell, vs. Indianapolis, 10/6/03<br>Mike Alstott, vs. Minnesota, 10/28/01<br>Warrick Dunn, vs. St. Louis, 12/18/00<br>Mike Alstott, at Cincinnati, 12/27/98<br>Reggie Cobb, vs. Detroit, 11/10/91<br>Morris Owens, vs. Miami, 10/24/76 |

#### MOST POINTS PLACEKICKING

|        |  |
|--------|--|
| Season | 136, Ryan Succop, 2020   |
| Game   | 16, Ryan Succop, at Carolina, 11/15/20<br>(4 FGs, 4 PATs)<br>16, Martin Gramática, vs. New Orleans, 12/23/01<br>(4 FGs, 4 PATs)<br>15, Martin Gramática, at Chicago, 12/29/02<br>(5 FGs)<br>14, Ryan Succop, at Carolina, 12/26/21<br>(4 FGs, 2 PATs)<br>14, Ryan Succop, vs. Atlanta, 1/3/21<br>(3 FGs, 5 PATs)<br>14, Kyle Brindza, at New Orleans, 9/20/15<br>(rest are 4 FGs, 2 PATs)<br>14, Connor Barth, vs. New Orleans, 10/16/11<br>14, Steve Christie, vs. Minnesota, 12/16/90<br>14, Steve Christie, vs. Green Bay, 10/14/90<br>14, Donald Igwebuike, at Chicago, 11/19/89<br>14, Bill Capece, vs. Chicago, 1/2/83 |

#### MOST FIELD GOALS

|        |   |
|--------|---|
| Season | 32, Matt Bryant, 2008   |
| Game   | 32, Martin Gramática, 2002<br>5, Martin Gramática, at Chicago, 12/29/02 |

#### MOST FIELD GOALS ATTEMPTED

|        |  |
|--------|--|
| Season | 39, Martin Gramática, 2002                 |
| Game   | 6, Michael Husted, vs. Cincinnati, 10/8/95 |

#### BEST FIELD GOAL PERCENTAGE

Season 93.5%, Chase McLaughlin, 2023 (29-31)

#### MOST EXTRA POINTS

Season 56, Ryan Succop, 2021  
Game 7, Matt Gay, at Los Angeles Rams, 9/29/19

#### MOST EXTRA POINTS ATTEMPTED

Season 59, Ryan Succop, 2021  
Game 7, Ryan Succop, vs. Atlanta, 9/19/21  
7, Ryan Succop, at Detroit, 12/26/20  
7, Matt Gay, at Los Angeles Rams, 9/29/19  
7, Donald Igwebuike, vs. Atlanta, 9/13/87

#### BEST EXTRA POINT PERCENTAGE

Season 100%, 19 times, most recently by  
(min. 20) **Chase McLaughlin, 2023 (33-33)**

#### MOST CONSECUTIVE GAMES

##### SCORING A TOUCHDOWN

- 6, Chris Godwin, 12/20/20-9/26/21\*
- 6, Mike Evans, 12/8/19-10/8/20\*
- 6, Earnest Graham, 11/4/07 - 12/16/07
- 5, Mike Alstott, 12/26/99-9/17/00\*
- 5, Errict Rhett, 9/24/95 - 10/22/95
- 5, Reggie Cobb, 9/27/92 - 11/1/92
- 5, Gary Anderson, 9/9/90 - 10/7/90
- 5, James Owens, 9/11/83-10/9/83
- 5, Ricky Bell, 11/19/78-9/23/79\*

\*Over two seasons

#### LONGEST FIELD GOAL MADE

62, Matt Bryant, vs. Philadelphia, 10/22/06  
59, Chandler Catanzaro, vs. Cleveland, 10/11/18  
58, Matt Gay, at Los Angeles Rams, 9/29/19  
58, Kyle Brindza, at Houston, 9/27/15

#### LONGEST FIELD GOAL ATTEMPT

62, Matt Bryant, vs. Philadelphia, 10/22/06  
62, Martin Gramática, vs. Indianapolis, 10/6/03  
62, Donald Igwebuike, at New Orleans, 9/22/85  
and vs. Minnesota, 9/15/85

#### MOST CONSECUTIVE FIELD GOALS MADE

25, Connor Barth, 10/16/11 - 9/30/12  
**18, Chase McLaughlin, 10/26/23-1/7/24**  
16, Martin Gramática, 10/9/00 - 12/3/00  
16, Michael Husted, 11/19/95 - 9/22/96

#### MOST CONSECUTIVE EXTRA POINTS

129, Martin Gramática, 9/12/99 - 9/8/03

## COMBINED YARDAGE

### MOST TOTAL YARDS, RUSHING AND RECEIVING

|        |  |
|--------|--|
| Season | 2,229, James Wilder, 1984 (1,544 rush, 685 rec)<br>1,926, Doug Martin, 2012 (1,454 rush, 472 rec)<br>1,673, Doug Martin, 2015 (1,402 rush, 271 rec)<br>1,641, James Wilder, 1985 (1,300 rush, 341 rec)<br>1,555, Warrick Dunn, 2000 (1,193 rush, 422 rec)<br><b>1,539, Rachaad White, 2023 (990 rush, 549 rec)</b><br><b>1,524, Mike Evans, 2018 (1,524 rec)</b><br>1,511, Ricky Bell, 1979 (1,263 rush, 248 rec)<br>1,440, Warrick Dunn, 1997 (978 rush, 462 rec)<br>1,422, Mark Carrier, 1989 (1,422 rec)  |
| Game   | 272, Doug Martin, at Oakland, 11/4/12<br>(251 rush, 21 rec)<br>239, James Wilder, at Minnesota, 11/6/83<br>(219 rush, 20 rec)<br>235, Doug Martin, at Philadelphia, 11/22/15<br>(235 rush)<br>221, Warrick Dunn, vs. Dallas, 12/3/00<br>(210 rush, 11 rec)<br>216, Vincent Jackson, vs. New Orleans, 10/21/12<br>(216 rec.)<br>216, James Wilder, vs. Green Bay, 9/30/84<br>(172 rush, 44 rec)<br>214, Doug Martin, at Minnesota, 10/25/12<br>(135 rush, 79 rec)<br>212, Mark Carrier, at New Orleans, 12/6/87<br>(212 rec)<br><b>209, Mike Evans, at Washington, 11/16/14</b><br><b>(209 rec.)</b><br><b>207, Mike Evans, vs. Carolina, 1/1/23</b><br><b>(207 rec.)</b><br>201, James Wilder, vs. Detroit, 11/23/86<br>(190 rush, 71 rec)<br>200, Antonio Bryant, at Carolina, 12/8/08<br>(200 rec) |

**MOST YARDS, PASSING AND RUSHING**

|        |  |
|--------|--|
| Season | 5,397, Tom Brady, 2021 (5,316, 81 rush)                              |
|        | 5,359, Jameis Winston, 2019 (5,109, 250 rush)                        |
|        | 4,693, Tom Brady, 2022 (4,694, -1 rush)                              |
|        | 4,639, Tom Brady, 2020 (4,633, 6 rush)                               |
|        | 4,255, Jameis Winston, 2016 (4,090, 165 rush)                        |
|        | 4,255, Jameis Winston, 2015 (4,042 pass, 213 rush)                   |
| Game   | 499, Doug Williams, at Minnesota, 11/16/80 (486 pass, 13 rush)       |
|        | 468, Vinny Testaverde, at Indianapolis, 10/16/88 (469 pass, -1 rush) |
|        | 462, Jameis Winston, at Detroit, 12/15/19 (458 pass, 4 rush)         |
|        | 461, Jameis Winston, vs. Indianapolis, 12/8/19 (456 pass, 5 rush)    |
|        | 453, Ryan Fitzpatrick, at New Orleans, 9/9/18 (417 pass, 36 rush)    |
|        | 446, Tom Brady at LA Rams, 9/26/21 (432 pass, 14 rush)               |
|        | 441, Ryan Fitzpatrick, vs. Washington, 11/11/18 (406 pass, 35 rush)  |
|        | 438, Ryan Fitzpatrick, vs. Pittsburgh, 9/24/18 (411 pass, 27 rush)   |
|        | 429, Josh Freeman, vs. New Orleans, 10/21/12 (420 pass, 9 rush)      |
|        | 424, Tom Brady, vs. Miami, 10/10/21 (411 pass, 13 rush)              |
|        | 424, Jameis Winston at Atlanta, 10/14/18 (395 pass, 29 rush)         |
|        | 420, Jameis Winston vs. Cleveland, 10/21/18 (405 pass, 13 rush)      |
|        | 418, Jameis Winston vs. LA Rams, 9/25/16 (405 pass, 13 rush)         |
|        | 410, Tom Brady at NY Jets, 1/2/22 (410 pass)                         |
|        | 407, Brian Griese, at Chicago, 9/21/08 (407 pass)                    |
|        | 404, Brad Johnson vs. Chicago, 11/18/01 (399 pass, 5 rush)           |
|        | 402, Tom Brady vs. Atlanta, 1/3/21 (399 pass, 3 rush)                |
|        | 401, Jameis Winston, vs. Carolina, 10/13/19 (400 pass, 1 rush)       |
|        | 401, Ryan Fitzpatrick, vs. Philadelphia, 9/16/18 (402 pass, -1 rush) |

**RUSHING****MOST YARDS RUSHING**

|        |   |
|--------|---|
| Season | 1,544, James Wilder, 1984                     |
|        | 1,454, Doug Martin, 2012                      |
|        | 1,402, Doug Martin, 2015                      |
|        | 1,300, James Wilder, 1985                     |
|        | 1,263, Ricky Bell, 1979                       |
|        | 1,207, Errict Rhett, 1995                     |
|        | 1,178, Carnell Williams, 2005                 |
|        | 1,171, Reggie Cobb, 1992                      |
|        | 1,133, Warrick Dunn, 2000                     |
|        | 1,026, Warrick Dunn, 1998                     |
|        | 1,011, Errict Rhett, 1994                     |
|        | 1,007, LeGarrette Blount, 2010                |
| Game   | 251, Doug Martin, at Oakland, 11/4/12         |
|        | 235, Doug Martin, at Philadelphia, 11/22/15   |
|        | 219, James Wilder, at Minnesota, 11/6/83      |
|        | 210, Warrick Dunn, vs. Dallas, 12/3/00        |
|        | 192, Ronald Jones II, at Carolina, 11/15/20   |
|        | 192, Errict Rhett, vs. Washington, 12/4/94    |
|        | 172, James Wilder, vs. Green Bay, 9/30/84     |
|        | 167, Ricky Bell, vs. Green Bay, 10/21/79      |
|        | 166, James Wilder, at Chicago, 9/8/85         |
|        | 164, LeGarrette Blount, vs. Seattle, 12/26/10 |

**MOST RUSHING ATTEMPTS**

|        |  |
|--------|--|
| Season | 407, James Wilder, 1984                                  |
|        | 365, James Wilder, 1985                                  |
|        | 332, Errict Rhett, 1995                                  |
|        | 319, Doug Martin, 2012                                   |
|        | 310, Reggie Cobb, 1992                                   |
| Game   | 43, James Wilder, vs. Green Bay, 9/30/84 (OT, 39 in reg) |
|        | 42, James Wilder, at Pittsburgh, 10/30/83                |
|        | 40, Errict Rhett, vs. Washington, 12/4/94                |

**BEST AVERAGE PER RUSH**

|            |  |
|------------|--|
| Season     | 5.09, Ronald Jones II, 2020 (192-978)                |
| (min. 100) | 5.01, LeGarrette Blount, 2010 (201-1,007)            |
|            | 4.94, Charles Sims, 2015 (107-529)                   |
|            | 4.87, Doug Martin, 2015 (288-1,402)                  |
|            | 4.60, James Wilder, 1987 (106-488)                   |
| Game       | 10.1, Ricky Bell, vs. New Orleans, 10/14/79 (10-101) |
| (min. 10)  | 10.0, Doug Martin, at Oakland, 11/4/12 (25-251)      |
|            | 9.6, Ronald Jones II, vs. Atlanta, 12/29/19 (11-106) |
|            | 9.6, Warrick Dunn, vs. Dallas, 12/3/00 (22-210)      |

**MOST TOUCHDOWNS RUSHING**

|        |   |
|--------|---|
| Season | 13, James Wilder, 1984                          |
|        | 11, Doug Martin, 2012                           |
|        | 11, Errict Rhett, 1995                          |
|        | 10, Earnest Graham, 2007                        |
|        | 10, Mike Alstott, 2001                          |
|        | 10, James Wilder, 1985                          |
| Game   | 4, Doug Martin, at Oakland, 11/4/12             |
|        | 3, Leonard Fournette, at Indianapolis, 11/28/21 |
|        | 3, Michael Pittman, vs. Kansas City, 11/7/04    |
|        | 3, Mike Alstott, vs. Minnesota, 10/28/01        |
|        | 3, Warrick Dunn, vs. St. Louis, 12/18/00        |
|        | 3, Mike Alstott, at Cincinnati, 12/27/98        |
|        | 3, Reggie Cobb, vs. Detroit, 11/10/91           |

**MOST YARDS RUSHING - QUARTERBACK**

|        |  |
|--------|--|
| Season | 425, Steve Young, 1986                         |
|        | 370, Doug Williams, 1980                       |
|        | 364, Josh Freeman, 2010                        |
| Game   | 105, Vinny Testaverde, vs. Minnesota, 12/16/90 |

**MOST 100-YARD RUSHING GAMES**

|        |  |
|--------|--|
| Season | 6, Carnell Williams, 2005                |
|        | 5, Doug Martin, 2012                     |
|        | 5, Warrick Dunn, 1997                    |
|        | 5, James Wilder, 1985                    |
|        | 5, James Wilder, 1984                    |
|        | 5, Ricky Bell, 1979 (plus 1 in playoffs) |

**PASSING****MOST YARDS PASSING**

|        |  |
|--------|--|
| Season | 5,316, Tom Brady, 2021                           |
|        | 5,109, Jameis Winston, 2019                      |
|        | 4,694, Tom Brady, 2022                           |
|        | 4,633, Tom Brady, 2020                           |
|        | 4,090, Jameis Winston, 2016                      |
|        | 4,065, Josh Freeman, 2012                        |
|        | <b>4,044, Baker Mayfield, 2023</b>               |
| Game   | 486, Doug Williams, at Minnesota, 11/16/80       |
|        | 469, Vinny Testaverde, at Indianapolis, 10/16/88 |
|        | 458, Jameis Winston, at Detroit, 12/15/19        |
|        | 456, Jameis Winston, vs. Indianapolis, 12/8/19   |
|        | 432, Tom Brady, vs. Carolina, 1/1/23             |
|        | 432, Tom Brady, at LA Rams, 9/26/21              |
|        | 420, Josh Freeman, vs. New Orleans, 10/21/12     |
|        | 417, Ryan Fitzpatrick, at New Orleans, 9/9/18    |
|        | 411, Tom Brady, vs. Miami, 10/10/21              |
|        | 411, Ryan Fitzpatrick, vs. Pittsburgh, 9/24/18   |
|        | 410, Tom Brady, vs. NY Jets, 1/2/22              |
|        | 407, Brian Griese, at Chicago, 9/21/08           |
|        | 406, Ryan Fitzpatrick, vs. Washington, 11/11/18  |
|        | 405, Jameis Winston, vs. LA Rams, 9/25/16        |

**MOST PASSES ATTEMPTED**

|        |   |
|--------|---|
| Season | 733, Tom Brady, 2022                      |
|        | 719, Tom Brady, 2021                      |
|        | 626, Jameis Winston, 2019                 |
|        | 610, Tom Brady, 2020                      |
|        | 570, Brad Johnson, 2003                   |
|        | 567, Jameis Winston, 2016                 |
|        | <b>566, Baker Mayfield, 2023</b>          |
| Game   | 67, Brian Griese, at Chicago, 9/21/08     |
|        | 61, Brad Johnson, vs. Carolina, 9/14/03   |
|        | 58, Tom Brady, vs. LA Rams, 11/6/22       |
|        | 58, Jameis Winston, vs. LA Rams, 9/25/16  |
|        | 56, Brad Johnson, vs. Chicago, 11/18/01   |
|        | 56, Doug Williams, vs. Cleveland, 9/28/80 |

**MOST PASSES COMPLETED**

|        |   |
|--------|---|
| Season | 490, Tom Brady, 2022                    |
|        | 485, Tom Brady, 2021                    |
|        | 401, Tom Brady, 2020                    |
|        | 380, Jameis Winston, 2019               |
|        | <b>364, Baker Mayfield, 2023</b>        |
| Game   | 41, Tom Brady, at LA Rams, 9/26/21      |
|        | 40, Brad Johnson, vs. Chicago, 11/18/01 |
|        | 39, Tom Brady, vs. Kansas City, 10/2/22 |
|        | 38, Tom Brady, at Atlanta, 12/5/21      |
|        | 38, Brian Griese, at Chicago, 9/21/08   |
|        | 37, Jeff Garcia, at Detroit, 10/21/07   |

**HIGHEST COMPLETION PERCENTAGE**

|                |  |
|----------------|--|
| Season         | 69.3%, Brian Griese, 2004 (233-336)                        |
| (min. 150 att) | 67.5%, Tom Brady, 2021 (485-719)                           |
|                | 66.8%, Tom Brady, 2022 (490-733)                           |
|                | 66.7%, Ryan Fitzpatrick, 2018 (164-246)                    |
|                | 65.7%, Tom Brady, 2020 (401-610)                           |
|                | 64.9%, Jeff Garcia, 2008 (244-376)                         |
| Game           | 88.0%, Vinny Testaverde, vs. Green Bay, 9/13/92 (22-25)    |
| (min. 20 att)  | 87.0%, Mike Glennon, vs. Atlanta, 11/17/13 (20-23)         |
|                | 86.2%, Steve Deberg, at Detroit, 10/14/84 (25-29)          |
|                | 82.2%, Jeff Garcia, at Detroit, 10/21/07 (37-45)           |
|                | 81.8%, Ryan Fitzpatrick, vs. Philadelphia, 9/16/18 (27-33) |

**MOST YARDS PER ATTEMPT**

|                |  |
|----------------|--|
| Season         | 9.62, Ryan Fitzpatrick, 2018                         |
| (min. 150 att) | 8.16, Jameis Winston, 2019                           |
|                | 7.93, Jameis Winston, 2017                           |
|                | 7.92, Jameis Winston, 2018                           |
|                | 7.83, Brian Griese, 2004                             |
| Game           | 14.89, Ryan Fitzpatrick, at New Orleans, 9/9/18      |
| (min. 20 att)  | 14.52, Vinny Testaverde, vs. Green Bay, 9/13/92      |
|                | <b>13.61, Baker Mayfield, at Green Bay, 12/17/23</b> |
|                | 13.59, Jameis Winston, at Carolina, 12/24/17         |
|                | 13.04, Craig Erickson, vs. Indianapolis, 9/11/94     |
|                | 12.89, Tom Brady at Detroit, 12/26/20                |

**MOST TOUCHDOWN PASSES**

|        |  |
|--------|--|
| Season | 43, Tom Brady, 2021                          |
|        | 40, Tom Brady, 2020                          |
|        | 33, Jameis Winston, 2019                     |
|        | <b>28, Baker Mayfield, 2023</b>              |
|        | 28, Jameis Winston, 2016                     |
| Game   | 5, Tom Brady, vs. Miami, 10/10/21            |
|        | 5, Tom Brady, vs. Atlanta, 9/19/21           |
|        | 5, Tom Brady, vs. LA Chargers, 10/4/20       |
|        | 5, Jameis Winston, at Philadelphia, 11/22/15 |
|        | 5, Josh Freeman, vs. Seattle, 12/26/10       |
|        | 5, Brad Johnson, vs. Minnesota, 11/3/02      |
|        | 5, Steve DeBerg, vs. Atlanta, 9/13/87        |

**MOST INTERCEPTIONS THROWN**

|        |  |
|--------|--|
| Season | 35, Vinny Testaverde, 1988                 |
| Game   | 7, Steve DeBerg, vs. San Francisco, 9/7/86 |

**LOWEST INTERCEPTION PERCENTAGE**

|        |                                   |
|--------|-----------------------------------|
| Season | 1.22%, Tom Brady, 2022 (9-733)    |
|        | 1.22%, Jeff Garcia, 2007 (4-327)  |
|        | 1.27%, Josh Freeman, 2010 (6-474) |
|        | 1.33%, Brad Johnson, 2002 (6-451) |
|        | 1.60%, Jeff Garcia, 2008 (6-376)  |
|        | 1.67%, Tom Brady, 2021 (12-719)   |

**MOST CONSECUTIVE PASSES WITHOUT AN INTERCEPTION**

|                                     |
|-------------------------------------|
| 399, Tom Brady, 9/11/22-11/13/22    |
| 228, Tom Brady, 9/9/21-10/14/21     |
| 199, Tom Brady, 10/4/20-11/8/20     |
| 197, Jeff Garcia, 9/9/07 - 10/28/07 |

**HIGHEST NFL PASSER RATING**

|                |  |
|----------------|--|
| Season         | 102.2, Tom Brady, 2020                               |
| (min. 150 att) | 102.1, Tom Brady, 2021                               |
|                | 100.4, Ryan Fitzpatrick, 2018                        |
|                | 97.5, Brian Griese, 2004                             |
|                | 95.9, Josh Freeman, 2010                             |
| Game           | <b>158.3, Baker Mayfield, at Green Bay, 12/17/23</b> |
|                | 158.3, Tom Brady, at Detroit, 12/26/20               |
| (min. 20 att)  | 158.3, Craig Erickson, vs. Indianapolis, 9/11/94     |
|                | 156.3, Ryan Fitzpatrick, at New Orleans, 9/9/18      |
|                | 151.5, Trent Dilfer, at New Orleans, 11/7/99         |

**MOST 300-YARD PASSING GAMES**

|        |                          |
|--------|--------------------------|
| Season | 11, Jameis Winston, 2019 |
|        | 9, Tom Brady, 2021       |
|        | 7, Tom Brady, 2020       |
|        | 6, Jameis Winston, 2017  |
|        | 5, Jameis Winston, 2018  |
|        | 5, Tom Brady, 2022       |

**MOST CONSECUTIVE COMPLETIONS**

|   |
|---|
| 18, Tom Brady, at New Orleans, 10/31/21   |
| 18, Jeff Garcia, at Detroit, 10/21/07   |
| 18, Brad Johnson, over two games, at Philadelphia, 9/8/03 (13) and vs. Carolina, 9/14/03 (5)  |
| 15, Tom Brady, over two games, vs. Miami, 10/10/21 (12) and at Philadelphia 10/14/21 (3)      |
| 15, Mike Glennon, vs. Atlanta, 11/17/13   |
| 15, Luke McCown, at New Orleans, 12/2/07  |
| 15, Brian Griese, over two games, at New Orleans, 10/10/04 (6) and at St. Louis, 10/18/04 (9) |
| 15, Brad Johnson, over two games, at St. Louis, 11/26/01 (1) and at Cincinnati, 12/2/01 (14)  |
| 15, Steve DeBerg, vs. Minnesota, 9/14/86  |

**MOST CONSECUTIVE PASSES WITHOUT BEING SACKED**

|                                     |
|-------------------------------------|
| 160, Brad Johnson, 9/14/03-10/19/03 |
| 111, Doug Williams, 11/4/79-12/2/79 |
| 105, Tom Brady, 10/10/21-10/31/21   |

**MOST CONSECUTIVE GAMES THROWING A TD PASS**

|                                       |
|---------------------------------------|
| 15, Josh Freeman, 10/10/10-9/18/11    |
| 13, Jameis Winston, 12/23/18-11/24/19 |
| 13, Josh Freeman, 12/17/11-11/18/12   |
| 12, Brian Griese, 10/10/04-9/11/05    |
| 11, Brad Johnson, 9/8/03-11/24/03     |

**RECEIVING****MOST PASS RECEPTIONS**

|        |   |
|--------|---|
| Season | 106, Keyshawn Johnson, 2001   |
|        | <b>104, Chris Godwin, 2022</b>                                      |
|        | <b>98, Chris Godwin, 2021</b>                                       |
|        | <b>96, Mike Evans, 2016</b>   |
|        | <b>86, Chris Godwin, 2019</b>                                       |
|        | <b>86, Mike Evans, 2018</b>   |
|        | 86, Mark Carrier, 1989  |
| Game   | <b>15, Chris Godwin, at Atlanta, 12/5/21</b>                        |
|        | 13, Earnest Graham, at Detroit, 10/21/07                            |
|        | 13, James Wilder, vs. Minnesota, 9/15/85                            |
|        | <b>12, Chris Godwin, at Cleveland, 11/27/22</b>                     |
|        | <b>12, Russell Gage, vs. Green Bay, 9/25/22</b>                     |
|        | <b>12, Mike Evans, at Seattle, 11/3/19</b>                          |
|        | <b>12, Chris Godwin, at LA Rams, 9/29/19</b>                        |
|        | 12, Warrick Dunn, vs. Chicago, 11/18/01                             |
|        | 12, Keyshawn Johnson, vs. Chicago, 11/18/01                         |
|        | 11, nine times, most recently by Antonio Brown, vs. Atlanta, 1/3/21 |
|        | 10, 29 times, most recently by Chris Godwin, at Green Bay, 12/17/23 |

**MOST YARDS RECEIVING**

|        |                                  |
|--------|----------------------------------|
| Season | <b>1,524, Mike Evans, 2018</b>   |
|        | 1,422, Mark Carrier, 1989        |
|        | 1,384, Vincent Jackson, 2012     |
|        | <b>1,333, Chris Godwin, 2019</b> |
|        | <b>1,321, Mike Evans, 2016</b>   |
|        | 1,287, Joey Galloway, 2005       |
|        | 1,266, Keyshawn Johnson, 2001    |
|        | <b>1,255, Mike Evans, 2023</b>   |
|        | 1,248, Antonio Bryant, 2008      |
|        | 1,224, Vincent Jackson, 2013     |
|        | <b>1,206, Mike Evans, 2015</b>   |
|        | 1,193, Michael Clayton, 2004     |
|        | 1,176, Kevin House, 1981         |
|        | 1,174, Keenan McCardell, 2003    |
|        | <b>1,157, Mike Evans, 2019</b>   |
|        | <b>1,124, Mike Evans, 2022</b>   |
|        | <b>1,103, Chris Godwin, 2021</b> |
|        | 1,088, Keyshawn Johnson, 2002    |
|        | 1,057, Joey Galloway, 2006       |
|        | <b>1,051, Mike Evans, 2014</b>   |
|        | 1,040, Bruce Hill, 1988          |
|        | <b>1,035, Mike Evans, 2023</b>   |
|        | <b>1,024, Chris Godwin, 2021</b> |
|        | 1,014, Joey Galloway, 2007       |
|        | <b>1,006, Mike Evans, 2020</b>   |
|        | 1,005, Kevin House, 1984         |
|        | 1,002, Vincent Jackson, 2014     |
|        | <b>1,001, Mike Evans, 2017</b>   |

**MOST YARDS RECEIVING**

|      |  |
|------|--|
| Game | 216, Vincent Jackson, vs. New Orleans, 10/21/12      |
|      | 212, Mark Carrier, at New Orleans, 12/6/87           |
|      | <b>209, Mike Evans, at Washington, 11/16/14</b>      |
|      | <b>207, Mike Evans, vs. Carolina, 1/1/23</b>         |
|      | 200, Antonio Bryant, at Carolina, 12/8/08            |
|      | <b>198, Mike Evans, at Tennessee, 10/27/19</b>       |
|      | <b>190, Mike Evans, vs. New York Giants, 9/22/19</b> |
|      | <b>184, Chris Godwin, at Atlanta, 11/24/19</b>       |
|      | <b>181, Mike Evans at Detroit, 12/26/20</b>          |
|      | <b>180, Mike Evans, at Seattle, 11/3/19</b>          |
|      | <b>179, Mike Evans, at Cincinnati, 10/28/18</b>      |

**MOST TOUCHDOWNS RECEIVING**

|        |  |
|--------|--|
| Season | <b>14, Mike Evans, 2021</b>                |
|        | <b>13, Mike Evans, 2023</b>                |
|        | <b>13, Mike Evans, 2020</b>                |
|        | <b>12, Mike Evans, 2016</b>                |
|        | <b>12, Mike Evans, 2014</b>                |
|        | 11, Mike Williams, 2010                    |
|        | 10, Joey Galloway, 2005                    |
| Game   | <b>8, Jimmie Giles, at Miami, 10/20/85</b> |

**MOST RECEPTIONS, RUNNING BACK**

|        |  |
|--------|--|
| Season | 85, James Wilder, 1984                   |
| Game   | 13, Earnest Graham, at Detroit, 10/21/07 |
|        | 13, James Wilder, vs. Minnesota, 9/15/85 |

**MOST YARDS RECEIVING, RUNNING BACK**

|        |  |
|--------|--|
| Season | 685, James Wilder, 1984                  |
| Game   | 138, Warrick Dunn, vs. Chicago, 11/18/01 |

**MOST RECEPTIONS, TIGHT END**

|        |  |
|--------|--|
| Season | 77, Kellen Winslow, 2009                     |
| Game   | 10, Cameron Brate, vs. New Orleans, 11/11/19 |
|        | 10, Jackie Harris, at Green Bay, 11/26/95    |

**MOST YARDS RECEIVING, TIGHT END**

|        |  |
|--------|--|
| Season | 884, Kellen Winslow, 2009              |
| Game   | 143, Calvin Magee, at Chicago, 12/7/86 |

**BEST AVERAGE PER RECEPTION**

|               |  |
|---------------|--|
| Season        | 221, Kevin House, 1980 (24-531)                  |
|               | 211, Horace Copeland, 1993 (30-633)              |
| Game          | 46.0, Kevin House, vs. Chicago, 12/20/80 (3-138) |
| (min. 3 rec.) | 44.5, Kevin House, at Oakland, 10/18/81 (4-178)  |

**LONGEST RECEPTION, RUNNING BACK**

|  |  |
|--|--|
|  | 74, Gary Anderson, vs. Green Bay, 10/14/90     |
|  | 68, Michael Pittman, at Carolina, 11/28/04     |
|  | 68, (TD), Michael Pittman, at Atlanta, 9/21/03 |
|  | 68, Warrick Dunn, vs. Detroit, 12/12/99        |

**LONGEST RECEPTION, TIGHT END**

|  |   |
|--|---|
|  | 81 (TD), Tjji Armstrong, vs. L.A. Rams, 12/6/92 |
|  | 81 (TD), Jimmie Giles, vs. Chicago, 11/1/81     |

**MOST 100-YARD RECEIVING GAMES**

|        |                       |
|--------|-----------------------|
| Season | 9, Mark Carrier, 1989 |
|--------|-----------------------|

**INDIVIDUAL RECORDS/DEFENSE****MOST TACKLES**

|        |   |
|--------|---|
| Season | 214, Hardy Nickerson, 1993                      |
|        | 205, Barrett Ruud, 2009                         |
|        | 196, Shelton Quarles, 2005                      |
|        | 194, Hardy Nickerson, 1997                      |
|        | 189, Derrick Brooks, 1998                       |
| Game   | 23, Derrick Brooks, at Minnesota, 9/30/01       |
|        | 22, Derrick Brooks, vs. Buffalo, 11/26/00       |
|        | 22, Hardy Nickerson, at Chicago, 11/23/97       |
|        | 21, Kwon Alexander, at Dallas, 12/18/16         |
|        | 21, Shelton Quarles, vs. New Orleans, 1/1/06    |
|        | 21, Broderick Thomas, vs. Philadelphia, 10/6/91 |

**MOST QUARTERBACK SACKS**

|        |  |
|--------|--|
| Season | 19.5, Shaquil Barrett, 2019                    |
|        | 16.5, Warren Sapp, 2000                        |
|        | 15.5, Simeon Rice, 2002                        |
|        | 15.0, Simeon Rice, 2003                        |
|        | 14.0, Simeon Rice, 2005                        |
|        | 13.0, Marcus Jones, 2000                       |
|        | 13.0, Lee Roy Selmon, 1977                     |
|        | 12.5, Jason Pierre-Paul, 2018                  |
|        | 12.5, Warren Sapp, 1999                        |
|        | 12.0, Simeon Rice, 2004                        |
| Game   | 4.0, Shaquil Barrett, vs. N.Y. Giants, 9/22/19 |
|        | 4.0, Simeon Rice, at Washington, 10/12/03      |
|        | 4.0, Marcus Jones, vs. Detroit, 10/19/00       |

**MOST DEFENSIVE TOUCHDOWNS**

|        |   |
|--------|---|
| Season | 4, Derrick Brooks, 2002                     |
|        | 3, Wayne Haddix, 1990                       |
|        | 2, Mike Edwards, 2021                       |
|        | 2, Ndamukong Suh, 2019                      |
|        | 2, Devin White, 2019                        |
|        | 2, Danny Lansanah, 2013                     |
|        | 2, Mason Foster, 2014                       |
|        | 2, Aqib Talib, 2011                         |
|        | 2, Tanard Jackson, 2009                     |
|        | 2, Rondé Barber, 2007                       |
|        | 2, Rondé Barber, 2006                       |
|        | 2, Rondé Barber, 2004                       |
|        | 2, Rondé Barber, 2000                       |
|        | 2, Donnie Abraham, 1999                     |
|        | 2, Hugh Green, 1983                         |
|        | 2, Cedric Brown, 1991                       |
|        | 2, Richard Wood, 1977                       |
| Game   | 2, Mike Edwards, vs. Atlanta, 9/19/21       |
|        | 2, Rondé Barber, vs. Philadelphia, 10/22/06 |

**MOST PASS INTERCEPTIONS**

|        |  |
|--------|--|
| Season | 10, Rondé Barber, 2001   |
|        | 9, Cedric Brown, 1981  |
|        | 8, Brian Kelly, 2002   |
|        | 7, Donnie Abraham, 1999, 2000  |
|        | 7, Wayne Haddix, 1990  |
|        | 7, Jeremiah Castille, 1985   |
| Game   | 3, Andrew Adams, vs. Carolina, 12/2/18                                       |
|        | 3, Aqib Talib at Washington, 10/4/09   |
|        | 3, Rondé Barber, twice, at New Orleans, 12/4/05 and at New Orleans, 12/23/01 |

**MOST YARDS, INTERCEPTIONS RETURNED**

|        |  |
|--------|--|
| Season | 231, Wayne Haddix, 1990                    |
|        | 218, Derrick Brooks, 2002                  |
|        | 215, Cedric Brown, 1981                    |
| Game   | 131, Cedric Brown, vs. Green Bay, 11/22/81 |

**MOST INTERCEPTIONS FOR TOUCHDOWNS**

|        |   |
|--------|---|
| Season | 3, Derrick Brooks, 2002                     |
|        | 3, Wayne Haddix, 1990                       |
| Game   | 2, Mike Edwards, vs. Atlanta, 9/19/21       |
|        | 2, Rondé Barber, vs. Philadelphia, 10/22/06 |

**LONGEST FUMBLE RETURN**

|  |   |
|--|---|
|  | 91 (TD), Devin White, vs. Atlanta, 12/29/19 |
|--|---|

**LONGEST NON-SCORING FUMBLE RETURN**

|  |   |
|--|---|
|  | 72, Sabby Piscitelli, at Buffalo, 9/20/09 |
|--|---|

**MOST FUMBLES CAUSED**

|        |                           |
|--------|---------------------------|
| Season | 7, Stylez G. White, 2007  |
|        | 7, Broderick Thomas, 1991 |
|        | 7, Wally Chambers, 1979   |

**MOST FUMBLES RECOVERED**

|        |  |
|--------|--|
| Season | <b>5, Lavonte David, 2017</b>                                      |
|        | <b>4, eight times, most recently by Antoine Winfield Jr., 2023</b> |

**INDIVIDUAL RECORDS/****SPECIAL TEAMS****MOST PUNTS**

|        |  |
|--------|--|
| Season | 100, Dave Green, 1978  |
|        | 98, Dave Green, 1977   |
| Game   | 11, six times, most recently by Josh Bidwell, at Chicago, 12/17/06 |

**BEST GROSS PUNTING AVERAGE**

|          |  |
|----------|--|
| Season   | <b>50.05, Jake Camarda, 2023</b>                     |
|          | <b>48.85, Jake Camarda, 2022</b>                     |
|          | 45.93, Bryan Anger, 2016                             |
|          | 45.57, Josh Bidwell, 2005                            |
|          | 45.26, Michael Koenen, 2012                          |
| Game     | <b>59.5, Jake Camarda, vs. L.A. Rams, 11/6/22</b>    |
| (min. 4) | <b>57.5, Jake Camarda, vs. Philadelphia, 9/25/23</b> |
|          | <b>55.0, Jake Camarda, at Carolina, 1/7/24</b>       |
|          | <b>54.5, Jake Camarda, at Minnesota, 9/10/23</b>     |
|          | <b>54.2, Jake Camarda, at Atlanta, 12/10/23</b>      |
|          | <b>54.2, Jake Camarda, vs. Detroit, 10/15/23</b>     |

**BEST NET PUNTING AVERAGE**

|          |   |
|----------|---|
| Season   | 42.7, Bryan Anger, 2016                           |
|          | <b>41.8, Jake Camarda, 2023</b>                   |
|          | <b>41.6, Jake Camarda, 2022</b>                   |
|          | 40.3, Michael Koenen, 2011                        |
|          | 40.2, Bradley Pinion, 2020                        |
| Game     | <b>54.2, Jake Camarda, vs. L.A. Rams, 11/6/22</b> |
| (min. 4) | 49.8, Bryan Anger, vs. N.Y. Giants, 10/1/17       |
|          | 49.8, Michael Koenen, vs. New Orleans, 10/16/11   |
|          | <b>48.8, Jake Camarda, at Houston, 11/5/23</b>    |
|          | <b>48.2, Jake Camarda, at Minnesota, 9/10/23</b>  |

**MOST PUNTS INSIDE THE 20**

|        |                                      |
|--------|--------------------------------------|
| Season | 37, Bryan Anger, 2016                |
|        | 30, Josh Bidwell, 2007               |
|        | 30, Tom Tupa, 2002                   |
|        | 27, Josh Bidwell, 2008               |
|        | <b>26, Jake Camarda, 2023</b>        |
|        | 26, Tom Tupa, 2003                   |
|        | 26, Mark Royals, 2001                |
| Game   | 5, Bryan Anger, vs. Carolina, 1/1/17 |
|        | 5, Josh Bidwell, vs. Miami, 10/16/05 |

**MOST FAIR CATCHES FORCED**

|        |                          |
|--------|--------------------------|
| Season | 42, Dan Stryzinski, 1994 |
|--------|--------------------------|

**MOST PUNT RETURNS**

|        |                                      |
|--------|--------------------------------------|
| Season | 70, Danny Reese, 1979 (NFL Record)   |
|        | 57, Danny Reese, 1980                |
| Game   | 8, Danny Reese, vs. Detroit, 9/17/79 |

**MOST YARDS PUNTS RETURNED**

|        |   |
|--------|---|
| Season | 597, Karl Williams, 1997                    |
|        | 492, Mark Jones, 2005                       |
|        | 453, Jacques Green, 1998                    |
| Game   | 120, Karl Williams, vs. Cleveland, 10/13/02 |
|        | 116, Karl Williams, at Detroit, 11/11/01    |
|        | 116, Karl Williams, vs. Chicago, 12/21/97   |

**BEST AVERAGE, PUNT RETURNS**

|        |  |
|--------|--|
| Season | 21.1, Karl Williams, 1996 (min. 10)                    |
| Game   | 33.0, Karl Williams, at Indianapolis, 11/2/97 (min. 3) |

**MOST KICKOFF RETURNS**

|        |   |
|--------|---|
| Season | 58, Bobby Joe Edmonds, 1995               |
|        | 48, Phil Freeman, 1985                    |
| Game   | 8, Vernon Turner, vs. Minnesota, 10/30/94 |

**MOST YARDS KICKOFFS RETURNED**

|        |   |
|--------|---|
| Season | 1,147, Bobby Joe Edmonds, 1995              |
|        | 1,129, Michael Spurlock, 2010               |
|        | 1,118, Reidel Anthony, 1998                 |
|        | 1,085, Phil Freeman, 1985                   |
| Game   | 242, Vernon Turner, vs. Minnesota, 10/30/94 |

**BEST AVERAGE, KICKOFF RETURNS**

|        |  |
|--------|--|
| Season | 291, Clifton Smith, 2009 (min. 20)                   |
| Game   | 52.3, Michael Spurlock, at Atlanta, 11/7/10 (min. 3) |

**MOST SPECIAL TEAMS TACKLES**

|        |  |
|--------|--|
| Season | 31, Shelton Quarles, 1999                  |
| Game   | 6, Dana Natziger, vs. Minnesota, 9/5/81    |
|        | 5, Brian Clark, vs. N.Y. Giants, 9/27/09   |
|        | 5, Torrie Cox, vs. New Orleans, 11/5/06    |
|        | 5, Jameel Cook, vs. Detroit, 10/2/05       |
|        | 5, Shelton Quarles, vs. Minnesota, 12/6/99 |
|        | 5, Sam Anno, vs. Minnesota, 12/16/90       |

**LONGEST BLOCKED RETURNS**

|            |  |
|------------|--|
| Field Goal | 79 (TD), Mike Washington, vs. Atlanta, 9/24/78   |
| Punt       | 33 (TD), Ricky Reynolds, at Washington, 10/22/89 |

**TEAM RECORDS/OFFENSE****SCORING****MOST POINTS SCORED**

|        |                                  |
|--------|----------------------------------|
| Season | 511, 2021                        |
|        | 492, 2020                        |
|        | 458, 2019                        |
|        | 396, 2018                        |
|        | 389, 2012                        |
| Game   | 55, at Los Angeles Rams, 9/29/19 |
|        | 48, vs. Atlanta, 9/19/21         |
|        | 48, at New Orleans, 9/9/18       |
|        | 48, vs. New Orleans, 12/23/01    |
|        | 48, vs. Atlanta, 9/13/87         |
|        | 47, at Detroit, 12/26/20         |
|        | 46, at Carolina, 11/15/20        |
|        | 45, vs. Miami, 10/10/21          |
|        | 45, at Las Vegas, 10/25/20       |
|        | 45, at Philadelphia, 11/22/15    |

**MOST TOUCHDOWNS (TOTAL)**

|        |                              |
|--------|------------------------------|
| Season | 63, 2021                     |
|        | 59, 2020                     |
|        | 54, 2019                     |
|        | 49, 2018                     |
|        | 44, 2012                     |
| Game   | 7, vs. Atlanta, 9/19/21      |
|        | 7, at Detroit, 12/26/20      |
|        | 7, at LA Rams, 9/29/19       |
|        | 7, vs. Atlanta, 9/13/87      |
|        | 6, vs. Miami, 10/10/21       |
|        | 6, at Las Vegas, 10/25/20    |
|        | 6, at New Orleans, 9/9/18    |
|        | 6, at Philadelphia, 11/22/15 |
|        | 6, at Oakland, 11/4/12       |
|        | 6, vs. Chicago, 10/8/89      |

**MOST RUSHING TOUCHDOWNS**

|        |                              |
|--------|------------------------------|
| Season | 19, 1995                     |
|        | 18, 2021                     |
|        | 18, 2000                     |
|        | 17, 2001                     |
|        | 17, 1984                     |
| Game   | 4, at Indianapolis, 11/28/21 |
|        | 4, at Oakland, 11/4/12       |

**MOST PASSING TOUCHDOWNS**

|        |                                      |
|--------|--------------------------------------|
| Season | 43, 2021                             |
|        | 42, 2020                             |
|        | 36, 2018                             |
|        | 33, 2019                             |
|        | 29, 2016                             |
| Game   | 6, at Detroit, 12/26/20              |
|        | 5, vs. Miami, 10/10/21               |
|        | 5, vs. Atlanta, 9/19/21              |
|        | 5, vs. Los Angeles Chargers, 10/4/20 |
|        | 5, at Philadelphia, 11/22/15         |
|        | 5, vs. Seattle, 12/26/10             |
|        | 5, vs. Minnesota, 11/3/02            |
|        | 5, vs. Atlanta, 9/13/87              |

**MOST RETURN TOUCHDOWNS**

|        |                             |
|--------|-----------------------------|
| Season | 7, 2008                     |
|        | 7, 2000                     |
|        | 6, 2019                     |
|        | 6, 2002                     |
|        | 5, 2009                     |
|        | 5, 1981                     |
| Game   | 3, at New Orleans, 12/11/77 |

**MOST FIELD GOALS**

|        |                         |
|--------|-------------------------|
| Season | 32, 2008                |
|        | 32, 2002                |
|        | 31, 2022                |
|        | <b>29, 2023</b>         |
|        | 29, 2015                |
| Game   | 5, at Chicago, 12/29/02 |

**MOST FIELD GOALS ATTEMPTED**

|        |                            |
|--------|----------------------------|
| Season | 40, 2015                   |
|        | 39, 2002                   |
|        | 38, 2022                   |
|        | 38, 2008                   |
|        | 35, 2019                   |
|        | 35, 2001                   |
|        | 35, 1994                   |
| Game   | 6, vs. Cincinnati, 10/8/95 |

**LARGEST MARGIN OF VICTORY**

|        |                                     |
|--------|-------------------------------------|
| Season | +158, 2021 (511-353)                |
| Game   | +41, vs. Chicago, 9/10/00 (41-0)    |
|        | +40, at Detroit, 12/26/20 (47-7)    |
|        | +38, vs. Atlanta, 9/13/87 (48-10)   |
|        | +35, at Cincinnati, 12/27/98 (35-0) |
|        | +35, vs. Chicago, 10/24/21 (38-3)   |

**LARGEST MARGIN OF VICTORY, HOME**

|      |                                     |
|------|-------------------------------------|
| Game | +41, vs. Chicago, 9/10/00 (41-0)    |
|      | +38, vs. Atlanta, 9/13/87 (48-10)   |
|      | +35, vs. Chicago, 10/24/21 (38-3)   |
|      | +34, vs. Atlanta, 12/16/07 (37-3)   |
|      | +34, vs. Green Bay, 11/22/81 (37-3) |

**LARGEST MARGIN OF VICTORY, ROAD**

|      |  |
|------|--|
| Game | +40, at Detroit, 12/26/20 (47-7)       |
|      | +35, at Cincinnati, 12/27/98 (35-0)    |
|      | +28, at Philadelphia, 11/22/15 (45-17) |
|      | +28, at Cincinnati, 9/29/02 (35-7)     |
|      | +26, at Carolina, 12/26/21 (32-6)      |

**TOTAL YARDS****MOST YARDS, TOTAL OFFENSE**

|        |                              |
|--------|------------------------------|
| Season | 6,901, 2021                  |
|        | 6,648, 2018                  |
|        | 6,366, 2019                  |
|        | 6,145, 2020                  |
|        | 6,014, 2015                  |
| Game   | 588, at Detroit, 12/26/20    |
|        | 576, at Cincinnati, 10/28/18 |
|        | 573, at Minnesota, 11/16/80  |
|        | 558, vs. Miami, 10/10/21     |
|        | 544, at Carolina, 11/15/20   |

**MOST PLAYS**

|        |  |
|--------|--|
| Season | 1,159, 2022  |
|        | 1,139, 2021  |
|        | 1,091, 1984  |
|        | 1,086, 2019  |
|        | 1,066, 2016  |
|        | 1,055, 2018  |
|        | 1,055, 1979  |
| Game   | 91, vs. Green Bay, 9/30/84 (OT, 79 in regulation)  |
|        | 88, vs. Cleveland, 10/21/18 (OT, 75 in regulation) |
|        | 87, at Kansas City, 10/28/84                       |
|        | 86, vs. Indianapolis, 10/4/92                      |
|        | 84, at Chicago, 9/21/08                            |
|        | 84, vs. Carolina, 9/14/03                          |

**BEST AVERAGE GAIN PER PLAY**

|        |                                 |
|--------|---------------------------------|
| Season | 6.30, 2018                      |
|        | 6.06, 2021                      |
|        | 6.04, 2020                      |
|        | 5.91, 2015                      |
|        | 5.86, 2019                      |
| Game   | 9.08, vs. Kansas City, 10/14/12 |
|        | 8.53, at New Orleans, 9/9/18    |
|        | 8.43, vs. Minnesota, 10/29/00   |
|        | 8.40, at Detroit, 12/26/20      |
|        | 8.35, at Miami, 10/20/85        |

**BEST TIME OF POSSESSION**

|      |  |
|------|--|
| Game | 48:09, vs. Oakland, 11/10/96 (OT, 37:09 in regulation) |
|      | 43:07, vs. Arizona, 11/14/07                           |
|      | 42:59, vs. Atlanta, 12/16/07                           |
|      | 42:14, vs. Washington, 12/4/94                         |
|      | 41:41, vs. Seattle, 10/19/08                           |

**FIRST DOWNS****MOST FIRST DOWNS**

|        |   |
|--------|---|
| Season | 404, 2021<br>388, 2018<br>364, 2020<br>353, 2019<br>352, 2017<br>346, 2022<br>344, 1984   |
| Game   | 34, vs. Cleveland, 10/21/18 (OT, 31 in regulation)<br>33, vs. Miami, 10/10/21<br>31, at N.Y. Giants, 11/18/18<br>30, at Detroit, 12/26/20<br>30, at Carolina, 11/15/20<br>30, at Atlanta, 10/14/18<br>30, vs. LA Rams, 9/25/16<br>30, at St. Louis, 12/17/15<br>30, vs. Atlanta, 12/24/05<br>30, vs. Atlanta, 9/13/87 |

**MOST RUSHING FIRST DOWNS**

|        |  |
|--------|--|
| Season | 114, 1984<br>111, 1978, 1998 and 2000<br>107, 1979                                     |
| Game   | 16, at Cincinnati, 12/27/98<br>16, vs. Washington, 12/4/94<br>16, vs. Detroit, 9/16/84 |

**MOST PASSING FIRST DOWNS**

|        |   |
|--------|---|
| Season | 273, 2021<br>265, 2018<br>244, 2019<br>243, 2017<br>240, 2022<br>238, 2020  |
| Game   | 26, vs. Miami, 10/10/21<br>24, at LA Rams, 9/26/21<br>24, vs. Indianapolis, 12/8/19<br>23, vs. Chiefs, 10/02/22<br>23, at Atlanta, 10/14/18<br>22, at Atlanta, 12/5/21<br>22, vs. Dallas, 9/9/21<br>22, at Detroit, 12/26/20<br>22, at Las Vegas, 10/25/20<br>22, at LA Rams, 9/29/19<br>22, vs. Washington, 11/11/18<br>22, vs. Pittsburgh, 9/24/18<br>22, at Buffalo, 10/22/17<br>22, at Chicago, 9/21/08 |

**MOST PENALTY FIRST DOWNS**

|        |  |
|--------|--|
| Season | 44, 2020   |
| Game   | 7, at Dallas, 12/23/18<br>6, vs. Atlanta, 10/22/23<br>6, at New Orleans, 9/13/20<br>6, vs. Cleveland, 10/21/18 (OT, 5 in regulation)<br>6, vs. Oakland, 10/30/16 (OT, 6 in regulation)<br>6, vs. Kansas City, 9/5/93 |

**BEST THIRD DOWN EFFICIENCY**

|        |   |
|--------|---|
| Season | 47.1%, 2021<br>46.0%, 2018<br>43.9%, 2016<br>43.5%, 2020<br>43.4%, 2017 |
| Game   | 87.5%, vs. Atlanta, 9/13/87 (14-16)                                     |

**RUSHING****MOST RUSHING ATTEMPTS**

|        |  |
|--------|--|
| Season | 609, 1979<br>549, 1978<br>523, 1998<br>502, 1999<br>490, 2000  |
| Game   | 62, vs. Kansas City, 12/16/79<br>55, vs. Philadelphia, 12/29/79 (Playoff Game)<br>51, at Cincinnati, 12/27/98<br>49, vs. Oakland, 11/10/96<br>49, vs. New York Giants, 11/2/80 |

**MOST YARDS RUSHING**

|        |  |
|--------|--|
| Season | 2,437, 1979<br>2,162, 2015<br>2,148, 1998<br>2,098, 1978<br>2,066, 2000<br>2,001, 2010   |
| Game   | 283, at Philadelphia, 11/22/15<br>278, at Oakland, 11/4/12<br>250, vs. Dallas, 12/3/00<br>249, at San Francisco, 10/23/16<br>246, vs. Minnesota, 11/1/98 |

**BEST AVERAGE PER RUSH**

|        |   |
|--------|---|
| Season | 4.75, 2015<br>4.64, 2010<br>4.42, 2012<br>4.34, 2021<br>4.22, 2000  |
| Game   | 9.00, vs. Detroit, 12/23/95 (16-144)<br>8.69, at Oakland, 11/4/12 (32-278)<br>8.56, vs. Green Bay, 11/16/03 (18-154)<br>8.00, vs. Seattle, 12/26/10 (26-208)<br>7.30, at New Orleans, 9/7/08 (20-146) |

**PASSING****MOST PASSES ATTEMPTED**

|        |   |
|--------|---|
| Season | 751, 2022<br>731, 2021<br>630, 2019<br>626, 2020<br>625, 2018   |
| Game   | 67, at Chicago, 9/21/08<br>61, vs. Carolina, 9/14/03<br>58, vs. LA Rams, 9/25/16<br>58, vs. LA Rams, 11/6/22<br>57, vs. Chicago, 11/18/01 |

**MOST PASSES COMPLETED**

|        |  |
|--------|--|
| Season | 499, 2022<br>492, 2021<br>410, 2020<br>408, 2018<br>382, 2019  |
| Game   | 41, at LA Rams, 9/26/21<br>41, vs. Chicago, 11/18/01<br>39, vs. Chiefs, 10/25/22<br>38, at Atlanta, 12/5/21<br>38, at Chicago, 9/21/08 |

**BEST COMPLETION PERCENTAGE**

|        |   |
|--------|---|
| Season | 67.3%, 2021<br>66.4%, 2022<br>66.4%, 2004<br>65.5%, 2020<br>65.3%, 2018   |
| Game   | 86.2%, at Detroit, 10/14/84 (25-29)<br>84.6%, vs. Green Bay, 9/13/92 (22-26)<br>82.2%, at Detroit, 10/21/07 (37-45)<br>82.1%, vs. Seattle, 12/26/10 (23-28)<br>81.8%, vs. Philadelphia, 9/16/18 (27-33) |

**MOST NET YARDS PASSING**

|        |   |
|--------|---|
| Season | 5,229, 2021<br>5,125, 2018<br>4,845, 2019<br>4,626, 2020<br>4,586, 2022   |
| Game   | 486, at Minnesota, 11/16/80<br>477, at Detroit, 12/26/20<br>467, vs. Indianapolis, 12/8/19<br>450, at Cincinnati, 10/28/18<br>446, at Detroit, 12/15/19 |

**BEST AVERAGE PER PASS PLAY**

|        |   |
|--------|---|
| Season | 7.70, 2018<br>7.16, 2019<br>7.14, 2020  |
| Game   | 15.2, vs. New Orleans, 9/16/07<br>14.9, at New Orleans, 9/9/18<br>14.3, vs. St. Louis, 12/18/77 |

**HIGHEST PASSER RATING**

|        |  |
|--------|--|
| Season | 102.8, 2020<br>101.6, 2021<br>96.2, 2010<br>94.2, 2023<br>94.1, 2018   |
| Game   | 158.3, at Green Bay, 12/17/23<br>158.3, vs. Indianapolis, 9/11/94<br>156.3, at New Orleans, 9/9/18<br>151.9, at Detroit, 12/26/20<br>151.5, New Orleans, 11/7/99 |

**MOST PASSES INTERCEPTED**

|        |  |
|--------|--|
| Season | 36, 1988<br>30, 2019<br>30, 1977<br>29, 2009<br>29, 1991 |
| Game   | 7, vs. San Francisco, 9/7/86                             |

**FEWEST PASSES INTERCEPTED**

|        |  |
|--------|--|
| Season | 6, 2010<br>8, 2007<br>10, 2023<br>10, 2022<br>10, 2002 |
|--------|--|

**FEWEST TIMES BUCS PASSER SACKED**

|        |                    |
|--------|--------------------|
| Season | 11, 1982 (9 games) |
|        | 12, 1979           |
|        | 19, 1981           |

**MOST TIMES BUCS PASSER SACKED**

|        |                              |
|--------|------------------------------|
| Season | 56, 1985, 1991 and 1995      |
| Game   | 10, vs. Pittsburgh, 10/21/01 |
|        | 10, vs. Washington, 10/9/77  |
|        | 9, at L.A. Rams, 11/5/78     |

**FUMBLES****MOST FUMBLES**

|        |                           |
|--------|---------------------------|
| Season | 39, 1983                  |
| Game   | 8, at N.Y. Jets, 12/12/82 |

**FEWEST FUMBLES**

|        |          |
|--------|----------|
| Season | 12, 2021 |
|        | 12, 2020 |

**FEWEST FUMBLES LOST**

|        |         |
|--------|---------|
| Season | 5, 2020 |
|        | 5, 2009 |

**PENALTIES****MOST PENALTIES**

|        |                           |
|--------|---------------------------|
| Season | 143, 2015                 |
| Game   | 20, vs. Seattle, 10/17/76 |

**FEWEST PENALTIES**

|        |                            |
|--------|----------------------------|
| Season | 38, 1982 (9 games)         |
|        | 75, 1999                   |
| Game   | 0, vs. Green Bay, 10/18/20 |
|        | 0, at Detroit, 12/18/83    |

**MOST YARDS PENALIZED**

|        |                            |
|--------|----------------------------|
| Season | 1,195, 2015                |
| Game   | 190, vs. Seattle, 10/17/76 |

**FEWEST YARDS PENALIZED**

|        |                            |
|--------|----------------------------|
| Season | 297, 1982 (9 games)        |
|        | 583, 1999                  |
| Game   | 0, vs. Green Bay, 10/18/20 |
|        | 0, at Detroit, 12/18/83    |

**TEAM RECORDS/DEFENSE****TOTAL DEFENSE****FEWEST TOTAL YARDS ALLOWED**

|        |  |
|--------|--|
| Season | 3,934, 1977 (14 games)                     |
|        | 3,949, 1979                                |
| Game   | 80, vs. Kansas City, 12/16/79              |
|        | 107, vs. Houston, 12/14/03                 |
|        | 107, vs. N.Y. Giants, 9/12/99              |
|        | 120, vs. Washington, 1/7/06 (Playoff game) |
|        | 127, at Dallas, 9/9/01                     |
|        | 128, at Cincinnati, 9/7/80                 |
|        | 130, at Carolina, 10/27/02                 |
|        | 133, vs. Atlanta, 12/16/07                 |
|        | 135, vs. N.Y. Giants, 10/4/98              |
|        | 136, at Atlanta, 9/21/03                   |

**FEWEST TOTAL POINTS ALLOWED**

|        |   |
|--------|---|
| Season | 196, 2002 (16 games, 12.3 per game)           |
|        | 223, 1977 (14 games, 15.9 per game)           |
|        | 235, 1993 (16 games, 14.7 per game)           |
| Game   | 0, at Carolina, 1/7/24 (9-0)                  |
|        | 0, at San Francisco, 11/21/10 (21-0)          |
|        | 0, vs. Atlanta, 12/5/04 (27-0)                |
|        | 0, at Philadelphia, 9/8/03 (17-0)             |
|        | 0, vs. Dallas, 10/23/03 (16-0)                |
|        | 0, at Baltimore, 9/15/02 (25-0)               |
|        | 0, at Chicago, 12/29/02 (15-0)                |
|        | 0, vs. Chicago, 9/10/00 (41-0)                |
|        | 0, at Cincinnati, 12/27/98 (35-0)             |
|        | 0, vs. St. Louis, 11/10/85 (16-0)             |
|        | 0, vs. Kansas City, 12/16/79 (3-0)            |
|        | 3, 20 times, most recently at Dallas, 9/11/22 |

**FEWEST FIRST DOWNS ALLOWED**

|        |                              |
|--------|------------------------------|
| Season | 228, 1999                    |
|        | 236, 2002                    |
|        | 241, 1977 (14 games)         |
| Game   | 4, vs. N.Y. Giants, 9/12/99  |
|        | 4, vs. Kansas City, 12/16/79 |
|        | 5, vs. Atlanta, 12/16/07     |
|        | 7, vs. Seattle, 10/19/08     |
|        | 7, vs. Houston, 12/14/03     |
|        | 7, vs. Washington, 12/4/94   |

**FEWEST RUSHING FIRST DOWNS****ALLOWED**

|        |                            |
|--------|----------------------------|
| Season | 70, 2019                   |
| Game   | 0, at Detroit, 9/17/00     |
|        | 0, vs. Washington, 12/4/94 |

**FEWEST PASSING FIRST DOWNS ALLOWED**

|        |                              |
|--------|------------------------------|
| Season | 106, 1977 (14 games)         |
|        | 111, 1979                    |
| Game   | 0, vs. New England, 12/12/76 |

**FEWEST PLAYS ALLOWED**

|        |                               |
|--------|-------------------------------|
| Season | 925, 1998                     |
|        | 933, 1976 (14 games)          |
| Game   | 36, vs. Atlanta, 12/16/07     |
|        | 38, vs. Kansas City, 12/16/79 |
|        | 39, vs. Seattle, 10/19/08     |
|        | 40, vs. Washington, 12/4/94   |

**LOWEST OPPONENT THIRD DOWN PERCENTAGE**

|        |  |
|--------|--|
| Season | 31.7%, 1998  |
| Game   | 0.0%, vs. Philadelphia (Playoff game), 1/15/24 (0-9) |
|        | 0.0%, at Carolina, 12/24/11 (0-6)                    |
|        | 0.0%, vs. Atlanta, 12/16/07 (0-9)                    |
|        | 0.0%, at Chicago, 1/2/00 (0-12)                      |

**MOST TURNOVERS FORCED**

|        |   |
|--------|---|
| Season | 46, 1981 (32 int, 14 fum)                 |
|        | 43, 1978 (29 int, 14 fum)                 |
|        | 42, 1990 (25 int, 16 fum)                 |
|        | 41, 2000 (25 int, 16 fum)                 |
|        | 41, 1983 (23 int, 18 fum)                 |
|        | 41, 1977 (23 int, 17 fum)                 |
| Game   | 8, vs. Minnesota, 12/16/90 (5 int, 3 fum) |

**RUSHING DEFENSE****FEWEST YARDS ALLOWED**

|        |                                       |
|--------|---------------------------------------|
| Season | 1,181, 2019                           |
|        | 1,289, 2020                           |
|        | 1,320, 2012                           |
|        | 1,407, 1999                           |
|        | 1,515, 2005                           |
| Game   | -1, at New England, 10/3/21           |
|        | 2, vs. Miami, 11/11/13                |
|        | 10, vs. Carolina, 9/9/12              |
|        | 10, vs. Washington, 12/4/94           |
|        | 12, vs. Green Bay, 12/26/99           |
|        | 17, at Detroit, 9/17/00               |
|        | 17, at L.A. Raiders, 12/19/93         |
|        | 18, at Atlanta, 10/20/13              |
|        | 19, vs. Oakland, 1/26/03 (Super Bowl) |
|        | 20, vs. Chicago, 9/17/17              |

**FEWEST RUSHES ALLOWED**

|        |                                       |
|--------|---------------------------------------|
| Season | 358, 2020                             |
| Game   | 8, at New England, 10/3/21            |
|        | 9, vs. Miami, 10/10/21                |
|        | 10, at Detroit, 9/17/00               |
|        | 11, at LA Rams, 9/29/19               |
|        | 11, vs. Oakland, 1/26/03 (Super Bowl) |
|        | 11, at Oakland, 11/4/12               |

**LOWEST AVERAGE PER RUSH**

|        |                                 |
|--------|---------------------------------|
| Season | 3.24, 1988                      |
|        | 3.26, 2019                      |
|        | 3.44, 1978                      |
|        | 3.45, 2015                      |
|        | 3.46, 2005                      |
| Game   | -0.13, at New England, 10/3/21  |
|        | 0.14, vs. Miami, 11/11/13       |
|        | 0.74, at L.A. Raiders, 12/19/93 |
|        | 0.77, vs. Carolina, 9/9/12      |
|        | 0.83, vs. Washington, 12/4/94   |

**PASSING DEFENSE****FEWEST NET YARDS ALLOWED**

|        |                               |
|--------|-------------------------------|
| Season | 1,903, 1977 (14 games)        |
|        | 2,076, 1979                   |
| Game   | 16, at Cincinnati, 9/7/80     |
|        | 17, vs. Chicago, 12/2/79      |
|        | 18, at Giants, 10/7/79        |
|        | 20, at Carolina, 10/27/02     |
|        | 22, vs. Kansas City, 12/16/79 |

**FEWEST ATTEMPTS ALLOWED**

|        |                         |
|--------|-------------------------|
| Season | 321, 1976 (14 games)    |
|        | 337, 1977 (14 games)    |
|        | 419, 1978               |
| Game   | 7, at Chicago, 11/26/78 |



**FEWEST COMPLETIONS ALLOWED**

|        |                              |
|--------|------------------------------|
| Season | 178, 1976 (14 games)         |
|        | 191, 1977 (14 games)         |
|        | 241, 1978                    |
| Game   | 4, vs. Atlanta, 12/16/07     |
|        | 4, at Chicago, 11/26/78      |
|        | 4, vs. New England, 12/12/76 |

**LOWEST PCT. OF COMPLETIONS ALLOWED**

|        |   |
|--------|---|
| Season | 50.8%, 2002                             |
|        | 52.7%, 1999                             |
|        | 55.4%, 2001                             |
|        | 55.5%, 1976                             |
|        | 55.8%, 1990                             |
| Game   | 26.7%, vs. Atlanta, 12/16/07 (4-15)     |
|        | 27.8%, at Carolina, 10/27/02 (5-18)     |
|        | 28.6%, at Cincinnati, 9/7/80 (6-21)     |
|        | 28.6%, vs. New England, 12/12/76 (4-14) |
|        | 33.3%, vs. Arizona, 11/4/07 (10-30)     |

**MOST PASSES INTERCEPTED**

|        |   |
|--------|---|
| Season | 32, 1981 (648 yards returned)                     |
|        | 31, 2002  |
|        | 29, 1978  |
|        | 28, 2001  |
|        | 25, 2000  |
|        | 25, 1990  |
| Game   | 6, at New Orleans, 12/11/77                       |
|        | 5, five times, most recently at Seattle, 11/28/99 |

**MOST TIMES PASSERS SACKED**

|        |                                |
|--------|--------------------------------|
| Season | 55, 2000                       |
|        | 48, 2023                       |
|        | 48, 2020                       |
|        | 47, 2021                       |
|        | 47, 2019                       |
| Game   | 10, at Baltimore Colts, 9/9/79 |
|        | 9, at Philadelphia, 9/19/99    |
|        | 8, vs. Green Bay, 12/7/98      |

**MOST YARDS PASSERS SACKED**

|        |                                   |
|--------|-----------------------------------|
| Season | 366, 2020                         |
| Game   | 75, vs. N.Y. Giants, 11/18/79 (5) |

**PENALTIES****MOST OPPONENT PENALTIES**

|        |                           |
|--------|---------------------------|
| Season | 136, 1984                 |
| Game   | 23, vs. Oakland, 10/30/16 |

**MOST YARDS OPPONENT PENALIZED**

|        |                            |
|--------|----------------------------|
| Season | 1,156, 2018                |
|        | 1,078, 1984                |
| Game   | 200, vs. Oakland, 10/30/16 |

**FEWEST PENALTY FIRST DOWNS ALLOWED**

|        |         |
|--------|---------|
| Season | 7, 2007 |
|--------|---------|

**FUMBLES****MOST FUMBLES FORCED**

|        |                           |
|--------|---------------------------|
| Season | 45, 1979                  |
| Game   | 8, vs. Green Bay, 12/7/98 |

**MOST FUMBLES RECOVERED**

|        |                             |
|--------|-----------------------------|
| Season | 24, 1979                    |
| Game   | 4, vs. Washington, 11/25/07 |
|        | 4, at St. Louis, 11/26/01   |
|        | 4, at Pittsburgh, 12/10/83  |

**TEAM RECORDS/SPECIAL TEAMS****MOST PUNTS**

|        |   |
|--------|---|
| Season | 102, 1978   |
| Game   | 11, six times, most recently at Chicago, 12/17/06 |

**FEWEST PUNTS**

|        |  |
|--------|--|
| Season | 55, 2020                                 |
| Game   | 0, seven times, last vs. Atlanta, 1/3/21 |

**BEST GROSS PUNTING AVERAGE**

|          |                                 |
|----------|---------------------------------|
| Season   | 50.1, 2023                      |
| Game     | 59.5, vs. LA Rams, 11/6/22      |
| (min. 4) | 57.5, vs. Philadelphia, 9/25/23 |
|          | 55.0, at Carolina, 1/7/24       |
|          | 54.5, at Minnesota, 9/10/23     |
|          | 54.2, vs. Detroit, 10/15/23     |
|          | 54.2, at Atlanta, 12/10/23      |

**BEST NET PUNTING AVERAGE**

|        |            |
|--------|------------|
| Season | 42.7, 2016 |
|--------|------------|

**MOST PUNT RETURNS**

|        |  |
|--------|--|
| Season | 71, 1979   |
| Game   | 8, two times, most recently vs. LA Rams, 11/6/22 |

**MOST PUNT RETURN YARDAGE**

|        |                           |
|--------|---------------------------|
| Season | 645, 1997                 |
| Game   | 134, at Detroit, 11/11/01 |

**BEST PUNT RETURN AVERAGE**

|        |            |
|--------|------------|
| Season | 13.6, 1998 |
|--------|------------|

**MOST KICKOFF RETURNS**

|        |                            |
|--------|----------------------------|
| Season | 80, 1985                   |
| Game   | 9, vs. Minnesota, 10/30/94 |
|        | 9, at Chicago, 9/26/93     |
|        | 9, at N.Y. Jets, 11/17/85  |

**MOST KICKOFF RETURN YARDAGE**

|        |                              |
|--------|------------------------------|
| Season | 1,630, 2009                  |
| Game   | 268, vs. Minnesota, 10/30/94 |

**BEST KICKOFF RETURN AVERAGE**

|        |            |
|--------|------------|
| Season | 26.3, 2009 |
|        | 24.8, 2008 |
|        | 24.3, 2010 |
|        | 24.2, 2004 |
|        | 24.1, 2002 |

**MOST PUNTS FORCED**

|        |  |
|--------|--|
| Season | 104, 1979  |
| Game   | 12, vs. N.Y. Giants, 9/12/99                       |
|        | 10, five times, most recently at Chicago, 12/17/06 |

**LOWEST GROSS OPPONENT PUNTING AVERAGE**

|        |                             |
|--------|-----------------------------|
| Season | 39.0, 1988                  |
| Game   | 12.0, vs. Atlanta, 11/17/13 |

**LOWEST PUNT RETURN AVERAGE ALLOWED**

|        |           |
|--------|-----------|
| Season | 4.2, 1986 |
|--------|-----------|

**LOWEST KICKOFF RETURN AVERAGE ALLOWED**

|        |            |
|--------|------------|
| Season | 14.6, 2016 |
|--------|------------|

**FEWEST TOTAL PUNT RETURN YARDS ALLOWED**

|        |           |
|--------|-----------|
| Season | 103, 1994 |
|--------|-----------|

**OPPONENT RECORDS/INDIVIDUAL****SCORING****MOST TOUCHDOWNS (ALSO MOST POINTS, 24)**

|  |
|--|
| 4, Maurice Jones-Drew, Jacksonville, 12/11/11                        |
| 4, Marshall Faulk, St. Louis, 12/18/00                               |
| 4, Jerry Rice, San Francisco, 11/14/93                               |
| 4, Sterling Sharpe, Green Bay, 10/24/93                              |
| 3, 21 times, most recently by Tyreek Hill, vs. Kansas City, 11/29/20 |

**MOST POINTS PLACEKICKING**

|  |
|--|
| 18, Fuad Revez, Minnesota, 10/30/94 (5 FGs, 3 PAT) |
|--|

**MOST FIELD GOALS**

|  |
|--|
| 5, Younghoe Koo, Atlanta, 12/29/19     |
| 5, Joe Nedney, San Francisco, 10/30/05 |
| 5, Fuad Revez, Minnesota, 10/30/94     |
| 5, Eric Schubert, N.Y. Giants, 11/3/85 |

**LONGEST FIELD GOAL**

|                                   |
|-----------------------------------|
| 59, Brett Maher, Dallas, 12/23/18 |
|-----------------------------------|

**LONGEST FIELD GOAL ATTEMPTED**

|  |
|--|
| 64, Justin Tucker, Baltimore, 10/12/14 |
|--|

**RUSHING****MOST YARDS RUSHING**

|   |
|---|
| 237, Barry Sanders, Detroit, 11/13/94       |
| 215, Barry Sanders, Detroit, 10/12/97       |
| 207, Eric Dickerson, L.A. Rams, 10/5/86     |
| 203, Earl Campbell, Houston, 10/19/80       |
| 196, Eric Dickerson, Indianapolis, 12/27/87 |
| 191, Eric Dickerson, L.A. Rams, 11/25/84    |
| 190, Chris Johnson, Tennessee, 11/27/11     |
| 187, Barry Sanders, Detroit, 11/7/93        |
| 186, DeAngelo Williams, Carolina, 12/8/08   |
| 177, Michael Bush, Oakland, 12/28/08        |

**MOST RUSHING ATTEMPTS**

|  |
|--|
| 35, Heath Sherman, Philadelphia, 10/6/91                         |
| 34, John Riggins, Washington, 9/19/82                            |
| 33, eight times, most recently by Zac Stacy, St. Louis, 12/22/13 |

**LONGEST RUN**

- 85. (TD), Michael Bennett, Minnesota, 11/3/02
- 85. Barry Sanders, Detroit, 10/2/94
- 82. (TD), Barry Sanders, Detroit, 10/12/97
- 81. (TD), Michael Turner, Atlanta, 1/1/12
- 80. (TD), Barry Sanders, Detroit, 10/12/97
- 78. (TD), Reggie Brooks, Washington, 12/5/93
- 75. Napoleon Kaufman, Oakland, 12/19/99
- 75. (TD), Horace King, Detroit, 11/2/78
- 71. (TD), Steve McNair, Tennessee, 11/8/98
- 71. (TD), Herschel Walker, Minnesota, 12/8/91

**PASSING****MOST YARDS PASSING**

- 517. Jared Goff, L.A. Rams, 9/29/19
- 513. Derek Carr, Oakland, 10/30/16  
(OT, 350 in reg.)
- 510. Eli Manning, N.Y. Giants, 9/16/12
- 470. C.J. Stroud, Houston, 11/5/23
- 462. Patrick Mahomes, Kansas City, 11/29/20
- 439. Drew Brees, New Orleans, 9/9/18
- 418. Lynn Dickey, Green Bay, 10/12/80  
(OT, 336 in reg.)
- 414. Carson Palmer, Oakland, 11/4/12
- 403. Dak Prescott, Dallas, 9/9/21
- 397. Matt Ryan, Atlanta, 11/1/15

**MOST PASSES ATTEMPTED**

- 68. Jared Goff, LA Rams, 9/29/19
- 62. Steve Dils, Minnesota, 9/5/81
- 61. Carson Palmer, Oakland, 11/4/12
- 59. Derek Carr, Oakland, 10/30/16  
(OT, 44 in reg.)
- 58. Dak Prescott, Dallas, 9/9/21

**MOST PASSES COMPLETED**

- 45. Jared Goff, Los Angeles Rams, 9/29/19
- 42. Dak Prescott, Dallas, 9/9/21
- 40. Derek Carr, Oakland, 10/30/16  
(OT, 29 in reg.)
- 39. Jared Goff, Los Angeles Rams, 11/23/20
- 39. Carson Palmer, Oakland, 11/4/12

**BEST COMPLETION PERCENTAGE****(MIN. 15 ATTEMPTS)**

- 94.4%. Eli Manning, N.Y. Giants, 11/18/18 (17-18)
- 88.9%. Dak Prescott, Dallas, 12/18/16 (32-36)
- 87.5%. Matt Ryan, Atlanta, 9/18/14 (21-24)
- 86.7%. Marcus Mariota, Tennessee, 9/13/15 (13-15)
- 86.5%. Drew Brees, New Orleans, 12/27/09 (32-37)

**MOST TOUCHDOWN PASSES**

- 6. Mitchell Trubisky, Chicago, 9/30/18
- 5. C.J. Stroud, Houston, 11/5/23
- 5. Russell Wilson, Seattle, 11/3/19
- 5. Joe Flacco, Baltimore, 10/12/14
- 5. Tony Romo, Dallas, 11/23/06
- 5. Wade Wilson, Atlanta, 12/13/92
- 5. Boomer Esiason, Cincinnati, 10/29/89
- 5. Ken O'Brien, N.Y. Jets, 11/7/85

**LONGEST PASS**

- 91. (TD), Cam Newton-Brandon LaFell, Carolina, 12/24/11
- 91. (TD), Scott Mitchell-Brett Perriman, Detroit, 12/23/95
- 87. (TD), Curtis Painter-Pierre Garcon, Indianapolis, 10/3/11
- 84. (TD), Drew Brees-Devery Henderson, New Orleans, 9/7/08
- 83. (TD), Jim Harbaugh-Anthony Morgan, Chicago, 10/18/92

**MOST PASSES INTERCEPTED**

- 5. Don Majkowski, Green Bay, 10/14/90
- 5. John Kitna, Seattle, 11/28/99
- 4. 18 times, most recently by Cam Newton, Carolina, 12/2/18

**RECEIVING****MOST PASS RECEPTIONS**

- 16. Michael Thomas, New Orleans, 9/9/18
- 13. Alvin Kamara, New Orleans, 10/1/23
- 13. Amari Cooper, Dallas, 9/9/21
- 13. Tyreek Hill, Kansas City, 11/29/20
- 13. Tyler Lockett, Seattle, 11/3/19
- 13. Robert Woods, Los Angeles Rams, 9/29/19
- 13. William Andrews, Atlanta, 12/6/81

**MOST PASS RECEPTIONS - WIDE RECEIVER**

- 16. Michael Thomas, New Orleans, 9/9/18

**MOST PASS RECEPTIONS - RUNNING BACK**

- 13. Alvin Kamara, New Orleans, 10/1/23
- 13. William Andrews, Atlanta, 12/6/81

**MOST PASS RECEPTIONS - TIGHT END**

- 11. Zach Ertz, Philadelphia, 9/16/18
- 11. Jordan Reed, Washington, 10/25/15

**MOST YARDS RECEIVING**

- 269. Tyreek Hill, Kansas City, 11/29/20
- 253. Julio Jones, Atlanta, 11/26/17
- 199. Hakeem Nicks, N.Y. Giants, 9/16/12
- 182. Michael Thomas, New Orleans, 10/6/19
- 181. Greg Olsen, Carolina, 10/10/16
- 180. Michael Thomas, New Orleans, 9/9/18
- 180. Kenny Stills, Miami, 11/19/17
- 179. Victor Cruz, N.Y. Giants, 9/16/12
- 179. Jimmy Graham, New Orleans, 9/15/13
- 176. Marvin Harrison, Indianapolis, 10/6/03

**MOST YARDS RECEIVING - RUNNING BACK**

- 128. Eddie Lee Ivey, Green Bay, 10/12/80

**MOST YARDS RECEIVING - TIGHT END**

- 181. Greg Olsen, Carolina, 10/10/16

**MOST TOUCHDOWN RECEPTIONS**

- 4. Jerry Rice, San Francisco, 11/14/93
- 4. Sterling Sharpe, Green Bay, 10/24/93

**DEFENSE****MOST INTERCEPTIONS**

- 2. 66 times, most recently Marco Wilson, Arizona Cardinals, 12/25/22

**LONGEST INTERCEPTION RETURN**

- 98. (TD), Bennie Blades, Detroit, 9/29/96
- 92. (TD), Andre Collins, Washington, 12/4/94

**LONGEST FUMBLE RETURN**

- 93. (TD) Adam Archuleta, St. Louis, 10/18/04

**SPECIAL TEAMS****MOST PUNTS**

- 12. Brad Maynard, N.Y. Giants, 9/12/99
- 10. five times, most recently by Brad Maynard, Chicago, 12/17/06

**BEST PUNTING AVERAGE (MIN. 4 PUNTS)**

- 56.8. Ryan Stonehouse, Tennessee, 11/12/23
- 56.0. Cameron Johnston, Philadelphia, 9/16/18
- 56.0. Reggie Roby, Washington, 12/4/94
- 55.3. Bryan Anger, Jacksonville, 10/11/15
- 55.0. Thomas Morstead, 10/16/11

**LONGEST PUNT**

- 84. Ryan Malone, N.Y. Jets, 9/8/13
- 81. Andy Lee, San Francisco, 11/21/04
- 79. Britton Colquitt, Cleveland, 10/21/18
- 76. Adam Podlesh, Jacksonville, 10/28/07
- 75. Brad Maynard, Chicago, 12/29/02

**MOST PUNT RETURNS**

- 11. Eddie Brown, Washington, 10/9/77  
(NFL Record)

**MOST YARDS, PUNT RETURNS**

- 145. Vai Sikahema, St. Louis, 12/21/86
- 130. Mel Gray, New Orleans, 12/6/87
- 129. Phillip Epps, Green Bay, 10/2/83
- 118. Troy Brown, New England 9/3/00
- 112. Lou Piccone, New York Jets, 11/14/76

**LONGEST PUNT RETURN**

- 93. (TD), Glyn Milburn, Chicago, 9/20/98
- 90. (TD), Phillip Epps, Green Bay, 10/2/83
- 88. (TD), Jeff Fisher, Chicago, 9/20/81
- 80. Mel Gray, New Orleans, 12/6/87
- 74. (TD), Jamal Agnew, Detroit, 12/26/20

**MOST KICKOFF RETURNS**

- 7. three times, most recently by Leon Washington, Detroit, 12/26/10

**MOST YARDS, KICKOFF RETURNS**

- 218. Desmond Howard, Detroit, 9/17/00
- 197. Eddie Drummond, Detroit, 12/15/02
- 188. Benny Cunningham, St. Louis, 12/17/15
- 177. Brad Pyatt, Indianapolis, 10/6/03
- 176. Eddie Payton, Minnesota, 11/16/80

**LONGEST KICKOFF RETURN**

- 106. (TD), Alvin Kamara, New Orleans, 12/31/17
- 105. (TD), Terry Fair, Detroit, 9/28/98
- 103. (TD), Damiere Byrd, 12/24/17
- 102. (TD), Eric Weems, Atlanta, 12/5/10
- 102. Benny Cunningham, St. Louis, 12/17/15

## OPPONENT RECORDS/TEAM

### SCORING

#### MOST POINTS, GAME

62, at N.Y. Jets, 11/17/85

#### MOST POINTS, HOME GAME

49, vs. Minnesota, 10/23/88

#### MOST POINTS, HALF

49, at Green Bay, 10/2/83 (1st)  
42, at Atlanta, 1/12 (1st)  
42, vs. New Orleans, 10/14/79 (2nd)

#### MOST POINTS, QUARTER

35, at Green Bay, 10/2/83 (2nd)  
33, at Atlanta, 11/17/91 (2nd)

#### OTHER QUARTER HIGHS

1st 28, vs. Baltimore, 10/12/14  
3rd 21, nine times, most recently at Chicago, 11/23/14  
4th 28, vs. Indianapolis, 10/6/03  
28, at St. Louis, 11/8/87

#### LARGEST MARGIN OF VICTORY

45, twice, most recently at San Francisco, 10/9/11

### TOUCHDOWNS

#### MOST TOUCHDOWNS, GAME

8, at Atlanta, 9/18/14  
8, at Cincinnati, 10/29/89  
8, at N.Y. Jets, 11/17/85

#### MOST TOUCHDOWNS, RUSHING

5, at San Francisco, 12/4/83  
5, vs. New Orleans, 10/14/79

#### MOST TOUCHDOWNS, PASSING

6, at Chicago, 9/30/18  
6, at Cincinnati, 10/29/89

#### MOST TOUCHDOWNS, RETURNS

3, at N.Y. Jets, 12/14/97  
3, at Green Bay, 10/2/83  
3, at Denver, 11/7/76

### TOTAL OFFENSE

#### MOST YARDS, GAME

626, vs. Oakland, 10/30/16 (OT, 443 in reg.)  
604, at N.Y. Giants, 9/16/12  
581, at N.Y. Jets, 11/17/85  
569, vs. Green Bay, 10/12/80 (OT, 476 in reg.)  
543, vs. Kansas City, 11/29/20  
543, vs. Minnesota, 10/7/84

#### MOST PLAYS

99, vs. Green Bay, 10/12/80 (OT, 82 in reg.)  
92, at Dallas, 1/9/83 (Playoff)  
92, vs. Minnesota, 9/5/81

#### BEST GAIN PER PLAY

8.9, vs. Dallas, 9/13/09  
8.8, at Carolina, 12/24/11  
8.3, at Chicago, 9/30/18  
8.1, at Atlanta, 11/26/17  
8.1, at New Orleans, 9/9/18

#### MOST FIRST DOWNS

36, at L.A. Rams, 9/29/19

#### MOST FIRST DOWNS, RUSHING

18, at San Francisco, 12/4/83

#### MOST FIRST DOWNS, PASSING

27, at L.A. Rams, 9/29/19  
23, at Seattle, 11/3/19  
22, at Houston, 11/5/23  
21, vs. Dallas, 9/9/21  
21, at Atlanta, 12/20/20  
21, vs. Minnesota, 9/5/81  
21, vs. Green Bay, 10/12/80 (OT, 17 in reg.)

### RUSHING

#### MOST RUSHING ATTEMPTS

60, at Chicago, 11/26/78

#### MOST YARDS RUSHING

306, at Atlanta, 9/17/06  
299, at Carolina, 12/8/08  
299, vs. L.A. Rams, 11/25/84  
296, vs. Minnesota, 12/8/91  
273, vs. Chicago, 11/20/83

### BEST AVERAGE PER RUSH

9.1, vs. Buffalo, 12/12/21

### PASSING

#### MOST PASSES ATTEMPTED

68, at L.A. Rams, 9/29/19  
63, vs. Minnesota, 9/5/81  
62, at Oakland, 11/4/12  
59, vs. Oakland, 10/30/16 (OT, 44 in reg.)  
58, vs. Dallas, 9/9/21

#### MOST PASSES COMPLETED

45, at L.A. Rams, 9/29/19  
42, vs. Dallas, 9/9/21  
40, vs. Oakland, 10/30/16 (OT, 29 in reg.)  
40, at Oakland, 11/4/12  
39, vs. Los Angeles Rams, 11/23/20

#### MOST NET YARDS PASSING

510, at N.Y. Giants, 9/23/12  
498, vs. Oakland, 10/30/16 (OT, 339 in reg.)  
490, at L.A. Rams, 9/29/19  
456, vs. Kansas City, 11/29/20  
443, at Houston, 11/5/23  
432, at New Orleans, 9/9/18  
415, vs. Green Bay, 10/12/80 (OT, 333 in reg.)  
402, at Oakland, 11/4/12  
395, at Atlanta, 11/1/15  
391, vs. Dallas, 9/9/21

#### BEST COMPLETION PERCENTAGE

94.4%, at N.Y. Giants, 11/18/18 (17-18)  
88.9%, at Dallas, 12/18/16 (32-36)  
86.7%, vs. Tennessee, 9/13/15 (13-15)  
86.5%, at New Orleans, 12/27/09 (32-37)  
85.7%, at Atlanta, 9/18/14 (24-28)

### SPECIAL TEAMS

#### MOST PUNTS

12, vs. N.Y. Giants, 9/12/99  
10, at Chicago, 12/17/06  
10, vs. Seattle, 9/19/04  
10, at Washington, 10/1/00  
10, at Detroit, 9/8/96  
10, vs. Chicago, 12/2/79

#### FEWEST PUNTS

0, at Atlanta, 11/1/15

#### BEST GROSS PUNTING AVG. (MIN. 4)

56.8, vs. Tennessee, 11/12/23

#### MOST PUNT RETURNS

11, vs. Washington, 10/9/77

#### MOST YARDS PUNTS RETURNED

145, at St. Louis Cardinals, 12/21/86

#### MOST KICKOFF RETURNS

9, vs. New Orleans, 12/23/01

#### MOST YARDS KICKOFFS RETURNED

223, at Detroit, 12/15/02  
218, at Detroit, 9/17/00  
188, at St. Louis, 12/17/15  
182, vs. Indianapolis, 10/6/03  
181, vs. Atlanta, 12/5/10

### PENALTIES

#### MOST PENALTIES

23, vs. Oakland, 10/30/16

#### MOST YARDS PENALIZED

200, vs. Oakland, 10/30/16

#### FEWEST YARDS PENALIZED

0, at Green Bay, 11/25/90

### TWO-TEAM RECORDS

#### MOST POINTS

95, Tampa Bay 55, L.A. Rams 40, 9/29/19  
90, N.Y. Jets 62, Tampa Bay 28, 11/17/85  
88, Tampa Bay 48, New Orleans 40, 9/9/18  
79, Cincinnati 56, Tampa Bay 23, 10/29/89  
79, Miami 41, Tampa Bay 38, 10/20/85

**FEWEST POINTS**

- 3, Tampa Bay 3, Kansas City 0, 12/16/79
- 9, Tampa Bay 9, Carolina 0, 1/7/24
- 9, New Orleans 9, Tampa Bay 0, 12/19/21
- 9, Tampa Bay 6, Chicago 3, 10/24/99
- 9, L.A. Rams 9, Tampa Bay 0, 1/6/80 (NFC Championship)
- 9, San Francisco 6, Tampa Bay 3, 12/10/78

**MOST YARDS GAINED**

- 1,023, Tampa Bay 573, Minnesota 450, 11/16/80
- 1,004, Tampa Bay 529, New Orleans 475, 9/9/18
- 982, Los Angeles Rams 518, Tampa Bay 464, 9/29/19
- 978, Tampa Bay 576, Cincinnati 402, 10/28/18
- 971, Tampa Bay 513, New Orleans 458, 10/21/12

**MOST RUSHING YARDS**

- 425, L.A. Rams 251, Tampa Bay 174, 10/5/86 (OT, 386 in reg.)
- 424, Atlanta 249, Tampa Bay 175, 9/28/86 (OT, 357 in reg.)
- 419, Tampa Bay 283, Philadelphia 136, 11/22/15
- 414, Indianapolis 257, Tampa Bay 157, 12/15/85
- 409, Tampa Bay 249, San Francisco 160, 10/23/16

**MOST PASSING YARDS**

- 866, Los Angeles Rams 490, Tampa Bay 376, 9/29/19
- 849, Tampa Bay 417, New Orleans 532, 9/9/18
- 812, Tampa Bay 486, Minnesota 326, 11/16/80
- 798, Tampa Bay 342, Kansas City 456, 11/29/20
- 788, Tampa Bay 411, New Orleans 377, 10/21/12

**MOST PASSES ATTEMPTED**

- 109, Los Angeles Rams 68, Tampa Bay 41, 9/29/19
- 108, Dallas 58, Tampa Bay 50, 9/9/21
- 101, Tampa Bay 67, Chicago 34, 9/21/08
- 100, Buffalo 54, Tampa Bay 46, 12/12/21
- 100, Tampa Bay 54, Kansas City 46, 10/28/84

**MOST PASSES COMPLETED**

- 74, Dallas 42, Tampa Bay 32, 9/9/21
- 73, L.A. Rams 45, Tampa Bay 28, 9/29/19
- 68, Tampa Bay 38, Atlanta 30, 12/5/21
- 68, Tampa Bay 41, L.A. Rams 27, 9/26/21
- 67, Buffalo 36, Tampa Bay 31

**MOST INTERCEPTIONS THROWN**

- 8, Tampa Bay 7, San Francisco 1, 9/7/86

**MOST TOUCHDOWN PASSES**

- 9, Cincinnati 6, Tampa Bay 3, 10/29/89

**MOST FIRST DOWNS**

- 56, Tampa Bay 30, Atlanta 26, 10/14/18
- 55, Los Angeles Rams 30, Tampa Bay 25, 9/29/19
- 54, Dallas 30, Tampa Bay 24, 9/9/21
- 54, Miami 30, Tampa Bay 24, 10/20/85
- 54, New Orleans 34, Tampa Bay 20, 10/5/14
- 54, Atlanta 31, Tampa Bay 23, 11/3/16

**HALF-GAME RECORDS****BUCCANEERS OFFENSE****MOST YARDS, TOTAL OFFENSE**

- 410, at Detroit, 12/26/20 (1st)
- 379, at St. Louis, 12/17/15 (2nd)
- 374, at Minnesota, 11/16/80 (2nd)

**MOST YARDS, NET RUSHING**

- 216, at Philadelphia, 11/22/15 (1st)
- 216, at Oakland, 11/14/12 (2nd)

**MOST YARDS, NET PASSING**

- 341, at Detroit, 12/26/20 (1st)
- 325, at Minnesota, 11/16/80 (2nd)
- 324, at Indianapolis, 10/16/88 (2nd)
- 314, at St. Louis, 12/17/15 (2nd)
- 312, at Atlanta, 12/20/20 (2nd)

**MOST POINTS, HALF**

- 35, vs. Chicago, 10/24/21 (1st)
- 35, at Oakland, 11/4/12 (2nd)
- 34, at Detroit, 12/26/20 (1st)
- 33, at Arizona, 10/15/17 (2nd)
- 31, vs. Carolina, 1/9/22 (2nd)
- 31, at Atlanta, 12/20/20 (2nd)
- 31, at New Orleans, 9/9/18 (1st)
- 31, vs. Minnesota, 10/29/00 (1st)
- 31, vs. Chicago, 12/22/96 (1st)

**MOST POINTS, QUARTER**

- 28, vs. Green Bay, 10/18/20 (2nd)
- 27, at Arizona, 10/15/17 (4th)
- 24, vs. Carolina, 1/9/22 (2nd)
- 24, at Los Angeles Rams, 9/29/19 (4th)
- 24, vs. Chicago, 12/22/96 (2nd)
- 24, vs. Green Bay, 11/22/81 (2nd)

**INDIVIDUAL RECORDS****MOST YARDS RUSHING**

- 220, Doug Martin, at Oakland, 11/4/12 (2nd)
- 179, James Wilder, at Minnesota, 11/6/83 (2nd)
- 177, Doug Martin, at Philadelphia, 11/22/15 (1st)
- 170, Ronald Jones II, at Carolina, 11/15/20 (2nd)
- 142, LeGarrette Blount, vs. Seattle, 12/26/10 (2nd)

**MOST YARDS PASSING**

- 348, Tom Brady, at Detroit, 12/26/20 (1st)
- 340, Vinny Testaverde, at Indianapolis, 10/16/88 (2nd)
- 320, Tom Brady, at Atlanta, 12/20/20 (2nd)
- 314, Jameis Winston, at St. Louis, 12/17/15 (2nd)
- 308, Jameis Winston, at Detroit, 12/15/19 (1st)

**MOST FIELD GOALS**

- 4, Ryan Succop, at Dallas, 9/11/22 (1st)
- 4, Connor Barth, vs. Carolina, 12/4/11 (1st)
- 4, Matt Bryant, vs. Washington, 11/25/07 (1st)

**BUCCANEERS DEFENSE****FEWEST YARDS TOTAL OFFENSE ALLOWED**

- 15, at Carolina, 10/27/02 (1st)
- 16, vs. New England, 11/16/97 (1st)
- 23, vs. N.Y. Giants, 9/2/78 (1st)
- 24, vs. Kansas City, 12/16/79 (2nd)

**FEWEST YARDS RUSHING ALLOWED**

- 6, at New England, 10/3/21 (1st)
- 3, vs. Jacksonville, 12/24/23 (1st)
- 2, vs. New England, 11/16/97 (1st)
- 1, vs. Carolina, 9/9/12 (2nd)
- 1, vs. Green Bay, 12/26/99 (2nd)
- 0, at New Orleans, 9/9/18 (2nd)
- 0, vs. Miami, 11/11/13 (1st)
- 0, vs. Indianapolis, 12/22/91 (2nd)
- 2, vs. Miami, 11/11/13 (2nd)
- 3, vs. New Orleans, 12/9/18 (1st)
- 3, vs. Cincinnati, 10/15/06 (1st)
- 3, vs. Washington, 12/4/94 (1st)
- 3, vs. Green Bay, 10/14/90 (2nd)

**FEWEST NET YARDS PASSING ALLOWED**

- 4, at Carolina, 10/27/02 (1st)
- 3, vs. Houston, 12/14/03 (1st)

**OPPONENTS' INDIVIDUAL RECORDS****MOST YARDS RUSHING**

- 200, Barry Sanders, Detroit, 11/13/94 (2nd)

**MOST YARDS PASSING**

- 359, Patrick Mahomes, Kansas City, 11/29/20 (1st)
- 325, C.J. Stroud, Houston, 11/5/23 (2nd)
- 321, Drew Brees, New Orleans, 12/29/13 (1st)
- 313, Drew Brees, New Orleans, 10/21/12 (1st)
- 295, Eli Manning, N.Y. Giants, 9/16/12 (2nd)

**ROOKIE RECORDS****SCORING****MOST POINTS**

- Season 124, Matt Gay, 2019

**MOST TOUCHDOWNS**

- Season 12, **Mike Evans, 2014**
- 12, Doug Martin, 2012
- 11, Mike Williams, 2010
- 8, Lars Tate, 1988

**RUSHING****MOST YARDS RUSHING**

- Season 1,454, Doug Martin, 2012
- Game 251, Doug Martin, at Oakland, 11/4/12
- 192, Errict Rhett, vs. Washington, 12/4/94

## RECEIVING

### MOST YARDS RECEIVING

|        |  |
|--------|--|
| Season | 1,193, Michael Clayton, 2004               |
| Game   | 212, Mark Carrier, at New Orleans, 12/6/87 |

### MOST RECEPTIONS

|        |  |
|--------|--|
| Season | 80, Michael Clayton, 2004  |
| Game   | <b>9, Rachaad White, at Cleveland, 11/27/22</b><br>9, Michael Clayton, at San Diego, 12/12/04<br>9, James Wilder, vs. St. Louis, 9/27/81 |

### MOST TOUCHDOWNS RECEIVING

|        |  |
|--------|--|
| Season | <b>12, Mike Evans, 2014</b><br>11, Mike Williams, 2010<br>7, Michael Clayton, 2004 |
|--------|--|

## PASSING

### MOST YARDS PASSING

|        |  |
|--------|--|
| Season | 4,042, Jameis Winston, 2015                    |
| Game   | 369, Vinny Testaverde, at New Orleans, 12/6/87 |

### MOST TOUCHDOWN PASSES

|        |  |
|--------|--|
| Season | 22, Jameis Winston, 2015   |
| Game   | 10, Josh Freeman, 2009<br>5, Jameis Winston, at Philadelphia, 11/22/15 |

## DEFENSIVE

### MOST INTERCEPTIONS

|        |   |
|--------|---|
| Season | 5, Donnie Abraham, 1996<br>5, David Greenwood, 1985 |
|--------|---|

### MOST TACKLES

|        |  |
|--------|--|
| Season | 151, Hugh Green, 1981                                      |
|        | <b>139, Lavonte David, 2012</b><br>126, Mason Foster, 2011 |

### MOST SACKS

|        |  |
|--------|--|
| Season | 10.0, Santana Dotson, 1992                                 |
|        | <b>7.5, Yaya Diaby, 2023</b><br>7.5, Adrian Clayborn, 2011 |

## MISCELLANEOUS RECORDS

### LONGEST GAME

|      |                        |              |
|------|------------------------|--------------|
| 4:02 | Green Bay, 9/30/84     | W 30-27 (OT) |
| 4:02 | at Detroit, 11/20/77   | L 7-16       |
| 4:01 | at Minnesota, 10/28/79 | W 12-10      |

### SHORTEST GAME

|      |                         |        |
|------|-------------------------|--------|
| 2:25 | at Cincinnati, 10/10/76 | L 0-21 |
| 2:30 | Kansas City, 12/16/79   | W 3-0  |
| 2:33 | at Chicago, 11/26/78    | L 3-14 |

### LONGEST TOUCHDOWN DRIVES

|       |  |
|-------|--|
| Yards | 99, at Detroit, 12/15/19 (5 plays, 1:52, Winston-Miller 33 pass)                 |
|       | 98, at Carolina, 11/15/20 (1 play, 0:14, R. Jones 98 run)                        |
|       | 98, at Atlanta, 11/24/19 (5 plays, 2:37, Winston-Godwin 71 pass)                 |
|       | 98, at St. Louis, 12/17/15 (4 plays, 1:44, Winston-Stocker 3 pass)               |
|       | 98, vs. Seattle, 12/26/10 (10 plays, 6:50, Freeman-Winslow 21 pass)              |
|       | 98, at New Orleans, 12/27/09 (8 plays, 4:09, C. Williams 23 run)                 |
|       | 98, vs. Carolina, 12/30/07 (10 plays, 5:44, McCown-Bennett 23 pass)              |
| Plays | 19, at New Orleans, 9/9/84 (80 yards, 10:26, Thompson-Armstrong 2 pass)          |
| Time  | 10:59, vs. New Orleans, 9/18/94 (80 yards, 15 plays, Erickson-J. Harris 10 pass) |

### LONGEST FIELD GOAL DRIVES

|       |   |
|-------|---|
| Yards | 94, at Arizona, 10/31/10 (12 plays, 3:15)         |
| Plays | 21, at Chicago, 9/4/94 (67 yards, 10:05)          |
| Time  | 10:33, vs. San Diego, 1/2/94 (19 plays, 84 yards) |

### BEST CAREER PUNTING AVERAGE

(Min. 100 att.) **49.4, Jake Camarda (156-7,713), 2022-23**

### BEST CAREER FIELD GOAL PERCENTAGE

(Min. 50 att.) **84.8%, Ryan Succop (53/61), 2020-22**

### MOST KICKOFF COVERAGE TACKLES

80, Jim Obradovich, 1978-83

## CAREER TOP TENS

## RUSHING (YARDS)

| PLAYER              | YEARS         | NO.   | YDS.  | AVG. | LG  | TD |
|---------------------|---------------|-------|-------|------|-----|----|
| 1. James Wilder     | 1981-89       | 1,575 | 5,957 | 3.8  | 75t | 37 |
| 2. Mike Alstott     | 1996-2007     | 1,359 | 5,088 | 3.7  | 47t | 58 |
| 3. Warrick Dunn     | 1997-01, 2008 | 1,256 | 4,986 | 4.0  | 76  | 19 |
| 4. Doug Martin      | 2012-17       | 1,150 | 4,633 | 4.0  | 84  | 26 |
| 5. Carnell Williams | 2005-10       | 968   | 3,677 | 3.8  | 71t | 20 |
| 6. Michael Pittman  | 2002-07       | 798   | 3,362 | 4.2  | 78t | 10 |
| 7. Reggie Cobb      | 1990-93       | 878   | 3,061 | 3.5  | 59t | 21 |
| 8. Ricky Bell       | 1977-81       | 820   | 3,057 | 3.7  | 56  | 16 |
| 9. Errict Rhett     | 1994-97       | 823   | 2,853 | 3.5  | 35  | 24 |
| 10. Ronald Jones II | 2018-21       | 488   | 2,174 | 4.5  | 98t | 18 |

## PASSING (YARDS)

| PLAYER              | YEARS            | ATT.  | COMP. | YDS.   | PCT. | TD  | INT |
|---------------------|------------------|-------|-------|--------|------|-----|-----|
| 1. Jameis Winston   | 2015-19          | 2,548 | 1,563 | 19,737 | .613 | 121 | 88  |
| 2. Vinny Testaverde | 1987-92          | 2,160 | 1,126 | 14,820 | .521 | 77  | 112 |
| 3. Tom Brady        | 2020-22          | 2,062 | 1,376 | 14,643 | .667 | 108 | 33  |
| 4. Josh Freeman     | 2009-13          | 1,967 | 1,144 | 13,534 | .582 | 80  | 66  |
| 5. Trent Dilfer     | 1994-99          | 2,038 | 1,117 | 12,969 | .548 | 70  | 80  |
| 6. Doug Williams    | 1978-82          | 1,890 | 895   | 12,648 | .474 | 73  | 73  |
| 7. Brad Johnson     | 2001-04          | 1,683 | 1,040 | 10,940 | .618 | 64  | 41  |
| 8. Steve DeBerg     | 1984-87, 1992-93 | 1,414 | 813   | 9,439  | .575 | 61  | 62  |
| 9. Craig Erickson   | 1992-94          | 882   | 473   | 6,094  | .536 | 34  | 31  |
| 10. Jeff Garcia     | 2007-08          | 703   | 453   | 5,152  | .644 | 25  | 10  |

## RECEPTIONS

| PLAYER                 | YEARS          | NO.        | YDS.          | AVG.        | LG         | TD        |
|------------------------|----------------|------------|---------------|-------------|------------|-----------|
| <b>1. Mike Evans</b>   | <b>2014-23</b> | <b>762</b> | <b>11,680</b> | <b>15.3</b> | <b>75t</b> | <b>94</b> |
| <b>2. Chris Godwin</b> | <b>2017-23</b> | <b>529</b> | <b>6,690</b>  | <b>12.6</b> | <b>71t</b> | <b>34</b> |
| 3. James Wilder        | 1981-89        | 430        | 3,492         | 8.1         | 50         | 9         |
| 4. Mark Carrier        | 1987-92        | 321        | 5,018         | 15.6        | 78t        | 27        |
| 5. Warrick Dunn        | 1997-01, 2008  | 306        | 2,704         | 8.8         | 68         | 9         |
| 6. Mike Alstott        | 1996-07        | 305        | 2,284         | 7.5         | 44t        | 13        |
| 7. Keyshawn Johnson    | 2000-03        | 298        | 3,828         | 12.8        | 76         | 17        |
| 8. Kevin House         | 1980-86        | 286        | 4,928         | 17.2        | 84t        | 31        |
| 9. Michael Pittman     | 2002-07        | 284        | 2,361         | 8.3         | 68t        | 6         |
| 10. Jimmie Giles       | 1978-86        | 279        | 4,300         | 15.4        | 81t        | 34        |

## SCORING

| PLAYER                  | YEARS          | TD        | TDR      | TDP       | TDRT     | FG       | PAT      | 2-PT     | TP         |
|-------------------------|----------------|-----------|----------|-----------|----------|----------|----------|----------|------------|
| 1. Martín Gramática     | 1999-04        | 0         | 0        | 0         | 0        | 137      | 181      | 0        | 592        |
| <b>2. Mike Evans</b>    | <b>2014-23</b> | <b>95</b> | <b>0</b> | <b>94</b> | <b>1</b> | <b>0</b> | <b>0</b> | <b>4</b> | <b>578</b> |
| 3. Michael Husted       | 1993-98        | 0         | 0        | 0         | 0        | 117      | 151      | 0        | 502        |
| 4. Connor Barth         | 2009-12, 2015  | 0         | 0        | 0         | 0        | 114      | 135      | 0        | 477        |
| 5. Mike Alstott         | 1996-2007      | 71        | 58       | 13        | 0        | 0        | 0        | 3        | 432        |
| 6t. Matt Bryant         | 2005-08        | 0         | 0        | 0         | 0        | 98       | 122      | 0        | 416        |
| 6t. Donald Igwebuike    | 1985-89        | 0         | 0        | 0         | 0        | 94       | 134      | 0        | 416        |
| 8. Ryan Succop          | 2020-22        | 0         | 0        | 0         | 0        | 84       | 132      | 0        | 384        |
| 9. James Wilder         | 1981-89        | 46        | 37       | 9         | 0        | 0        | 0        | 0        | 276        |
| <b>10. Chris Godwin</b> | <b>2017-23</b> | <b>36</b> | <b>2</b> | <b>34</b> | <b>0</b> | <b>0</b> | <b>0</b> | <b>4</b> | <b>224</b> |

## KICKOFF RETURNS (YARDS)

| PLAYER              | YEARS            | NO. | YDS.  | AVG. | LG  | TD |
|---------------------|------------------|-----|-------|------|-----|----|
| 1. Aaron Stecker    | 2000-03          | 100 | 2,376 | 23.8 | 86  | 0  |
| 2. Reidel Anthony   | 1997-2001        | 95  | 2,232 | 23.5 | 60  | 0  |
| 3. Clifton Smith    | 2008-09          | 67  | 1,894 | 28.3 | 97t | 1  |
| 4. Michael Morton   | 1982-84          | 89  | 1,885 | 21.2 | 50  | 0  |
| 5. Micheal Spurlock | 2007-08, 2009-11 | 70  | 1,776 | 25.4 | 90t | 2  |
| 6. Torrie Cox       | 2003-09          | 77  | 1,758 | 22.8 | 59  | 0  |
| 7. Phil Freeman     | 1985-87          | 79  | 1,667 | 21.1 | 58  | 0  |
| 8. Gary Anderson    | 1990-93          | 81  | 1,511 | 18.7 | 39  | 0  |
| 9. Donnie Elder     | 1988-89          | 74  | 1,457 | 19.7 | 51  | 0  |
| 10. George Ragsdale | 1977-79          | 61  | 1,298 | 21.3 | 46  | 0  |

## PUNT RETURNS (YARDS)

| PLAYER            | YEARS   | NO. | YDS.  | AVG. | LG  | TD |
|-------------------|---------|-----|-------|------|-----|----|
| 1. Karl Williams  | 1996-03 | 213 | 2,280 | 10.7 | 88t | 5  |
| 2. Danny Reece    | 1976-80 | 222 | 1,554 | 7.0  | 50  | 0  |
| 3. Willie Drewrey | 1989-92 | 88  | 826   | 9.4  | 55  | 0  |
| 4. Mark Jones     | 2005-07 | 83  | 790   | 9.5  | 35  | 0  |
| 5. Jacquez Green  | 1998-01 | 55  | 658   | 12.0 | 95  | 1  |
| 6. Bobby Futrell  | 1986-90 | 77  | 639   | 8.3  | 40  | 0  |
| 7. Clifton Smith  | 2008-09 | 46  | 556   | 12.1 | 70t | 1  |
| 8. Jaelon Darden  | 2021-22 | 50  | 472   | 9.4  | 43  | 0  |
| 9. Adam Humphries | 2015-18 | 51  | 425   | 8.3  | 25  | 0  |
| 10. Bobby Rainey  | 2013-15 | 36  | 343   | 9.5  | 58  | 0  |

## INTERCEPTIONS

| PLAYER             | YEARS         | NO. | YDS. | AVG. | LG  | TD |
|--------------------|---------------|-----|------|------|-----|----|
| 1. Rondé Barber    | 1997-12       | 47  | 923  | 19.6 | 78t | 8  |
| 2. Donnie Abraham  | 1996-01       | 31  | 341  | 11.0 | 55t | 2  |
| 3. Cedric Brown    | 1976-84       | 29  | 593  | 20.4 | 81t | 2  |
| 4. Mike Washington | 1976-84       | 28  | 418  | 14.9 | 49t | 3  |
| 5. Derrick Brooks  | 1995-08       | 25  | 530  | 21.2 | 97t | 6  |
| 6. John Lynch      | 1993-03       | 23  | 200  | 8.7  | 36  | 0  |
| 7. Brian Kelly     | 1998-07       | 22  | 227  | 10.3 | 75  | 1  |
| 8. Aqib Talib      | 2008-12       | 18  | 277  | 15.4 | 45t | 2  |
| 9t. Mark Cotney    | 1976-80,82-84 | 17  | 205  | 12.1 | 29  | 0  |
| 9t. Harry Hamilton | 1988-91       | 17  | 232  | 13.6 | 58  | 0  |
| 9t. Ricky Reynolds | 1987-93       | 17  | 174  | 10.2 | 68t | 1  |

## MORE CAREER TOP TENS

## GAMES PLAYED

| PLAYER                              | NO.        |
|-------------------------------------|------------|
| 1. Rondé Barber, 1997-12            | 241        |
| 2. Derrick Brooks, 1995-08          | 224        |
| 3. Dave Moore, 1992-01, 2004-06     | 190        |
| 4. Paul Gruber, 1988-99             | 183        |
| <b>5. Lavonte David, 2012-23</b>    | <b>181</b> |
| <b>6. William Gholston, 2013-23</b> | <b>169</b> |
| 7. John Lynch, 1993-03              | 164        |
| 8. Tony Mayberry, 1990-99           | 160        |
| 9. Mike Alstott, 1996-07            | 158        |
| <b>10. Mike Evans, 2014-23</b>      | <b>154</b> |

## GAMES STARTED

| PLAYER                           | NO.        |
|----------------------------------|------------|
| 1. Rondé Barber, 1997-12         | 232        |
| 2. Derrick Brooks, 1995-08       | 221        |
| 3. Paul Gruber, 1988-99          | 183        |
| <b>4. Lavonte David, 2012-23</b> | <b>181</b> |
| <b>5. Mike Evans, 2014-23</b>    | <b>153</b> |
| 6. Tony Mayberry, 1990-99        | 145        |
| 7. Mike Alstott, 1996-07         | 137        |
| 8. John Lynch, 1993-03           | 132        |
| 9. Warren Sapp, 1995-03          | 130        |
| 10. Donovan Smith, 2015-22       | 124        |

## TOTAL TOUCHDOWNS

| PLAYER                          | NO.       |
|---------------------------------|-----------|
| <b>1. Mike Evans, 2014-23</b>   | <b>95</b> |
| 2. Mike Alstott, 1996-07        | 71        |
| 3. James Wilder, 1981-89        | 46        |
| <b>4. Chris Godwin, 2017-23</b> | <b>36</b> |
| 5. Jimmie Giles, 1978-86        | 34        |
| 6. Cameron Brate, 2014-22       | 33        |
| 7. Kevin House, 1980-86         | 31        |
| 8. Joey Galloway, 2004-08       | 29        |
| 9t. Warrick Dunn, 1997-01, 08   | 28        |
| 9t. Doug Martin, 2012-17        | 28        |

## FIELD GOAL PERCENTAGE

(Minimum 10 attempts)

| PLAYER                           | PCT.                |
|----------------------------------|---------------------|
| <b>1. Chase McLaughlin, 2023</b> | <b>.935 (29-31)</b> |
| 2. Ryan Succop, 2020-22          | .848 (84-99)        |
| 3. Connor Barth, 2009-12, 2015   | .838 (114-136)      |
| 4. Matt Bryant, 2005-08          | .831 (98-118)       |
| 5. Patrick Murray, 2014, 2017    | .830 (39-47)        |
| 6. Steve Christie, 1990-91       | .809 (38-47)        |
| 7. Rian Lindell, 2013            | .793 (23-29)        |
| 8. Matt Gay, 2019                | .771 (27-35)        |
| 9. Martín Gramática, 1999-04     | .765 (137-179)      |
| 10. Cairo Santos, 2018           | .750 (9-12)         |

## FIELD GOALS

| PLAYER                            | NO.       |
|-----------------------------------|-----------|
| 1. Martín Gramática, 1999-04      | 137       |
| 2. Michael Husted, 1993-98        | 117       |
| 3. Connor Barth, 2009-12, 2015    | 114       |
| 4. Matt Bryant, 2005-08           | 98        |
| 5. Donald Igwebuikwe, 1985-89     | 94        |
| 6. Ryan Succop, 2020-22           | 84        |
| 7. Bill Capestro, 1981-83         | 43        |
| 8. Patrick Murray, 2014, 2017     | 39        |
| 9. Steve Christie, 1990-91        | 38        |
| <b>10. Chase McLaughlin, 2023</b> | <b>29</b> |

## RUSHING ATTEMPTS

| PLAYER                       | NO.   |
|------------------------------|-------|
| 1. James Wilder, 1981-89     | 1,575 |
| 2. Mike Alstott, 1996-07     | 1,359 |
| 3. Warrick Dunn, 1997-01, 08 | 1,256 |
| 4. Doug Martin, 2012-17      | 1,150 |
| 5. Carnell Williams, 2005-10 | 968   |
| 6. Reggie Cobb, 1990-93      | 878   |
| 7. Errict Rhett, 1994-97     | 823   |
| 8. Ricky Bell, 1977-81       | 820   |
| 9. Michael Pittman, 2002-07  | 798   |
| 10. Peyton Barber, 2016-19   | 551   |

**RUSHING TOUCHDOWNS**

| PLAYER                        | NO. |
|-------------------------------|-----|
| 1. Mike Alstott, 1996-07      | 58  |
| 2. James Wilder, 1981-89      | 37  |
| 3. Doug Martin, 2012-17       | 26  |
| 4. Errict Rhett, 1994-97      | 24  |
| 5. Reggie Cobb, 1990-93       | 21  |
| 6. Carnell Williams, 2005-10  | 20  |
| 7. Warrick Dunn, 1997-01, 08  | 19  |
| 8. Ronald Jones II, 2018-21   | 18  |
| 9. Leonard Fournette, 2020-22 | 17  |
| 10. Ricky Bell, 1977-81       | 16  |

**PASSING ATTEMPTS**

| PLAYER                            | NO.   |
|-----------------------------------|-------|
| 1. Jameis Winston, 2015-19        | 2,548 |
| 2. Vinny Testaverde, 1987-92      | 2,160 |
| 3. Tom Brady, 2020-22             | 2,062 |
| 4. Trent Dilfer, 1994-99          | 2,038 |
| 5. Josh Freeman, 2009-13          | 1,967 |
| 6. Doug Williams, 1978-82         | 1,890 |
| 7. Brad Johnson, 2001-04          | 1,683 |
| 8. Steve DeBerg, 1984-87, 1992-93 | 1,414 |
| 9. Craig Erickson, 1992-94        | 882   |
| 10. Jeff Garcia, 2007-08          | 703   |

**PASS COMPLETIONS**

| PLAYER                          | NO.   |
|---------------------------------|-------|
| 1. Jameis Winston, 2015-19      | 1,563 |
| 2. Tom Brady, 2020-22           | 1,376 |
| 3. Josh Freeman, 2009-13        | 1,144 |
| 4. Vinny Testaverde, 1987-92    | 1,126 |
| 5. Trent Dilfer, 1994-99        | 1,117 |
| 6. Brad Johnson, 2002-04        | 1,040 |
| 7. Doug Williams, 1978-82       | 895   |
| 8. Steve DeBerg, 1984-87; 92-93 | 813   |
| 9. Craig Erickson, 1992-94      | 473   |
| 10. Brian Griese, 2004-05, 08   | 455   |

**TOUCHDOWN PASSES**

| PLAYER                            | NO. |
|-----------------------------------|-----|
| 1. Jameis Winston, 2015-19        | 121 |
| 2. Tom Brady, 2020-22             | 108 |
| 3. Josh Freeman, 2009-13          | 80  |
| 4. Vinny Testaverde, 1987-92      | 77  |
| 5. Doug Williams, 1978-82         | 73  |
| 6. Trent Dilfer, 1994-99          | 70  |
| 7. Brad Johnson, 2001-04          | 64  |
| 8. Steve DeBerg, 1984-87, 1992-93 | 61  |
| 9. Craig Erickson, 1992-94        | 34  |
| 10. Brian Griese, 2004-05, 08     | 32  |

**QUARTERBACK RATING**

(Minimum 250 attempts)

| PLAYER                         | NO.         |
|--------------------------------|-------------|
| 1. Tom Brady, 2020-22          | 98.1        |
| 2. Ryan Fitzpatrick, 2017-18   | 94.7        |
| <b>3. Baker Mayfield, 2023</b> | <b>94.6</b> |
| 4. Jeff Garcia, 2007-08        | 92.2        |
| 5. Jameis Winston, 2015-19     | 86.9        |
| 6. Brian Griese, 2004-05, 08   | 85.5        |
| 7. Mike Glennon, 2013-16       | 84.6        |
| 8. Brad Johnson, 2001-04       | 83.2        |
| 9. Josh Freeman, 2009-13       | 78.8        |
| 10. Shaun King, 1999-03        | 75.4        |

**RECEIVING YARDS**

| PLAYER                          | NO.           |
|---------------------------------|---------------|
| <b>1. Mike Evans, 2014-23</b>   | <b>11,680</b> |
| <b>2. Chris Godwin, 2017-23</b> | <b>6,690</b>  |
| 3. Mark Carrier, 1987-92        | 5,018         |
| 4. Kevin House, 1980-86         | 4,928         |
| 5. Vincent Jackson, 2012-16     | 4,326         |
| 6. Jimmie Giles, 1978-86        | 4,300         |
| 7. Joey Galloway, 2004-08       | 3,912         |
| 8. Keyshawn Johnson, 2000-03    | 3,828         |
| 9. James Wilder, 1981-89        | 3,492         |
| 10. Gerald Carter, 1981-87      | 3,443         |

**RECEIVING TOUCHDOWNS**

| PLAYER                           | NO.       |
|----------------------------------|-----------|
| <b>1. Mike Evans, 2014-23</b>    | <b>94</b> |
| <b>2t. Chris Godwin, 2017-23</b> | <b>34</b> |
| 2t. Jimmie Giles, 1978-86        | 34        |
| 4. Cameron Brate, 2014-22        | 33        |
| 5. Kevin House, 1980-86          | 31        |
| 6. Joey Galloway, 2004-08        | 28        |
| 7. Mark Carrier, 1987-92         | 27        |
| 8. Mike Williams, 2010-13        | 25        |
| 9. Dave Moore, 1992-01, 2004-06  | 24        |
| 10. Bruce Hill, 1987-91          | 23        |

**PUNTING AVERAGE**

(Minimum 80 punts)

| PLAYER                           | NO.         |
|----------------------------------|-------------|
| <b>1. Jake Camarda, 2022-23</b>  | <b>49.4</b> |
| 2. Bryan Anger, 2016-18          | 45.0        |
| 3. Josh Bidwell, 2004-09         | 44.0        |
| 4. Michael Koenen, 2011-14       | 43.7        |
| 5. Bradley Pinion, 2019-21       | 43.6        |
| 6. Tom Tupa, 2002-03             | 43.0        |
| 7. Tommy Barnhardt, 1996-98      | 42.6        |
| 8. Larry Swider, 1981-82         | 42.2        |
| 9. Mark Royals, 1990-91, 1999-01 | 41.3        |
| 10. Frank Garcia, 1983-87        | 41.1        |

**PUNTS INSIDE THE 20**

| PLAYER                            | NO.       |
|-----------------------------------|-----------|
| 1. Josh Bidwell, 2004-09          | 124       |
| 2. Mark Royals, 1990-91, 1999-01  | 96        |
| 3. Michael Koenen, 2011-14        | 82        |
| 4. Bryan Anger, 2016-18           | 76        |
| 5. Frank Garcia, 1983-87          | 71        |
| 6. Bradley Pinion, 2019-21        | 61        |
| 7. Dan Stryzinski, 1992-94        | 59        |
| 8. Tom Tupa, 2002-03              | 56        |
| 9. Tommy Barnhardt, 1996-98       | 55        |
| <b>10t. Jake Camarda, 2022-23</b> | <b>48</b> |
| 10t. Dave Green, 1976-78          | 48        |

**PUNTS**

| PLAYER                           | NO. |
|----------------------------------|-----|
| 1. Josh Bidwell, 2004-09         | 419 |
| 2. Mark Royals, 1990-91, 1999-01 | 414 |
| 3. Frank Garcia, 1983-87         | 379 |
| 4. Michael Koenen, 2011-14       | 308 |
| 5. Dave Green, 1976-78           | 290 |
| 6. Dan Stryzinski, 1992-94       | 239 |
| 7. Tom Blanchard, 1979-81        | 203 |
| 8. Bryan Anger, 2016-18          | 192 |
| 9. Tommy Barnhardt, 1996-98      | 180 |
| 10. Tom Tupa, 2002-03            | 173 |



## PUNTING YARDS

| PLAYER                           | NO.          |
|----------------------------------|--------------|
| 1. Josh Bidwell, 2004-09         | 18,426       |
| 2. Mark Royals, 1990-91, 1999-01 | 17,106       |
| 3. Frank Garcia, 1983-87         | 15,588       |
| 4. Michael Koenen, 2011-14       | 13,463       |
| 5. Dave Green, 1976-78           | 11,659       |
| 6. Dan Stryzinski, 1992-94       | 9,587        |
| 7. Bryan Anger, 2016-18          | 8,639        |
| 8. Tom Blanchard, 1979-81        | 8,300        |
| <b>9. Jake Camarda, 2022-23</b>  | <b>7,713</b> |
| 10. Tommy Barnhardt, 1996-98     | 7,659        |

## TACKLES

| PLAYER                           | NO.          |
|----------------------------------|--------------|
| 1. Derrick Brooks, 1995-08       | 2,198        |
| <b>2. Lavonte David, 2012-23</b> | <b>1,478</b> |
| 3. Rondé Barber, 1997-12         | 1,428        |
| 4. Hardy Nickerson, 1993-99      | 1,028        |
| 5. Shelton Quarles, 1997-06      | 985          |
| 6. John Lynch, 1993-03           | 973          |
| 7. Richard Wood, 1976-84         | 855          |
| 8. Lee Roy Selmon, 1976-84       | 742          |
| 9. Jeff Davis, 1982-87           | 662          |
| 10. Cecil Johnson, 1977-85       | 645          |

## QUARTERBACK SACKS

| PLAYER                           | NO.         |
|----------------------------------|-------------|
| 1. Lee Roy Selmon, 1976-84       | 78.5        |
| 2. Warren Sapp, 1995-03          | 77.0        |
| 3. Simeon Rice, 2001-06          | 69.5        |
| 4. Gerald McCoy, 2010-18         | 54.5        |
| 5. Shaquill Barrett, 2019-23     | 45.0        |
| 6. David Logan, 1979-86          | 39.0        |
| 7. Chidi Ahanotu, 1993-00, 2004  | 34.5        |
| <b>8. Lavonte David, 2012-23</b> | <b>33.5</b> |
| 9t. Brad Culppepper, 1994-99     | 33.0        |
| 9t. Jason Pierre-Paul, 2018-21   | 33.0        |

## SEASON TOP TENS

## RUSHING (YARDS)

| PLAYER              | YEAR | ATT. | YDS.  | AVG. | LG  | TD |
|---------------------|------|------|-------|------|-----|----|
| 1. James Wilder     | 1984 | 407  | 1,544 | 3.8  | 37t | 13 |
| 2. Doug Martin      | 2012 | 319  | 1,454 | 4.6  | 70t | 11 |
| 3. Doug Martin      | 2015 | 288  | 1,402 | 4.9  | 84  | 6  |
| 4. James Wilder     | 1985 | 365  | 1,300 | 3.6  | 28t | 10 |
| 5. Ricky Bell       | 1979 | 283  | 1,263 | 4.5  | 49t | 7  |
| 6. Errict Rhett     | 1995 | 332  | 1,207 | 3.6  | 21t | 11 |
| 7. Carnell Williams | 2005 | 290  | 1,178 | 4.1  | 71t | 6  |
| 8. Reggie Cobb      | 1992 | 310  | 1,171 | 3.8  | 25t | 9  |
| 9. Warrick Dunn     | 2000 | 248  | 1,133 | 4.6  | 70t | 8  |
| 10. Warrick Dunn    | 1998 | 245  | 1,026 | 4.2  | 50  | 2  |

## PASSING (YARDS)

| PLAYER                   | YEAR        | YDS.         | ATT.       | COMP.      | TD        | INT       |
|--------------------------|-------------|--------------|------------|------------|-----------|-----------|
| 1. Tom Brady             | 2021        | 5,316        | 719        | 485        | 43        | 12        |
| 2. Jameis Winston        | 2019        | 5,109        | 626        | 380        | 33        | 30        |
| 3. Tom Brady             | 2022        | 4,694        | 733        | 490        | 25        | 9         |
| 4. Tom Brady             | 2020        | 4,633        | 610        | 401        | 40        | 12        |
| 5. Jameis Winston        | 2016        | 4,090        | 567        | 345        | 28        | 18        |
| 6. Josh Freeman          | 2012        | 4,065        | 558        | 306        | 27        | 17        |
| <b>7. Baker Mayfield</b> | <b>2023</b> | <b>4,044</b> | <b>566</b> | <b>364</b> | <b>28</b> | <b>10</b> |
| 8. Jameis Winston        | 2015        | 4,042        | 535        | 312        | 22        | 15        |
| 9. Brad Johnson          | 2003        | 3,811        | 570        | 354        | 26        | 21        |
| 10. Josh Freeman         | 2011        | 3,592        | 551        | 346        | 16        | 22        |

## DEFENSIVE TOUCHDOWNS

| PLAYER                            | NO.      |
|-----------------------------------|----------|
| 1. Rondé Barber, 1997-12          | 12       |
| 2. Derrick Brooks, 1995-08        | 7        |
| 3t. David Logan, 1979-86          | 4        |
| 3t. Mike Washington, 1976-84      | 4        |
| <b>5t. Lavonte David, 2012-23</b> | <b>3</b> |
| 5t. Donnie Abraham, 1996-01       | 3        |
| 5t. Cedric Brown, 1976-84         | 3        |
| 5t. Wayne Haddix, 1990-91         | 3        |
| 5t. Ricky Reynolds, 1987-93       | 3        |
| 5t. Aqib Talib, 2008-11           | 3        |
| 5t. Richard Wood, 1976-84         | 3        |

## TOTAL TOUCHDOWNS

## BY A DEFENSIVE PLAYER

(includes TDs scored on offense, defense or special teams)

| PLAYER                       | NO. |
|------------------------------|-----|
| 1. Rondé Barber, 1997-12     | 14  |
| 2. Derrick Brooks, 1995-08   | 7   |
| 3t. David Logan, 1979-86     | 4   |
| 3t. Mike Washington, 1976-84 | 4   |
| 5t. Many Players Tied        | 3   |

## YARDS FROM SCRIMMAGE

| PLAYER                           | NO.           |
|----------------------------------|---------------|
| <b>1. Mike Evans, 2014-23</b>    | <b>11,690</b> |
| 2. James Wilder, 1981-89         | 9,449         |
| 3. Warrick Dunn, 1997-2001, 2008 | 7,690         |
| 4. Mike Alstott, 1996-2007       | 7,372         |
| <b>5. Chris Godwin, 2017-23</b>  | <b>6,762</b>  |
| 6. Doug Martin, 2012-17          | 5,724         |
| 7. Michael Pittman, 2002-07      | 5,723         |
| 8. Mark Carrier, 1987-92         | 5,018         |
| 9. Kevin House, 1980-86          | 4,969         |
| 10. Carnell Williams, 2005-10    | 4,586         |

## RECEPTIONS

| PLAYER                   | YEAR        | NO.        |
|--------------------------|-------------|------------|
| 1. Keyshawn Johnson      | 2001        | 106        |
| <b>2. Chris Godwin</b>   | <b>2022</b> | <b>104</b> |
| <b>3. Chris Godwin</b>   | <b>2021</b> | <b>98</b>  |
| <b>4. Mike Evans</b>     | <b>2016</b> | <b>96</b>  |
| 5t. Mark Carrier         | 1989        | 86         |
| <b>5t. Mike Evans</b>    | <b>2018</b> | <b>86</b>  |
| <b>5t. Chris Godwin</b>  | <b>2019</b> | <b>86</b>  |
| 8. James Wilder          | 1984        | 85         |
| 9. Keenan McCardell      | 2003        | 84         |
| <b>10t. Chris Godwin</b> | <b>2023</b> | <b>83</b>  |
| 10t. Antonio Bryant      | 2008        | 83         |
| 10t. Joey Galloway       | 2005        | 83         |

## RECEIVING YARDS

| PLAYER                 | YEAR        | YDS.         |
|------------------------|-------------|--------------|
| <b>1. Mike Evans</b>   | <b>2018</b> | <b>1,524</b> |
| 2. Mark Carrier        | 1989        | 1,422        |
| 3. Vincent Jackson     | 2012        | 1,384        |
| <b>4. Chris Godwin</b> | <b>2019</b> | <b>1,333</b> |
| <b>5. Mike Evans</b>   | <b>2016</b> | <b>1,321</b> |
| 6. Joey Galloway       | 2005        | 1,287        |
| 7. Keyshawn Johnson    | 2001        | 1,266        |
| <b>8. Mike Evans</b>   | <b>2023</b> | <b>1,255</b> |
| 9. Antonio Bryant      | 2008        | 1,248        |
| 10. Vincent Jackson    | 2013        | 1,224        |

## SCORING

| PLAYER                     | YEAR        | TD       | PAT       | FGM       | 2-PT.    | TP         |
|----------------------------|-------------|----------|-----------|-----------|----------|------------|
| 1. Ryan Succop             | 2020        | 0        | 52        | 28        | 0        | 136        |
| 2t. Matt Bryant            | 2008        | 0        | 35        | 32        | 0        | 131        |
| 2t. Ryan Succop            | 2021        | 0        | 56        | 25        | 0        | 131        |
| 4. Martin Gramática        | 2002        | 0        | 32        | 32        | 0        | 128        |
| 5. Martin Gramática        | 2000        | 0        | 42        | 28        | 0        | 126        |
| 6. Matt Gay                | 2019        | 0        | 43        | 27        | 0        | 124        |
| 7. Connor Barth            | 2012        | 0        | 39        | 28        | 0        | 123        |
| <b>8. Chase McLaughlin</b> | <b>2023</b> | <b>0</b> | <b>33</b> | <b>29</b> | <b>0</b> | <b>120</b> |
| 9. Matt Bryant             | 2007        | 0        | 34        | 28        | 0        | 118        |
| 10. Ryan Succop            | 2022        | 0        | 24        | 31        | 0        | 117        |

## KICKOFF RETURN AVERAGE

(Minimum 10)

| PLAYER               | YEAR | ATT. | YDS.  | AVG. | LG  | TD |
|----------------------|------|------|-------|------|-----|----|
| 1. Sammie Stroughter | 2009 | 11   | 324   | 29.5 | 97t | 1  |
| 2. Clifton Smith     | 2009 | 31   | 902   | 29.1 | 83  | 0  |
| 3. Mark Jones        | 2007 | 10   | 286   | 28.6 | 36  | 0  |
| 4. Bobo Wilson       | 2018 | 10   | 284   | 28.4 | 38  | 0  |
| 5. Micheal Spurlock  | 2007 | 16   | 444   | 27.8 | 90t | 1  |
| 6. Clifton Smith     | 2008 | 36   | 992   | 27.6 | 97t | 1  |
| 7. Karl Williams     | 1996 | 14   | 383   | 27.4 | 63  | 0  |
| 8. Sammie Stroughter | 2011 | 20   | 540   | 27.0 | 78  | 0  |
| 9. Torrie Cox        | 2004 | 33   | 866   | 26.2 | 59  | 0  |
| 10. Micheal Spurlock | 2010 | 44   | 1,129 | 25.7 | 89t | 1  |

## PUNT RETURN AVERAGE

(Minimum 10)

| PLAYER              | YEAR | NO. | YDS. | AVG. | LG  | TD |
|---------------------|------|-----|------|------|-----|----|
| 1. Karl Williams    | 1996 | 13  | 274  | 21.1 | 88t | 1  |
| 2. Jacquez Green    | 1998 | 30  | 453  | 15.1 | 95t | 1  |
| 3. Clifton Smith    | 2008 | 23  | 324  | 14.1 | 70t | 1  |
| 4. Karl Williams    | 1997 | 46  | 597  | 13.0 | 63  | 1  |
| 5. Mark Jones       | 2007 | 12  | 143  | 11.9 | 35  | 0  |
| 6. Solomon Patton   | 2014 | 10  | 112  | 11.2 | 33  | 0  |
| 7. Courtney Hawkins | 1993 | 15  | 166  | 11.1 | 35  | 0  |
| 8. Willie Drewrey   | 1989 | 20  | 220  | 11.0 | 55  | 0  |
| 9. Eric Page        | 2013 | 23  | 251  | 10.9 | 52  | 0  |
| 10. Jaelon Darden   | 2022 | 31  | 330  | 10.6 | 24  | 0  |

## PASSER RATING

(Minimum 200 Attempts)

| PLAYER                   | YEAR        | RATING      |
|--------------------------|-------------|-------------|
| 1. Tom Brady             | 2020        | 102.2       |
| 2. Tom Brady             | 2021        | 102.1       |
| 3. Ryan Fitzpatrick      | 2018        | 100.4       |
| 4. Brian Griese          | 2004        | 97.5        |
| 5. Josh Freeman          | 2010        | 95.9        |
| 6. Jeff Garcia           | 2007        | 94.6        |
| <b>7. Baker Mayfield</b> | <b>2023</b> | <b>94.6</b> |
| 8. Brad Johnson          | 2002        | 92.9        |
| 9. Jameis Winston        | 2017        | 92.2        |
| 10. Tom Brady            | 2022        | 90.7        |

## FIELD GOAL PERCENTAGE

(Minimum 10)

| PLAYER                     | YEAR        | PCT.                |
|----------------------------|-------------|---------------------|
| <b>1. Chase McLaughlin</b> | <b>2023</b> | <b>.935 (29-31)</b> |
| 2. Connor Barth            | 2011        | .929 (26-28)        |
| 3. Ryan Succop             | 2020        | .903 (28-31)        |
| 4. Steve Christie          | 1990        | .852 (23-27)        |
| 5t. Connor Barth           | 2012        | .848 (28-33)        |
| 5t. Matt Bryant            | 2007        | .848 (28-33)        |
| 7. Martin Gramática        | 1999        | .844 (27-32)        |
| 8. Matt Bryant             | 2008        | .842 (32-38)        |
| 9. Matt Bryant             | 2005        | .840 (21-25)        |
| 10t. Patrick Murray        | 2014        | .833 (20-24)        |
| 10t. Ryan Succop           | 2021        | .833 (25-30)        |

## NET PUNTING AVERAGE

(Minimum 30)

| PLAYER                 | YEAR        | AVG.        |
|------------------------|-------------|-------------|
| 1. Bryan Anger         | 2016        | 42.7        |
| <b>2. Jake Camarda</b> | <b>2023</b> | <b>41.8</b> |
| <b>3. Jake Camarda</b> | <b>2022</b> | <b>41.6</b> |
| 4. Michael Koenen      | 2011        | 40.3        |
| 5. Bradley Pinion      | 2020        | 40.2        |
| 6. Bryan Anger         | 2017        | 39.5        |
| 7. Bryan Anger         | 2018        | 38.9        |
| 8. Bradley Pinion      | 2021        | 38.9        |
| 9. Michael Koenen      | 2013        | 38.3        |
| 10. Bradley Pinion     | 2019        | 38.3        |

## PUNTING AVERAGE

(Minimum 30)

| PLAYER                 | YEAR        | AVG.        |
|------------------------|-------------|-------------|
| <b>1. Jake Camarda</b> | <b>2023</b> | <b>50.1</b> |
| <b>2. Jake Camarda</b> | <b>2022</b> | <b>48.8</b> |
| 3. Bryan Anger         | 2016        | 45.9        |
| 4. Josh Bidwell        | 2005        | 45.6        |
| 5. Michael Koenen      | 2012        | 45.3        |
| 6. Bradley Pinion      | 2020        | 45.2        |
| 7. Michael Koenen      | 2011        | 45.1        |
| 8. Bryan Anger         | 2018        | 45.0        |
| 9. Josh Bidwell        | 2008        | 44.5        |
| 10. Michael Koenen     | 2013        | 44.2        |

## PUNTS INSIDE THE 20

| PLAYER                  | YEAR        | NO.       |
|-------------------------|-------------|-----------|
| 1. Bryan Anger          | 2016        | 37        |
| 2t. Josh Bidwell        | 2007        | 30        |
| 2t. Tom Tupa            | 2002        | 30        |
| 4. Josh Bidwell         | 2008        | 27        |
| <b>5t. Jake Camarda</b> | <b>2023</b> | <b>26</b> |
| 5t. Mark Royals         | 2001        | 26        |
| 5t. Tom Tupa            | 2003        | 26        |
| 8t. Bryan Anger         | 2017        | 24        |
| 8t. Tommy Barnhardt     | 1996        | 24        |
| 8t. Josh Bidwell        | 2005        | 24        |
| 8t. Michael Koenen      | 2011        | 24        |
| 8t. Dan Stryzinski      | 1993        | 24        |

## PUNTS

| PLAYER             | YEAR | NO. |
|--------------------|------|-----|
| 1. Dave Green      | 1978 | 100 |
| 2. Dave Green      | 1977 | 98  |
| 3. Frank Garcia    | 1983 | 95  |
| 4t. Josh Bidwell   | 2006 | 93  |
| 4t. Tom Blanchard  | 1979 | 93  |
| 4t. Dan Stryzinski | 1993 | 93  |
| 7. Dave Green      | 1976 | 92  |
| 8t. Josh Bidwell   | 2005 | 90  |
| 8t. Mark Royals    | 1999 | 90  |
| 8t. Tom Tupa       | 2002 | 90  |

## PUNTING YARDS

| PLAYER                 | YEAR        | NO.          |
|------------------------|-------------|--------------|
| 1. Josh Bidwell        | 2005        | 4,101        |
| 2. Dave Green          | 1978        | 4,092        |
| 3. Josh Bidwell        | 2006        | 4,045        |
| 4. Frank Garcia        | 1983        | 4,008        |
| 5. Dave Green          | 1977        | 3,948        |
| 6. Mark Royals         | 1999        | 3,882        |
| <b>7. Jake Camarda</b> | <b>2022</b> | <b>3,859</b> |
| 8. Tom Tupa            | 2002        | 3,856        |
| <b>9. Jake Camarda</b> | <b>2023</b> | <b>3,854</b> |
| 10. Michael Koenen     | 2013        | 3,846        |

## DEFENSIVE TOUCHDOWNS

| PLAYER             | YEAR | NO. |
|--------------------|------|-----|
| 1. Derrick Brooks  | 2002 | 4   |
| 2. Wayne Haddix    | 1990 | 3   |
| 3t. Mike Edwards   | 2021 | 2   |
| 3t. Ndamukong Suh  | 2019 | 2   |
| 3t. Devin White    | 2019 | 2   |
| 3t. Danny Lansanah | 2014 | 2   |
| 3t. Mason Foster   | 2013 | 2   |
| 3t. Aqib Talib     | 2011 | 2   |
| 3t. Tanard Jackson | 2009 | 2   |
| 3t. Rondé Barber   | 2007 | 2   |
| 3t. Rondé Barber   | 2006 | 2   |
| 3t. Rondé Barber   | 2004 | 2   |
| 3t. Rondé Barber   | 2000 | 2   |
| 3t. Donnie Abraham | 1999 | 2   |
| 3t. Hugh Green     | 1983 | 2   |
| 3t. Cedric Brown   | 1981 | 2   |
| 3t. Richard Wood   | 1977 | 2   |

## QB SACKS

| PLAYER                | YEAR | NO.  |
|-----------------------|------|------|
| 1. Shaquill Barrett   | 2019 | 19.5 |
| 2. Warren Sapp        | 2000 | 16.5 |
| 3. Simeon Rice        | 2002 | 15.5 |
| 4. Simeon Rice        | 2003 | 15.0 |
| 5. Simeon Rice        | 2005 | 14.0 |
| 6. Marcus Jones       | 2000 | 13.0 |
| 7. Lee Roy Selmon     | 1977 | 13.0 |
| 8t. Jason Pierre-Paul | 2018 | 12.5 |
| 8t. Warren Sapp       | 1999 | 12.5 |
| 10. Simeon Rice       | 2004 | 12.0 |

## INTERCEPTIONS

| PLAYER                | YEAR | NO. |
|-----------------------|------|-----|
| 1. Rondé Barber       | 2001 | 10  |
| 2. Cedric Brown       | 1981 | 9   |
| 3. Brian Kelly        | 2002 | 8   |
| 4t. Donnie Abraham    | 1999 | 7   |
| 4t. Donnie Abraham    | 2000 | 7   |
| 4t. Jeremiah Castille | 1985 | 7   |
| 4t. Wayne Haddix      | 1990 | 7   |
| 8t. Donnie Abraham    | 2001 | 6   |
| 8t. Cedric Brown      | 1978 | 6   |
| 8t. Neal Colzie       | 1981 | 6   |
| 8t. Harry Hamilton    | 1988 | 6   |
| 8t. Harry Hamilton    | 1989 | 6   |
| 8t. Beasley Reece     | 1983 | 6   |
| 8t. Damien Robinson   | 2000 | 6   |
| 8t. Mark Robinson     | 1981 | 6   |
| 8t. Aqib Talib        | 2010 | 6   |
| 8t. Mike Washington   | 1981 | 6   |

## TACKLES

| PLAYER               | YEAR | NO. |
|----------------------|------|-----|
| 1. Hardy Nickerson   | 1993 | 214 |
| 2. Barrett Ruud      | 2009 | 205 |
| 3. Shelton Quarles   | 2005 | 196 |
| 4. Hardy Nickerson   | 1997 | 194 |
| 5. Derrick Brooks    | 1998 | 189 |
| 6. Derrick Brooks    | 1997 | 182 |
| 7. Derrick Brooks    | 1999 | 180 |
| 8. Derrick Brooks    | 2000 | 179 |
| 9. Barrett Ruud      | 2008 | 178 |
| 10t. Derrick Brooks  | 2005 | 174 |
| 10t. Dederick Thomas | 1991 | 174 |
| 10t. Cecil Johnson   | 1981 | 174 |

# BUCCANEERS PLAYOFF RECORDS

## INDIVIDUAL

### SERVICE

#### MOST GAMES, CAREER

- 11, Derrick Brooks
- 10, Mike Alstott, Rondé Barber, Shelton Quarles
- 9, Lavonte David, Carlton Davis III, Jamel Dean, Mike Evans, William Gholston, Brian Kelly, John Lynch, Anthony Nelson, Warren Sapp, Zach Triner, Karl Williams

### SCORING

#### MOST POINTS, GAME

- 13, Ryan Succop, at Washington, 1/9/21

#### MOST TOUCHDOWNS, GAME

- 2, Leonard Fournette vs. L.A. Rams, 1/23/22
- 2, Rob Gronkowski, vs. Kansas City, 2/7/21
- 2, Ricky Bell, vs. Philadelphia, 12/29/79
- 2, Mike Alstott, vs. San Francisco, 1/12/03
- 2, Keenan McCardell, vs. Oakland, 1/26/03
- 2, Dwight Smith, vs. Oakland, 1/26/03

#### MOST PATS MADE, GAME

- 6, Martín Gramática, vs. Oakland, 1/26/03

#### MOST PATS ATTEMPTED, GAME

- 6, Martín Gramática, vs. Oakland, 1/26/03

#### MOST FIELD GOALS MADE, GAME

- 4, Ryan Succop, at Washington, 1/9/21

#### MOST FIELD GOALS ATTEMPTED, GAME

- 4, Ryan Succop, at Washington, 1/9/21

#### LONGEST FIELD GOAL

- 54, Chase McLaughlin, vs. Philadelphia, 1/15/24**

### RUSHING

#### MOST YARDS GAINED, GAME

- 142, Ricky Bell, vs. Philadelphia, 12/29/79
- 124, Michael Pittman, vs. Oakland, 1/26/03
- 93, Leonard Fournette, at Washington, 1/9/21
- 93, James Wilder, at Dallas, 1/9/83

#### MOST ATTEMPTS, GAME

- 38, Ricky Bell, vs. Philadelphia, 12/29/79
- 29, Michael Pittman, vs. Oakland, 1/26/03

#### LONGEST RUN

- 31t, Mike Alstott, vs. Detroit, 12/28/97
- 27t, Leonard Fournette, vs. Kansas City, 2/7/21

#### BEST AVERAGE GAIN, GAME

(MIN. 10 ATTEMPTS)

- 6.6, James Wilder, at Dallas, 1/9/83
- 6.2, Mike Alstott, vs. Detroit, 12/28/97

#### MOST TOUCHDOWNS RUSHING, GAME

- 2, Leonard Fournette, vs. L.A. Rams 1/23/22
- 2, Ricky Bell, vs. Philadelphia, 12/29/79
- 2, Mike Alstott, vs. San Francisco, 1/12/03

### PASSING

#### MOST ATTEMPTS, GAME

- 66, Tom Brady, vs. Dallas, 1/16/23
- 54, Tom Brady, vs. LA Rams, 1/23/22
- 41, Baker Mayfield, at Detroit, 1/21/24**

#### MOST COMPLETIONS, GAME

- 35, Tom Brady, vs. Dallas, 1/16/23
- 30, Tom Brady, vs. LA Rams, 1/23/22
- 29, Tom Brady vs. Philadelphia, 1/16/22

#### MOST YARDS GAINED, GAME

- 381, Tom Brady, at Washington, 1/9/21
- 351, Tom Brady, vs. Dallas, 1/16/23

#### **349, Baker Mayfield, at Detroit, 1/21/24**

#### MOST TOUCHDOWN PASSES, GAME

- 3, Baker Mayfield, at Detroit, 1/21/24**
- 3, Baker Mayfield, vs. Philadelphia, 1/15/24**
- 3, Tom Brady, vs. Kansas City, 2/7/21
- 3, Tom Brady, at Green Bay, 1/24/21

#### LONGEST PASS COMPLETION

- 75, Doug Williams (to Jimmie Giles), at Dallas, 1/2/82
- 71, Brad Johnson (to Joe Jurevicius), at Philadelphia, 1/19/03

#### MOST INTERCEPTIONS, GAME

- 4, Brad Johnson, at Philadelphia, 1/12/02
- 4, Doug Williams, at Dallas, 1/2/82

#### MOST TIMES SACKED, GAME

- 5, Shaun King, at St. Louis, 1/23/00

### RECEIVING

#### MOST RECEPTIONS, GAME

- 10, Chris Godwin vs. Dallas, 1/16/23**
- 9, Leonard Fournette, vs. L.A. Rams, 1/23/22
- 9, Mike Evans, vs. Philadelphia, 1/16/22**
- 8, Mike Evans, at Detroit, 1/21/24**
- 8, Cade Otton, vs. Philadelphia, 1/15/24**
- 8, Mike Evans, vs. L.A. Rams, 1/23/22**
- 8, Warrick Dunn, at Philadelphia, 1/12/02

#### MOST RECEIVING YARDS, GAME

- 147, Mike Evans, at Detroit, 1/21/24**
- 119, Mike Evans, vs. LA Rams, 1/23/22**
- 119, Mike Evans, at Washington, 1/9/21**
- 117, Mike Evans vs. Philadelphia, 1/16/22**
- 110, Chris Godwin, at Green Bay, 1/24/21**

#### MOST TOUCHDOWN RECEPTIONS, GAME

- 2, Rob Gronkowski, vs. Kansas City, 2/7/21
- 2, Keenan McCardell, vs. Oakland, 1/26/03

### TACKLES

#### MOST TACKLES, GAME

- 15, Devin White, at Green Bay, 1/24/21
- 14, Lavonte David, vs Dallas, 1/16/23**
- 14 Derrick Brooks, vs. Washington, 1/15/00

### SACKS

#### MOST SACKS, GAME

- 3, Shaquil Barrett, at Green Bay, 1/24/21**
- 3, Warren Sapp, at Green Bay, 1/4/98

### DEFENSIVE TOUCHDOWNS

#### MOST, GAME

- 2, Dwight Smith, vs. Oakland, 1/26/03
- 1, Derrick Brooks, vs. Oakland, 1/26/03
- 1, Rondé Barber, at Philadelphia, 1/19/03
- 1, Hugh Green, at Dallas, 1/9/83

### INTERCEPTIONS

#### MOST INTERCEPTIONS, GAME

- 2, Dwight Smith, vs. Oakland, 1/26/03
- 2, Dexter Jackson, vs. Oakland, 1/26/03
- 2, Donnie Abraham, at Green Bay, 1/4/98

#### MOST INTERCEPTION RETURN YARDS, GAME

- 94, Dwight Smith, vs. Oakland, 1/26/03

**LONGEST INTERCEPTION RETURN**

92t, Rondé Barber, at Philadelphia, 1/19/03

**FUMBLE RECOVERIES****MOST OPPONENT FUMBLES RECOVERED, GAME**

- 1, 15 times, most recently Lavonte David,**  
Sean Murphy-Bunting, Jason Pierre  
Paul and **Antoine Winfield Jr. vs.**  
**LA Rams, 1/23/22**

**LONGEST FUMBLE RETURN**

60t, Hugh Green, at Dallas, 1/9/83

**PUNTING****MOST PUNTS, GAME**

10, Mark Royals, vs. Washington, 1/15/00

**GROSS YARDS AVERAGE, GAME (MIN. 4)**

53.0, Bradley Pinion, LA Rams, 1/23/22

**NET YARDS AVERAGE, GAME (MIN. 4)**

43.7, Bradley Pinion, vs. Philadelphia, 1/16/22

**LONGEST PUNT****66, Jake Camarda, at Detroit, 1/21/24**

61, Bradley Pinion, vs. Philadelphia, 1/16/22

57, Bradley Pinion vs. LA Rams, 1/23/22

**PUNT RETURNS****MOST PUNT RETURNS, GAME**

- 4, Jaelon Darden vs. Philadelphia, 1/16/22  
4, Mark Jones, vs. Washington, 1/7/06  
4, Karl Williams, at St. Louis, 1/23/00

**MOST PUNT RETURN YARDS, GAME**

- 45, Karl Williams, at St. Louis, 1/23/00  
37, Mark Jones, vs. Washington, 1/7/06  
34, Deven Thompkins, vs. Dallas, 1/16/23

**BEST PUNT RETURN AVERAGE, GAME**

(MIN. 3)

12.0, Deven Thompkins, vs. Philadelphia, 1/15/24

**LONGEST PUNT RETURN**

25, Karl Williams, vs. Oakland, 1/26/03

**KICKOFF RETURNS****MOST KICKOFF RETURNS, GAME**

- 5, Jaydon Mickens at Green Bay, 1/24/21  
5, Micheal Spurlock, vs. N.Y. Giants, 1/6/08  
5, James Owens, at Dallas, 1/9/83

**MOST KICKOFF RETURN YARDS, GAME**

- 121, Jaydon Mickens, at Green Bay, 1/24/21  
110, James Owens, at Dallas, 1/9/83  
106, Micheal Spurlock, vs. N.Y. Giants, 1/6/08  
106, Isaac Hagins, vs. L.A. Rams, 1/6/80

**BEST KICKOFF RETURN AVERAGE, GAME (MIN. 3)**

- 30.7, James Owens, at Dallas, 1/2/82  
26.5, Isaac Hagins, vs. L.A. Rams, 1/6/80

**LONGEST KICKOFF RETURN**

- 43, Jaydon Mickens, at Green Bay, 1/24/21  
35, Frank Murphy, at Philadelphia, 1/12/02  
35, James Owens, at Dallas, 1/2/82

**TEAM****SCORING****MOST POINTS, GAME**

- 48, vs. Oakland, 1/26/03  
32, vs. Philadelphia, 1/15/24  
31, vs. Philadelphia, 1/16/22  
31, vs. Kansas City, 2/7/21  
31, at Green Bay, 1/24/21  
31, at Washington, 1/9/21  
31, vs. San Francisco, 1/12/03

**FEWEST POINTS, GAME**

- 0, vs. L.A. Rams, 1/6/80  
0, at Dallas, 1/2/82

**MOST TOUCHDOWNS, GAME**

- 6, vs. Oakland, 1/26/03  
4, vs. Philadelphia, 1/16/22  
4, vs. Kansas City, 2/7/21  
4, at Green Bay, 1/24/21  
4, vs. San Francisco, 1/12/03

**MOST FIELD GOALS, GAME**

- 4, at Washington, 1/9/21  
3, vs. Philadelphia, 1/15/24  
3, at New Orleans, 1/17/21  
3, at Philadelphia, 1/12/02

**MOST FIELD GOAL ATTEMPTS, GAME**

- 4, at Washington, 1/9/21

**FIRST DOWNS****MOST FIRST DOWNS, GAME**

- 26, vs. Kansas City, 2/7/21  
26, at Washington, 1/9/21  
24, vs. Dallas, 1/16/23  
24, vs. Oakland, 1/26/03

**FEWEST FIRST DOWNS, GAME**

- 7, vs. L.A. Rams, 1/6/80

**MOST FIRST DOWNS, RUSHING, GAME**

- 12, vs. Philadelphia, 12/29/79

**FEWEST FIRST DOWNS, RUSHING, GAME**

- 2, at Philadelphia, 12/31/00

**MOST FIRST DOWNS, PASSING, GAME**

- 20, vs. Dallas, 1/16/23

**FEWEST FIRST DOWNS, PASSING, GAME**

- 4, vs. Philadelphia, 12/29/79  
4, vs. L.A. Rams, 1/6/80  
4, at Dallas, 1/9/83

**MOST FIRST DOWNS, PENALTY, GAME**

- 6, vs. Kansas City, 2/7/21

**FEWEST FIRST DOWNS, PENALTY, GAME**

- 0, vs. Dallas, 1/16/23  
0, at New Orleans, 1/17/21  
0, at Philadelphia, 1/19/03  
0, vs. L.A. Rams, 1/6/80

**TOTAL NET YARDS****MOST NET YARDS, GAME**

- 507, at Washington, 1/9/21  
426, vs. Philadelphia, 1/15/24  
408, at Detroit, 1/23/24  
386, vs. Dallas, 1/16/23

**FEWEST NET YARDS, GAME**

177, vs. L.A. Rams, 1/6/80  
186, vs. Washington, 1/15/00

**RUSHING****MOST RUSHING ATTEMPTS, GAME**

55, vs. Philadelphia, 12/29/79  
42, vs. Oakland, 1/26/03

**FEWEST RUSHING ATTEMPTS, GAME**

12, vs. Dallas, 1/16/23  
14, vs. LA Rams, 1/23/22  
15, at Detroit, 1/21/24

**MOST RUSHING YARDS, GAME**

186, vs. Philadelphia, 12/29/79  
150, vs. Oakland, 1/26/03

**FEWEST RUSHING YARDS, GAME**

44, vs. Washington, 1/15/00  
49, at Philadelphia, 1/19/03

**MOST RUSHING TOUCHDOWNS, GAME**

2, vs. L.A. Rams, 1/23/22  
2, vs. Philadelphia, 1/16/22  
2, vs. San Francisco, 1/12/03  
2, vs. Philadelphia, 12/29/79

**FEWEST RUSHING TOUCHDOWNS, GAME**

0, nine times, last at Detroit, 1/21/24

**PASSING****MOST ATTEMPTS, GAME**

66, vs. Dallas, 1/16/23  
54, vs. LA Rams, 1/23/22

**FEWEST ATTEMPTS, GAME**

15, vs. Philadelphia, 12/29/79  
26, vs. Detroit, 12/28/97

**MOST COMPLETIONS, GAME**

35, vs. Dallas, 1/16/23  
30, vs. L.A. Rams, 1/23/22

**FEWEST COMPLETIONS, GAME**

5, vs. L.A. Rams, 1/6/80  
7, vs. Philadelphia, 12/29/79

**MOST NET PASSING YARDS, GAME**

365, at Washington, 1/9/21  
334, vs. Dallas, 1/16/23

**FEWEST NET PASSING YARDS, GAME**

85, vs. L.A. Rams, 1/6/80  
113, at Dallas, 1/9/83

**MOST PASSING TOUCHDOWNS, GAME**

3, at Detroit, 1/24/21  
3, vs. Philadelphia, 1/15/24  
3, vs. Kansas City, 2/7/21  
3, at Green Bay, 1/24/21

**FEWEST PASSING TOUCHDOWNS, GAME**

0, seven times, last vs. Washington, 1/7/06

**MOST INTERCEPTIONS THROWN, GAME**

4, at Philadelphia, 1/12/02  
4, at Dallas, 1/2/82

**FEWEST INTERCEPTIONS, GAME**

0, six times, last vs. Philadelphia, 1/15/24

**SACKS****MOST SACKS, GAME**

5, at Green Bay, 1/24/21  
5, vs. Oakland, 1/26/03  
5, at Dallas, 1/9/83

**INTERCEPTIONS****MOST INTERCEPTIONS, GAME**

5, vs. Oakland, 1/26/03

**MOST INTERCEPTION RETURN YARDS, GAME**

172, vs. Oakland, 1/26/03

**PUNTING****MOST PUNTS, GAME**

10, vs. Washington, 1/15/00  
8, vs. L.A. Rams, 1/6/80

**GROSS YARDS AVERAGE, GAME (MIN. 4)**

53.0, vs. L.A. Rams, 1/23/22  
51.8, at Detroit, 1/21/24  
49.0, vs. Dallas, 1/16/23

**NET YARDS AVERAGE, GAME (MIN. 4)**

43.7, vs. Philadelphia, 1/16/22  
43.6, vs. Dallas, 1/16/23

**PUNT RETURNS****MOST PUNT RETURNS, GAME**

4, vs. Philadelphia, 1/16/22  
4, vs. Washington, 1/7/06  
4, at St. Louis, 1/23/00

**MOST PUNT RETURN YARDS, GAME**

45, at St. Louis, 1/23/00  
37, vs. Washington, 1/7/06  
34, vs. Dallas, 1/16/23  
33, vs. Philadelphia, 12/29/79

**BEST PUNT RETURN AVERAGE, GAME (MIN. 3)**

11.3, at St. Louis, 1/23/00

**KICKOFF RETURNS****MOST KICKOFF RETURNS, GAME**

6, at Philadelphia, 1/12/02  
5, at Green Bay, 1/24/21  
5, vs. N.Y. Giants, 1/6/08  
5, at Green Bay, 1/4/98  
5, at Dallas, 1/9/83  
5, at Dallas, 1/2/82

**MOST KICKOFF RETURN YARDS, GAME**

147, at Dallas, 1/2/82  
138, at Philadelphia, 1/12/02  
121, at Green Bay, 1/24/21

**BEST KICKOFF RETURN AVERAGE, GAME (MIN. 3)**

29.4, at Dallas, 1/2/82  
26.5, vs. L.A. Rams, 1/6/80

**PENALTIES****MOST PENALTIES, GAME**

10, vs. San Francisco, 10/12/03  
10, at Dallas, 1/2/82

**FEWEST PENALTIES, GAME**

2, at Green Bay, 1/24/21  
2, vs. Washington, 1/15/00

**MOST PENALTY YARDS, GAME**

105, vs. Philadelphia, 12/29/79  
105, at Dallas, 1/2/82

**FEWEST PENALTY YARDS, GAME**

8, at Green Bay, 1/24/21

# CAREER PLAYOFF LEADERS

## RUSHING YARDS

|    | PLAYER            | G  | NO. | YDS. | AVG. | LG  | TD |
|----|-------------------|----|-----|------|------|-----|----|
| 1. | Leonard Fournette | 6  | 82  | 362  | 4.4  | 27t | 5  |
| 2. | Mike Alstott      | 10 | 112 | 341  | 3.0  | 31t | 7  |
| 3. | Warrick Dunn      | 6  | 75  | 219  | 2.9  | 13  | 0  |
| 4. | Ricky Bell        | 2  | 58  | 201  | 3.4  | 26  | 2  |
| 5. | Michael Pittman   | 5  | 55  | 187  | 3.4  | 24  | 0  |

## RECEPTIONS

|    | PLAYER            | G | NO. | YDS. | AVG. | LG  | TD |
|----|-------------------|---|-----|------|------|-----|----|
| 1. | Mike Evans        | 9 | 45  | 709  | 15.8 | 55t | 5  |
| 2. | Chris Godwin      | 7 | 34  | 402  | 11.8 | 52  | 2  |
| 3. | Leonard Fournette | 6 | 28  | 210  | 7.5  | 22  | 1  |
| 4. | Warrick Dunn      | 6 | 26  | 168  | 6.5  | 22  | 0  |
| 5. | Keyshawn Johnson  | 5 | 23  | 375  | 16.3 | 46  | 1  |

## PASSER RATING

|    | PLAYER         | G | ATT. | COMP. | YDS.  | PCT. | TD | INT | RATING |
|----|----------------|---|------|-------|-------|------|----|-----|--------|
| 1. | Baker Mayfield | 2 | 77   | 48    | 686   | 62.3 | 6  | 2   | 106.3  |
| 2. | Tom Brady      | 7 | 295  | 175   | 2,012 | 59.3 | 15 | 5   | 89.8   |
| 3. | Brad Johnson   | 4 | 134  | 75    | 872   | 56.0 | 5  | 7   | 66.5   |
| 4. | Jeff Garcia    | 1 | 39   | 23    | 207   | 59.0 | 1  | 2   | 60.5   |
| 5. | Chris Simms    | 1 | 38   | 25    | 198   | 65.8 | 0  | 2   | 56.7   |

## SCORING

|    | PLAYER            | G  | TD | FG    | PAT   | TP |
|----|-------------------|----|----|-------|-------|----|
| 1. | Ryan Succop       | 6  | 0  | 12-13 | 19-20 | 55 |
| 2. | Martin Gramática  | 7  | 0  | 11-12 | 15-15 | 48 |
| 3. | Mike Alstott      | 10 | 7  | 0-0   | 0-0   | 42 |
| 4. | Leonard Fournette | 5  | 6  | 0-0   | 0-0   | 36 |
| 5. | Mike Evans        | 9  | 5  | 0-0   | 0-0   | 32 |

## PUNTING (AVG.)

|    | PLAYER         | G | NO. | YDS.  | AVG.  | LG |
|----|----------------|---|-----|-------|-------|----|
| 1. | Jake Camarda   | 3 | 12  | 576   | 48.0  | 66 |
| 2. | Bradley Pinion | 6 | 24  | 1,093 | 45.5  | 61 |
| 3. | Sean Landeta   | 2 | 9   | 371   | 41.22 | 50 |
| 4. | Mark Royals    | 4 | 26  | 1,071 | 41.19 | 56 |
| 5. | Larry Swider   | 2 | 11  | 453   | 41.18 | 52 |

## KICKOFF RETURNS (AVG.)

|    | PLAYER          | G | NO. | YDS. | AVG. | LG | TD |
|----|-----------------|---|-----|------|------|----|----|
| 1. | John Holt       | 2 | 2   | 55   | 27.5 | 33 | 0  |
| 2. | James Owens     | 2 | 8   | 202  | 25.3 | 35 | 0  |
| 3. | Michael Pittman | 5 | 4   | 96   | 24.0 | 27 | 0  |

## PUNT RETURNS (AVG.)

|    | PLAYER          | G | NO. | YDS. | AVG. | LG | TD |
|----|-----------------|---|-----|------|------|----|----|
| 1. | Deven Thompkins | 3 | 6   | 58   | 9.7  | 27 | 0  |
| 2. | Danny Reece     | 2 | 5   | 47   | 9.4  | 13 | 0  |
| 3. | Mark Jones      | 1 | 4   | 37   | 9.3  | 24 | 0  |

## INTERCEPTIONS

|     | PLAYER              | G  | NO. | YDS. | AVG. | LG  | TD |
|-----|---------------------|----|-----|------|------|-----|----|
| 1t. | Donnie Abraham      | 3  | 3   | 0    | 0.0  | 0   | 0  |
| 1t. | Dexter Jackson      | 5  | 3   | 43   | 14.3 | 25  | 0  |
| 1t. | Sean Murphy-Bunting | 4  | 3   | 36   | 12.0 | 36  | 0  |
| 1t. | Dwight Smith        | 4  | 3   | 100  | 33.3 | 50t | 2  |
| 5t. | Rondé Barber        | 10 | 2   | 117  | 58.5 | 92t | 1  |
| 5t. | Derrick Brooks      | 11 | 2   | 44   | 22.0 | 44t | 1  |
| 5t. | Mike Edwards        | 6  | 2   | 1    | 0.5  | 1   | 0  |
| 5t. | Brian Kelly         | 9  | 2   | 18   | 9.0  | 15  | 0  |
| 5t. | Devin White         | 3  | 2   | 28   | 14.0 | 28  | 0  |

## TOP BUCCANEERS PERFORMANCES

## 100-YARD RUSHING GAMES (132)

| PLAYER              | ATT. | YARDS | OPPONENT         | DATE     |
|---------------------|------|-------|------------------|----------|
| Jimmy DuBose        | 24   | 109   | at N.Y. Giants   | 10/15/78 |
| Ricky Bell          | 21   | 104   | at L.A. Rams     | 11/5/78  |
| Jerry Eckwood       | 20   | 121   | vs. Detroit      | 9/1/79   |
| Jerry Eckwood (2)   | 23   | 120   | at Chicago       | 9/30/79  |
| Ricky Bell (2)      | 10   | 101   | vs. New Orleans  | 10/14/79 |
| Ricky Bell (3)      | 28   | 167   | vs. Green Bay    | 10/21/79 |
| Ricky Bell (4)      | 22   | 152   | vs. N.Y. Giants  | 11/18/79 |
| Ricky Bell (5)      | 28   | 101   | vs. Minnesota    | 11/25/79 |
| Ricky Bell (6)      | 39   | 137   | vs. Kansas City  | 12/16/79 |
| Ricky Bell (7) *    | 38   | 142   | vs. Philadelphia | 12/29/79 |
| Ricky Bell (8)      | 26   | 130   | vs. N.Y. Giants  | 11/2/80  |
| Jerry Eckwood (3)   | 23   | 114   | at Chicago       | 9/20/81  |
| Jerry Eckwood (4)   | 21   | 110   | vs. Chicago      | 11/1/81  |
| James Owens         | 16   | 112   | vs. Green Bay    | 11/22/81 |
| James Wilder        | 42   | 126   | at Pittsburgh    | 10/30/83 |
| James Wilder (2)    | 31   | 219   | at Minnesota     | 11/6/83  |
| James Wilder (3)    | 24   | 112   | at N.Y. Giants   | 9/23/84  |
| James Wilder (4)    | 43   | 172   | vs. Green Bay    | 9/30/84  |
| James Wilder (5)    | 30   | 146   | at Minnesota     | 11/4/84  |
| James Wilder (6)    | 28   | 125   | vs. Atlanta      | 12/9/84  |
| James Wilder (7)    | 31   | 103   | vs. N.Y. Jets    | 12/16/84 |
| James Wilder (8)    | 27   | 166   | at Chicago       | 9/8/85   |
| James Wilder (9)    | 22   | 113   | vs. Minnesota    | 9/15/85  |
| James Wilder (10)   | 26   | 114   | at New Orleans   | 9/22/85  |
| James Wilder (11)   | 27   | 104   | at Detroit       | 9/29/85  |
| James Wilder (12)   | 29   | 120   | vs. St. Louis    | 11/10/85 |
| Nathan Wonsley      | 18   | 138   | at Detroit       | 9/21/86  |
| Nathan Wonsley (2)  | 18   | 108   | at L.A. Rams     | 10/5/86  |
| James Wilder (13)   | 25   | 110   | at Kansas City   | 10/26/86 |
| James Wilder (14)   | 24   | 130   | vs. Detroit      | 11/23/86 |
| Lars Tate           | 18   | 106   | at Detroit       | 11/13/88 |
| William Howard      | 23   | 101   | at New England   | 12/11/88 |
| Lars Tate (2)       | 18   | 112   | vs. Chicago      | 10/8/89  |
| Gary Anderson       | 22   | 108   | at Minnesota     | 9/30/90  |
| Vinny Testaverde    | 7    | 105   | vs. Minnesota    | 12/16/90 |
| Reggie Cobb         | 21   | 139   | vs. Detroit      | 11/10/91 |
| Reggie Cobb (2)     | 22   | 110   | vs. N.Y. Giants  | 11/24/91 |
| Reggie Cobb (3)     | 26   | 107   | at Detroit       | 9/27/92  |
| Reggie Cobb (4)     | 24   | 109   | at Chicago       | 10/18/92 |
| Reggie Cobb (5)     | 28   | 114   | vs. Chicago      | 11/15/92 |
| Reggie Cobb (6)     | 26   | 100   | vs. L.A. Rams    | 12/6/92  |
| Reggie Cobb (7)     | 25   | 113   | vs. Detroit      | 10/3/93  |
| Errict Rhett        | 25   | 112   | at Detroit       | 11/13/94 |
| Errict Rhett (2)    | 24   | 111   | at Seattle       | 11/20/94 |
| Errict Rhett (3)    | 40   | 192   | vs. Washington   | 12/4/94  |
| Errict Rhett (4)    | 31   | 119   | vs. L.A. Rams    | 12/11/94 |
| Errict Rhett (5)    | 27   | 104   | vs. Washington   | 9/24/95  |
| Errict Rhett (6)    | 25   | 144   | at Detroit       | 11/12/95 |
| Errict Rhett (7)    | 24   | 100   | vs. Jacksonville | 11/19/95 |
| Errict Rhett (8)    | 22   | 118   | vs. Green Bay    | 12/10/95 |
| Reggie Brooks       | 15   | 114   | at Denver        | 9/15/96  |
| Warrick Dunn        | 24   | 130   | at Detroit       | 9/7/97   |
| Warrick Dunn (2)    | 16   | 101   | at Minnesota     | 9/14/97  |
| Warrick Dunn (3)    | 16   | 125   | at Green Bay     | 10/5/97  |
| Warrick Dunn (4)    | 24   | 120   | at N.Y. Giants   | 11/30/97 |
| Warrick Dunn (5)    | 16   | 119   | vs. Chicago      | 12/21/97 |
| Mike Alstott        | 20   | 103   | vs. Chicago      | 9/20/98  |
| Mike Alstott (2)    | 19   | 128   | vs. Minnesota    | 11/1/98  |
| Warrick Dunn (6)    | 18   | 115   | vs. Minnesota    | 11/1/98  |
| Warrick Dunn (7)    | 16   | 107   | at Jacksonville  | 11/15/98 |
| Mike Alstott (3)    | 25   | 131   | vs. Denver       | 9/26/99  |
| Mike Alstott (4)    | 25   | 117   | at New Orleans   | 11/7/99  |
| Warrick Dunn (8)    | 20   | 106   | vs. Buffalo      | 11/26/00 |
| Warrick Dunn (9)    | 22   | 210   | vs. Dallas       | 12/3/00  |
| Warrick Dunn (10)   | 22   | 145   | vs. St. Louis    | 12/18/00 |
| Mike Alstott (5)    | 28   | 129   | vs. Minnesota    | 10/28/01 |
| Mike Alstott (6)    | 24   | 101   | vs. New Orleans  | 12/23/01 |
| Mike Alstott (7)    | 17   | 126   | vs. Cleveland    | 10/13/02 |
| Michael Pittman **  | 29   | 124   | vs. Oakland      | 1/26/03  |
| Michael Pittman (2) | 16   | 106   | vs. Indianapolis | 10/6/03  |
| Michael Pittman (3) | 30   | 113   | vs. Dallas       | 10/26/03 |
| Thomas Jones        | 9    | 134   | vs. Green Bay    | 11/16/03 |
| Thomas Jones (2)    | 34   | 134   | vs. Houston      | 12/14/03 |
| Michael Pittman (4) | 23   | 109   | vs. Chicago      | 10/24/04 |



|                          |           |            |                        |                 |
|--------------------------|-----------|------------|------------------------|-----------------|
| Michael Pittman (5)      | 15        | 128        | vs. Kansas City        | 11/7/04         |
| Michael Pittman (6)      | 21        | 106        | vs. San Francisco      | 11/21/04        |
| Michael Pittman (7)      | 24        | 131        | vs. New Orleans        | 12/19/04        |
| Carnell Williams         | 27        | 148        | at Minnesota           | 9/11/05         |
| Carnell Williams (2)     | 24        | 128        | vs. Buffalo            | 9/18/05         |
| Carnell Williams (3)     | 37        | 158        | at Green Bay           | 9/25/05         |
| Michael Pittman (8)      | 15        | 127        | vs. Miami              | 10/16/05        |
| Carnell Williams (4)     | 19        | 116        | at Atlanta             | 11/20/05        |
| Carnell Williams (5)     | 29        | 112        | at Carolina            | 12/11/05        |
| Carnell Williams (6)     | 31        | 150        | vs. Atlanta            | 12/24/05        |
| Carnell Williams (7)     | 20        | 111        | at New Orleans         | 10/8/06         |
| Carnell Williams (8)     | 27        | 122        | vs. Washington         | 11/19/06        |
| Earnest Graham           | 34        | 124        | vs. Arizona            | 11/4/07         |
| Earnest Graham (2)       | 17        | 102        | at Atlanta             | 11/18/07        |
| Earnest Graham (3)       | 22        | 106        | at New Orleans         | 12/2/07         |
| Earnest Graham (4)       | 15        | 116        | vs. Atlanta            | 9/14/08         |
| Earnest Graham (5)       | 20        | 111        | vs. Green Bay          | 9/28/08         |
| Warrick Dunn (11)        | 22        | 115        | vs. Carolina           | 10/12/08        |
| Carnell Williams (9)     | 24        | 129        | at New Orleans         | 12/27/09        |
| LeGarrette Blount        | 22        | 120        | at Arizona             | 10/31/10        |
| LeGarrette Blount (2)    | 20        | 103        | vs. Atlanta            | 12/5/10         |
| LeGarrette Blount (3)    | 13        | 110        | vs. Detroit            | 12/19/10        |
| LeGarrette Blount (4)    | 18        | 164        | vs. Seattle            | 12/26/10        |
| LeGarrette Blount (5)    | 25        | 127        | vs. Indianapolis       | 10/3/11         |
| Earnest Graham (6)       | 17        | 109        | vs. New Orleans        | 10/16/11        |
| LeGarrette Blount (6)    | 18        | 107        | at Green Bay           | 11/20/11        |
| LeGarrette Blount (7)    | 20        | 103        | at Tennessee           | 11/27/11        |
| Doug Martin              | 29        | 135        | at Minnesota           | 10/25/12        |
| Doug Martin (2)          | 25        | 251        | at Oakland             | 11/4/12         |
| Doug Martin (3)          | 24        | 138        | at Carolina            | 11/18/12        |
| Doug Martin (4)          | 28        | 128        | vs. Philadelphia       | 12/9/12         |
| Doug Martin (5)          | 28        | 142        | at Atlanta             | 12/30/12        |
| Doug Martin (6)          | 29        | 144        | vs. New Orleans        | 9/15/13         |
| Mike James               | 28        | 158        | at Seattle             | 11/3/13         |
| Bobby Rainey             | 30        | 163        | vs. Atlanta            | 11/17/13        |
| Bobby Rainey (2)         | 22        | 127        | vs. Buffalo            | 12/8/13         |
| Bobby Rainey (3)         | 22        | 144        | vs. St. Louis          | 9/14/14         |
| Doug Martin (7)          | 19        | 108        | vs. New Orleans        | 12/28/14        |
| Doug Martin (8)          | 20        | 106        | vs. Carolina           | 10/4/15         |
| Doug Martin (9)          | 24        | 123        | vs. Jacksonville       | 10/11/15        |
| Doug Martin (10)         | 19        | 136        | at Washington          | 10/25/15        |
| Doug Martin (11)         | 27        | 235        | at Philadelphia        | 11/22/15        |
| Jacquizz Rodgers         | 30        | 101        | at Carolina            | 10/10/16        |
| Jacquizz Rodgers (2)     | 26        | 154        | at San Francisco       | 10/23/16        |
| Peyton Barber            | 23        | 102        | at Green Bay           | 12/3/17         |
| Peyton Barber (2)        | 18        | 106        | at N.Y. Giants         | 11/18/18        |
| Ronald Jones II          | 11        | 106        | vs. Atlanta            | 12/29/19        |
| Leonard Fournette        | 12        | 103        | vs. Carolina           | 9/20/20         |
| Ronald Jones II (2)      | 20        | 111        | vs. L.A. Chargers      | 10/4/20         |
| Ronald Jones II (3)      | 17        | 106        | at Chicago             | 10/8/20         |
| Ronald Jones II (4)      | 23        | 113        | vs. Green Bay          | 10/18/20        |
| Ronald Jones II (5)      | 23        | 192        | at Carolina            | 11/15/20        |
| Leonard Fournette (2)    | 17        | 100        | at Indianapolis        | 11/28/21        |
| Leonard Fournette (3)    | 19        | 113        | vs. Buffalo            | 12/12/21        |
| Leonard Fournette (4)    | 21        | 127        | at Dallas              | 9/11/22         |
| <b>Rachaad White</b>     | <b>22</b> | <b>105</b> | <b>vs. Seattle</b>     | <b>11/13/22</b> |
| <b>Rachaad White (2)</b> | <b>15</b> | <b>100</b> | <b>at Indianapolis</b> | <b>11/26/23</b> |
| <b>Rachaad White (3)</b> | <b>25</b> | <b>102</b> | <b>at Atlanta</b>      | <b>12/10/23</b> |

\* Playoff game

\*\* Super Bowl XXXVII

### 100-YARD RUSHERS SUMMARY (\*Includes one playoff game and \*\*Super Bowl XXXVII)

James Wilder (14), Warrick Dunn (11), Doug Martin (11), Carnell Williams (9), Ricky Bell (8\*), Michael Pittman (8\*\*), Errict Rhett (8), Mike Alstott (7), LeGarrette Blount (7), Reggie Cobb (7), Earnest Graham (6), Ronald Jones II (5), Jerry Eckwood (4), Leonard Fournette (3), Bobby Rainey (3), **Rachaad White (3)**, Peyton Barber (2), Thomas Jones (2), Jacquizz Rodgers (2), Lars Tate (2), Nathan Wonsley (2), Gary Anderson (1), Reggie Brooks (1), Jimmy DuBose (1), William Howard (1), Mike James (1), James Owens (1), Vinny Testaverde (1)

### 100-YARD RECEIVING GAMES (232)

| PLAYER           | REC. | YARDS | OPPONENT        | DATE     |
|------------------|------|-------|-----------------|----------|
| Morris Owens     | 9    | 166   | at Seattle      | 10/16/77 |
| Morris Owens (2) | 5    | 113   | vs. N.Y. Giants | 11/13/77 |
| Morris Owens (3) | 4    | 138   | vs. St. Louis   | 12/18/77 |
| Morris Owens (4) | 5    | 132   | vs. Minnesota   | 10/1/78  |
| Isaac Hagins     | 5    | 139   | at Minnesota    | 10/28/79 |
| Jimmie Giles     | 4    | 105   | at Dallas       | 9/21/80  |
| Jerry Eckwood    | 10   | 101   | vs. Cleveland   | 9/28/80  |
| Gordon Jones     | 7    | 106   | vs. Cleveland   | 9/28/80  |
| Jimmie Giles (2) | 6    | 128   | vs. Pittsburgh  | 11/9/80  |

|                       |    |     |                  |          |
|-----------------------|----|-----|------------------|----------|
| Gordon Jones (2)      | 7  | 121 | at Minnesota     | 11/16/80 |
| Kevin House           | 3  | 138 | vs. Chicago      | 12/20/80 |
| Jimmie Giles (3)      | 5  | 109 | at Chicago       | 9/20/81  |
| Kevin House (2)       | 4  | 178 | at Oakland       | 10/18/81 |
| Kevin House (3)       | 6  | 107 | at New Orleans   | 11/29/81 |
| Kevin House (4)       | 5  | 126 | vs. Atlanta      | 12/6/81  |
| Jimmie Giles (4)      | 5  | 100 | at Minnesota     | 9/12/82  |
| Kevin House (5)       | 4  | 105 | vs. Washington   | 9/19/82  |
| James Wilder          | 11 | 116 | at N.Y. Jets     | 12/12/82 |
| James Wilder (2)      | 11 | 126 | vs. Cincinnati   | 9/25/83  |
| Kevin House (6)       | 5  | 110 | at Cleveland     | 11/13/83 |
| Kevin House (7)       | 6  | 156 | at San Francisco | 12/4/83  |
| Kevin House (8)       | 8  | 136 | at Detroit       | 12/18/83 |
| Kevin House (9)       | 7  | 126 | vs. Minnesota    | 10/7/84  |
| Gerald Carter         | 10 | 109 | vs. Chicago      | 10/21/84 |
| Kevin House (10)      | 10 | 100 | at Kansas City   | 10/28/84 |
| Gerald Carter (2)     | 9  | 166 | at San Francisco | 11/18/84 |
| Kevin House (11)      | 6  | 105 | at Green Bay     | 12/2/84  |
| Jimmie Giles (5)      | 7  | 112 | vs. Chicago      | 10/6/85  |
| Kevin House (12)      | 6  | 100 | vs. Chicago      | 10/6/85  |
| Jimmie Giles (6)      | 7  | 116 | at Miami         | 10/20/85 |
| Kevin House (13)      | 4  | 111 | at Miami         | 10/20/85 |
| Jimmie Giles (7)      | 6  | 134 | vs. St. Louis    | 11/10/85 |
| Kevin House (14)      | 4  | 131 | vs. Indianapolis | 12/15/85 |
| Gerald Carter (3)     | 7  | 143 | at Green Bay     | 11/16/86 |
| Calvin Magee          | 8  | 143 | at Chicago       | 12/7/86  |
| Steve Holloway #      | 8  | 107 | vs. Minnesota    | 10/18/87 |
| Mark Carrier          | 8  | 212 | at New Orleans   | 12/6/87  |
| Gerald Carter (4)     | 5  | 116 | vs. St. Louis    | 12/20/87 |
| Bruce Hill            | 8  | 157 | vs. Philadelphia | 9/4/88   |
| Ron Hall              | 7  | 121 | at Indianapolis  | 10/16/88 |
| Bruce Hill (2)        | 7  | 162 | at Indianapolis  | 10/16/88 |
| Mark Carrier (2)      | 9  | 142 | vs. Miami        | 10/30/88 |
| Mark Carrier (3)      | 5  | 120 | vs. New Orleans  | 9/24/89  |
| Mark Carrier (4)      | 6  | 105 | vs. Chicago      | 10/8/89  |
| Bruce Hill (3)        | 6  | 107 | vs. Chicago      | 10/8/89  |
| Mark Carrier (5)      | 8  | 106 | at Washington    | 10/22/89 |
| Mark Carrier (6)      | 7  | 100 | at Cincinnati    | 10/29/89 |
| Bruce Hill (4)        | 7  | 125 | at Cincinnati    | 10/29/89 |
| James Wilder (3)      | 8  | 107 | vs. Cleveland    | 11/5/89  |
| Mark Carrier (7)      | 6  | 164 | at Chicago       | 11/9/89  |
| Mark Carrier (8)      | 7  | 104 | vs. Green Bay    | 12/3/89  |
| Mark Carrier (9)      | 10 | 135 | at Houston       | 12/10/89 |
| Mark Carrier (10)     | 4  | 131 | at Detroit       | 12/17/89 |
| Mark Carrier (11)     | 6  | 101 | vs. Pittsburgh   | 12/24/89 |
| Bruce Hill (5)        | 5  | 104 | at Minnesota     | 9/30/90  |
| Mark Carrier (12)     | 6  | 113 | vs. Dallas       | 10/21/90 |
| Willie Drewrey        | 2  | 119 | vs. Atlanta      | 12/2/90  |
| Mark Carrier (13)     | 6  | 104 | at Atlanta       | 11/17/91 |
| Lawrence Dawsey       | 8  | 100 | at Miami         | 12/1/91  |
| Mark Carrier (14)     | 6  | 110 | vs. Minnesota    | 12/8/91  |
| Mark Carrier (15)     | 7  | 115 | vs. Green Bay    | 9/13/92  |
| Lawrence Dawsey (2)   | 5  | 107 | vs. Green Bay    | 9/13/92  |
| Courtney Hawkins      | 5  | 102 | at Chicago       | 10/18/92 |
| Lawrence Dawsey (3)   | 9  | 101 | at Chicago       | 9/26/93  |
| Horace Copeland       | 2  | 104 | at Atlanta       | 10/31/93 |
| Courtney Hawkins (2)  | 8  | 112 | vs. Washington   | 12/5/93  |
| Courtney Hawkins (3)  | 8  | 105 | at Denver        | 12/26/93 |
| Horace Copeland (2)   | 7  | 101 | vs. San Diego    | 1/2/94   |
| Charles Wilson        | 4  | 176 | vs. L.A. Rams    | 12/11/94 |
| Lawrence Dawsey (4)   | 7  | 116 | at Washington    | 12/18/94 |
| Horace Copeland (3)   | 5  | 155 | at Philadelphia  | 9/3/95   |
| Jackie Harris         | 5  | 108 | at Carolina      | 10/1/95  |
| Alvin Harper          | 6  | 117 | vs. Cincinnati   | 10/8/95  |
| Jackie Harris (2)     | 10 | 122 | at Green Bay     | 11/26/95 |
| Horace Copeland (4)   | 8  | 122 | vs. Green Bay    | 12/10/95 |
| Courtney Hawkins (4)  | 8  | 111 | at Detroit       | 9/8/96   |
| Warrick Dunn          | 6  | 106 | vs. Miami        | 9/21/97  |
| Horace Copeland (5)   | 6  | 105 | vs. Detroit      | 10/12/97 |
| Bert Emanuel          | 5  | 106 | vs. Tennessee    | 11/8/98  |
| Reidel Anthony        | 2  | 126 | at Jacksonville  | 11/15/98 |
| Jacquez Green         | 7  | 164 | vs. Kansas City  | 11/14/99 |
| Warrick Dunn (2)      | 6  | 115 | vs. Detroit      | 12/12/99 |
| Jacquez Green (2)     | 10 | 113 | at Chicago       | 1/2/00   |
| Jacquez Green (3)     | 5  | 104 | vs. Chicago      | 9/10/00  |
| Jacquez Green (4)     | 11 | 131 | at Minnesota     | 10/9/00  |
| Keyshawn Johnson      | 6  | 121 | vs. Minnesota    | 10/29/00 |
| Keyshawn Johnson (2)  | 7  | 116 | vs. St. Louis    | 12/18/00 |
| Keyshawn Johnson (3)* | 6  | 106 | at Philadelphia  | 12/31/00 |

|                         |           |            |                        |                 |
|-------------------------|-----------|------------|------------------------|-----------------|
| Keyshawn Johnson (4)    | 8         | 140        | at Tennessee           | 10/14/01        |
| Keyshawn Johnson (5)    | 10        | 159        | vs. Pittsburgh         | 10/21/01        |
| Warrick Dunn (3)        | 12        | 138        | vs. Chicago            | 11/18/01        |
| Keyshawn Johnson (6)    | 10        | 101        | vs. Detroit            | 12/9/01         |
| Keyshawn Johnson (7)    | 7         | 119        | at Chicago             | 12/16/01        |
| Keenan McCardell        | 4         | 108        | at Cincinnati          | 9/29/02         |
| Keyshawn Johnson (8)    | 6         | 131        | at Atlanta             | 10/6/02         |
| Keyshawn Johnson (9)    | 9         | 133        | vs. Minnesota          | 11/3/02         |
| Keenan McCardell (2)    | 11        | 107        | at New Orleans         | 12/1/02         |
| Joe Jurevicius          | 8         | 100        | vs. Atlanta            | 12/8/02         |
| Keyshawn Johnson (10)   | 8         | 132        | vs. Pittsburgh         | 12/23/02        |
| Keyshawn Johnson (11)   | 9         | 102        | vs. Carolina           | 9/14/03         |
| Keenan McCardell (3)    | 4         | 106        | vs. Indianapolis       | 10/6/03         |
| Keenan McCardell (4)    | 3         | 119        | at San Francisco       | 10/19/03        |
| Keyshawn Johnson (12)   | 10        | 124        | vs. New Orleans        | 11/2/03         |
| Keenan McCardell (5)    | 9         | 118        | at Carolina            | 11/9/03         |
| Keenan McCardell (6)    | 6         | 122        | vs. Atlanta            | 12/20/03        |
| Bill Schroeder          | 4         | 126        | at Oakland             | 9/26/04         |
| Michael Clayton         | 8         | 142        | at St. Louis           | 10/18/04        |
| Michael Pittman         | 8         | 134        | at Carolina            | 11/28/04        |
| Michael Clayton (2)     | 9         | 145        | at San Diego           | 12/12/04        |
| Joey Galloway           | 7         | 166        | vs. Detroit            | 10/2/05         |
| Joey Galloway (2)       | 8         | 149        | at San Francisco       | 10/30/05        |
| Joey Galloway (3)       | 7         | 131        | vs. Washington         | 11/13/05        |
| Joey Galloway (4)       | 7         | 138        | vs. Chicago            | 11/27/05        |
| Joey Galloway (5)       | 9         | 161        | at Atlanta             | 9/17/06         |
| Joey Galloway (6)       | 4         | 110        | at New Orleans         | 10/8/06         |
| Joey Galloway (7)       | 3         | 107        | at Chicago             | 12/17/06        |
| Joey Galloway (8)       | 8         | 118        | vs. Seattle            | 12/31/06        |
| Joey Galloway (9)       | 4         | 135        | vs. New Orleans        | 9/16/07         |
| Ike Hilliard            | 7         | 114        | at Carolina            | 9/30/07         |
| Joey Galloway (10)      | 6         | 115        | vs. Jacksonville       | 10/28/07        |
| Joey Galloway (11)      | 7         | 159        | at New Orleans         | 12/2/07         |
| Antonio Bryant          | 10        | 138        | at Chicago             | 9/21/08         |
| Antonio Bryant (2)      | 6         | 115        | vs. Seattle            | 10/19/08        |
| Antonio Bryant (3)      | 8         | 115        | at Kansas City         | 11/2/08         |
| Antonio Bryant (4)      | 9         | 200        | at Carolina            | 12/8/08         |
| Antonio Bryant (5)      | 8         | 108        | at Atlanta             | 12/14/08        |
| Antonio Bryant (6)      | 6         | 127        | vs. San Diego          | 12/21/08        |
| Kellen Winslow          | 9         | 102        | at Philadelphia        | 10/11/09        |
| Kellen Winslow (2)      | 7         | 102        | at Miami               | 11/15/09        |
| Antonio Bryant (7)      | 5         | 116        | at Carolina            | 12/6/09         |
| Mike Williams           | 4         | 105        | at Arizona             | 10/31/10        |
| Arrelious Benn          | 4         | 122        | at Washington          | 12/12/10        |
| Kellen Winslow (3)      | 9         | 132        | at Green Bay           | 11/20/11        |
| Vincent Jackson         | 5         | 128        | at N.Y. Giants         | 9/16/12         |
| Vincent Jackson (2)     | 6         | 100        | vs. Washington         | 9/30/12         |
| Mike Williams (2)       | 4         | 115        | vs. Washington         | 9/30/12         |
| Mike Williams (3)       | 4         | 113        | vs. Kansas City        | 10/14/12        |
| Vincent Jackson (3)     | 7         | 216        | vs. New Orleans        | 10/21/12        |
| Vincent Jackson (4)     | 6         | 131        | vs. Philadelphia       | 12/9/12         |
| Vincent Jackson (5)     | 7         | 108        | vs. St. Louis          | 12/23/12        |
| Mike Williams (4)       | 7         | 132        | vs. St. Louis          | 12/23/12        |
| Vincent Jackson (6)     | 7         | 154        | at N.Y. Jets           | 9/8/13          |
| Vincent Jackson (7)     | 9         | 114        | vs. Philadelphia       | 10/13/13        |
| Vincent Jackson (8)     | 10        | 138        | at Atlanta             | 10/20/13        |
| Vincent Jackson (9)     | 10        | 165        | vs. Atlanta            | 11/17/13        |
| Tiquan Underwood        | 3         | 108        | at Detroit             | 11/24/13        |
| Vincent Jackson (10)    | 8         | 144        | at New Orleans         | 10/5/14         |
| <b>Mike Evans</b>       | <b>7</b>  | <b>124</b> | <b>at Cleveland</b>    | <b>11/2/14</b>  |
| <b>Mike Evans (2)</b>   | <b>7</b>  | <b>125</b> | <b>vs. Atlanta</b>     | <b>11/9/14</b>  |
| <b>Mike Evans (3)</b>   | <b>7</b>  | <b>209</b> | <b>at Washington</b>   | <b>11/16/14</b> |
| Vincent Jackson (11)    | 5         | 117        | at Chicago             | 11/23/14        |
| Louis Murphy            | 6         | 113        | at Chicago             | 11/23/14        |
| Vincent Jackson (12)    | 10        | 159        | at Detroit             | 12/7/14         |
| Austin Seferian-Jenkins | 5         | 110        | vs. Tennessee          | 9/13/15         |
| <b>Mike Evans (4)</b>   | <b>7</b>  | <b>101</b> | <b>at Houston</b>      | <b>9/27/15</b>  |
| Vincent Jackson (13)    | 10        | 147        | vs. Carolina           | 10/4/15         |
| <b>Mike Evans (5)</b>   | <b>8</b>  | <b>164</b> | <b>at Washington</b>   | <b>10/25/15</b> |
| <b>Mike Evans (6)</b>   | <b>8</b>  | <b>150</b> | <b>vs. N.Y. Giants</b> | <b>11/8/15</b>  |
| <b>Mike Evans (7)</b>   | <b>8</b>  | <b>126</b> | <b>vs. Dallas</b>      | <b>11/15/15</b> |
| <b>Mike Evans (8)</b>   | <b>9</b>  | <b>157</b> | <b>at St. Louis</b>    | <b>12/17/15</b> |
| <b>Mike Evans (9)</b>   | <b>10</b> | <b>132</b> | <b>vs. Los Angeles</b> | <b>9/25/16</b>  |
| Adam Humphries          | 9         | 100        | vs. Los Angeles        | 9/25/16         |
| <b>Mike Evans (10)</b>  | <b>11</b> | <b>150</b> | <b>vs. Atlanta</b>     | <b>11/3/16</b>  |
| <b>Mike Evans (11)</b>  | <b>6</b>  | <b>105</b> | <b>at Kansas City</b>  | <b>11/20/16</b> |
| <b>Mike Evans (12)</b>  | <b>8</b>  | <b>104</b> | <b>vs. Seattle</b>     | <b>11/27/16</b> |
| DeSean Jackson          | 5         | 106        | vs. New England        | 10/5/17         |
| <b>Mike Evans (13)</b>  | <b>6</b>  | <b>107</b> | <b>at Carolina</b>     | <b>12/24/17</b> |

|                           |           |            |                            |                 |
|---------------------------|-----------|------------|----------------------------|-----------------|
| <b>Chris Godwin</b>       | <b>7</b>  | <b>111</b> | <b>vs. New Orleans</b>     | <b>12/31/17</b> |
| Adam Humphries            | 7         | 102        | vs. New Orleans            | 12/31/17        |
| DeSean Jackson (2)        | 5         | 146        | at New Orleans             | 9/9/18          |
| <b>Mike Evans (14)</b>    | <b>7</b>  | <b>147</b> | <b>at New Orleans</b>      | <b>9/9/18</b>   |
| DeSean Jackson (3)        | 4         | 129        | vs. Philadelphia           | 9/16/18         |
| <b>Mike Evans (15)</b>    | <b>6</b>  | <b>137</b> | <b>vs. Pittsburgh</b>      | <b>9/24/18</b>  |
| DeSean Jackson (4)        | 5         | 112        | at Chicago                 | 9/30/18         |
| <b>Mike Evans (16)</b>    | <b>7</b>  | <b>107</b> | <b>vs. Cleveland</b>       | <b>10/21/18</b> |
| <b>Mike Evans (17)</b>    | <b>6</b>  | <b>179</b> | <b>at Cincinnati</b>       | <b>10/28/18</b> |
| Jacquizz Rodgers          | 8         | 102        | vs. Washington             | 11/11/18        |
| <b>Chris Godwin (2)</b>   | <b>7</b>  | <b>103</b> | <b>vs. Washington</b>      | <b>11/11/18</b> |
| <b>Mike Evans (18)</b>    | <b>6</b>  | <b>120</b> | <b>at N.Y. Giants</b>      | <b>11/18/18</b> |
| <b>Mike Evans (19)</b>    | <b>6</b>  | <b>116</b> | <b>vs. San Francisco</b>   | <b>11/25/18</b> |
| <b>Chris Godwin (3)</b>   | <b>5</b>  | <b>101</b> | <b>vs. Carolina</b>        | <b>12/2/18</b>  |
| <b>Mike Evans (20)</b>    | <b>4</b>  | <b>121</b> | <b>at Baltimore</b>        | <b>12/16/18</b> |
| <b>Mike Evans (21)</b>    | <b>6</b>  | <b>106</b> | <b>vs. Atlanta</b>         | <b>12/30/18</b> |
| <b>Chris Godwin (4)</b>   | <b>6</b>  | <b>114</b> | <b>vs. Atlanta</b>         | <b>12/30/18</b> |
| <b>Chris Godwin (5)</b>   | <b>8</b>  | <b>121</b> | <b>at Carolina</b>         | <b>9/12/19</b>  |
| <b>Mike Evans (22)</b>    | <b>8</b>  | <b>190</b> | <b>vs. New York Giants</b> | <b>9/22/19</b>  |
| <b>Chris Godwin (6)</b>   | <b>12</b> | <b>172</b> | <b>at Los Angeles Rams</b> | <b>9/29/19</b>  |
| <b>Chris Godwin (7)</b>   | <b>7</b>  | <b>125</b> | <b>at New Orleans</b>      | <b>10/6/19</b>  |
| <b>Chris Godwin (8)</b>   | <b>10</b> | <b>151</b> | <b>vs. Carolina</b>        | <b>10/13/19</b> |
| <b>Mike Evans (23)</b>    | <b>11</b> | <b>198</b> | <b>at Tennessee</b>        | <b>10/27/19</b> |
| <b>Mike Evans (24)</b>    | <b>12</b> | <b>180</b> | <b>at Seattle</b>          | <b>11/3/19</b>  |
| <b>Chris Godwin (9)</b>   | <b>7</b>  | <b>184</b> | <b>at Atlanta</b>          | <b>11/24/19</b> |
| <b>Chris Godwin (10)</b>  | <b>5</b>  | <b>121</b> | <b>at Detroit</b>          | <b>12/15/19</b> |
| Breshad Perriman (1)      | 5         | 113        | at Detroit                 | 12/15/19        |
| Breshad Perriman (2)      | 7         | 102        | vs. Houston                | 12/21/19        |
| Breshad Perriman (3)      | 5         | 134        | vs. Atlanta                | 12/29/19        |
| <b>Mike Evans (25)</b>    | <b>7</b>  | <b>104</b> | <b>vs. Carolina</b>        | <b>9/20/20</b>  |
| <b>Mike Evans (26)</b>    | <b>7</b>  | <b>122</b> | <b>vs. LA Chargers</b>     | <b>10/4/20</b>  |
| Scotty Miller             | 6         | 109        | at Las Vegas               | 10/25/20        |
| Rob Gronkowski            | 6         | 106        | vs. Kansas City            | 11/29/20        |
| <b>Mike Evans (27)</b>    | <b>6</b>  | <b>110</b> | <b>at Atlanta</b>          | <b>12/20/20</b> |
| <b>Mike Evans (28)</b>    | <b>10</b> | <b>181</b> | <b>at Detroit</b>          | <b>12/26/20</b> |
| Antonio Brown             | 11        | 138        | vs. Atlanta                | 1/3/21          |
| <b>Chris Godwin (11)</b>  | <b>5</b>  | <b>133</b> | <b>vs. Atlanta</b>         | <b>1/3/21</b>   |
| <b>Mike Evans (29)*</b>   | <b>6</b>  | <b>119</b> | <b>at Washington</b>       | <b>1/9/21</b>   |
| <b>Chris Godwin (12)*</b> | <b>5</b>  | <b>110</b> | <b>at Green Bay</b>        | <b>1/24/21</b>  |
| <b>Chris Godwin (13)</b>  | <b>9</b>  | <b>105</b> | <b>vs. Dallas</b>          | <b>9/9/21</b>   |
| Antonio Brown (2)         | 5         | 121        | vs. Dallas                 | 9/9/21          |
| <b>Mike Evans (30)</b>    | <b>8</b>  | <b>106</b> | <b>at LA Rams</b>          | <b>9/26/21</b>  |
| <b>Mike Evans (31)</b>    | <b>6</b>  | <b>113</b> | <b>vs. Miami</b>           | <b>10/10/21</b> |
| Antonio Brown (3)         | 7         | 124        | vs. Miami                  | 10/10/21        |
| <b>Chris Godwin (14)</b>  | <b>8</b>  | <b>111</b> | <b>vs. Chicago</b>         | <b>10/24/21</b> |
| <b>Chris Godwin (15)</b>  | <b>8</b>  | <b>140</b> | <b>at New Orleans</b>      | <b>10/31/21</b> |
| Rob Gronkowski (2)        | 7         | 123        | at Indianapolis            | 11/28/21        |
| <b>Chris Godwin (16)</b>  | <b>15</b> | <b>143</b> | <b>at Atlanta</b>          | <b>12/5/21</b>  |
| <b>Chris Godwin (17)</b>  | <b>10</b> | <b>105</b> | <b>vs. Buffalo</b>         | <b>12/12/21</b> |
| Antonio Brown (4)         | 10        | 101        | at Carolina                | 12/26/21        |
| Rob Gronkowski (3)        | 7         | 115        | at NY Jets                 | 1/2/22          |
| Rob Gronkowski (4)        | 7         | 137        | vs. Carolina               | 1/9/22          |
| <b>Mike Evans (32)*</b>   | <b>9</b>  | <b>117</b> | <b>vs. Philadelphia</b>    | <b>1/16/22</b>  |
| <b>Mike Evans (33)*</b>   | <b>8</b>  | <b>119</b> | <b>vs. LA Rams</b>         | <b>1/23/22</b>  |
| <b>Mike Evans (34)</b>    | <b>8</b>  | <b>103</b> | <b>vs. Kansas City</b>     | <b>10/02/22</b> |
| <b>Mike Evans (35)</b>    | <b>6</b>  | <b>123</b> | <b>vs. Baltimore</b>       | <b>10/27/22</b> |
| <b>Chris Godwin (18)</b>  | <b>12</b> | <b>110</b> | <b>at Cleveland</b>        | <b>11/27/22</b> |
| <b>Chris Godwin (19)</b>  | <b>9</b>  | <b>120</b> | <b>vs. Carolina</b>        | <b>1/1/23</b>   |
| <b>Mike Evans (36)</b>    | <b>10</b> | <b>207</b> | <b>vs. Carolina</b>        | <b>1/1/23</b>   |
| <b>Mike Evans (37)</b>    | <b>6</b>  | <b>171</b> | <b>vs. Chicago</b>         | <b>9/17/23</b>  |
| <b>Chris Godwin (20)</b>  | <b>8</b>  | <b>114</b> | <b>at New Orleans</b>      | <b>10/1/23</b>  |
| <b>Mike Evans (38)</b>    | <b>6</b>  | <b>143</b> | <b>vs. Tennessee</b>       | <b>11/12/23</b> |
| <b>Mike Evans (39)</b>    | <b>7</b>  | <b>162</b> | <b>vs. Carolina</b>        | <b>12/3/23</b>  |
| <b>Chris Godwin (21)</b>  | <b>10</b> | <b>155</b> | <b>at Green Bay</b>        | <b>12/17/23</b> |
| <b>Mike Evans (40)*</b>   | <b>8</b>  | <b>147</b> | <b>at Detroit</b>          | <b>1/21/24</b>  |

# Replacement game

\* Playoff game

**100-YARD RECEIVERS SUMMARY** (\*Includes one playoff game per asterisk)

**Mike Evans (40\*\*\*\*\*)**, **Chris Godwin (21\*)**, Mark Carrier (15), Kevin House (14), Vincent Jackson (13), Keyshawn Johnson (12\*), Joey Galloway (11), Antonio Bryant (7), Jimmie Giles (7), Keenan McCardell (6), Horace Copeland (5), Bruce Hill (5), Antonio Brown (4), Gerald Carter (4), Lawrence Dawsey (4), Jacquez Green (4), Rob Gronkowski (4), Courtney Hawkins (4), DeSean Jackson (4), Morris Owens (4), Mike Williams (4), Warrick Dunn (3), Breshad Perriman (3), James Wilder (3), Kellen Winslow (3), Michael Clayton (2), Jackie Harris (2), Adam Humphries (2), Gordon Jones (2), Reidel Anthony (1), Arrelious Benn (1), Willie Drewrey (1), Jerry Eckwood (1), Bert Emanuel (1), Isaac Hagins (1), Ron Hall (1), Alvin Harper (1), Ike Hilliard (1), Steve Holloway (1), Joe Jurevicius (1), Calvin Magee (1), Scotty Miller (1), Louis Murphy (1), Michael Pittman (1), Jacquizz Rodgers (1), Bill Schroeder (1), Austin Seferian-Jenkins (1), Tiquan Underwood (1), Charles Wilson (1).

**300-YARD PASSING GAMES (125)**

| PLAYER                | ATT. | COMP. | YARDS | TD | OPPONENT         | DATE     |
|-----------------------|------|-------|-------|----|------------------|----------|
| Doug Williams         | 35   | 16    | 311   | 1  | vs. Minnesota    | 10/1/78  |
| Doug Williams (2)     | 56   | 30    | 343   | 3  | vs. Cleveland    | 9/28/80  |
| Doug Williams (3)     | 45   | 21    | 302   | 3  | vs. Pittsburgh   | 11/9/80  |
| Doug Williams (4)     | 55   | 30    | 486   | 4  | at Minnesota     | 11/6/80  |
| Doug Williams (5)     | 29   | 16    | 350   | 1  | vs. Chicago      | 12/20/80 |
| Doug Williams (6)     | 40   | 17    | 324   | 1  | at Chicago       | 9/20/81  |
| Doug Williams (7)     | 30   | 16    | 335   | 2  | at Oakland       | 10/18/81 |
| Doug Williams (8)     | 29   | 19    | 336   | 2  | vs. Atlanta      | 12/6/81  |
| Doug Williams (9)     | 35   | 22    | 321   | 1  | vs. San Diego    | 12/13/81 |
| Doug Williams (10)    | 49   | 25    | 367   | 2  | vs. Chicago      | 1/2/83   |
| Jack Thompson         | 40   | 30    | 316   | 1  | vs. Cincinnati   | 9/25/83  |
| Jack Thompson (2)     | 46   | 25    | 337   | 3  | at San Francisco | 12/4/83  |
| Jack Thompson (3)     | 42   | 28    | 373   | 3  | at Detroit       | 12/18/83 |
| Steve DeBerg          | 41   | 26    | 316   | 2  | at San Francisco | 11/18/84 |
| Steve DeBerg (2)      | 44   | 27    | 322   | 2  | vs. L.A. Rams    | 11/25/84 |
| Steve DeBerg (3)      | 43   | 23    | 346   | 2  | vs. Chicago      | 10/6/85  |
| Steve DeBerg (4)      | 32   | 19    | 365   | 4  | at Miami         | 10/20/85 |
| Steve DeBerg (5)      | 34   | 24    | 333   | 5  | vs. Atlanta      | 9/13/87  |
| Steve DeBerg (6)      | 37   | 23    | 303   | 3  | at St. Louis     | 11/8/87  |
| Vinny Testaverde      | 47   | 22    | 369   | 2  | at New Orleans   | 12/6/87  |
| Vinny Testaverde (2)  | 45   | 21    | 324   | 2  | vs. Philadelphia | 9/4/88   |
| Vinny Testaverde (3)  | 37   | 20    | 300   | 1  | vs. Green Bay    | 10/2/88  |
| Vinny Testaverde (4)  | 42   | 25    | 469   | 2  | at Indianapolis  | 10/16/88 |
| Vinny Testaverde (5)  | 52   | 22    | 305   | 1  | at Chicago       | 11/6/88  |
| Vinny Testaverde (6)  | 38   | 19    | 311   | 3  | at Washington    | 10/22/89 |
| Vinny Testaverde (7)  | 39   | 23    | 336   | 3  | at Cincinnati    | 10/29/89 |
| Vinny Testaverde (8)  | 50   | 27    | 370   | 2  | vs. Cleveland    | 11/5/89  |
| Vinny Testaverde (9)  | 48   | 31    | 328   | 2  | at Houston       | 12/10/89 |
| Vinny Testaverde (10) | 33   | 17    | 351   | 2  | vs. Atlanta      | 12/2/90  |
| Vinny Testaverde (11) | 41   | 23    | 330   | 2  | vs. Minnesota    | 12/8/91  |
| Vinny Testaverde (12) | 25   | 22    | 363   | 2  | vs. Green Bay    | 9/13/92  |
| Craig Erickson        | 28   | 18    | 318   | 4  | at Atlanta       | 10/31/93 |
| Craig Erickson (2)    | 24   | 19    | 313   | 3  | vs. Indianapolis | 9/11/94  |
| Trent Dilfer          | 48   | 27    | 312   | 0  | at Green Bay     | 11/26/95 |
| Trent Dilfer (2)      | 40   | 30    | 327   | 0  | at San Diego     | 11/17/96 |
| Trent Dilfer (3)      | 39   | 25    | 301   | 2  | at Minnesota     | 10/3/99  |
| Brad Johnson          | 56   | 40    | 399   | 0  | vs. Chicago      | 11/18/01 |
| Brad Johnson (2)      | 54   | 31    | 305   | 1  | vs. Detroit      | 12/9/01  |
| Brad Johnson (3)      | 31   | 24    | 313   | 5  | vs. Minnesota    | 11/3/02  |
| Brad Johnson (4)      | 61   | 34    | 339   | 1  | vs. Carolina     | 9/14/03  |
| Brad Johnson (5)      | 39   | 26    | 318   | 3  | vs. Indianapolis | 10/6/03  |
| Brad Johnson (6)      | 46   | 27    | 321   | 2  | vs. New Orleans  | 11/2/03  |
| Brad Johnson (7)      | 48   | 34    | 346   | 4  | vs. Atlanta      | 12/20/03 |
| Brad Johnson (8)      | 36   | 22    | 309   | 2  | at Oakland       | 9/26/04  |
| Brian Griese          | 39   | 27    | 347   | 2  | at Carolina      | 11/28/04 |
| Brian Griese (2)      | 50   | 36    | 392   | 3  | at San Diego     | 12/12/04 |
| Brian Griese (3)      | 41   | 30    | 321   | 3  | vs. Carolina     | 12/26/04 |
| Brian Griese (4)      | 39   | 22    | 302   | 2  | vs. Detroit      | 10/2/05  |
| Chris Simms           | 53   | 28    | 313   | 0  | at Atlanta       | 9/17/06  |
| Jeff Garcia           | 45   | 37    | 316   | 2  | at Detroit       | 10/21/07 |
| Luke McCown           | 37   | 29    | 313   | 2  | at New Orleans   | 12/2/07  |
| Brian Griese (5)      | 67   | 38    | 407   | 2  | at Chicago       | 9/21/08  |
| Jeff Garcia (2)       | 36   | 27    | 310   | 1  | vs. Seattle      | 10/19/08 |
| Jeff Garcia (3)       | 43   | 31    | 339   | 1  | at Kansas City   | 11/2/08  |
| Jeff Garcia (4)       | 38   | 24    | 321   | 2  | at Carolina      | 12/8/08  |
| Josh Freeman          | 44   | 23    | 321   | 0  | at Carolina      | 12/6/09  |
| Josh Freeman (2)      | 41   | 23    | 303   | 2  | vs. New Orleans  | 10/16/11 |
| Josh Freeman (3)      | 38   | 28    | 342   | 2  | at Green Bay     | 11/20/11 |
| Josh Freeman (4)      | 26   | 15    | 328   | 3  | vs. Kansas City  | 10/14/12 |
| Josh Freeman (5)      | 42   | 24    | 420   | 3  | vs. New Orleans  | 10/21/12 |
| Josh Freeman (6)      | 54   | 30    | 372   | 1  | vs. St. Louis    | 12/23/12 |
| Mike Glennon          | 42   | 21    | 302   | 2  | at Pittsburgh    | 9/28/14  |
| Mike Glennon (2)      | 44   | 24    | 314   | 2  | vs. Baltimore    | 10/12/14 |
| Josh McCown           | 43   | 27    | 301   | 2  | vs. Atlanta      | 11/9/14  |
| Josh McCown (2)       | 48   | 25    | 341   | 1  | at Chicago       | 11/23/14 |
| Jameis Winston        | 50   | 29    | 363   | 2  | at St. Louis     | 12/17/15 |
| Jameis Winston (2)    | 47   | 29    | 325   | 0  | at Carolina      | 1/3/16   |
| Jameis Winston (3)    | 58   | 36    | 405   | 3  | vs. Los Angeles  | 9/25/16  |
| Jameis Winston (4)    | 33   | 23    | 312   | 2  | vs. Chicago      | 11/13/16 |
| Jameis Winston (5)    | 39   | 24    | 331   | 1  | at Kansas City   | 11/20/16 |
| Jameis Winston (6)    | 40   | 28    | 328   | 2  | at Minnesota     | 9/24/17  |
| Jameis Winston (7)    | 38   | 22    | 332   | 3  | vs. N.Y. Giants  | 10/1/17  |
| Jameis Winston (8)    | 46   | 26    | 334   | 1  | vs. New England  | 10/5/17  |
| Jameis Winston (9)    | 44   | 32    | 384   | 3  | at Buffalo       | 10/22/17 |
| Jameis Winston (10)   | 27   | 21    | 367   | 1  | at Carolina      | 12/24/17 |
| Jameis Winston (11)   | 51   | 28    | 363   | 1  | vs. New Orleans  | 12/31/17 |
| Ryan Fitzpatrick (1)  | 28   | 21    | 417   | 4  | at New Orleans   | 9/9/18   |

|                            |           |           |            |          |                         |                 |
|----------------------------|-----------|-----------|------------|----------|-------------------------|-----------------|
| Ryan Fitzpatrick (2)       | 33        | 27        | 402        | 4        | vs. Philadelphia        | 9/16/18         |
| Ryan Fitzpatrick (3)       | 30        | 50        | 411        | 3        | vs. Pittsburgh          | 9/24/18         |
| Jameis Winston (12)        | 41        | 30        | 385        | 4        | at Atlanta              | 10/14/18        |
| Jameis Winston (13)        | 52        | 32        | 365        | 0        | vs. Cleveland           | 10/21/18        |
| Ryan Fitzpatrick (4)       | 41        | 29        | 406        | 0        | vs. Washington          | 11/11/18        |
| Jameis Winston (14)        | 38        | 29        | 312        | 2        | vs. San Francisco       | 11/25/18        |
| Jameis Winston (15)        | 48        | 34        | 336        | 1        | at Dallas               | 12/23/18        |
| Jameis Winston (16)        | 35        | 22        | 345        | 4        | vs. Atlanta             | 12/30/18        |
| Jameis Winston (17)        | 37        | 23        | 380        | 3        | vs. New York Giants     | 9/22/19         |
| Jameis Winston (18)        | 41        | 28        | 385        | 4        | at Los Angeles Rams     | 9/29/19         |
| Jameis Winston (19)        | 54        | 30        | 400        | 1        | vs. Carolina            | 10/13/19        |
| Jameis Winston (20)        | 43        | 21        | 301        | 2        | at Tennessee            | 10/27/19        |
| Jameis Winston (21)        | 44        | 29        | 335        | 2        | at Seattle              | 11/3/19         |
| Jameis Winston (22)        | 48        | 30        | 358        | 1        | vs. Arizona             | 11/10/19        |
| Jameis Winston (23)        | 51        | 30        | 313        | 2        | vs. New Orleans         | 11/17/19        |
| Jameis Winston (24)        | 28        | 18        | 313        | 3        | at Atlanta              | 11/24/19        |
| Jameis Winston (25)        | 45        | 33        | 456        | 4        | vs. Indianapolis        | 12/8/19         |
| Jameis Winston (26)        | 42        | 28        | 458        | 4        | at Detroit              | 12/15/19        |
| Jameis Winston (27)        | 48        | 25        | 335        | 1        | vs. Houston             | 12/21/19        |
| Tom Brady                  | 46        | 30        | 369        | 5        | vs. LA Chargers         | 10/4/20         |
| Tom Brady (2)              | 45        | 33        | 369        | 4        | at Las Vegas            | 10/25/20        |
| Tom Brady (3)              | 39        | 28        | 341        | 3        | at Carolina             | 11/15/20        |
| Tom Brady (4)              | 41        | 27        | 345        | 3        | vs. Kansas City         | 11/29/20        |
| Tom Brady (5)              | 45        | 31        | 390        | 2        | at Atlanta              | 12/20/20        |
| Tom Brady (6)              | 27        | 22        | 348        | 4        | at Detroit              | 12/26/20        |
| Tom Brady (7)              | 41        | 26        | 399        | 4        | vs. Atlanta             | 1/3/21          |
| Tom Brady (8)*             | 40        | 22        | 381        | 2        | at Washington           | 1/9/21          |
| Tom Brady (9)              | 50        | 32        | 379        | 4        | vs. Dallas              | 9/9/21          |
| Tom Brady (10)             | 55        | 41        | 432        | 1        | at LA Rams              | 9/26/21         |
| Tom Brady (11)             | 41        | 30        | 411        | 5        | vs. Miami               | 10/10/21        |
| Tom Brady (12)             | 40        | 28        | 375        | 4        | at New Orleans          | 10/31/21        |
| Tom Brady (13)             | 46        | 30        | 307        | 2        | vs. NY Giants           | 11/22/21        |
| Tom Brady (14)             | 51        | 38        | 368        | 4        | at Atlanta              | 12/5/21         |
| Tom Brady (15)             | 46        | 31        | 363        | 2        | vs. Buffalo             | 12/12/21        |
| Tom Brady (16)             | 50        | 34        | 410        | 3        | at NY Jets              | 1/2/22          |
| Tom Brady (17)             | 37        | 29        | 326        | 3        | vs. Carolina            | 1/9/22          |
| Tom Brady (18)*            | 54        | 30        | 329        | 1        | vs. LA Rams             | 1/23/22         |
| Tom Brady (19)             | 52        | 39        | 385        | 3        | vs. Kansas              | 10/2/22         |
| Tom Brady (20)             | 52        | 35        | 351        | 1        | vs. Atlanta             | 10/9/22         |
| Tom Brady (21)             | 44        | 26        | 325        | 1        | vs. Baltimore           | 10/27/22        |
| Tom Brady (22)             | 44        | 30        | 312        | 3        | vs. Cincinnati          | 1/23/22         |
| Tom Brady (23)             | 45        | 34        | 432        | 3        | vs. Carolina            | 1/1/23          |
| Tom Brady (24)*            | 66        | 35        | 351        | 2        | vs. Dallas              | 1/16/23         |
| <b>Baker Mayfield</b>      | <b>34</b> | <b>26</b> | <b>317</b> | <b>1</b> | <b>vs. Chicago</b>      | <b>9/17/23</b>  |
| <b>Baker Mayfield (2)</b>  | <b>28</b> | <b>22</b> | <b>381</b> | <b>4</b> | <b>at Green Bay</b>     | <b>12/17/23</b> |
| <b>Baker Mayfield (3)</b>  | <b>33</b> | <b>22</b> | <b>309</b> | <b>2</b> | <b>vs. New Orleans</b>  | <b>12/24/23</b> |
| <b>Baker Mayfield (4)*</b> | <b>36</b> | <b>22</b> | <b>337</b> | <b>3</b> | <b>vs. Philadelphia</b> | <b>1/15/24</b>  |
| <b>Baker Mayfield (5)*</b> | <b>41</b> | <b>26</b> | <b>349</b> | <b>3</b> | <b>at Detroit</b>       | <b>1/21/24</b>  |

\* Playoff game

**300-YARD PASSERS SUMMARY** (\*Includes one playoff game per asterisk)

Jameis Winston (27), Tom Brady (24\*), Vinny Testaverde (12), Doug Williams (10), Brad Johnson (8), Steve DeBerg (6), Josh Freeman (6), Brian Griese (5), **Baker Mayfield (5\*)**, Ryan Fitzpatrick (4), Jeff Garcia (4), Trent Dilfer (3), Jack Thompson (3), Craig Erickson (2), Mike Glennon (2), Josh McCown (2), Luke McCown (1), Chris Simms (1)

**MULTIPLE-SACK GAMES (197)**

| PLAYER                | SACKS | OPPONENT         | DATE     |
|-----------------------|-------|------------------|----------|
| Lee Roy Selmon        | 2.0   | at Houston       | 9/12/76  |
| Council Rudolph       | 2.0   | vs. Miami        | 10/24/76 |
| Lee Roy Selmon (2)    | 2.0   | at Philadelphia  | 9/18/77  |
| Council Rudolph (2)   | 2.0   | at Detroit       | 11/20/77 |
| Lee Roy Selmon (3)    | 2.0   | vs. Atlanta      | 11/27/77 |
| Lee Roy Selmon (4)    | 2.0   | vs. Chicago      | 12/4/77  |
| Lee Roy Selmon (5)    | 3.0   | at New Orleans   | 12/11/77 |
| Lee Roy Selmon (6)    | 3.0   | at Minnesota     | 9/17/78  |
| Lee Roy Selmon (7)    | 2.0   | at N.Y. Giants   | 10/15/78 |
| Dave Pear             | 2.0   | vs. Chicago      | 10/22/78 |
| Dave Pear (2)         | 3.0   | at San Francisco | 12/10/78 |
| Charley Hannah        | 2.0   | at San Francisco | 12/10/78 |
| Randy Crowder         | 2.0   | at Baltimore     | 9/9/79   |
| David Lewis           | 2.0   | at Baltimore     | 9/9/79   |
| Lee Roy Selmon (8)    | 2.0   | at Baltimore     | 9/9/79   |
| Lee Roy Selmon (9)    | 2.0   | at Green Bay     | 9/16/79  |
| Lee Roy Selmon (10)   | 2.0   | vs. L.A. Rams    | 9/23/79  |
| Lee Roy Selmon (11) * | 2.0   | vs. Philadelphia | 12/29/79 |
| Randy Crowder (2)     | 2.0   | at Cincinnati    | 9/7/80   |
| Dave Stalls           | 2.0   | vs. Detroit      | 11/23/80 |
| David Logan           | 2.0   | vs. Minnesota    | 12/7/80  |

|                      |     |                   |          |
|----------------------|-----|-------------------|----------|
| Lee Roy Selmon (12)  | 3.0 | at Detroit        | 12/14/80 |
| Lee Roy Selmon (13)  | 2.0 | vs. Minnesota     | 9/5/81   |
| Hugh Green           | 2.0 | vs. Denver        | 11/15/81 |
| Lee Roy Selmon (14)  | 2.0 | at New Orleans    | 11/29/81 |
| Lee Roy Selmon (15)  | 2.0 | at Detroit        | 12/20/81 |
| Andy Hawkins         | 2.0 | vs. Washington    | 9/19/82  |
| Dave Stalls (2)      | 2.0 | vs. Chicago       | 1/2/83   |
| Lee Roy Selmon (16)  | 2.0 | vs. Detroit       | 9/4/83   |
| David Logan (2)      | 2.0 | at Dallas         | 10/9/83  |
| Lee Roy Selmon (17)  | 3.0 | vs. New Orleans   | 10/23/83 |
| David Logan (3)      | 2.0 | at Pittsburgh     | 10/30/83 |
| Lee Roy Selmon (18)  | 2.0 | at Minnesota      | 11/6/83  |
| David Logan (4)      | 2.0 | vs. Minnesota     | 10/7/84  |
| John Cannon          | 2.0 | vs. N.Y. Jets     | 12/16/84 |
| Hugh Green (2)       | 2.0 | vs. N.Y. Jets     | 12/16/84 |
| Lee Roy Selmon (19)  | 2.0 | vs. N.Y. Jets     | 12/16/84 |
| Ron Holmes           | 2.0 | vs. L.A. Rams     | 10/13/85 |
| David Logan (5)      | 2.0 | vs. L.A. Rams     | 10/13/85 |
| David Logan (6)      | 2.0 | at N.Y. Giants    | 11/3/85  |
| Kevin Kellin         | 2.5 | vs. Atlanta       | 9/13/87  |
| Calvin Turner #      | 3.0 | vs. Minnesota     | 10/18/87 |
| Miles Turpin #       | 2.0 | vs. Minnesota     | 10/18/87 |
| Ron Holmes (2)       | 2.5 | vs. Chicago       | 10/25/87 |
| Chris Washington     | 2.0 | at Green Bay      | 11/1/87  |
| Chris Washington (2) | 2.0 | at St. Louis      | 11/8/87  |
| Curt Jarvis          | 2.0 | at L.A. Rams      | 11/29/87 |
| Ron Holmes (3)       | 3.0 | vs. St. Louis     | 12/20/87 |
| Ron Holmes (4)       | 2.0 | vs. Minnesota     | 10/23/88 |
| Kevin Murphy         | 2.0 | vs. San Francisco | 9/17/89  |
| Kevin Murphy (2)     | 2.0 | vs. New Orleans   | 9/24/89  |
| Ray Goff             | 2.0 | vs. Detroit       | 10/15/89 |
| Reuben Davis         | 2.0 | at Chicago        | 11/19/89 |
| Ervin Randle         | 3.0 | at Detroit        | 9/9/90   |
| Broderick Thomas     | 3.0 | at Dallas         | 10/7/90  |
| Broderick Thomas (2) | 2.0 | vs. Chicago       | 11/4/90  |
| Broderick Thomas (3) | 2.0 | at Detroit        | 9/29/91  |
| Keith McCants        | 2.0 | vs. Green Bay     | 10/27/91 |
| Tim Newton           | 2.0 | vs. Green Bay     | 10/27/91 |
| Broderick Thomas (4) | 2.0 | vs. Detroit       | 11/10/91 |
| Broderick Thomas (5) | 2.0 | vs. N.Y. Giants   | 11/24/91 |
| Broderick Thomas (6) | 2.0 | vs. Indianapolis  | 12/22/91 |
| Santana Dotson       | 2.0 | vs. Phoenix       | 9/6/92   |
| Santana Dotson (2)   | 2.0 | vs. Green Bay     | 9/13/92  |
| Ray Seals            | 2.0 | vs. Green Bay     | 9/13/92  |
| Broderick Thomas (7) | 3.0 | at Minnesota      | 9/20/92  |
| Santana Dotson (3)   | 2.0 | vs. Minnesota     | 11/8/92  |
| Ray Seals (2)        | 2.0 | vs. Minnesota     | 11/8/92  |
| Keith McCants (2)    | 2.0 | vs. Chicago       | 11/15/92 |
| Ray Seals (3)        | 2.0 | at Chicago        | 9/26/93  |
| Eric Curry           | 2.0 | at Minnesota      | 10/10/93 |
| Chidi Ahanotu        | 2.0 | vs. Jacksonville  | 11/19/95 |
| Eric Curry (2)       | 2.0 | vs. Detroit       | 12/23/95 |
| Warren Sapp          | 2.0 | vs. Seattle       | 9/22/96  |
| Lonnie Marts         | 2.0 | vs. Oakland       | 11/10/96 |
| Warren Sapp (2)      | 2.0 | at Minnesota      | 12/15/96 |
| Hardy Nickerson      | 2.0 | vs. Chicago       | 12/22/96 |
| Warren Sapp (3)      | 2.5 | vs. San Francisco | 8/31/97  |
| Brad Culpepper       | 3.0 | vs. Arizona       | 9/28/97  |
| Chidi Ahanotu (2)    | 2.0 | vs. Arizona       | 9/28/97  |
| Chidi Ahanotu (3)    | 2.0 | at Green Bay      | 10/5/97  |
| Brad Culpepper (2)   | 3.0 | at Atlanta        | 11/9/97  |
| Chidi Ahanotu (4)    | 2.0 | at N.Y. Giants    | 11/30/97 |
| Warren Sapp (4)      | 2.0 | vs. Chicago       | 12/21/97 |
| Warren Sapp (5) *    | 3.0 | at Green Bay      | 1/4/98   |
| Warren Sapp (6)      | 2.0 | at Green Bay      | 9/13/98  |
| Brad Culpepper (3)   | 2.0 | vs. Green Bay     | 12/7/98  |
| Regan Upshaw         | 2.0 | vs. Green Bay     | 12/7/98  |
| Steve White          | 2.0 | vs. Pittsburgh    | 12/13/98 |
| John Lynch           | 2.0 | at Washington     | 12/19/98 |
| Chidi Ahanotu (5)    | 3.0 | at Philadelphia   | 9/19/99  |
| Warren Sapp (7)      | 3.0 | at Philadelphia   | 9/19/99  |
| Marcus Jones         | 2.0 | at Philadelphia   | 9/19/99  |
| Marcus Jones (2)     | 2.0 | at Green Bay      | 10/10/99 |
| Warren Sapp (8)      | 2.0 | at Green Bay      | 10/10/99 |
| Brad Culpepper (4)   | 2.0 | vs. Minnesota     | 12/6/99  |
| Steve White (2) *    | 2.0 | vs. Washington    | 1/15/00  |
| Rondé Barber         | 2.5 | vs. Chicago       | 9/10/00  |
| Anthony McFarland    | 2.5 | at Detroit        | 9/17/00  |
| Warren Sapp (9)      | 3.0 | at Detroit        | 9/17/00  |

|                          |            |                     |                 |
|--------------------------|------------|---------------------|-----------------|
| Marcus Jones (3)         | 2.0        | at Minnesota        | 10/9/00         |
| Marcus Jones (4)         | 4.0        | vs. Detroit         | 10/19/00        |
| Warren Sapp (10)         | 2.0        | vs. Detroit         | 10/19/00        |
| Warren Sapp (11)         | 2.0        | vs. Buffalo         | 11/26/00        |
| Warren Sapp (12)         | 2.0        | at St. Louis        | 12/18/00        |
| Warren Sapp (13)         | 2.0        | at Detroit          | 11/11/01        |
| Steve White (3)          | 2.0        | vs. Chicago         | 11/18/01        |
| Warren Sapp (14)         | 2.0        | at St. Louis        | 11/26/01        |
| Simeon Rice              | 2.0        | at Cincinnati       | 12/2/01         |
| Simeon Rice (2)          | 2.0        | at Chicago          | 12/16/01        |
| Simeon Rice (3)          | 2.0        | vs. New Orleans     | 12/23/01        |
| Simeon Rice (4) *        | 2.0        | at Philadelphia     | 1/12/02         |
| Warren Sapp (15)         | 2.0        | at Cincinnati       | 9/29/02         |
| Warren Sapp (16)         | 2.0        | vs. Cleveland       | 10/13/02        |
| Simeon Rice (5)          | 2.0        | at Carolina         | 10/27/02        |
| Simeon Rice(6)           | 2.0        | vs. Minnesota       | 11/3/02         |
| Simeon Rice (7)          | 2.0        | vs. Carolina        | 11/17/02        |
| Simeon Rice (8)          | 2.0        | vs. Green Bay       | 11/24/02        |
| Simeon Rice (9)          | 3.0        | at New Orleans      | 12/1/02         |
| Simeon Rice (10) **      | 2.0        | vs. Oakland         | 1/26/03         |
| Simeon Rice (11)         | 2.0        | at Philadelphia     | 9/8/03          |
| Simeon Rice (12)         | 4.0        | at Washington       | 10/12/03        |
| Warren Sapp (17)         | 2.0        | at Washington       | 10/12/03        |
| Simeon Rice (13)         | 2.0        | at Carolina         | 11/9/03         |
| Warren Sapp (18)         | 2.0        | vs. N.Y. Giants     | 11/24/03        |
| Simeon Rice (14)         | 3.0        | at New Orleans      | 12/7/03         |
| Greg Spires              | 2.5        | vs. Houston         | 12/14/03        |
| Anthony McFarland (2)    | 2.0        | vs. Seattle         | 9/19/04         |
| Greg Spires (2)          | 2.0        | at St. Louis        | 10/18/04        |
| Simeon Rice (15)         | 2.0        | vs. Chicago         | 10/24/04        |
| Simeon Rice (16)         | 2.0        | vs. Atlanta         | 12/5/04         |
| Derrick Brooks           | 2.0        | vs. Atlanta         | 12/5/04         |
| Simeon Rice (17)         | 3.0        | vs. New Orleans     | 12/19/04        |
| Simeon Rice (18)         | 2.0        | vs. Washington      | 11/13/05        |
| Simeon Rice (19)         | 2.0        | vs. Atlanta         | 12/24/05        |
| Simeon Rice (20)         | 2.0        | vs. New Orleans     | 1/1/06          |
| Ellis Wyms               | 2.0        | vs. Cincinnati      | 10/15/06        |
| Greg Spires (3)          | 2.0        | at Cleveland        | 12/24/06        |
| Gaines Adams             | 2.0        | at Atlanta          | 11/18/07        |
| Stylez G. White          | 2.0        | at Atlanta          | 11/18/07        |
| Stylez G. White (2)      | 2.5        | at Houston          | 12/9/07         |
| Gaines Adams (2)         | 2.0        | vs. Atlanta         | 9/14/08         |
| Gaines Adams (3)         | 2.0        | at Dallas           | 10/26/08        |
| Jimmy Wilkerson          | 2.0        | at Detroit          | 11/23/08        |
| Jimmy Wilkerson (2)      | 3.0        | at Philadelphia     | 10/11/09        |
| Stylez G. White (3)      | 2.5        | at Atlanta          | 11/29/09        |
| Tim Crowder              | 2.0        | at Carolina         | 9/19/10         |
| Gerald McCoy             | 2.0        | at Baltimore        | 11/28/10        |
| Geno Hayes               | 2.0        | vs. Seattle         | 12/26/10        |
| Michael Bennett          | 2.0        | vs. Indianapolis    | 10/3/11         |
| Michael Bennett (2)      | 2.0        | at Dallas           | 9/23/12         |
| Gerald McCoy (2)         | 2.0        | at Dallas           | 9/23/12         |
| Michael Bennett (3)      | 2.0        | vs. Philadelphia    | 12/9/12         |
| Gerald McCoy (3)         | 2.0        | vs. Philadelphia    | 12/9/12         |
| <b>Lavonte David</b>     | <b>2.0</b> | <b>at N.Y. Jets</b> | <b>9/8/13</b>   |
| Mason Foster             | 2.0        | at N.Y. Jets        | 9/8/13          |
| Gerald McCoy (4)         | 3.0        | vs. Atlanta         | 11/17/13        |
| Michael Johnson          | 2.0        | at Pittsburgh       | 9/28/14         |
| Gerald McCoy (5)         | 2.0        | at Cleveland        | 11/2/14         |
| Jacques Smith            | 2.0        | at Washington       | 11/16/14        |
| Jacques Smith (2)        | 2.0        | at Detroit          | 12/7/14         |
| Jacques Smith (3)        | 3.0        | at New Orleans      | 9/20/15         |
| Howard Jones             | 2.0        | vs. Jacksonville    | 10/11/15        |
| <b>William Gholston</b>  | <b>2.0</b> | <b>vs. Atlanta</b>  | <b>12/6/15</b>  |
| <b>Lavonte David (2)</b> | <b>2.0</b> | <b>vs. Carolina</b> | <b>1/1/17</b>   |
| Gerald McCoy (5)         | 2.0        | vs. N.Y. Jets       | 11/12/17        |
| Jason Pierre-Paul        | 2.0        | vs. Pittsburgh      | 9/24/18         |
| Carl Nassib              | 2.0        | vs. Cleveland       | 10/21/18        |
| Jason Pierre-Paul (2)    | 2.0        | at Cincinnati       | 10/28/18        |
| Gerald McCoy (6)         | 2.0        | at N.Y. Giants      | 11/18/18        |
| <b>Lavonte David (3)</b> | <b>2.0</b> | <b>at Baltimore</b> | <b>12/13/18</b> |
| Shaquil Barrett (1)      | 3.0        | at Carolina         | 9/12/19         |
| Shaquil Barrett (2)      | 4.0        | vs. New York Giants | 9/22/19         |
| Devin White (1)          | 2.0        | at Atlanta          | 11/24/19        |
| Shaquil Barrett (3)      | 2.0        | at Jacksonville     | 12/1/19         |
| Jason Pierre-Paul (3)    | 3.0        | vs. Houston         | 12/21/19        |
| Shaquil Barrett (4)      | 3.0        | vs. Atlanta         | 12/29/19        |
| Jason Pierre-Paul (4)    | 2.0        | vs. Atlanta         | 12/29/19        |
| Ndamukong Suh            | 2.0        | vs. Carolina        | 9/20/20         |



|                               |            |                         |                 |
|-------------------------------|------------|-------------------------|-----------------|
| Shaquil Barrett (5)           | 2.0        | at Denver               | 9/27/20         |
| Devin White (2)               | 3.0        | at Las Vegas            | 10/25/20        |
| Shaquil Barrett (6)           | 2.0        | vs. Minnesota           | 12/13/20        |
| Devin White (3)               | 3.0        | at Atlanta              | 12/20/20        |
| Shaquil Barrett (7)*          | 3.0        | at Green Bay            | 1/24/21         |
| Jason Pierre-Paul (5)*        | 2.0        | at Green Bay            | 1/24/21         |
| <b>Joe Tryon-Shoyinka</b>     | <b>2.0</b> | <b>at New England</b>   | <b>10/3/21</b>  |
| Jason Pierre-Paul (6)         | 2.0        | vs. Chicago             | 10/24/21        |
| Devin White (4)               | 2.0        | at Washington           | 11/14/21        |
| <b>Vita Vea</b>               | <b>2.0</b> | <b>at Atlanta</b>       | <b>12/5/21</b>  |
| Ndamukong Suh (2)             | 2.0        | at Atlanta              | 12/5/21         |
| <b>William Gholston (2)</b>   | <b>2.5</b> | <b>at Carolina</b>      | <b>12/26/21</b> |
| Devin White (5)               | 2.0        | at Dallas               | 9/11/22         |
| Shaquil Barrett (9)           | 2.0        | at New Orleans          | 9/18/22         |
| <b>Vita Vea (2)</b>           | <b>2.0</b> | <b>vs. L.A. Rams</b>    | <b>11/06/22</b> |
| Devin White (6)               | 2.0        | vs. Seattle             | 11/13/22        |
| <b>Joe Tryon-Shoyinka (2)</b> | <b>2.0</b> | <b>vs. Chicago</b>      | <b>9/17/23</b>  |
| <b>Vita Vea (3)</b>           | <b>2.0</b> | <b>at New Orleans</b>   | <b>10/1/23</b>  |
| <b>Yaya Diaby</b>             | <b>2.0</b> | <b>at San Francisco</b> | <b>11/19/23</b> |

# Replacement game

\* Playoff game

\*\* Super Bowl XXXVII

**MULTIPLE-SACK GAMES SUMMARY** \*Includes one playoff game per asterisk and \*\*Super Bowl XXXVII) Mioneo Rice (20\*\*), Lee Roy Selmon (19), Warren Sapp (18), Shaquil Barrett (9\*), Gerald McCoy (7), Broderick Thomas (7), David Logan (6), Jason Pierre-Paul (6\*), Devin White (6), Chidi Ahanotu (5), Brad Culpepper (4), Ron Holmes (4), Marcus Jones (4), Gaines Adams (3), Michael Bennett (3), **Lavonte David (3)**, Santana Dotson (3), Ray Seals (3), Jacques Smith (3), Greg Spires (3), **Vita Vea (3)**, Steve White (3), Styles G. White (3), Randy Crowder (2), Eric Curry (2), **William Gholston (2)**, Hugh Green (2), Keith McCants (2), Anthony McFarland (2), Kevin Murphy (2), Dave Pear (2), Council Rudolph (2), Dave Stalls (2), Ndamukong Suh (2), **Joe Tryon-Shoyinka (2)**, Chris Washington (2), Jimmy Wilkerson (2), Rondé Barber (1), Derrick Brooks (1), John Cannon (1), Tim Crowder (1), Reuben Davis (1), **Yaya Diaby (1)**, Mason Foster (1), Ray Goff (1), Charley Hannah (1), Andy Hawkins (1), Geno Hayes (1), Curt Jarvis (1), Michael Johnson (1), Howard Jones (1), Kevin Kellin (1), David Lewis (1), John Lynch (1), Lonnie Marts (1), Carl Nassib (1), Tim Newton (1), Hardy Nickerson (1), Ervin Randle (1), Miles Turpin (1), Calvin Turner (1), Regan Upshaw (1), Ellis Wyms (1)

## TOP OPPONENT PERFORMANCES

### 100-YARD RUSHING GAMES (169)

| PLAYER             | ATT. | YARDS | OPPONENT         | DATE     |
|--------------------|------|-------|------------------|----------|
| Ronnie Coleman     | 25   | 142   | at Houston       | 9/12/76  |
| Bob Malone         | 22   | 118   | vs. Miami        | 10/24/76 |
| Otis Armstrong     | 18   | 116   | at Denver        | 11/7/76  |
| Clark Gaines       | 27   | 103   | at N.Y. Jets     | 11/14/76 |
| Rocky Bleier       | 29   | 118   | at Pittsburgh    | 12/5/76  |
| Andy Johnson       | 14   | 127   | vs. New England  | 12/12/76 |
| Walter Payton      | 33   | 101   | vs. Chicago      | 12/4/77  |
| Haskel Stanback    | 23   | 112   | vs. Atlanta      | 9/24/78  |
| Horace King        | 12   | 104   | at Detroit       | 11/12/78 |
| Roland Harper      | 25   | 144   | at Chicago       | 11/26/78 |
| Walter Payton (2)  | 27   | 105   | at Chicago       | 11/26/78 |
| Billy Taylor       | 33   | 148   | at Chicago       | 10/7/79  |
| Cullen Bryant *    | 18   | 106   | vs. L.A. Rams    | 1/6/80   |
| Tony Dorsett       | 20   | 100   | at Dallas        | 9/21/80  |
| Walter Payton (3)  | 28   | 133   | at Chicago       | 10/6/80  |
| Earl Campbell      | 33   | 203   | at Houston       | 10/19/80 |
| Walter Payton (4)  | 29   | 130   | vs. Chicago      | 12/20/80 |
| Wilbert Montgomery | 22   | 119   | at Philadelphia  | 10/25/81 |
| Ted Brown          | 31   | 129   | at Minnesota     | 11/8/81  |
| George Rogers      | 23   | 120   | at New Orleans   | 11/29/81 |
| John Riggins       | 34   | 136   | vs. Washington   | 9/19/82  |
| Walter Payton (5)  | 26   | 109   | vs. Chicago      | 1/2/83   |
| Tony Dorsett (2) * | 26   | 110   | at Dallas        | 1/9/83   |
| Walter Payton (6)  | 22   | 106   | vs. Chicago      | 11/20/83 |
| Matt Suhey         | 19   | 112   | vs. Chicago      | 11/20/83 |
| Wendell Tyler      | 16   | 102   | at San Francisco | 12/4/83  |
| Billy Sims         | 16   | 100   | at Detroit       | 10/14/84 |
| Eric Dickerson     | 28   | 191   | vs. L.A. Rams    | 11/25/84 |
| Walter Payton (7)  | 17   | 120   | at Chicago       | 9/8/85   |
| Joe Morris         | 26   | 132   | at N.Y. Giants   | 11/3/85  |
| Gerry Ellis        | 9    | 101   | at Green Bay     | 12/1/85  |
| Eddie Lee Ivery    | 13   | 109   | at Green Bay     | 12/1/85  |
| Randy McMillan     | 13   | 108   | vs. Indianapolis | 12/15/85 |
| Gerald Riggs       | 27   | 129   | vs. Atlanta      | 9/28/86  |
| Eric Dickerson (2) | 30   | 207   | at L.A. Rams     | 10/5/86  |
| Stump Mitchell     | 20   | 126   | vs. St. Louis    | 10/12/86 |
| Reuben Mayes       | 24   | 172   | at New Orleans   | 10/19/86 |
| Walter Payton (8)  | 20   | 139   | vs. Chicago      | 11/9/86  |
| Neal Anderson      | 16   | 115   | at Chicago       | 9/20/87  |

|                     |    |     |                  |          |
|---------------------|----|-----|------------------|----------|
| Darrin Nelson       | 17 | 103 | at Minnesota     | 11/15/87 |
| Charles White       | 29 | 137 | at L.A. Rams     | 11/29/87 |
| Stump Mitchell (2)  | 23 | 101 | vs. St. Louis    | 12/20/87 |
| Eric Dickerson (3)  | 33 | 196 | at Indianapolis  | 12/27/87 |
| Stump Mitchell (3)  | 18 | 110 | vs. Phoenix      | 9/18/88  |
| James Brooks        | 17 | 131 | at Cincinnati    | 10/29/89 |
| Neal Anderson (2)   | 15 | 100 | at Chicago       | 11/19/89 |
| Barry Sanders       | 21 | 104 | at Detroit       | 12/17/89 |
| Emmitt Smith        | 23 | 121 | at Dallas        | 10/7/90  |
| Craig Heyward       | 20 | 155 | at New Orleans   | 11/11/90 |
| Mike Rozier         | 23 | 115 | vs. Atlanta      | 12/2/90  |
| Barry Sanders (2)   | 27 | 160 | at Detroit       | 9/29/91  |
| Terry Allen         | 14 | 127 | at Minnesota     | 11/3/91  |
| Barry Sanders (3)   | 23 | 118 | vs. Detroit      | 11/10/91 |
| Mark Higgs          | 25 | 131 | at Miami         | 12/1/91  |
| Herschel Walker     | 16 | 126 | vs. Minnesota    | 12/8/91  |
| Barry Sanders (4)   | 21 | 122 | vs. Detroit      | 10/25/92 |
| Marion Butts        | 22 | 104 | at San Diego     | 11/22/92 |
| Rodney Hampton      | 29 | 134 | at N.Y. Giants   | 9/12/93  |
| Neal Anderson (3)   | 23 | 104 | at Chicago       | 9/26/93  |
| Barry Sanders (5)   | 22 | 130 | vs. Detroit      | 10/3/93  |
| Darrell Thompson    | 21 | 105 | vs. Green Bay    | 10/24/93 |
| Barry Sanders (6)   | 29 | 187 | at Detroit       | 11/7/93  |
| Reggie Brooks       | 20 | 128 | vs. Washington   | 12/5/93  |
| Marshall Faulk      | 18 | 104 | vs. Indianapolis | 9/11/94  |
| Barry Sanders (7)   | 20 | 166 | vs. Detroit      | 10/2/94  |
| Ricky Watters       | 14 | 103 | at San Francisco | 10/23/94 |
| Terry Allen (2)     | 17 | 113 | vs. Minnesota    | 10/30/94 |
| Barry Sanders (8)   | 26 | 237 | at Detroit       | 11/13/94 |
| Chris Warren        | 16 | 116 | at Seattle       | 11/20/94 |
| Edgar Bennett       | 21 | 100 | vs. Green Bay    | 12/24/94 |
| Derrick Moore       | 21 | 123 | at Carolina      | 10/1/95  |
| Rashaan Salaam      | 27 | 134 | at Chicago       | 12/17/95 |
| Barry Sanders (9)   | 20 | 125 | at Detroit       | 9/8/96   |
| Terrell Davis       | 22 | 137 | at Denver        | 9/15/96  |
| Robert Smith        | 18 | 133 | vs. Minnesota    | 10/8/96  |
| Raymont Harris      | 19 | 118 | at Chicago       | 11/3/96  |
| Anthony Johnson     | 26 | 111 | at Carolina      | 12/1/96  |
| Leroy Hoard         | 20 | 101 | at Minnesota     | 12/15/96 |
| Barry Sanders (10)  | 24 | 215 | vs. Detroit      | 10/12/97 |
| Raymont Harris (2)  | 33 | 116 | at Chicago       | 11/23/97 |
| Dorsey Levens*      | 25 | 112 | at Green Bay     | 1/4/98   |
| Barry Sanders (11)  | 27 | 131 | at Detroit       | 9/28/98  |
| Eddie George        | 27 | 134 | vs. Tennessee    | 11/8/98  |
| Fred Taylor         | 20 | 128 | at Jacksonville  | 11/15/98 |
| Greg Hill           | 16 | 123 | at Detroit       | 10/31/99 |
| Napolean Kaufman    | 8  | 122 | at Oakland       | 12/19/99 |
| Tyrone Wheatley     | 19 | 111 | at Oakland       | 12/19/99 |
| Stephen Davis       | 28 | 141 | at Washington    | 10/1/00  |
| James Stewart       | 29 | 116 | vs. Detroit      | 10/19/00 |
| Jerome Bettis       | 17 | 143 | vs. Pittsburgh   | 10/21/01 |
| Ahman Green         | 24 | 169 | at Green Bay     | 11/4/01  |
| Anthony Thomas      | 31 | 173 | at Chicago       | 12/16/01 |
| Duce McAllister     | 31 | 109 | vs. New Orleans  | 9/8/02   |
| Duce Staley         | 24 | 152 | at Philadelphia  | 10/20/02 |
| Michael Bennett     | 10 | 114 | vs. Minnesota    | 11/3/02  |
| Stephen Davis (2)   | 33 | 142 | vs. Carolina     | 9/14/03  |
| Garrison Hearst     | 20 | 117 | at San Francisco | 10/19/03 |
| Duce McAllister (2) | 26 | 110 | vs. New Orleans  | 11/2/03  |
| Ahman Green (2)     | 21 | 109 | vs. Green Bay    | 11/16/03 |
| Fred Taylor (2)     | 29 | 118 | at Jacksonville  | 11/30/03 |
| Clinton Portis      | 29 | 148 | at Washington    | 9/12/04  |
| Tyrone Wheatley (2) | 18 | 102 | at Oakland       | 9/26/04  |
| Duce McAllister (3) | 21 | 102 | at New Orleans   | 10/10/04 |
| Nick Goings         | 23 | 106 | at Carolina      | 11/28/04 |
| LaDainian Tomlinson | 25 | 131 | at San Diego     | 12/12/04 |
| Nick Goings (2)     | 33 | 127 | vs. Carolina     | 12/26/04 |
| Kevan Barlow        | 26 | 101 | at San Francisco | 10/30/05 |
| Clinton Portis (2)  | 23 | 144 | vs. Washington   | 11/13/05 |
| Warrick Dunn        | 21 | 134 | at Atlanta       | 9/17/06  |
| Michael Vick        | 14 | 127 | at Atlanta       | 9/17/06  |
| Duce McAllister (4) | 15 | 123 | at New Orleans   | 10/8/06  |
| Brian Westbrook     | 13 | 101 | vs. Philadelphia | 10/22/06 |
| Shaun Alexander     | 27 | 105 | at Seattle       | 9/9/07   |
| Steven Jackson      | 30 | 115 | vs. St. Louis    | 9/23/07  |
| Kenton Keith        | 28 | 121 | at Indianapolis  | 10/7/07  |
| DeAngelo Williams   | 20 | 121 | vs. Carolina     | 12/30/07 |
| Jamaal Charles      | 18 | 106 | at Kansas City   | 11/2/08  |
| Jonathan Stewart    | 15 | 115 | at Carolina      | 12/8/08  |

|                        |    |     |                      |          |
|------------------------|----|-----|----------------------|----------|
| DeAngelo Williams (2)  | 19 | 186 | at Carolina          | 12/8/08  |
| Michael Turner         | 32 | 152 | at Atlanta           | 12/14/08 |
| Michael Bush           | 27 | 177 | vs. Oakland          | 12/28/08 |
| Fred Jackson           | 28 | 163 | at Buffalo           | 9/20/09  |
| Ahmad Bradshaw         | 14 | 104 | vs. N.Y. Giants      | 9/27/09  |
| Jonathan Stewart (2)   | 17 | 110 | vs. Carolina         | 10/18/09 |
| DeAngelo Williams (3)  | 30 | 152 | vs. Carolina         | 10/18/09 |
| Ricky Williams         | 20 | 102 | at Miami             | 11/15/09 |
| Jonathan Stewart (3)   | 26 | 120 | at Carolina          | 12/6/09  |
| Jason Snelling         | 25 | 147 | vs. Atlanta          | 1/3/10   |
| Rashard Mendenhall     | 19 | 143 | vs. Pittsburgh       | 9/26/10  |
| Cedric Benson          | 23 | 144 | at Cincinnati        | 10/10/10 |
| Chris Ivory            | 15 | 158 | vs. New Orleans      | 10/17/10 |
| Steven Jackson (2)     | 22 | 110 | vs. St. Louis        | 10/24/10 |
| Michael Turner (2)     | 24 | 107 | at Atlanta           | 11/7/10  |
| Mike Goodson           | 23 | 100 | vs. Carolina         | 11/14/10 |
| Ryan Torain            | 24 | 172 | at Washington        | 12/12/10 |
| Maurice Morris         | 15 | 109 | vs. Detroit          | 12/19/10 |
| Adrian Peterson        | 25 | 120 | at Minnesota         | 9/18/11  |
| Frank Gore             | 20 | 125 | at San Francisco     | 10/9/11  |
| Matt Forte             | 25 | 145 | vs. Chicago (London) | 10/23/11 |
| Chris Johnson          | 23 | 190 | at Tennessee         | 11/27/11 |
| Felix Jones            | 22 | 108 | vs. Dallas           | 12/17/11 |
| Michael Turner (3)     | 17 | 172 | at Atlanta           | 1/1/12   |
| Alfred Morris          | 21 | 113 | vs. Washington       | 9/30/12  |
| Adrian Peterson (2)    | 15 | 123 | at Minnesota         | 10/25/12 |
| LeSean McCoy           | 25 | 116 | vs. Philadelphia     | 10/13/13 |
| Marshawn Lynch         | 21 | 125 | at Seattle           | 11/3/13  |
| Zac Stacy              | 33 | 104 | at St. Louis         | 12/22/13 |
| Justin Forsett         | 14 | 111 | vs. Baltimore        | 10/12/14 |
| Alfred Blue            | 31 | 139 | at Houston           | 9/27/15  |
| Jordan Howard          | 15 | 100 | vs. Chicago          | 11/13/16 |
| Ezekiel Elliott        | 23 | 159 | at Dallas            | 12/18/16 |
| Adrian Peterson (3)    | 26 | 134 | at Atlanta           | 10/15/17 |
| Jamaal Williams        | 21 | 113 | at Green Bay         | 12/3/17  |
| Devonta Freeman        | 22 | 126 | vs. Atlanta          | 12/18/17 |
| Joe Mixon              | 21 | 123 | at Cincinnati        | 10/28/18 |
| Saquon Barkley         | 27 | 142 | at N.Y. Giants       | 11/18/18 |
| Matt Breida            | 14 | 106 | vs. San Francisco    | 11/25/18 |
| Christian McCaffrey    | 10 | 106 | vs. Carolina         | 12/2/18  |
| Gus Edwards            | 19 | 104 | at Baltimore         | 12/16/18 |
| Chris Carson           | 16 | 105 | at Seattle           | 11/3/19  |
| Dalvin Cook            | 22 | 102 | vs. Minnesota        | 12/13/20 |
| Khalil Herbert         | 18 | 100 | vs. Chicago          | 10/24/21 |
| Josh Allen             | 12 | 109 | vs. Buffalo          | 12/12/21 |
| D'Onta Foreman         | 15 | 118 | at Carolina          | 10/23/22 |
| Nick Chubb             | 26 | 116 | at Cleveland         | 11/27/22 |
| Christian McCaffrey(2) | 14 | 119 | at San Francisco     | 12/11/22 |
| Tyler Allgeier         | 24 | 135 | at Atlanta           | 1/8/23   |
| D'Andre Swift          | 16 | 130 | vs. Philadelphia     | 9/25/23  |
| Chuba Hubbard          | 25 | 104 | vs. Carolina         | 12/3/23  |

\* Playoff game

### 100-YARD RUSHERS SUMMARY \*Includes one playoff game)

Barry Sanders (11), Walter Payton (8), Deuce McAllister (4), Neal Anderson (3), Eric Dickerson (3), Stump Mitchell (3), Adrian Peterson (3), Jonathan Stewart (3), Michael Turner (3), DeAngelo Williams (3), Terry Allen (2), Stephen Davis (2), Tony Dorsett (2\*), Nick Goings (2), Ahman Green (2), Raymont Harris (2), Steven Jackson (2), Clinton Portis (2), Fred Taylor (2), Tyrone Wheatley (2), Shaun Alexander (1), Josh Allen (1), Otis Armstrong (1), Saquon Barkley (1), Kevan Barlow (1), Edgar Bennett (1), Michael Bennett (1), Cedric Benson (1), Jerome Bettis (1), Rocky Bleier (1), Ahmad Bradshaw (1), Matt Breida (1), James Brooks (1), Reggie Brooks (1), Ted Brown (1), Cullen Bryant (1\*), Michael Bush (1), Marion Butts (1), Earl Campbell (1), Chris Carson (1), Jamaal Charles (1), Ronnie Coleman (1), Dalvin Cook (1), Terrell Davis (1), Warrick Dunn (1), Gus Edwards (1), Ezekiel Elliott (1), Gerry Ellis (1), Marshall Faulk (1), Justin Forsett (1), Matt Forte (1), Devonta Freeman (1), Clark Gaines (1), Eddie George (1), Mike Goodson (1), Frank Gore (1), Rodney Hampton (1), Roland Harper (1), Garrison Hearst (1), Khalil Herbert (1), Craig Heyward (1), Mark Higgs (1), Greg Hill (1), Leroy Hoard (1), Jordan Howard (1), Eddie Lee Ivery (1), Chris Ivory (1), Fred Jackson (1), Andy Johnson (1), Anthony Johnson (1), Chris Johnson (1), Felix Jones (1), Napoleon Kaufman (1), Kenton Keith (1), Horace King (1), Dorsey Levens (1\*), Marshawn Lynch (1), Bob Malone (1), Reuben Mayes (1), Christian McCaffrey (2), LeSean McCoy (1), Randy McMillan (1), Rashard Mendenhall (1), Joe Mixon (1), Wilbert Montgomery (1), Derrick Moore (1), Alfred Morris (1), Joe Morris (1), Maurice Morris (1), Darrin Nelson (1), John Riggins (1), Gerald Riggs (1), George Rogers (1), Mike Rozier (1), Rashaan Salaam (1), Billy Sims (1), Emmitt Smith (1), Robert Smith (1), Jason Snelling (1), Zac Stacy (1), Duce Staley (1), Haskel Stanback (1), James Stewart (1), Matt Suhey (1), Billy Taylor (1), Anthony Thomas (1), Darrell Thompson (1), LaDainian Tomlinson (1), Ryan Torain (1), Wendell Tyler (1), Michael Vick (1), Herschel Walker (1), Chris Warren (1), Ricky Watters (1), Brian Westbrook (1), Charles White (1), Jamaal Williams (1), Ricky Williams (1), D'Onta Foreman (1), Nick Chubb (1), Tyler Allgeier (1)

### 100-YARD RECEIVING GAMES (244)

| PLAYER              | ATT. | YARDS | OPPONENT          | DATE     |
|---------------------|------|-------|-------------------|----------|
| Bob Chandler        | 5    | 110   | vs. San Diego     | 12/26/76 |
| Cliff Branch        | 5    | 110   | at Oakland        | 11/28/76 |
| Johnny Perkins      | 4    | 110   | vs. N.Y. Giants   | 9/2/78   |
| James Scott         | 5    | 105   | vs. Chicago       | 10/22/78 |
| Willie Miller       | 6    | 105   | at L.A. Rams      | 11/5/78  |
| David Hill          | 7    | 106   | at Detroit        | 11/12/78 |
| Paul Coffman        | 7    | 106   | vs. Green Bay     | 10/21/79 |
| Ahmad Rashad        | 7    | 117   | at Minnesota      | 10/28/79 |
| Fred Scott          | 9    | 148   | at Detroit        | 11/1/79  |
| Paul Coffman (2)    | 9    | 109   | vs. Green Bay     | 10/12/80 |
| Eddie Lee Ivery     | 11   | 128   | vs. Green Bay     | 10/12/80 |
| Aundra Thompson     | 7    | 102   | vs. Green Bay     | 10/12/80 |
| Sammy White         | 6    | 120   | at Minnesota      | 11/16/80 |
| Leonard Thompson    | 5    | 106   | at Detroit        | 12/14/80 |
| Joe Senser          | 8    | 101   | at Minnesota      | 11/8/81  |
| James Lofton        | 6    | 102   | vs. Green Bay     | 11/22/81 |
| Wes Chandler        | 8    | 112   | vs. San Diego     | 12/13/81 |
| Walter Payton       | 6    | 115   | at Chicago        | 9/11/83  |
| Ron Springs         | 11   | 126   | at Dallas         | 10/9/83  |
| Tony Galbreath      | 11   | 110   | at Minnesota      | 11/6/83  |
| Mike Jones          | 6    | 110   | vs. Minnesota     | 10/7/84  |
| Carlos Carson       | 7    | 131   | at Kansas City    | 10/28/84 |
| Emery Moorehead     | 8    | 114   | vs. Chicago       | 10/6/85  |
| Tony Collins        | 6    | 109   | vs. New England   | 10/27/85 |
| Al Toon             | 6    | 133   | at N.Y. Jets      | 11/17/85 |
| James Lofton (2)    | 6    | 106   | at Green Bay      | 12/1/85  |
| Mike Jones (2)      | 4    | 104   | at Minnesota      | 12/8/85  |
| Dwight Clark        | 7    | 100   | vs. San Francisco | 9/7/86   |
| Jeff Chadwick       | 5    | 106   | at Detroit        | 9/21/86  |
| Charlie Brown       | 7    | 110   | vs. Atlanta       | 9/28/86  |
| Pete Metzelaars     | 7    | 113   | vs. Buffalo       | 11/2/86  |
| Willie Gault        | 4    | 116   | vs. Chicago       | 11/9/86  |
| Al Williams#        | 5    | 110   | vs. San Diego     | 10/11/87 |
| Robert Awalt        | 9    | 124   | at St. Louis      | 11/8/87  |
| Jerry Rice          | 7    | 103   | vs. San Francisco | 11/22/87 |
| Eric Martin         | 2    | 101   | at New Orleans    | 12/6/87  |
| J.T. Smith          | 6    | 103   | vs. Phoenix       | 9/18/88  |
| Jay Novacek         | 5    | 102   | vs. Phoenix       | 9/18/88  |
| Walter Stanley      | 6    | 107   | vs. Green Bay     | 10/2/88  |
| Bill Brooks         | 7    | 139   | at Indianapolis   | 10/16/88 |
| Anthony Carter      | 6    | 123   | vs. Minnesota     | 10/23/88 |
| Jerry Rice (2)      | 8    | 122   | vs. San Francisco | 9/17/89  |
| Tim McGee           | 5    | 127   | at Cincinnati     | 10/29/89 |
| Sterling Sharpe     | 8    | 169   | vs. Green Bay     | 12/3/89  |
| Jason Phillips      | 10   | 115   | at Detroit        | 12/17/89 |
| Louis Lipps         | 4    | 137   | vs. Pittsburgh    | 12/24/89 |
| Robert Clark        | 6    | 117   | at Detroit        | 9/9/90   |
| Hassan Jones        | 5    | 101   | at Minnesota      | 9/30/90  |
| Sterling Sharpe (2) | 7    | 139   | vs. Green Bay     | 10/14/90 |
| Hassan Jones (2)    | 7    | 162   | vs. Minnesota     | 12/16/90 |
| Anthony Carter (2)  | 8    | 106   | vs. Minnesota     | 12/16/90 |
| Brett Perriman      | 6    | 127   | vs. Detroit       | 11/10/91 |
| Tony Martin         | 5    | 106   | at Miami          | 12/1/91  |
| Brett Perriman (2)  | 9    | 117   | at Detroit        | 9/27/92  |
| Tom Waddle          | 3    | 114   | at Chicago        | 10/18/92 |
| Herman Moore        | 3    | 108   | vs. Detroit       | 10/25/92 |
| Michael Haynes      | 5    | 113   | vs. Atlanta       | 12/13/92 |
| Jerry Rice (3)      | 7    | 118   | at San Francisco  | 12/19/92 |
| Sterling Sharpe (3) | 10   | 147   | vs. Green Bay     | 10/24/93 |
| Andre Rison         | 11   | 147   | at Atlanta        | 10/31/93 |
| Jerry Rice (4)      | 8    | 172   | vs. San Francisco | 11/14/93 |
| Anthony Carter (3)  | 9    | 104   | vs. Minnesota     | 11/21/93 |
| Alexander Wright    | 6    | 104   | at L.A. Raiders   | 12/19/93 |
| Anthony Miller      | 7    | 117   | vs. San Diego     | 1/2/94   |
| Qadry Ismail        | 6    | 101   | at Minnesota      | 11/27/94 |
| Desmond Howard      | 5    | 130   | vs. Washington    | 12/4/94  |
| Sterling Sharpe (4) | 9    | 132   | vs. Green Bay     | 12/24/94 |
| Bert Emanuel        | 9    | 121   | vs. Atlanta       | 10/22/95 |
| Eric Metcalf        | 4    | 106   | vs. Atlanta       | 10/22/95 |
| Brett Perriman (3)  | 10   | 125   | at Detroit        | 11/12/95 |
| Herman Moore (2)    | 9    | 104   | at Detroit        | 11/12/95 |
| Pete Mitchell       | 10   | 161   | vs. Jacksonville  | 11/19/95 |
| Robert Brooks       | 6    | 114   | at Green Bay      | 11/26/95 |
| Cris Carter         | 6    | 136   | at Minnesota      | 12/3/95  |
| Robert Brooks (2)   | 9    | 122   | vs. Green Bay     | 12/10/95 |
| Jeff Graham         | 5    | 102   | at Chicago        | 12/17/95 |
| Brett Perriman (4)  | 5    | 135   | vs. Detroit       | 12/23/95 |
| Herman Moore (3)    | 10   | 105   | vs. Detroit       | 12/23/95 |

|                     |    |     |                          |          |
|---------------------|----|-----|--------------------------|----------|
| Herman Moore (4)    | 9  | 104 | vs. Detroit              | 9/29/96  |
| Curtis Conway       | 9  | 120 | vs. Chicago              | 12/22/96 |
| Barry Sanders       | 8  | 102 | at Detroit               | 9/7/97   |
| Jake Reed           | 6  | 131 | at Minnesota             | 9/14/97  |
| Rob Moore           | 8  | 147 | vs. Arizona              | 9/28/97  |
| Herman Moore (5)    | 5  | 120 | vs. Detroit              | 10/12/97 |
| Jake Reed (2)       | 6  | 117 | vs. Minnesota            | 11/1/98  |
| Antonio Freeman     | 7  | 152 | at Green Bay             | 10/10/99 |
| Bill Schroeder      | 7  | 158 | at Green Bay             | 10/10/99 |
| Johnnie Morton      | 7  | 107 | vs. Detroit              | 12/12/99 |
| Ricky Proehl *      | 6  | 100 | at St. Louis             | 1/23/00  |
| Randy Moss          | 5  | 118 | at Minnesota             | 10/9/00  |
| Cris Carter (2)     | 7  | 115 | vs. Minnesota            | 10/29/00 |
| Eric Moulds         | 8  | 102 | vs. Buffalo              | 11/26/00 |
| Torry Holt          | 9  | 165 | vs. St. Louis            | 12/18/00 |
| Bill Schroeder (2)  | 4  | 119 | vs. Green Bay            | 10/7/01  |
| Marty Booker        | 7  | 165 | vs. Chicago              | 11/18/01 |
| Torry Holt (2)      | 8  | 139 | at St. Louis             | 11/26/01 |
| Joe Horn            | 8  | 108 | vs. New Orleans          | 9/8/02   |
| Torry Holt (3)      | 12 | 139 | vs. St. Louis            | 9/23/02  |
| Joe Horn (2)        | 5  | 106 | at New Orleans           | 12/1/02  |
| Plaxico Burress     | 5  | 127 | vs. Pittsburgh           | 12/23/02 |
| Marvin Harrison     | 11 | 176 | vs. Indianapolis         | 10/6/03  |
| Terrell Owens       | 6  | 152 | at San Francisco         | 10/19/03 |
| Ricky Proehl (2)    | 3  | 133 | at Carolina              | 11/9/03  |
| Jimmy Smith         | 10 | 136 | at Jacksonville          | 11/30/03 |
| Joe Horn (3)        | 9  | 118 | at New Orleans           | 12/7/03  |
| Torry Holt (4)      | 6  | 124 | at St. Louis             | 10/18/04 |
| Tony Gonzalez       | 9  | 123 | vs. Kansas City          | 11/7/04  |
| Eddie Kennison      | 6  | 104 | vs. Kansas City          | 11/7/04  |
| Alge Crumpler       | 4  | 118 | at Atlanta               | 11/14/04 |
| Eric Parker         | 6  | 118 | at San Diego             | 12/12/04 |
| Muhsin Muhammad     | 8  | 115 | vs. Carolina             | 12/26/04 |
| Steve Smith         | 5  | 106 | vs. Carolina             | 11/6/05  |
| Roddy White         | 4  | 108 | at Atlanta               | 11/20/05 |
| Steve Smith (2)     | 5  | 103 | at Carolina              | 12/11/05 |
| David Givens        | 6  | 137 | at New England           | 12/17/05 |
| Steve Smith (3)     | 7  | 112 | vs. Carolina             | 9/24/06  |
| T.J. Houshmandzadeh | 10 | 102 | vs. Cincinnati           | 10/15/06 |
| Brian Westbrook     | 7  | 113 | vs. Philadelphia         | 10/22/06 |
| Marques Colston     | 11 | 123 | vs. New Orleans          | 11/5/06  |
| Devery Henderson    | 3  | 111 | vs. New Orleans          | 11/5/06  |
| Steve Smith (4)     | 8  | 149 | at Carolina              | 11/13/06 |
| Terrell Owens (2)   | 8  | 107 | at Dallas                | 11/23/06 |
| Desmond Clark       | 7  | 125 | at Chicago               | 12/17/06 |
| Reggie Bush         | 8  | 112 | at New Orleans           | 9/7/08   |
| Brandon Lloyd       | 6  | 124 | at Chicago               | 9/21/08  |
| Greg Jennings       | 6  | 109 | vs. Green Bay            | 9/28/08  |
| Steve Smith (5)     | 6  | 112 | vs. Carolina             | 10/12/08 |
| Marques Colston (2) | 6  | 106 | vs. New Orleans          | 11/30/08 |
| Steve Smith (6)     | 9  | 117 | at Carolina              | 12/8/08  |
| Vincent Jackson     | 7  | 111 | vs. San Diego            | 12/21/08 |
| Patrick Crayton     | 4  | 135 | vs. Dallas               | 9/13/09  |
| Jeremy Maclin       | 6  | 142 | at Philadelphia          | 10/11/09 |
| Wes Welker          | 10 | 107 | vs. New England (London) | 10/25/09 |
| James Jones         | 4  | 103 | vs. Green Bay            | 11/8/09  |
| Mike Wallace        | 3  | 100 | vs. Pittsburgh           | 9/26/10  |
| Terrell Owens (3)   | 7  | 102 | at Cincinnati            | 10/10/10 |
| Steve Breaston      | 8  | 147 | at Arizona               | 10/31/10 |
| Calvin Johnson      | 10 | 152 | vs. Detroit              | 12/19/10 |
| Julio Jones         | 6  | 115 | vs. Atlanta              | 9/25/11  |
| Roddy White         | 9  | 140 | vs. Atlanta              | 9/25/11  |
| Pierre Garcon       | 2  | 146 | vs. Indianapolis         | 10/3/11  |
| Marques Colston (3) | 7  | 118 | vs. New Orleans          | 10/16/11 |
| Jimmy Graham        | 7  | 124 | vs. New Orleans          | 10/16/11 |
| Arian Foster        | 4  | 102 | vs. Houston              | 11/14/11 |
| Jordy Nelson        | 6  | 123 | at Green Bay             | 11/20/11 |
| Brandon LaFell      | 3  | 103 | at Carolina              | 12/24/11 |
| Steve Smith (7)     | 7  | 106 | vs. Carolina             | 9/9/12   |
| Victor Cruz         | 11 | 179 | at N.Y. Giants           | 9/16/12  |
| Hakeem Nicks        | 10 | 199 | at N.Y. Giants           | 9/16/12  |
| Miles Austin        | 5  | 107 | at Dallas                | 9/23/12  |
| Lance Moore         | 9  | 121 | vs. New Orleans          | 10/21/12 |
| Danario Alexander   | 5  | 134 | vs. San Diego            | 11/11/12 |
| Julio Jones (2)     | 6  | 147 | vs. Atlanta              | 11/25/12 |
| Jason Avant         | 7  | 133 | vs. Philadelphia         | 12/9/12  |
| Jeremy Maclin       | 9  | 104 | vs. Philadelphia         | 12/9/12  |
| Lance Kendricks     | 4  | 119 | vs. St. Louis            | 12/23/12 |
| Jimmy Graham (2)    | 10 | 179 | vs. New Orleans          | 9/15/13  |

|                           |    |     |                      |          |
|---------------------------|----|-----|----------------------|----------|
| Riley Cooper              | 4  | 120 | vs. Philadelphia     | 10/13/13 |
| Harry Douglas             | 7  | 149 | at Atlanta           | 10/20/13 |
| Rishard Matthews          | 11 | 120 | vs. Miami            | 11/11/13 |
| Harry Douglas (2)         | 6  | 134 | vs. Atlanta          | 11/17/13 |
| Calvin Johnson (2)        | 7  | 115 | at Detroit           | 11/24/13 |
| Julio Jones (3)           | 9  | 161 | at Atlanta           | 9/18/14  |
| Antonio Brown             | 7  | 131 | at Pittsburgh        | 9/28/14  |
| Steve Smith (8)           | 5  | 110 | vs. Baltimore        | 10/12/14 |
| Julio Jones (4)           | 8  | 119 | vs. Atlanta          | 11/9/14  |
| Calvin Johnson (3)        | 8  | 158 | at Detroit           | 12/7/13  |
| Kelvin Benjamin           | 8  | 104 | at Carolina          | 12/14/14 |
| Greg Olsen                | 10 | 110 | at Carolina          | 12/14/14 |
| Randall Cobb              | 11 | 131 | vs. Green Bay        | 12/21/14 |
| Jordy Nelson (2)          | 9  | 113 | vs. Green Bay        | 12/21/14 |
| Kendall Wright            | 4  | 101 | vs. Tennessee        | 9/13/15  |
| DeAndre Hopkins           | 8  | 101 | at Houston           | 9/27/15  |
| Allen Hurns               | 5  | 116 | vs. Jacksonville     | 10/11/15 |
| Julio Jones (5)           | 12 | 162 | at Atlanta           | 11/1/15  |
| Jacob Tamme               | 10 | 103 | at Atlanta           | 11/1/15  |
| Odell Beckham Jr.         | 9  | 105 | vs. N.Y. Giants      | 11/8/15  |
| Donte Moncrief            | 8  | 114 | at Indianapolis      | 11/29/15 |
| Willie Snead              | 7  | 122 | vs. New Orleans      | 12/13/15 |
| Devin Funchess            | 7  | 120 | at Carolina          | 1/3/16   |
| Greg Olsen (2)            | 9  | 181 | at Carolina          | 10/10/16 |
| Amari Cooper              | 12 | 173 | vs. Oakland          | 10/30/16 |
| Michael Crabtree          | 8  | 108 | vs. Oakland          | 10/30/16 |
| Julio Jones (6)           | 8  | 111 | vs. Atlanta          | 11/3/16  |
| Travis Kelce              | 7  | 108 | at Kansas City       | 11/20/16 |
| Stefon Diggs              | 8  | 173 | at Minnesota         | 9/24/17  |
| Larry Fitzgerald          | 10 | 138 | at Arizona           | 10/15/17 |
| Deonte Thompson           | 4  | 107 | at Buffalo           | 10/22/17 |
| Kenny Stills              | 7  | 180 | at Miami             | 11/19/17 |
| Julio Jones (7)           | 12 | 253 | at Atlanta           | 11/26/17 |
| Alvin Kamara              | 9  | 112 | at New Orleans       | 9/9/18   |
| Michael Thomas            | 16 | 180 | at New Orleans       | 9/9/18   |
| Vance McDonald            | 4  | 112 | vs. Pittsburgh       | 9/24/18  |
| JuJu Smith-Schuster       | 9  | 116 | vs. Pittsburgh       | 9/24/18  |
| Tark Cohen                | 7  | 121 | at Chicago           | 9/30/18  |
| Taylor Gabriel            | 7  | 104 | at Chicago           | 9/30/18  |
| Julio Jones (8)           | 10 | 144 | at Atlanta           | 10/14/18 |
| Tyler Boyd                | 9  | 138 | at Cincinnati        | 10/28/18 |
| Julio Jones (9)           | 9  | 138 | vs. Atlanta          | 12/30/18 |
| Greg Olsen (3)            | 6  | 110 | at Carolina          | 9/12/19  |
| Evan Engram               | 6  | 113 | vs. New York Giants  | 9/22/19  |
| Sterling Shepard          | 7  | 100 | vs. New York Giants  | 9/22/19  |
| Robert Woods              | 13 | 164 | at Los Angeles Rams  | 9/29/19  |
| Cooper Kupp               | 9  | 121 | at Los Angeles Rams  | 9/29/19  |
| Michael Thomas (2)        | 11 | 182 | at New Orleans       | 10/6/19  |
| Tyler Lockett             | 13 | 152 | at Seattle           | 11/3/19  |
| DK Metcalf                | 6  | 123 | at Seattle           | 11/3/19  |
| Christian Kirk            | 6  | 138 | vs. Arizona          | 11/10/19 |
| Michael Thomas (3)        | 8  | 114 | vs. New Orleans      | 11/17/19 |
| Marcus Johnson            | 3  | 105 | vs. Indianapolis     | 12/8/19  |
| Danny Amendola            | 8  | 102 | at Detroit           | 12/15/19 |
| Robby Anderson            | 9  | 109 | vs. Carolina         | 9/20/20  |
| D.J. Moore                | 8  | 120 | vs. Carolina         | 9/20/20  |
| Nelson Agholor            | 5  | 107 | at Las Vegas         | 10/25/20 |
| Cooper Kupp (2)           | 11 | 145 | vs. Los Angeles Rams | 11/23/20 |
| Robert Woods (2)          | 12 | 130 | vs. Los Angeles Rams | 11/23/20 |
| Tyreek Hill               | 13 | 269 | vs. Kansas City      | 11/29/20 |
| Calvin Ridley             | 10 | 163 | at Atlanta           | 12/20/20 |
| Cam Sims*                 | 7  | 104 | at Washington        | 1/9/21   |
| Marquez Valdes-Scantling* | 4  | 115 | at Green Bay         | 1/24/21  |
| Travis Kelce* (2)         | 10 | 133 | vs. Kansas City      | 2/7/21   |
| CeeDee Lamb               | 7  | 104 | vs. Dallas           | 9/9/21   |
| Amari Cooper (2)          | 13 | 139 | vs. Dallas           | 9/9/21   |
| DeSean Jackson            | 3  | 120 | at LA Rams           | 9/26/21  |
| Russell Gage              | 11 | 130 | at Atlanta           | 12/5/21  |
| Marquez Callaway          | 6  | 112 | vs. New Orleans      | 12/19/21 |
| Cooper Kupp (3)*          | 9  | 183 | vs. LA Rams          | 1/23/22  |
| Cooper Kupp (4)           | 8  | 127 | vs. LA Rams          | 11/6/22  |
| D.J. Moore (2)            | 6  | 117 | vs. Carolina         | 1/1/23   |
| Drake London              | 6  | 120 | at Atlanta           | 1/8/23   |
| Justin Jefferson          | 9  | 150 | at Minnesota         | 9/10/23  |
| D.J. Moore (3)            | 6  | 104 | vs. Chicago          | 9/17/23  |
| A.J. Brown                | 9  | 131 | vs. Philadelphia     | 9/25/23  |
| Amon-Ra St. Brown         | 12 | 124 | vs. Detroit          | 10/15/23 |
| Noah Brown                | 6  | 153 | at Houston           | 11/5/23  |
| Tank Dell                 | 6  | 114 | at Houston           | 11/5/23  |

|                     |    |     |                  |          |
|---------------------|----|-----|------------------|----------|
| Dalton Schultz      | 10 | 130 | at Houston       | 11/5/23  |
| Brandon Aiyuk       | 5  | 156 | at San Francisco | 11/19/23 |
| Michael Pittman Jr. | 10 | 107 | at Indianapolis  | 11/26/23 |
| Drake London (2)    | 10 | 172 | at Atlanta       | 12/10/23 |
| DeVonta Smith*      | 8  | 148 | vs. Philadelphia | 1/15/24  |

# Replacement game

\* Playoff game

**100-YARD RECEIVERS SUMMARY**

Julio Jones (9), Steve Smith (8), Herman Moore (5), Torry Holt (4), Cooper Kupp (4\*), Brett Perriman (4), Jerry Rice (4), Sterling Sharpe (4), Anthony Carter (3), Marquez Colston (3), Joe Horn (3), Calvin Johnson (3), D.J. Moore (3), Greg Olsen (3), Michael Thomas (3), Robert Brooks (2), Cris Carter (2), Paul Coffman (2), Amari Cooper (2), Jimmy Graham (2), Hassan Jones (2), Mike Jones (2), Travis Kelce (2\*), James Lofton (2), Drake London (2), Jeremy Maclin (2), Jordy Nelson (2), Terrell Owens (2), Ricky Proehl (2\*), Jake Reed (2), Billy Schroeder (2), Robert Woods (2), Nelson Agholor (1), Brandon Aiyuk (1), Danario Alexander (1) Danny Amendola (1), Robby Anderson (1), Miles Austin (1), Jason Avant (1), Robert Awalt (1), Odell Beckham Jr. (1), Kelvin Benjamin (1) Marty Booker (1), Tyler Boyd (1), Cliff Branch (1), Steve Breaston (1), Bill Brooks (1), A.J. Brown (1), Antonio Brown (1), Charlie Brown (1), Noah Brown (1), Plaxico Burress (1), Reggie Bush (1), Marquez Callaway (1), Carlos Carson (1), Jeff Chadwick (1), Bob Chandler (1), Wes Chandler (1), Desmond Clark (1), Dwight Clark (1), Robert Clark (1), Randall Cobb (1), Tarik Cohen (1), Tony Collins (1), Curtis Conway (1), Riley Cooper (1), Michael Crabtree (1), Patrick Crayton (1), Alge Crumpler (1), Victor Cruz (1), Tank Dell (1), Stefon Diggs (1), Harry Douglas (1), Bert Emanuel (1), Evan Engram (1), Larry Fitzgerald (1), Arian Foster (1), Antonio Freeman (1), Devin Funchess (1), Taylor Gabriel (1), Russell Gage (1), Tony Galbreath (1), Pierre Garcon (1), Willie Gault (1), David Givens (1), Tony Gonzalez (1), Jeff Graham (1), Marvin Harrison (1), Michael Haynes (1), Devery Henderson (1), David Hill (1), Tyreek Hill (1), DeAndre Hopkins (1), T. J. Houshmandzadeh (1), Desmond Howard (1), Allen Hurns (1), Qadry Ismail (1), Eddie Lee Ivey (1), DeSean Jackson (1), Vincent Jackson (1), Justin Jefferson (1), Greg Jennings (1), Marcus Johnson (1), James Jones (1), Alvin Kamara (1), Lance Kendricks (1), Eddie Kennison (1), Christian Kirk (1), CeeDee Lamb (1), Louis Lipps (1), Brandon Lloyd (1), Tyler Lockett (1), Eric Martin (1), Tony Martin (1), Rishard Matthews (1), Vance McDonald (1), Tim McGee (1), DK Metcalf (1), Eric Metcalf (1), Pete Metzelaars (1), Anthony Miller (1), Willie Miller (1), Pete Mitchell (1), Donte Moncrief (1), Lance Moore (1), Rob Moore (1), Emery Moorehead (1), Johnnie Morton (1), Randy Moss (1), Eric Moulds (1), Muhsin Muhammad (1), Hakeem Nicks (1), Jay Novacek (1), Eric Parker (1), Walter Payton (1), Johnny Perkins (1), Jason Phillips (1), Michael Pittman Jr. (1), Ahmad Rashad (1), Calvin Ridley (1), Andre Rison (1), Barry Sanders (1), Dalton Schultz (1), Fred Scott (1), James Scott (1), Joe Senter (1), Sterling Shepard (1), Cam Sims (1\*), DeVonta Smith (1\*), Willie Snead (1), Jimmy Smith (1), J.T. Smith (1), JuJu Smith-Schuster (1), Ron Springs (1), Amon-Ra St. Brown (1), Walter Stanley (1), Kenny Stills (1), Jacob Tamme (1), Aundra Thompson (1), Deonte Thompson (1), Leonard Thompson (1), Al Toon (1), Marquez Valdes-Scantling (1\*), Tom Waddle (1), Mike Wallace (1), Wes Welker (1), Brian Westbrook (1), Roddy White (2), Sammy White (1), Al Williams (1), Alexander Wright (1), Kendall Wright (1)

**300-YARD PASSING GAMES (122)**

| PLAYER             | ATT. | COMP. | YARDS | TD | OPPONENT          | DATE     |
|--------------------|------|-------|-------|----|-------------------|----------|
| Brian Sipe         | 32   | 22    | 318   | 3  | vs. Cleveland     | 9/28/80  |
| Lynn Dickey        | 51   | 35    | 418   | 1  | vs. Green Bay     | 10/12/80 |
| Tommy Kramer       | 37   | 24    | 324   | 2  | at Minnesota      | 11/16/80 |
| Gary Danielson     | 44   | 29    | 360   | 1  | at Detroit        | 12/14/80 |
| Steve Dils         | 62   | 37    | 361   | 1  | vs. Minnesota     | 9/5/81   |
| Dan Fouts          | 49   | 33    | 351   | 1  | vs. San Diego     | 12/13/81 |
| Ken Stabler        | 43   | 29    | 333   | 1  | at New Orleans    | 12/5/82  |
| Danny White *      | 45   | 27    | 312   | 2  | at Dallas         | 1/9/83   |
| Danny White (2)    | 44   | 29    | 377   | 2  | at Dallas         | 10/9/83  |
| Tommy Kramer (2)   | 47   | 27    | 386   | 2  | vs. Minnesota     | 10/7/84  |
| Bill Kenney        | 46   | 26    | 332   | 2  | at Kansas City    | 10/28/84 |
| Dan Marino         | 39   | 27    | 302   | 3  | at Miami          | 10/20/85 |
| Ken O'Brien        | 30   | 23    | 367   | 5  | at N.Y. Jets      | 11/17/85 |
| Tommy Kramer (3)   | 36   | 21    | 309   | 0  | at Minnesota      | 12/8/85  |
| Joe Montana        | 46   | 32    | 356   | 1  | vs. San Francisco | 9/7/86   |
| Eric Hipple        | 46   | 31    | 318   | 0  | at Detroit        | 9/21/86  |
| Jim Kelly          | 29   | 14    | 342   | 3  | vs. Buffalo       | 11/2/86  |
| Wade Wilson        | 33   | 22    | 339   | 3  | at Minnesota      | 11/30/86 |
| Neil Lomax         | 36   | 25    | 314   | 3  | at St. Louis      | 11/8/87  |
| Joe Montana (2)    | 45   | 29    | 304   | 3  | vs. San Francisco | 11/22/87 |
| Randy Wright       | 51   | 28    | 321   | 1  | vs. Green Bay     | 10/2/88  |
| Wade Wilson (2)    | 30   | 22    | 335   | 3  | vs. Minnesota     | 10/23/88 |
| Don Majkowski      | 53   | 25    | 331   | 2  | vs. Green Bay     | 12/3/89  |
| Don Majkowski (2)  | 42   | 25    | 355   | 1  | vs. Green Bay     | 10/14/90 |
| Wade Wilson (3)    | 39   | 24    | 374   | 1  | vs. Minnesota     | 12/16/90 |
| Jim Kelly (2)      | 35   | 20    | 322   | 1  | vs. Buffalo       | 9/22/91  |
| Dan Marino (2)     | 32   | 20    | 307   | 2  | at Miami          | 12/1/91  |
| Rodney Peete       | 31   | 20    | 323   | 1  | at Detroit        | 9/27/92  |
| Jim Everett        | 38   | 25    | 342   | 3  | vs. L.A. Rams     | 12/6/92  |
| Wade Wilson (4)    | 26   | 19    | 324   | 5  | vs. Atlanta       | 12/13/92 |
| Steve Young        | 29   | 23    | 311   | 4  | vs. San Francisco | 11/14/93 |
| Brett Favre        | 39   | 30    | 306   | 3  | at Green Bay      | 9/25/94  |
| Warren Moon        | 48   | 33    | 332   | 1  | vs. Minnesota     | 10/15/95 |
| Scott Mitchell     | 41   | 26    | 352   | 2  | vs. Detroit       | 12/23/95 |
| Scott Mitchell (2) | 50   | 29    | 331   | 2  | at Detroit        | 9/7/97   |
| Brad Johnson       | 44   | 29    | 334   | 1  | at Minnesota      | 9/14/97  |
| Kent Graham        | 52   | 31    | 339   | 1  | vs. Arizona       | 9/28/97  |

|                        |    |    |     |   |                      |          |
|------------------------|----|----|-----|---|----------------------|----------|
| Brett Favre (2)        | 40 | 22 | 390 | 2 | at Green Bay         | 10/10/99 |
| Daunte Culpepper       | 53 | 29 | 313 | 1 | vs. Minnesota        | 10/29/00 |
| Kurt Warner            | 32 | 20 | 316 | 2 | vs. St. Louis        | 12/18/00 |
| Daunte Culpepper (2)   | 44 | 30 | 322 | 1 | at Minnesota         | 9/30/01  |
| Kurt Warner (2)        | 45 | 30 | 301 | 0 | vs. St. Louis        | 9/23/02  |
| Peyton Manning         | 47 | 34 | 386 | 2 | vs. Indianapolis     | 10/6/03  |
| Trent Green            | 42 | 32 | 369 | 3 | vs. Kansas City      | 11/7/04  |
| Michael Vick           | 38 | 21 | 306 | 2 | at Atlanta           | 11/20/05 |
| Donovan McNabb         | 35 | 22 | 302 | 3 | vs. Philadelphia     | 10/22/06 |
| Drew Brees             | 32 | 24 | 314 | 3 | vs. New Orleans      | 11/5/06  |
| Tony Romo              | 29 | 22 | 306 | 5 | at Dallas            | 11/23/06 |
| Rex Grossman           | 44 | 29 | 339 | 2 | at Chicago           | 12/17/06 |
| Jason Campbell         | 49 | 30 | 301 | 1 | vs. Washington       | 11/25/07 |
| Drew Brees (2)         | 32 | 23 | 343 | 3 | at New Orleans       | 9/7/08   |
| Tony Romo (2)          | 27 | 16 | 353 | 3 | vs. Dallas           | 9/13/09  |
| Tom Brady              | 32 | 23 | 308 | 3 | vs. New England      | 10/25/09 |
| Matthew Stafford       | 33 | 24 | 305 | 3 | vs. Detroit          | 9/11/11  |
| Matt Ryan              | 47 | 26 | 330 | 1 | vs. Atlanta          | 9/25/11  |
| Drew Brees (3)         | 45 | 29 | 383 | 1 | vs. New Orleans      | 10/16/11 |
| Cam Newton             | 33 | 23 | 303 | 1 | vs. Carolina         | 9/9/12   |
| Eli Manning            | 51 | 31 | 510 | 3 | at N.Y. Giants       | 9/16/12  |
| Robert Griffin III     | 35 | 26 | 323 | 0 | vs. Washington       | 9/30/12  |
| Drew Brees (4)         | 37 | 27 | 377 | 4 | vs. New Orleans      | 10/21/12 |
| Carson Palmer          | 61 | 39 | 414 | 4 | at Oakland           | 11/4/12  |
| Philip Rivers          | 37 | 29 | 337 | 3 | vs. San Diego        | 11/11/12 |
| Matt Ryan (2)          | 32 | 26 | 353 | 1 | vs. Atlanta          | 11/25/12 |
| Nick Foles             | 51 | 32 | 381 | 2 | vs. Philadelphia     | 12/9/12  |
| Drew Brees (5)         | 39 | 26 | 307 | 4 | at New Orleans       | 12/16/12 |
| Drew Brees (6)         | 46 | 26 | 322 | 1 | vs. New Orleans      | 9/15/13  |
| Drew Brees (7)         | 31 | 24 | 381 | 4 | vs. New Orleans      | 12/29/13 |
| Ben Roethlisberger     | 40 | 29 | 314 | 3 | at Pittsburgh        | 9/28/14  |
| Drew Brees (8)         | 57 | 35 | 371 | 2 | at New Orleans       | 10/5/14  |
| Joe Flacco             | 29 | 21 | 306 | 5 | vs. Baltimore        | 10/12/14 |
| Brian Hoyer            | 34 | 21 | 300 | 2 | at Cleveland         | 11/2/14  |
| Matthew Stafford (2)   | 34 | 26 | 311 | 3 | at Detroit           | 12/7/14  |
| Aaron Rodgers          | 40 | 31 | 318 | 1 | vs. Green Bay        | 12/21/14 |
| Blake Bortles          | 33 | 23 | 303 | 4 | vs. Jacksonville     | 10/11/15 |
| Kirk Cousins           | 40 | 33 | 317 | 3 | at Washington        | 10/25/15 |
| Matt Ryan (3)          | 45 | 37 | 397 | 2 | at Atlanta           | 11/1/15  |
| Matt Hasselbeck        | 42 | 26 | 315 | 2 | at Indianapolis      | 11/29/15 |
| Drew Brees (9)         | 41 | 31 | 312 | 2 | vs. New Orleans      | 12/13/15 |
| Matt Ryan (3)          | 39 | 27 | 334 | 2 | at Atlanta           | 9/11/16  |
| Carson Palmer (2)      | 30 | 17 | 304 | 3 | at Arizona           | 9/18/16  |
| Derek Carr             | 59 | 40 | 513 | 4 | vs. Oakland          | 10/30/16 |
| Matt Ryan (4)          | 34 | 25 | 344 | 4 | vs. Atlanta          | 11/3/16  |
| Mike Glennon           | 45 | 31 | 301 | 1 | vs. Chicago          | 9/17/17  |
| Case Keenum            | 33 | 25 | 369 | 3 | at Minnesota         | 9/24/17  |
| Tom Brady (2)          | 40 | 30 | 303 | 3 | vs. New England      | 10/5/17  |
| Matt Ryan (5)          | 35 | 26 | 317 | 1 | at Atlanta           | 11/26/17 |
| Matthew Stafford (3)   | 44 | 36 | 381 | 1 | vs. Detroit          | 12/10/17 |
| Drew Brees (10)        | 45 | 37 | 439 | 3 | at New Orleans       | 9/9/18   |
| Nick Foles (2)         | 48 | 35 | 334 | 1 | vs. Philadelphia     | 9/16/18  |
| Ben Roethlisberger (2) | 38 | 30 | 353 | 3 | vs. Pittsburgh       | 9/24/18  |
| Mitchell Trubisky      | 26 | 19 | 354 | 6 | at Chicago           | 9/30/18  |
| Matt Ryan (6)          | 41 | 31 | 355 | 3 | at Atlanta           | 10/14/18 |
| Cam Newton (2)         | 41 | 28 | 300 | 2 | vs. Carolina         | 12/2/18  |
| Matt Ryan (7)          | 44 | 31 | 378 | 2 | vs. Atlanta          | 12/30/18 |
| Cam Newton (3)         | 51 | 25 | 333 | 0 | at Carolina          | 9/12/19  |
| Daniel Jones           | 36 | 23 | 336 | 2 | vs. New York Giants  | 9/22/19  |
| Jared Goff             | 68 | 45 | 517 | 2 | at Los Angeles Rams  | 9/29/19  |
| Teddy Bridgewater      | 34 | 26 | 314 | 4 | at New Orleans       | 10/6/19  |
| Russell Wilson         | 43 | 29 | 378 | 5 | at Seattle           | 11/3/19  |
| Kyler Murray           | 44 | 27 | 324 | 3 | vs. Arizona          | 11/10/19 |
| Matt Ryan (8)          | 51 | 30 | 313 | 1 | vs. Atlanta          | 12/29/19 |
| Teddy Bridgewater (2)  | 42 | 33 | 367 | 0 | vs. Carolina         | 9/20/20  |
| Jared Goff (2)         | 51 | 39 | 376 | 3 | vs. Los Angeles Rams | 11/23/20 |
| Patrick Mahomes        | 49 | 37 | 462 | 3 | vs. Kansas City      | 11/29/20 |
| Matt Ryan (9)          | 49 | 34 | 356 | 3 | at Atlanta           | 12/20/20 |
| Taylor Heinicke*       | 44 | 26 | 306 | 1 | at Washington        | 1/9/21   |
| Aaron Rodgers (2)*     | 48 | 33 | 346 | 3 | at Green Bay         | 1/24/21  |
| Dak Prescott           | 58 | 42 | 403 | 3 | vs. Dallas           | 9/9/21   |
| Matt Ryan (10)         | 56 | 35 | 300 | 2 | vs. Atlanta          | 9/19/21  |
| Matthew Stafford       | 38 | 27 | 343 | 4 | at LA Rams           | 9/26/21  |
| Carson Wentz           | 44 | 27 | 306 | 3 | at Indianapolis      | 11/28/21 |
| Josh Allen             | 54 | 36 | 308 | 2 | vs. Buffalo          | 12/12/21 |
| Matthew Stafford (2)*  | 38 | 28 | 366 | 2 | vs. LA Rams          | 1/23/22  |
| Sam Darnold            | 37 | 23 | 341 | 3 | at Carolina          | 1/1/23   |
| Dak Prescott (2)*      | 33 | 25 | 305 | 4 | vs. Dallas           | 1/16/23  |
| Kirk Cousins (2)       | 44 | 33 | 344 | 2 | at Minnesota         | 9/10/23  |



|                |    |    |     |   |                  |          |
|----------------|----|----|-----|---|------------------|----------|
| Jared Goff (3) | 44 | 30 | 353 | 2 | vs. Detroit      | 10/15/23 |
| Josh Allen (2) | 40 | 31 | 324 | 2 | at Buffalo       | 10/26/23 |
| C.J. Stroud    | 42 | 30 | 470 | 5 | at Houston       | 11/5/23  |
| Brock Purdy    | 25 | 21 | 333 | 3 | at San Francisco | 11/19/23 |
| Desmond Ridder | 40 | 26 | 347 | 1 | at Atlanta       | 12/10/23 |

\* Playoff game

### 300-YARD PASSERS SUMMARY

Drew Brees (10), Matt Ryan (10), Wade Wilson (4), Jared Goff (3), Tommy Kramer (3), Cam Newton (3), Matthew Stafford (3), Josh Allen (2), Teddy Bridgewater (2), Kirk Cousins (2), Daunte Culpepper (2), Brett Farve (2), Nick Foles (2), Jim Kelly (2), Don Majkowski (2), Dan Marino (2), Scott Mitchell (2), Joe Montana (2), Carson Palmer (2), Aaron Rodgers (2), Ben Roethlisberger (2), Tony Romo (2), Matthew Stafford (2\*), Kurt Warner (2), Danny White (2\*), Blake Bortles (1), Tom Brady (1), Jason Campbell (1), Derek Carr (1), Gary Danielson (1), Sam Darnold (1), Lynn Dickey (1), Steve Dils (1), Jim Everett (1), Dan Fouts (1), Kent Graham (1), Trent Green (1), Robert Griffin III (1), Rex Grossman (1), Matt Hasselbeck (1), Taylor Heinicke (1\*), Eric Hipple (1), Brian Hoyer (1), Brad Johnson (1), Daniel Jones (1), Bill Kenney (1), Neil Lomax (1), Patrick Mahomes (1), Eli Manning (1), Peyton Manning (1), Donovan McNabb (1), Warren Moon (1), Kyle Murray (1), Ken O'Brien (1), Rodney Peete (1), Dak Prescott (2\*), Brock Purdy (1), Desmond Ridder (1), Philip Rivers (1), Brian Sipe (1), Ken Stabler (1), C.J. Stroud (1), Mitchell Trubisky (1), Michael Vick (1), Carson Wentz (1), Russell Wilson (1), Randy Wright (1), Steve Young (1)

# LONGEST PLAYS IN TEAM HISTORY

## PASSING

| Player                             | Yards | Opponent         | Date     |
|------------------------------------|-------|------------------|----------|
| Josh Freeman to Vincent Jackson    | 95    | vs. New Orleans  | 10/21/12 |
| Vinny Testaverde to Willie Drewrey | 89t   | vs. Atlanta      | 12/2/90  |
| Vinny Testaverde to Willie Drewrey | 87t   | at Green Bay     | 9/15/91  |
| Mike Glennon to Tiquan Underwood   | 85t   | at Detroit       | 11/24/13 |
| Doug Williams to Kevin House       | 84t   | at Detroit       | 12/20/81 |
| Vinny Testaverde to Tyji Armstrong | 81t   | vs. L.A. Rams    | 12/6/92  |
| Doug Williams to Jimmie Giles      | 81t   | vs. Chicago      | 11/1/81  |
| Brian Griese to Joey Galloway      | 80t   | vs. Detroit      | 10/2/05  |
| Jack Thompson to Jimmie Giles      | 80    | at Dallas        | 10/9/83  |
| Trent Dilfer to Reidel Anthony     | 79t   | at Jacksonville  | 11/15/98 |
| Chris Simms to Joey Galloway       | 78t   | at San Francisco | 10/30/05 |
| Vinny Testaverde to Mark Carrier   | 78t   | at Chicago       | 11/19/89 |

## RUSHING

| Player           | Yards | Opponent        | Date     |
|------------------|-------|-----------------|----------|
| Ronald Jones II  | 98t   | at Carolina     | 11/15/20 |
| Doug Martin      | 84    | at Philadelphia | 11/22/15 |
| Bobby Rainey     | 80t   | vs. Buffalo     | 12/8/13  |
| Michael Pittman  | 78t   | vs. Kansas City | 11/7/04  |
| Warrick Dunn     | 76    | vs. Chicago     | 12/21/97 |
| James Wilder     | 75t   | at Minnesota    | 11/6/83  |
| Jerry Ellison    | 75    | vs. Detroit     | 12/23/95 |
| Carnell Williams | 71t   | at Minnesota    | 9/11/05  |
| Warrick Dunn     | 70t   | vs. Dallas      | 12/3/00  |
| Doug Martin      | 70t   | at Oakland      | 11/4/12  |

## KICKOFF RETURNS

| Player            | Yards | Opponent        | Date     |
|-------------------|-------|-----------------|----------|
| Sammie Stroughter | 97t   | vs. Carolina    | 10/18/09 |
| Clifton Smith     | 97t   | at Kansas City  | 11/2/08  |
| Micheal Spurlock  | 90t   | vs. Atlanta     | 12/16/07 |
| Micheal Spurlock  | 89t   | at Atlanta      | 11/7/10  |
| Aaron Stecker     | 86    | vs. New Orleans | 12/23/01 |
| Clifton Smith     | 83    | vs. Green Bay   | 11/8/09  |
| Micheal Spurlock  | 79    | vs. Seattle     | 12/26/10 |
| Sammie Stroughter | 78    | vs. Detroit     | 9/11/11  |
| Vernon Turner     | 77    | vs. Minnesota   | 10/30/94 |

## FIELD GOALS

| Player                  | Yards     | Opponent            | Date            |
|-------------------------|-----------|---------------------|-----------------|
| Matt Bryant             | 62        | vs. Philadelphia    | 10/22/06        |
| Chandler Catanzaro      | 59        | vs. Cleveland       | 10/21/18        |
| Matt Gay                | 58        | at LA Rams          | 9/29/19         |
| Kyle Brindza            | 58        | at Houston          | 9/27/15         |
| <b>Chase McLaughlin</b> | <b>57</b> | <b>at Carolina</b>  | <b>1/7/24</b>   |
| <b>Chase McLaughlin</b> | <b>57</b> | <b>at Buffalo</b>   | <b>10/26/23</b> |
| <b>Chase McLaughlin</b> | <b>57</b> | <b>at Minnesota</b> | <b>9/10/23</b>  |
| Connor Barth            | 57        | vs. Washington      | 9/30/12         |
| Michael Husted          | 57        | at L.A. Raiders     | 12/19/93        |
| <b>Chase McLaughlin</b> | <b>55</b> | <b>at Atlanta</b>   | <b>12/10/23</b> |
| <b>Chase McLaughlin</b> | <b>55</b> | <b>at Houston</b>   | <b>11/5/23</b>  |
| Matt Gay                | 55        | vs. New Orleans     | 11/17/19        |
| Kyle Brindza            | 55        | at New Orleans      | 9/20/15         |
| Patrick Murray          | 55        | at New Orleans      | 10/5/14         |
| Connor Barth            | 55        | at Denver           | 12/2/12         |
| Connor Barth            | 55        | vs. Houston         | 11/14/11        |
| Martin Gramática        | 55        | vs. Detroit         | 10/19/00        |
| Donald Igwebuike        | 55        | at Minnesota        | 11/30/86        |

There have been 86 50-yard or longer field goals: Barth 15, Gramatica 15, Husted 10, Igwebuike 9, McLaughlin 7, Murray 7, Gay 5, Capece 4, Lindell 4, Brindza 2, Bryant 2, Christie 2, Catanzaro 1, Folk 1, Succop 1, Taylor 1, Tiffin 1

## PUNT RETURNS

| Player           | Yards | Opponent        | Date     |
|------------------|-------|-----------------|----------|
| Jacque Green     | 95t   | at Green Bay    | 9/13/98  |
| Karl Williams    | 88t   | vs. Chicago     | 12/22/96 |
| Karl Williams    | 84t   | at Detroit      | 11/1/01  |
| Vernon Turner    | 80t   | vs. Detroit     | 10/2/94  |
| Micheal Spurlock | 77t   | at New Orleans  | 12/27/09 |
| Karl Williams    | 73t   | vs. Buffalo     | 11/26/00 |
| Karl Williams    | 72    | at Minnesota    | 12/15/96 |
| Clifton Smith    | 70t   | at Detroit      | 11/23/08 |
| Karl Williams    | 63t   | at Indianapolis | 11/2/97  |
| Karl Williams    | 61t   | vs. Chicago     | 12/21/97 |

## FUMBLE RETURNS

| Player           | Yards | Opponent         | Date     |
|------------------|-------|------------------|----------|
| Devin White      | 91    | vs. Atlanta      | 12/29/19 |
| Cedric Brown     | 80t   | at Houston       | 10/19/80 |
| Martin Mayhew    | 78t   | vs. Minnesota    | 10/15/95 |
| Sabby Piscitelli | 72    | at Buffalo       | 9/20/09  |
| Hugh Green       | 60t   | at Dallas*       | 1/9/83   |
| David Logan      | 60t   | vs. Detroit      | 12/14/80 |
| Keenan McCardell | 57t   | vs. Indianapolis | 10/6/03  |
| David Logan      | 54t   | at Minnesota     | 11/6/83  |

\*= Postseason game

## INTERCEPTION RETURNS

| Player           | Yards | Opponent        | Date     |
|------------------|-------|-----------------|----------|
| Shelton Quarles  | 98t   | vs. Green Bay   | 10/7/01  |
| Derrick Brooks   | 97t   | at Baltimore    | 9/15/02  |
| Mason Foster     | 85t   | vs. New Orleans | 9/15/13  |
| Sabby Piscitelli | 84    | vs. Oakland     | 12/28/08 |
| Leonard Johnson  | 83t   | vs. San Diego   | 11/11/12 |
| Neal Colzie      | 82t   | vs. Minnesota   | 9/5/81   |
| Cedric Brown     | 81t   | vs. Green Bay   | 11/22/81 |
| Rondé Barber     | 78t   | vs. Kansas City | 10/14/12 |
| Brian Kelly      | 75    | vs. Atlanta     | 12/5/04  |
| Darryl Pollard   | 75    | at Chicago      | 10/18/92 |

## PUNTS

| Player              | Yards     | Opponent                | Date            |
|---------------------|-----------|-------------------------|-----------------|
| <b>Jake Camarda</b> | <b>74</b> | <b>at Carolina</b>      | <b>1/7/24</b>   |
| <b>Jake Camarda</b> | <b>74</b> | <b>vs. Philadelphia</b> | <b>9/25/23</b>  |
| <b>Jake Camarda</b> | <b>74</b> | <b>vs. L.A. Rams</b>    | <b>11/6/22</b>  |
| Sean Landeta        | 74        | at N.Y. Jets            | 12/14/97        |
| <b>Jake Camarda</b> | <b>72</b> | <b>vs. Chicago</b>      | <b>9/17/23</b>  |
| Tom Tupa            | 71        | at New Orleans          | 12/1/02         |
| Dave Green          | 70        | at Detroit              | 11/20/77        |
| <b>Jake Camarda</b> | <b>66</b> | <b>vs. Detroit</b>      | <b>10/15/23</b> |
| <b>Jake Camarda</b> | <b>66</b> | <b>at Atlanta</b>       | <b>1/8/23</b>   |
| <b>Jake Camarda</b> | <b>66</b> | <b>vs. New Orleans</b>  | <b>12/5/22</b>  |
| <b>Jake Camarda</b> | <b>66</b> | <b>vs. Baltimore</b>    | <b>10/27/22</b> |
| Mark Royals         | 66        | at Chicago              | 1/2/00          |

# SIDELINES





## LEE ROY SELMON

Upon establishing the Ring of Honor in 2009, there was no question as to who the Buccaneers would choose to recognize with the inaugural induction. Lee Roy Selmon, referred to by some as the original Buccaneer, served as the franchise's cornerstone for nearly a decade, earning numerous accolades on the field and becoming one of the Bay area's most beloved figures off of it. On November 9, 2009, Selmon's name and number were added as permanent fixtures on the wall at Raymond James Stadium, as the man known for being Tampa Bay's shining bright spot in during its difficult fledgling years was recognized with the team's highest distinction.

Selmon joined the Buccaneers as a first-round draft choice – and the team's first-ever draft selection – in 1976 out of Oklahoma. While with the Sooners, Selmon was a member of eight All-America teams and won both the Outland and Lombardi trophies during his senior season. But as decorated as his collegiate career may have been, Selmon was an even greater professional player, easily the most outstanding to date in team history. The Buccaneers' all-time career sack leader (78.5), he anchored a ferocious defense which led the team to its first-ever NFC Central Division Championship in 1979.

### Lee Roy Selmon became the first Buccaneers player ever inducted into the Pro Football Hall of Fame.

Selmon managed to establish numerous team records despite having his career prematurely shortened due to a herniated disk suffered at the end of the 1984 season. At the time of his retirement, his lengthy list of Buccaneer records included: career sacks (78.5), sacks in a season (13) and career forced fumbles (28.5). In addition, he was named NFL Defensive Player of the Year in 1979 and NFC Defensive Lineman of the Year by the NFL Players Association four times (1979–80, 1982–83). His number 63 became the first and only jersey retired by the Buccaneers on September 7, 1986

Selmon's on-the-field contributions were equaled only by his incredible generosity off the field. He was a perennial contender for the NFL Man of the Year and the Byron "Whizzer" White Award for humanitarian



service. Following his retirement, Selmon remained highly visible, occupying a seat on the board of the Tampa Sports Authority and taking on responsibility of building the University of South Florida's football program. Selmon served as Associate Athletic Director at USF from August of 1994 until being named Athletic Director in June 2001. He held that spot until 2004 and was entrusted with the primary task of procuring funds for the University's successful efforts to form a football team.

In a heartbreaking turn for the entire Bay area, Selmon passed away on September 4, 2011, surrounded by family and friends, two days after suffering a stroke at the age of 56.

Selmon was born in Eufaula, Oklahoma and was the youngest of nine children, including his brother, Dewey, who played for the Buccaneers from 1976–80, and Lucious, who coached for the Jacksonville Jaguars. Selmon is survived by his wife, Claybra, and the couple's three children: Brandy, Lee Roy, Jr. and Christopher.

### BUCCANEERS STATISTICS

| YEAR                 | TEAM      | G-S            | TOTAL TACK. | FUM. REC. | FUM. FOR.   | QB SACK     |
|----------------------|-----------|----------------|-------------|-----------|-------------|-------------|
| 1976                 | Tampa Bay | 8-6            | 24          | 0         | 0.0         | 5.0         |
| 1977                 | Tampa Bay | 14-14          | 110         | 2         | 5.0         | 13.0        |
| 1978                 | Tampa Bay | 14-14          | 92          | 0         | 2.0         | 11.0        |
| 1979                 | Tampa Bay | 16-16          | 117         | 2         | 3.0         | 11.0        |
| 1980                 | Tampa Bay | 16-16          | 97          | 2         | 4.0         | 9.0         |
| 1981                 | Tampa Bay | 14-13          | 73          | 0         | 5.0         | 6.5         |
| 1982                 | Tampa Bay | 9-9            | 58          | 1         | 2.0         | 4.0         |
| 1983                 | Tampa Bay | 14-13          | 71          | 1         | 3.0         | 11.0        |
| 1984                 | Tampa Bay | 16-16          | 100         | 2         | 4.5         | 8.0         |
| <b>9-YEAR TOTALS</b> |           | <b>121-117</b> | <b>742</b>  | <b>10</b> | <b>28.5</b> | <b>78.5</b> |

# 63 SELMON

## JOHN MCKAY

John McKay, known for his unprecedented success on the football field and his wit off of it, died on Sunday, June 10, 2001, at the age of 77, from kidney failure due to complications from diabetes. With his passing, the Buccaneers family lost the man who led the franchise from its very beginning.

On December 5, 2010 during halftime of the Buccaneers' game against the Atlanta Falcons, McKay became the second inductee into the team's Ring of Honor. McKay spent more than 25 years overall as a head coach on the collegiate and professional level. The legendary coach compiled an overall head coaching record of 171-128-9 (.572). In 25 seasons as a head coach, McKay's teams won a college conference or professional division championship 11 times and advanced to postseason play on 12 occasions.

McKay was named the first head coach in Buccaneers history on October 31, 1975. He coached the Buccaneers for nine seasons (1976-84) and compiled a 44-88-1 record. In just the franchise's fourth season (1979), he led Tampa Bay to an NFC Central Division championship, a playoff win over Philadelphia and the club's first appearance in the NFC Championship Game. McKay also coached the first Hall of Famer in Buccaneers history, DE Lee Roy Selmon, the team's first overall draft pick in 1976.

.....


**In just the franchise's fourth season (1979), McKay led Tampa Bay to an NFC Central Division championship, a playoff win over Philadelphia and the club's first appearance in the NFC Championship Game.**

.....

He guided the Buccaneers to consecutive playoff appearances in 1981 and 1982. McKay then led Tampa Bay to its second NFC Central Division championship in 1981. He was a part of the franchise's inaugural win, a 33-14 victory over New Orleans on December 11, 1977. He later served as Team President during the '85 season.

Prior to joining Tampa Bay, McKay coached at the University of Southern California for 16 seasons, from 1960-75. He led the Trojans to four national championships and a 127-40-8 record (.760). McKay coached 40 first-team All-Americans during his 16 years.

In only his third season as head coach at USC in 1962, McKay guided the Trojans to his first national crown. He followed by capturing national championships in the 1967, 1972 and 1974 seasons. His four national titles ranks tied with Notre Dame's Frank Leahy for second all-time, trailing only Alabama's Paul "Bear" Bryant's six championships. In addition, his resume at USC includes three undefeated seasons, nine conference championships,



eight Rose Bowl appearances (including five victories), 14 consecutive winning campaigns and two National Coach of the Year honors (1962 and 1972). He also tutored two Heisman Trophy winners in Mike Garrett (1965) and O.J. Simpson (1968). During his last four seasons at USC (1972-75), he also served as the school's athletic director.

McKay served as an assistant at USC in 1959 before being named the Trojans' head coach in 1960. He was also an assistant coach at Oregon from 1950-1959. McKay played one season as a defensive back at Purdue before transferring to Oregon, where he lettered for three seasons and earned All-American honorable mention and All-Coast first-team honors. Prior to attending college, he served in the Army Air Corps in World War II. McKay was inducted into the College Football Hall of Fame in 1988 and into the Rose Bowl Hall of Fame in 1991. He was also a member of the 1994 inaugural class of USC's Athletic Hall of Fame.

McKay was born in Everettville, West Virginia. He attended Shinnston High School (WV), where he was an all-state running back and a star guard in basketball.

He and his wife, the late Corky (formerly Nancy Jean Hunter), had four children: John, Rich, Michele, and Terri. Rich now serves as President of the Atlanta Falcons after nine seasons (1995-03) as Tampa Bay's General Manager. John served as General Manager of the 2001 XFL Champion Los Angeles Xtreme and also played wide receiver for USC from 1972-74 and for Tampa Bay from 1976-78.

**MCKAY**

# JIMMIE GILES

The third inductee into the Buccaneers' Ring of Honor and first offensive addition, Jimmie Giles was inducted on December 4, 2011, during halftime of the Buccaneers' game against the Carolina Panthers.

Acquired from Houston in a trade prior to the 1978 NFL Draft, Giles quickly emerged as a standout player, earning honorable mention All-Pro by Sports Illustrated in 1979 and by the Associated Press in 1985, while earning various All-NFC honors from 1979-82. Following the 1980 season, he also became the first offensive Pro Bowl player in franchise history. He remained the only offensive player to represent the team at the league's annual all-star game following the 1981 and 1982 seasons, until running back James Wilder joined him in 1984. Giles then made his fourth Pro Bowl trip in 1985, and, to that point in team history, only DE Lee Roy Selmon had been to the Pro Bowl more frequently.

Giles' four Pro Bowl selections remain the second-highest total among offensive players in franchise annals, trailing only the six trips made by fullback Mike Alstott between 1997 and 2002. Giles is still the only Buccaneer tight end to be selected to the game.

**Giles became the first-ever offensive Buccaneer to be selected to a Pro Bowl, as he went on to earn four total trips in his career**

A naturally-gifted athlete who was selected by the Los Angeles Dodgers in the 12th round of the 1976 MLB draft, Giles possessed a combination of size and speed that was unusual at his position in the '70s and '80s. Though he stood 6-3 and weighed close to 250 pounds, Giles was known for stretching the field, as evidenced by his impressive career average of 15.4 yards per reception. In 1980, Giles not only led all NFL tight ends with 602 yards on 33 catches, but he was one of the league's best downfield threats, period. Among all players with at least 25 receptions, that season, Giles led the league with 18.2 yards per grab.



Giles' other noteworthy career trend was his nose for the end zone. Along with a franchise mark of 34 touchdown receptions during his time in Buccaneers orange, the gregarious tight end also owns the team record for most touchdowns of any kind in a single game, racking up four scoring catches in a 1985 shootout against the Miami Dolphins. The resulting 24 points Giles recorded in that contest is also a Buccaneer single-game record.

After a nine-year career with the Buccaneers (1978-86), Giles still ranks eighth in receptions (279), third in receiving yards (4,300) and first in receiving touchdowns (34) all-time in franchise history, as well as ranking first in each respective category among tight ends. Giles additionally continues to rank highly among single-season leaders by a tight end in team history, with two of the top five seasons in receiving yards and receptions, and three of the top five seasons in touchdown receptions, including the top mark of eight in 1985.

## BUCCANEERS STATISTICS

| YEAR                 | TEAM      | G-S            | RECEIVING  |              |             |           |           |
|----------------------|-----------|----------------|------------|--------------|-------------|-----------|-----------|
|                      |           |                | NO         | YDS          | AVG.        | LG        | TD        |
| 1978                 | Tampa Bay | 16-10          | 23         | 324          | 14.1        | 38        | 2         |
| 1979                 | Tampa Bay | 16-16          | 40         | 579          | 14.5        | 66t       | 7         |
| 1980                 | Tampa Bay | 16-15          | 33         | 602          | 18.2        | 51        | 4         |
| 1981                 | Tampa Bay | 16-16          | 45         | 786          | 17.5        | 81t       | 6         |
| 1982                 | Tampa Bay | 9-9            | 28         | 499          | 17.8        | 48        | 3         |
| 1983                 | Tampa Bay | 11-9           | 25         | 349          | 14.0        | 80        | 1         |
| 1984                 | Tampa Bay | 14-14          | 24         | 310          | 12.9        | 38        | 2         |
| 1985                 | Tampa Bay | 16-16          | 43         | 673          | 15.7        | 44        | 8         |
| 1986                 | Tampa Bay | 7-7            | 18         | 178          | 9.9         | 20        | 1         |
| <b>9-YEAR TOTALS</b> |           | <b>121-112</b> | <b>279</b> | <b>4,300</b> | <b>15.4</b> | <b>81</b> | <b>34</b> |

# 88 GILES

## PAUL GRUBER

In June 2012, the Buccaneers announced the name of the man who would be the fourth member of the team's Ring of Honor: Paul Gruber.


Gruber joined Hall of Fame DE Lee Roy Selmon, Head Coach John McKay and TE Jimmie Giles in receiving the highest honor the franchise can bestow, as he was inducted during Tampa Bay's Week 6 matchup against the Kansas City Chiefs.

**Gruber was a fixture at left tackle for the Buccaneers, spending his entire 12-year career with the team and starting in all of the 183 games that he played.**

Gruber is one of the most decorated players in team history, having been named a two-time team MVP (Tampa Sports Club, 1992; local media, 1994), the team's Ed Block Courage Award winner (1995), first-team All-Pro (USA Today, 1996), two-time second-team All-Pro (College and Pro Football Newsweekly, 1990; Associated Press, 1992), two-time All-NFC selection (United Press International, 1989; Football News, 1990) and a Pro Bowl alternate in 1997.

Born in the small town of Prairie du Sac, Wisconsin, Gruber was recruited to the University of Wisconsin as a tight end. Then-head coach, Ron McBride, convinced Gruber to transition to the offensive line after the latter first was placed on the defensive line. His coach's suggestion proved to be the right one, as Gruber's talent for the offensive line led to him being selected by the Buccaneers in the first round (4th overall) of the 1988 NFL Draft.

Gruber opened his NFL career with a remarkable string of 4,850 consecutive snaps (1988-92). He also played the entire 1989 campaign without a single holding penalty, and was instrumental in helping the 1999 Buccaneers win a division title, which was the team's first in 18 years.



Although a broken leg in the 1999 regular-season finale prevented him from playing with his teammates in that playoff game he had helped earn, Gruber's maturity and leadership remained unmatched.

His reputation both on the team and with the local media was one of a quiet, hardworking leader. He became a dependable force to be reckoned with on the field, and a calming presence in the locker room, even during some of Tampa Bay's down seasons.

Today, Gruber resides in Colorado with his wife, Brenda, and the couple's three children: Blake, Chase, and Ashlyn.

### CAREER STATISTICS

| YEAR                  | TEAM      | G-S            |
|-----------------------|-----------|----------------|
| 1988                  | Tampa Bay | 16-16          |
| 1989                  | Tampa Bay | 16-16          |
| 1990                  | Tampa Bay | 16-16          |
| 1991                  | Tampa Bay | 16-16          |
| 1992                  | Tampa Bay | 16-16          |
| 1993                  | Tampa Bay | 10-10          |
| 1994                  | Tampa Bay | 16-16          |
| 1995                  | Tampa Bay | 16-16          |
| 1996                  | Tampa Bay | 13-13          |
| 1997                  | Tampa Bay | 16-16          |
| 1998                  | Tampa Bay | 16-16          |
| 1999                  | Tampa Bay | 16-16          |
| <b>12-YEAR TOTALS</b> |           | <b>183-183</b> |

# 74 GRUBER

# WARREN SAPP

2013 marked a momentous year for Warren Sapp, one of the greatest players in Buccaneers history.

On February 2, he was selected as a first-ballot inductee into the Pro Football Hall of Fame. Three months later, on May 2, Tampa Bay announced that not only would Sapp be the club's 2012 Ring of Honor pick, but that the team would also officially retire his iconic No. 99 jersey.

**Warren Sapp was selected as a first-ballot Hall of Famer in 2013, joining Lee Roy Selmon and becoming the second Buccaneers representative to achieve that honor.**

Sapp was drafted by the Buccaneers in the first round (12th overall) of the 1995 NFL Draft. He played nine years with Tampa Bay, appearing in 140 games and starting 130, while also starting each of his nine postseason contests. He continued his playing career playing four seasons with the Oakland Raiders, and retired having played 198 career games with 188 starts, recording career totals of 695 tackles, 96.5 sacks, four interceptions with one touchdown, 26 passes defended, 20 forced fumbles and 12 fumble recoveries.

An integral cog in one of the league's top defenses of the late 1990s and early 2000s, Sapp helped lead the 2002 Buccaneers to a world championship in Super Bowl XXXVII. He earned numerous other accolades, including seven Pro Bowl nods, four first-team All-Pro nominations, two second-team All-Pro nominations, NFL Defensive Player of the Year honors, and was twice named to the NFL All-Decade Team.

Sapp's 96.5 sacks stands as the second-most by an interior lineman in league history and he is often credited for having helped revolutionize the defensive tackle position. He set Tampa Bay's single-season record with his 16.5 sacks in 2000, the third-highest total ever recorded by a defensive tackle. In each of his last seven seasons with the Buccaneers, the team's defense ranked in the league's Top 10.



Prior to drafting Sapp, the Buccaneers had suffered through 12 consecutive losing seasons. By his third year, Tampa Bay was appearing in the postseason and, over the next seven years, the team never had a losing record, made the playoffs six times and won Super Bowl XXXVII.

Sapp's career was headlined by his incredible passion, overwhelming talent and legendary personality. He led the Tampa Bay defense with intense devotion and leadership, and his fervor was evident to everyone who watched him play.

Sapp played three seasons at the University of Miami, foregoing his senior season to enter the NFL Draft. As a Hurricane, he recorded 176 tackles, 19.5 sacks, five passes defended, four forced fumbles and four fumble recoveries. He won the Lombardi Trophy for the nation's top lineman/linebacker and was a finalist for the Outland Trophy for the nation's top interior lineman.

## CAREER STATISTICS

| YEAR                  | TEAM      | G-S            | TOTAL TACK. | FUM. REC. | FUM. FOR.   | QB SACK     |
|-----------------------|-----------|----------------|-------------|-----------|-------------|-------------|
| 1995                  | Tampa Bay | 16-8           | 27          | 0         | 1.0         | 3.0         |
| 1996                  | Tampa Bay | 15-14          | 51          | 1         | 1.0         | 9.0         |
| 1997                  | Tampa Bay | 15-15          | 68          | 1         | 3.0         | 10.5        |
| 1998                  | Tampa Bay | 16-16          | 59          | 1         | 2.0         | 7.0         |
| 1999                  | Tampa Bay | 15-15          | 54          | 2         | 3.0         | 12.5        |
| 2000                  | Tampa Bay | 16-15          | 76          | 1         | 1.0         | 16.5        |
| 2001                  | Tampa Bay | 16-16          | 53          | 2         | 2.0         | 6.0         |
| 2002                  | Tampa Bay | 16-16          | 78          | 1         | 1.0         | 7.5         |
| 2003                  | Tampa Bay | 15-15          | 58          | 0         | 2.0         | 5.0         |
| 2004                  | Oakland   | 16-16          | 42          | 2         | 0.0         | 2.5         |
| 2005                  | Oakland   | 10-10          | 32          | 0         | 1.0         | 5.0         |
| 2006                  | Oakland   | 16-16          | 47          | 0         | 1.0         | 10.0        |
| 2007                  | Oakland   | 16-16          | 50          | 1         | 2.0         | 2.0         |
| <b>13-YEAR TOTALS</b> |           | <b>198-188</b> | <b>695</b>  | <b>12</b> | <b>20.0</b> | <b>96.5</b> |

# 99 SAPP



# DERRICK BROOKS

Derrick Brooks, a first-ballot Class of 2014 selection to the Pro Football Hall of Fame, joined the Buccaneers Ring of Honor in 2014.

Drafted as a first-round pick (28th overall) in the 1995 NFL Draft, Brooks entered the league alongside Warren Sapp, the first-rounder the Buccaneers had selected 12th overall. The two players would both go on to dominate at their respective positions, combining their prowess to turn the Tampa 2 into one of the most dominant defenses in NFL history.

Brooks spent 14 seasons with Tampa Bay, redefining the linebacker position on his way to becoming one of the most decorated Buccaneers of all time, and one of the most respected players across the NFL.

He played in 224 games with 221 starts, both marks standing as second-most in team history, and recorded a franchise-record 2,198 tackles, along with 25 interceptions, 13.5 sacks, 135 passes defended, 25 forced fumbles, and four fumble recoveries. Brooks' seven defensive touchdowns rank second in team history, behind only defensive back Rondé Barber, and he is the only non-defensive back to crack the Top 5 in the team's career interception list.

## Brooks proved to be exceptional both on and off the field, earning some of the NFL's most revered awards for his play and his volunteerism.

Brooks earned accolade after accolade during his playing years, being selected as an All-Pro by the Associated Press nine times and totaling franchise-best 11 Pro Bowl berths. In 2002, he was named AP Defensive Player of the Year.

He is also responsible for one of the standout plays in Buccaneer history: a 44-yard interception returned for a touchdown that sealed Tampa Bay's 48-21 victory in Super Bowl XXXVII.

However, beyond Brooks' impact on the field, he was – and continues to be – a difference maker in the Bay Area community. Among his many philanthropic honors, Brooks was co-recipient of the 2000 Walter Payton/NFL Man of the Year and received both the 2003 Bart Starr Award and the 2004 Byron "Whizzer" White Award, some of the most revered honors in the league.



Always a strong proponent of education, Brooks dedicated himself both during his career and following his retirement to filling the needs of students, which began with his The Brooks Bunch program, which served as a cornerstone of his community involved and led the way for the formation of Derrick Brooks Charities, Inc.

Brooks also helped found the Brooks-DeBartolo Collegiate High School; a Hillsborough County sponsored charter high school that currently enrolls over 400 students and serves as the only traditional charter high school in the Bay Area.

A standout player at Florida State University, Brooks was a four-year letterwinner and first-team All-American and All-Atlantic Coast Conference selection. His career statistics include 274 tackles, five interceptions, 8.5 sacks, 13 passes defended, four forced fumbles and three fumble recoveries.

In addition to his selection to the Ring of Honor, Brooks was also inducted into the Pro Football Hall of Fame in 2014, the third Buccaneers player to be enshrined in Canton.

## CAREER STATISTICS

| YEAR                  | TEAM      | G-S            | TOTAL TACK.  | INT.      | SACKS       | PD         | FUM FOR.  |
|-----------------------|-----------|----------------|--------------|-----------|-------------|------------|-----------|
| 1995                  | Tampa Bay | 16-13          | 80           | 0         | 1.0         | 4          | 2         |
| 1996                  | Tampa Bay | 16-16          | 133          | 1         | 0.0         | 12         | 1         |
| 1997                  | Tampa Bay | 16-16          | 182          | 2         | 1.5         | 10         | 1         |
| 1998                  | Tampa Bay | 16-16          | 189          | 1         | 0.0         | 5          | 2         |
| 1999                  | Tampa Bay | 16-16          | 180          | 4         | 2.0         | 20         | 2         |
| 2000                  | Tampa Bay | 16-16          | 179          | 1         | 1.0         | 11         | 5         |
| 2001                  | Tampa Bay | 16-16          | 165          | 3         | 0.0         | 11         | 1         |
| 2002                  | Tampa Bay | 16-16          | 170          | 5         | 1.0         | 15         | 0         |
| 2003                  | Tampa Bay | 16-16          | 151          | 2         | 2.0         | 9          | 3         |
| 2004                  | Tampa Bay | 16-16          | 172          | 1         | 1.0         | 6          | 3         |
| 2005                  | Tampa Bay | 16-16          | 174          | 1         | 3.0         | 15         | 1         |
| 2006                  | Tampa Bay | 16-16          | 150          | 3         | 3.0         | 7          | 0         |
| 2007                  | Tampa Bay | 16-16          | 162          | 0         | 0.0         | 2          | 3         |
| 2008                  | Tampa Bay | 16-16          | 111          | 1         | 0.0         | 8          | 1         |
| <b>14-YEAR TOTALS</b> |           | <b>224-221</b> | <b>2,198</b> | <b>25</b> | <b>13.5</b> | <b>135</b> | <b>25</b> |

# MIKE ALSTOTT

Mike Alstott was selected as one of two inductees into the Buccaneers Ring of Honor in 2015, along with former quarterback Doug Williams.

Alstott came to Tampa Bay as a second-round selection (35th overall) out of Purdue in the 1996 NFL Draft and quickly rose to acclaim as one of the league's most powerful, punishing rushers, running with a hard-nosed style that earned him the nickname 'A-Train.'

A six-time Pro Bowl selection - a franchise record for an offensive player - and four-time Associated Press All-Pro honoree, Alstott is the Buccaneers' all-time leader in touchdowns (71) and rushing touchdowns (58). He ranks second in franchise annals with 5,088 rushing yards, second in yards from scrimmage (7,372), fourth in receptions (305), and seventh in games played (158).

**Alstott's bruising running style and not-to-be-denied goal-line carries made him a legend in the Bay Area and throughout the league.**

In eight of his 11 seasons, Alstott led or tied the team lead in rushing touchdowns, recording a career-best 10 in 2001 and twice rushing for three touchdowns in a single game (vs. Minnesota, 10/28/2001; at Cincinnati, 12/27/1998). He recorded seven 100-yard rushing games during his career.

In addition to the accolades he earned during the regular season, Alstott also holds a decorated place in Buccaneers postseason lore. He was a member of six playoff teams and played in 10 postseason contests, both tied for second-most in franchise history behind only Derrick Brooks, and the most ever by an offensive player.

Alstott was part of five Buccaneers playoff victories, tied for a franchise best, while his 341 rushing yards are also the most in club history. Alstott's seven postseason touchdowns, all rushing, are five more than any other player in team history. Four of those scores came en route to the Super Bowl XXXVII title in San Diego following the 2002 season. Alstott also ranks third in postseason receptions (21) and fourth in postseason receiving yards (161).



During his career, Alstott was an active community supporter and his dedication to civic duty only increased since his retirement. During the 2007 offseason, Alstott and his wife Nicole formed the Mike Alstott Family Foundation, with the goal of assisting and uplifting the minds, hearts and spirits of families and children on their way to realizing their full potential through various events, assistance programs and celebrations.

Since the formation of his foundation, Alstott and his family have been involved in organizing and helping carry out numerous outreach events, including frequent programs with All-Children's Hospital; partnering with Big Brothers and Big Sisters; raising funds for the Angelus House, a home for children with disabilities; and special events catered to serving the area's foster children.

Alstott currently serves as the head football coach at Northside Christian School in St. Petersburg, Florida.

## CAREER STATISTICS

| YEAR                  | G-S            | RUSHING      |              |            |           | RECEIVING       |              |            |           |
|-----------------------|----------------|--------------|--------------|------------|-----------|-----------------|--------------|------------|-----------|
|                       |                | ATT          | YDS          | AVG        | TD        | NO              | YDS          | AVG        | TD        |
| 1996                  | 16/16          | 96           | 377          | 3.9        | 3         | 65              | 557          | 8.6        | 3         |
| 1997                  | 15/15          | 176          | 665          | 3.8        | 7         | 23              | 178          | 7.7        | 3         |
| 1998                  | 16/16          | 215          | 846          | 3.9        | 8         | 22              | 152          | 6.9        | 1         |
| 1999                  | 16/16          | 242          | 949          | 3.9        | 7         | 27              | 239          | 8.9        | 2         |
| 2000                  | 13/13          | 131          | 465          | 3.5        | 5         | 13              | 93           | 7.2        | 0         |
| 2001                  | 16/16          | 165          | 680          | 4.1        | 10        | 35              | 231          | 6.6        | 1         |
| 2002                  | 16/9           | 146          | 548          | 3.8        | 5         | 35              | 242          | 6.9        | 2         |
| 2003                  | 4/3            | 27           | 77           | 2.9        | 2         | 10              | 83           | 8.3        | 0         |
| 2004                  | 14/11          | 67           | 230          | 3.4        | 2         | 29              | 202          | 7          | 0         |
| 2005                  | 16/7           | 34           | 80           | 2.4        | 6         | 25              | 222          | 8.9        | 1         |
| 2006                  | 16/15          | 60           | 171          | 2.9        | 3         | 21              | 85           | 4          | 0         |
| 2007                  |                |              |              |            |           | Injured Reserve |              |            |           |
| <b>12-YEAR TOTALS</b> | <b>158/137</b> | <b>1,359</b> | <b>5,088</b> | <b>3.7</b> | <b>58</b> | <b>305</b>      | <b>2,284</b> | <b>7.5</b> | <b>13</b> |

# DOUG WILLIAMS

Doug Williams was selected as one of two inductees into the Ring of Honor in 2015, along with former fullback Mike Alstott.

Williams joined the Buccaneers as the team's first-round draft choice (17th overall) in the 1978 NFL Draft out of Grambling State and was immediately saddled with the hopes of a struggling franchise searching for a long-term solution at the quarterback position.

Taking over the reins of a team that had won two games combined in its first two NFL seasons, Williams' rookie year led to 10 starts and four wins. He would then start every game over the next four seasons and, in his sophomore season, he engineered one of the most unforeseen success stories of the era when he led the Buccaneers to the 1979 NFC Central Division crown and a berth in the NFC Championship Game.

Williams also took the Buccaneers to a division title in 1981 and led his team to a record above .500 in three of his final four seasons (1979, 1981-82) as Tampa Bay's quarterback. In comparison, from 1976-96, without Williams under center, the franchise did not register another winning season.

.....

## Leading Tampa Bay to its first three playoff appearances - including all the way to the NFC Championship Game in 1979 - Williams made an indelible mark on the Buccaneers franchise.

.....

In that four-year stretch from 1979-82, Williams started all of the team's 57 regular season games and three playoff contests. Among his peers during that span, Williams ranked seventh in passing yards (11,369), 10th in touchdown passes (66), and seventh in lowest interception rate (3.8 percent). He also topped all quarterbacks during that period with 856 rushing yards and tied for the most rushing touchdowns with 12.

Williams later played in the USFL (1984-85) before joining the Washington Redskins in 1987, where he won Super Bowl XXII Most Valuable Player honors after leading them to a victory over Denver. The Buccaneers would not reach the playoffs again for a decade and a half, until after the team had been purchased by Malcolm Glazer.



Following his playing career, Williams entered the coaching profession and went on to serve two stints as head coach of his college alma mater (1998-2003, 2011-13), winning four conference championships.

Williams has also served as a personnel executive in NFL front offices, first with the Buccaneers from 2004-10 and currently with the Redskins after being hired in 2014.

Williams is also a member of the Washington Redskins Ring of Fame and was inducted into the College Football Hall of Fame in 2001. As a collegiate player at Grambling, Williams posted a 36-7 record as the starting quarterback and finished fourth in the voting for the Heisman Trophy in 1977.

### CAREER STATISTICS

| YEAR                 | TEAM       | GP/GS        | ATT          | CMP.        | PCT          | YDS           | Y/A        | TD         | INT       | RTG         |
|----------------------|------------|--------------|--------------|-------------|--------------|---------------|------------|------------|-----------|-------------|
| 1978                 | Tampa Bay  | 10/10        | 194          | 73          | 37.6         | 1,170         | 6.0        | 7          | 8         | 53.4        |
| 1979                 | Tampa Bay  | 16/16        | 397          | 166         | 41.8         | 2,448         | 6.2        | 18         | 24        | 52.5        |
| 1980                 | Tampa Bay  | 16/16        | 521          | 254         | 48.8         | 3,396         | 6.5        | 20         | 16        | 69.9        |
| 1981                 | Tampa Bay  | 16/16        | 471          | 238         | 50.5         | 3,563         | 7.6        | 19         | 14        | 76.8        |
| 1982                 | Tampa Bay  | 9/9          | 307          | 164         | 53.4         | 2,071         | 6.7        | 9          | 11        | 69.6        |
| 1986                 | Washington | 1/0          | 1            | 0           | 0.0          | 0             | 0.0        | 0          | 0         | 39.6        |
| 1987                 | Washington | 5/2          | 143          | 81          | 56.6         | 1,156         | 8.1        | 11         | 5         | 94.0        |
| 1988                 | Washington | 11/10        | 380          | 213         | 56.1         | 2,609         | 6.9        | 15         | 12        | 77.4        |
| 1989                 | Washington | 4/2          | 93           | 51          | 54.8         | 585           | 6.3        | 1          | 3         | 64.1        |
| <b>9-YEAR TOTALS</b> |            | <b>87/81</b> | <b>2,507</b> | <b>1240</b> | <b>49.5%</b> | <b>16,998</b> | <b>6.8</b> | <b>100</b> | <b>93</b> | <b>69.4</b> |

## JOHN LYNCH

As one of the most feared safeties of his generation and one of the most impactful figures in Buccaneers history, it was only a matter of time before John Lynch was enshrined in the team's Ring of Honor. Indeed, the elite defender was granted the honor in 2016, and was formally inducted in a halftime ceremony on November 3, 2016 as Tampa Bay faces the Atlanta Falcons on Thursday Night Football.

Lynch came to the Buccaneers as third-round selection (82nd overall) in the 1993 NFL Draft and, upon arriving in Tampa Bay, he joined a team in the midst of some mighty struggles. Despite four consecutive losing seasons to start his career, Lynch, along with teammates and fellow Ring of Honor members Derrick Brooks and Warren Sapp, helped form the foundation that would turn the franchise around.

Lynch dedicated himself to his craft, and his hard work paid off. The defensive back played 15 seasons in the NFL, starting 191 of 224 games for Tampa Bay (1993-2003) and the Denver Broncos (2004-07). He finished his career with 1,277 tackles, 100 passes defended, 26 interceptions, 16 forced fumbles, 13.0 sacks and eight fumble recoveries. He also started all 1 postseason contests in which he appeared, tallying 71 tackles, 12 passes defended and two interceptions.

A captain on the Buccaneers' Super Bowl Championship team in 2002, Lynch's name is still prominent in the team's record book. He ranks fifth in games played (164), sixth in games started (132), fifth in tackles (973) and sixth in interceptions (23). He was selected to five Pro Bowls as a Buccaneer and four as a Bronco, and his nine total appearances in the all-star game are tied for second-most in league history amongst career safeties.

.....

**Renowned for his hard-hitting style and fearless demeanor, Lynch set the standard for the safety play in Tampa Bay.**

.....

Beyond simply his raw numbers, Lynch was consistently recognized as one of the most cerebral players on the field at any given time. Monte Kiffin nicknamed Lynch "The Closer," after noting the defensive back's penchant for late-game heroics – including an interception that sparked a comeback in the 1999 NFC Divisional Playoff Game against Washington and the pick that sealed Tampa Bay's 38-35 win over St. Louis in a 2000 Monday Night Football contest.



In fact, of his 26 career interceptions, 14 were secured in the fourth quarter and 11 of the 14 came when his team was either up or down by seven points or less. Lynch's talent for securing takeaways at such crucial moments ensured that 21 of his 26 picks helped his team win games.

Lynch made an impact off the field as well. He and his wife Linda formed the John Lynch Foundation in 2000, with a mission to develop quality young leaders through its community initiatives, including the Star of the Month, Lynch Family Legacy Scholarships, Salute the Stars and Lynch's Holiday Party. During his career, Lynch received numerous accolades for his work outside the game, being named a three-time Buccaneers Man of the Year, earning the Byron "Whizzer" White Award in 2006 and the Bart Starr award in 2005, being selected by teammates as the Ed Block Courage Award recipient in 2001 and twice finishing as a finalist for the Walter Payton Man of the Year award, along with numerous other achievements.

Lynch currently serves as the general manager of the San Francisco 49ers, helping guide the team to an NFC Championship in 2019 and 2023. He was inducted into the Pro Football Hall of Fame in 2021.

### CAREER STATISTICS

| YEAR                  | TEAM      | G-S            | TOTAL TACK.  | INT.      | SACKS       | PD         | FUM FOR.  |
|-----------------------|-----------|----------------|--------------|-----------|-------------|------------|-----------|
| 1993                  | Tampa Bay | 15-4           | 13           | 0         | 0.0         | 2          | 1         |
| 1994                  | Tampa Bay | 16-0           | 15           | 0         | 0.0         | 0          | 0         |
| 1995                  | Tampa Bay | 9-6            | 37           | 3         | 0.0         | 5          | 0         |
| 1996                  | Tampa Bay | 16-14          | 74           | 3         | 1.0         | 9          | 1         |
| 1997                  | Tampa Bay | 16-16          | 75           | 2         | 0.0         | 4          | 1         |
| 1998                  | Tampa Bay | 15-15          | 55           | 2         | 2.0         | 6          | 2         |
| 1999                  | Tampa Bay | 16-16          | 68           | 2         | 0.5         | 14         | 1         |
| 2000                  | Tampa Bay | 16-16          | 66           | 3         | 1.0         | 7          | 0         |
| 2001                  | Tampa Bay | 16-16          | 70           | 3         | 1.0         | 8          | 1         |
| 2002                  | Tampa Bay | 15-15          | 50           | 3         | 0.0         | 12         | 0         |
| 2003                  | Tampa Bay | 14-14          | 60           | 2         | 0.5         | 7          | 0         |
| 2004                  | Denver    | 15-15          | 56           | 1         | 2.0         | 10         | 3         |
| 2005                  | Denver    | 16-16          | 47           | 2         | 4.0         | 8          | 4         |
| 2006                  | Denver    | 16-16          | 64           | 0         | 0.0         | 5          | 2         |
| 2007                  | Denver    | 13-12          | 48           | 0         | 1.0         | 3          | 0         |
| <b>15-YEAR TOTALS</b> |           | <b>224-191</b> | <b>1,277</b> | <b>26</b> | <b>13.0</b> | <b>100</b> | <b>16</b> |

# MALCOLM GLAZER

Malcolm Glazer, who passed away on May 28, 2014, at the age of 85, purchased the team in 1995 for a then-record \$192 million and immediately began one of the most impressive organizational transformations in professional sports. Two years after Glazer's purchase, the Buccaneers broke a 16-year postseason drought in 1997 and would go on to make the playoffs three of the next four seasons.

Determined to turn his team into a Super Bowl champion, Glazer made a bold move that changed the course of the franchise prior to the 2002 season. In a transaction that sent shockwaves throughout the NFL, he hired Jon Gruden away from the Oakland Raiders in exchange for two first-round draft picks, two second-round draft picks and \$8 million in cash. Less than 12 months later, in January 2003, he delivered the fans of Tampa Bay their first major professional world championship with a resounding victory over the Raiders in Super Bowl XXXVII. During his tenure as owner and president from 1995-2013, the Buccaneers earned seven playoff berths, played in two NFC Championship Games and won their first Super Bowl.

.....

**During his tenure as owner and president from 1995-2013, the Buccaneers earned seven playoff berths, played in two NFC Championship Games and won their first Super Bowl.**

.....

With his first Super Bowl in hand, Glazer set his sights on continued success and that drive led to another significant improvement. On March 17, 2004, the Buccaneers unveiled plans for their new, 136,200 square-foot state-of-the-art training center. The new facility, considered the largest free-standing training structure of its kind in professional sports at the time, opened to rave reviews in August of 2006, following training camp.

Known among his league peers for years as a pioneering thinker, Glazer infused his team and employees with the determination and dedication to be the best in the NFL and that still rings true today. Glazer's commitment to building a championship organization provided the foundation for continued success, on and off the field.



Glazer also left an equally deep and lasting impact as an advocate for the Tampa Bay community. In 1999, he established the Glazer Family Foundation, which has donated millions and reached out to countless thousands in need. He also was a driving force in the negotiations that secured Super Bowls XXXV and XLIII for Tampa. In 2010, Glazer added to his community-driven legacy with the opening of the Glazer Children's Museum in downtown Tampa.

In May 2009, the Glazer family was honored with the prestigious Gonzmart Family Ambassador of the Year Award, as part of the 26th annual National Tourism Week, presented by Tampa Bay & Company. The Ambassador Award was presented to the Glazer Family in recognition of their efforts to help the tourism industry in the Bay area, as well as their impact on the community overall.



## TONY DUNGY

Dungy, a 2016 Pro Football Hall of Fame enshrinee, amassed a 54-42 regular season record as head coach of the Buccaneers, posting a franchise-best .563 winning percentage and four playoff appearances.

In 1996, the Glazer Family provided Dungy his first head coaching opportunity on any level after spending the previous 15 seasons as an NFL assistant. In his first season leading the team, Dungy's even-tempered approach and strong leadership guided the team to a 6-10 season which included five wins in the team's last seven games. It would prove to be the only losing campaign in his six seasons as head coach.

By the end of his second season, the transformation was clearly underway as Dungy led Tampa Bay to its first winning record since 1982, earning a playoff berth and delivering Tampa Bay's first playoff victory in 18 years. Prior to the 1997 turnaround, the Buccaneers had lost double-digit games in 13 of the previous 14 seasons. In contrast, Tampa Bay earned four postseason berths in a five-year span under Dungy from 1997-2001, one of only two NFL teams to accomplish that feat, and never posted a season record below .500. The four playoff appearances in Dungy's six seasons (1996-2001) tied for the third-most in the NFL during that span.

**Tampa Bay earned four postseason berths in a five-year span under Dungy from 1997-2001, one of the only two NFL teams to accomplish that feat, and never posted a season below .500.**

When Dungy brought his defensive expertise to Tampa Bay, he inherited the league's 27th-ranked defense. In his first season, the Buccaneers improved to No. 11 overall. In each of the next five seasons, that unit ranked in the top 10 in the NFL in total defense and points allowed.

Collectively, over Dungy's six-year tenure, the Buccaneers led the NFL on a per game basis in points allowed (17.0), total net yards allowed (286.7) and passing yards allowed (184.1), while allowing the fewest yards per passing attempt (6.14). Dungy's legacy extends beyond statistics and records. Two of his stalwart defensive players, Derrick Brooks and Warren Sapp, became fellow Hall of Fame inductees, while perennial Pro Bowlers John Lynch (2018 finalist), Ronde Barber (2018 semifinalist) and Simeon Rice (2018 semifinalist) remain on the ballot.



Among Dungy's assistant coaches during his Tampa Bay tenure were future NFL head coaches Jim Caldwell, Herman Edwards, Rod Marinelli, Lovie Smith and Mike Tomlin. On February 4, 2007, while head coach of the Indianapolis Colts, Dungy faced off against Smith's Chicago Bears as the two became the first African-American coaches to reach the Super Bowl. Dungy emerged victorious. Two years later, Tomlin followed in his footsteps when he led the Steelers to a Super Bowl XLII victory.

Beyond the football field, Dungy's impact can be felt by the work he does through the Dungy Family Foundation. Based in Tampa, the charity assists organizations in all the NFL cities where Dungy played or coached - Pittsburgh, Minneapolis, Tampa and Indianapolis - by providing opportunities to those in need through educational, emotional and/or financial support. He also serves as the NFL spokesman for All Pro Dad and is active in Big Brothers Big Sisters and Prison Crusade Ministry, among other philanthropic endeavors.

Since retiring from coaching, Dungy has served as a studio analyst for NBC's Football Night in America and Sunday Night Football since 2009. He has authored numerous books that have earned the distinction of New York Times Best Sellers.

Dungy and his wife, Lauren, are the parents of 10 children and still reside in Tampa.



# RONDE BARBER

Barber entered the National Football League as the Tampa Bay Buccaneers' third-round selection (66th overall) in the 1997 NFL Draft, and, over the course of his career, developed into one of the most decorated players in franchise history. He played in 241 games with 232 starts for Tampa Bay – both club records – while also recording a streak of 215 consecutive starts, tied for sixth-longest in NFL history. His 200 consecutive starts at cornerback is the most for that position in league history, and his 240 consecutive games played ranks second among defensive players since 1970.

During his career, Barber racked up 1,428 tackles – second in franchise history, behind only linebacker Derrick Brooks – 28.0 sacks, 47 interceptions, eight interception return touchdowns, 243 passes defended, 15 forced fumbles, 11 fumble recoveries, and six additional touchdowns on fumble returns and blocked/deflected punts. In 2001, Barber led the NFL in interceptions, picking off 10 passes, a Buccaneers single-season record.

**Barber is the only player in the history of the NFL to have 25 or more sacks and 40 or more interceptions.**

Barber also played in 10 playoff games with nine starts, recording 50 tackles, one sack, two interceptions, one interception return touchdown, 11 passes defended and one fumble recovery. He made one of the most memorable plays in Buccaneers history with his 92-yard interception returned for a touchdown against the Philadelphia Eagles in the 2002 NFC Championship Game, sending the Buccaneers to the team's first-ever Super Bowl appearance and an eventual victory in Super Bowl XXXVII.



Barber is the only player in the history of the NFL to have 25 or more sacks and 40 or more interceptions. His 28.0 sacks are second-most all-time among defensive backs, and the most all-time by a cornerback. He tops the Buccaneers' record book with his nine interceptions returned for touchdowns (including postseason), and his 14 total regular-season return touchdowns put him fourth in NFL history.

Barber's on-the-field numbers earned him a myriad of accolades throughout the years, including five Pro Bowl selections, five AP All-Pro team appointments, and nine Player of the Week awards. Barber was also named to the NFL's 2000s All-Decade Team.

Known for his leadership as much as his play, Barber was selected as a team captain for nine consecutive seasons (2004-12), named Buccaneers Man of the Year in 2006 and voted the team's Ed Block Courage Award winner in 2011. Barber reached the pinnacle after being inducted into the Pro Football Hall of Fame in 2023.

## CAREER REGULAR SEASON STATISTICS

| YEAR                  | G-S            | TACK.        | INT.      | PD         | SACKS       | FF        | FR        |
|-----------------------|----------------|--------------|-----------|------------|-------------|-----------|-----------|
| 1997                  | 1-0            | 3            | 0         | 0          | 0.0         | 0         | 0         |
| 1998                  | 16-9           | 68           | 2         | 17         | 3.0         | 2         | 0         |
| 1999                  | 1-0            | 74           | 2         | 16         | 1.0         | 0         | 0         |
| 2000                  | 16-16          | 97           | 2         | 20         | 5.5         | 1         | 1         |
| 2001                  | 16-16          | 91           | 10        | 29         | 1.0         | 1         | 1         |
| 2002                  | 16-16          | 95           | 2         | 21         | 3.0         | 0         | 0         |
| 2003                  | 16-16          | 111          | 2         | 9          | 1.5         | 2         | 1         |
| 2004                  | 16-16          | 111          | 3         | 12         | 3.0         | 1         | 2         |
| 2005                  | 16-16          | 120          | 5         | 22         | 2.0         | 0         | 1         |
| 2006                  | 16-16          | 108          | 3         | 20         | 0.0         | 2         | 0         |
| 2007                  | 16-16          | 87           | 2         | 16         | 1.0         | 1         | 2         |
| 2008                  | 16-16          | 100          | 4         | 16         | 2.0         | 0         | 1         |
| 2009                  | 16-16          | 93           | 0         | 7          | 2.0         | 2         | 1         |
| 2010                  | 16-16          | 102          | 3         | 16         | 1.0         | 1         | 0         |
| 2011                  | 16-16          | 77           | 3         | 11         | 1.0         | 1         | 1         |
| 2012                  | 16-16          | 91           | 4         | 13         | 1.0         | 1         | 0         |
| <b>16-YEAR TOTALS</b> | <b>241-232</b> | <b>1,428</b> | <b>47</b> | <b>245</b> | <b>28.0</b> | <b>15</b> | <b>11</b> |

## MONTE KIFFIN

Kiffin ranks as the longest-tenured coach in Buccaneers franchise history, having spent 13 seasons with the organization from 1996-2008 under head coaches and fellow Ring of Honor members Tony Dungy (1996-2001) and Jon Gruden (2002-08).

Buccaneers Owner/Co-Chairman Bryan Glazer said: "Monte Kiffin's contributions to building and sustaining one of the most dominant defenses in NFL history were crucial to our franchise's most successful era. Monte worked closely with Tony Dungy and Jon Gruden using his signature defense that became the team's identity and was a key part of winning the Super Bowl. He was an outstanding coach, teacher and leader who consistently got the best out of his players and we eagerly anticipate welcoming him into our Ring of Honor this upcoming season."

Kiffin joined Dungy's coaching staff as defensive coordinator in 1996 and immediately began the process of overhauling the Buccaneers' defense. Kiffin's unit improved from 27th overall the year prior to his arrival to 11th following that first season.

.....

**During Kiffin's 13 seasons leading Tampa Bay's defense, the unit ranked in the top 10 in yards allowed 11 times and in points allowed 12 times.**

.....

Working alongside Dungy, he helped create and implement the 'Tampa 2' defensive scheme that eventually propelled the Buccaneers to their victory in Super Bowl XXXVII. During Kiffin's 13 seasons leading Tampa Bay's defense, the unit ranked in the top 10 in yards allowed 11 times and in points allowed 12 times. During that same 13-year span, the defense led the league in points allowed per game (17.5), ranked second in takeaways (293) and yards allowed per game (286.8), third in interceptions (249) and 10th in total sacks (503).



Kiffin's units are among the most accomplished in team history. In 1999, the Buccaneers' defense, led by eventual AP Defensive Player of the Year Warren Sapp, held opponents to a franchise record low of only 228 first downs on the way to an appearance in the NFC Championship Game. In 2000, Tampa Bay's 55 sacks established another team record.

In 2002, Kiffin was named the Assistant Coach of the Year by both *Football Digest* and the Pro Football Writers Association after his defensive unit became the first since the 1985 Chicago Bears to lead the league in points allowed (196), yards allowed per game (252.8) and interceptions (31). The 196 points allowed remains the fewest in a single season in team history and the fifth-fewest allowed in a 16-game season in NFL history.

Under Kiffin's leadership, eight different Buccaneers defensive players made a combined 36 Pro Bowl appearances, while six also earned All-Pro team recognition. In addition to Sapp, Derrick Brooks also earned AP Defensive Player of the Year, following the 2002 season.





# BRUCE ARIANS

In March of 2022, Arians concluded a 46-year coaching career, including his last nine leading NFL franchises. With the Buccaneers from 2019-2021, Arians amassed a 31-18 (.633) regular season record and a 5-1 (.833) postseason record, including a victory in Super Bowl LV following the 2020 season. In 2021, he directed Tampa Bay to its first NFC South division title since 2007 and victory in the Wild Card Round. The Buccaneers' 36 combined regular season and postseason victories over the last three seasons are the fourth-most in the NFL.

Buccaneers Owner/Co-Chairman Joel Glazer said: "When Bruce arrived in Tampa Bay three years ago, he spoke about establishing a winning culture and adding another Super Bowl championship for our community. He delivered on both of those promises, and our family is deeply appreciative for all that he has accomplished during his time as our head coach. As impressive as his coaching accomplishments have been, his legacy will live on through the doors of opportunity that he has opened for minority coaches and women in football. We support Bruce's decision to transition from the sidelines and look forward to continuing to lean on his vast football knowledge and experience well into the future. On behalf of all Buccaneers fans, I would like to thank Bruce for all that he has done for this franchise and our community."

.....

## Arians is Tampa Bay's all time leader in regular season and postseason win percentage.

.....

Arians is a two-time Associated Press NFL Coach of the Year, winning the award following the 2012 season with the Indianapolis Colts and the 2014 season with the Arizona Cardinals. Including his 9-3 record as interim head coach of Indianapolis in 2012, Arians' .635 winning percentage (89-51-1) ranks eighth among coaches who have coached at least 100 games in the Super Bowl era.



Arians is Tampa Bay's all-time leader in regular season and postseason winning percentage, while his .619 regular season winning percentage as head coach of the Arizona Cardinals is the best in that franchise's history. He joins Bill Parcells, Andy Reid and Marty Schottenheimer as the only coaches during the Super Bowl era to hold that distinction for two organizations.

Buccaneers General Manager Jason Licht said: "I consider Bruce a dear friend and loved working side-by-side with him in a head coach-general manager capacity," Licht said. "I am really proud of what we have been able to accomplish. Bruce established a culture here that set the foundation for a Super Bowl championship. In my opinion, he is a Hall of Fame coach, so it is difficult for our football team to lose that type of leader. However, I am excited to have him continuing his contributions to our franchise in his new capacity."

During Arians' tenure, Tampa Bay led the NFL in points scored (29.8 per game), passing yards (300.0 per game), passing touchdowns (118), completions (1,284), and passing first downs (755), ranked third in total yards (396.2 per game), fourth in first downs (22.9 per game), and seventh in sacks allowed (92).



# RAYMOND JAMES STADIUM

An instantly-recognizable Tampa Bay landmark, Raymond James Stadium includes some of the most unique stadium features in the world. It is a blend of modern design, classic appointments, state-of-the-art technology and historic influences that creates one of the most exciting and enjoyable game atmospheres in the NFL.

The stadium, which opened to rave reviews for the 1998 season, just underwent a multi-phase renovation. The first stage of this project was completed in 2014 and encompassed a complete redesign of the main level concession locations. The second phase was completed for the Buccaneers' 2016 season and was highlighted by the installation of new, state-of-the-art HD video boards in each end zone and four HD tower video displays in each corner of the lower bowl, giving the stadium a total video display area in excess of 30,000 square feet - at the time, the third-largest in the NFL. Also included was a new, comprehensive sound system and concessions upgrades, in addition to the renovation of all luxury suites. The third phase of renovations, which was completed in time for the team's 2017 season, included a completely redesigned West Stadium Club, a new, 10,000 square-foot team retail store, expansion of the highly successful Hall of Fame Club, and an expansive new home team locker room. The most recent phase of renovations included a complete renovation of the East Stadium Club along with the opening of a new premium sports bar and restaurant named Bar 76 in the East Club atrium entrance.

Some of the stadium's most recognizable features include:

## BUCCANEER COVE

Located in the north end zone of the stadium, Buccaneer Cove encompasses 20,000 square feet and runs the entire length of the end zone concourse. The Cove features a weathered, two-story fishing village facade from which a wide variety of stadium concessions, ranging from standard fare to more authentic Tampa items, are offered. Scattered throughout the area are a variety of beach hut kiosks offering additional concessions.

The centerpiece of Buccaneer Cove is the 103-foot long Pirate Ship, an authentic replica of an early 1800s vessel and arguably one of the most recognizable stadium features in the world.

The most menacing aspect of the Pirate Ship is its massive 9'x7' skull and crossed swords facing the playing field, which features huge, glowing red eyes and a mouth that breathes smoke. Additionally, eight cannons celebrate player introductions, trips inside the red zone and Buccaneers touchdowns by releasing thundering cannon fire and smoke. It is manned by a 30-plus person crew which is responsible for Pirate Ship pyrotechnics, launching t-shirts and tossing out beads to fans throughout the game.

The Ship's dock serves as an entertainment area from which patrons enjoy one of the most unique views in the National Football League. Adding to the festive atmosphere is a larger-than-life interactive talking parrot that sits perched at the Ship's stern.

All areas of Buccaneer Cove and the Ship's facilities are ADA disabled ramp accessible so that all fans can benefit from this unique setting. With a full menu of food and beverages, plentiful facilities and an excellent view of the action on the field, Buccaneer Cove is as animated as the 19th-century pirate village after which it is modeled.



**Massive enough to be a striking image from any spot in the stadium, the majestic Pirate Ship looms out over the crowd in the north end zone.**

|               |          |
|---------------|----------|
| · Ship Length | 103'     |
| · Ship Weight | 43 tons  |
| · Ship Height | 78'      |
| · Bow Detail  | 9'x7'    |
| · Ship Width  | 32'      |
| · Swords      | 16' each |

**The Pirate Ship was constructed over a two-month period using, among others, the following materials:**

- 5.5 tons of concrete
- 14 tons of steel
- 700 yards of sails
- 1 mile of rigging
- 300 feet of rope
- 60 gallons of paint
- 64,000 linear feet of wood trim

# ADVENTHEALTH TRAINING CENTER



The Buccaneers make their home at AdventHealth Training Center, a training facility and team operations center that opened in 2006 and is located mere blocks from Raymond James Stadium.

The 136,320-square-foot complex is complete with every amenity and advancement necessary to operate on the highest level, and is a combination of function, style and space. No effort was spared in its creation, from the towering steel-and-glass football entrance to the meticulously kept practice fields.

AHTC, as it is commonly called, houses both all team, coaching and front office areas, as well as the team's business operations center.

Below is a closer look at some of the headquarters' features that players utilize on a daily basis.

## LOCKER ROOM

The locker room at AdventHealth Training Center covers 6,600 square feet and is an open design that gives a spacious feel. The lockers are four feet across and oak paneled, with drawers, shelves and hooks for storage of all equipment, though some players keep their areas more organized than others! The locker room also includes a large shower and restroom area, complete with a steam room and sauna.

## INDOOR FACILITY

In addition to the main facility, the new state-of-the-art indoor practice facility was completed prior to the 2017 season. The 100,000-square-foot facility features a full-sized FieldTurf playing surface, has an indoor clearance of 96 feet and seating for up to 3,500 guests.

The space is used frequently for walkthroughs, practices, select training camp viewing sessions and several other major events hosted at AdventHealth Training Center over the course of the year. The facility provides players and coaching staff members with the luxury of escaping Florida's extremely hot and humid conditions and avoid missed practices due to inclement weather.



FRONT OFFICE

PLAYERS

2023 REVIEW

HISTORY

RECORDS

SIDELINES

# ADVENTHEALTH TRAINING CENTER

## TRAINING ROOM

The Buccaneers' training room, under the direction of Head Athletic Trainer Bobby Slater, offers a complete center to cater to the health and well-being of the team.

The training room includes a main space filled with taping tables and related equipment, an expansive rehab area, and a large physician's room, allowing the club's attending physician the ability to see a player privately.

Furthermore, players who need aquatic rehab can do it on site in the popular hydro room, which contains three large tubs: one for cold soaks, one for hot soaks and one for aquatic rehab. The rehab pool is deep enough to submerge a player chest deep and it is equipped with underwater rails and a floor that rolls like a treadmill, giving injured players the best chance to fully recover.



## WEIGHT ROOM

The weight room at AHTC is contained in its own separate building, covering 9,353 square feet of space and connected to the east end of the main building by a stylized breezeway.

There are 60-70 different types of machines and countless free weights. The large racks along the front row are big enough for players to work back-to-back, which means there is never a wait for weightlifting. And the machines are specific enough to bend to the need of any player on the team.

The weight room is outfitted with an impressive sound system and the wall that faces the practice fields is made up of six large garage-style doors that can be rolled up to let in the outside air during the nicer portions of the year as well as the hot summer months to prepare for the game in the Florida heat. There is a strong air-conditioning system for the Tampa summers, of course, but, even so, the room's many windows keep the room bright and inviting.

## TEAM AUDITORIUM AND POSITION ROOMS

Each day, players and coaches take part in a team meeting, where the head coach addresses the entire group. This takes place in the spacious team auditorium, which is comprised of a large stage surrounded by stadium-style seating, each large chair complete with a desktop to allow players to take notes. From the stage, coaches can roll game or practice film on a large projection screen to discuss with the team highlights or areas that need improvement. The rich wood paneling behind the stage features a giant carved Buccaneers logo.



When it comes time to go over details position-by-position, coaches and players can break out into their own individual position meeting rooms.

Each meeting room looks like a plush, state-of-the-art classroom, with the expected desks and whiteboards, but also a command station for the coaches, with a video and computer system that allows the coaching staff or players to access a vast array of video cutups from practice sessions,

Buccaneers games or opponent games. This system includes every game played in the NFL over the last five years, cut up by play so that the data can be assembled in any way the coach wishes. Want to see what the Carolina Panthers have done on every third-and-seven over the last four years? Just a few well-informed keystrokes and you have your digital highlight reel.

The same is true of practice, thanks to the swift work of Video Director Brett Greene's crew. Every practice is shot by several 8K Solutions cameras located around the practice field. During and immediately after each workout, that footage is entered into the system and broken down by play. A coach can walk in off the field, head to his office on the second floor and immediately begin sorting out the footage he wants. Within minutes, he can use it as a teaching tool with his players.

AdventHealth Training Center consists, of course, of more than just these highlighted features. It goes beyond to a high-tech and expertly maintained practice field system, a well-stocked scouting area and a comfortable media studio for press conferences and workroom for local press.

What is AHTC's best feature? That's different for virtually every player, coach and staff member who works within its walls, but suffice to say that there are many, many correct answers.

# SUPER BOWLS IN TAMPA

## SUPER BOWL LV

In a dominating performance at Raymond James Stadium, the Tampa Bay Buccaneers defeated the Kansas City Chiefs, 31-9, to claim the Lombardi Trophy, becoming the first team in NFL history to win a Super Bowl in its home stadium. The Tampa Bay defense became just the fifth in Super Bowl history not to allow a touchdown. Trailing 3-0 in the first quarter, Tom Brady found Rob Gronkowski for an 8-yard touchdown pass to give Tampa Bay a lead which it would never surrender. The Buccaneers were stopped on the goal line on their next possession, but followed it up with three consecutive touchdown drives. Gronkowski hauled in a 17-yard pass from Brady to score his second touchdown of the game, putting his name next to Jerry Rice as the only players in NFL history with two-or-more touchdown receptions in multiple Super Bowls.



With 1:01 remaining in the opening half, the Buccaneers took advantage of a penalty-aided drive that resulted in a 1-yard touchdown reception for Antonio Brown with just six seconds before halftime, giving Tampa Bay a 21-6 advantage at the break. The Chiefs were able to get a field goal on their first drive of the second half, but that would mark the final points of the ballgame for Kansas City. The Buccaneers immediately responded with a Leonard Fournette 27-yard touchdown run followed by a 52-yard Ryan Succop field goal to push the lead to 31-9. The second half continued to be dominated by the Buccaneers defense, which consistently put pressure on put pressure on Chiefs quarterback Patrick Mahomes.



Tampa Bay's defense recorded a pair of second-half interceptions - one from Devin White and one from Antoine Winfield Jr. Winfield became just the seventh rookie in NFL history with an interception in the Super Bowl. Collectively, the Buccaneers defense racked up nine quarterback hits in the game, which were tied for the fourth-most in a Super Bowl since QB hits became regularly tracked in 2006. Shaquill Barrett had four quarterback hits alone, tying for the second-most by an individual player in that span. Brady won Super Bowl MVP honors for the fifth time in his career, throwing for 201 yards and three touchdowns to earn a 125.8 passer rating. He moved to 7-3 in his career in Super Bowls - the most wins ever by any player in league history. The Super Bowl victory was the eighth consecutive win for the Buccaneers dating back to the regular season, the longest winning streak in team history.

## SUPER BOWL XLIII

On February 1, 2009, the Pittsburgh Steelers defeated the Arizona Cardinals 27-23 in dramatic fashion before 70,774 at Raymond James Stadium securing sole possession of the record for most Super Bowl wins with six.

Pittsburgh outgained Arizona 158 to 102 yards in the first half of Super Bowl XLIII, jumping to a 17-7 lead at halftime, aided by LB James Harrison's Super Bowl record 100-yard interception return for a touchdown, the longest scoring play in Super Bowl history. Harrison, the 2008 Defensive Player of the year, totaled four tackles, one pass defended, two quarterback hurries and one interception. Trailing 20-7 at the start of the fourth quarter, Arizona scored 16 unanswered points, including WR Larry Fitzgerald's 64-yard touchdown reception to take a 23-20 lead with 2:37 remaining in the game. The Steelers marched 78 yards to score on WR Santonio Holmes' six-yard game-winning touchdown catch with 35



seconds left. Holmes finished the game with nine receptions for 131 yards and one touchdown, including four receptions for 71 yards on the final drive, earning him Super Bowl MVP honors. Steelers QB Ben Roethlisberger recorded 256 yards passing on 21-of-30 attempts including one interception and the game-winning touchdown pass. The Cardinals were led by QB Kurt Warner, who completed 31-of-43 pass attempts for 377 yards, three touchdowns and one interception. Warner connected with WR Anquan Boldin for a team-high eight receptions for 84 yards, while Fitzgerald led the team with 127 yards receiving on seven receptions, including two touchdowns.

Approximately 98.7 million people watched Super Bowl XLIII, making it then the most watched Super Bowl ever.



## SUPER BOWL XXXV

On January 28, 2001, the Baltimore Ravens defeated the New York Giants 34-7 before 71,921 at Raymond James Stadium. The Ravens' suffocating defense allowed the Giants just 152 total yards and did not permit an offensive touchdown en route to winning Baltimore its first championship in team history.

LB Ray Lewis, named the 2001 Defensive Player of the Year, totaled three tackles, two assists and four passes defended against the Giants, while being named the Most Valuable Player of Super Bowl XXXV.

Former Buccaneer QB Trent Dilfer led the Ravens to their first score with a 38-yard touchdown pass to WR Brandon Stokley to give the Ravens a 7-0 first quarter lead. Dilfer later set up a K Matt Stover 47-yard field goal with 1:48 left in the first half with a 36-yard pass to WR Qadry Ismail.

RB Tiki Barber, twin brother of current Buccaneers CB Ronde Barber, gave the Giants their farthest drive into Ravens' territory with a 27-yard run to Baltimore's 29-yard line. However, CB Chris McAlister intercepted QB Kerry Collins' pass on the next play to end the drive. CB Duane Starks intercepted Collins later in the third quarter and returned the ball 49 yards for a touchdown and a 17-0 lead. S Kim Herring and LB Jamie Sharper also recorded interceptions in the game.

WR Ron Dixon returned the ensuing kickoff 97 yards for a touchdown and cut the Giants' deficit to 10. But WR Jermaine Lewis then matched Dixon's kickoff return as he cut across the field and raced 84 yards for a 24-7 lead with 3:13 left in the third quarter. The three touchdowns in 36 seconds were a Super Bowl record.

RB Jamal Lewis, who finished with 27 carries for 102 yards, scored on a three-yard touchdown run midway through the fourth quarter and gave Baltimore a 31-7 lead. Stover finished off the scoring for the Ravens with a 34-yard field goal midway through the fourth quarter.



## SUPER BOWL XXV

On January 27, 1991, Buffalo K Scott Norwood missed a 47-yard FG attempt with four seconds left in Super Bowl XXV, enabling the New York Giants to escape with a 20-19 win over the Bills before 78,813 at Tampa Stadium.

The thrilling contest took place during the height of the United States' military presence in the Persian Gulf. The entire crowd waved American flags during Whitney Houston's emotional rendition of the National Anthem.

The Giants countered Buffalo's run-and-shoot attack with a suffocating ball-control offense. New York owned the ball for a Super Bowl-record 40:33. The Bills had the ball for just eight minutes in the second half.

After the two teams traded field goals, Bills RB Don Smith burrowed in from one yard out to give Buffalo a 10-3 lead. The Bills extended that lead to 12-3 when DE Bruce Smith sacked Giants QB Jeff Hostetler in the end zone. But Hostetler fired back, finding WR Stephen Baker in the end zone to close the gap to 12-10 just before the half.

The Giants then opened the third quarter with an epic march to the end zone, consuming a Super Bowl-record 9:29 on a 14-play, 73-yard march. RB Ottis Anderson capped the drive with a one-yard TD run, giving New York a 17-12 lead. Buffalo recaptured the lead when RB Thurman Thomas rushed 31 yards for a score on the opening play of the fourth quarter. K Matt Bahr then booted a 21-yard FG with 7:20 left to push the Giants ahead 20-19.

Buffalo mustered one last stand as QB Jim Kelly escorted the Bills to the Giants 30. But Norwood missed his 47-yarder wide right, giving New York its second Super Bowl crown. Anderson earned MVP honors after rushing for 102 yards on 21 carries. Thomas totaled 190 yards from scrimmage in a losing effort.

## SUPER BOWL XVIII

On January 22, 1984, the Los Angeles Raiders defeated Washington 38-9 before 72,920 at Tampa Stadium in Super Bowl XVIII. The Raiders posted the then-largest margin of victory in a Super Bowl en route to capturing their third Vince Lombardi Trophy.

RB Marcus Allen rushed for a Super Bowl-record 191 yards on just 20 carries, including a record 74-yard scoring jaunt at the end of the third quarter that cemented Most Valuable Player honors.

Los Angeles jumped out to a 7-0 lead when Derrick Jensen recovered a blocked punt in the end zone. The Raiders increased their lead to 14-3 when QB Jim Plunkett fired a 12-yard scoring strike to WR Cliff Branch. After K Mark Moseley booted a 24-yard FG to cut the lead to 14-3, Washington took an unnecessary gamble that proved to be disastrous. QB Joe Theismann attempted to throw a screen pass deep in Redskins territory, but LB Jack Squirek picked it off at the Washington 5 and walked into the end zone with seven seconds left in the half.

The Redskins cut the lead to 21-9 on a one-yard TD run by RB John Riggins early in the third quarter. But Allen took over from there, scoring twice before the quarter ended to ice the victory. The win ran Raiders head coach Tom Flores' postseason record to 8-1. The 38 points scored by Los Angeles were the most in the first 18 Super Bowls, surpassing Green Bay's 35 points in Super Bowl I.



# RAYMOND JAMES: THE STORY BEHIND THE STADIUM NAME

Raymond James Stadium is not named for a public figure or local sports legend, but rather for a thriving financial services firm headquartered across Tampa Bay in St. Petersburg – Raymond James Financial. Raymond James has held the naming rights since the stadium's 1998 opening and is the official wealth management provider for the Tampa Bay Buccaneers.

Traded on the New York Stock Exchange (RJF), Raymond James Financial, Inc. is a leading diversified financial services company providing private client group, capital markets, asset management, banking and other services to individuals, corporations and municipalities.

To this day, people interacting with Raymond James for the first time assume that there was a founding father named Ray James somewhere in the firm's past. However, the firm's name comes from the 1962 merger of two financial services companies, one run by Robert A. James and the other by Edward Raymond. Raymond James was incorporated as Robert A. James Investments in 1962. In 1964, Raymond and Associates merged into Robert A. James Investments – and the firm of Raymond James & Associates was formed.

In an era when most financial firms focused solely on buying and selling stocks or mutual funds, Robert A. James pioneered the concept of financial planning for each individual. The firm has been dedicated to meeting the diverse financial needs of its clients ever since.

The same integrity Bob James demonstrated back in 1964 is what the firm continues to strive for today. Raymond James financial advisors base their investment recommendations not on hot stocks or market fads, but on a complete and holistic understanding of each client's needs and goals. This planning-focused approach fosters well-informed decisions and dedication to client service, hallmarks of Raymond James since its inception.

To learn more about the firm or locate a financial advisor, visit [raymondjames.com](http://raymondjames.com).

## CARING FOR OUR COMMUNITIES

"Giving back to the communities in which we live and work" is a phrase that has been part of the Raymond James mission from the beginning, and it's that commitment to putting others first – from clients to neighbors – that has been an integral part of the firm's culture – since its founding.

Now, more than six decades later, Raymond James and its associates are proud to continue the legacy – started by Raymond James founder Bob James, continued by his son and long-time Chair and CEO Tom James, and carried out by current Chair and CEO Paul Reilly – by investing time, money and talents into the communities they serve. It's so much more than tradition – it's part of who they are.

Together, Raymond James and the Buccaneers team up to build, strengthen and grow our communities. One way we do this is through the Kicking for Kids program.

## KICKING FOR KIDS

This season marks the 22nd year of combining the Tampa Bay Buccaneers' on-field success with a commitment to helping children across the Tampa Bay area through Kicking for Kids.

For every field goal completed during a regular or postseason game, Raymond James contributes \$1,500 to designated Tampa Bay-area children's hospitals.

Since the Raymond James Kicking for Kids program began in 2000, it has raised more than \$530,000 for local children's hospitals.

## SUPPORTING THE COMMUNITIES WHERE WE LIVE AND WORK

Raymond James gives back to the communities where we live and work by investing in and volunteering with organizations focused on health and human services, education and financial empowerment, and culture and the arts.

### Health and human services

Raymond James supports organizations that work to eradicate disease, create life-changing treatments, build safe places to live and educate people about healthy lifestyle choices. Some of our key partners in this space include the American Heart Association, American Red Cross, and Habitat for Humanity, among many others.

### Education and financial empowerment

Raymond James proudly promotes lifelong learning by supporting programs that serve students of all ages, both inside and outside the classroom. For example, we fund and volunteer with mentorship programs serving students in elementary school all the way through college, like the Pinellas Education Foundation's Lunch Pals and Take Stock in Children, Big Brothers Big Sister's School-to-Work program, and USF's College Mentorship program.

### Culture and the Arts

Raymond James supports nonprofit museums, theaters, symphonies, festivals, and art education and outreach programs that enrich our communities. These initiatives help communities thrive and mark cities as great places to visit, live and work. Some examples of key arts and culture partners include The Florida Orchestra, American Stage, and the Raymond James Gasparilla Festival of the Arts.

**KEY FACTS:****RAYMOND JAMES FINANCIAL, INC.**

(As of April 30, 2024)

- Approximately 8,800 financial advisors located throughout the United States, Canada and overseas.
- Total client assets: approximately \$1.41 trillion.

**Address** 880 Carillon Parkway, St. Petersburg, Florida, 33716

**Website** raymondjames.com  
**Press Center** raymondjames.com/news-and-media

**Founded** August 16, 1962

**Chairman & CEO** Paul Reilly

**Ticker symbol** RJF

**Exchange listing** New York Stock Exchange

**RAYMOND JAMES HIGHLIGHTS**

Raymond James' dedication to its clients is reflected in the recognition it continues to receive from its peers as well as from the media.

**2022**

- Raymond James celebrates 60 years of putting clients first.

**2021**

- Raymond James Stadium hosts its third Super Bowl – Super Bowl LV, where the Tampa Bay Buccaneers triumphed over the Kansas City Chiefs.

**2020**


- Raymond James donates \$1.5 million to aid those impacted by the COVID-19 pandemic.
- Following the tragic killings of George Floyd, Ahmaud Arbery, Breonna Taylor and countless others, Raymond James leadership pledges continued commitment to the Black community. The firm contributes \$1.5 million to organizations supporting racial equality, financial literacy and volunteerism opportunities. Juneteenth is declared a firmwide day of service and education.

**2019**

- During Raymond James Cares Month in May, 3,371 professionals contributed more than 10,400 hours to benefit 333 non-profit organizations across 135 communities in the U.S., the United Kingdom and Canada.

**2018**

- Raymond James and its associates poured nearly \$6.25 million into communities across the country through the United Way annual giving campaign, earning second place on the "United Way Suncoast Most Generous Workplaces" list.
- Raymond James was the American Heart Association's number 1 fundraising company in Florida and number 5 fundraising company in the nation, with 480+ associates participating in the Tampa Bay Heart Walk raising nearly \$350,000 to end heart disease.
- Raymond James was named to Fortune's list of most admired companies in the securities/asset management category.<sup>1</sup>
- Raymond James is not affiliated with the above organizations.



The Raymond James Financial Center, the firm's international headquarters, is situated on approximately 1.25 million square feet in north St. Petersburg, in the heart of the Tampa Bay area.

<sup>1</sup> Candidacy for the 2020 Technology Innovation Award is open to BISA Leadership members, as well as Associate and Associate Plus members. The award is not representative of any one client's experience, is not an endorsement, and is not indicative of future performance. Neither Raymond James nor any of its financial advisors pay a fee in exchange for this award. BISA is not affiliated with Raymond James.

<sup>2</sup> The S&P 500 is an unmanaged index of 500 widely held stocks that is generally considered representative of the U.S. stock market. One cannot invest directly in an index.

For more information, visit [raymondjames.com](http://raymondjames.com).

**RAYMOND JAMES****THE RAYMOND JAMES PLEDGE**

We, the associates of Raymond James, commit our energies, intellect and knowledge to attaining the financial objectives of our clients by providing the highest possible level of service and delivering superior investment alternatives. We believe that putting the financial well-being of our clients first ultimately serves the best interests of our shareholders, our communities and ourselves. Remaining responsive to the needs of our clients in a financial environment characterized by constant change is our continuing challenge.

Raymond James is the official wealth management provider for the Tampa Bay Buccaneers.

Raymond James & Associates, Inc., member New York Stock Exchange/SIPC. | Raymond James Financial Services, Inc., member FINRA/SIPC.



# BUCCANEERS PRESEASON TELEVISION



CHRIS MYERS



RONDÉ BARBER



DAN LUCAS

## WFLA

WFLA, News Channel 8 is Your Official Bucs Station and serves as the Tampa Bay Buccaneers' home for preseason football. In 2024, News Channel 8 will produce and broadcast all three of Tampa Bay's preseason games. Week 1 is on the road against the Cincinnati Bengals and will air on the CW Tampa Bay, Week 2 is back on the road versus the Jacksonville Jaguars on News Channel 8, and Week 3 is at home against the Miami Dolphin on News Channel 8. In addition, News Channel 8 will produce and air a pre-game special prior to the games versus the Bengals and the Jaguars, and anchors Dan Lucas and Aileen Hnatiuk will host "Bucs All Access," a half-hour program that will air Saturday nights after Saturday Night Live on WFLA (1:00am) and at 10:30pm on the CW Tampa Bay during the NFL season.



Emmy-Award winning broadcaster Chris Myers will enter his 22nd season in the preseason broadcast booth for Tampa Bay as the play-by-play man. A versatile member of FOX Sports programming, Myers has handled play-by-play and sideline duties for the NFL on FOX, as well as serving as host of FOX's NASCAR pre-race show and as a sideline reporter during the Major League Baseball postseason. He also hosts his own national radio show called The Drive on FOX Sports Radio, and recently hosted the Chris Myers Interview on FOX Sports Net.

During an 11-year tenure with ESPN, Myers was involved with several programs, including hosting Up Close, anchoring SportsCenter and reporting on Baseball Tonight. Myers also worked as host of ESPN's NFL Matchup. While at ESPN, Myers won his first Emmy for Top Sports Feature. Myers was born in Florida and began his career at age 16 in Miami, when he hosted his own football radio show called The Chris Myers Football Scoreboard.

Joining Myers as analyst is Buccaneers legend and Hall of Famer Rondé Barber, who will provide Bucs fans with astute analysis gleaned from a storied, 16-year NFL career with Tampa Bay. One of the most respected players in team history, Barber retired following the 2012 season and soon after signed with FOX Sports. 2023 marks Barber's 11th-year in the broadcast booth.

Barber, a five-time Pro Bowler, five-time AP All-Pro selection, and now 2023 Hall of Fame inductee, entered the league as a third-round (66th overall) pick by the Buccaneers in the 1997 NFL Draft. He holds numerous team and league records, including a streak of 200 consecutive starts at cornerback, the most for that position in NFL history. Barber was a key component of the Tampa Bay defense that ruled the league in the late 1990s and early 2000s, helping bring the Bay Area a world championship in Super Bowl XXXVII.

Dan Lucas, who serves as a sports anchor and reporter for News Channel 8, will serve as the sideline analyst for the broadcasts. He is a Tampa native who graduated from Leto High School and went on to graduate from Florida State University. Prior to his work with WFLA, Lucas worked as weekend sports anchor at WJAC-TV in Johnstown, Pennsylvania, where he covered Penn State and all the Pittsburgh professional sports franchises.

## BUCCANEERS PRESEASON SCHEDULE

| DATE | OPPONENT        | TIME    | STATION      |
|------|-----------------|---------|--------------|
| 8/10 | at Cincinnati   | 7:00 PM | CW Tampa Bay |
| 8/17 | at Jacksonville | 7:30 PM | WFLA         |
| 8/23 | MIAMI           | 7:30 PM | WFLA         |

\*All Times Eastern

# BUCCANEERS RADIO NETWORK



GENE DECKERHOFF



DAVE MOORE



T.J. RIVES

iHeart Media's 98ROCK 97.9 FM will serve as the flagship station for the Buccaneers Radio Network. 98ROCK 97.9 FM will broadcast all Buccaneers games in stereo with a 100,000-watt signal that blankets the Tampa Bay area.

Handling the play-by-play duties for the 35th straight season is Gene Deckerhoff. Deckerhoff's 35 years of service with the Buccaneers currently ranks as the fifth-longest in the NFL. Considered one of the nation's premier play-by-play announcers, Deckerhoff also served as the voice of Florida State University football and basketball from 1979-2021.

Deckerhoff is the former play-by-play man for the USFL's Tampa Bay Bandits and also served as the sports director for WCTV-TV in Tallahassee. Deckerhoff is a 16-time recipient of the Florida Sportscaster of the Year award, as well as the winner of the 2013 National Football Foundation Chris Schenkel Award

Dave Moore, former Tampa Bay Buccaneers tight end, enters his 17th season as color analyst with the Buccaneers Radio Network.

Moore spent 13 of his 15 seasons in the NFL with the Buccaneers. The seventh-round draft pick (191st overall) started his first season with the Dolphins in 1992 before joining the Buccaneers. Following a stint in Buffalo during the 2002 campaign, Moore returned to the Bay area and finished his NFL career with 207 receptions for 2,028 receiving yards and 28 touchdowns. He also made a Pro Bowl appearance in 2006.

T.J. Rives begins his 19th season as Tampa Bay's sideline reporter. Rives is a radio and television veteran of the Tampa Bay area and nationally for the last 29 years. He graduated with a degree in broadcasting from the former Memphis State University.


Buccaneers fans across the state can tune into Tampa Bay games thanks to the Buccaneers Radio Network. Deckerhoff's descriptions of the action — including pre-game, halftime and post-game — are simulcast on radio stations throughout the state.



CARLOS BOHORQUEZ



MARTIN GRAMÁTICA



SANTIAGO GRAMÁTICA

As an extension of the Buccaneers Radio Network, WTMP 96.1 will serve as a Spanish audio alternative for all Buccaneers games, and for the second year, the broadcast will simulcast all preseason matchups with WFLA, airing on WSNM-TV.

Buccaneers Legend Martín Gramática - the team's franchise record-holder for both points scored and field goals made - has given fans detailed insight for Buccaneers games as the color analyst since 2018. Prior to joining the radio network, Gramática played nine seasons as an NFL kicker, six of which were with Tampa. The Buccaneers recently nominated him for the NFL's 2023 Salute to Service Award for his impact with Veterans and housing initiatives. A mission curated by his family's foundation, The Gramática Family Foundation.

Similar to his brother, Santiago Gramática, was regarded as one of one of the premier kickers in the country, playing four seasons locally at the University of South Florida from 2001-04. Gramática was a finalist for the Lou Groza Award, an award honoring the top placekickers in the U.S., and finished his career as the third-highest scorer in school history. He is entering his fourth season as the sideline reporter for the Buccaneers.

Carlos Bohorquez, born and raised in Venezuela, serves as WTMP's play-by-play announcer. Throughout his career, Bohorquez has overseen the creation of many firsts and most recently assisted WFLA with Todo Tampa Bay, a local Hispanic lifestyle show. In addition to calling Buccaneers games, he became the first Spanish play-by-play for The University of Central Florida football in 2021. He has since been recognized as a "Community Media Person" by the Latin Chamber of Commerce.



## BUCCANEERS RADIO NETWORK AFFILIATES

|                   |                               |                         |                          |
|-------------------|-------------------------------|-------------------------|--------------------------|
| Brooksville       | WWJB 1450 AM                  | Orlando                 | WTKS 104.1 FM            |
| Cocoa Beach       | WTKS 104.1 FM                 | Panama City             | WILN 105.9 FM            |
| Daytona Beach     | WLOV 99.5 FM                  | Pensacola               | WBSR 1450 AM/101.1 FM    |
| Englewood         | WENG 1530 AM/98.1 FM/107.5 FM | Port St. Lucie          | WPSL 1590 AM/WSTU1450 AM |
| Ft. Myers/Naples  | WBNC 770 AM/98.1 FM/104.3 FM  | Sebring                 | WJCM 1050 AM/106.3 FM    |
| Gainesville/Ocala | WRUF 850 AM/98.1 FM           | Tallahassee             | WVFT 93.3 FM             |
| Homosassa Springs | WXCV 95.3 FM                  | Tampa Bay/Sarasota      | WXTB 97.9 FM             |
| Lakeland          | WONN 1230 AM/ 107.1 FM        | Titusville              | WTKS 104.1 FM            |
| Melbourne         | WTKS 104.1 FM                 | Oklahoma City, Oklahoma | KRXO 107.7 FM            |

## BUCCANEERS.COM AND MOBILE APP

### THE TAMPA BAY BUCCANEERS' DIGITAL HOME

Since its launch in 1999, Buccaneers.com has emerged as the definitive source for information, entertainment, video, photography, game coverage and locker-room access regarding the Tampa Bay Buccaneers. Now in conjunction with the app, the Buccaneers digital platforms continue to be on the cutting-edge of sports coverage and are dedicated to providing visitors with the sort of exclusive access that can't be gleaned from any other source.

The website and mobile app also provides fans and members of the media with coverage of all team press conferences following games, on the day after games and during special announcements. Many of these press conferences are streamed live on the site.

A special media section of Buccaneers.com includes dozens of items to help print, radio, television and Internet sources perform their jobs and keep football fans in the know.

Below is a summary of some of the site's most popular content:

### NEWS, PHOTOS AND VIDEO

- Up-to-date roster, depth chart and transactions pages
- Feature articles on relevant players and subjects from Senior Writer/Editor Scott Smith and Staff Writer Brianna Dix
- Archives of press conferences and other events made available shortly after their conclusion
- Frequent video and audio interviews, complete with a deep archive spanning many seasons
- NFL Network coverage of the Buccaneers
- Extensive image archive and special photo galleries
- Behind-the-scenes video, including award-winning series In the Current

### GAME COVERAGE

- Pregame news, including injury updates, lineup information, inactive players and thoughts from the head coach
- Game photos transmitted directly from Buccaneers' sideline
- Wrap-up stories posted immediately after the game
- Official game highlights from the NFL
- Live coverage of all postgame and day-after-game press conferences by the head coach

### ADDITIONAL FEATURES

- Cheerleader section featuring photos and bios
- Digital tickets, official Krewe Cards, and gameday guides
- Detailed stadium information, featuring seating diagrams, parking maps and concession locations
- Community Impact updates
- Official online team store
- How May I Help You? driven by Hertz automated chat bot to answer fan questions
- Interactive games



### BUCCANEERS ON SOCIAL MEDIA

Facebook: /tampabaybuccaneers  
 Twitter: @buccaneers  
 Instagram: @buccaneers  
 Snapchat: bucsnfl  
 YouTube: /tbbuccaneers  
 TikTok: @bucsfnl

## CHEERLEADERS

Since 1976, the Tampa Bay Buccaneers Cheerleaders have served as ambassadors for one of the most distinguished franchises in the NFL, captivating Tampa Bay's avid fans, performing to worldwide acclaim, and cheering on the team to two Super Bowl titles.

The 30 athletes that comprise the dynamic squad are chosen from hundreds of candidates each year. On top of being talented performers, Buccaneers Cheerleaders represent a variety of professional fields including education, healthcare, real estate, dance, public policy and more. They are committed to supporting the Buccaneers on game days at Raymond James Stadium and at community events and corporate appearances throughout the year.

In addition to their work in the West Central Florida region, the Tampa Bay Buccaneers Cheerleaders serve as ambassadors for the organization all over the United States and beyond, traveling to locations in Asia, Europe, and Australia to entertain and connect with the best fans in the NFL.

### ANNA PARRISH



#### CHEERLEADING & MASCOT MANAGER

Anna Parrish enters her fourth season directing the Tampa Bay Buccaneers Cheerleaders as the team's Cheerleading & Mascot Manager. Parrish spent four seasons cheering with the Buccaneers, serving as a team captain in 2020. She has represented the organization in the Tampa Bay community, on a national stage and as a participant in the 2019 NFL International Series in London, along with military appreciation events abroad.

Parrish also has professional dance experience working with Rob Base, ZZ Top, Flo-Rida and New Kidz on the Block. Prior to joining the Buccaneers, Parrish danced for Universal Studios Orlando Resort and Busch Gardens.

Parrish previously enjoyed an active career in the fitness industry, opening and operating boutique fitness facilities, where she also served as an experienced instructor.



## 2024 CHEERLEADERS

ALYSSA  
AMANDA L.  
AMANDA O.  
ANALISA  
ARIELLE  
AVERY  
AYSIA  
DANIEL  
DANTE  
ELLA  
FAITH  
HALEY  
JASMINE  
JESSICA  
JESSIE  
JORDYN

KIMBERLY  
MADELYN  
MCKENNA\*  
OLIVIA  
RACHAEL\*  
RANDOLPH  
REBEKAH  
RYLIE  
SARA  
SAVANNAH  
SHANNON\*  
SOPHIA\*  
TAYLOR  
TRINITY

\*CAPTAINS

For more information about the Tampa Bay Buccaneers Cheerleaders and Captain Fear, please visit [www.buccaneers.com](http://www.buccaneers.com) or call (813) 870-2700.

# MEDIA INFORMATION

## MEDIA POLICIES

**Interview Requests:** All interview requests for Tampa Bay Buccaneers players, coaches, executives or staff members should be directed to the Communications Department .

**Credential Requests:** Credential requests are honored for accredited media on specific assignment and must be made through the Buccaneers' Communications department. Credentials will not be issued to writers or photographers working on a freelance basis unless the request is made by an approved publication or news organization. All credential requests must be submitted via Accredited. Please contact Danielle Burns with any questions regarding credentials.

**Media Website:** All Buccaneers media materials will be posted to the Buccaneers media website, <https://www.buccaneers.com/media/>.

**Communications Twitter:** Media are strongly encouraged to follow the Buccaneers Communications Twitter account (@BuccaneersComms). The account will notify you of upcoming media availabilities and feature all press releases, statistical information and transcripts provided by the communications staff.

**If you have a specific inquiry or would like the full media policy, please contact a member of the Buccaneers communications staff.**

## TAMPA BAY BUCCANEERS

AdventHealth Training Center  
One Buccaneer Place - Tampa, FL 33607

### PHONE NUMBERS

**Main:** (813) 870-2700 - **Communications:** (813) 554-1311

**Communications Fax:** (813) 387-6317 - **Ticket Office:** (813) 879-2827

### COMMUNICATIONS DEPARTMENT

|  |  |                      |
|--|--|----------------------|
| <b>Chief Communications Officer</b>      | Nelson Luis<br>nluis@buccaneers.nfl.com          | Work: (813) 554-1314 |
| <b>Senior Director of Communications</b> | Michael Pehanich<br>mpehanich@buccaneers.nfl.com | Work: (813) 387-6325 |
| <b>Communications Manager</b>            | Danielle Burns<br>dburns@buccaneers.nfl.com      | Work: (813) 998-6838 |
| <b>Communications Manager</b>            | Andrew Holman<br>aholman@buccaneers.nfl.com      | Work: (813) 998-3809 |
| <b>Senior Communications Coordinator</b> | Ben Yarrington<br>byarrington@buccaneers.nfl.com | Work: (813) 387-6355 |
| <b>Communications Intern</b>             | Micayla Rossi<br>mrossi@buccaneers.nfl.com       | Work: (813) 387-6385 |



TAMPA BAY  
**BUCCANEERS**



Advent Health



Coca-Cola

eMAXX



Florida Blue



Hertz



LUMEN

Miller Lite



PROGRESSIVE

RAYMOND JAMES  
LIFE WELL PLANNED.



ticketmaster

verizon



