

PLAYERS

PLAYERS

PLAYERS

PLAYERS

PLAYERS

# #59

## GENARD AVERY

**OUTSIDE LINEBACKER**

**HT:** 6-0 **WT:** 250

**DOB:** 12/3/97

**NFL:** 5TH YEAR

**ACQ:** FA, 2022

**COLLEGE:** MEMPHIS

# BIGS

### TRANSACTIONS:

- X Originally entered the NFL as a fifth-round pick (150th overall) by the Cleveland Browns in the 2018 NFL Draft.
- X Traded to the Philadelphia Eagles on Oct. 28, 2019.
- X Declared a free agent following the 2021 season prior to signing with the Pittsburgh Steelers on March 31, 2022. Waived on Aug. 23, 2022.
- X Signed by Tampa Bay on Aug. 25, 2022. Waived on Aug. 30, 2022.
- X Signed to the Buccaneers' practice squad on Aug. 31, 2022.
- X Was promoted to Tampa Bay's active roster on Oct. 11, 2022.

### CAREER HIGHLIGHTS:

- X Spent time with the Cleveland Browns (2018-19), Philadelphia Eagles (2019-21) and Pittsburgh Steelers (2022) prior to joining the Buccaneers.
- X Has played in 57 career regular season games with 17 starts, totaling 96 tackles (11 for loss), 7.5 sacks, 24 quarterback hits and five passes defended, one forced fumble and one fumble recovery.
- X Has appeared in one career postseason contest as a member of the Philadelphia Eagles.
- X Posted career-best five quarterback hits at San Francisco (10/4/20).
- X Recorded a career-high eight tackles at Carolina (10/10/21).
- X Tallied first career fumble recovery against the New York Jets (9/20/18).
- X Made first career start at Tampa Bay (10/21/18).
- X Made NFL debut against Pittsburgh (9/9/18), recording his first career strip sack.

### 2022 HIGHLIGHTS:

- X Played 16 special teams snaps in Week 1 at Dallas (9/11) after being elevated from the practice squad.
- X Appeared on special teams in Week 6 at Pittsburgh, recording one tackle.
- X Appeared in a reserve capacity and on special teams in Weeks 7-8.

### 2021 HIGHLIGHTS:

- X Played in 16 regular season games with Philadelphia, making 12 starts, tallying 48 tackles (four for loss), two quarterback hits and 1.0 sack.
- X Registered 1.0 sack for a loss of 13 yards at Washington (1/2/22).
- X Played in a reserve role in the Super Wild Card Round at Tampa Bay (1/16/22).

### COLLEGE/PERSONAL:

- X Played in 50 games, with 34 starts, at Memphis (2014-16), including every game of his final two seasons, totaling 232 tackles (45.5 for loss), 21.5 sacks, four forced fumbles, one fumble recovery and seven passes defended. Also had two interceptions, returning both for touchdowns in 2016.
- X His 45.5 career tackles for loss rank second in Memphis program history and his 21.5 sacks ranks third in program history.
- X Earned two first-team All-American Athletic Conference honors in 2016 and 2017.
- X In 2017, registered 22 tackles for loss, which set a single season record.
- X Attended Grenada High School (Grenada, Mississippi), where he was named Most Valuable Player of Mississippi 6A Region 1.
- X A Class 6A state champion powerlifter and four-year track and field letterwinner.

## AVERY'S CAREER STATISTICS

| Year              | Team         | GP        | GS        | Tackles   |           |           |            | Sk          | Yds      | INT      |          |          |          | Fumbles  |          |          | ST Tackles |          |          |
|-------------------|--------------|-----------|-----------|-----------|-----------|-----------|------------|-------------|----------|----------|----------|----------|----------|----------|----------|----------|------------|----------|----------|
|                   |              |           |           | T         | S         | A         | Sk         |             |          | No       | Yds      | Lg       | TD       | PD       | FF       | FR       | Yds        | T        | S        |
| 2018              | Cleveland    | 16        | 5         | 39        | 29        | 10        | 4.5        | 26.5        | 0        | -        | -        | 0        | 4        | 1        | 1        | 5        | 0          | 0        | 0        |
| 2019              | TOTAL        | 10        | 0         | 3         | 2         | 1         | 0.5        | 5.5         | 0        | -        | -        | 0        | 0        | 0        | 0        | -        | 2          | 0        | 2        |
|                   | Cleveland    | 2         | 0         | 1         | 1         | 0         | 0.0        | 0.0         | 0        | -        | -        | 0        | 0        | 0        | 0        | -        | 0          | 0        | 0        |
|                   | Philadelphia | 8         | 0         | 2         | 1         | 1         | 0.5        | 5.5         | 0        | -        | -        | 0        | 0        | 0        | 0        | -        | 2          | 0        | 2        |
| 2020              | Philadelphia | 11        | 0         | 11        | 5         | 6         | 1.5        | 7.0         | 0        | -        | -        | 0        | 1        | 0        | 0        | -        | 0          | 0        | 0        |
| 2021              | Philadelphia | 16        | 12        | 43        | 21        | 22        | 1.0        | 13.0        | 0        | -        | -        | 0        | 0        | 0        | 0        | -        | 0          | 0        | 0        |
| 2022              | Tampa Bay    | 4         | 0         | 0         | 0         | 0         | 0.0        | 0.0         | 0        | -        | -        | 0        | 0        | 0        | 0        | -        | 0          | 0        | 0        |
| <b>NFL Totals</b> |              | <b>57</b> | <b>17</b> | <b>96</b> | <b>57</b> | <b>39</b> | <b>7.5</b> | <b>52.0</b> | <b>0</b> | <b>-</b> | <b>-</b> | <b>0</b> | <b>5</b> | <b>1</b> | <b>1</b> | <b>5</b> | <b>2</b>   | <b>0</b> | <b>2</b> |

| Year              | Team         | GP       | GS       | Tackles  |          |          |            | Sk         | Yds      | INT      |          |          |          | Fumbles  |          |          | Tackles  |          |          |
|-------------------|--------------|----------|----------|----------|----------|----------|------------|------------|----------|----------|----------|----------|----------|----------|----------|----------|----------|----------|----------|
|                   |              |          |          | T        | S        | A        | Sk         |            |          | No       | Yds      | Lg       | TD       | PD       | FF       | FR       | Yds      | T        | S        |
| 2021              | Philadelphia | 1        | 0        | 1        | 0        | 1        | 0.0        | 0.0        | 0        | -        | -        | 0        | 0        | 0        | 0        | -        | 0        | 0        | 0        |
| <b>Postseason</b> |              | <b>1</b> | <b>0</b> | <b>1</b> | <b>0</b> | <b>1</b> | <b>0.0</b> | <b>0.0</b> | <b>0</b> | <b>-</b> | <b>-</b> | <b>0</b> | <b>0</b> | <b>0</b> | <b>0</b> | <b>-</b> | <b>0</b> | <b>0</b> | <b>0</b> |

## AVERY'S GAME-BY-GAME STATISTICS

### 2022

| DATE          | OPP  | TACKLES  |          |          |          |            |            |          | INTERCEPTIONS |          |          |          |          | FUMBLES  |          |          | ST TACKLES |          |          |
|---------------|------|----------|----------|----------|----------|------------|------------|----------|---------------|----------|----------|----------|----------|----------|----------|----------|------------|----------|----------|
|               |      | T        | S        | A        | TFL      | SK         | YDS        | QH       | NO            | YDS      | LG       | TD       | PD       | FF       | FR       | YDS      | T          | S        | A        |
| Sept. 11      | @DAL | 0        | 0        | 0        | 0        | 0.0        | 0.0        | 0        | 0             | 0        | 0        | 0        | 0        | 0        | 0        | 0        | 0          | 0        | 0        |
| Sept. 18      | @NO  |          |          |          |          |            |            |          | Inactive      |          |          |          |          |          |          |          |            |          |          |
| Sept. 25      | GB   |          |          |          |          |            |            |          | Inactive      |          |          |          |          |          |          |          |            |          |          |
| Oct. 2        | KC   |          |          |          |          |            |            |          | Inactive      |          |          |          |          |          |          |          |            |          |          |
| Oct. 9        | ATL  |          |          |          |          |            |            |          | Inactive      |          |          |          |          |          |          |          |            |          |          |
| Oct. 16       | @PIT | 0        | 0        | 0        | 0        | 0.0        | 0.0        | 0        | 0             | 0        | 0        | 0        | 0        | 0        | 0        | 0        | 1          | 0        | 0        |
| Oct. 23       | @CAR | 0        | 0        | 0        | 0        | 0.0        | 0.0        | 0        | 0             | 0        | 0        | 0        | 0        | 0        | 0        | 0        | 0          | 0        | 0        |
| Oct. 27       | BAL  | 0        | 0        | 0        | 0        | 0.0        | 0.0        | 0        | 0             | 0        | 0        | 0        | 0        | 0        | 0        | 0        | 0          | 0        | 0        |
| Nov. 6        | LAR  |          |          |          |          |            |            |          |               |          |          |          |          |          |          |          |            |          |          |
| Nov. 13       | SEA  |          |          |          |          |            |            |          |               |          |          |          |          |          |          |          |            |          |          |
| Nov. 27       | @CLE |          |          |          |          |            |            |          |               |          |          |          |          |          |          |          |            |          |          |
| Dec. 5        | NO   |          |          |          |          |            |            |          |               |          |          |          |          |          |          |          |            |          |          |
| Dec. 11       | @SF  |          |          |          |          |            |            |          |               |          |          |          |          |          |          |          |            |          |          |
| Dec. 18       | CIN  |          |          |          |          |            |            |          |               |          |          |          |          |          |          |          |            |          |          |
| Dec. 25       | @ARI |          |          |          |          |            |            |          |               |          |          |          |          |          |          |          |            |          |          |
| Jan. 1        | CAR  |          |          |          |          |            |            |          |               |          |          |          |          |          |          |          |            |          |          |
| Jan. 7/8      | @ATL |          |          |          |          |            |            |          |               |          |          |          |          |          |          |          |            |          |          |
| <b>TOTALS</b> |      | <b>0</b> | <b>0</b> | <b>0</b> | <b>0</b> | <b>0.0</b> | <b>0.0</b> | <b>0</b> | <b>0</b>      | <b>0</b> | <b>0</b> | <b>0</b> | <b>0</b> | <b>0</b> | <b>0</b> | <b>0</b> | <b>1</b>   | <b>0</b> | <b>0</b> |

# #12

## TOM BRADY

**QUARTERBACK**

**HT:** 6-4 **WT:** 225

**DOB:** 8/3/77

**NFL:** 23RD YEAR

**ACQ:** UFA (NE), 2020

**COLLEGE:** MICHIGAN



### ACQUIRED BY BUCS:

X Signed by Tampa Bay on March 20, 2020, as an unrestricted free agent from the New England Patriots.

### ORIGINALLY ENTERED NFL:

X Originally entered the NFL as a sixth-round pick (199th overall) of the New England Patriots in the 2000 NFL Draft.

### AWARDS & ACCOLADES:

X 7x Super Bowl Champion (XXXVI, XXXVIII, XXXIX, XLIX, LI, LIII, LV)

X 5x Super Bowl MVP (XXXVI, XXXVIII, XLIX, LI, LV)

X 15x Pro Bowl Selection (2001, 2004-05, 2007, 2009-18, 2021)

X 3x Associated Press Most Valuable Player (2007, 2010, 2017)

X 3x Associated Press First-Team All-Pro Selection (2007, 2010, 2017)

X Associated Press Offensive Player of the Year (2010)

X Associated Press Comeback Player of the Year (2009)

X Associated Press Male Athlete of the Year (2007)

X PFWA Most Valuable Player (2017)

X 2x Pro Football Weekly/PFWA Most Valuable Player (2007, 2010)

X 2x Pro Football Weekly/PFWA All-NFL Team Selection (2010, 2017)

X 2x PFWA All-AFC Team Selection (2014, 2016)

X 2x Sports Illustrated Most Valuable Player/NFL Player of the Year (2004, 2017)

X Sporting News NFL Player of the Year (2007)

X 2x Sporting News Sportsman of the Year (2004, 2007)

X 3x Sporting News Offensive Player of the Year (2010, 2016, 2017)

X 3x Sporting News All-Pro Selection (2010, 2016, 2017)

X Peter King's SI.com Most Valuable Player (2010)

X Peter King's SI.com Offensive Player of the Year (2010)

X Peter King's SI.com All-Pro Offensive Team (2010)

X NFL 2010s All-Decade Team

X Peter King's SI.com Offensive Player of the Week (Week 13 2006)





- X Pro Football Weekly Offensive Player of the Week (Week 5 2005)
- X Vic Carucci's All-Vic Team - NFL.com (2005)
- X 2007 NFL MVP - USA Today, Dallas Morning News, Fort Worth Star-Telegram, San Francisco Chronicle
- X 2003 NFL MVP - Dallas Morning News, SI.com
- X USA Today's All-Joe Team (2003)
- X NFL Alumni Quarterback of the Year (2007)
- X AFC Offensive Player of the Year (2007)
- X 11x Offensive Player of the Month (10x AFC: September & October 2007; October 2009; December/January, 2010; November & December 2011; October 2014; September 2015; October 2016; November 2017; 1x NFC: October 2020)
- X 32x Offensive Player of the Week (30x AFC: Weeks 5 & 11, 2001; Weeks 1 & 9, 2002; Weeks 9 & 17, 2003; Week 5, 2005; Weeks 3, 6, 7, 14 & 17, 2007; Weeks 1, 6 & 16, 2009; Weeks 12 & 13, 2010; Weeks 1, 2 & 16, 2011; Weeks 4, 8 & 14, 2012; Week 12, 2013; Week 8, 2015; Weeks 5 & 11, 2016; Weeks 2, 3 & 10, 2017; 2x NFC: Week 4, 2020; Week 5, 2021)
- X 15x FedEx Air NFL Player of the Week (Weeks 9 & 17, 2003; Week 8, 2006; Weeks 6, 7, 11 & 17, 2007; Week 14, 2010; Week 1, 2011; Week 4, 2012; Week 4, 2020; Week 17, 2020; Weeks 1, 2, 18, 2021)
- X Miller Lite NFL Player of the Week (Week 12, 2001).

### CAREER HIGHLIGHTS:

- X Played with the New England Patriots (2000-19).
- X 20-time team captain.



- X Three-time NFL MVP (2007, 2010, 2017), tied with Jim Brown, Brett Favre and Johnny Unitas for second-most all-time to Peyton Manning's five. At age 40 in 2017, became the oldest player in NFL history to win the award.
- X Brady's 281 career wins combined in the regular season and playoffs are the most all-time by an NFL player. He surpassed Peyton Manning (200) in New England's win vs. L.A. Rams (12/4/16) to become the NFL's all-time winningest quarterback.
- X His 246 regular-season wins are also most in NFL history. He passed Brett Favre and Peyton Manning with his 187th career regular season win in the victory at N.Y. Jets (10/15/17).
- X Brady's 135 career regular season wins at home and 111 victories on the road are also NFL records.
- X In the final game of the 2020 season, surpassed Brett Favre (298) for the most starts by any player in NFL history.
- X Has played in 326 career games, the seventh-most in NFL history and the most ever by a non-specialist. He surpassed Jerry Rice (303) in Week 3 of the 2021 season.

### HIGHEST WINNING PERCENTAGE BY A QB (1970-2022 - REGULAR SEASON, MIN. 75 STARTS)

| Name (Years)                     | Pct.        |
|----------------------------------|-------------|
| <b>1. Tom Brady (2000-Pres.)</b> | <b>.759</b> |
| 2. Roger Staubach (1969-79)      | .743        |
| 3. Joe Montana (1979-94)         | .713        |
| 4. Peyton Manning (1998-2015)    | .702        |
| 5. Bob Griese (1967-80)          | .695        |

### MOST WINS BY AN NFL PLAYER (NFL HISTORY - INCLUDING POSTSEASON)

| Name                | Wins       |
|---------------------|------------|
| <b>1. Tom Brady</b> | <b>281</b> |
| 2. Adam Vinatieri   | 242        |
| 3. George Blanda    | 218        |
| 4. Jerry Rice       | 211        |
| 5. Gary Anderson    | 210        |
| 6. Peyton Manning   | 200        |

- X Brady is the first quarterback in NFL history to lead his team to seven Super Bowl wins, surpassing Terry Bradshaw (four) and Joe Montana (four).
- X Brady has 10 Super Bowl appearances, more than any franchise in the Super Bowl era (Dallas, Denver & Pittsburgh, eight each).
- X After guiding Tampa Bay to an appearance in Super Bowl LV, joined Peyton Manning, Craig Morton and Kurt Warner as the only starting quarterbacks in NFL history to lead two separate franchises to Super Bowl appearances.
- X With the win in Super Bowl LV, joined Peyton Manning as the only starting quarterbacks in NFL history to win a Super Bowl with multiple teams.
- X Surpassed Charles Haley (five) with his sixth Super Bowl win in 2018 and holds 15 other Super Bowl records.
- X Brady owns five Pete Rozelle Awards as Super Bowl MVP (XXXVI, XXXVIII, XLIX, LI, LV) and is the first player in Super Bowl history to earn five MVP awards, two more than Pro Football Hall of Famer Joe Montana (three).
- X Brady is the all-time leader in Super Bowl passing yards (3,039), completions (277), touchdown passes (21) and starts (10) by a quarterback. His 14 conference game title starts and 10 conference championship are the most of any starting quarterback in the Super Bowl era.
- X Brady is 35-12 (.745) in the playoffs, the most playoff wins in NFL history by a starting quarterback. His 47 postseason appearances are also most in NFL history among all NFL players.
- X Holds all-time postseason records for passing yards (13,049), completions (1,165), touchdowns (86), multi-

| PLAYERS WITH MULTIPLE SUPER BOWL MVP AWARDS |     |
|---|-----|
| Name  | MVP |
| 1. Tom Brady                                | 5   |
| 2. Joe Montana                              | 3   |
| 3. Terry Bradshaw                           | 2   |
| 3. Eli Manning                              | 2   |
| 3. Bart Starr                               | 2   |

touchdown passing games (28) and 300-yard passing games (18).

- X After leading Tampa Bay to a Super Wild Card victory against Washington (1/9/21), Brady joined Brett Favre and Joe Montana as the only quarterbacks to win a postseason game with one club after winning at least 10 postseason games with another franchise.
- X The 2021 NFC South title marked Brady's 18th career division title, the most in NFL history. Peyton Manning is second with 12. Brady's 11 consecutive division titles (2009-19) are also an NFL record.
- X His 17 career appearances in a Divisional Playoff game surpassed Jerry Rice's previous record of 13, while his 13 three-touchdown games in the postseason moved him past Joe Montana (nine) for the most such games since the 1970 NFL/AFL merger.
- X Brady's touchdown-to-interception ratio (3.10) ranks fourth in NFL history among all players with 2,000 or more passing attempts.
- X Brady has been elected to the Pro Bowl 15 times in his career, eclipsing Tony Gonzalez (14), Peyton Manning (14), Bruce Matthews (14) and Merlin Olsen (14) for the most Pro Bowl berths by any player in NFL history.
- X Won an NFL record 31 consecutive home games from 2006-11.
- X In the Super Bowl era, three quarterbacks have had at least 10 seasons in which they made at least one start and never had a losing season - Tom Brady (21), Jeff Hostetler (10) and Roger Staubach (10).
- X Posted an NFL single-season touchdown-to-interception ratio record of 14.00 in 2016, throwing 28 touchdowns to only two interceptions.

### QUARTERBACKS WITH THREE OR MORE SUPER BOWL VICTORIES

| Name              | Wins |
|-------------------|------|
| 1. Tom Brady      | 7    |
| 2. Terry Bradshaw | 4    |
| 2. Joe Montana    | 4    |
| 4. Troy Aikman    | 3    |

- X Brady has led the league in touchdown passes five times in his career (2002, 2007, 2010, 2015, 2021), surpassing Drew Brees, Len Dawson, Brett Favre, Peyton Manning, Johnny Unitas and Steve Young for the most seasons leading the league in that category.
- X Has amassed 111 300-yard passing games in the regular season, the second-most all-time, trailing only Drew Brees (123). Brady has 13 career 400-yard passing games, tied for the third-most in NFL history.
- X Has thrown for 86,787 regular-season passing yards and 633 regular-season career touchdown passes, each the most in NFL history.
- X Brady has 99,836 total passing yards and 719 total touchdown passes in his career (regular season and postseason combined), each the most in NFL history.
- X Brady has six seasons with at least 35 passing touchdowns, the most such seasons in NFL history.
- X Brady has three seasons with at least 40 touchdown passes, joining Aaron Rodgers as the only players in NFL history to have at least three such seasons.
- X Brady threw for at least 40 touchdowns in consecutive seasons (2020-21) joining Drew Brees (2011-12) as the only players in NFL history to have consecutive such seasons.
- X Has amassed eight 50-point games in his career, most in NFL history.
- X Brady won 76 of his first 100 regular season starts, tying Roger Staubach's mark for most victories by a quarterback in his first 100 starts during the Super Bowl Era (since 1966).



- X Brady is the only quarterback in NFL history to start and win three Super Bowls before his 28th birthday.
- X Brady led a game-winning drive to break a tie or take the lead in the fourth quarter of each of the Patriots six Super Bowl victories, becoming the only quarterback in NFL history to lead six game-winning drives in the Super Bowl.
- X Brady won his first 10 playoff games, setting an NFL record for the most consecutive playoff wins.
- X Brady (24 years, 184 days old) was voted MVP of Super Bowl XXXVI and was the fourth-youngest player to earn the honor (Marcus Allen, 23 years and 302 days at Super Bowl XVIII, Lynn Swann, 23 years, 316 days at Super Bowl X and Patrick Mahomes, 24 years and 138 days at Super Bowl LIV).
- X At 43 years, 188 days old, Brady became the oldest player to ever appear in a Super Bowl with Tampa Bay's Super Bowl LV berth. Brady was named the game's MVP.
- X Brady threw for 53 yards on the Patriots game-winning drive in Super Bowl XXXVI, completing five of his eight passes. Two of his pass attempts he spiked to kill the game clock. With just 1:21 remaining, he moved the Patriots into field goal range without the benefit of timeouts.

### MOST PASSING TOUCHDOWNS (NFL HISTORY - REGULAR SEASON)

| Name (Years)                       | TD         |
|------------------------------------|------------|
| <b>1. Tom Brady (2000-Present)</b> | <b>633</b> |
| 2. Drew Brees (2001-20)            | 571        |
| 3. Peyton Manning (1998-2015)      | 539        |
| 4. Brett Favre (1991-2010)         | 508        |
| 5. Aaron Rodgers (2004-Present)    | 462        |

### MOST PASSING YARDS (NFL HISTORY - REGULAR SEASON)

| Name (Years)                       | Yards         |
|------------------------------------|---------------|
| <b>1. Tom Brady (2000-Present)</b> | <b>86,787</b> |
| 2. Drew Brees (2001-20)            | 80,358        |
| 3. Peyton Manning (1998-2015)      | 71,940        |
| 4. Brett Favre (1991-2010)         | 71,838        |
| 5. Ben Roethlisberger (2004-21)    | 64,088        |

- X Brady completed 13-of-15 passes for 124 yards and two touchdowns in the fourth quarter of Super Bowl XLIX vs. Seattle to rally the Patriots from a 10-point deficit.
- X Brady led New England back from a Super Bowl record 25-point second-half deficit in Super Bowl LI vs. Atlanta, passing for 282 yards on 27-of-36 attempts and two touchdowns in the second half and overtime.
- X With the win in Super Bowl LIII over the L.A. Rams, Brady earned his 237th career victory (regular season and playoffs), passing Adam Vinatieri for most overall wins in NFL history.

### SEASONAL HIGHLIGHTS:

- X Extended his NFL record with a 20th-winning season in 2021.
- X Led the NFL in passing yards in 2021 for the fourth time in his career, tied with Dan Fouts for the third-most times leading the league in that category, trailing only Dan Marino (five) and Drew Brees (seven).
- X Led the NFL in passing touchdowns in 2021 for the fifth time in his career, establishing a new NFL record for most seasons leading the league in that category.
- X The 2021 season marked Brady's second time leading the league in both passing touchdowns and passing yards in the same season, joining Dan Marino (three times) and Drew Brees (three times) as the only players since

### MOST PASSING YARDS - SINGLE SEASON (NFL HISTORY)

| Name (Year-Team)                 | Yards        |
|----------------------------------|--------------|
| 1. Peyton Manning (2013-DEN)     | 5,477        |
| 2. Drew Brees (2011-NO)          | 5,476        |
| <b>3. Tom Brady (2021-TB)</b>    | <b>5,316</b> |
| <b>4. Tom Brady (2011-NE)</b>    | <b>5,235</b> |
| 5. Drew Brees (2016-NO)          | 5,208        |
| 6. Drew Brees (2012-NO)          | 5,177        |
| 7. Drew Brees (2013-NO)          | 5,162        |
| 8. Ben Roethlisberger (2018-PIT) | 5,129        |
| 9. Jameis Winston (2019-TB)      | 5,109        |
| 10. Patrick Mahomes (2018-KC)    | 5,097        |

the 1970 NFL-AFL merger history to accomplish the feat more than once.

- X Finished 2021 with 5,235 passing yards, the third-most in a single season in NFL history and his second career 5,000 passing yard season (also 2011), joining Drew Brees (five times), as the only players in NFL history to have multiple seasons with 5,000 passing yards.
- X Brady set the NFL record for completions in 2021, with 485, while his 719 pass attempts stand as the second-most in a single season in league history.
- X In 2020, set a new NFL record for the most passing touchdowns (40) by a player in their first season with a team.
- X Brady's 40 passing touchdowns in 2020 established a new Buccaneers record, which he surpassed in 2021, with 43 passing touchdowns.
- X In 2016, Brady set a new NFL record for touchdown-to-interception ratio (14.00), throwing only two interceptions on 432 pass attempts in the regular season.
- X Brady threw his 484th overall touchdown with the Patriots in 2015, the most touchdowns with one team in NFL history. He finished his Patriots career with 541 passing touchdowns.
- X With 30 touchdown passes in 2020, Brady became one of four quarterbacks in NFL history with eight separate seasons of 30 or more touchdown passes. He recorded his ninth such season in 2021, tying Brett Favre and Peyton Manning for the second-most

### MOST PASSING TOUCHDOWNS - SINGLE SEASON (NFL HISTORY)

| Name (Year-Team)               | TD        |
|--------------------------------|-----------|
| 1. Peyton Manning (2013-DEN)   | 55        |
| <b>2t. Tom Brady (2011-NE)</b> | <b>50</b> |
| 2t. Patrick Mahomes (2018-KC)  | 50        |
| 4. Peyton Manning (2004-IND)   | 49        |
| 5. Dan Marino (1984-MIA)       | 48        |
| 5. Aaron Rodgers (2020-GB)     | 48        |
| 7. Drew Brees (2011-NO)        | 46        |
| 8. Aaron Rodgers (2011-GB)     | 45        |
| 9. Dan Marino (1986-MIA)       | 44        |
| <b>10. Tom Brady (2021-TB)</b> | <b>43</b> |
| 10. Drew Brees (2012-NO)       | 43        |

such seasons in NFL history, trailing only Drew Brees (10).

- X In 2010, became the first player in NFL history to be unanimously selected as the Associated Press Most Valuable Player.
- X Threw at least one touchdown pass in 52 straight regular-season games from 2010-2013. Brady's 52 straight games are second all time, behind Drew Brees (54).
- X In 2007, Brady was named the NFL's Most Valuable Player, setting then-NFL records for most touchdown passes in a season (50) and the highest touchdown-interception differential (+42). His mark of most games with three or more touchdown passes (12) is tied for the league record (also Aaron Rodgers, 2020) while he still holds the mark for most touchdown passes in a month (20 in October 2007). Brady's 117.2 passer rating in 2007 - then the second-highest mark ever - is still the sixth-highest of all-time, while his 4,806 passing yards were the third highest single-season total in league history up to that point.
- X In 2007, Brady contributed to the Patriots establishment of several then-NFL single-season team records, including most points scored in a season (589), largest point differential in a season (+315) and most touchdowns in a season (75). The Patriots became the first team in NFL history to complete a 16-0 regular season and tied the league's single-season mark with 18 overall victories.
- X Brady and receiver Randy Moss set an NFL single-season record in 2007 for most touchdown passes between a passer and a receiver (23), with Moss' 23 touchdown catches also setting a league record.



## MOST PASSING TOUCHDOWNS (SINGLE SEASON, TEAM HISTORY)

| Name (Year)                | TD        |
|----------------------------|-----------|
| <b>1. Tom Brady (2021)</b> | <b>43</b> |
| <b>2. Tom Brady (2020)</b> | <b>40</b> |
| 3. Jameis Winston (2019)   | 33        |
| 4. Jameis Winston (2016)   | 28        |
| 5. Josh Freeman (2012)     | 27        |
| 6. Brad Johnson (2003)     | 26        |
| 7. Josh Freeman (2010)     | 25        |
| 8. Brad Johnson (2002)     | 22        |
| 8. Jameis Winston (2015)   | 22        |
| 10. Trent Dilfer (1997)    | 21        |
| 10. Trent Dilfer (1997)    | 21        |

### 2022 HIGHLIGHTS:

- X Completed 18-of-27 passes for 212 yards and one touchdown in Week 1 at Dallas (9/11). Brady now has 904 completions since joining the Buccaneers, surpassing Doug Williams (895) for sixth-most in team history.
- X Became the first quarterback in NFL history to make 20 career starts on Kickoff Weekend.
- X Completed 18-of-34 passes for 190 yards and one touchdown in Week 2 at New Orleans (9/18).
- X Completed a then-season-high 31-of-42 passes for a season-high 271 yards and one touchdown in Week 3 vs. Green Bay.
- X Surpassed 85,000 career regular season passing yards in Week 3.
- X Completed 39-of-51 passes for 385 yards, three touchdowns and zero interceptions, earning a 114.7 passer rating in Week 4 vs. Kansas City.
- X His 39 completions and 51 attempts in Week 3 were both tied for his second-most as a member of the Buccaneers, trailing only 9/26/21 at L.A. Rams when he completed 41-of-55 passes.
- X With his 385 passing yards in Week 4, Brady surpassed Brad Johnson (10,940) for sixth-most passing yards in franchise history.
- X Week 4 marked Brady's 102nd game with three-or-more touchdowns and his 67th game with three-or-more touchdowns and zero interceptions, both of which are most in NFL history.



X Completed 35-of-52 passes for 351 yards and one touchdown, earning a 92.7 passer rating in the Week 5 win vs. Atlanta. With the win, Brady improved to 11-0 all-time against the Falcons (including playoffs), joining John Elway (11-0) vs. New England and Andrew Luck (11-0) vs. Tennessee as the only quarterbacks in the Super Bowl era to face a team as many times without a loss.

X Brady's 52 pass attempts in Week 5 matched his second-most as a member of the Buccaneers (also, Week 4 vs. Kansas City) and his 34 completions were his fourth-most as a member of the Buccaneers.

X Brady finished the first half of Week 5 completing 24-of-33 pass attempts. His 33 first-half pass attempts marked a new career high and his 24 first-half completions were tied for most in his career (also, 10/18/09 vs. Tennessee).

X Brady completed 25-of-40 passes for 243 yards and one touchdown in Week 6 at Pittsburgh.

X In Week 6 at Pittsburgh, Brady extended his streak of consecutive games with a touchdown pass to nine, the second-longest active streak in the NFL.

X Completed 32-of-49 passes for 290 yards in Week 7 at Carolina. Established a new team record for consecutive passes completed without an interception, breaking his previous record of 228 attempts.

X Through seven weeks, Brady's one interception was the fewest in the NFL among quarterbacks with at least 100 pass attempts.



X Completed 26-of-44 passes for 325 yards and one touchdown in Week 8 vs. Baltimore, good for an 89.7 passer rating.

X In Week 8, Brady extended his franchise-record streak of consecutive passes without an interception to 315, which ranked as the fifth-longest streak (by attempts) in NFL history.

X Brady increased his then-NFL-best touchdown-to-interception ratio to 9.00 in Week 8 vs. Baltimore.

X Since joining Tampa Bay, Brady leads the league in passing yards (12,216) and ranks tied for third in passing touchdowns (92).

## 2021 HIGHLIGHTS:

X Brady led the NFL in passing yards (5,316) and passing touchdowns (43), establishing new franchise records in each category.

X Brady, who also threw for over 5,000 yards in 2011, joins Drew Brees as the only players in NFL history to record multiple 5,000-yard seasons.

X 2021 marked the fifth time in Brady's career that he led the NFL in touchdown passes, surpassing Drew Brees, Brett Favre, Johnny Unitas and Steve Young (four times each) for the most seasons leading the league in passing touchdowns in NFL history.

X It marked the fourth time in Brady's career that he has led the NFL in passing yards. Brady's four times leading the league in passing yards tied Dan Fouts for the third-most since the 1970 NFL-AFL merger, trailing only Dan Marino (five) and Drew Brees (seven).

X 2021 marked Brady's second time leading the league in both passing touchdowns and passing yards in the same season, joining Dan Marino (three times) and Drew Brees (three times) as the only players since the 1970 NFL-AFL

## MOST PASSING YARDS (SINGLE SEASON, TEAM HISTORY)

| Name (Year)                | Yards        |
|----------------------------|--------------|
| <b>1. Tom Brady (2021)</b> | <b>5,316</b> |
| 2. Jameis Winston (2019)   | 5,109        |
| <b>3. Tom Brady (2020)</b> | <b>4,633</b> |
| 4. Jameis Winston (2016)   | 4,090        |
| 5. Josh Freeman (2012)     | 4,065        |
| 6. Jameis Winston (2015)   | 4,042        |
| 7. Brad Johnson (2003)     | 3,811        |
| 8. Josh Freeman (2011)     | 3,592        |
| 9. Doug Williams (1981)    | 3,563        |
| 10. Steve DeBerg (1984)    | 3,554        |

merger history to accomplish the feat more than once.

- X Brady's 5,316 passing yards marked the third-most in a single season in NFL history, while his 43 passing touchdowns tied for the 10th-most.
- X Brady finished the season with 719 pass attempts this season, the second-most in a single season in NFL history, while his 485 completions most in a single season in NFL history.
- X Brady's 67.5 completion percentage in 2021 marked the second-highest mark in a single season in team history (min. 140 attempts). Brady's 67.5 completion percentage ranked ninth in the NFL.
- X Brady finished the season with a 102.1 passer rating, the second-best mark in franchise history, trailing only his 2020 mark (102.2) and the seventh-best mark in the NFL this season.
- X In the season opener against Dallas (9/9), made his 300th career regular season start, becoming the first player in NFL history to start 300 games. Threw for 379 yards and four touchdowns, for a passer rating of 97.0.
- X With Brady's total's against Dallas, he surpassed Brian Griese for the 10th-most passing yards in franchise history.
- X Completed 24-of-36 passes (66.7 pct.) for 276 yards (7.7 avg.) with five touchdowns and zero interceptions, for a 129.2 passer rating against Atlanta.
- X Brady's nine passing touchdowns are tied for the second-most through two games in NFL history. Brady is the fifth quarterback in NFL history with at least four touchdown passes in each of his team's first two games of a season (also: Drew Bledsoe, 1997; Ryan Fitzpatrick, 2018; Patrick Mahomes, 2018; Russell Wilson, 2020).
- X Brady's five touchdown passes matched the most ever in a game by a Buccaneers quarterback. Brady - who also threw for five touchdowns against the L.A. Chargers last season - is the only player in franchise history with multiple games of at least five passing touchdowns.
- X Brady's nine touchdown passes in Weeks 1-2 are the most touchdown

passes in any two-game stretch in Buccaneers history.

- X From Week 16 of 2020 through Week 2 of 2021, Brady threw for at least four touchdowns in four consecutive regular season games. He joined Peyton Manning (five-game streak, 10/31/04-11/25/04) and Dan Marino (four-game streak, 11/26/84-12/17/84) as the only three players in NFL history with at least four consecutive games of four-or-more passing touchdowns.
- X From Week 10, 2020 through Week 2, 2021 - including postseason - Brady threw at least two touchdown passes in 13 consecutive games - tied for the second-longest streak in NFL history.
- X With Brady's totals against Atlanta, he surpassed Jeff Garcia for the ninth-most passing yards in franchise history.
- X Brady completed 41-of-55 passes (74.5 pct.) for 432 yards (7.9 avg.) with one touchdown and zero interceptions at L.A. Rams (9/26).
- X In Week 3 at L.A. Rams (9/26), Brady played in his 304th career game, surpassing Pro Football Hall of Famer Jerry Rice (303) for the eighth-most games played in NFL history - the most ever by a non-specialist.
- X Brady's 432 passing yards against the Rams are the fifth-most in a single game



in Buccaneers history and the fifth-most in any game in Brady's career.

- X At New England (10/3), Brady threw for 269 yards, surpassing Drew Brees for the most regular season passing yards in NFL history.
- X With the victory over New England, Brady became just the fourth quarterback in NFL history to have a win against all 32 teams (also: Drew Brees, Brett Favre and Peyton Manning).
- X Brady completed 30-of-41 passes (73.2 pct.) for 411 yards and five touchdowns, for a 144.4 passer rating against Miami (10/10).
- X This marked Brady's ninth career regular season game with at least five touchdown passes, tying Peyton Manning for the second-most such games in NFL history, trailing only Drew Brees (11 such games).
- X Brady now has 12 career regular season games with at least 400 passing yards, tied with Ben Roethlisberger for the fourth-most such games in NFL history.
- X The game against Miami marked the first time in Brady's career with at least 400 passing yards and five-or-more touchdowns in the same game.
- X Brady's second touchdown pass was a 62-yard connection with Antonio Brown, Brady's 45th career touchdown pass of at least 50 yards, tying Drew Brees for the third-most in NFL history.
- X With Brady's totals against Miami, he surpassed Craig Erickson for the eighth-most passing yards in franchise history.
- X At Philadelphia (10/14), completed 34-of-42 passes (81.0 pct.) for 297 yards and two touchdowns, with one interception, for a 102.1 passer rating.
- X Brady's interception against the Eagles snapped a streak of 227 passes without



an interception - the longest streak in team history.

- X Brady's 81.0 completion percentage at Philadelphia is the eighth-highest in a single game in team history.
- X Against Chicago (10/24), Brady completed 20-of-36 passes for 211 yards and four touchdowns, with no interceptions, for a 109.8 passer rating.
- X Brady became just the third player in NFL history with 200-or-more completions (203) and 20-or-more touchdown passes (21) in his team's first seven games of the season, joining Andrew Luck (2018) and Peyton Manning (2013). Brady and Manning are the only two to accomplish this feat while also having 2,000-or-more passing yards.
- X Brady completed 28-of-40 passes (70.0 pct) for 375 yards and four touchdowns, with two interceptions, for a 112.0 passer rating at New Orleans (10/31).
- X Brady now has 38 career regular season games with at least four touchdowns, surpassing Drew Brees (37) for the most such games in NFL history. Brady now has 98 career regular season games with at least three passing touchdowns, which also surpassed Brees (97) for the most such games in NFL history.
- X Brady joins Patrick Mahomes (2018), Peyton Manning (2013) and Russell Wilson (2020) as the only players in NFL history with 25-or-more touchdown passes and 2,500+ passing yards through his team's first eight games of a season.
- X Brady now has 65 passing touchdowns with Tampa Bay, surpassing Steve DeBerg (61) and Brad Johnson (64) for the sixth-most passing touchdowns in franchise history.
- X Brady now has 11 games with at least 300 passing yards since joining Tampa



Bay, surpassing Doug Williams for the third-most such games in franchise history. Brady's 11 300-yard games over the past two seasons are tied for the second-most such contests in the NFL.

- X Brady completed 23-of-34 passes (67.6 pct) for 220 yards and two touchdowns, with two interceptions, for a 80.5 passer rating at Washington (11/14).
- X Brady completed 30-of-46 passes (65.2 pct) for 307 yards and two touchdowns, with one interception, for a 89.7 passer rating against N.Y. Giants (11/22).
- X Brady completed 25-of-34 passes (73.5 pct) for 226 yards and one touchdown, with one interception, for an 88.6 passer rating against Indianapolis.
- X Brady completed 38-of-51 passes (74.5 pct) for 368 yards and four touchdowns, with one interception, for a 112.2 passer rating against Atlanta (12/5).
- X Brady now has 39 career games with at least four touchdown passes, extending his NFL record.
- X Brady (74) surpassed Trent Dilfer (70) and Doug Williams (73) for the fourth-most regular season touchdown passes in team history.
- X Brady completed 31-of-46 passes (67.4 pct) for 363 yards and two touchdowns, with no interceptions, for a 105.6 passer rating against Buffalo. He also added seven rushes for 16 yards and one touchdown.
- X With his totals against Buffalo, Brady now has 7,156 career regular season completions, surpassing Drew Brees (7,142) for the most regular season completions in NFL history.
- X Brady's game-winning touchdown pass in overtime was the 700th of his career (regular season and postseason combined), becoming the first player



in NFL history to reach 700 passing touchdowns.

- X Brady now has 13 career seasons with at least 4,000 passing yards, surpassing Drew Brees and Philip Rivers (12 each) for the second-most such seasons in NFL history, trailing only Peyton Manning (14).
- X Brady threw for 214 yards against New Orleans (12/19).
- X Brady threw for 232 yards and one touchdown against Carolina (12/26).
- X Brady threw for 410 yards and three touchdowns with one interception, for a 104.6 passer rating at New York Jets (1/2/22). Brady led a 93-yard drive in the game's final minutes, culminating in a 33-yard touchdown pass to Cyril Grayson.
- X With his totals at the Jets, Brady now has 13 career games with at least 400 passing yards, tying Dan Marino for the third-most such games in NFL history, trailing only Peyton Manning (14) and Drew Brees (16).
- X With Tampa Bay's comeback victory at New York, Brady is now credited with 42 career fourth quarter comebacks, the second-most in NFL history, trailing only Peyton Manning (43). Brady is also now credited with 53 career game-winning drives, tying Drew Brees for the second-most in NFL history, trailing only Peyton Manning (54).
- X Brady completed 29-of-37 passes (78.4 pct.) for 326 yards and three touchdowns, with no interceptions for a 130.4 passer rating against Carolina (1/9/22).
- X Brady now has 100 career games with at least three passing touchdowns, extending his own NFL record.
- X Brady now has 83 passing touchdowns with Tampa Bay, the second-most in




franchise history, surpassing Josh Freeman (80).

- X Brady completed 29-of-37 passes (78.4 pct.) for 271 yards and two touchdowns, with no interceptions for a 115.2 passer rating.
- X Brady's 115.2 passer rating is the second-highest in a postseason game in franchise history, trailing only his 125.8 passer rating in Super Bowl LV.
- X Brady's 271 passing yards are the third-most in a playoff game in team history.
- X Brady now has 45 passing touchdowns this season, the 15th-most in a single season NFL history (regular season and postseason combined).
- X Brady now has 5,587 passing yards this season, the 14th-most in a single season in NFL history (regular season and postseason combined).
- X Brady extended his own NFL records for career postseason passing yards (12,449) and passing touchdowns (83).

## 2020 HIGHLIGHTS:

- X Tied for second in the NFL in passing touchdowns (40), third in passing yards (4,633) and ninth in passer rating (102.2). Accounted for 43 total touchdowns (40 passing, three rushing), the third-most in the NFL. His 40 touchdown passes tied for the 13th-most in a single season in NFL history.
- X His 40 passing touchdowns are the most in a single season in team history and his 102.2 passer rating is the highest in a single season in franchise history, while his 4,633 passing yards are the second-most in a season in team history.



- X Set a new NFL record for most passing touchdowns by a player in their first season with a team. His passing yardage total is the second-most by a player in their first season with a team.
- X Named co-captain for the 19th consecutive season.
- X Made Buccaneers debut at New Orleans (9/13), throwing for 239 yards and two touchdowns, along with a rushing touchdown. His three total touchdowns are the most ever by a Buccaneers quarterback in their franchise debut.
- X Threw for 217 yards with one touchdown in a win against Carolina (9/20).
- X At Denver (9/27), threw for 297 yards with three touchdowns and no interceptions, for a passer rating of 115.8. It marked his 59th career game with at least three passing touchdowns and no interceptions, the most such games in NFL history. It also marked his 133rd career game with a passer rating over 100, the second-most such games in NFL history.
- X Threw for 369 yards and five touchdowns in a comeback win against L.A. Chargers (10/4), tying the Buccaneers franchise

## MOST PASSING YARDS (TEAM HISTORY)

| Name (Year)                        | Yards         |
|------------------------------------|---------------|
| 1. Jameis Winston (2015-19)        | 19,737        |
| 2. Vinny Testaverde (1987-92)      | 14,820        |
| 3. Josh Freeman (2009-13)          | 13,534        |
| 4. Trent Dilfer (1994-99)          | 12,969        |
| 5. Doug Williams (1978-1982)       | 12,648        |
| <b>6. Tom Brady (2020-)</b>        | <b>12,216</b> |
| 7. Brad Johnson (2001-04)          | 10,940        |
| 8. Steve DeBerg (1984-87, 1992-93) | 9,439         |
| 9. Craig Erickson (1992-94)        | 6,094         |
| 10. Jeff Garcia (2007-08)          | 5,152         |

## MOST PASSING TOUCHDOWNS (TEAM HISTORY)

| Name (Year)                        | TD        |
|------------------------------------|-----------|
| 1. Jameis Winston (2015-19)        | 121       |
| <b>2. Tom Brady (2020-)</b>        | <b>92</b> |
| 3. Josh Freeman (2009-13)          | 80        |
| 3. Vinny Testaverde (1987-92)      | 77        |
| 5. Doug Williams (1978-1982)       | 73        |
| 6. Trent Dilfer (1994-99)          | 70        |
| 7. Brad Johnson (2001-04)          | 64        |
| 7. Steve DeBerg (1984-87, 1992-93) | 61        |
| 9. Craig Erickson (1992-94)        | 34        |
| 10. Brian Griese (2004-05, 2008)   | 32        |

record for passing touchdowns in a single game.

- X The win was the 222nd of Brady's career, surpassing Adam Vinatieri (221) for the most wins by any player in league history.
- X The Buccaneers trailed the Chargers 24-7 in the second quarter, rallying for a 38-31 victory, matching the second-largest comeback in franchise history. It marked the 34th time Brady has led a comeback from a deficit of 10-or-more, the most in NFL history.
- X Brady now has seven games with at least 300 passing yards and five touchdowns, tied with Peyton Manning for the second-most such games in NFL history.
- X The game against the Chargers marked Brady's 93rd game with at least 300 passing yards, tying Peyton Manning for the second-most in NFL history.
- X At Chicago on Thursday Night Football (10/8), threw for 253 yards and one touchdown.
- X Threw for 166 yards with two touchdowns and no interceptions for a 104.9 passer rating in a 38-10 Buccaneers victory over the Green Bay Packers (10/18).
- X At the Las Vegas Raiders (10/25), Brady completed 33-of-45 passes (73.3 pct.) for 369 yards (8.2 avg.) and four touchdowns, for a passer rating of 127.0. Also added a rushing touchdown.
- X The Raiders game marked Brady's 94th career regular season game with at least 300 passing yards, surpassing Peyton Manning for the second-most in NFL history.
- X One of Brady's touchdown passes against the Raiders went to TE Rob Gronkowski, the pair's 80th career touchdown connection in the regular season, surpassing Dan Marino & Mark



Clayton for the fourth-most touchdown connections in NFL history. Including the postseason, Brady & Gronkowski now have 92 touchdown connections, tying Steve Young & Jerry Rice for the second-most in NFL history.

- X On Monday Night Football at New York Giants (11/2), completed 28-of-40 passes (70.0 pct.) for 279 yards with two touchdowns and no interceptions, for a passer rating of 106.1.
- X Threw for 209 yards against New Orleans (11/8).
- X At Carolina (11/15), completed 29-of-39 passes (71.8 pct.) for 341 yards (8.7 avg.) with three touchdowns and no interceptions, for a 124.0 passer rating. Also added a touchdown rush. The game marked the 61st of his career with at least three touchdown passes and no interceptions - extending his own NFL record.
- X Threw for 216 yards and two touchdowns with one interception on Monday Night Football against L.A. Rams (11/23).
- X Against Kansas City (11/29), threw for 345 yards and three touchdowns, with two interceptions.
- X Threw for 196 yards and two touchdowns with no interceptions for a 120.9 passer rating in a Buccaneers win against Minnesota (12/13).
- X At Atlanta (12/20), threw for a season-high 390 yards with two touchdowns, for a passer rating of 110.4. Brady now has 140 career games with a passer rating of at least 100.0, tying Drew Brees for the most such games in NFL history.
- X Brady threw for 320 yards in the second half against the Falcons, the most by an QB in the NFL in the second half of a game this season and the most by a



Buccaneers QB in any half dating back to at least 1991.

- X Brady completed 22-of-27 passes (81.4 pct.) for 348 yards (12.8 avg.) with four touchdowns and no interceptions, for a perfect 158.3 passer rating at Detroit.
- X Brady joins Craig Erickson as the only player in team history to have a game with a perfect passer rating (min. 20 attempts). Brady now has three career regular season games with a perfect passer rating, tying Peyton Manning, Ben Roethlisberger and Kurt Warner for the most such games in NFL history.
- X All of Brady's 348 passing yards at Detroit came in the first half, the most passing yards in any half by a Buccaneers quarterback dating back to at least 1991.
- X Brady, who threw for 320 yards and two touchdowns in the second half at Atlanta in Week 15, became the first player in over the last 40 years with at 600+ passing yards over a four-quarter span (per Elias Sports).
- X Brady's 81.48 completion percentage is tied for the sixth-best in a single game in franchise history, while his 12.89 yards per attempt are the fifth-highest in a single game in team history (each min. 20 attempts).
- X Brady extended his NFL record of games with multiple touchdown passes and no interceptions to 113.
- X Completed 26-of-41 passes for 399 yards (9.7 avg.) with four touchdowns and one interception, with a 117.8 passer rating in Week 17 against Atlanta (1/3/21).
- X Against Atlanta, Brady made his 299th career start, tying Brett Favre for the most in NFL history.
- X Over his final eight quarters of the season, Brady threw for 1,067 yards - the most passing yards over an eight quarter span by any quarterback in the last 30 years.
- X The Falcons game marked the seventh consecutive contest with multiple passing touchdowns, establishing a new franchise record.
- X Brady also posted back-to-back games with at least four touchdown passes, tying the franchise record.
- X Led Tampa Bay to a victory over Washington in the Super Wild Card



Round (1/9), throwing for 388 yards (9.5 avg.) and two touchdowns, for a 104.3 passer rating.

- X He established new single-game postseason records for passing yards, yards per attempt and passer rating, while tying for the most passing touchdowns in a postseason game in team history.
- X With his touchdown passes at Washington, Brady became the oldest player to throw a touchdown pass in NFL postseason history, with Brady (43 years, 159 days) surpassing George Blanda (43 years, 108 days).
- X In the Divisional Round at New Orleans (1/17/21), Brady threw for 191 yards and two touchdowns, with no interceptions, for a 92.9 passer rating. Brady also added a rushing touchdown.
- X With his rushing touchdown, Brady became the oldest player in NFL history (43 years, 167 days), to score a postseason touchdown surpassing Pro Football Hall of Famer Jerry Rice (40 years, 105 days) In Super Bowl XXXVII.
- X In the NFC Championship Game, threw for 280 yards and three touchdowns, leading the Buccaneers to the team's second-ever NFC Championship and an appearance in Super Bowl LV.
- X Named Super Bowl LV MVP after completing 21-of-29 passes (72.4

pct.) with three touchdowns and no interceptions, for a 125.8 passer rating.

- X Brady's 125.8 passer rating is the highest in a postseason game in Buccaneers franchise history and the fifth-highest in a postseason contest in Brady's career.
- X Brady's three touchdown passes (done in both the NFC Championship Game and Super Bowl LV) are the most in a single game in Buccaneers postseason history.
- X Brady finished the 2020 postseason with 1,061 passing yards, the eighth most in a single postseason in NFL history.
- X Brady had 10 postseason passing touchdowns are tied for the fourth-most in a single postseason in NFL history.
- X Brady's 50 total touchdown passes are the eighth-most in a single season in NFL history while his 5,694 total passing yards are the 10th-most in a season in NFL history (regular season and postseason combined)

### **COLLEGE/PERSONAL:**

- X Brady earned three letters at Michigan (1997-99) and recorded a 20-5 record as a two-year starter for the Wolverines.
- X Started all 25 games of his junior and senior seasons, including victories in the 1999 Citrus Bowl and the 2000 Orange Bowl.
- X Led the Wolverines to 15 wins in a 16-game span from 1998-99.
- X Finished his career ranking third in Michigan history with 710 attempts and 442 completions, fourth with 5,351 yards and a 62.3 completion percentage and fifth with 35 touchdown passes.
- X Completed 31-of-56 attempts for 375 yards against Ohio State to establish school single game-records, breaking

the old marks of 52 attempts for 372 yards by Scott Dreisbach vs. Virginia in 1995 and 29 completions by Todd Collins vs. Oklahoma State in 1992.

- X Threw at least one touchdown pass in all 16 Big Ten conference games as a starter.
- X As a senior in 1999 was named All-Big Ten Conference second-team selection and team MVP after completing 214-of-341 passes (62.8 percent) for 2,586 yards, 20 touchdowns and only six interceptions.
- X Led Michigan to the Big Ten title as a junior in 1998.
- X Served as Brian Griese's backup during the Wolverines national championship season, in which they went 12-0 in 1997.
- X Thomas Brady was born the son of Tom and Galynn Brady on Aug. 3, 1977 in San Mateo, Calif.
- X Blue Chip Illustrated and Prep Football Report All-American selection at Junipero Serra High in San Mateo, Calif.
- X Added all-state and All-Far West honors as the team's Most Valuable Player.
- X Earned two letters in both football and baseball.
- X Was the starting varsity quarterback for two seasons (1993-94) and completed 236-of-447 passes (52.8 percent) for 3,702 yards and 31 touchdowns during his high school career.
- X Drafted in the 18th round of the 1995 Major League Baseball draft as a catcher by the Montreal Expos.
- X Inducted into the Junipero Serra High School Hall of Fame in 2003, joining fellow Serra High graduates Barry Bonds, Lynn Swann, Gregg Jeffries, Jim Fregosi, and his older sister Maureen, among many others.



## BRADY'S CAREER PASSING STATISTICS

| Year              | Team        | Passing    |            |              |              |             |               |            |            |            |           | Yds        |              |             |
|-------------------|-------------|------------|------------|--------------|--------------|-------------|---------------|------------|------------|------------|-----------|------------|--------------|-------------|
|                   |             | GP         | GS         | Att          | Cmp          | Pct         | Yds           | Y/A        | TD         | Int        | Lg        | Sk         | Lst          | RTG         |
| 2000              | New England | 1          | 0          | 3            | 1            | 33.3        | 6             | 2.0        | 0          | 0          | 6         | 0          | 0            | 42.4        |
| 2001              | New England | 15         | 14         | 413          | 264          | 63.9        | 2,843         | 6.9        | 18         | 12         | 91        | 41         | 216          | 86.5        |
| 2002              | New England | 16         | 16         | 601          | 373          | 62.1        | 3,764         | 6.3        | 28         | 14         | 49        | 31         | 190          | 85.7        |
| 2003              | New England | 16         | 16         | 527          | 317          | 60.2        | 3,620         | 6.9        | 23         | 12         | 82        | 32         | 219          | 85.9        |
| 2004              | New England | 16         | 16         | 474          | 288          | 60.8        | 3,692         | 7.8        | 28         | 14         | 50        | 26         | 162          | 92.6        |
| 2005              | New England | 16         | 16         | 530          | 334          | 63.0        | 4,110         | 7.8        | 26         | 14         | 71        | 26         | 188          | 92.3        |
| 2006              | New England | 16         | 16         | 516          | 319          | 61.8        | 3,529         | 6.8        | 24         | 12         | 62        | 26         | 175          | 87.9        |
| 2007              | New England | 16         | 16         | 578          | 398          | 68.9        | 4,806         | 8.3        | 50         | 8          | 69        | 21         | 128          | 117.2       |
| 2008              | New England | 1          | 1          | 11           | 7            | 63.6        | 76            | 6.9        | 0          | 0          | 26        | 0          | 0            | 83.9        |
| 2009              | New England | 16         | 16         | 565          | 371          | 65.7        | 4,398         | 7.8        | 28         | 13         | 81        | 16         | 86           | 96.2        |
| 2010              | New England | 16         | 16         | 492          | 324          | 65.9        | 3,900         | 7.9        | 36         | 4          | 79        | 25         | 175          | 111.0       |
| 2011              | New England | 16         | 16         | 611          | 401          | 65.6        | 5,235         | 8.6        | 39         | 12         | 99        | 32         | 173          | 105.6       |
| 2012              | New England | 16         | 16         | 637          | 401          | 63.0        | 4,827         | 7.6        | 34         | 8          | 83        | 27         | 182          | 98.7        |
| 2013              | New England | 16         | 16         | 628          | 380          | 60.5        | 4,343         | 6.9        | 25         | 11         | 81        | 40         | 256          | 87.3        |
| 2014              | New England | 16         | 16         | 582          | 373          | 64.1        | 4,109         | 7.1        | 33         | 9          | 69        | 21         | 134          | 97.4        |
| 2015              | New England | 16         | 16         | 624          | 402          | 64.4        | 4,770         | 7.6        | 36         | 7          | 76        | 38         | 225          | 102.2       |
| 2016              | New England | 16         | 16         | 432          | 291          | 67.4        | 3,554         | 8.2        | 28         | 2          | 79        | 15         | 87           | 112.2       |
| 2017              | New England | 16         | 16         | 581          | 385          | 66.3        | 4,577         | 7.9        | 32         | 8          | 64        | 35         | 201          | 102.8       |
| 2018              | New England | 16         | 16         | 570          | 375          | 65.8        | 4,355         | 7.6        | 29         | 11         | 63        | 21         | 147          | 97.7        |
| 2019              | New England | 16         | 16         | 613          | 373          | 60.8        | 4,057         | 6.6        | 24         | 8          | 59        | 27         | 185          | 88.0        |
| 2020              | Tampa Bay   | 16         | 16         | 610          | 401          | 65.7        | 4,663         | 7.6        | 40         | 12         | 50        | 21         | 143          | 102.2       |
| 2021              | Tampa Bay   | 17         | 17         | 719          | 485          | 67.5        | 5,316         | 7.4        | 43         | 12         | 62t       | 22         | 144          | 102.1       |
| 2022              | Tampa Bay   | 8          | 8          | 340          | 224          | 65.9        | 2,267         | 6.7        | 9          | 1          | 51        | 13         | 99           | 92.4        |
| <b>NFL Totals</b> |             | <b>326</b> | <b>324</b> | <b>1,657</b> | <b>7,487</b> | <b>64.2</b> | <b>86,787</b> | <b>7.4</b> | <b>633</b> | <b>204</b> | <b>99</b> | <b>556</b> | <b>3,515</b> | <b>97.4</b> |

| Postseason Year   | Team        | Passing   |           |              |              |             |               |            |           |           |           | Yds       |            |             |
|-------------------|-------------|-----------|-----------|--------------|--------------|-------------|---------------|------------|-----------|-----------|-----------|-----------|------------|-------------|
|                   |             | GP        | GS        | Att          | Cmp          | Pct         | Yds           | Y/A        | TD        | Int       | Lg        | Sk        | Lst        | RTG         |
| 2001              | New England | 3         | 3         | 97           | 60           | 61.9        | 572           | 5.9        | 1         | 1         | 29        | 5         | 36         | 77.3        |
| 2003              | New England | 3         | 3         | 126          | 75           | 59.5        | 792           | 6.3        | 5         | 2         | 52        | 0         | 0          | 84.5        |
| 2004              | New England | 3         | 3         | 81           | 55           | 67.9        | 587           | 7.2        | 5         | 0         | 60        | 7         | 57         | 109.4       |
| 2005              | New England | 2         | 2         | 63           | 35           | 55.6        | 542           | 8.6        | 4         | 2         | 73        | 4         | 12         | 92.2        |
| 2006              | New England | 3         | 3         | 119          | 70           | 58.5        | 724           | 6.1        | 5         | 4         | 49        | 4         | 22         | 76.5        |
| 2007              | New England | 3         | 3         | 109          | 77           | 70.6        | 737           | 6.8        | 6         | 3         | 53        | 8         | 52         | 96.0        |
| 2009              | New England | 1         | 1         | 42           | 23           | 54.8        | 154           | 3.7        | 2         | 3         | 24        | 3         | 22         | 49.1        |
| 2010              | New England | 1         | 1         | 45           | 29           | 64.4        | 299           | 6.6        | 2         | 1         | 37        | 5         | 40         | 89.0        |
| 2011              | New England | 3         | 3         | 111          | 75           | 67.6        | 878           | 7.9        | 8         | 4         | 61        | 3         | 15         | 100.4       |
| 2012              | New England | 2         | 2         | 94           | 54           | 57.4        | 664           | 7.1        | 4         | 2         | 47        | 1         | 9          | 84.7        |
| 2013              | New England | 2         | 2         | 63           | 37           | 58.7        | 475           | 7.5        | 1         | 0         | 53        | 4         | 34         | 87.7        |
| 2014              | New England | 3         | 3         | 135          | 93           | 68.9        | 921           | 6.8        | 10        | 4         | 46        | 4         | 24         | 100.3       |
| 2015              | New England | 2         | 2         | 98           | 55           | 56.1        | 612           | 6.2        | 3         | 2         | 42        | 4         | 18         | 76.6        |
| 2016              | New England | 3         | 3         | 142          | 93           | 65.5        | 1,137         | 8.0        | 7         | 3         | 48        | 9         | 42         | 97.7        |
| 2017              | New England | 3         | 3         | 139          | 89           | 64.0        | 1,132         | 8.1        | 8         | 0         | 50        | 4         | 17         | 108.6       |
| 2018              | New England | 3         | 3         | 125          | 85           | 68.0        | 953           | 7.6        | 2         | 3         | 35        | 1         | 9          | 85.8        |
| 2019              | New England | 1         | 1         | 37           | 20           | 54.1        | 209           | 5.6        | 0         | 1         | 29        | 0         | 0          | 59.4        |
| 2020              | Tampa Bay   | 4         | 4         | 138          | 81           | 58.7        | 1,061         | 7.7        | 10        | 3         | 52        | 6         | 37         | 98.1        |
| 2021              | Tampa Bay   | 2         | 2         | 91           | 59           | 64.8        | 600           | 6.6        | 3         | 1         | 55t       | 7         | 49         | 90.0        |
| <b>NFL Totals</b> |             | <b>47</b> | <b>47</b> | <b>1,855</b> | <b>1,165</b> | <b>62.8</b> | <b>13,049</b> | <b>7.0</b> | <b>86</b> | <b>39</b> | <b>73</b> | <b>79</b> | <b>495</b> | <b>90.4</b> |

### REGULAR SEASON SINGLE-GAME HIGHS

**Pass Attempts:** 65, vs. San Francisco, 12/16/12 (w/New England)  
**Pass Completions:** 41, 9/26/21 at L.A. Rams  
**Completion Percentage:** 88.5, vs. Jacksonville, 12/27/09 (w/New England)  
**Passing Yards:** 517, at Miami, 9/12/11 (w/New England)  
**Touchdowns:** 6, twice, last vs. Tennessee, 10/18/09 (w/New England)  
**Quarterback Rating:** 158.3, three times, last at Detroit, 12/26/20 (min, 14 att.)  
**Long Pass:** 99-yard touchdown, at Miami, 9/12/11 (w/New England)

### POSTSEASON SINGLE-GAME HIGHS

**Pass Attempts:** 62, vs. Atlanta, Super Bowl LI, 2/5/17 (w/New England)  
**Pass Completions:** 43, vs. Atlanta, Super Bowl LI, 2/5/17 (w/New England)  
**Completion Percentage:** 92.9, vs. Jacksonville, 1/12/08 (w/New England)  
**Passing Yards:** 505, vs. Philadelphia, Super Bowl LII 2/4/18 (w/New England)  
**Touchdowns:** 6, vs. Denver, 1/14/12 (w/New England)  
**Quarterback Rating:** 141.4, vs. Jacksonville, 1/12/08 (w/New England)  
**Long Pass:** 73-yard pass, at Denver, 1/14/05 (w/New England)

## BRADY'S CAREER RUSHING & ADDITIONAL STATISTICS

| Rushing       |             |            |              |            |           | Playoffs Rushing |               |             |            |            |            |           |          |
|---------------|-------------|------------|--------------|------------|-----------|------------------|---------------|-------------|------------|------------|------------|-----------|----------|
| Year          | Team        | Att        | Yds          | Avg        | Lg        | TD               | Year          | Team        | Att        | Yds        | Avg        | Lg        | TD       |
| 2000          | New England | 0          | 0            | 0          | 0         | 0                | 2001          | New England | 8          | 22         | 2.8        | 6         | 1        |
| 2001          | New England | 36         | 43           | 1.2        | 12        | 0                | 2003          | New England | 12         | 18         | 1.5        | 12        | 0        |
| 2002          | New England | 42         | 110          | 2.6        | 15        | 1                | 2004          | New England | 7          | 3          | 0.4        | 3         | 1        |
| 2003          | New England | 42         | 63           | 1.5        | 11        | 1                | 2005          | New England | 3          | 8          | 2.7        | 7         | 0        |
| 2004          | New England | 43         | 28           | 0.7        | 10        | 0                | 2006          | New England | 8          | 18         | 2.3        | 12        | 0        |
| 2005          | New England | 27         | 89           | 3.3        | 15        | 1                | 2007          | New England | 4          | -1         | -0.3       | 2         | 0        |
| 2006          | New England | 49         | 102          | 2.1        | 22        | 0                | 2009          | New England | 0          | 0          | 0          | 0         | 0        |
| 2007          | New England | 37         | 98           | 2.7        | 19        | 2                | 2010          | New England | 2          | 2          | 1.0        | 3         | 0        |
| 2008          | New England | 0          | 0            | 0          | 0         | 0                | 2011          | New England | 9          | 10         | 1.1        | 4         | 1        |
| 2009          | New England | 29         | 44           | 1.5        | 9         | 1                | 2012          | New England | 3          | 4          | 1.3        | 3         | 0        |
| 2010          | New England | 31         | 30           | 1.0        | 9         | 1                | 2013          | New England | 3          | 6          | 2.0        | 5         | 1        |
| 2011          | New England | 43         | 109          | 2.5        | 13        | 3                | 2014          | New England | 11         | 10         | 0.9        | 9         | 1        |
| 2012          | New England | 23         | 32           | 1.4        | 7         | 4                | 2015          | New England | 9          | 19         | 2.1        | 11        | 1        |
| 2013          | New England | 32         | 18           | 0.6        | 11        | 0                | 2016          | New England | 9          | 13         | 1.4        | 15        | 0        |
| 2014          | New England | 36         | 57           | 1.6        | 17        | 0                | 2017          | New England | 7          | 8          | 1.1        | 6         | 0        |
| 2015          | New England | 34         | 53           | 1.6        | 13        | 3                | 2018          | New England | 5          | -4         | -0.8       | 0         | 0        |
| 2016          | New England | 28         | 64           | 2.3        | 15        | 0                | 2019          | New England | 0          | 0          | 0.0        | 0         | 0        |
| 2017          | New England | 25         | 28           | 1.1        | 7         | 0                | 2020          | Tampa Bay   | 13         | -3         | -0.2       | 2         | 1        |
| 2018          | New England | 23         | 35           | 1.5        | 10        | 2                | 2021          | Tampa Bay   | 1          | 0          | 0.0        | 0         | 0        |
| 2019          | New England | 26         | 34           | 1.3        | 17        | 3                |               |             |            |            |            |           |          |
| 2020          | Tampa Bay   | 30         | 6            | 0.2        | 4         | 3                |               |             |            |            |            |           |          |
| 2021          | Tampa Bay   | 28         | 81           | 2.9        | 13        | 2                |               |             |            |            |            |           |          |
| 2022          | Tampa Bay   | 12         | -5           | -0.4       | 1         | 0                |               |             |            |            |            |           |          |
| <b>Totals</b> |             | <b>676</b> | <b>1,119</b> | <b>1.7</b> | <b>22</b> | <b>27</b>        | <b>Totals</b> |             | <b>113</b> | <b>133</b> | <b>1.2</b> | <b>15</b> | <b>7</b> |

### ADDITIONAL STATS

**Fumbles-Lost:** 132-54 - 3-2 in 2022; 4-3 in 2021; 4-1 in 2020; 4-1 in 2019; 4-2 in 2018; 7-3 in 2017; 5-0 in 2016; 6-2 in 2015; 6-3 in 2014; 9-3 in 2013; 2-0 in 2012; 6-2 in 2011; 3-1 in 2010; 4-2 in 2009; 6-4 in 2007; 12-4 in 2006; 4-3 in 2005; 7-5 in 2004; 13-5 in 2003; 11-5 in 2002; 12-3 in 2001;

**Misc. Tackles:** 13 - 1 in 2019; 1 in 2018; 2 in 2015; 1 in 2014; 2 in 2012; 2 in 2004; 1 in 2002; 3 in 2001

**Receiving:** 2018: one for six yards - (11/11/18 at Tennessee); 2015: 1 for 36 yards (12/6/15 vs. Philadelphia); 2001: one for 23 yards (12/22/01 vs. Miami)

**Punting:** 2013: one for 32 yards, fair caught at 22-yard line (12/29/13 vs. Buffalo); 2011: 1 for 48 yards, downed at 10-yard line (1/14/12 vs. Denver); 2003: one for 48 yards, downed at one-yard line (12/7/03 vs. Miami) (12/22/01 vs. Miami)

## BRADY'S GAME-BY-GAME STATISTICS

### 2022

| DATE          | OPP  | PASSING    |            |             |              |            |          |          |           |              |             |  |
|---------------|------|------------|------------|-------------|--------------|------------|----------|----------|-----------|--------------|-------------|--|
|               |      | ATT        | CMP        | PCT         | YDS          | YDS/ATT    | TD       | INT      | LG        | SK-YDS       | RTG         |  |
| Sept. 11      | @DAL | 27         | 18         | 66.7        | 212          | 7.9        | 1        | 1        | 48        | 2-17         | 87.3        |  |
| Sept. 18      | @NO  | 34         | 18         | 52.9        | 190          | 5.6        | 1        | 0        | 41        | 1-2          | 79.3        |  |
| Sept. 25      | GB   | 42         | 31         | 73.8        | 271          | 6.5        | 1        | 0        | 25        | 3-20         | 98.4        |  |
| Oct. 2        | KC   | 52         | 39         | 75.0        | 385          | 7.4        | 3        | 0        | 30        | 1-12         | 114.7       |  |
| Oct. 9        | ATL  | 52         | 35         | 67.3        | 351          | 6.8        | 1        | 0        | 40        | 0-0          | 92.7        |  |
| Oct. 16       | @PIT | 40         | 25         | 62.5        | 243          | 6.1        | 1        | 0        | 28        | 2-14         | 87.8        |  |
| Oct. 23       | @CAR | 49         | 32         | 65.3        | 290          | 5.9        | 0        | 0        | 35        | 1-14         | 81.2        |  |
| Oct. 27       | BAL  | 44         | 26         | 59.1        | 325          | 7.4        | 1        | 0        | 51        | 3-20         | 89.7        |  |
| Nov. 6        | LAR  |            |            |             |              |            |          |          |           |              |             |  |
| Nov. 13       | SEA  |            |            |             |              |            |          |          |           |              |             |  |
| Nov. 27       | @CLE |            |            |             |              |            |          |          |           |              |             |  |
| Dec. 5        | NO   |            |            |             |              |            |          |          |           |              |             |  |
| Dec. 11       | @SF  |            |            |             |              |            |          |          |           |              |             |  |
| Dec. 18       | CIN  |            |            |             |              |            |          |          |           |              |             |  |
| Dec. 25       | @ARI |            |            |             |              |            |          |          |           |              |             |  |
| Jan. 1        | CAR  |            |            |             |              |            |          |          |           |              |             |  |
| Jan. 7/8      | @ATL |            |            |             |              |            |          |          |           |              |             |  |
| <b>TOTALS</b> |      | <b>340</b> | <b>224</b> | <b>65.9</b> | <b>2,267</b> | <b>6.7</b> | <b>9</b> | <b>1</b> | <b>51</b> | <b>13-99</b> | <b>92.4</b> |  |

# #84 CAMERON BRATE

**TIGHT END**  
**HT:** 6-5 **WT:** 245  
**DOB:** 7/3/91  
**NFL:** 8TH YEAR  
**ACQ:** FA, 2019  
**COLLEGE:** HARVARD



## ACQUIRED BY BUCS:


- X Signed by Tampa Bay on September 23, 2015 from the New Orleans Saints' practice squad.

## AWARDS & ACCOLADES:

- X Super Bowl LV Champion

## CAREER HIGHLIGHTS:

- X Signed to Tampa Bay's active roster on September 23, 2015 following stints on the New Orleans Saints practice squad (Week 2 of 2015) and Buccaneers practice squad (Week 1 of 2015).
- X Has played in 120 regular season games, with 33 starts, catching 266 passes for 2,797 yards and 33 touchdowns.
- X Has played in six postseason contests, catching 18 passes for 213 yards and one touchdown. His 213 receiving yards are the fifth-most in Buccaneers postseason history.
- X Ranks third in Buccaneers history in receiving touchdowns.
- X Ranks second in receptions, receiving yards and receiving touchdowns all-time among Buccaneers tight ends.
- X Since the start of the 2016 season, has 30 touchdown receptions, sixth-most in the NFL among tight ends in that timeframe.



- X Among undrafted Buccaneers players, ranks first in receptions, receiving yards and touchdown catches.
- X Since recording his first touchdown in 2015, ranks third in the NFL in receiving touchdowns (33) and tied for fourth in total touchdowns (33) among undrafted players.
- X Brate ranks fourth in NFL history in touchdown receptions by an undrafted tight end.
- X Against Washington in the Super Wild Card Round (1/9/21), Brate had 80 receiving yards, the sixth-most in a postseason game in franchise history and the second-most by a tight end.
- X Posted a career-high 10 receptions against New Orleans (11/17/19), tying the single-game franchise record for receptions by a tight end.
- X Caught a pass from QB Ryan Fitzpatrick at Arizona (10/15/17), the first time two Harvard players have done so in the NFL.
- X Registered first career multi-touchdown game vs. Los Angeles (9/25/16).
- X Recorded first career touchdown reception at Atlanta (11/1/2015), a 20-yard scoring catch.
- X Recorded first NFL action at Houston on 9/27/2015 and first NFL start vs. Jacksonville on 10/11/2015.

## 2022 HIGHLIGHTS:

- X Caught one pass for seven yards and a first down in Week 1 at Dallas (9/11).
- X Caught one pass for nine yards in Week 2 at New Orleans (9/18).
- X Hauled in a season-high five receptions for a season-high 52 yards in Week 3 vs. Green Bay. His five receptions were his most since Oct. 8, 2020 at Chicago (five) and his 52 receiving yards were his most since Dec. 20, 2020 at Atlanta (54).



- X Recorded four receptions for 32 yards before leaving with injury in Week 4 vs. Kansas City.
- X Was inactive for Week 5 vs. Atlanta.
- X Recorded two catches for 14 yards before leaving with injury in Week 6 at Pittsburgh.
- X Was inactive for Week 7 at Carolina and Week 8 vs. Baltimore.

## 2021 HIGHLIGHTS:

- X Played in a reserve role vs. Dallas (9/9).
- X Caught one pass for eight yards against Atlanta (9/19).
- X At L.A. Rams (9/26), had four receptions for 35 yards, including a 17-yard catch to set up a Buccaneers touchdown.
- X Caught two passes for 29 yards at New England (10/3).
- X Against Miami (10/10), caught one pass for 12 yards.
- X Caught three passes for 26 yards at Philadelphia (10/14).
- X At New Orleans (10/31), caught two passes for 15 yards.
- X Caught a six-yard touchdown at Washington (11/14).
- X Against N.Y. Giants (11/22), had two receptions for 27 yards.
- X Caught three passes for 23 yards against Indianapolis (11/28).
- X Had a three-yard touchdown reception at Atlanta (12/5).
- X Brate now has 31 career receiving touchdowns, tying Kevin House (31) for the third-most in franchise history.
- X Caught two passes for 11 yards in an overtime win against Buffalo (12/12).
- X Had two catches for 22 yards against New Orleans (12/19).

## MOST RECEIVING TD (TEAM HISTORY)

| Name (Years)                       | Rec. TD   |
|------------------------------------|-----------|
| 1. WR Mike Evans (2014-Pres.)      | 78        |
| 2. TE Jimmie Giles (1978-86)       | 34        |
| <b>3. TE Cameron Brate (2014-)</b> | <b>33</b> |
| 4. WR Kevin House (1980-86)        | 31        |
| 5. WR Chris Godwin (2017-Pres.)    | 29        |

- X At Carolina (12/26), caught two passes for 11 yards, including a four-yard touchdown reception. Brate's touchdown catch was the 32nd of his career, surpassing Kevin House for the third-most touchdown receptions in Buccaneers history.
- X Brate's touchdown against the Panthers helped Tampa Bay secure the team's first NFC South division title since 2007.
- X Caught two passes for five yards at N.Y. Jets (1/2/22), including a four-yard touchdown.
- X Against Carolina (1/9/22), caught two passes for 12 yards.
- X Had three receptions for 29 yards in Super Wild Card Round against Philadelphia (1/16/22).
- X Caught a nine-yard pass in Divisional Round against Los Angeles Rams (1/23/22).

## COLLEGE:

- X Ranked fourth in school history with 18 touchdown receptions.
- X Earned second straight unanimous All-Ivy League first team selection after finishing senior season (2013), starting eight games with 25 receptions for 403 yards, and five touchdowns.
- X Member of the NCAA Football Championship Subdivision Academic All-Star Team.
- X Unanimous first-team All-Ivy League selection after junior season (2012), compiling 41 receptions for 592 yards and six touchdowns in 10 starts.
- X Named to first team Capital One All-America.
- X Voted second-team All-Ivy League after sophomore season (2011), recording 25 catches for 386 yards and seven touchdowns in 10 starts.

## 2016-22 NFL MOST RECEIVING TD (TIGHT ENDS)

| Name (Team)                  | TD        |
|------------------------------|-----------|
| 1. Travis Kelce (KC)         | 54        |
| 2t. Zach Ertz (ARI)          | 34        |
| 2t. Mark Andrews (BAL)       | 34        |
| 4. Jimmy Graham (CHI)        | 32        |
| 5. Hunter Henry (NE)         | 31        |
| <b>6. Cameron Brate (TB)</b> | <b>30</b> |

X Was a member of the junior varsity team as a freshman in 2010.

### **PERSONAL:**

- X Attended Naperville Central High School (Naperville, Illinois).
- X Played football, basketball and baseball.
- X Named captain of football team as a senior.
- X Earned All-State special mention by the Chicago Tribune.
- X Born Cameron Brate on July 3, 1991. Married to Brooke.

### **COMMUNITY:**

- X In 2020, supported Special Olympics as part of the NFL's My Cause, My Cleats initiative.
- X Brate bought meals from Fresh Kitchen, one of his favorite restaurants, and donated them to Metropolitan Ministries to help local businesses and feed those in need during COVID-19.
- X In December 2017, helped distribute food and toys donated by fans and collected by Raymond James to benefit Feeding Tampa Bay, Metropolitan Ministries and Toys for Tots.
- X In November 2017, visited MacDill Air Force Base to kick off the team's Salute to Service Week participating in a meet and greet, teleconference with service members and tours of their facilities.
- X Hosted a Play 60 celebration for students at Buccaneers Academy Bing Elementary School in May 2017.
- X In October 2016, joined teammates and the entire Buccaneers business operations staff for the team's "Hometown Huddle", helping to refurbish the Sulphur Springs K-8 School and

Community Center and interact with students.

- X In September 2016, represented the Buccaneers at the opening of "Glazer Family Field" at the Jackson Heights NFL YET Center.
- X In August 2016, helped host athletes from Special Olympics Florida at training camp, encouraging the athletes and running Play 60 drills.
- X In May 2016, helped dedicate a Buccaneers Academy at Bevis Elementary School, which was awarded a Fitness Zone and also presented with a special assembly and P.E. equipment for winning the 2016 Play 60 Challenge.
- X In December 2014, visited patients battling illness during the holidays at All Children's Hospital in St. Petersburg.
- X In November 2014, congratulated students at Pinellas Park Middle School for winning the Fuel Up to PLAY 60 "Defend Your Turf Challenge" and led students in fitness drills.
- X In September 2014, participated in a Buccaneers Academy ribbon-cutting ceremony and helped build an outdoor class at Sheehy Elementary in Tampa.
- X In September 2014, along with UnitedHealthcare employees and teammates, helped construct 35 Learning Garden boxes/kits to be delivered to schools around Tampa Bay.
- X In June 2014, visited MacDill Air Force Base to greet service members and learn about U.S. military operations headquartered in Tampa.
- X In May 2014, participated in the Buccaneers Academy Fitness Zone ribbon cutting at Graham Elementary and helped lead students through PLAY 60 football drills.

# BRATE'S GAME-BY-GAME STATISTICS

## 2022

| DATE          | OPP  | NO        | RECEIVING  |            |           |          |          | RUSHING  |          |          |          |  |
|---------------|------|-----------|------------|------------|-----------|----------|----------|----------|----------|----------|----------|--|
|               |      |           | YDS        | AVG        | LG        | TD       | ATT      | YDS      | AVG      | LG       | TD       |  |
| Sept. 11      | @DAL | 1         | 7          | 7.0        | 7         | 0        | 0        | 0        | -        | -        | 0        |  |
| Sept. 18      | @NO  | 1         | 9          | 9.0        | 9         | 0        | 0        | 0        | -        | -        | 0        |  |
| Sept. 25      | GB   | 5         | 52         | 10.4       | 19        | 0        | 0        | 0        | -        | -        | 0        |  |
| Oct. 2        | KC   | 4         | 32         | 8.0        | 11        | 0        | 0        | 0        | -        | -        | 0        |  |
| Oct. 9        | ATL  |           |            |            |           | Inactive |          |          |          |          |          |  |
| Oct. 16       | @PIT | 2         | 14         | 7.0        | 8         | 0        | 0        | 0        | -        | -        | 0        |  |
| Oct. 23       | @CAR |           |            |            |           | Inactive |          |          |          |          |          |  |
| Oct. 27       | BAL  |           |            |            |           | Inactive |          |          |          |          |          |  |
| Nov. 6        | LAR  |           |            |            |           |          |          |          |          |          |          |  |
| Nov. 13       | SEA  |           |            |            |           |          |          |          |          |          |          |  |
| Nov. 27       | @CLE |           |            |            |           |          |          |          |          |          |          |  |
| Dec. 5        | NO   |           |            |            |           |          |          |          |          |          |          |  |
| Dec. 11       | @SF  |           |            |            |           |          |          |          |          |          |          |  |
| Dec. 18       | CIN  |           |            |            |           |          |          |          |          |          |          |  |
| Dec. 25       | @ARI |           |            |            |           |          |          |          |          |          |          |  |
| Jan. 1        | CAR  |           |            |            |           |          |          |          |          |          |          |  |
| Jan. 7/8      | @ATL |           |            |            |           |          |          |          |          |          |          |  |
| <b>TOTALS</b> |      | <b>13</b> | <b>114</b> | <b>8.8</b> | <b>19</b> | <b>0</b> | <b>0</b> | <b>0</b> | <b>-</b> | <b>-</b> | <b>0</b> |  |

## BRATE'S CAREER STATISTICS

| Year              | Team      | GP         | GS        | Receiving  |              |             |           |           | Rushing  |          |          |          |    |
|-------------------|-----------|------------|-----------|------------|--------------|-------------|-----------|-----------|----------|----------|----------|----------|----|
|                   |           |            |           | No         | Yds          | Avg         | Lg        | TD        | Att      | Yds      | Avg      | Lg       | TD |
| 2014              | Tampa Bay | 5          | 1         | 1          | 17           | 17.0        | 17        | 0         | 0        | -        | -        | 0        |    |
| 2015              | Tampa Bay | 14         | 4         | 23         | 288          | 12.5        | 46        | 3         | 0        | 0        | -        | 0        |    |
| 2016              | Tampa Bay | 15         | 10        | 57         | 660          | 11.6        | 38        | 8         | 0        | 0        | -        | 0        |    |
| 2017              | Tampa Bay | 16         | 5         | 48         | 591          | 12.3        | 35        | 6         | 0        | 0        | -        | 0        |    |
| 2018              | Tampa Bay | 16         | 2         | 30         | 289          | 9.6         | 21        | 6         | 0        | 0        | -        | 0        |    |
| 2019              | Tampa Bay | 16         | 6         | 36         | 311          | 8.6         | 37        | 4         | 0        | 0        | -        | 0        |    |
| 2020              | Tampa Bay | 16         | 1         | 28         | 282          | 10.1        | 25        | 2         | 0        | 0        | -        | 0        |    |
| 2021              | Tampa Bay | 17         | 3         | 30         | 245          | 8.2         | 18        | 4         | 0        | 0        | -        | 0        |    |
| 2022              | Tampa Bay | 5          | 1         | 13         | 114          | 8.8         | 19        | 0         | 0        | 0        | -        | 0        |    |
| <b>NFL Totals</b> |           | <b>120</b> | <b>33</b> | <b>266</b> | <b>2,797</b> | <b>10.5</b> | <b>46</b> | <b>33</b> | <b>0</b> | <b>0</b> | <b>-</b> | <b>0</b> |    |

| Postseason<br>YEAR | TEAM      | GP       | GS       | Receiving |            |             |           |          | Rushing  |          |          |          |    |
|--------------------|-----------|----------|----------|-----------|------------|-------------|-----------|----------|----------|----------|----------|----------|----|
|                    |           |          |          | NO        | YDS        | AVG         | LG        | TD       | ATT      | YDS      | AVG      | LG       | TD |
| 2020               | Tampa Bay | 4        | 1        | 14        | 175        | 12.5        | 24        | 1        | 0        | 0        | -        | 0        |    |
| 2021               | Tampa Bay | 2        | 1        | 4         | 38         | 9.5         | 16        | 0        | 0        | 0        | -        | 0        |    |
| <b>NFL Totals</b>  |           | <b>6</b> | <b>2</b> | <b>18</b> | <b>213</b> | <b>11.8</b> | <b>24</b> | <b>1</b> | <b>0</b> | <b>0</b> | <b>-</b> | <b>0</b> |    |

### SINGLE-GAME HIGHS

**Receptions:** 10, vs. New Orleans, 11/17/19  
**Receiving Yards:** 86, at San Diego, 12/4/16  
**Receiving TDs:** 2, three time, last vs. New Orleans, 12/9/18

### ADDITIONAL STATS

**ST Tackles:** 2 - 2 in 2016  
**Misc. Tackles:** 6 - 1 in 2021; 1 in 2018; 2 in 2017; 1 in 2016; 1 in 2015  
**Fumbles-Lost:** 3-1 - 1-1 in 2018; 1-0 in 2017; 1-0 in 2016

# #5

## JAKE CAMARDA

### PUNTER

HT: 6-1 WT: 193

DOB: 4/20/99

NFL: ROOKIE

ACQ: D4B, 2022

COLLEGE: GEORGIA



### ACQUIRED BY BUCS:

- X Selected in the fourth round (133rd overall) of the 2022 NFL Draft by the Buccaneers.

### 2022 HIGHLIGHTS:

- X Punted three times for a total of 152 yards (50.7 average) in his NFL debut in Week 1 at Dallas (9/11).
- X Hit his first career punt 63 yards into the end zone for a touchback. Pinned two punts inside the 20-yard line in Week 1.
- X Punted a then-career-high six times for 229 yards (38.2 average) in Week 2 at New Orleans. Pinned three punts inside the 20-yard line.
- X Through two weeks, his five punts placed inside the 20-yard line are tied for third-most in the NFL.
- X Punted six times for a career-high 297 yards (49.5 avg.) in Week 3 vs. Green Bay. Recorded a career-high net average of 46.0 yards per punt.
- X Punted three times for 125 yards (41.7 avg.) in Week 4 vs. Kansas City. Pinned one punt inside the 20-yard line.
- X Punted four times for 197 yards (49.3 avg.) in Week 5 vs. Atlanta. Recorded a then-career-long 65-yard punt. Also added his first career tackle.
- X Punted five times for 230 yards (46.0 avg.). Pinned one punt inside the 20-yard line.
- X Punted six times for 279 yards (46.5 avg.) in Week 7 at Carolina. Pinned two punts inside the 10-yard line and had two touchbacks.
- X Punted five times for 267 yards (53.4 avg.) in Week 8 vs. Baltimore. His 53.4 yard average marked a season high. Also recorded a 66-yard punt, a new season high.

- X Through eight weeks, had recorded six punts of 60+ gross yards this season, equaling Tampa Bay's total from the previous three seasons (2019-21) combined.
- X Camarda's six punts of 60+ yards is tied for Tampa Bay's single-season record, matching Josh Bidwell in 2008.

### COLLEGE:

- X Appeared in 53 games over four seasons at Georgia (2018-21), winning the College Football Playoff National Championship in his final season with the Bulldogs.
- X Finished his collegiate career averaging 45.8 yards per attempt on 187 total punts, the highest mark in Georgia program history. He also pinned 70 punts inside the 20-yard line over the course of his collegiate career, including 17 during his senior year.
- X Named SEC Special Teams Player of the Year in his senior season in 2021, in addition to earning first-team All-SEC recognition from the coaches and second-team All-SEC honors from the Associated Press.
- X Averaged 44.6 yards per punt on five punts in the 2021 College Football Playoff National Championship Game vs. Alabama, twice pinning the Crimson Tide inside the 10-yard line, including one at the 2-yard line.
- X Handled kickoff duties for the Bulldogs in his final two seasons at Georgia (2020-21). The Bulldogs ranked third in the nation, and first in the SEC, in kickoff return defense (13.0 avg.).
- X Earned third-team Associated Press All-America honors in 2020, in addition to first-team All-America recognition from Pro Football Focus and second-team honors from the American

Football Coaches Association, Walter Camp and the Football Writers Association of America.

- X Finished the 2020 season fourth in the nation in punting average (46.6).
- X Ranked sixth in the nation in punting average in 2019 (46.8).
- X As a place holder in 2019, Camarda had a key 6-yard rush on a successful fake field goal in a Sugar Bowl win over Baylor, setting up a Bulldogs touchdown.

- X Punted 43 times for a 42.6 yards per punt average as a freshman in 2018.
- X Majored in sport management.

### PERSONAL:

- X Attended Norcross High School (Norcross, Georgia).
- X Selected to play in the 2018 Under Armour All-American Game.
- X Ranked as the No. 2 punter in the nation out of high school.

## CAMARDA'S GAME-BY-GAME STATISTICS

| 2022<br>DATE  | OPP  | NO        | YDS          | AVG         | PUNTING   |            |             |          |           |           |          |
|---------------|------|-----------|--------------|-------------|-----------|------------|-------------|----------|-----------|-----------|----------|
|               |      |           |              |             | RET       | YDS        | NET         | TB       | IN 20     | LG        | BLK      |
| Sept. 11      | @DAL | 3         | 152          | 50.7        | 1         | 3          | 43.0        | 1        | 2         | 63        | 0        |
| Sept. 18      | @NO  | 6         | 229          | 38.2        | 1         | -6         | 39.2        | 0        | 3         | 49        | 0        |
| Sept. 25      | GB   | 6         | 297          | 49.5        | 2         | 21         | 46.0        | 0        | 1         | 62        | 0        |
| Oct. 2        | KC   | 3         | 125          | 41.7        | 1         | 12         | 37.7        | 0        | 1         | 49        | 0        |
| Oct. 9        | ATL  | 4         | 197          | 49.3        | 1         | 28         | 37.3        | 1        | 0         | 65        | 0        |
| Oct. 16       | @PIT | 5         | 230          | 46.0        | 3         | 23         | 7.7         | 0        | 1         | 52        | 0        |
| Oct. 23       | @CAR | 6         | 279          | 46.5        | 1         | 0          | 39.8        | 2        | 2         | 62        | 0        |
| Oct. 27       | BAL  | 5         | 267          | 53.4        | 3         | 27         | 44.0        | 1        | 2         | 66        | 0        |
| Nov. 6        | LAR  |           |              |             |           |            |             |          |           |           |          |
| Nov. 13       | SEA  |           |              |             |           |            |             |          |           |           |          |
| Nov. 27       | @CLE |           |              |             |           |            |             |          |           |           |          |
| Dec. 5        | NO   |           |              |             |           |            |             |          |           |           |          |
| Dec. 11       | @SF  |           |              |             |           |            |             |          |           |           |          |
| Dec. 18       | CIN  |           |              |             |           |            |             |          |           |           |          |
| Dec. 25       | @ARI |           |              |             |           |            |             |          |           |           |          |
| Jan. 1        | CAR  |           |              |             |           |            |             |          |           |           |          |
| Jan. 7/8      | @ATL |           |              |             |           |            |             |          |           |           |          |
| <b>TOTALS</b> |      | <b>38</b> | <b>1,776</b> | <b>46.7</b> | <b>13</b> | <b>108</b> | <b>41.3</b> | <b>5</b> | <b>12</b> | <b>66</b> | <b>0</b> |

## CAMARDA'S CAREER STATISTICS

| Year              | Team      | GP       | NO        | YDS          | Punting     |           |            |             |          |           |           |          |
|-------------------|-----------|----------|-----------|--------------|-------------|-----------|------------|-------------|----------|-----------|-----------|----------|
|                   |           |          |           |              | AVG         | RET       | YDS        | NET         | TB       | IN 20     | LG        | BLK      |
| 2022              | Tampa Bay | 8        | 38        | 1,776        | 46.7        | 13        | 108        | 41.3        | 5        | 12        | 66        | 0        |
| <b>NFL Totals</b> |           | <b>8</b> | <b>38</b> | <b>1,776</b> | <b>46.7</b> | <b>13</b> | <b>108</b> | <b>41.3</b> | <b>5</b> | <b>12</b> | <b>66</b> | <b>0</b> |

### SINGLE-GAME HIGHS

**Punts:** 6, three times, last at Carolina, 10/23/22  
**Gross Yards:** 297, vs. Green Bay, 9/25/22  
**Gross Average:** 53.4, vs. Baltimore, 10/27/22  
**Net Average:** 46.0, vs. Green Bay, 9/25/22  
**Punts Inside the 20:** 3, at New Orleans, 9/18/22  
**Longest Punt:** 66, vs. Baltimore, 10/27/22  
**ST Tackles:** 1, vs. Atlanta, 10/9/22

# #1

## JAELON DARDEN

WIDE RECEIVER

HT: 5-8 WT: 174

DOB: 1/14/99

NFL: 2ND YEAR

ACQ: D4, 2021

COLLEGE: NORTH TEXAS



### ACQUIRED BY BUCS:

- X Selected in the fourth round (129th overall) of the 2021 NFL Draft by the Buccaneers.

### 2022 HIGHLIGHTS:

- X Recorded one rushing attempt for two yards in Week 1 at Dallas (9/11). Also added three punt returns for a total of 28 yards (9.3 average).
- X Logged two punt returns for 17 yards (8.5 average) in Week 2 at New Orleans (9/18).
- X Hauled in his first reception of the season, a 25-yard completion in Week 3 vs. Green Bay. Also added three punt returns for a total of 26 yards (8.7 avg.)
- X His 25-yard reception in Week 3 marked Tampa Bay's longest completion of the game.
- X Appeared in a reserve capacity and on special teams in Week 4 vs. Kansas City.
- X Logged two punt returns for 40 yards, including a then-season-long 24 yard return in Week 5 vs. Atlanta. Also added two fair catches.
- X Returned three punts for 14 yards in Week 6 at Pittsburgh.
- X Finished with one reception for one yard in Week 7 at Carolina. Also added four punt returns for a then-season-high 46 yards (11.5 avg.)
- X Returned two punts for 33 yards (16.5 avg.) in Week 8 vs. Baltimore. Through eight weeks, ranked second in the NFL in punt return yards (204) and ranked eighth in yards per punt return (10.7).

### 2021 HIGHLIGHTS:

- X Inactive Weeks 1-2, 4-6.

- X Made NFL debut at L.A. Rams, serving as the Buccaneers' primary returner, with two kickoff returns for 48 yards and one punt return for four yards. Also added a reception.
- X Served as the team's primary returner in Week 7 against Chicago, returning the opening Bears punt 43 yards to help set up a Buccaneers touchdown. His 43-yard punt return was the longest in the NFL in 2021 and the longest by a Buccaneers player since 2017 (Bernard Reedy, 43 yards vs N.Y. Jets, 11/12/17).
- X Caught three passes for 11 yards at New Orleans (10/31).
- X Had a 29-yard reception at Washington (11/14), while also serving as the team's primary returner, with two kickoffs returned for 51 yards and two punts returned for 14 yards.
- X Returned one punt for nine yards and one kickoff for 13 yards, while catching one pass for three yards against N.Y. Giants (11/22).
- X Had three kickoffs returned for 66 yards at Indianapolis (11/28).
- X Inactive at Atlanta (12/5).
- X Returned to action in an overtime win against Buffalo (12/12), returning three kickoffs for 38 yards and one punt for 10 yards.
- X Against New Orleans (12/19), returned seven punts for 41 yards and had two kickoffs returns for 33 yards.
- X Returned three kickoffs for 75 yards and one punt for four yards against Carolina (1/9/22).
- X Had four punt returns for 13 yards and one kickoff return for 16 yards in Super Wild Card Round win against Philadelphia (1/16/22).

X Returned one punt for five yards and four kickoffs for 62 yards in Divisional Round against Los Angeles Rams (1/23/22).

**COLLEGE:**

- X Started 26-of-48 games at North Texas (2017-20), catching 230 passes for 2,782 yards and 38 touchdowns - setting program records in each category. Also had an 81-yard punt return touchdown.
- X As a senior in 2020, started all nine games, catching 74 passes for 1,190 yards and 19 touchdowns. His 19 touchdowns ranked second in the NCAA and established a new school record, while his 1,190 receiving yards ranked third in the FBS and second in a single season in program history. His 74 receptions ranked fourth in the nation.
- X Earned first-team All-American honors from ESPN, the Football Writers Association of America and Pro Football Focus, while earning second-team distinction from the Associated Press, Sporting News, the American Football Coaches Association and The Athletic following his senior year.

X Also named Conference USA Most Valuable Player, first-team All-C-USA, Pro Football Focus C-USA Player of the Year and Dave Campbell's Texas Football Texas College Offensive Player of the Year as a senior.

- X Led the team in receptions (76), receiving yards (736) and receiving touchdowns (12) as a junior in 2019, starting all 12 games. Earned first-team all-conference selection.
- X In 2018, played in 13 games, with five starts, catching 48 passes for 575 yards and four touchdowns.
- X As a freshman (2017), had 32 receptions for 281 yards and three touchdowns in 14 games.
- X Named C-USA Special Teams Player of the Week after returning a punt 81 yards for a touchdown against Rice (11/25/17).

**PERSONAL:**

- X Attended Eisenhower High School (Houston, Texas).
- X Named honorable mention All-District 16-6A as a senior and first-team All-District 18-6A as a junior.

**DARDEN'S CAREER STATISTICS**

| YEAR              | TEAM      | GP        | GS       | RECEIVING |           |            |           |          | RUSHING  |           |            |           |          |
|-------------------|-----------|-----------|----------|-----------|-----------|------------|-----------|----------|----------|-----------|------------|-----------|----------|
|                   |           |           |          | NO.       | YDS       | AVG        | LG        | TD       | ATT      | YDS       | AVG        | LG        | TD       |
| 2021              | Tampa Bay | 9         | 0        | 6         | 43        | 7.2        | 29        | 0        | 1        | 11        | 11.0       | 11        | 0        |
| 2022              | Tampa Bay | 8         | 0        | 2         | 26        | 13.0       | 25        | 0        | 1        | 2         | 2.0        | 2         | 0        |
| <b>NFL Totals</b> |           | <b>17</b> | <b>0</b> | <b>8</b>  | <b>69</b> | <b>8.6</b> | <b>29</b> | <b>0</b> | <b>2</b> | <b>13</b> | <b>6.5</b> | <b>11</b> | <b>0</b> |

| POSTSEASON YEAR   | TEAM      | GP       | GS       | RECEIVING |           |             |            |          | RUSHING  |           |             |           |          |
|-------------------|-----------|----------|----------|-----------|-----------|-------------|------------|----------|----------|-----------|-------------|-----------|----------|
|                   |           |          |          | NO        | YDS       | AVG         | LG         | TD       | ATT      | YDS       | AVG         | LG        | TD       |
| 2020              | Tampa Bay | 4        | 2        | 4         | 80        | 20.0        | 39t        | 1        | 1        | -3        | -3.0        | -3        | 0        |
| <b>NFL Totals</b> |           | <b>4</b> | <b>2</b> | <b>4</b>  | <b>80</b> | <b>22.0</b> | <b>39t</b> | <b>1</b> | <b>1</b> | <b>-3</b> | <b>-3.0</b> | <b>-3</b> | <b>0</b> |

| YEAR          | TEAM      | NO        | KICKOFF RETURNS |             |           |          |           | PUNT RETURNS |            |            |           |          |
|---------------|-----------|-----------|-----------------|-------------|-----------|----------|-----------|--------------|------------|------------|-----------|----------|
|               |           |           | YDS             | AVG         | LG        | TD       | NO        | FC           | YDS        | AVG        | LG        | TD       |
| 2021          | Tampa Bay | 18        | 359             | 19.9        | 34        | 0        | 19        | 5            | 142        | 7.5        | 43        | 0        |
| 2022          | Tampa Bay | 0         | 0               | 0.0         | 0         | 0        | 19        | 11           | 204        | 10.7       | 24        | 0        |
| <b>Totals</b> |           | <b>18</b> | <b>359</b>      | <b>19.9</b> | <b>34</b> | <b>0</b> | <b>38</b> | <b>16</b>    | <b>346</b> | <b>9.1</b> | <b>43</b> | <b>0</b> |

## DARDEN'S GAME-BY-GAME STATISTICS

| <b>2022</b>   |            | <b>RECEIVING</b> |            |             |           |           | <b>RUSHING</b> |            |            |           |           |
|---------------|------------|------------------|------------|-------------|-----------|-----------|----------------|------------|------------|-----------|-----------|
| <b>DATE</b>   | <b>OPP</b> | <b>NO</b>        | <b>YDS</b> | <b>AVG</b>  | <b>LG</b> | <b>TD</b> | <b>ATT</b>     | <b>YDS</b> | <b>AVG</b> | <b>LG</b> | <b>TD</b> |
| Sept. 11      | @DAL       | 0                | 0          | 0.0         | 0         | 0         | 1              | 2          | 2.0        | 2         | 0         |
| Sept. 18      | @NO        | 0                | 0          | 0.0         | 0         | 0         | 0              | 0          | 0.0        | 0         | 0         |
| Sept. 25      | GB         | 1                | 25         | 25.0        | 25        | 0         | 0              | 0          | 0.0        | 0         | 0         |
| Oct. 2        | KC         | 0                | 0          | 0.0         | 0         | 0         | 0              | 0          | 0.0        | 0         | 0         |
| Oct. 9        | ATL        | 0                | 0          | 0.0         | 0         | 0         | 0              | 0          | 0.0        | 0         | 0         |
| Oct. 16       | @PIT       | 0                | 0          | 0.0         | 0         | 0         | 0              | 0          | 0.0        | 0         | 0         |
| Oct. 23       | @CAR       | 1                | 1          | 1.0         | 1         | 0         | 0              | 0          | 0.0        | 0         | 0         |
| Oct. 27       | BAL        | 0                | 0          | 0.0         | 0         | 0         | 0              | 0          | 0.0        | 0         | 0         |
| Nov. 6        | LAR        |                  |            |             |           |           |                |            |            |           |           |
| Nov. 13       | SEA        |                  |            |             |           |           |                |            |            |           |           |
| Nov. 27       | @CLE       |                  |            |             |           |           |                |            |            |           |           |
| Dec. 5        | NO         |                  |            |             |           |           |                |            |            |           |           |
| Dec. 11       | @SF        |                  |            |             |           |           |                |            |            |           |           |
| Dec. 18       | CIN        |                  |            |             |           |           |                |            |            |           |           |
| Dec. 25       | @ARI       |                  |            |             |           |           |                |            |            |           |           |
| Jan. 1        | CAR        |                  |            |             |           |           |                |            |            |           |           |
| Jan. 7/8      | @ATL       |                  |            |             |           |           |                |            |            |           |           |
| <b>TOTALS</b> |            | <b>2</b>         | <b>26</b>  | <b>13.0</b> | <b>25</b> | <b>0</b>  | <b>1</b>       | <b>2</b>   | <b>2.0</b> | <b>2</b>  | <b>0</b>  |

| <b>2022</b>   |            | <b>KICK RETURNS</b> |            |            |           |           | <b>PUNT RETURNS</b> |            |             |           |           |
|---------------|------------|---------------------|------------|------------|-----------|-----------|---------------------|------------|-------------|-----------|-----------|
| <b>DATE</b>   | <b>OPP</b> | <b>NO</b>           | <b>YDS</b> | <b>AVG</b> | <b>LG</b> | <b>TD</b> | <b>NO</b>           | <b>YDS</b> | <b>AVG</b>  | <b>LG</b> | <b>TD</b> |
| Sept. 11      | @DAL       | 0                   | 0          | 0.0        | 0         | 0         | 3                   | 28         | 9.3         | 10        | 0         |
| Sept. 18      | @NO        | 0                   | 0          | 0.0        | 0         | 0         | 2                   | 17         | 8.5         | 17        | 0         |
| Sept. 25      | GB         | 0                   | 0          | 0.0        | 0         | 0         | 3                   | 26         | 8.7         | 16        | 0         |
| Oct. 2        | KC         | 0                   | 0          | 0.0        | 0         | 0         | 0                   | 0          | 0.0         | 0         | 0         |
| Oct. 9        | ATL        | 0                   | 0          | 0.0        | 0         | 0         | 2                   | 40         | 20.0        | 24        | 0         |
| Oct. 16       | @PIT       | 0                   | 0          | 0.0        | 0         | 0         | 3                   | 14         | 4.7         | 6         | 0         |
| Oct. 23       | @CAR       | 0                   | 0          | 0.0        | 0         | 0         | 4                   | 46         | 11.5        | 20        | 0         |
| Oct. 27       | BAL        | 0                   | 0          | 0.0        | 0         | 0         | 2                   | 33         | 16.5        | 18        | 0         |
| Nov. 6        | LAR        |                     |            |            |           |           |                     |            |             |           |           |
| Nov. 13       | SEA        |                     |            |            |           |           |                     |            |             |           |           |
| Nov. 27       | @CLE       |                     |            |            |           |           |                     |            |             |           |           |
| Dec. 5        | NO         |                     |            |            |           |           |                     |            |             |           |           |
| Dec. 11       | @SF        |                     |            |            |           |           |                     |            |             |           |           |
| Dec. 18       | CIN        |                     |            |            |           |           |                     |            |             |           |           |
| Dec. 25       | @ARI       |                     |            |            |           |           |                     |            |             |           |           |
| Jan. 1        | CAR        |                     |            |            |           |           |                     |            |             |           |           |
| Jan. 7/8      | @ATL       |                     |            |            |           |           |                     |            |             |           |           |
| <b>TOTALS</b> |            | <b>0</b>            | <b>0</b>   | <b>0.0</b> | <b>0</b>  | <b>0</b>  | <b>19</b>           | <b>204</b> | <b>10.7</b> | <b>24</b> | <b>0</b>  |



# #54

## LAVONTE DAVID

INSIDE LINEBACKER

HT: 6-1 WT: 233

DOB: 1/23/90

NFL: 11TH YEAR

ACQ: D2, 2012

COLLEGE: NEBRASKA



### ACQUIRED BY BUCS:

- X Selected by Tampa Bay in the second round (58th overall) of the 2012 NFL Draft.

### AWARDS & ACCOLADES:

- X Super Bowl LV Champion.
- X 2015 Pro Bowl Selection.
- X 2013 AP All-Pro First-Team Selection.
- X 2x AP All-Pro Second-Team Selection (2016, 2020)
- X NFC Defensive Player Of The Month (September 2020).
- X 2x NFC Defensive Player of the Week (Week 12, 2013; Week 10, 2015).
- X 2020 ESPN All-Pro Selection
- X USA Today All-Joe Team (2012, 2013).
- X 2012 PFW/PFWA All-Rookie Team.
- X NFC Defensive Rookie Of The Month (November 2012).

### CAREER HIGHLIGHTS:

- X Has started all 156 regular season games that he has played, totaling 1,279 tackles (135 for loss), 60 quarterback hits, 57 passes defended, 27.0 sacks, 12 interceptions (two returned for touchdown), 26 forced fumbles, 17 fumble recoveries (one returned for touchdown) and one safety.
- X Started six playoff games, recording 39 tackles (two for loss), four passes defended, one quarterback hit, one sack and one fumble recovery.
- X Joined Ray Lewis as only players in NFL history to record 1,000 tackles, 20.0 sacks and 10 interceptions through their first eight seasons.

- X Selected to NFL.com's 2010s All-Decade Team.
- X Has served as Buccaneers Captain from 2014-22.
- X Has led the Buccaneers in tackles in seven times (2012-15, 2017-19) and tackles for loss five times (2012-16).
- X Ranks first the NFL in solo tackles (898), second in total tackles (1,273), and fifth in tackles for loss (135) among all NFL players since entering the league in 2012.
- X David is credited with 29 takeaways (12 interceptions, 17 fumble recoveries), tied for 11th-most in the NFL since 2012 and the most by any front-seven player.
- X One of only two players in the NFL with at least 1,000 tackles, 20.0 sacks and 10 interceptions since the start of the 2012 season (also Bobby Wagner).
- X Since 2012, ranks tied for second among NFL linebackers in interceptions with 12 and tied for fifth among linebackers with two interceptions returned for touchdowns, while ranking fourth among linebackers in passes defended (57). Also during that span, ranks tied for third among all players with 26 forced fumbles and first with 17 opponent fumble recoveries.



X Has scored 20 points (3 TDs, 1 safety) since entering the league in 2012, tied for the 10th-most among all front-seven players. Since start of 2015 season (when David scored his first touchdown), ranks tied for 14th among all defensive players and tied for fifth among all front seven players in return touchdowns with three.

X Ranks tied for second in the league in the league forced fumbles since 2014 with 24, trailing only Chandler Jones (29).

X Since joining Tampa Bay in 2012, has helped lead a defense that ranks second in the NFL in rushing yards allowed (102.6) and yards per rush (3.99) during that time, and is tied for the third-most takeaways in the NFL (268).

X His 17 career fumble recoveries are a Buccaneers franchise record.

X His 157 starts are the fourth-most in Buccaneers franchise history while his 157 games played are the eighth-most in team history.

X Tampa Bay's 2020 defense led the league in rushing yards allowed per game (80.6) and yards allowed per rush (3.60), while ranking sixth in yards allowed per play (5.12), sixth in yards allowed per game (327.1), ranking tied for second in tackles for loss (91), tied for fourth in sacks (48.0) and tied for fifth in takeaways (25).



X His five fumble recoveries in 2017 are a Buccaneers single-season franchise record.

X A key contributor on the Buccaneers defense in 2019, which led the league in rushing yards allowed and opposing rushing average.

X Recorded first fumble recovery return touchdown when he stripped Larry Fitzgerald, scooped the football and continued 21 yards for the score, at Arizona (10/15/17).

X In 2016, tied for NFL lead, and most among linebackers, with 17 tackles for loss.

X Garnered Associated Press Second-Team All-Pro honors following the 2016 season.

X Named to first Pro Bowl following the 2015 season when he ranked third in the league in tackles (147) and added three sacks, three interceptions, two forced fumbles, two fumble recoveries

### 2012-22 NFL TACKLE FOR LOSS LEADERS

| Name (Team)                  | TFL        |
|------------------------------|------------|
| 1. J.J. Watt (ARI)           | 172        |
| 2. Aaron Donald (LAR)        | 157        |
| 3. Cameron Jordan (NO)       | 144        |
| 4. Von Miller (BUF)          | 143        |
| <b>5. Lavonte David (TB)</b> | <b>135</b> |

### 2012-22 NFL TACKLE LEADERS

| Name (Current Team)          | Tackles      |
|------------------------------|--------------|
| 1. Bobby Wagner (LAR)        | 1,428        |
| <b>2. Lavonte David (TB)</b> | <b>1,280</b> |
| 3. Luke Kuechly (Retired)    | 1,092        |
| 4. Demario Davis (NO)        | 1,054        |
| 5. K.J. Wright (Free Agent)  | 924          |

### 2012-22 NFL SOLO TACKLE LEADERS

| Name (Current Team)          | Solo Tackles |
|------------------------------|--------------|
| <b>1. Lavonte David (TB)</b> | <b>903</b>   |
| 2. Bobby Wagner (LAR)        | 849          |
| 3. Demario Davis (NO)        | 705          |
| 4. Luke Kuechly (Retired)    | 690          |
| 5. Harrison Smith (MIN)      | 668          |

### 2012-22 NFL FORCED FUMBLE LEADERS

| Name (Current Team)           | FF        |
|-------------------------------|-----------|
| 1. Chandler Jones (LV)        | 33        |
| 2. Robert Quinn (PHI)         | 31        |
| <b>3t. Lavonte David (TB)</b> | <b>26</b> |
| 3t. J.J. Watt (ARI)           | 26        |
| 5. Three Players Tied         | 24        |

and 13 passes defended (most among NFL linebackers).

- X Named Associated Press All-Pro First-Team following 2013 season when he ranked fifth in the NFL in both tackles (143) tackles and interceptions (5). Added a safety, two forced fumbles, one fumble recovery, and 10 passes defended.
- X Tied for league lead with 14.5 run stuffs in 2013, according to STATS, Inc., and ranked third in the NFL in tackles for loss (20), behind Robert Quinn and J.J. Watt.
- X Ranked by Pro Football Focus as the No. 1 run stuffing outside linebacker and finished with the third-most quarterback pressures (sacks, QB hits, hurries) at the position.
- X Only NFL player with 125+ tackles and 6+ sacks in 2013.
- X In 2013 became only the second player since 1982 to record at least 7.0 sacks and five interceptions in the same season (S Dave Duerson).
- X In 2012, led the Buccaneers in tackles as a rookie, posting 139 tackles, tied for the seventh-most in the NFL. Also posted 112 solo tackles, the second-most in the league.
- X Named to USA Today's All-Joe Team in both 2012 & 2013.
- X Selected to PFW/PFWA All-Rookie Team in 2012.



- X Only linebacker in Buccaneers history with two multiple-interception games.
- X Scored first career touchdown on a 20-yard interception return (Mark Sanchez) in win at Philadelphia (11/22/15).
- X Registered his first career interception (Peyton Manning) at Denver (12/2/12).
- X Notched his first career sack vs. Philadelphia (12/9/12).
- X Started in his NFL debut against Carolina (9/9/12).

## 2022 HIGHLIGHTS:

- X Named a team captain for the ninth consecutive season.
- X Recorded six tackles (one for loss) and one pass defended in Week 1 at Dallas (9/11). Led a defensive effort that limited the league's highest-scoring offense from the previous season to three points.
- X Recorded six tackles, one quarterback hit and 1.0 sack for eight yards in Week 2 at New Orleans (9/18). Led a defensive effort that recorded 6.0 sacks and forced five turnovers.
- X Following Week 2, has 166 career tackles against the Saints, the second-most by an active player against any single opponent.
- X His sack in Week 2 increased his career total to 27.0, surpassing Broderick Thomas (26.5) for second-most among linebackers in franchise history.
- X Recorded seven tackles in Week 3 vs. Green Bay.
- X Tallied a then-season-high 10 tackles in Week 4 vs. Kansas City, adding one pass defended.
- X Recorded five tackles in Week 5 vs. Atlanta.
- X Led Tampa Bay with 13 tackles in Week 6 at Pittsburgh. Also added one tackle for loss.
- X Led Tampa Bay with seven tackles in Week 7 at Carolina.
- X Finished with six tackles and one pass defended in Week 8 vs. Baltimore. It marked his 57th pass defended since 2012, fourth-most among linebackers.

## 2021 HIGHLIGHTS:

- X Contributed to a Buccaneers defense that allowed the fifth-fewest points per game (20.8) and seventh-fewest yards per play (5.20) while ranking third in the NFL in rush defense (92.5 yards per game), allowing the fourth-fewest yards per pass play (5.97), recording the seventh-most sacks (47.0) and tying for the fifth-most takeaways (29).
- X Led the Buccaneers in tackles (11) in the season opener against Dallas (9/9), adding a quarterback hit and a pass defended. Helped lead a defense that held the Cowboys to 60 rushing yards.
- X The start against Dallas was the 138th of David's career, surpassing Ring of Honor member Mike Alstott for the fifth-most starts in franchise history.
- X Tallied eight tackles against Atlanta (9/19) and was part of a defense that held the Falcons to 55 rushing yards on 20 attempts (2.8 avg.).
- X Recorded six tackles at L.A. Rams (9/26).
- X At New England (10/3), recorded seven tackles (one for loss) and a pass defended. Was part of a defense that held the Patriots to -1 yards rushing - the fewest allowed in a game in Buccaneers history and the fewest allowed by any NFL team since 2007.
- X Tallied two tackles and a sack against Miami (10/10) before exiting with injury.
- X Inactive at Philadelphia (10/14) and vs. Chicago (10/24).
- X Returned to action at New Orleans (10/31), recording eight tackles.
- X At Washington (11/14), David registered 14 tackles and a forced fumble. David's 14 tackles are his most since 2017. The fumble forced by David was recovered by teammate Antoine



## MOST GAMES STARTED - BUCCANEERS HISTORY

| Name                                | Starts     |
|-------------------------------------|------------|
| 1. Ronde Barber, 1997-2012          | 232        |
| 2. Derrick Brooks, 1995-2008        | 221        |
| 3. Paul Gruber, 1988-99             | 183        |
| <b>4. Lavonte David, 2012-Pres.</b> | <b>157</b> |
| 5. Tony Mayberry, 1990-99           | 145        |

Winfield Jr., helping set up a Buccaneers touchdown.

- X Registered eight tackles and a quarterback hit against N.Y. Giants (11/22). Part of a defense that limited the Giants to 215 total yards, including 149 yards passing.
- X Tallied seven tackles (one for loss), one pass defended and one fumble recovery at Indianapolis (11/28).
- X The start against Indianapolis was the 146th of David's career, surpassing Tony Mayberry for the fourth-most starts in franchise history.
- X Recorded six tackles at Atlanta (12/5).
- X Notched nine tackles in an overtime win against Buffalo (12/12).
- X Against New Orleans (12/19), registered a game-high 11 tackles (three for loss), a forced fumble and a sack. His three tackles for loss matched a single-game career best.
- X Part of a defense that limited the Saints to just 212 yards of offense and 3.5 yards per play.
- X Spent Weeks 16-18 on Injured Reserve.
- X Returned to action in Super Wild Card Round win against Philadelphia (1/16/22), tallying two tackles.
- X In the Divisional Round against Los Angeles Rams (1/23/22), recorded a game-high 11 tackles (one for loss) and recovered a fumble in the fourth quarter to help set up Tampa Bay's final touchdown of the game.

## COLLEGE:

- X Started all 27 games he played in at Nebraska (2010-11), recording 285 tackles, 28 tackles for loss, 11.5 sacks, two interceptions, 12 passes defended, three forced fumbles and two fumbles recovered.

- X In 2011, earned first-team All-American honors from the American Football Coaches Association, CBS and ESPN.
- X Also earned first-team All-Big Ten accolades (coaches, media, ESPN.com, Yahoo.com, Phil Steele).
- X Was a finalist for the Butkus Award (Top Linebacker), semifinalist for the Chuck Bednarik Award (Top Defensive Player) and semifinalist for the Lott Trophy (Top Defensive IMPACT Player) in 2011.
- X Named the 2011 Butkus-Fitzgerald Big Ten Linebacker of the Year and Nebraska team MVP.
- X 2011 Guy Chamberlin Award Winner for his play and contributions to the betterment of the University of Nebraska football team.
- X As a senior, led Nebraska with 133 tackles and ranked third in the Big Ten in tackles per game.
- X Also led Nebraska in tackles for loss (13.0), sacks (5.5), interceptions (2), forced fumbles (2) and fumble recoveries (2) in 2011.
- X In 2010, set school record with 152 tackles.
- X His 285 career tackles rank fourth in school history, and most by a two-year player.
- X Recorded a career-high 19 tackles in one game against South Dakota State, the seventh-most in school history.
- X Was named first-team All-American (Rivals.com and CBS), unanimous first-team Big 12 and Big 12 Newcomer of the Year, as selected by the coaches, in 2010.
- X Prior to his time at Nebraska, led Fort Scott Community College (Fort Scott, Kansas) to the Junior College National Championship Game, while ranking among the conference's leaders in tackles and tackles for loss.
- X Was named Defensive MVP of the JUCO National Championship Game.
- X Two-time first-team All-Jayhawk Conference selection and a Region VI All-American in 2009.
- X During his first season at Fort Scott, led the Jayhawk Conference with 93 tackles.
- X Majored in criminology and criminal justice.



## COMMUNITY:

- X In 2020, supported Big Brothers, Big Sisters as part of the NFL's My Cause, My Cleats initiative.
- X David participated in the 7th Annual Cut for a Cure with the National Pediatric Cancer Foundation and helped raise \$100,000.
- X As a national ambassador for Big Brother Big Sister, Lavonte hosted his 4th annual bowling event benefiting the organization in 2019.
- X David coordinated with teammates to help donate weekly meals from local businesses to Metropolitan Ministries, helping feed those in need during COVID-19.
- X In October 2016, joined teammates and the entire Buccaneers business operations staff for the team's "Hometown Huddle", helping to refurbish the Sulphur Springs K-8 School and Community Center and interact with students.
- X In June 2016, was named a national ambassador and BIG Champion for Big Brothers Big Sisters of America, with the mission of creating more matches between children and caring, adult mentors across the United States.
- X In May 2016, helped dedicate a Buccaneers Academy at Bevis Elementary School, which was awarded a Fitness Zone and also presented with a special assembly and P.E. equipment for winning the 2016 Play 60 Challenge.
- X In November 2015 and 2016, hosted a bowling event to benefit Big Brothers Big Sisters of Tampa Bay.
- X In July 2015, hosted his inaugural free backpack and school supply donation to youth in his hometown of Miami, FL.
- X In June 2015, had his head shaved by children battling cancer as part of the Buccaneers Cut for a Cure to raise funds

and awareness for the Pediatric Cancer Foundation.

- X Paired up with United Way volunteers and students to install a "Learning Garden" at Edison Elementary in October 2013 and at Davis Elementary in September 2015.
- X Led students through football drills and promoted the importance of health and fitness for the opening of Buccaneers Academy Fitness Zones at Foster Elementary in September 2012 and Sulphur Springs Elementary in December 2012.
- X As a member of the Buccaneers Rookie Club in 2012, visited youth at All Children's Hospital in St. Petersburg and sang holiday carols to residents at Westminster Palms retirement home, visited MacDill Air Force Base to thank civilian workers and active duty military for their service, helped host a lunch for service members at Coast Guard Air

Station Clearwater and visited veterans recovering from injury and illness at Bay Pines VA Hospital, hosted an educational scavenger hunt for children from the Boys & Girls Clubs of Tampa Bay at Busch Gardens Tampa, and greeted patients at St. Joseph's Children's Hospital in May 2012.

- X Volunteered time while at Nebraska with team hospital visits and the Husker Heroes program.

### **PERSONAL:**

- X Attended Northwestern High School (Miami, Florida).
- X Won back-to-back Florida state titles in 2006 and 2007, while finishing with undefeated records both years.
- X Son of the late Lynette David.
- X Born Lavonte David on January 23, 1990, in Miami, Florida.



## DAVID'S CAREER STATISTICS

| Year | Team      | GP | GS | Tackles |     |    |     | INT  |    |     |     | Fumbles |    |    | ST Tackles |     |   |   |   |
|------|-----------|----|----|---------|-----|----|-----|------|----|-----|-----|---------|----|----|------------|-----|---|---|---|
|      |           |    |    | T       | S   | A  | Sk  | Yds  | No | Yds | Lg  | TD      | PD | FF | FR         | Yds | T | S | A |
| 2012 | Tampa Bay | 16 | 16 | 139     | 112 | 27 | 2.0 | 14.0 | 1  | 27  | 27  | 0       | 5  | 0  | 0          | 0   | 0 | 0 | 0 |
| 2013 | Tampa Bay | 16 | 16 | 144     | 106 | 38 | 7.0 | 52.5 | 5  | 87  | 32  | 0       | 9  | 2  | 1          | 0   | 1 | 1 | 0 |
| 2014 | Tampa Bay | 14 | 14 | 146     | 101 | 45 | 1.0 | 4.0  | 0  | 0   | 0   | 0       | 4  | 4  | 1          | 0   | 0 | 0 | 0 |
| 2015 | Tampa Bay | 16 | 16 | 147     | 85  | 62 | 3.0 | 17.0 | 3  | 19  | 20  | 1       | 13 | 2  | 2          | 0   | 0 | 0 | 0 |
| 2016 | Tampa Bay | 16 | 16 | 87      | 67  | 20 | 5.0 | 39.0 | 1  | 15  | 15t | 1       | 4  | 4  | 2          | 53  | 0 | 0 | 0 |
| 2017 | Tampa Bay | 13 | 13 | 101     | 76  | 25 | 0.0 | 0.0  | 0  | 0   | 0   | 0       | 1  | 5  | 5          | 21  | 0 | 0 | 0 |
| 2018 | Tampa Bay | 14 | 14 | 120     | 94  | 26 | 3.5 | 14.5 | 0  | 0   | 0   | 0       | 2  | 1  | 2          | 0   | 0 | 0 | 0 |
| 2019 | Tampa Bay | 16 | 16 | 121     | 81  | 41 | 1.0 | 14.0 | 1  | 26  | 26  | 0       | 7  | 3  | 1          | 0   | 1 | 1 | 0 |
| 2020 | Tampa Bay | 16 | 16 | 117     | 82  | 35 | 1.5 | 15.0 | 1  | -5  | -5  | 0       | 6  | 3  | 2          | 0   | 0 | 0 | 0 |
| 2021 | Tampa Bay | 12 | 12 | 97      | 63  | 34 | 2.0 | 1.0  | 0  | 0   | 0   | 0       | 3  | 2  | 1          | 0   | 0 | 0 | 0 |
| 2022 | Tampa Bay | 8  | 8  | 59      | 36  | 23 | 1.0 | 8.0  | 0  | 0   | 0   | 0       | 3  | 0  | 0          | 0   | 0 | 0 | 0 |

**NFL Totals**      **157 157 1,279 903 376 27.0 179.0 12 169 32 2 57 26 17 74 2 2 0**  
**Playoffs**

| Year | Team      | GP | GS | Tackles |    |   |     | INT  |    |     |    | Fumbles |    |    | ST Tackles |     |   |   |   |   |
|------|-----------|----|----|---------|----|---|-----|------|----|-----|----|---------|----|----|------------|-----|---|---|---|---|
|      |           |    |    | T       | S  | A | Sk  | Yds  | No | Yds | Lg | TD      | PD | FF | FR         | Yds | T | S | A |   |
| 2020 | Tampa Bay | 4  | 4  | 26      | 22 | 4 | 1.0 | 11.0 | 0  | 0   | 0  | 0       | 4  | 0  | 0          | 0   | 0 | 0 | 0 | 0 |
| 2021 | Tampa Bay | 2  | 2  | 13      | 9  | 4 | 0.0 | 0.0  | 0  | 0   | 0  | 0       | 0  | 0  | 1          | 0   | 0 | 0 | 0 | 0 |

**Postseason**      **6 6 39 31 8 1.0 11.0 0 0 0 0 0 4 0 1 0 0 0 0 0**

### SINGLE-GAME HIGHS

**Tackles:** 16, at Oakland, 11/4/12  
**Sacks:** 2.0, twice, last vs. Carolina, 1/1/17  
**Interceptions:** 2, twice, last at Philadelphia, 11/22/15  
**INT-TD:** 1, twice, last at San Diego, 12/4/16  
**Passes Defensed:** 2, eight times, last at Denver, 9/27/20  
**Safeties:** 1, vs. Miami, 11/11/13  
**Forced Fumbles:** 2, at Arizona, 10/15/17  
**Fumble Recoveries:** 2, at Carolina, 1/3/16  
**FR-TD:** 1, at Arizona, 10/15/17

## DAVID'S GAME-BY-GAME STATISTICS

**2022**

| DATE          | OPP  | TACKLES   |           |           |          |            |            | INTERCEPTIONS |          |          |          | FUMBLES  |          |          | ST TACKLES |          |          |          |          |
|---------------|------|-----------|-----------|-----------|----------|------------|------------|---------------|----------|----------|----------|----------|----------|----------|------------|----------|----------|----------|----------|
|               |      | T         | S         | A         | TFL      | SK         | YDS        | QH            | NO       | YDS      | LG       | TD       | PD       | FF       | FR         | YDS      | T        | S        | A        |
| Sept. 11      | @DAL | 6         | 3         | 3         | 1        | 0.0        | 0.0        | 0             | 0        | 0        | 0        | 0        | 1        | 0        | 0          | 0        | 0        | 0        | 0        |
| Sept. 18      | @NO  | 6         | 3         | 3         | 0        | 1.0        | 8.0        | 1             | 0        | 0        | 0        | 0        | 0        | 0        | 0          | 0        | 0        | 0        | 0        |
| Sept. 25      | GB   | 7         | 3         | 4         | 0        | 0.0        | 0.0        | 0             | 0        | 0        | 0        | 0        | 0        | 0        | 0          | 0        | 0        | 0        | 0        |
| Oct. 2        | KC   | 10        | 8         | 2         | 0        | 0.0        | 0.0        | 0             | 0        | 0        | 0        | 0        | 1        | 0        | 0          | 0        | 0        | 0        | 0        |
| Oct. 9        | ATL  | 5         | 2         | 3         | 0        | 0.0        | 0.0        | 0             | 0        | 0        | 0        | 0        | 0        | 0        | 0          | 0        | 0        | 0        | 0        |
| Oct. 16       | @PIT | 13        | 7         | 6         | 1        | 0.0        | 0.0        | 0             | 0        | 0        | 0        | 0        | 0        | 0        | 0          | 0        | 0        | 0        | 0        |
| Oct. 23       | @CAR | 7         | 5         | 2         | 0        | 0.0        | 0.0        | 0             | 0        | 0        | 0        | 0        | 0        | 0        | 0          | 0        | 0        | 0        | 0        |
| Oct. 27       | BAL  | 6         | 5         | 1         | 0        | 0.0        | 0.0        | 0             | 0        | 0        | 0        | 0        | 1        | 0        | 0          | 0        | 0        | 0        | 0        |
| Nov. 6        | LAR  |           |           |           |          |            |            |               |          |          |          |          |          |          |            |          |          |          |          |
| Nov. 13       | SEA  |           |           |           |          |            |            |               |          |          |          |          |          |          |            |          |          |          |          |
| Nov. 27       | @CLE |           |           |           |          |            |            |               |          |          |          |          |          |          |            |          |          |          |          |
| Dec. 5        | NO   |           |           |           |          |            |            |               |          |          |          |          |          |          |            |          |          |          |          |
| Dec. 11       | @SF  |           |           |           |          |            |            |               |          |          |          |          |          |          |            |          |          |          |          |
| Dec. 18       | CIN  |           |           |           |          |            |            |               |          |          |          |          |          |          |            |          |          |          |          |
| Dec. 25       | @ARI |           |           |           |          |            |            |               |          |          |          |          |          |          |            |          |          |          |          |
| Jan. 1        | CAR  |           |           |           |          |            |            |               |          |          |          |          |          |          |            |          |          |          |          |
| Jan. 7/8      | @ATL |           |           |           |          |            |            |               |          |          |          |          |          |          |            |          |          |          |          |
| <b>TOTALS</b> |      | <b>59</b> | <b>36</b> | <b>23</b> | <b>2</b> | <b>1.0</b> | <b>8.0</b> | <b>1</b>      | <b>0</b> | <b>0</b> | <b>0</b> | <b>0</b> | <b>2</b> | <b>0</b> | <b>0</b>   | <b>0</b> | <b>0</b> | <b>0</b> | <b>0</b> |

# #24

## CARLTON DAVIS III

**CORNERBACK**  
**HT:** 6-0 **WT:** 206  
**DOB:** 12/31/96  
**NFL:** 5TH YEAR  
**ACQ:** D2C, 2018  
**COLLEGE:** AUBURN



### ACQUIRED BY BUCS:

- X Selected in the second round (63rd overall) of the 2018 NFL Draft by the Buccaneers.

### AWARDS & ACCOLADES:

- X Super Bowl LV Champion.

### CAREER HIGHLIGHTS:

- X Has started 56-of-57 regular season games he has played, totaling 235 tackles (10 for loss), 56 passes defended, six interceptions, three forced fumbles and four fumble recoveries.
- X Started six postseason games, recording 28 tackles, four passes defended and a special teams tackle.
- X Since the start of the 2019 season, has recorded 52 passes defended, good for second-most in the NFL during that span. Also tied for the league lead in games with multiple passes defended (13) and has the most games of at least three passes defended (six).
- X He is one of only six players to have multiple games of four-or-more passes defended since 2019, along with teammate Jamel Dean.
- X Finished the 2020 season ranked second in the NFL in passes defended

(18), while tying for the fifth-most interceptions (four) in the league.

- X Tallied 19 passes defended in 2019, the second-most in the league and the most by a Buccaneers player since 2016.
- X Tampa Bay's 2020 defense led the league in rushing yards allowed per game (80.6) and yards allowed per rush (3.60), while ranking sixth in yards allowed per play (5.12), sixth in yards allowed per game (327.1), ranking tied for second in tackles for loss (91), tied for fourth in sacks (48.0) and tied for fifth in takeaways (25).
- X Recorded first career interception (Matt Ryan) among his career-high five passes defended in win at Atlanta (11/24/19).
- X Recorded a career-high nine tackles and against Atlanta (9/19/21).
- X Recorded first career forced fumble at Dallas Cowboys (12/23/18).
- X Recovered first career fumble vs. Philadelphia (9/16/18).
- X Started in NFL debut at New Orleans (9/9/18).

### 2022 HIGHLIGHTS:

- X Recorded five tackles and one pass defended in Week 1 at Dallas (9/11). Led a Tampa Bay secondary that allowed just 173 net passing yards to the Cowboys.
- X Recorded eight tackles, one pass defended and one fumble recovery in Week 2 at New Orleans (9/18). Led a Tampa Bay secondary that forced four turnovers (three interceptions, one forced fumble) against the Saints. Also added one tackle on special teams.
- X Tallied six tackles (one for loss) and one forced fumble in Week 3 vs. Green Bay.
- X His forced fumble against Green Bay marked his third career forced fumble and his first since the 2019 season.





- X Recorded three tackles and one quarterback hit in Week 4 vs. Kansas City.
- X Tallied four tackles and one pass defended before leaving with injury in Week 5 vs. Atlanta.
- X Logged four tackles and one pass defended in Week 6 at Pittsburgh.
- X Was inactive for Week 7 at Carolina and Week 8 vs. Baltimore.

## 2021 HIGHLIGHTS:

- X Contributed to a Buccaneers defense that allowed the fifth-fewest points per game (20.8) and seventh-fewest yards per play (5.20) while ranking third in the NFL in rush defense (92.5 yards per game), allowing the fourth-fewest yards per pass play (5.97), recording the seventh-most sacks (47.0) and tying for the fifth-most takeaways (29).
- X In the season opener at Dallas (9/9), tallied three passes defended, including an interception that helped set up a Buccaneers touchdown. Also added two tackles.
- X Davis' three passes defended and interception each tied for the NFL lead in Week 1.
- X Recorded a career-high nine tackles and one pass defended against Atlanta (9/19).
- X At L.A. Rams (9/26), tallied three tackles.
- X Notched one tackle and a pass defended at New England (10/3), before exiting the game with a quad injury.
- X Placed on Injured Reserve on October 7. Activated on December 3.
- X Returned to action at Atlanta (12/5), registering three tackles, three passes defended and a fumble recovery.
- X Tallied five tackles in an overtime win against Buffalo (12/12).
- X Against New Orleans (12/19), recorded two tackles (one for loss) and one pass



## 2019-22 NFL PASSES DEFENSED LEADERS

| Name (Team)                  | PD        |
|------------------------------|-----------|
| 1. James Bradberry (PHI)     | 56        |
| <b>2. Carlton Davis (TB)</b> | <b>52</b> |
| 3. J.C. Jackson (LAC)        | 49        |
| 4t. Marshon Lattimore (NO)   | 46        |
| 4t. Trevon Diggs (DAL)       | 46        |

defended. Part of a defense that limited the Saints to just 212 yards of offense and 3.5 yards per play.

- X Notched four tackles at Carolina (12/26). Davis was part of a defense that held Carolina to six points and 4.1 yards per play en route to helping Tampa Bay clinch the team's first NFC South division title since 2007.
- X Registered seven tackles (one for loss), a pass defended and a special teams tackle at N.Y. Jets (1/2/22).
- X Against Carolina (1/9/22), recorded two tackles and a pass defended.
- X In the Super Wild Card Round against Philadelphia (1/16/22), tallied five tackles and a pass defended.
- X Registered two tackles in Divisional Round against Los Angeles Rams (1/23/22).

## COLLEGE:

- X Started 32-of-38 career games, totaling 138 tackles (4.5 for loss), 33 passes defended, four interceptions, three forced fumbles and four fumble recoveries.
- X Declared for the NFL Draft following his junior season (2017), when he earned first-team All-American honors from Sports Illustrated, as well as first-team all-Southeastern Conference from the league's coaches, while also earning second-team All-American distinction from the Associated Press, American Football Coaches Association and Walter Camp and second-team All-SEC honors from AP and Phil Steele.
- X Started all 13 games as a junior, recording 36 tackles, 12 passes defended, one interception, one forced fumble and one fumble recovery.
- X As a sophomore (2016), started 10-of-12 games, tallying 46 tackles (two tackles for loss), 10 passes defended and a

forced fumble, earning third-team All-SEC selection from Athlon.

- X Named 24/7 Sports Freshman All-American and SEC All-Freshman team as a true freshman (2015) after playing in 13 games with nine starts, registering 56 tackles (two for loss), 11 passes defended, three interceptions and one forced fumble.
- X Studied in the College of Business.

**PERSONAL/COMMUNITY:**

- X Attended Miami Norland High School (Miami, Florida).

X Played in the Semper Fidelis All-American Bowl and was named Class 6A all-state and first-team All-Dade County.

- X Son of Sonia Mannings. and Carlton Davis II.
- X In 2020, supported Safe & Sound Hillsborough as part of the NFL's My Cause, My Cleats initiative.
- X Davis spent a day at the Juvenile Detention Center in Tampa playing football, eating lunch, and discussing life experiences with kids.

**DAVIS' CAREER STATISTICS**

| Year              | Team      | GP        | GS        | Tackles    |            |           |            | Sk         | Yds      | INT       |           |          |           | Fumbles  |          |          | ST Tackles |          |            |   |   |
|-------------------|-----------|-----------|-----------|------------|------------|-----------|------------|------------|----------|-----------|-----------|----------|-----------|----------|----------|----------|------------|----------|------------|---|---|
|                   |           |           |           | T          | S          | A         | Sk         |            |          | No        | Yds       | Lg       | TD        | PD       | FF       | FR       | Yds        | T        | S          | A |   |
| 2018              | Tampa Bay | 13        | 12        | 40         | 36         | 4         | 0.0        | 0.0        | 0        | 0         | 0         | 0        | 4         | 1        | 1        | 0        | 0          | 0        | 0          |   |   |
| 2019              | Tampa Bay | 14        | 14        | 59         | 53         | 6         | 0.0        | 0.0        | 1        | 0         | 0         | 0        | 19        | 1        | 1        | 6        | 0          | 0        | 0          |   |   |
| 2020              | Tampa Bay | 14        | 14        | 68         | 52         | 16        | 0.0        | 0.0        | 4        | 42        | 34        | 0        | 18        | 0        | 0        | 0        | 0          | 0        | 0          |   |   |
| 2021              | Tampa Bay | 10        | 10        | 38         | 32         | 6         | 0.0        | 0.0        | 1        | 25        | 25        | 0        | 11        | 0        | 1        | 0        | 1          | 1        | 0          |   |   |
| 2022              | Tampa Bay | 6         | 6         | 30         | 25         | 5         | 0.0        | 0.0        | 0        | 0         | 0         | 0        | 4         | 1        | 1        | 0        | 1          | 0        | 1          |   |   |
| <b>NFL Totals</b> |           | <b>57</b> | <b>56</b> | <b>235</b> | <b>198</b> | <b>37</b> | <b>0.0</b> | <b>0.0</b> | <b>6</b> | <b>67</b> | <b>34</b> | <b>0</b> | <b>56</b> | <b>3</b> | <b>4</b> | <b>6</b> | <b>2</b>   | <b>1</b> | <b>1</b>   |   |   |
| Playoffs          |           | Year      | Team      | GP         | GS         | Tackles   |            |            |          | Sk        | Yds       | INT      |           |          |          | Fumbles  |            |          | ST Tackles |   |   |
|                   |           |           |           |            |            | T         | S          | A          | Sk       |           |           | No       | Yds       | Lg       | TD       | PD       | FF         | FR       | Yds        | T | S |
|                   |           | 2020      | Tampa Bay | 4          | 4          | 21        | 15         | 6          | 0.0      | 0.0       | 0         | 0        | 0         | 3        | 0        | 0        | 0          | 1        | 1          | 0 |   |
|                   |           | 2021      | Tampa Bay | 2          | 2          | 7         | 5          | 2          | 0.0      | 0.0       | 0         | 0        | 0         | 1        | 0        | 0        | 0          | 0        | 0          | 0 |   |
| <b>Postseason</b> |           | <b>6</b>  | <b>6</b>  | <b>28</b>  | <b>20</b>  | <b>8</b>  | <b>0.0</b> | <b>0.0</b> | <b>0</b> | <b>0</b>  | <b>0</b>  | <b>0</b> | <b>4</b>  | <b>0</b> | <b>0</b> | <b>0</b> | <b>1</b>   | <b>1</b> | <b>0</b>   |   |   |

**SINGLE-GAME HIGHS**

**Tackles:** 9, vs. Atlanta, 9/19/21  
**Interceptions:** 1, five times, last at New York Giants, 11/2/20  
**Passes Defended:** 5, at Atlanta, 11/24/19  
**Forced Fumbles:** 1, three times, last vs. Green Bay, 9/25/22  
**Fumble Recoveries:** 1, four times, last at New Orleans, 9/18/22

## DAVIS' GAME-BY-GAME STATISTICS

**2022**

| DATE          | OPP  | TACKLES   |           |          |          |            |            |          | INTERCEPTIONS |          |          |          |          | FUMBLES  |          |          | ST TACKLES |          |          |
|---------------|------|-----------|-----------|----------|----------|------------|------------|----------|---------------|----------|----------|----------|----------|----------|----------|----------|------------|----------|----------|
|               |      | T         | S         | A        | TFL      | SK         | YDS        | QH       | NO            | YDS      | LG       | TD       | PD       | FF       | FR       | YDS      | T          | S        | A        |
| Sept. 11      | @DAL | 5         | 4         | 1        | 0        | 0.0        | 0.0        | 0        | 0             | 0        | 0        | 0        | 1        | 0        | 0        | 0        | 0          | 0        | 0        |
| Sept. 18      | @NO  | 8         | 8         | 0        | 0        | 0.0        | 0.0        | 0        | 0             | 0        | 0        | 1        | 0        | 1        | 0        | 1        | 0          | 1        |          |
| Sept. 25      | GB   | 6         | 4         | 2        | 1        | 0.0        | 0.0        | 0        | 0             | 0        | 0        | 0        | 0        | 1        | 0        | 0        | 0          | 0        |          |
| Oct. 2        | KC   | 3         | 2         | 1        | 0        | 0.0        | 0.0        | 1        | 0             | 0        | 0        | 0        | 0        | 0        | 0        | 0        | 0          | 0        |          |
| Oct. 9        | ATL  | 4         | 4         | 0        | 0        | 0.0        | 0.0        | 0        | 0             | 0        | 0        | 0        | 1        | 0        | 0        | 0        | 0          | 0        |          |
| Oct. 16       | @PIT | 4         | 3         | 1        | 0        | 0.0        | 0.0        | 0        | 0             | 0        | 0        | 0        | 1        | 0        | 0        | 0        | 0          | 0        |          |
| Oct. 23       | @CAR |           |           |          |          |            |            |          | Inactive      |          |          |          |          |          |          |          |            |          |          |
| Oct. 27       | BAL  |           |           |          |          |            |            |          | Inactive      |          |          |          |          |          |          |          |            |          |          |
| Nov. 6        | LAR  |           |           |          |          |            |            |          |               |          |          |          |          |          |          |          |            |          |          |
| Nov. 13       | SEA  |           |           |          |          |            |            |          |               |          |          |          |          |          |          |          |            |          |          |
| Nov. 27       | @CLE |           |           |          |          |            |            |          |               |          |          |          |          |          |          |          |            |          |          |
| Dec. 5        | NO   |           |           |          |          |            |            |          |               |          |          |          |          |          |          |          |            |          |          |
| Dec. 11       | @SF  |           |           |          |          |            |            |          |               |          |          |          |          |          |          |          |            |          |          |
| Dec. 18       | CIN  |           |           |          |          |            |            |          |               |          |          |          |          |          |          |          |            |          |          |
| Dec. 25       | @ARI |           |           |          |          |            |            |          |               |          |          |          |          |          |          |          |            |          |          |
| Jan. 1        | CAR  |           |           |          |          |            |            |          |               |          |          |          |          |          |          |          |            |          |          |
| Jan. 7/8      | @ATL |           |           |          |          |            |            |          |               |          |          |          |          |          |          |          |            |          |          |
| <b>TOTALS</b> |      | <b>30</b> | <b>25</b> | <b>5</b> | <b>1</b> | <b>0.0</b> | <b>0.0</b> | <b>1</b> | <b>0</b>      | <b>0</b> | <b>0</b> | <b>0</b> | <b>4</b> | <b>1</b> | <b>1</b> | <b>0</b> | <b>1</b>   | <b>0</b> | <b>1</b> |

# #35

## JAMEL DEAN

**CORNERBACK**

**HT:** 6-1 **WT:** 206

**DOB:** 10/15/97

**NFL:** 4TH YEAR

**ACQ:** D3A, 2019

**COLLEGE:** AUBURN



### ACQUIRED BY BUCS:

- X Selected in the third round (94th overall) of the 2019 NFL Draft by the Buccaneers.

### AWARDS & ACCOLADES:

- X Super Bowl LV Champion.

### CAREER HIGHLIGHTS:

- X Has played in 50 games with 31 starts, totaling 165 tackles (six for loss), 38 passes defended, seven interceptions (returned 93 yards, one touchdown) and four special teams tackles.
- X Started six postseason games, recording 30 tackles, four passes defended and one forced fumble.
- X Since 2019, has recorded 38 passes defended, tied for the ninth-most in the NFL during that span. Has five games with at least four passes defended in that span, the most such games in the NFL.
- X In 2019, tied for fourth in the NFL in passes defended (17). Posted three separate games with at least four passes defended, the most such games in a single season since 2000.
- X Tampa Bay's 2020 defense led the league in rushing yards allowed per game (80.6) and yards allowed per rush (3.60), while ranking sixth in yards allowed per play (5.12), sixth in yards allowed per game

(327.1), ranking tied for second in tackles for loss (91), tied for fourth in sacks (48.0) and tied for fifth in takeaways (25).

- X Made first career start at Atlanta (11/24/19), recording a career-high five passes defended, tied for the most in a single game in the NFL in 2019 and tied for the most by a Buccaneers player in a single game since 2007 (also Carlton Davis, 2019 at Atlanta).
- X Scored first career touchdown on a 32-yard interception return from Green Bay Packers QB Aaron Rodgers (10/18/18).
- X Recorded first career interception against Arizona (11/10/19).
- X Made NFL debut vs. San Francisco (9/8/19).

### 2022 HIGHLIGHTS:

- X Recorded four tackles and one pass defended in Week 1 at Dallas (9/11).
- X Recorded five tackles, two passes defended and two interceptions in Week 2 at New Orleans. His two interceptions marked a career high for a single game and also tied his career high for a season.
- X Hauled in both interceptions against the Saints in the fourth quarter, making him the first player to record multiple interceptions in a single quarter this season. Became the first Buccaneers player to log multiple interceptions in a single quarter since Mike Edwards on Sept. 19, 2021 vs. Atlanta.
- X Recorded six tackles (one for loss) in Week 3 vs. Green Bay. Marked his first tackle for loss since Jan. 9, 2022 vs. Carolina.
- X Tallied two tackles and one pass defended in Week 4 vs. Kansas City. Has logged at least one pass defended in three of the first four weeks.



- X Recorded four tackles in Week 5 vs. Atlanta.
- X Logged five tackles in Week 6 at Pittsburgh. Also added one special teams tackle.
- X Finished with two tackles in Week 7 at Carolina.
- X Recorded four tackles and one pass defended in Week 8 vs. Baltimore. Also added two special teams tackles.

## 2021 HIGHLIGHTS:

- X Contributed to a Buccaneers defense that allowed the fifth-fewest points per game (20.8) and seventh-fewest yards per play (5.20) while ranking third in the NFL in rush defense (92.5 yards per game), allowing the fourth-fewest yards per pass play (5.97), recording the seventh-most sacks (47.0) and tying for the fifth-most takeaways (29).
- X In the season opener at Dallas (9/9), recorded a career-high nine tackles and a pass defended.
- X Against Atlanta (9/19), registered three tackles and one special teams tackle.
- X Started at L.A. Rams (9/26), before leaving with injury.
- X Inactive at New England (10/3) with a knee injury.
- X Returned to action against Miami (10/10), recording five tackles and two passes defended, including an interception.
- X At Philadelphia (10/14), tallied four passes defended, including an interception. Part of a defense that limited the Eagles to 213 total yards, including just 113 passing yards.
- X Recorded seven tackles, including one for loss, in a 38-3 win against Chicago (10/24). Helped limit the Bears to 168 net passing yards.
- X In Weeks 6-7, Tampa Bay held opponents under 175 net passing yards, the first time doing so since 2018.
- X At New Orleans (10/31), tallied four tackles.
- X Registered five tackles at Washington (11/14).
- X Notched five tackles against N.Y. Giants (11/22). Part of a defense that limited the Giants to 215 total yards, including 149 yards passing.



- X Started at Indianapolis (11/28) and recorded one tackle before leaving the game with a shoulder injury.
- X Tallied one tackle and one pass defended at Atlanta (12/5).
- X Recorded two tackles against Buffalo (12/12).
- X Inactive against New Orleans (12/19).
- X Returned to action at Carolina (12/26), tallying two tackles and a pass defended. Dean was part of a defense that held Carolina to six points and 4.1 yards per play en route to helping Tampa Bay clinch the team's first NFC South division title since 2007.
- X Tallied two tackles at N.Y. Jets (1/2/22).
- X Against Carolina (1/9/22), recorded six tackles (one for loss).
- X In the Super Wild Card Round against Philadelphia (1/16/22), tallied seven tackles and a pass defended.
- X Registered seven tackles and a forced fumble, recovered by Tampa Bay, in Divisional Round against Los Angeles Rams (1/23/22).

## COLLEGE:

- X Played in 26 career games at Auburn (2015-18), totaling 73 tackles (4.5 for loss), 17 passes defended, two interceptions, and a sack.
- X Entering the 2018 season, Dean was a preseason All-SEC second-team selection. On the year, he tied for the team lead in interceptions, with two, while posting the second-most passes defended, with nine.
- X As a redshirt sophomore (2017), tallied 43 tackles (2.5 for loss) and eight passes defended, the second-most on the team, trailing only current Buccaneers teammate Carlton Davis.

- X Suffered an injury prior to the 2016 season, missing the year.
- X Redshirted as a true freshman (2015).
- X Received a bachelor's degree from the College of Liberal Arts in May, 2018.

Florida Athletic Coaches Association's District 12 MVP.

- X Son of Yolanda Kimbrough and James Dean.
- X Has four brothers: Derrick Jr., James Jr., Jamaine and Jayden.
- X In 2020, supported RISE as part of the NFL's My Cause, My Cleats initiative.
- X In June 2019, Dean participated in Tampa's Police Department Citizen's Academy and visited MacDill's Air Force Base as part of the rookie's program.

**PERSONAL/COMMUNITY:**

- X Attended Cocoa High School (Cocoa, Florida), where he was a two-time Florida first-team Class 4A all-state pick and was named the 2014 Brevard County player of the year and the

**DEAN'S CAREER STATISTICS**

| Year              | Team      | Tackles   |           |            |            |           |            | INT        |          |           |            | Fumbles  |           |          | ST Tackles |          |          |          |          |
|-------------------|-----------|-----------|-----------|------------|------------|-----------|------------|------------|----------|-----------|------------|----------|-----------|----------|------------|----------|----------|----------|----------|
|                   |           | GP        | GS        | T          | S          | A         | Sk         | Yds        | No       | Yds       | Lg         | TD       | PD        | FF       | FR         | Yds      | T        | S        | A        |
| 2019              | Tampa Bay | 13        | 5         | 21         | 16         | 5         | 0.0        | 0.0        | 2        | 31        | 31         | 0        | 17        | 0        | 0          | 0        | 0        | 0        | 0        |
| 2020              | Tampa Bay | 14        | 7         | 59         | 48         | 11        | 0.0        | 0.0        | 1        | 32        | 32t        | 1        | 7         | 0        | 0          | 0        | 3        | 3        | 0        |
| 2021              | Tampa Bay | 15        | 11        | 52         | 43         | 9         | 0.0        | 0.0        | 2        | 6         | 6          | 0        | 9         | 0        | 0          | 0        | 1        | 1        | 0        |
| 2022              | Tampa Bay | 8         | 8         | 33         | 27         | 6         | 0.0        | 0.0        | 2        | 24        | 24         | 0        | 5         | 0        | 0          | 0        | 3        | 3        | 0        |
| <b>NFL Totals</b> |           | <b>50</b> | <b>31</b> | <b>165</b> | <b>134</b> | <b>31</b> | <b>0.0</b> | <b>0.0</b> | <b>7</b> | <b>93</b> | <b>32t</b> | <b>1</b> | <b>38</b> | <b>0</b> | <b>0</b>   | <b>0</b> | <b>7</b> | <b>7</b> | <b>0</b> |
| Playoffs          |           | Tackles   |           |            |            |           |            | INT        |          |           |            | Fumbles  |           |          | ST Tackles |          |          |          |          |
| Year              | Team      | GP        | GS        | T          | S          | A         | Sk         | Yds        | No       | Yds       | Lg         | TD       | PD        | FF       | FR         | Yds      | T        | S        | A        |
| 2020              | Tampa Bay | 4         | 4         | 16         | 15         | 1         | 0.0        | 0.0        | 0        | 0         | 0          | 0        | 3         | 0        | 0          | 0        | 0        | 0        | 0        |
| 2021              | Tampa Bay | 2         | 2         | 14         | 11         | 3         | 0.0        | 0.0        | 0        | 0         | 0          | 0        | 1         | 1        | 0          | 0        | 1        | 1        | 0        |
| <b>Postseason</b> |           | <b>6</b>  | <b>6</b>  | <b>30</b>  | <b>26</b>  | <b>4</b>  | <b>0.0</b> | <b>0.0</b> | <b>0</b> | <b>0</b>  | <b>0</b>   | <b>0</b> | <b>4</b>  | <b>1</b> | <b>0</b>   | <b>0</b> | <b>1</b> | <b>1</b> | <b>0</b> |

**SINGLE-GAME HIGHS**

**Tackles:** 9, vs. Dallas, 9/9/21  
**Interceptions:** 2, at New Orleans, 9/18/22  
**Interception TD:** 1, vs. Green Bay, 10/18/20  
**Passes Defensed:** 5, at Atlanta, 11/24/19

**DEAN'S GAME-BY-GAME STATISTICS**

**2022**

| DATE          | OPP  | TACKLES   |           |          |          |            |            | INTERCEPTIONS |          |           |           |          | FUMBLES  |          |          | ST TACKLES |          |          |          |
|---------------|------|-----------|-----------|----------|----------|------------|------------|---------------|----------|-----------|-----------|----------|----------|----------|----------|------------|----------|----------|----------|
|               |      | T         | S         | A        | TFL      | SK         | YDS        | QH            | NO       | YDS       | LG        | TD       | PD       | FF       | FR       | YDS        | T        | S        | A        |
| Sept. 11      | @DAL | 4         | 4         | 0        | 0        | 0.0        | 0.0        | 0             | 0        | 0         | 0         | 1        | 0        | 0        | 0        | 0          | 0        | 0        | 0        |
| Sept. 18      | @NO  | 5         | 3         | 2        | 0        | 0.0        | 0.0        | 0             | 2        | 24        | 24        | 0        | 2        | 0        | 0        | 0          | 0        | 0        | 0        |
| Sept. 25      | GB   | 6         | 5         | 1        | 1        | 0.0        | 0.0        | 0             | 0        | 0         | 0         | 0        | 0        | 0        | 0        | 0          | 0        | 0        | 0        |
| Oct. 2        | KC   | 2         | 2         | 0        | 0        | 0.0        | 0.0        | 0             | 0        | 0         | 0         | 1        | 0        | 0        | 0        | 0          | 0        | 0        | 0        |
| Oct. 9        | ATL  | 5         | 5         | 0        | 0        | 0.0        | 0.0        | 0             | 0        | 0         | 0         | 0        | 0        | 0        | 0        | 0          | 0        | 0        | 0        |
| Oct. 16       | @PIT | 5         | 5         | 0        | 0        | 0.0        | 0.0        | 0             | 0        | 0         | 0         | 0        | 0        | 0        | 0        | 0          | 1        | 1        | 0        |
| Oct. 23       | @CAR | 2         | 1         | 1        | 0        | 0.0        | 0.0        | 0             | 0        | 0         | 0         | 0        | 0        | 0        | 0        | 0          | 0        | 0        | 0        |
| Oct. 27       | BAL  | 4         | 3         | 1        | 0        | 0.0        | 0.0        | 0             | 0        | 0         | 0         | 1        | 0        | 0        | 0        | 0          | 2        | 2        | 0        |
| Nov. 6        | LAR  |           |           |          |          |            |            |               |          |           |           |          |          |          |          |            |          |          |          |
| Nov. 13       | SEA  |           |           |          |          |            |            |               |          |           |           |          |          |          |          |            |          |          |          |
| Nov. 27       | @CLE |           |           |          |          |            |            |               |          |           |           |          |          |          |          |            |          |          |          |
| Dec. 5        | NO   |           |           |          |          |            |            |               |          |           |           |          |          |          |          |            |          |          |          |
| Dec. 11       | @SF  |           |           |          |          |            |            |               |          |           |           |          |          |          |          |            |          |          |          |
| Dec. 18       | CIN  |           |           |          |          |            |            |               |          |           |           |          |          |          |          |            |          |          |          |
| Dec. 25       | @ARI |           |           |          |          |            |            |               |          |           |           |          |          |          |          |            |          |          |          |
| Jan. 1        | CAR  |           |           |          |          |            |            |               |          |           |           |          |          |          |          |            |          |          |          |
| Jan. 7/8      | @ATL |           |           |          |          |            |            |               |          |           |           |          |          |          |          |            |          |          |          |
| <b>TOTALS</b> |      | <b>33</b> | <b>27</b> | <b>6</b> | <b>1</b> | <b>0.0</b> | <b>0.0</b> | <b>0</b>      | <b>2</b> | <b>24</b> | <b>24</b> | <b>0</b> | <b>5</b> | <b>0</b> | <b>0</b> | <b>0</b>   | <b>3</b> | <b>3</b> | <b>0</b> |



# #30 DEE DELANEY

**CORNERBACK**  
**HT:** 5-11 **WT:** 200  
**DOB:** 2/20/95  
**NFL:** 2ND YEAR  
**ACQ:** FA, 2021  
**COLLEGE:** MIAMI



## TRANSACTIONS:

- X Originally entered the NFL as a college free agent and signed by the Jacksonville Jaguars on April 30, 2018. Added to practice squad on Sept. 2, 2018. Activated to the team's roster on Oct. 25, 2018.
- X Moved to team's practice squad on Nov. 15, 2018. Released by Jacksonville on Dec. 3, 2018.
- X Claimed by Miami Dolphins on Dec. 4, 2019. Added to practice squad on Dec. 11, 2019.
- X Signed by Miami on Feb. 1, 2019. Waived by Miami on May 1, 2019.
- X Signed by the New York Jets on July 30, 2019. Waived on Aug. 27, 2019.
- X Signed by Washington on Dec. 24, 2019. Waived on March 23, 2020.
- X Signed by Tampa Bay on May 25, 2021.

## CAREER HIGHLIGHTS:

- X Has played in 26 career games, with three starts, recording 23 tackles, two passes defended, one interception and five special teams tackles.
- X Has played in two postseason contests, with one special teams tackle.
- X Made first career start against Chicago (10/24/21), recording his first career interception.
- X Made NFL debut against Philadelphia (10/28/18).

## 2022 HIGHLIGHTS:

- X Appeared on special teams in Week 1 at Dallas (9/11).
- X Appeared on special teams in Week 2 at New Orleans (9/18), recording one tackle.
- X Appeared on special teams in Weeks 3-4.

- X Appeared on special teams in Week 5 vs. Atlanta, recording one tackle.
- X Started in Week 6 at Pittsburgh, tallying five tackles (one for loss).
- X Appeared in a reserve capacity and on special teams in Week 7 at Carolina. Finished with one tackle.
- X Recorded three tackles in Week 8 vs. Baltimore.

## 2021 HIGHLIGHTS:

- X Contributed to a Buccaneers defense that allowed the fifth-fewest points per game (20.8) and seventh-fewest yards per play (5.20) while ranking third in the NFL in rush defense (92.5 yards per game), allowing the fourth-fewest yards per pass play (5.97), recording the seventh-most sacks (47.0) and tying for the fifth-most takeaways (29).
- X Made Buccaneers debut vs. Dallas (9/9), tying for the team lead with 28 special teams snaps.
- X Tallied two special teams tackles against Atlanta (9/19), one on punt coverage, one on kickoff coverage. Also added a tackle on defense.
- X Notched four tackles at L.A. Rams (9/26).
- X Saw time on special teams at New England (10/3) and vs. Miami (10/10).
- X Played 46 snaps on defense in relief of injured CB Richard Sherman at Philadelphia (10/14), recording two tackles. Contributed to a defense that limited the Eagles to 213 yards, including just 113 passing yards.
- X Against Chicago (10/24), made first career start, recording five tackles and his first career interception. Helped limit the Bears to 168 net passing yards.
- X In Weeks 6-7, Tampa Bay held opponents under 175 net passing yards, the first time doing so since 2018.

- X Inactive at New Orleans (10/31).
- X Started at Washington (11/14), notching one tackle.
- X Saw time on special teams vs. N.Y. Giants (11/22).
- X Played in a reserve role Weeks 12-14.
- X Downed a punt at the one-yard line against New Orleans (12/19).
- X Saw 13 snaps on defense at Carolina (12/26), recording one tackle and one pass defended, helping Tampa Bay secure the team's first NFC South division title since 2007.
- X Inactive at N.Y. Jets (1/2/22).
- X Tallied a special teams tackle against Carolina (1/9/22).
- X Recorded one special teams tackle in Super Wild Card Round against Philadelphia (1/16/22).
- X Saw time on special teams in Divisional Round against Los Angeles Rams (1/23/22).

**COLLEGE/PERSONAL:**

- X As a redshirt senior at Miami (2017), he recorded 39 tackles (1.5 tackles for loss) and started six games.
- X Transferred from Miami to The Citadel after his junior year (2016).
- X First Citadel player to earn the Walter Camp FCS All-American honors twice.
- X Started in 36-of-37 games with Citadel (2013-16) and recorded 35 tackles, six interceptions and eight pass breakups.
- X Redshirted as a freshman while working with the Bulldogs' scout team (2013).
- X Attended Whale Branch Early College High School (Beaufort, South Carolina).
- X Lettered four times each in football, basketball and baseball.
- X Lettered twice in track and field.
- X Named Region 5A Wide Receiver and Offensive Player of the Year (2013).
- X Invited to play in the North/South All-Star game.

**DELANEY'S CAREER STATISTICS**

| Year              | Team         | GP        | GS       | Tackles   |           |          |            | Sk         | Yds      | INT       |           |          |          | Fumbles  |          |          | ST Tackles |          |          |          |
|-------------------|--------------|-----------|----------|-----------|-----------|----------|------------|------------|----------|-----------|-----------|----------|----------|----------|----------|----------|------------|----------|----------|----------|
|                   |              |           |          | T         | S         | A        |            |            |          | No        | Yds       | Lg       | TD       | PD       | FF       | FR       | Yds        | T        | S        | A        |
| 2018              | Jacksonville | 2         | 0        | 0         | 0         | 0        | 0.0        | 0.0        | 0        | 0         | 0         | 0        | 0        | 0        | 0        | 0        | 0          | 0        | 0        | 0        |
| 2019              | Washington   | 1         | 0        | 0         | 0         | 0        | 0.0        | 0.0        | 0        | 0         | 0         | 0        | 0        | 0        | 0        | 0        | 0          | 0        | 0        | 0        |
| 2021              | Tampa Bay    | 15        | 2        | 14        | 11        | 3        | 0.0        | 0.0        | 1        | 26        | 26        | 0        | 2        | 0        | 0        | 0        | 0          | 3        | 2        | 1        |
| 2022              | Tampa Bay    | 7         | 1        | 6         | 4         | 2        | 0.0        | 0.0        | 0        | 0         | 0         | 0        | 0        | 0        | 0        | 0        | 0          | 2        | 2        | 0        |
| <b>NFL Totals</b> |              | <b>26</b> | <b>3</b> | <b>23</b> | <b>18</b> | <b>5</b> | <b>0.0</b> | <b>0.0</b> | <b>1</b> | <b>26</b> | <b>26</b> | <b>0</b> | <b>2</b> | <b>0</b> | <b>0</b> | <b>0</b> | <b>0</b>   | <b>5</b> | <b>4</b> | <b>1</b> |
| <b>Playoffs</b>   |              |           |          |           |           |          |            |            |          |           |           |          |          |          |          |          |            |          |          |          |
| Year              | Team         | GP        | GS       | Tackles   |           |          |            | Sk         | Yds      | INT       |           |          |          | Fumbles  |          |          | ST Tackles |          |          |          |
|                   |              |           |          | T         | S         | A        |            |            |          | No        | Yds       | Lg       | TD       | PD       | FF       | FR       | Yds        | T        | S        | A        |
| 2021              | Tampa Bay    | 2         | 0        | 0         | 0         | 0        | 0.0        | 0.0        | 0        | 0         | 0         | 0        | 0        | 0        | 0        | 0        | 0          | 1        | 1        | 0        |
| <b>Postseason</b> |              | <b>2</b>  | <b>0</b> | <b>0</b>  | <b>0</b>  | <b>0</b> | <b>0.0</b> | <b>0.0</b> | <b>0</b> | <b>0</b>  | <b>0</b>  | <b>0</b> | <b>0</b> | <b>0</b> | <b>0</b> | <b>0</b> | <b>0</b>   | <b>1</b> | <b>1</b> | <b>0</b> |

## DELANEY'S GAME-BY-GAME STATISTICS

**2022**

| DATE          | OPP  | TACKLES  |          |          |          |            |            | INTERCEPTIONS |          |          |          |          | FUMBLES  |          |          | ST TACKLES |          |          |          |
|---------------|------|----------|----------|----------|----------|------------|------------|---------------|----------|----------|----------|----------|----------|----------|----------|------------|----------|----------|----------|
|               |      | T        | S        | A        | TFL      | SK         | YDS        | QH            | NO       | YDS      | LG       | TD       | PD       | FF       | FR       | YDS        | T        | S        | A        |
| Sept. 11      | @DAL | 0        | 0        | 0        | 0        | 0.0        | 0.0        | 0             | 0        | 0        | 0        | 0        | 0        | 0        | 0        | 0          | 0        | 0        | 0        |
| Sept. 18      | @NO  | 0        | 0        | 0        | 0        | 0.0        | 0.0        | 0             | 0        | 0        | 0        | 0        | 0        | 0        | 0        | 0          | 1        | 1        | 0        |
| Sept. 25      | GB   | 0        | 0        | 0        | 0        | 0.0        | 0.0        | 0             | 0        | 0        | 0        | 0        | 0        | 0        | 0        | 0          | 0        | 0        | 0        |
| Oct. 2        | KC   | 0        | 0        | 0        | 0        | 0.0        | 0.0        | 0             | 0        | 0        | 0        | 0        | 0        | 0        | 0        | 0          | 0        | 0        | 0        |
| Oct. 9        | ATL  | 0        | 0        | 0        | 0        | 0.0        | 0.0        | 0             | 0        | 0        | 0        | 0        | 0        | 0        | 0        | 0          | 1        | 1        | 0        |
| Oct. 16       | @PIT | 5        | 4        | 1        | 1        | 0.0        | 0.0        | 0             | 0        | 0        | 0        | 0        | 0        | 0        | 0        | 0          | 0        | 0        | 0        |
| Oct. 23       | @CAR | 1        | 0        | 1        | 0        | 0.0        | 0.0        | 0             | 0        | 0        | 0        | 0        | 0        | 0        | 0        | 0          | 0        | 0        | 0        |
| Oct. 27       | BAL  | 3        | 3        | 0        | 0        | 0.0        | 0.0        | 0             | 0        | 0        | 0        | 0        | 0        | 0        | 0        | 0          | 0        | 0        | 0        |
| Nov. 6        | LAR  |          |          |          |          |            |            |               |          |          |          |          |          |          |          |            |          |          |          |
| Nov. 13       | SEA  |          |          |          |          |            |            |               |          |          |          |          |          |          |          |            |          |          |          |
| Nov. 27       | @CLE |          |          |          |          |            |            |               |          |          |          |          |          |          |          |            |          |          |          |
| Dec. 5        | NO   |          |          |          |          |            |            |               |          |          |          |          |          |          |          |            |          |          |          |
| Dec. 11       | @SF  |          |          |          |          |            |            |               |          |          |          |          |          |          |          |            |          |          |          |
| Dec. 18       | CIN  |          |          |          |          |            |            |               |          |          |          |          |          |          |          |            |          |          |          |
| Dec. 25       | @ARI |          |          |          |          |            |            |               |          |          |          |          |          |          |          |            |          |          |          |
| Jan. 1        | CAR  |          |          |          |          |            |            |               |          |          |          |          |          |          |          |            |          |          |          |
| Jan. 7/8      | @ATL |          |          |          |          |            |            |               |          |          |          |          |          |          |          |            |          |          |          |
| <b>TOTALS</b> |      | <b>9</b> | <b>7</b> | <b>2</b> | <b>1</b> | <b>0.0</b> | <b>0.0</b> | <b>0</b>      | <b>0</b> | <b>0</b> | <b>0</b> | <b>0</b> | <b>0</b> | <b>0</b> | <b>0</b> | <b>0</b>   | <b>2</b> | <b>2</b> | <b>0</b> |

# #32 MIKE EDWARDS

## SAFETY

HT: 5-10 WT: 205

DOB: 5/18/96

NFL: 4TH YEAR

ACQ: D3B., 2019

COLLEGE: KENTUCKY



### ACQUIRED BY BUCS:

- X Selected in the third round (99th overall) of the 2019 NFL Draft by the Buccaneers.

### AWARDS & ACCOLADES:

- X NFC Defensive Player of the Week (Week 2, 2021).
- X Super Bowl LV Champion.

### CAREER HIGHLIGHTS:

- X Has played in 52 games, with 18 starts, totaling 152 tackles (six for loss), 20 passes defended, six interceptions (returned 181 yards, three touchdowns), three fumble recoveries (returned 31 yards) two sacks and one forced fumble. Also has two special teams tackles.
- X Played in six postseason games, with two starts, recording 22 tackles, four passes defended, two interceptions and one special teams tackle.
- X Against Atlanta (9/19/21), recorded two interceptions returned for touchdowns, becoming just the third player in team history to return multiple interceptions for a touchdown in a single game, joining Rondé Barber (10/22/06 vs. Philadelphia) and Dwight Smith (Super Bowl XXXVII vs. Oakland).
- X Tampa Bay's 2020 defense led the league in rushing yards allowed per game (80.6) and yards allowed per rush (3.60), while

ranking sixth in yards allowed per play (5.12), sixth in yards allowed per game (327.1), ranking tied for second in tackles for loss (91), tied for fourth in sacks (48.0) and tied for fifth in takeaways (25).

- X Recorded first career interception at Denver (9/27/20).
- X Recovered first career fumble vs. Indianapolis (12/8/19).
- X Notched first career sack vs. New Orleans (11/17/91).
- X Registered first career start at Carolina (9/12/19).
- X Made NFL debut vs. San Francisco (9/8/19), recording a pass defended.

### 2022 HIGHLIGHTS:

- X Recorded five tackles and one pass defended in Week 1 at Dallas (9/11).
- X Tallied three tackles, one pass defended and one interception returned 68 yards for a touchdown in Week 2 at New Orleans (9/18).
- X His pick-six in Week 2 marked his third since the beginning of 2019, tied for most in the NFL over that span.
- X Recorded a then-career-high 13 tackles (one for loss) in Week 3 vs. Green Bay. His 13 tackles marked the most by a non-linebacker since Keith Tandy recorded 14 tackles on Dec. 18, 2016 at Dallas.
- X Tallied a career-high-tying 13 tackles, one sack for five yards, one quarterback hit and one tackle for loss in Week 4 vs. Kansas City. It marked the first time in franchise history that a defensive back recorded a game with 13-or-more tackles and at least 1.0 sack.
- X He became the fourth player in franchise history (fifth time) to record 13-or-more tackles in back-to-back games, joining Lavonte David (three times), Barrett Ruud and Derrick Brooks.



- X He became the first defensive back to record 13-or-more tackles in consecutive games since Arizona's Budda Baker did so in Weeks 8-9 of the 2019 season.
- X Through four weeks, his 34 tackles were second-most in the NFL by a defensive back.
- X Tallied two tackles in Week 5 vs. Atlanta.
- X Was inactive for Week 6 at Pittsburgh.
- X Finished with six tackles in Week 7 at Carolina.
- X Recorded a team-high 11 tackles in Week 8 vs. Baltimore. It marked the third time this season he has recorded double-digit tackles and the third time this season he has led the team in tackles.
- X His three instances of 10-or-more tackles this season are tied for third-most by a defensive back in a single season in franchise history.
- X Through eight weeks, Edwards' 7.6 tackles per game led the Buccaneers and his 53 tackles were tied for third-most among defensive backs in the NFL.

## 2021 HIGHLIGHTS:

- X Led the team with three interceptions.
- X Tied for the league lead in interceptions returned for a touchdown (also Rasul Douglas, Trevon Diggs), the most by a Buccaneers player since 2014 (Danny Lanning).
- X Contributed to a Buccaneers defense that allowed the fifth-fewest points per game (20.8) and seventh-fewest yards per play (5.20) while ranking third in the NFL in rush defense (92.5 yards per game), allowing the fourth-fewest yards per pass play (5.97), recording the seventh-most sacks (47.0) and tying for the fifth-most takeaways (29).
- X Recorded four tackles in season opener against Dallas (9/9).
- X Against Atlanta (9/19/21), recorded two interceptions returned for touchdowns,



becoming just the third player in team history to return multiple interceptions for a touchdown in a single game, joining Rondé Barber (10/22/06 vs. Philadelphia) and Dwight Smith (Super Bowl XXXVII vs. Oakland).

- X Both of Edwards' interceptions returned for touchdowns came in the fourth quarter, marking only the 10th time in NFL history that a player has registered multiple interceptions returned for a touchdown in a single quarter.
- X Edwards is the first player since 1992 with two interceptions returned for touchdowns in the fourth quarter of a single game (Robert Massey, 10/4/92 vs. Washington).
- X Edwards is the first player in the NFL to record multiple interceptions returned for a touchdown in the same game since 2012 (Tennessee LB Zach Brown vs. Jacksonville, 12/30/12). There are only 31 instances in NFL history of a player

## MULTIPLE INTERCEPTIONS RETURNED FOR TOUCHDOWN (SINGLE GAME - TEAM HISTORY)

| Name                  | Date-Opponent                 | INT-TD   |
|-----------------------|-------------------------------|----------|
| <b>S Mike Edwards</b> | <b>9/19/21 vs. Atlanta</b>    | <b>2</b> |
| CB Ronde Barber       | 10/22/06 vs. Philadelphia     | 2        |
| CB Dwight Smith       | Super Bowl XXXVII vs. Oakland | 2        |

recording multiple pick-sixes in the same game, including postseason.

- X Notched three tackles at L.A. Rams (9/26).
- X At New England (10/3), registered two tackles.
- X Started against Miami, registering six tackles.
- X Started at Philadelphia (10/14), notching four tackles. Part of a defense that limited the Eagles to 213 total yards, including just 113 passing yards.
- X Against Chicago (10/24), helped limit the Bears to 168 net passing yards.
- X In Weeks 6-7, Tampa Bay held opponents under 175 net passing yards, the first time doing so since 2018.
- X Notched two tackles at New Orleans (10/31).
- X At Washington (11/14), registered five tackles and a pass defended.
- X Registered an interception against N.Y. Giants (11/22), picking off a pass from Giants QB Daniel Jones that was deflected by Buccaneers LB Devin White. Also had two tackles (one for loss).
- X Part of a defense that limited the Giants to 215 total yards, including 149 yards passing.
- X Tallied two tackles, two passes defended and his first career forced fumble at Indianapolis (11/28), with teammate Lavonte David recovering the fumble to help set up a Buccaneers touchdown drive. Also recorded a tackle on kickoff coverage.
- X Notched seven tackles at Carolina (12/26). Edwards was part of a defense that held Carolina to six points and 4.1 yards per play en route to helping Tampa Bay clinch the team's first NFC South division title since 2007.
- X Recorded one tackle at N.Y. Jets (1/2/22).
- X Against Carolina (1/9/22), registered three tackles.
- X In the Super Wild Card Round against Philadelphia (1/16/22), recorded nine tackles (one for loss) and intercepted a pass in the end zone.
- X Tallied one tackle and one special teams tackle in Divisional Round against Los Angeles Rams (1/23/22).



## COLLEGE:

- X Did not miss a game in his collegiate career, playing in 51 career games at Kentucky (2014-18), starting the final 44. He totaled 318 tackles (20.5 for loss), 23 passes defended, 10 interceptions, four forced fumbles and one fumble recovery.
- X Finished his career ranked second in school history in tackles by a defensive back, while his 10 career interceptions ranked fourth in school history.
- X Named second-team All-SEC by the Associated Press as a senior (2018), while recording 82 tackles (nine for loss), six passes defended and two interceptions. Was a member of the Thorpe Award Watch List and the Bronko Nagurski Trophy Watch List.
- X As a junior (2017), recorded 97 tackles (four for loss), seven passes defended and one sack, earning All-SEC distinction from Phil Steele.
- X In 2016, as a sophomore, Edwards registered 100 tackles (5.5 for loss), eight passes defended, three interceptions and a half sack, garnering second-team All-SEC honors from AP and third-team honors from both Athlon and Phil Steele.
- X Notched 29 tackles (two for loss), two passes defended, one forced fumble and one interception as a redshirt freshman (2015).
- X Redshirted in 2014.

## PERSONAL/COMMUNITY:

- X Attended Winton Woods High School (Cincinnati), where he was named first-team Division II All-Ohio.
- X Son of Terri and Mike Edwards Jr.
- X In 2020, supported the American Cancer Society and RISE as part of the NFL's My Cause, My Cleats initiative.



X In June 2019, rookies participated in Tampa's Police Department Citizen's Academy and visited MacDill's Air Force Base.

## EDWARDS' GAME-BY-GAME STATISTICS

| 2022          |      | TACKLES   |           |           |          |            |            | INTERCEPTIONS |          |           |            |          | FUMBLES  |          |          | ST TACKLES |          |          |          |
|---------------|------|-----------|-----------|-----------|----------|------------|------------|---------------|----------|-----------|------------|----------|----------|----------|----------|------------|----------|----------|----------|
| DATE          | OPP  | T         | S         | A         | TFL      | SK         | YDS        | QH            | NO       | YDS       | LG         | TD       | PD       | FF       | FR       | YDS        | T        | S        | A        |
| Sept. 11      | @DAL | 5         | 4         | 1         | 0        | 0.0        | 0.0        | 0             | 0        | 0         | 0          | 0        | 1        | 0        | 0        | 0          | 0        | 0        | 0        |
| Sept. 18      | @NO  | 3         | 0         | 3         | 0        | 0.0        | 0.0        | 0             | 1        | 68        | 68t        | 1        | 1        | 0        | 0        | 0          | 0        | 0        | 0        |
| Sept. 25      | GB   | 13        | 9         | 4         | 1        | 0.0        | 0.0        | 0             | 0        | 0         | 0          | 0        | 0        | 0        | 0        | 0          | 0        | 0        | 0        |
| Oct. 2        | KC   | 13        | 5         | 8         | 1        | 1.0        | 5.0        | 1             | 0        | 0         | 0          | 0        | 0        | 0        | 0        | 0          | 0        | 0        | 0        |
| Oct. 9        | ATL  | 2         | 1         | 1         | 0        | 0.0        | 0.0        | 0             | 0        | 0         | 0          | 0        | 0        | 0        | 0        | 0          | 0        | 0        | 0        |
| Oct. 16       | @PIT | Inactive  |           |           |          |            |            |               |          |           |            |          |          |          |          |            |          |          |          |
| Oct. 23       | @CAR | 6         | 4         | 2         | 0        | 0.0        | 0.0        | 0             | 0        | 0         | 0          | 0        | 0        | 0        | 0        | 0          | 0        | 0        | 0        |
| Oct. 27       | BAL  | 11        | 8         | 3         | 0        | 0.0        | 0.0        | 0             | 0        | 0         | 0          | 0        | 0        | 0        | 0        | 0          | 0        | 0        | 0        |
| Nov. 6        | LAR  |           |           |           |          |            |            |               |          |           |            |          |          |          |          |            |          |          |          |
| Nov. 13       | SEA  |           |           |           |          |            |            |               |          |           |            |          |          |          |          |            |          |          |          |
| Nov. 27       | @CLE |           |           |           |          |            |            |               |          |           |            |          |          |          |          |            |          |          |          |
| Dec. 5        | NO   |           |           |           |          |            |            |               |          |           |            |          |          |          |          |            |          |          |          |
| Dec. 11       | @SF  |           |           |           |          |            |            |               |          |           |            |          |          |          |          |            |          |          |          |
| Dec. 18       | CIN  |           |           |           |          |            |            |               |          |           |            |          |          |          |          |            |          |          |          |
| Dec. 25       | @ARI |           |           |           |          |            |            |               |          |           |            |          |          |          |          |            |          |          |          |
| Jan. 1        | CAR  |           |           |           |          |            |            |               |          |           |            |          |          |          |          |            |          |          |          |
| Jan. 7/8      | @ATL |           |           |           |          |            |            |               |          |           |            |          |          |          |          |            |          |          |          |
| <b>TOTALS</b> |      | <b>53</b> | <b>31</b> | <b>22</b> | <b>2</b> | <b>1.0</b> | <b>5.0</b> | <b>1</b>      | <b>1</b> | <b>68</b> | <b>68t</b> | <b>1</b> | <b>2</b> | <b>0</b> | <b>0</b> | <b>0</b>   | <b>0</b> | <b>0</b> | <b>0</b> |

## EDWARDS' CAREER STATISTICS

| Year              | Team      | Tackles   |           |            |            |           |            | INT         |          |           |            |          | Fumbles   |          |          | ST Tackles |          |          |          |
|-------------------|-----------|-----------|-----------|------------|------------|-----------|------------|-------------|----------|-----------|------------|----------|-----------|----------|----------|------------|----------|----------|----------|
|                   |           | GP        | GS        | T          | S          | A         | Sk         | Yds         | No       | Yds       | Lg         | TD       | PD        | FF       | FR       | Yds        | T        | S        | A        |
| 2019              | Tampa Bay | 15        | 7         | 45         | 33         | 12        | 1.0        | 9.0         | 0        | 0         | 0          | 0        | 6         | 0        | 2        | -1         | 0        | 0        | 0        |
| 2020              | Tampa Bay | 16        | 0         | 9          | 5          | 4         | 0.0        | 0.0         | 2        | 67        | 37         | 0        | 5         | 0        | 1        | 31         | 2        | 1        | 1        |
| 2021              | Tampa Bay | 14        | 4         | 45         | 33         | 12        | 0.0        | 0.0         | 3        | 46        | 31t        | 2        | 7         | 1        | 0        | 0          | 1        | 1        | 0        |
| 2022              | Tampa Bay | 7         | 7         | 53         | 31         | 22        | 1.0        | 5.0         | 1        | 68        | 68t        | 1        | 2         | 0        | 0        | 0          | 0        | 0        | 0        |
| <b>NFL Totals</b> |           | <b>52</b> | <b>18</b> | <b>152</b> | <b>102</b> | <b>50</b> | <b>2.0</b> | <b>14.0</b> | <b>6</b> | <b>68</b> | <b>68t</b> | <b>3</b> | <b>20</b> | <b>1</b> | <b>3</b> | <b>30</b>  | <b>3</b> | <b>2</b> | <b>1</b> |
| <b>Playoffs</b>   |           |           |           |            |            |           |            |             |          |           |            |          |           |          |          |            |          |          |          |
| Year              | Team      | Tackles   |           |            |            |           |            | INT         |          |           |            |          | Fumbles   |          |          | ST Tackles |          |          |          |
|                   |           | GP        | GS        | T          | S          | A         | Sk         | Yds         | No       | Yds       | Lg         | TD       | PD        | FF       | FR       | Yds        | T        | S        | A        |
| 2020              | Tampa Bay | 4         | 1         | 12         | 8          | 4         | 0.0        | 0.0         | 1        | 1         | 1          | 0        | 3         | 0        | 0        | 0          | 0        | 0        | 0        |
| 2021              | Tampa Bay | 2         | 1         | 10         | 10         | 0         | 0.0        | 0.0         | 1        | 3         | 3          | 0        | 1         | 0        | 0        | 0          | 1        | 0        | 1        |
| <b>Postseason</b> |           | <b>6</b>  | <b>2</b>  | <b>22</b>  | <b>18</b>  | <b>4</b>  | <b>0.0</b> | <b>0.0</b>  | <b>2</b> | <b>4</b>  | <b>3</b>   | <b>0</b> | <b>4</b>  | <b>0</b> | <b>0</b> | <b>0</b>   | <b>1</b> | <b>0</b> | <b>1</b> |

### SINGLE-GAME HIGHS

**Tackles:** 13, twice, last 10/2/22 vs. Kansas City  
**Interceptions:** 2, vs. Atlanta, 9/19/21  
**Interception TD:** 2, vs. Atlanta, 9/19/21  
**Passes Defensed:** 3, vs. Atlanta, 9/19/21  
**Fumble Recovery:** 1, three times, last vs. New Orleans, 11/8/20

### ADDITIONAL STATS

**ST Fumbles-Lost:** 1-1 - 1-1 in 2020

# #13

## MIKE EVANS

WIDE RECEIVER

HT: 6-5 WT: 231

DOB: 8/21/92

NFL: 9TH YEAR

ACQ: D1, 2014

COLLEGE: TEXAS A&M



### ACQUIRED BY BUCS:

- X Selected in the first round (seventh overall) of the 2014 NFL Draft by the Buccaneers.

### AWARDS & ACCOLADES:

- X Super Bowl LV Champion.
- X 4x Pro Bowl Selection (2016, 2018-19, 2021).
- X 2016 AP All-Pro Second-Team Selection
- X NFC Offensive Player of the Week (Week 11, 2014).
- X 2014 PFWA All-Rookie Team Selection.

### CAREER HIGHLIGHTS:

- X Has started 128-of-129 career games, catching 645 passes for 9,878 yards (15.3 avg.) and 78 touchdowns. Also has one rush attempt for 10 yards.
- X Has started six postseason games, recording 28 catches for 440 yards and four touchdowns.
- X Evans holds the franchise postseason records in receptions (28), receiving yards (440) and receiving touchdowns (four).
- X Since entering the NFL in 2014, he leads the league in yards per catch, is tied the league lead in receiving touchdowns, ranks third in receiving yards and ninth in receptions.
- X Has the most touchdown receptions (78), total touchdowns (79) receiving yards (9,878) and receptions (645) in franchise history.

- X Evans owns six of the top 10 Buccaneers single-game receiving marks.
- X Evans ranks tied for 33rd in NFL history with 78 receiving touchdowns and tied for 53rd in receiving yards (9,878).
- X Has recorded 32 regular season 100-yard receiving games in his career, the most in franchise history. His 32 100-yard receiving games since entering the league in 2014 are fifth-most in the NFL. Evans also has a franchise record three career 100-yard postseason contests.
- X Evans has six career games with at least 175 receiving yards, the second-most in the NFL since 2014 and tied for the eighth-most in NFL history.
- X Has 17 games with multiple touchdown receptions, the most such games in team history. His 17 games with multiple touchdown catches are tied for the most in the NFL since 2014 and tied for the 22nd-most in NFL history.
- X Evans has ranked in the top five in the NFL in receiving yards twice (2016, 2018) and the top five in receiving touchdowns four times (2014, 2016, 2020, 2021), while finishing in the top 10 in receiving touchdowns in 2019.
- X Has topped 1,000 receiving yards in each of his first eight seasons, becoming the first player in NFL history to post 1,000 or more receiving yards in each of their first eight seasons surpassing the previous record, held by Randy Moss (six seasons).

- X Evans' streak of eight consecutive 1,000 yard seasons is tied for the third-longest in NFL history, trailing only Tim Brown (nine) and Jerry Rice (11).
- X Through his first eight seasons, totaled 9,301 receiving yards, the 10th-most in any players' first eight seasons in NFL history.
- X Through his first eight seasons, totaled 75 receiving touchdowns, tied for the eighth-most in any players' first eight seasons in NFL history.
- X Evans topped 9,000 receiving yards and 75 touchdowns in his first eight seasons, joining Marvin Harrison, Randy Moss and Jerry Rice as the only players in NFL history to reach those marks in their first eight seasons.
- X Had a career-best three touchdown receptions against N.Y. Giants (9/22), joining Jimmie Giles (four vs. Miami, 10/20/85) and Morris Owens (three vs. Miami, 10/24/76) as the only players in franchise history with at least three touchdown receptions in a game to that point. All three of Evans' touchdown receptions came in the first half, joining Giles as the only players in franchise history with at least three touchdown catches in a half. Evans repeated the feat against Chicago (10/24/21), catching three touchdowns passes in the first half. Since entering the league in 2014, he is the only player with multiple games of at least three touchdown catches in a half.
- X In 2019, Evans and teammate Chris Godwin became the first receivers in NFL history to each have three games with 150-plus receiving yards in a single season. He and Godwin were also only the second-ever pair of Buccaneers receivers to top 1,000 receiving yards in the same season, joining Evans and Vincent Jackson in 2014. They are the



first pair of Buccaneers receivers to eclipse 1,100 receiving yards in the same season.

- X Evans has two career games with at least 10 catches, 175 receiving yards and two touchdowns, tied for the second-most such games in NFL history.
- X Caught a touchdown in six consecutive games played (2019-20), establishing a new franchise record.
- X In 2017, Evans became the first player in team history to have four total 1,000-yard receiving seasons. All four of his came in his first four seasons, establishing a new franchise record for consecutive 1,000-yard seasons as well. He extended his records from 2018-2020.
- X Owns three of the top 10 receiving seasons in franchise history, establishing a franchise record in 2018 (1,524), while ranking fifth in 2016 (1,256) and 10th in 2015 (1,206).
- X Owns each of the top three receiving touchdown seasons in team history, establishing a new record in 2014 (12), which he matched in 2016 and surpassed in 2020 (13).
- X Reached 7,000 receiving yards at 26 years, 81 days old and 6,000 receiving yards at 25 years, 131 days old, becoming the youngest player to reach each mark in NFL history. Reached 8,000 receiving yards at 27 years, 121 days old, the third-youngest mark in league history.
- X Caught at least three passes in 37 consecutive games (9/27/15-10/29/17), the longest streak in team history.
- X Has four career two point conversions, the most in franchise history.
- X Evans ranked 16th in NFL history in receiving touchdowns and 13th in



receiving yards for any player through their first 100 games.

- X Finished his rookie season ranking second amongst rookies and 19th in the NFL with 1,051 receiving yards, which then also marked the ninth-most receiving yards by a rookie since the 1970 NFL/AFL merger.
- X With 12 touchdown receptions as a rookie, tied for first among rookies and tied for fourth in the NFL in receiving touchdowns, while setting a new franchise rookie record.
- X Had a record-setting day at Washington (11/16/2014), finishing with seven receptions for 209 yards and two touchdowns, posting the third-best yardage total in franchise history and joining Antonio Bryant as the only other player in team history with at least 200 yards and two touchdowns in a single game, while becoming the first rookie in the NFL with at least 200 yards and two touchdowns since Anquan Boldin (217 yards in 2003).
- X Made NFL debut in start vs. Carolina on 9/7/14.

### 2022 HIGHLIGHTS:

- X Led the team in receptions (five), receiving yards (71) and touchdown receptions (one) in the season opener at Dallas (9/11).
- X In Week 1, hauled in his 76th career receiving touchdown, tying Fred



Biletnikoff and Harold Jackson for 34th-most in NFL history.

- X Recorded three receptions for 61 yards (20.3 avg.) in Week 2 at New Orleans. Led the team in receiving yards for the second straight game.
- X Was inactive for Week 3 vs. Green Bay.
- X Started his 124th career game in Week 4 vs. Kansas City, surpassing Gerald McCoy for ninth-most in franchise history. He finished with eight receptions for 103 yards and two touchdowns, surpassing James Wilder (9,449) for the most yards from scrimmage in franchise history.
- X Hauled in both touchdowns in the second quarter of Week 4, marking the eighth time in his career he has recorded multiple touchdown receptions in a single quarter.
- X With his two touchdowns in Week 4, surpassed Joey Galloway for 33rd-most receiving touchdowns in NFL history.

### 2014-22 NFL RECEIVING TD LEADERS

| Name (Current Team)           | TD        |
|-------------------------------|-----------|
| <b>1t. Mike Evans (TB)</b>    | <b>78</b> |
| 1t. Davante Adams (LV)        | 78        |
| 3. Antonio Brown (Free Agent) | 68        |
| 4. DeAndre Hopkins (ARI)      | 67        |
| 5. Travis Kelce (KC)          | 64        |

### MOST RECEIVING TD (TEAM HISTORY)

| Name (Years)                         | Rec. TD   |
|--------------------------------------|-----------|
| <b>1. WR Mike Evans (2014-Pres.)</b> | <b>78</b> |
| 2. TE Jimmie Giles (1978-86)         | 34        |
| 3. TE Cameron Brate (2014-Pres.)     | 33        |
| 4. WR Kevin House (1980-86)          | 31        |
| 5. WR Chris Godwin (2017-Pres.)      | 29        |

### 2014-22 NFL RECEIVING YARD LEADERS

| Name (Current Team)           | Yards        |
|-------------------------------|--------------|
| 1. Julio Jones (TB)           | 10,690       |
| 2. DeAndre Hopkins (ARI)      | 10,041       |
| <b>3. Mike Evans (TB)</b>     | <b>9,878</b> |
| 4. Travis Kelce (KC)          | 9,559        |
| 5. Antonio Brown (Free Agent) | 8,730        |

### MOST RECEIVING YARDS (TEAM HISTORY)

| Name (Years)                         | Rec. Yards   |
|--------------------------------------|--------------|
| <b>1. WR Mike Evans (2014-Pres.)</b> | <b>9,878</b> |
| 2. WR Mark Carrier (1987-92)         | 5,018        |
| 3. WR Chris Godwin (2017-Pres.)      | 5,011        |
| 4. WR Kevin House (1980-86)          | 4,928        |
| 5. WR Vincent Jackson (2012-16)      | 4,326        |

- X Finished with four receptions for 81 yards in the Week 5 win vs. Atlanta.
- X Hauled in four receptions for 42 yards in Week 6 at Pittsburgh.
- X Recorded a then-season-high nine receptions for 96 yards in Week 7 at Carolina.
- X Finished with six receptions for a then-season-high 123 yards in Week 8 vs. Baltimore. His 123 yards were his most since recording 181 yards on 12/26/2020 at Detroit.
- X Week 8 marked Evans' 32nd career 100-yard receiving game, good for fifth-most in the NFL since he entered the league in 2014.
- X Evans hauled in a 51-yard completion in Week 8, his longest reception since a 61-yarder on 12/8/19 vs. Indianapolis.

## 2021 HIGHLIGHTS:

- X Evans' 14 touchdown catches were the second-most in the NFL and the most in a single season in Buccaneers history.
- X Caught three passes for 24 yards in season opener against Dallas (9/9).
- X Against Atlanta (9/19), caught five passes for 75 yards and two touchdowns.
- X Posted his first 100-yard game of the 2021 season at L.A. Rams (9/26), catching eight passes for 106 yards.
- X At New England (10/3), caught seven passes for a game-high 75 receiving yards.
- X In the first quarter against the Patriots, caught a 28-yard pass from Buccaneers QB Tom Brady, marking the play that Brady surpassed Drew Brees for the most regular season passing yards in NFL history.
- X Caught six passes for 113 yards and two touchdowns against Miami (10/10).



- X Since entering the league in 2014, Evans has nine games with at least 100 yards and multiple touchdown receptions, the second-most such games in the NFL during that span.
- X At Philadelphia (10/14), caught two passes for 27 yards.
- X Caught six passes for 76 yards and three touchdowns against Chicago (10/24). Evans' three receiving touchdowns matched a career high (also 9/22/19 vs. N.Y. Giants) and marked only the fifth time in team history that a player has registered at least three receiving touchdowns in a single game.
- X In both of Evans' three-touchdown games, all three receiving touchdowns have come in the first half. He is the only player in team history to have at least three receiving touchdowns in a single half.
- X Since entering the NFL in 2014, Evans is the only player in the league to have multiple games with at least three touchdown catches in a single half.
- X Had two catches for 48 yards and a touchdown at New Orleans (10/31).
- X Caught two passes for 62 yards and one touchdown at Washington (11/14).
- X Evans joined Pro Football Hall of Famers Marvin Harrison, Calvin Johnson, Randy Moss and Jerry Rice as the only players in NFL history with 70-or-more touchdowns and 8,500+ receiving yards through 115 career games.
- X Had six receptions for 73 yards and one touchdown against N.Y. Giants (11/22). Also registered first career rush attempt, a 10-yard gain.
- X Evans' touchdown against the Giants brought his career total to 72 (71 receiving, one fumble recovery), surpassing Mike





Alstott (71) for the most touchdowns in Buccaneers history.

- X Caught three passes for 16 yards at Indianapolis (11/28).
- X At Atlanta (12/5), caught seven passes for 99 yards.
- X Recorded six catches for 91 yards (15.2 avg.) and one touchdown in an overtime win against Buffalo (12/12).
- X Caught one pass for 14 yards against New Orleans (12/19) before exiting the game with a hamstring injury.
- X Inactive at Carolina (12/26).
- X Returned to action at N.Y. Jets (1/2/22), catching four passes for 47 yards and a touchdown.
- X Caught six passes for 89 yards and two touchdowns against Carolina (1/9/22).
- X Evans finished the season with 1,035 receiving yards, surpassing the 1,000-yard receiving mark for the eighth consecutive season - the most consecutive 1,000-yard receiving seasons to begin a career in NFL history. Evans' eight consecutive seasons with 1,000 yards receiving also matched the third-longest streak overall of consecutive 1,000-yard seasons at any point in a player's career, trailing only Jerry Rice (11 consecutive) and Tim Brown (nine consecutive).
- X Evans finished the year with 14 touchdown receptions, the second-most in the NFL this season and the most in a single season in franchise history, surpassing his own record of 13 from 2020. Evans owns each of



the top four single-season marks in Buccaneers history.

- X In the Super Wild Card Round against Philadelphia (1/16/22), Evans caught nine passes for 117 yards and a touchdown. His nine receptions established a new franchise record, while his 117 receiving yards are the second-most in a postseason contest in team history.

### COLLEGE:

- X Started all 26 games in his collegiate career, finishing with 151 receptions for 2,499 yards and 17 touchdowns.
- X Registered eight career 100-yard receiving games.
- X Owns the two highest single-game receiving marks in school history 287 yards vs. Auburn (10/19/13) and 279 yards vs. Alabama (9/14/13).
- X One of only three players in SEC history to average at least 90 receiving yards per game for his career (Jabar Gaffney, Florida; Josh Reed, LSU).
- X Ranks fourth in receiving yards (2,499), fifth in receptions (151) and fifth in touchdown receptions (17) in Texas A&M history, despite playing only two seasons.
- X As a redshirt sophomore (2013), played in all 13 games, setting a school record with 1,394 receiving yards on

### MOST RECEIVING YARDS (SINGLE SEASON, TEAM HISTORY)

| Name (Year)                  | Yards        |
|------------------------------|--------------|
| <b>1. Mike Evans (2018)</b>  | <b>1,524</b> |
| 2. Mark Carrier (1989)       | 1,422        |
| 3. Vincent Jackson (2012)    | 1,384        |
| 4. Chris Godwin (2019)       | 1,333        |
| <b>5. Mike Evans (2016)</b>  | <b>1,321</b> |
| 6. Joey Galloway (2005)      | 1,287        |
| 7. Keyshawn Johnson (2001)   | 1,266        |
| 8. Antonio Bryant (2008)     | 1,248        |
| 9. Vincent Jackson (2013)    | 1,224        |
| <b>10. Mike Evans (2015)</b> | <b>1,206</b> |



69 catches. Also tied a school-record with 12 receiving touchdowns, which led the SEC and were the 10th-most in the nation.

- X Earned first-team All-American honors from The NFL Draft Report and the Associated Press.
- X A unanimous first-team All-SEC selection
- X A finalist for the Biletnikoff Award (nation's top receiver), and a semifinalist for the Maxwell Award and the Walter Camp Player of the Year Award.
- X Had an average of 20.2 yards per catch, the highest in that nation for any college player with at least 45 receptions.
- X Grabbed 17 receptions of at least 30 yards, the most in the country.
- X Notched five 100-yard performances on the year.
- X Caught seven passes for a then-career-high 279 yards against Alabama, including a career-long 95-yard touchdown. His 279 receiving yards were the most ever allowed against the Crimson Tide.
- X Had a career day against Auburn, catching 11 passes for 287 yards and four touchdowns. His four receiving touchdowns are tied for the second-most in a single game in school history.
- X As a redshirt freshman (2012), started all 13 games, catching 82 passes, the second-most in school history and the most ever by a freshman. Gained 1,105 yards, then the third-highest mark in school history, adding five receiving touchdowns.
- X Posted three 100-yard receiving games on the season.
- X Redshirted in 2011.
- X Majored in sports management.



## MOST RECEIVING TOUCHDOWNS (SINGLE SEASON, TEAM HISTORY)

| Name (Year)                 | TD        |
|-----------------------------|-----------|
| <b>1. Mike Evans (2021)</b> | <b>14</b> |
| <b>2. Mike Evans (2020)</b> | <b>13</b> |
| <b>3. Mike Evans (2014)</b> | <b>12</b> |
| <b>3. Mike Evans (2016)</b> | <b>12</b> |
| 5. Mike Williams (2010)     | 11        |

### PERSONAL:

- X Attended Ball High School (Galveston, Texas).
- X Lettered in football as a senior, his lone season.
- X Earned second-team District 24-4A honors after catching 25 passes for 648 yards and seven touchdowns.
- X Added two interceptions on defense.
- X Prep Star All-Region grid choice.
- X A standout basketball player, averaging 18.3 points, 8.4 rebounds and 5.2 assists as a senior.
- X An avid Harry Potter fan.
- X Married to the former Ashli Dotson,
- X Has three daughters, Mackenzie, Ariaah and Aliyah, and one son, Amari.
- X Born Michael Lynn Evans on August 21, 1993 in Galveston, Texas.

### COMMUNITY:

- X In 2020, supported his M1K3 Evans Family Foundation as part of the NFL's My Cause, My Cleats initiative.
- X In 2020, surprised the winners of the inaugural Buccaneers Girls in Football Scholarship.
- X As a result of all his efforts in the community, Evans has been nominated as the Buccaneers Man of Year candidate in 2019, 2020 and 2021.
- X In 2019, Evans donated two \$40,000 scholarships to Texas A&M used to establish scholarships for 10 students. He also donated \$25,000 to USF for local students in need of financial assistance. Many of Evans' contributions are not publicized, such as hosting a free camp at his high school, donating new uniforms, and participating in social justice.

- X Every year his foundation hosts 'Catch for Christmas' where Mike hosts 13 kids at the practice facility and presents them with gifts from their wish list.
- X The Mike Evans Family Foundation donated a total of \$100,000 to help support local families during the COVID-19 pandemic, donating \$50,000 to his hometown of Galveston, Texas, and another \$50,000 to United Way Suncoast.
- X Sponsors "Evans' End Zone Club" Front Row Fans section to provide a special gameday experience to local charities who would otherwise not have a chance to attend Buccaneers home games.
- X In December 2015, provided holiday gifts to children of a local family whose parents were tragically killed in a car accident.
- X In December 2014, visited patients battling illness during the holidays at All Children's Hospital in St. Petersburg.
- X In November 2014, congratulated students at Pinellas Park Middle School for winning the Fuel Up to PLAY 60 "Defend Your Turf Challenge" and led students in fitness drills.
- X In September 2014, participated in a Buccaneers Academy ribbon-cutting ceremony and helped build an outdoor class at Sheehy Elementary in Tampa.
- X In September 2014, along with UnitedHealthcare employees and teammates, helped construct 35 Learning Garden boxes/kits to be delivered to schools around Tampa Bay.
- X In June 2014, visited MacDill Air Force Base to greet service members and learn about U.S. military operations headquartered in Tampa.

## EVANS' GAME-BY-GAME STATISTICS

| <b>2022</b>   |            |           |                  |             |           |           |                |            |            |           |           |
|---------------|------------|-----------|------------------|-------------|-----------|-----------|----------------|------------|------------|-----------|-----------|
| <b>DATE</b>   | <b>OPP</b> | <b>NO</b> | <b>RECEIVING</b> |             |           |           | <b>RUSHING</b> |            |            |           |           |
|               |            |           | <b>YDS</b>       | <b>AVG</b>  | <b>LG</b> | <b>TD</b> | <b>ATT</b>     | <b>YDS</b> | <b>AVG</b> | <b>LG</b> | <b>TD</b> |
| Sept. 11      | @DAL       | 5         | 71               | 14.2        | 20        | 1         | 0              | 0          | -          | -         | 0         |
| Sept. 18      | @NO        | 3         | 61               | 20.3        | 41        | 0         | 0              | 0          | -          | -         | 0         |
| Sept. 25      | GB         |           |                  |             |           | Inactive  |                |            |            |           |           |
| Oct. 2        | KC         | 8         | 103              | 12.9        | 30        | 2         | 0              | 0          | -          | -         | 0         |
| Oct. 9        | ATL        | 4         | 81               | 20.3        | 40        | 0         | 0              | 0          | -          | -         | 0         |
| Oct. 16       | @PIT       | 4         | 42               | 10.5        | 20        | 0         | 0              | 0          | -          | -         | 0         |
| Oct. 23       | @CAR       | 9         | 96               | 10.7        | 20        | 0         | 0              | 0          | -          | -         | 0         |
| Oct. 27       | BAL        | 6         | 123              | 20.5        | 51        | 0         | 0              | 0          | -          | -         | 0         |
| Nov. 6        | LAR        |           |                  |             |           |           |                |            |            |           |           |
| Nov. 13       | SEA        |           |                  |             |           |           |                |            |            |           |           |
| Nov. 27       | @CLE       |           |                  |             |           |           |                |            |            |           |           |
| Dec. 5        | NO         |           |                  |             |           |           |                |            |            |           |           |
| Dec. 11       | @SF        |           |                  |             |           |           |                |            |            |           |           |
| Dec. 18       | CIN        |           |                  |             |           |           |                |            |            |           |           |
| Dec. 25       | @ARI       |           |                  |             |           |           |                |            |            |           |           |
| Jan. 1        | CAR        |           |                  |             |           |           |                |            |            |           |           |
| Jan. 7/8      | @ATL       |           |                  |             |           |           |                |            |            |           |           |
| <b>TOTALS</b> |            | <b>39</b> | <b>577</b>       | <b>14.8</b> | <b>51</b> | <b>3</b>  | <b>0</b>       | <b>0</b>   | <b>-</b>   | <b>-</b>  | <b>0</b>  |

## EVANS' CAREER STATISTICS

| Year              | Team      | GP         | GS         | Receiving  |              |             |            | Rushing   |          |           |             |           |          |
|-------------------|-----------|------------|------------|------------|--------------|-------------|------------|-----------|----------|-----------|-------------|-----------|----------|
|                   |           |            |            | No         | Yds          | Avg         | Lg         | TD        | Att      | Yds       | Avg         | Lg        | TD       |
| 2014              | Tampa Bay | 15         | 15         | 68         | 1,051        | 15.5        | 56t        | 12        | 0        | 0         | -           | -         | 0        |
| 2015              | Tampa Bay | 15         | 14         | 74         | 1,206        | 16.3        | 68         | 3         | 0        | 0         | -           | -         | 0        |
| 2016              | Tampa Bay | 16         | 16         | 96         | 1,321        | 13.8        | 45t        | 12        | 0        | 0         | -           | -         | 0        |
| 2017              | Tampa Bay | 15         | 15         | 71         | 1,001        | 14.1        | 42t        | 5         | 0        | 0         | -           | -         | 0        |
| 2018              | Tampa Bay | 16         | 16         | 86         | 1,524        | 17.7        | 72t        | 8         | 0        | 0         | -           | -         | 0        |
| 2019              | Tampa Bay | 13         | 13         | 67         | 1,157        | 17.3        | 67t        | 8         | 0        | 0         | -           | -         | 0        |
| 2020              | Tampa Bay | 16         | 16         | 70         | 1,006        | 14.4        | 50         | 13        | 0        | 0         | -           | -         | 0        |
| 2021              | Tampa Bay | 16         | 16         | 74         | 1,035        | 14.0        | 46         | 14        | 1        | 10        | 10.0        | 10        | 0        |
| 2022              | Tampa Bay | 7          | 7          | 39         | 577          | 14.8        | 51         | 3         | 0        | 0         | -           | -         | 0        |
| <b>NFL Totals</b> |           | <b>128</b> | <b>129</b> | <b>645</b> | <b>9,878</b> | <b>15.3</b> | <b>72t</b> | <b>78</b> | <b>1</b> | <b>10</b> | <b>10.0</b> | <b>10</b> | <b>0</b> |

| Postseason        |           | GP       | GS       | Receiving |            |             |            | Rushing  |          |          |          |          |          |
|-------------------|-----------|----------|----------|-----------|------------|-------------|------------|----------|----------|----------|----------|----------|----------|
| YEAR              | TEAM      |          |          | NO        | YDS        | AVG         | LG         | TD       | ATT      | YDS      | AVG      | LG       | TD       |
| 2020              | Tampa Bay | 4        | 4        | 11        | 204        | 18.5        | 35         | 2        | 0        | 0        | -        | -        | 0        |
| 2021              | Tampa Bay | 2        | 2        | 17        | 236        | 13.9        | 55t        | 2        | 0        | 0        | -        | -        | 0        |
| <b>NFL Totals</b> |           | <b>6</b> | <b>6</b> | <b>28</b> | <b>440</b> | <b>15.7</b> | <b>55t</b> | <b>4</b> | <b>0</b> | <b>0</b> | <b>-</b> | <b>-</b> | <b>0</b> |

### SINGLE-GAME HIGHS

**Receptions:** 12, at Seattle, 11/3/19  
**Receiving Yards:** 209, at Washington, 11/16/14  
**Receiving TDs:** 3, twice, last vs. Chicago, 10/24/21  
**Long Reception:** 72t, at Cincinnati, 10/28/18  
 34 100-Yard Receiving Games (three postseason)  
 17 games with multiple receiving touchdowns

### ADDITIONAL STATS

**Misc. Tackles:** 22 - 1 in 2022; 1 in 2021; 4 in 2019; 3 in 2018; 3 in 2017; 1 in 2016; 5 in 2015; 4 in 2014  
**Fumbles-Lost:** 4-2 - 2-1 in 2018; 1-0 in 2017; 1-1 in 2015  
**Fumble Recoveries:** 3 - 2 in 2018 (1 for TD); 1 in 2017

# #53

## OLAKUNLE FATUKASI

**LINEBACKER**

**HT:** 6-2 **WT:** 240

**DOB:** 6/11/99

**NFL:** ROOKIE

**ACQ:** FA, 2022

**COLLEGE:** RUTGERS



### ACQUIRED BY BUCS:

- X Signed by Tampa Bay as a college free agent on May 13, 2022.

### 2022 HIGHLIGHTS:

- X Appeared on special teams in Weeks 1-3.
- X Appeared on special teams in Week 4 vs. Kansas City, tallying one tackle. It marked his first career tackle.
- X Appeared on special teams in Weeks 5-7.
- X Appeared on special teams in Week 8 vs. Baltimore, tallying one tackle.

### COLLEGE:

- X Appeared in 53 career games over five seasons at Rutgers (2017-22), totaling 302 tackles (28 for loss), 7.0 sacks, seven passes defensed, four forced fumbles and four fumble recoveries.
- X Two-time team captain for the Scarlet Knights (2020-21).
- X Selected third-team All-Big Ten by the media and honorable mention by the coaches in 2021, finishing the season ranked fourth in the Big Ten and 12th nationally with 9.9 tackles per game, Recorded 89 tackles (11 for loss), 3.5 sacks, two forced fumbles and two passes defensed.
- X Posted a career-high and conference-leading 101 tackles as a senior in

2020, securing first-team All-Big Ten honors from the media and second-team recognition from the coaches. Also ranked second in the Big Ten with 11 tackles for loss, adding 3.0 sacks, two fumble recoveries and one forced fumble.

- X Played in 12 games as a junior in 2019, starting 10, tallying 85 tackles (4.5 for loss), a half-sack, one forced fumble and one fumble recovery.
- X Tied for the team lead with four special teams tackles as a sophomore in 2018, totaling 20 tackles in 11 games played.
- X Appeared in all 12 games as a true freshman, making seven tackles, including six on special teams.
- X Majored in information technology and informatics.

### PERSONAL:

- X Attended Grand Street Campus High School (Brooklyn, New York).
- X Named first-team All-New York by USA Today during his senior season, finishing with 131 tackles, 5.0 sacks, four fumble recoveries and two interceptions.
- X Rated as a consensus three-star recruit and top 10 prospect in the state of New York by ESPN, Rivals, 247Sports and Scout.

# FATUKASI'S GAME-BY-GAME STATISTICS

**2022**

| DATE          | OPP  | TACKLES  |          |          |          |            |            |          | INTERCEPTIONS |          |          |          |          | FUMBLES  |          |          | ST TACKLES |          |          |
|---------------|------|----------|----------|----------|----------|------------|------------|----------|---------------|----------|----------|----------|----------|----------|----------|----------|------------|----------|----------|
|               |      | T        | S        | A        | TFL      | SK         | YDS        | QH       | NO            | YDS      | LG       | TD       | PD       | FF       | FR       | YDS      | T          | S        | A        |
| Sept. 11      | @DAL | 0        | 0        | 0        | 0        | 0.0        | 0.0        | 0        | 0             | 0        | 0        | 0        | 0        | 0        | 0        | 0        | 0          | 0        | 0        |
| Sept. 18      | @NO  | 0        | 0        | 0        | 0        | 0.0        | 0.0        | 0        | 0             | 0        | 0        | 0        | 0        | 0        | 0        | 0        | 0          | 0        | 0        |
| Sept. 25      | GB   | 0        | 0        | 0        | 0        | 0.0        | 0.0        | 0        | 0             | 0        | 0        | 0        | 0        | 0        | 0        | 0        | 0          | 0        | 0        |
| Oct. 2        | KC   | 0        | 0        | 0        | 0        | 0.0        | 0.0        | 0        | 0             | 0        | 0        | 0        | 0        | 0        | 0        | 0        | 1          | 1        | 0        |
| Oct. 9        | ATL  | 0        | 0        | 0        | 0        | 0.0        | 0.0        | 0        | 0             | 0        | 0        | 0        | 0        | 0        | 0        | 0        | 0          | 0        | 0        |
| Oct. 16       | @PIT | 0        | 0        | 0        | 0        | 0.0        | 0.0        | 0        | 0             | 0        | 0        | 0        | 0        | 0        | 0        | 0        | 0          | 0        | 0        |
| Oct. 23       | @CAR | 0        | 0        | 0        | 0        | 0.0        | 0.0        | 0        | 0             | 0        | 0        | 0        | 0        | 0        | 0        | 0        | 0          | 0        | 0        |
| Oct. 27       | BAL  | 0        | 0        | 0        | 0        | 0.0        | 0.0        | 0        | 0             | 0        | 0        | 0        | 0        | 0        | 0        | 0        | 1          | 0        | 1        |
| Nov. 6        | LAR  |          |          |          |          |            |            |          |               |          |          |          |          |          |          |          |            |          |          |
| Nov. 13       | SEA  |          |          |          |          |            |            |          |               |          |          |          |          |          |          |          |            |          |          |
| Nov. 27       | @CLE |          |          |          |          |            |            |          |               |          |          |          |          |          |          |          |            |          |          |
| Dec. 5        | NO   |          |          |          |          |            |            |          |               |          |          |          |          |          |          |          |            |          |          |
| Dec. 11       | @SF  |          |          |          |          |            |            |          |               |          |          |          |          |          |          |          |            |          |          |
| Dec. 18       | CIN  |          |          |          |          |            |            |          |               |          |          |          |          |          |          |          |            |          |          |
| Dec. 25       | @ARI |          |          |          |          |            |            |          |               |          |          |          |          |          |          |          |            |          |          |
| Jan. 1        | CAR  |          |          |          |          |            |            |          |               |          |          |          |          |          |          |          |            |          |          |
| Jan. 7/8      | @ATL |          |          |          |          |            |            |          |               |          |          |          |          |          |          |          |            |          |          |
| <b>TOTALS</b> |      | <b>0</b> | <b>0</b> | <b>0</b> | <b>0</b> | <b>0.0</b> | <b>0.0</b> | <b>0</b> | <b>0</b>      | <b>0</b> | <b>0</b> | <b>0</b> | <b>0</b> | <b>0</b> | <b>0</b> | <b>0</b> | <b>2</b>   | <b>1</b> | <b>1</b> |

# #7

## LEONARD FOURNETTE

**RUNNING BACK**

**HT:** 6-0 **WT:** 228

**DOB:** 1/18/95

**NFL:** 6TH YEAR

**ACQ:** FA, 2020

**COLLEGE:** LSU



### ACQUIRED BY BUCS:

- X Signed by Tampa Bay as a free agent on September 6, 2020.

### ORIGINALLY ENTERED NFL:

- X Originally entered the NFL as a first-round pick (fourth overall) in the 2017 NFL Draft by the Jacksonville Jaguars.

### AWARDS & ACCOLADES:

- X Super Bowl LV Champion.
- X NFC Offensive Player of the Week (Week 12, 2021).

### CAREER HIGHLIGHTS:

- X Played with the Jacksonville Jaguars (2017-19) before joining Tampa Bay.
- X Has played in 71 games, with 60 starts, rushing 1,055 times for 4,196 yards (4.0 avg.) and 33 touchdowns, while tallying 276 receptions for 1,969 yards and seven touchdowns.
- X Has started all eight postseason contests he has played, rushing 147 times for 593 yards and nine touchdowns, while catching 34 passes for 248 yards and one touchdown.
- X Has 12 career regular season games with at least 100 rushing yards and 26 career regular season games with at least 100 scrimmage yards. Has five career postseason contests with at least 100 scrimmage yards and one 100-yard rushing game.
- X Fournette has averaged 105.1 scrimmage yards per game in the postseason - the 10th-best mark in NFL history and the second-best among active players (min. five games played).
- X Fournette's 448 yards from scrimmage in the 2020 postseason are the ninth-most in a single postseason in NFL history.

- X Set Buccaneers records for rushing yards (300) and scrimmage yards (448) in a single postseason, while also tying the team record for most touchdowns in a single postseason (four - also Mike Alstott, 2002).
- X Totaled 135 scrimmage yards in Super Bowl LV, the second-most in a postseason contest in franchise history.
- X Fournette has nine career postseason rushing touchdowns - the most among active players.
- X Fournette has 593 career postseason rushing yards, the second-most among active players.
- X Fournette has 10 career postseason touchdowns - the third-most among active players.
- X Fournette's 8.58 yards per attempt against Carolina (9/20/20) are the ninth-highest single-game mark in Buccaneers history of any player with at least 10 carries.
- X Has posted two career 1,000-yard rushing seasons (2017 & 2019), ranking in the top 10 in the NFL in both seasons.
- X In 2017, Fournette's nine rushing touchdowns were tied for third-most in the NFL.
- X Posted a career-high three rushing touchdowns in AFC Divisional Round playoff contest at Pittsburgh (1/14). His regular season high is two rushing





touchdowns, recorded six times (10/8/17 at Pittsburgh; 11/25/18 at Buffalo; 11/24/19 at Tennessee; 9/20/20 vs. Carolina; 12/20/20 at Atlanta; 10/14/21 at Philadelphia).

- X Registered a career-high 225 rushing yards against Denver (9/29/19).
- X Recorded a then-career-best 67 receiving yards at Tennessee (12/31/17).
- X Caught a career-high nine passes twice (11/24/19 at Tennessee; 12/1/19 vs. Tampa Bay).
- X Caught first career touchdown pass at N.Y. Jets (10/1/17).
- X Started in NFL debut, rushing 26 times for 100 yards and one touchdown, while catching three passes for 24 yards at Houston (9/10/17).

## 2022 HIGHLIGHTS:

- X Led the team in scrimmage yards, taking 21 carries for 127 yards (6.1 average), while adding 10 receiving yards on two catches in Week 1 at Dallas.
- X It marked his fourth 100-yard rushing performance with Tampa Bay and the 12th of his career.
- X His 127 rushing yards in Week 1 marked his most in any regular season game with the Buccaneers.
- X Led the team in scrimmage yards for a second straight game in Week 2 at New Orleans, finishing with 24 carries for 65 yards (2.7 avg.) and adding two receptions for nine yards.
- X Finished with 12 carries for 35 yards (2.9 avg.) and five receptions for 35 yards in Week 3 vs. Green Bay.
- X Recorded seven receptions for 57 yards and one touchdown in Week 4 vs. Kansas City, including a 25-yard completion on the first passing attempt of the game. It marked his longest reception as a member of the Buccaneers.
- X Hauled in a five-yard receiving touchdown in Week 4 vs. Kansas City for his first score of the season. It marked his fifth career receiving touchdown and third as a member of the Buccaneers.
- X His seven receptions in Week 3 were tied for his fourth-most in a game.



- X Fournette led the Buccaneers in rushing (14 carries, 56 yards, one touchdown), targets (11), catches (10) and receiving yards (83) in Week 5 vs. Atlanta.
- X His 10 receptions and 83 receiving yards in Week 5 established new career highs. He became the first Tampa Bay running back to have double-digit receptions since Earnest Graham had 13 on 10/21/07 at Detroit.
- X Fournette became the seventh running back (ninth time) since the beginning of the 2009 season to record 10-or-more catches, 80-or-more receiving yards and at least one receiving touchdown in a single game.
- X His 139 yards from scrimmage in Week 5 were tied for his most as a member of the Buccaneers (also, 10/3/21 at New England).
- X Fournette scored the first touchdown of the game on a one-yard rush, tying Peyton Barber, Earnest Graham and Lars Tate (15) for the 10th-most rushing touchdowns in team history.
- X Week 5 vs. Atlanta marked the third time in Fournette's career that he has recorded at least one rushing touchdown and at least one receiving touchdown.

- X Through five weeks, Fournette's 26 receptions ranked second among running backs in the NFL.
- X Led the team with 101 scrimmage yards in Week 6 at Pittsburgh, tallying 63 rushing yards and 38 receiving yards. It marked his second straight game with 100-or-more yards from scrimmage and his third in the 2022 season.
- X Through six weeks, Fournette ranks second among running backs in receptions (32) and receiving yards (232) and is tied for first in receiving touchdowns (three).
- X With his touchdown reception in Week 6, Fournette joined Austin Ekeler as the only running back to record a receiving touchdown in three consecutive games since the beginning of the 2020 season.
- X Finished with eight carries for 19 yards (2.4 avg.) and two receptions for seven yards in Week 7 at Carolina.
- X Tallied 58 yards from scrimmage and one rushing touchdown in Week 8 vs. Baltimore. He tied Ricky Bell (16) for the ninth-most rushing touchdowns in team history.
- X Through five weeks, had a team-high five touchdowns (two rushing, three receiving).

## 2021 HIGHLIGHTS:

- X NFL ranks: Tied for ninth in rushing touchdowns (eight), 10th in scrimmage yards (1,266), 10th in rushing yards (812), tied for eighth in scrimmage touchdowns (10), while recording the most receptions by a running back (69).
- X Fournette's 10 touchdowns from scrimmage tied for the 10th-most in a single season in Buccaneers history.
- X Totaled 59 scrimmage yards (32 rushing, 27 receiving) in season opener against Dallas (9/9).
- X Recorded a team-high 76 yards from scrimmage against Atlanta (9/19), with 52 rushing yards on 11 carries (4.7 avg.) and 24 rushing yards.
- X At L.A. Rams (9/26), had three catches for 26 yards and four rushes for eight yards.
- X Totaled 139 yards from scrimmage against New England (10/3), with 92 rushing yards and 47 receiving yards.

## NFL SCRIMMAGE YARDS LEADERS (SINGLE POSTSEASON)

| Name (Team, Year)                      | Yds        |
|--|------------|
| 1. John Riggins (WAS, 1982)            | 625        |
| 2. Terrell Davis (DEN, 1997)           | 619        |
| 3. Marcus Allen (LAR, 1983)            | 584        |
| 4. Larry Fitzgerald (ARI, 2008)        | 546        |
| 5. Thurman Thomas (BUF, 1990)          | 544        |
| 6. Terrell Davis (DEN, 1998)           | 537        |
| 7. Eddie George (TEN, 1999)            | 521        |
| 8. Derrick Henry (TEN, 2019)           | 467        |
| <b>9. Leonard Fournette (TB, 2020)</b> | <b>448</b> |
| 10. Hakeem Nicks (NYG, 2011)           | 444        |

His 139 yards from scrimmage are his most in a regular season game since joining Tampa Bay.

- X Against Miami (10/10), posted second consecutive game with 100 yards from scrimmage, registering 67 rushing yards and 43 receiving yards.
- X Totaled 127 yards from scrimmage (81 rushing, 46 receiving) at Philadelphia, his third consecutive game with at least 100 yards from scrimmage. Also had two rushing touchdowns.
- X Fournette's three consecutive games with at least 100 yards from scrimmage tied for the seventh-longest streak in franchise history and the longest since 2012 (Doug Martin, six games).
- X From 2020-21, Fournette had three games with at least two rushing touchdowns, tied for the seventh-most such games in the league during that time.
- X Totaled 90 yards from scrimmage (81 rushing, 9 receiving) against Chicago. Also had a rushing touchdown.
- X Fournette's rushed for a touchdown in Weeks 5-7, the longest streak by a Buccaneers player since 2018 (Peyton Barber, 11/18/18 at N.Y. Giants-12/2/18 vs. Carolina).
- X Totaled 43 yards of offense at New Orleans (10/31).
- X At Washington (11/14), caught a team-leading eight passes for 45 yards and rushed 11 times for 47 yards, finishing the day with 92 yards from scrimmage.
- X Registered 74 yards from scrimmage (35 rushing, 39 receiving) against N.Y. Giants (11/22).

- X Rushed 17 times for 100 yards and three touchdowns, while catching seven passes for 31 yards and one touchdown at Indianapolis (11/28).
- X Fournette joined Jonathan Taylor as the only players to record at least three rushing touchdowns and one receiving touchdown in the same game in 2021. Fournette is the first player in Buccaneers history to do so.
- X Fournette's four touchdowns tied Jimmie Giles (10/20/85 at Miami) and Doug Martin (11/4/12 at Oakland) for the most scrimmage touchdowns in a single game in Buccaneers history.
- X Totaled 92 yards of offense (44 rushing, 48 receiving) at Atlanta (12/5), including a receiving touchdown.
- X Recorded 132 yards of offense in an overtime win against Buffalo (12/12), rushing 19 times for 113 yards (5.9 avg.), including a 47-yard touchdown run. Also had four receptions for 19 yards.
- X Against New Orleans (12/19), combined for 67 yards of offense before exiting the game with a hamstring injury.

## **COLLEGE:**

- X Played in 32 games at LSU (2014-16), rushing for 3,830 yards and 40 touchdowns, while recording 4,981 all-purpose yards and 42 total touchdowns.
- X Set or tied 23 school records during his career (eight single-season, five single-game, seven bowl and three career).
- X Finished his career ranked second in school history in all-purpose yards per game (155.7), third in total touchdowns (42), fourth in rushing touchdowns (40) and all-purpose yards (4,981).
- X Holds LSU career records for yards per play (6.2), rushing yards per game

(119.7), 200-yard rushing games (five) and consecutive 100-yard rushing games (nine)

- X Fastest player in LSU history to reach 2,000 and 3,000 yards.

## **PERSONAL:**

- X Attended St. Augustine (La.) High School.
- X Has a daughter, Lyric, and one son, Leonard IV.
- X His brother, Lanard, also played running back while at LSU.
- X Listed as the No. 1 overall prospect by ESPN.com and Scout.com.
- X Selected to the Parade All-America first team.
- X Awarded the 2013 and 2014 Louisiana Gatorade Player of the Year awards, the first player in the state to win the award twice.
- X In 2021, donated \$100,000 to Hurricane Ida relief.
- X In 2020, supported Boys & Girls Clubs of Tampa Bay as part of the NFL's My Cause, My Cleats initiative.
- X Contributed funds to ensure that more than 7,000 meals were distributed weekly to his hometown of New Orleans via the Second Harvest Food Bank in response to COVID-19 hardships
- X Led a peaceful protest alongside Jacksonville Mayor Lenny Curry in support for the Black Lives Matter movement in downtown Jacksonville in June 2020
- X Has a daughter, Lyric, and one son, Leonard IV.
- X His brother, Lanard, also played running back while at LSU.

## FOURNETTE'S GAME-BY-GAME STATISTICS

| DATE          | OPP  | ATT        | RUSHING    |            |           |          | RECEIVING |            |            |           |          |
|---------------|------|------------|------------|------------|-----------|----------|-----------|------------|------------|-----------|----------|
|               |      |            | YDS        | AVG        | LG        | TD       | NO        | YDS        | AVG        | LG        | TD       |
| Sept. 11      | @DAL | 21         | 127        | 6.1        | 17        | 0        | 2         | 10         | 5.0        | 9         | 0        |
| Sept. 18      | @NO  | 24         | 65         | 2.7        | 13        | 0        | 2         | 9          | 4.5        | 7         | 0        |
| Sept. 25      | GB   | 12         | 35         | 2.9        | 6         | 0        | 5         | 35         | 7.0        | 17        | 0        |
| Oct. 2        | KC   | 3          | -3         | -1.0       | 3         | 0        | 7         | 57         | 8.1        | 25        | 1        |
| Oct. 9        | ATL  | 14         | 56         | 4.0        | 14        | 1        | 10        | 83         | 8.3        | 21        | 1        |
| Oct. 16       | @PIT | 21         | 63         | 3.0        | 13        | 0        | 6         | 38         | 6.3        | 11        | 1        |
| Oct. 23       | @CAR | 8          | 19         | 2.4        | 9         | 0        | 2         | 7          | 3.5        | 7         | 0        |
| Oct. 27       | BAL  | 9          | 24         | 2.7        | 9         | 1        | 3         | 34         | 11.3       | 15        | 0        |
| Nov. 6        | LAR  |            |            |            |           |          |           |            |            |           |          |
| Nov. 13       | SEA  |            |            |            |           |          |           |            |            |           |          |
| Nov. 27       | @CLE |            |            |            |           |          |           |            |            |           |          |
| Dec. 5        | NO   |            |            |            |           |          |           |            |            |           |          |
| Dec. 11       | @SF  |            |            |            |           |          |           |            |            |           |          |
| Dec. 18       | CIN  |            |            |            |           |          |           |            |            |           |          |
| Dec. 25       | @ARI |            |            |            |           |          |           |            |            |           |          |
| Jan. 1        | CAR  |            |            |            |           |          |           |            |            |           |          |
| Jan. 7/8      | @ATL |            |            |            |           |          |           |            |            |           |          |
| <b>TOTALS</b> |      | <b>112</b> | <b>386</b> | <b>3.4</b> | <b>17</b> | <b>2</b> | <b>37</b> | <b>273</b> | <b>7.4</b> | <b>25</b> | <b>3</b> |

## FOURNETTE'S CAREER STATISTICS

| Year              | Team         | GP        | GS        | Rushing      |              |            |            | Receiving |            |              |            |           |          |
|-------------------|--------------|-----------|-----------|--------------|--------------|------------|------------|-----------|------------|--------------|------------|-----------|----------|
|                   |              |           |           | Att.         | Yds          | Avg.       | Lg         | TD        | No.        | Yds          | Avg        | Lg        | TD       |
| 2017              | Jacksonville | 13        | 13        | 268          | 1,040        | 3.9        | 90t        | 9         | 36         | 302          | 8.4        | 28        | 1        |
| 2018              | Jacksonville | 8         | 8         | 133          | 439          | 3.3        | 25         | 5         | 22         | 185          | 8.4        | 31        | 1        |
| 2019              | Jacksonville | 15        | 15        | 265          | 1,152        | 4.3        | 81         | 3         | 76         | 522          | 6.9        | 27        | 0        |
| 2020              | Tampa Bay    | 13        | 3         | 97           | 367          | 3.8        | 46t        | 6         | 36         | 233          | 6.5        | 20        | 0        |
| 2021              | Tampa Bay    | 14        | 13        | 180          | 812          | 4.5        | 47t        | 8         | 69         | 454          | 6.6        | 23        | 2        |
| 2022              | Tampa Bay    | 8         | 8         | 112          | 386          | 3.4        | 17         | 2         | 37         | 273          | 7.4        | 25        | 3        |
| <b>NFL Totals</b> |              | <b>71</b> | <b>60</b> | <b>1,055</b> | <b>4,196</b> | <b>4.0</b> | <b>90t</b> | <b>33</b> | <b>276</b> | <b>1,969</b> | <b>7.1</b> | <b>31</b> | <b>7</b> |
| Postseason        |              | GP        | GS        | Rushing      |              |            |            | Receiving |            |              |            |           |          |
| Year              | Team         |           |           | Att.         | Yds          | Avg.       | Lg         | TD        | No.        | Yds          | Avg        | Lg        | TD       |
| 2017              | Jacksonville | 3         | 3         | 70           | 242          | 3.5        | 18t        | 4         | 7          | 44           | 6.3        | 12        | 0        |
| 2020              | Tampa Bay    | 4         | 4         | 64           | 300          | 4.7        | 27t        | 3         | 18         | 148          | 8.2        | 22        | 1        |
| 2021              | Tampa Bay    | 1         | 1         | 13           | 51           | 3.9        | 11         | 2         | 9          | 56           | 6.2        | 19        | 0        |
| <b>NFL Totals</b> |              | <b>8</b>  | <b>8</b>  | <b>147</b>   | <b>593</b>   | <b>4.0</b> | <b>27t</b> | <b>9</b>  | <b>34</b>  | <b>248</b>   | <b>7.3</b> | <b>22</b> | <b>1</b> |

### SINGLE-GAME HIGHS

**Rushing Yards:** 225, at Denver, 9/29/19 (w/Jacksonville)  
**Rushing TDs:** 3, twice, at Indianapolis, 11/28/21 & at Pittsburgh, AFC Divisional Round, 1/14/18 (w/Jacksonville)  
**Receptions:** 10, vs. Atlanta, 10/9/22  
**Receiving Yards:** 83, vs. Atlanta, 10/9/22  
**Receiving TDs:** 1, seven times, last at Pittsburgh, 10/16/22  
 12 career 100-yard rushing games (one postseason)

### ADDITIONAL STATS

**Fumbles-Lost:** 4-1 - 1-0 in 2021; 1-1 in 2019; 2-0 in 2017  
**Fumble Recoveries:** 1 - 1 in 2019  
**Misc. Tackles:** 4 - 1 in 2021; 2 in 2019; 1 in 2017

# #11

## BLAINE GABBERT

QUARTERBACK

HT: 6-5 WT: 235

DOB: 10/15/89

NFL: 12TH YEAR

ACQ: FA, 2019

COLLEGE: MISSOURI



### ACQUIRED BY BUCS:

- X Signed by Tampa Bay as a free agent on March 27, 2019.

### ORIGINALLY ENTERED NFL:

- X Originally entered the NFL as a first-round pick (10th overall) of the Jacksonville Jaguars in the 2011 NFL Draft.

### AWARDS & ACCOLADES:

- X Super Bowl LV Champion

### CAREER HIGHLIGHTS:

- X Played with Jacksonville (2011-13), the San Francisco 49ers (2014-16), Arizona Cardinals (2017) and Tennessee Titans (2018) before joining the Buccaneers.
- X Has played in 66 career regular season games, with 48 starts, completing 858-of-1,525 passes for 9,273 yards, with 50 touchdowns and 47 interceptions, for a passer rating of 72.5. Has also rushed 193 times for 641 yards and three touchdowns.
- X Recorded a career-best three passing touchdowns at Houston (11/19/17).
- X Threw for a career-high 354 yards against St. Louis Rams (1/3/16).
- X Notched first career rushing touchdown at Chicago Bears (12/6/15).
- X Completed a career-high 71.1 percent of passes against Detroit (11/4/12), going 27-of-38.
- X Made first career start at Carolina Panthers (9/25/11), throwing a touchdown.
- X Made NFL debut at New York Jets (9/18/11), playing in relief and completing five-of-six passes for 52 yards.

### 2022 HIGHLIGHTS:

- X Did not play in Weeks 1-8.

### 2021 HIGHLIGHTS:

- X Did not play Weeks 1, 3-4, 6, 10, 12-15, 17.
- X Kneled out the final series vs. Atlanta (9/19).
- X Saw time in relief against Miami (10/10), completing all three passes attempted for 41 yards before kneeling to end the game.
- X Against Chicago (10/24), saw time in relief of Tom Brady, completing two-of-three passes for 15 yards.
- X Saw time in relief against N.Y. Giants (11/22), completing both pass attempts for 11 yards before kneeling to end the game.
- X Played three snaps in relief at Carolina (12/26).
- X Saw time in relief against Carolina (1/9/22).

### COLLEGE/PERSONAL/COMMUNITY:

- X Started 26-of-31 games in three seasons at Missouri (2008-10), completing 568-of-933 passes for 6,822 yards, with 40 touchdowns and 18 interceptions.
- X Finished his career ranked third in school history in passing yards (6,822) and second in passer efficiency (132.6).
- X Attended Parkway West High School (Ballwin, Missouri), earning MVP honors at EA Sports Elite 11 QB camp prior to his senior season.
- X Played in the U.S. Army All-America Bowl following his senior season.
- X Born Blaine Williamson Gabbert on October 15, 1989 in Ballwin, Missouri.
- X In 2020, supported the Army Ranger Lead The Way Fund as part of the NFL's My Cause, My Cleats initiative.
- X Gabbert participated in the 7th Annual Cut for a Cure with the National Pediatric Cancer Foundation and helped raise \$100,000.

# GABBERT'S CAREER STATISTICS

| Year              | Team          | Passing         |           |              |            |             |              |            | Yds       |           |            |            | RTG        |             |
|-------------------|---------------|-----------------|-----------|--------------|------------|-------------|--------------|------------|-----------|-----------|------------|------------|------------|-------------|
|                   |               | GP              | GS        | Att          | Cmp        | Pct         | Yds          | Y/A        | TD        | Int       | Lg         | Sk         |            | Lst         |
| 2011              | Jacksonville  | 15              | 14        | 413          | 210        | 50.8        | 2,214        | 5.4        | 12        | 11        | 74t        | 40         | 293        | 65.4        |
| 2012              | Jacksonville  | 10              | 10        | 278          | 162        | 58.3        | 1,662        | 6.0        | 9         | 6         | 80t        | 22         | 158        | 77.4        |
| 2013              | Jacksonville  | 3               | 3         | 86           | 42         | 48.8        | 481          | 5.6        | 1         | 7         | 67t        | 12         | 67         | 36.0        |
| 2014              | San Francisco | 1               | 0         | 7            | 3          | 42.9        | 38           | 5.4        | 1         | 0         | 20t        | 0          | 0          | 100.0       |
| 2015              | San Francisco | 8               | 8         | 282          | 178        | 63.1        | 2,031        | 7.2        | 10        | 7         | 71t        | 25         | 164        | 86.2        |
| 2016              | San Francisco | 6               | 5         | 160          | 91         | 56.9        | 925          | 5.8        | 5         | 6         | 75t        | 11         | 48         | 68.4        |
| 2017              | Arizona       | 5               | 5         | 171          | 95         | 55.6        | 1,086        | 6.4        | 6         | 6         | 52t        | 23         | 149        | 71.9        |
| 2018              | Tennessee     | 8               | 3         | 101          | 61         | 60.4        | 626          | 6.2        | 4         | 4         | 35         | 5          | 37         | 74.9        |
| 2019              | Tampa Bay     | Injured Reserve |           |              |            |             |              |            |           |           |            |            |            |             |
| 2020              | Tampa Bay     | 4               | 0         | 16           | 9          | 56.3        | 143          | 8.9        | 2         | 0         | 35         | 1          | 7          | 125.8       |
| 2021              | Tampa Bay     | 6               | 0         | 11           | 7          | 63.6        | 67           | 6.1        | 0         | 0         | 23         | 1          | 10         | 97.7        |
| <b>NFL Totals</b> |               | <b>66</b>       | <b>48</b> | <b>1,525</b> | <b>858</b> | <b>56.3</b> | <b>9,273</b> | <b>6.1</b> | <b>50</b> | <b>47</b> | <b>80t</b> | <b>139</b> | <b>923</b> | <b>72.5</b> |

| Rushing       |               | Att             | Yds        | Avg        | Lg         | TD       |
|---------------|---------------|-----------------|------------|------------|------------|----------|
| 2011          | Jacksonville  | 48              | 98         | 2.0        | 12         | 0        |
| 2012          | Jacksonville  | 18              | 56         | 3.1        | 10         | 0        |
| 2013          | Jacksonville  | 9               | 32         | 3.6        | 7          | 0        |
| 2014          | San Francisco | 1               | 5          | 5.0        | 5          | 0        |
| 2015          | San Francisco | 32              | 185        | 5.8        | 44t        | 1        |
| 2016          | San Francisco | 40              | 173        | 4.3        | 24         | 2        |
| 2017          | Arizona       | 22              | 82         | 3.7        | 12         | 0        |
| 2018          | Tennessee     | 6               | 0          | 0.0        | 1          | 0        |
| 2019          | Tampa Bay     | Injured Reserve |            |            |            |          |
| 2020          | Tampa Bay     | 9               | 16         | 1.8        | 16         | 0        |
| 2021          | Tampa Bay     | 8               | -4         | -0.7       | 0          | 0        |
| <b>Totals</b> |               | <b>193</b>      | <b>641</b> | <b>3.3</b> | <b>44t</b> | <b>3</b> |

## ADDITIONAL STATS

**Fumbles-Lost:** 33-11 - 1-0 in 2020; 7-2 in 2017, 4-1 in 2015, 2-0 in 2013, 5-3 in 2012, 14-5 in 2011

**Misc. Tackles:** 4 - 2 in 2018, 1 in 2015; 1 in 2011

## SINGLE-GAME HIGHS

**Pass Attempts:** 50, vs. Cincinnati, 12/20/15 (w/San Francisco)

**Pass Completions:** 30, vs. Cincinnati, 12/20/15 (w/San Francisco)

**Completion Percentage:** 71.1, vs. Detroit, 11/4/12 (w/Jacksonville)

**Passing Yards:** 354, vs. St. Louis, 1/3/16 (w/San Francisco)

**Touchdowns:** 3, at Houston, 11/19/17 (w/Arizona)

**Quarterback Rating:** 106.3, vs. Detroit, 11/4/12 (w/Jacksonville - min. 14 attempts)

**Long Pass:** 80-yard touchdown, at Indianapolis, 9/23/12 (w/Jacksonville)



# #17

## RUSSELL GAGE JR.

WIDE RECEIVER

HT: 6-0 WT: 184

DOB: 1/22/96

NFL: 5TH YEAR

ACQ: UFA (ATL), 2022

COLLEGE: LSU



### ACQUIRED BY BUCS:

- X Signed by Tampa Bay on March 18, 2022, as an unrestricted free agent from the Atlanta Falcons.

### ORIGINALLY ENTERED NFL:

- X Originally entered the NFL as a sixth-round pick (194th overall) by the Atlanta Falcons in the 2018 NFL Draft.

### CAREER HIGHLIGHTS:

- X Has played in 68 career regular season games, including 25 starts, hauling in 222 receptions for 2,296 yards and 10 touchdowns. Has also rushed six times for 21 yards.
- X One of four NFC South wide receivers with 60-or-more receptions and 750-plus receiving yards in both 2020 and 2021, joining Mike Evans, Chris Godwin and D.J. Moore.
- X Set single-season career highs in receptions (72), receiving yards (786) and receiving touchdowns (four) in 2020, while matching his career high with four touchdowns again in 2021.
- X Has three career games with 100-or-more receiving yards, with the first coming vs. Seattle (9/13/20).
- X Recorded a career-high 12 receptions on 9/25/22 vs. Green Bay
- X Notched his first career touchdown reception vs. New Orleans (11/28/19).
- X Made NFL debut at Philadelphia (9/6/18).

### 2022 HIGHLIGHTS:

- X Hauled in two receptions for 13 yards in Week 1 at Dallas (9/11).

- X Recorded a team-high five receptions for 28 yards in Week 2 at New Orleans (9/18). 19-of-28 yards came after the catch.
- X Hauled in a career-high 12 receptions for 87 yards and one touchdown in Week 3 vs. Tampa Bay. Marked his first career touchdown with the Buccaneers.
- X Recorded five catches on Tampa Bay's final drive of the game, tied for his most on a single drive (also 1/9/22 vs. New Orleans, w/Atlanta).
- X Hauled in two receptions for 24 yards in Week 4 vs. Kansas City.
- X Recorded two receptions for 20 yards in Week 5 vs. Atlanta and Week 6 at Pittsburgh.
- X Tallied four receptions for 49 yards in Week 7 at Carolina.
- X Was inactive for Week 8 vs. Baltimore.

### 2021 HIGHLIGHTS:

- X Appeared in 14 games for Atlanta in 2021, making nine starts, recording 66 receptions for 770 yards and four touchdowns.
- X Inactive Weeks 3-5.
- X Recorded four receptions for 67 yards (16.8 avg.) and one touchdown at Miami (10/24/21).
- X Tallied six receptions for 62 yards and one touchdown at Jacksonville (11/28/21).
- X Recorded a career-high 11 receptions and 130 receiving yards vs. Tampa Bay in 2021 (12/5/21).
- X Notched eight receptions for 91 yards and one touchdown at San Francisco (12/19/21).

X Finished the 2021 season by making nine receptions for 126 yards and one touchdown vs. New Orleans (1/9/22).

### COLLEGE:

X During his four-year stay in Baton Rouge, Gage Jr. played in 27 games with six starts, totaling 26 receptions for 347 yards and four touchdowns, adding 232 rushing yards and one rushing touchdown. He also made 19 tackles on special teams throughout his collegiate career.

X Named team captain in 2017.

X Earned LSU Co-Special Teams Player of the Year honors in 2017 alongside D.J. Chark.

### PERSONAL:

X Attended Redemptorist High School (Baton Rouge, Louisiana), playing on offense, defense and special teams.

X Majored in interdisciplinary studies at LSU.

X Born Russell Gage Jr. on January 22, 1996, in Baton Rouge, Louisiana.

## GAGE JR.'S CAREER STATISTICS

| YEAR              | TEAM      | GP        | GS        | RECEIVING  |              |             |            | RUSHING   |          |           |            |           |          |
|-------------------|-----------|-----------|-----------|------------|--------------|-------------|------------|-----------|----------|-----------|------------|-----------|----------|
|                   |           |           |           | NO         | YDS          | AVG         | LG         | TD        | ATT      | YDS       | AVG        | LG        | TD       |
| 2018              | Atlanta   | 15        | 0         | 6          | 63           | 10.5        | 22         | 0         | 0        | 0         | 0.0        | 0         | 0        |
| 2019              | Atlanta   | 16        | 4         | 49         | 446          | 9.1         | 19         | 1         | 4        | 12        | 3.0        | 6         | 0        |
| 2020              | Atlanta   | 16        | 8         | 72         | 786          | 10.9        | 35         | 4         | 2        | 9         | 4.5        | 11        | 0        |
| 2021              | Atlanta   | 14        | 9         | 66         | 770          | 11.7        | 49t        | 4         | 0        | 0         | 0.0        | 0         | 0        |
| 2022              | Tampa Bay | 7         | 4         | 29         | 231          | 8.0         | 20         | 1         | 0        | 0         | 0.0        | 0         | 0        |
| <b>NFL Totals</b> |           | <b>68</b> | <b>25</b> | <b>222</b> | <b>2,296</b> | <b>10.3</b> | <b>49t</b> | <b>10</b> | <b>6</b> | <b>21</b> | <b>3.5</b> | <b>11</b> | <b>0</b> |

### SINGLE-GAME HIGHS

**Receptions:** 11, vs. Tampa Bay, 12/5/21  
**Receiving Yards:** 130, vs. Tampa Bay, 12/5/21  
**Receiving TDs:** 1, nine times, last vs. NO, 1/9/22  
**Long Reception:** 49t, at Miami, 10/24/21  
 3 100-Yard Receiving Games

### ADDITIONAL STATS

**ST Tackles:** 8 – 2 in 2019; 6 in 2018  
**Fumbles-Lost:** 4-4 – 1-1 in 2022; 2-2 in 2021; 1-1 in 2019  
**Misc. Tackles:** 1 – 1 in 2021

## GAGE'S GAME-BY-GAME STATISTICS

### 2022

| DATE          | OPP  | NO        | YDS        | RECEIVING  |           |          | TD       | ATT      | RUSHING  |          |          | TD |
|---------------|------|-----------|------------|------------|-----------|----------|----------|----------|----------|----------|----------|----|
|               |      |           |            | AVG        | LG        | YDS      |          |          | AVG      | LG       |          |    |
| Sept. 11      | @DAL | 2         | 13         | 6.5        | 7         | 0        | 0        | 0        | -        | -        | 0        |    |
| Sept. 18      | @NO  | 5         | 28         | 5.6        | 10        | 0        | 0        | 0        | -        | -        | 0        |    |
| Sept. 25      | GB   | 12        | 87         | 7.3        | 15        | 1        | 0        | 0        | -        | -        | 0        |    |
| Oct. 2        | KC   | 2         | 24         | 12.0       | 14        | 0        | 0        | 0        | -        | -        | 0        |    |
| Oct. 9        | ATL  | 2         | 20         | 10.0       | 14        | 0        | 0        | 0        | -        | -        | 0        |    |
| Oct. 16       | @PIT | 2         | 20         | 10.0       | 11        | 0        | 0        | 0        | -        | -        | 0        |    |
| Oct. 23       | @CAR | 4         | 39         | 9.8        | 20        | 0        | 0        | 0        | -        | -        | 0        |    |
| Oct. 27       | BAL  |           |            |            |           |          |          |          |          |          |          |    |
| Nov. 6        | LAR  |           |            |            |           |          |          |          |          |          |          |    |
| Nov. 13       | SEA  |           |            |            |           |          |          |          |          |          |          |    |
| Nov. 27       | @CLE |           |            |            |           |          |          |          |          |          |          |    |
| Dec. 5        | NO   |           |            |            |           |          |          |          |          |          |          |    |
| Dec. 11       | @SF  |           |            |            |           |          |          |          |          |          |          |    |
| Dec. 18       | CIN  |           |            |            |           |          |          |          |          |          |          |    |
| Dec. 25       | @ARI |           |            |            |           |          |          |          |          |          |          |    |
| Jan. 1        | CAR  |           |            |            |           |          |          |          |          |          |          |    |
| Jan. 7/8      | @ATL |           |            |            |           |          |          |          |          |          |          |    |
| <b>TOTALS</b> |      | <b>29</b> | <b>231</b> | <b>8.0</b> | <b>20</b> | <b>1</b> | <b>0</b> | <b>0</b> | <b>-</b> | <b>-</b> | <b>0</b> |    |

# #92

## WILLIAM GHOLSTON

DEFENSIVE LINEMAN

HT: 6-6 WT: 281

DOB: 7/31/91

NFL: 10TH YEAR

ACQ: D4B, 2013

COLLEGE: MICHIGAN STATE



### ACQUIRED BY BUCS:

- X Selected in the fourth round (126th overall) of the 2013 NFL Draft by the Buccaneers.

### AWARDS & ACCOLADES:

- X Super Bowl LV Champion.

### CAREER HIGHLIGHTS:

- X Has played in 144 career regular season games, including 82 starts, totaling 373 tackles (54 for loss), 75 quarterback hits, 19.5 sacks, 12 passes defended, two forced fumbles, two fumble recoveries, and four blocked kicks.
- X Has played in six postseason games, with one start, recording five tackles (one for loss) and four quarterback hits.
- X His 144 games played are 10th-most in Buccaneers history.
- X Tampa Bay's 2020 defense led the league in rushing yards allowed per game (80.6) and yards allowed per rush (3.60), while ranking sixth in yards allowed per play (5.12), sixth in yards allowed per game (327.1), ranking tied for second in tackles for loss (91), tied for fourth in sacks (48.0) and tied for fifth in takeaways (25).
- X In 2020, Gholston led the Buccaneers tied for 15th in the league with a career-high 20 quarterback hits, tied for the seventh-most in the league by an interior defensive lineman.
- X A key contributor on the Buccaneers defense in 2019, which led the league in rushing yards allowed and opposing rushing average.
- X Collected a career-high 12 tackles in Thursday Night Football win at Carolina (9/12/19).
- X Registered first career forced fumble in win at Philadelphia (11/22/15).

- X Recorded first career partial sack on Monday Night Football against Miami (11/11/13).
- X Made first career start at St. Louis (12/22/13).
- X Made NFL debut at New England (9/22/13).
- X Registered first career blocked field goal vs. Baltimore (10/12/14).
- X Blocked extra point at New Orleans (9/20/15).
- X Posted first career multi-sack game with two in win vs. Atlanta (12/6).

### 2022 HIGHLIGHTS:

- X Recorded one tackle and one quarterback hit in Week 1 at Dallas (9/11).
- X Tallied one quarterback hit in Week 2 at New Orleans (9/18).
- X Recorded two tackles and one quarterback hit in Week 3 vs. Green Bay.
- X Tallied three tackles in Week 4 vs. Kansas City.
- X Recorded four tackles in Week 5 vs. Atlanta.
- X With his start against the Falcons in Week 5, he surpassed Warren Sapp (140) for the 10th-most games played in franchise history.
- X Tallied two tackles in Week 6 at Pittsburgh.
- X Finished with three tackles in Week 7 at Carolina.
- X Recorded a then-season-high six tackles in Week 8 vs. Baltimore.

### 2021 HIGHLIGHTS:

- X Contributed to a Buccaneers defense that allowed the fifth-fewest points per game (20.8) and seventh-fewest yards per play (5.20) while ranking third in the NFL in rush defense (92.5 yards

per game), allowing the fourth-fewest yards per pass play (5.97), recording the seventh-most sacks (47.0) and tying for the fifth-most takeaways (29).

- X Registered one tackle in season opener against Dallas (9/9). Part of a defense that limited the Cowboys to 60 rushing yards.
- X Tallied two tackles (one for loss) and a quarterback hit against Atlanta (9/19). Part of a defense that held the Falcons to 55 rushing yards on 20 attempts (2.8 avg.).
- X Registered his first sack of the season at L.A. Rams (9/26), dropping Rams QB Matthew Stafford for a 12-yard loss. Finished the game with three tackles.
- X At New England (10/3), tallied a sack of Patriots QB Mac Jones, one of three quarterback hits on the day. Finished the game with four tackles. Was part of a defense that held the Patriots to -1 yards rushing - the fewest allowed in a game in Buccaneers history and the fewest allowed by any NFL team since 2007.
- X Started against Miami (10/10), helping limit the Dolphins to 39 rushing yards.
- X At Philadelphia (10/14), tallied one tackle. Part of a Buccaneers defense that limited the Eagles to just 213 total yards.
- X Recorded two tackles at Washington (11/14).
- X Against N.Y. Giants (11/22), registered two tackles. Part of a defense that limited the Giants to 215 total yards, including 149 yards passing.
- X Registered three tackles (one for loss) at Indianapolis (11/28).
- X Tallied six tackles and two quarterback hits at Atlanta (12/5).
- X Played in a reserve role in an overtime win against Buffalo (12/12).



- X Recorded six tackles (one for loss) against New Orleans (12/19). Part of a defense that limited the Saints to just 212 yards of offense and 3.5 yards per play.
- X Registered a career-high 2.5 sacks at Carolina (12/26). Gholston's sacks were part of the seven by Tampa Bay on the day - the team's most in a single game since 2013.
- X Gholston was part of a defense that held Carolina to six points and 4.1 yards per play en route to helping Tampa Bay clinch the team's first NFC South division title since 2007.
- X Registered one tackle and one quarterback hit at N.Y. Jets (1/2/22).
- X Notched two tackles against Carolina (1/9/22).
- X Played in a reserve role in the Super Wild Card Round win against Philadelphia (1/16/22).
- X In Divisional Round against Los Angeles Rams (1/23/22), recorded two tackles (one for loss).

#### **COLLEGE:**

- X Started 24-of-36 games he played at Michigan State (2010-12), totaling 142 tackles, 13 passes defended, 10.0 sacks, two forced fumbles, one fumble recovery and 30.0 tackles for loss.
- X Entered the NFL Draft after his junior season
- X Finished his Michigan State career ranked 10th in school history in tackles for loss (30.0).
- X Recorded 10 passes defended in 2012, the most by a defensive lineman in Spartans history and the most amongst FBS defensive linemen.



- X Two-time winner of the Danziger Award for defense (most outstanding Detroit-area player).
- X Led the Spartans in sacks (4.5) and tackles for loss (13.0) as a junior.
- X Earned second-team All-Big Ten honors from the media, while earning honorable mention from the league's coaches in 2012. Earned second-team All-Big Ten Honors from Phil Steele.
- X Named a quarterfinalist for the Lombardi Award (college lineman of the year) in 2012.
- X Chosen as Defensive Player of the Game in the 2012 Buffalo Wild Wings Bowl.
- X Tallied 16.0 tackles for loss as a sophomore, tied for the seventh-most in Michigan State single-season history.
- X Recorded 5.0 tackles for loss in the 2012 Outback Bowl, the third-most in Michigan State history and the most ever in a bowl game, earning a spot on the ESPN.com and Yahoo! Sports All-Bowl teams.
- X Named All-Big Ten second team by coaches and media, while also being selected for the second-team All-Big Ten by Yahoo! Sports as a sophomore.
- X Selected to the CollegeFootballNews.com's second-team All-Sophomore team in 2011.
- X Led the team in tackles for loss (16.0), the seventh-most in Michigan State history.
- X Majored in human development and family studies.

### PERSONAL:

- X Attended Southeastern High School (Detroit, Michigan).
- X Chosen as an All-American by EA Sports, MaxPreps, SuperPrep and PrepStar (Dream Team).



- X Ranked as a Top 60 recruit by Tom Lemming (No. 12), Rivals.com (No. 21), Lindy's (No. 21), Athlon Sports (No. 24), Scout.com (No. 29), ESPN (No. 42) and Sporting News (No. 60).
- X Ranked as one of the top defensive ends in the country by Tom Lemming (No. 3), Rivals.com (No. 3, strongside), Scouts, Inc. (No. 3), Scout.com (No. 4), Lindy's (No. 5) and Athlon Sports (No. 5).
- X Rated as the top player in the state of Michigan by the Detroit News, Detroit Free Press, Rivals.com, Scout.com and Lansing State Journal.
- X Recorded 115 tackles as a senior, including 44.0 for loss, 27.0 sacks, 10 forced fumbles, two blocked punts and an interception returned for a touchdown.
- X Led the Public School League in tackles (101) and sacks (15.0) as a junior, while also tallying 37.0 tackles for loss.
- X Transferred from Mumford High School (Detroit, Michigan) following his sophomore season.
- X During his two seasons at Mumford, Gholston played both ways, recording 183 tackles, 28.0 sacks and two interceptions to go along with 55 catches for 970 yards and 14 touchdowns.
- X Cousin Vernon Gholston was a first-round selection of the New York Jets in the 2008 NFL Draft.
- X Born William Gholston on July 31, 1991, in Detroit, Michigan.

### COMMUNITY:

- X In 2020, supported the Tampa Bay Buccaneers Foundation as part of the NFL's My Cause, My Cleats initiative.
- X Gholston, along with the defensive lineman hosted the 8th annual "D-Line Delivers Christmas". Local families were surprised with a tour of AdventHealth



Training Center, dinner with D-Line, and a shopping spree at Target.

- X In December 2017, partnered with United Healthcare to build a playground along the historic Clarence Fort Freedom Trail in Tampa.
- X Served as an honorary starter with his mother, Dawn Ward, a breast cancer survivor at the Buccaneers annual Treasure Chest 5K, 10K, Fun Run & Corporate Challenge in October 2017.
- X In November 2015, helped deliver canned goods and toys to Metropolitan Ministries for the annual Raymond James "Sack Hunger Stack Toys" program.
- X Along with the defensive line, purchased toys and hosted a surprise shopping spree for underprivileged families in the "D-Line Does Christmas" event in December 2013-17.
- X Helped hand out candy to trick-or-treaters from Buccaneers Academy schools attending Lowry Park Zoo's ZooBoo KIDS Halloween event in October 2015.
- X Paired up with United Way volunteers and students to install a "Learning Garden" at Davis Elementary in September 2015.
- X Had his head shaved by children battling cancer for the Buccaneers Cut for a Cure in 2014, 2015 and 2016 to raise funds and awareness for the National Pediatric Cancer Foundation.
- X In October 2014, visited Metropolitan Ministries to play games with children for the Ministries' annual Fall Festival.
- X In September 2014, participated in a Buccaneers Academy ribbon-cutting ceremony and helped build an outdoor class at Sheehy Elementary in Tampa.
- X In September 2014, interacted with military members stationed overseas through a Pro vs. GI Joe event at the Buccaneers-sponsored USO Welcome Center at Tampa International Airport.
- X In February 2014 presented students at Pizzo Elementary with \$2,000-worth



of PE equipment for winning the Buccaneers PLAY 60 Challenge.

- X As part of the 2013 Buccaneers Rookie Club, took part in a variety of community service events, including: visiting patients at St. Joseph's Children's Hospital in Tampa; hosting an ice cream social for military veterans at James Haley VA Hospital; participating in a team-building scavenger hunt with the Boys & Girls Clubs of Tampa at Busch Gardens; hosting a bowling outing with Big Brothers/Big Sisters of Tampa Bay; challenging youths from the Central City YMCA in games at a local arcade; visiting local servicemen and servicewomen at MacDill Air Force Base; hosting a "Salute to Service" Barbecue with USAA at U.S. Coast Guard Sector St. Petersburg; greeting veterans at Bay Pines VA Hospital; visiting young patients over the holidays at All Children's Hospital; and singing Christmas carols to residents at Westminster Palms Retirement Home.



## GHOLSTON'S CAREER STATISTICS

| Year              | Team      | GP         | GS        | Tackles    |            |            | Sk          | Yds          | INT      |          |          |          | Fumbles   |          |          | ST Tackles |          |          |          |
|-------------------|-----------|------------|-----------|------------|------------|------------|-------------|--------------|----------|----------|----------|----------|-----------|----------|----------|------------|----------|----------|----------|
|                   |           |            |           | T          | S          | A          |             |              | No       | Yds      | Lg       | TD       | PD        | FF       | FR       | Yds        | T        | S        | A        |
| 2013              | Tampa Bay | 12         | 2         | 30         | 14         | 16         | 2.0         | 14.0         | 0        | 0        | 0        | 0        | 3         | 0        | 0        | 0          | 0        | 0        | 0        |
| 2014              | Tampa Bay | 15         | 9         | 42         | 28         | 14         | 2.0         | 13.0         | 0        | 0        | 0        | 0        | 3         | 0        | 0        | 0          | 0        | 0        | 0        |
| 2015              | Tampa Bay | 16         | 11        | 67         | 47         | 20         | 3.0         | 7.0          | 0        | 0        | 0        | 0        | 2         | 1        | 0        | 0          | 0        | 0        | 0        |
| 2016              | Tampa Bay | 14         | 14        | 49         | 37         | 12         | 3.0         | 24.0         | 0        | 0        | 0        | 0        | 0         | 1        | 1        | 0          | 0        | 0        | 0        |
| 2017              | Tampa Bay | 14         | 10        | 36         | 21         | 15         | 0.0         | 0.0          | 0        | 0        | 0        | 0        | 0         | 0        | 0        | 0          | 0        | 0        | 0        |
| 2018              | Tampa Bay | 16         | 2         | 10         | 7          | 3          | 1.0         | 5.0          | 0        | 0        | 0        | 0        | 0         | 0        | 0        | 0          | 0        | 0        | 0        |
| 2019              | Tampa Bay | 16         | 8         | 38         | 26         | 12         | 1.0         | 10.0         | 0        | 0        | 0        | 0        | 2         | 0        | 0        | 0          | 0        | 0        | 0        |
| 2020              | Tampa Bay | 16         | 12        | 44         | 24         | 20         | 3.0         | 23.0         | 0        | 0        | 0        | 0        | 2         | 0        | 1        | 1          | 0        | 0        | 0        |
| 2021              | Tampa Bay | 17         | 10        | 36         | 21         | 15         | 4.5         | 33.5         | 0        | 0        | 0        | 0        | 0         | 0        | 0        | 0          | 0        | 0        | 0        |
| 2022              | Tampa Bay | 8          | 4         | 12         | 10         | 11         | 0.0         | 0.0          | 0        | 0        | 0        | 0        | 0         | 0        | 0        | 0          | 0        | 0        | 0        |
| <b>NFL Totals</b> |           | <b>144</b> | <b>82</b> | <b>373</b> | <b>235</b> | <b>138</b> | <b>19.5</b> | <b>129.5</b> | <b>0</b> | <b>0</b> | <b>0</b> | <b>0</b> | <b>12</b> | <b>2</b> | <b>2</b> | <b>1</b>   | <b>0</b> | <b>0</b> | <b>0</b> |
| Playoffs          |           | Tackles    |           |            | INT        |            |             |              | Fumbles  |          |          | Tackles  |           |          |          |            |          |          |          |
| Year              | Team      | GP         | GS        | T          | S          | A          | Sk          | Yds          | No       | Yds      | Lg       | TD       | PD        | FF       | FR       | Yds        | T        | S        | A        |
| 2020              | Tampa Bay | 4          | 0         | 2          | 1          | 1          | 0.0         | 0.0          | 0        | 0        | 0        | 0        | 0         | 0        | 0        | 0          | 0        | 0        | 0        |
| 2021              | Tampa Bay | 2          | 0         | 2          | 2          | 0          | 0.0         | 0.0          | 0        | 0        | 0        | 0        | 0         | 0        | 0        | 0          | 0        | 0        | 0        |
| <b>Postseason</b> |           | <b>6</b>   | <b>0</b>  | <b>4</b>   | <b>3</b>   | <b>1</b>   | <b>0.0</b>  | <b>0.0</b>   | <b>0</b> | <b>0</b> | <b>0</b> | <b>0</b> | <b>0</b>  | <b>0</b> | <b>0</b> | <b>0</b>   | <b>0</b> | <b>0</b> | <b>0</b> |

### SINGLE-GAME HIGHS

**Tackles:** 11, at St. Louis, 12/17/15  
**Sacks:** 2.0, vs. Atlanta, 12/6/13  
**Passes Defended:** 2, vs. San Francisco, 12/15/13  
**Fumble Recovery:** 1, twice, last vs. Kansas City, 11/29/20  
**Forced Fumble:** 1, vs. Baltimore, 10/12/14  
**Blocked FG:** 1, twice, last vs. Atlanta, 12/18/17  
**Blocked XP:** 1, twice, last at Carolina, 12/24/17

## GHOLSTON'S GAME-BY-GAME STATISTICS

**2022**

| DATE          | OPP  | TACKLES   |           |           |          |            |            | INTERCEPTIONS |          |          |          | FUMBLES  |          |          | ST TACKLES |          |          |          |          |
|---------------|------|-----------|-----------|-----------|----------|------------|------------|---------------|----------|----------|----------|----------|----------|----------|------------|----------|----------|----------|----------|
|               |      | T         | S         | A         | TFL      | SK         | YDS        | QH            | NO       | YDS      | LG       | TD       | PD       | FF       | FR         | YDS      | T        | S        | A        |
| Sept. 11      | @DAL | 1         | 0         | 1         | 0        | 0.0        | 0.0        | 1             | 0        | 0        | 0        | 0        | 0        | 0        | 0          | 0        | 0        | 0        | 0        |
| Sept. 18      | @NO  | 0         | 0         | 0         | 0        | 0.0        | 0.0        | 1             | 0        | 0        | 0        | 0        | 0        | 0        | 0          | 0        | 0        | 0        | 0        |
| Sept. 25      | GB   | 2         | 1         | 1         | 0        | 0.0        | 0.0        | 1             | 0        | 0        | 0        | 0        | 0        | 0        | 0          | 0        | 0        | 0        | 0        |
| Oct. 2        | KC   | 3         | 2         | 1         | 0        | 0.0        | 0.0        | 0             | 0        | 0        | 0        | 0        | 0        | 0        | 0          | 0        | 0        | 0        | 0        |
| Oct. 9        | ATL  | 4         | 1         | 3         | 0        | 0.0        | 0.0        | 0             | 0        | 0        | 0        | 0        | 0        | 0        | 0          | 0        | 0        | 0        | 0        |
| Oct. 16       | @PIT | 2         | 0         | 2         | 0        | 0.0        | 0.0        | 0             | 0        | 0        | 0        | 0        | 0        | 0        | 0          | 0        | 0        | 0        | 0        |
| Oct. 23       | @CAR | 3         | 2         | 1         | 0        | 0.0        | 0.0        | 0             | 0        | 0        | 0        | 0        | 0        | 0        | 0          | 0        | 0        | 0        | 0        |
| Oct. 27       | BAL  | 6         | 4         | 2         | 0        | 0.0        | 0.0        | 0             | 0        | 0        | 0        | 0        | 0        | 0        | 0          | 0        | 0        | 0        | 0        |
| Nov. 6        | LAR  |           |           |           |          |            |            |               |          |          |          |          |          |          |            |          |          |          |          |
| Nov. 13       | SEA  |           |           |           |          |            |            |               |          |          |          |          |          |          |            |          |          |          |          |
| Nov. 27       | @CLE |           |           |           |          |            |            |               |          |          |          |          |          |          |            |          |          |          |          |
| Dec. 5        | NO   |           |           |           |          |            |            |               |          |          |          |          |          |          |            |          |          |          |          |
| Dec. 11       | @SF  |           |           |           |          |            |            |               |          |          |          |          |          |          |            |          |          |          |          |
| Dec. 18       | CIN  |           |           |           |          |            |            |               |          |          |          |          |          |          |            |          |          |          |          |
| Dec. 25       | @ARI |           |           |           |          |            |            |               |          |          |          |          |          |          |            |          |          |          |          |
| Jan. 1        | CAR  |           |           |           |          |            |            |               |          |          |          |          |          |          |            |          |          |          |          |
| Jan. 7/8      | @ATL |           |           |           |          |            |            |               |          |          |          |          |          |          |            |          |          |          |          |
| <b>TOTALS</b> |      | <b>21</b> | <b>10</b> | <b>11</b> | <b>0</b> | <b>0.0</b> | <b>0.0</b> | <b>3</b>      | <b>0</b> | <b>0</b> | <b>0</b> | <b>0</b> | <b>0</b> | <b>0</b> | <b>0</b>   | <b>0</b> | <b>0</b> | <b>0</b> | <b>0</b> |

# #14 CHRIS GODWIN

WIDE RECEIVER

HT: 6-1 WT: 209

DOB: 2/27/96

NFL: 6TH YEAR

ACQ: D3A, 2017

COLLEGE: PENN STATE



## ACQUIRED BY BUCS:

- X Selected in the third round (84th overall) of the 2017 NFL Draft by the Buccaneers.

## AWARDS & ACCOLADES:

- X Super Bowl LV Champion.
- X 2019 AP Second-Team All-Pro
- X 2019 Pro Bowl Selection
- X 2x NFC Offensive Player of the Week (Week 12, 2019; Week 17, 2017)

## CAREER HIGHLIGHTS:

- X Has played in 78 regular season games, with 52 starts, totaling 377 receptions for 5,011 yards (13.3 avg.) with 29 receiving touchdowns. Also has seven rushing attempts for 33 yards and one touchdown.
- X Has started four postseason contests, catching 16 passes for 232 yards and a touchdown. Also has one six-yard rush.
- X Godwin's 232 postseason receiving yards are the second-most in Buccaneers playoff history and the most in a single postseason in franchise history.
- X Ranks third in franchise history in receptions (377) and receiving yards (5,011), fifth in touchdown receptions (29) and seventh in total touchdowns (30).
- X Since becoming a full-time starter in 2019, ranks ninth in the NFL in receptions (284), 11th in receiving yards (3,644) and tied for 16th in receiving touchdowns (21).
- X Has 16 career 100-yard games in the regular season (five in 2021, one in 2020, six in 2019, three in 2018, one in 2017), the second-most such games

in franchise history. Also has one 100-yard receiving game in the postseason.

- X Has five career games with multiple touchdown receptions (three in 2019, one in 2018), tied for the second-most such games in franchise history.
- X Since 2019, Godwin has posted four games with at least 100 receiving yards and multiple receiving touchdowns, tied for the third-most-such games in the NFL in that span.
- X Ranked fourth in the NFL in receiving touchdowns (nine) and third in the league in receiving yards (1,333) in 2019, earning his first career Pro Bowl berth. his nine touchdown catches were then-tied for the fifth-most in a single season in team history while his 1,333 receiving yards ranked fourth and his 86 receptions were tied for third-most.
- X In 2019, Godwin and teammate Mike Evans became the first receivers in NFL history to each have three games with 150-plus receiving yards in a single season.
- X Set a franchise single-game record with 15 receptions at Atlanta (12/5).
- X Posted a career-high 184 receiving yards at Atlanta (11/24/19), including



a career-long 71-yard touchdown reception, helping him earn NFC Offensive Player of the Week honors.

- X Registered a career day at L.A. Rams (9/29/19), catching 12 passes for 172 yards and two touchdowns, establishing new career best marks for receptions and receiving yards in a single game, while registering his second career multi-touchdown game.
- X Had a career-best two touchdown catches against Atlanta (12/30/18), which he later matched at L.A. Rams (9/29/19), at New Orleans (10/6/19) at Atlanta (11/24/19) and vs. Atlanta (1/3/21).
- X Caught a touchdown in four straight games (Week 17, 2017-Week 3, 2018), tying the then franchise record for most consecutive games with a touchdown catch.
- X Earned NFC Offensive Player of the Week against the New Orleans Saints (12/31/17), after catching seven passes for 111 yards and the game-winning touchdown with under a minute to play. It marked a career high in receptions, as well as his first career touchdown and first career 100-yard game.
- X Made first career start against N.Y. Jets (11/12/17).
- X Caught first career pass against Minnesota, an 18-yard reception (9/24/17).
- X Made NFL debut against Chicago (9/17/17).

## 2022 HIGHLIGHTS:

- X Hauled in three receptions for 35 yards, including a 24-yard bubble screen on the first play of the game, before leaving with an injury in Week 1 at Dallas (9/11).
- X Was inactive for Week 2 at New Orleans (9/18) and Week 3 vs. Green Bay (9/25).



## 2019-22 RECEIVING YARDS/GAME LEADERS

| Name (Current Team)          | Rec. | Yds./Gm     |
|------------------------------|------|-------------|
| 1. Justin Jefferson (MIN)    |      | 94.2        |
| 2. Davante Adams (LVR)       |      | 90.5        |
| 3. Cooper Kupp (LAR)         |      | 86.7        |
| 4. Stefon Diggs (BUF)        |      | 84.6        |
| 5 Tyreek Hill (MIA)          |      | 83.4        |
| 6. Travis Kelce (KC)         |      | 80.1        |
| <b>7t. Chris Godwin (TB)</b> |      | <b>79.2</b> |
| 7t. DeAndre Hopkins (ARI)    |      | 79.2        |
| 9. Calvin Ridley (JAX)       |      | 76.4        |
| 10. A.J. Brown (PHI)         |      | 73.1        |

- X Recorded a then-season-high seven receptions for 59 yards (8.4 avg.) in Week 4 vs. Kansas City.
- X Hauled in six receptions for 61 yards in the Week 5 win vs. Atlanta.
- X Recorded a then-season-high 95 receiving yards on six receptions in Week 6 at Pittsburgh.
- X Finished with a then-season-high-tying seven receptions for 43 yards in Week 7 at Carolina.
- X In Week 7, he surpassed Kevin House (4,928) for the third-most receiving yards in franchise history.
- X Finished with six receptions for 75 yards in Week 8 vs. Baltimore. Hauled in a 44-yard reception, his longest since a 44-yarder on 10/31/21 at New Orleans.

## 2021 HIGHLIGHTS:

- X Led the team in receptions (98) and receiving yards (1,103). Godwin's 98 receptions marked the second-most in a single season in Buccaneers history.
- X In the season opener against Dallas (9/9), had a team-leading nine receptions for 105 yards (11.7 avg.) and one touchdown.
- X Godwin's totals against Dallas gave him his 12th career regular season game with at least 100 receiving yards, eclipsing Joey Galloway and Keyshawn Johnson for the fifth-most such games in franchise history.
- X Against Atlanta (9/19), Godwin caught four passes for 62 yards and a touchdown.
- X Godwin now has 26 career regular season touchdown receptions, surpassing Mike

Williams (25 from 2010-13) for seventh-most in team history.

- X Caught six passes for 74 yards (12.3 avg.) and had a two-yard rushing touchdown - the first of his career - at L.A. Rams (9/26).
- X Dating back to 2020, Godwin scored a touchdown in six consecutive regular season games, matching the longest streak in franchise history (also: Mike Evans, 2019-20; Earnest Graham, 2007).
- X At New England (10/3), caught three passes for 55 yards (18.3 avg.), including receptions on consecutive plays to help set up Tampa Bay's field goal on the final possession of the first half.
- X With his totals at New England, Godwin surpassed Keyshawn Johnson for the seventh-most receiving yards in franchise history.
- X Caught seven passes for 70 yards at Miami (10/10). With his totals, surpassed Vincent Jackson for the 10th-most reception in team history.
- X At Philadelphia (10/14), caught five passes for 43 yards.
- X Caught eight passes for 111 yards and one touchdown against Chicago (10/24).
- X At New Orleans (10/31), caught eight passes for 140 yards and one touchdown.
- X Caught seven passes for 57 yards at Washington (11/14).
- X Against N.Y. Giants (11/22), caught six passes for 65 yards and one touchdown.
- X With his touchdown against the Giants, Godwin now has 29 career receiving touchdowns surpassing Joey Galloway (28) for the fifth-most receiving touchdowns in franchise history. Godwin now has 30 career touchdowns from scrimmage (28 receiving, one rushing), surpassing Joey Galloway (29) and tying Cameron Brate (30) and for the sixth-most scrimmage touchdowns in team history.



- X Godwin surpassed Mike Alstott (305) and Warrick Dunn (306) for the fourth-most receptions in team history with his totals against the Giants.
- X Caught four passes for 24 yards and had a three-yard rush at Indianapolis (11/28).
- X With his totals against the Colts, Godwin surpassed Vincent Jackson (4,326) for the fourth-most receiving yards in franchise history.
- X At Atlanta (12/5), caught 15 passes for 143 yards. Godwin's 15 receptions set a Buccaneers single-game record and are the most by any player in a game this season.
- X With his totals at Atlanta, Godwin surpassed Mark Carrier (321) for the third-most receptions in franchise history.
- X Caught 10 passes for 105 yards in an overtime win against Buffalo (12/12).
- X Godwin now has 16 career 100-yard receiving games in his career, surpassing Mark Carrier (15) for the second-most such games in Buccaneers history.
- X Godwin caught at least 10 passes in consecutive games, marking only the third time in franchise history that a player has done so (also: Mike Evans, 2019; James Wilder, 1984).
- X Against New Orleans (12/19), had six receptions for 49 yards before exiting the game with a knee injury.

## COLLEGE:

### 2017 NFL DRAFT CLASS RECEIVING YARD LEADERS

| Name (Current Team)         | Yards        |
|-----------------------------|--------------|
| 1. Cooper Kupp (LAR)        | 6,203        |
| <b>2. Chris Godwin (TB)</b> | <b>5,011</b> |
| 3. George Kittle (SF)       | 4,808        |
| 4. JuJu Smith-Schuster (KC) | 4,349        |
| 5. Mike Williams (LAC)      | 4,157        |

### 2017 NFL DRAFT CLASS RECEIVING TD LEADERS

| Name (Current Team)          | TD        |
|------------------------------|-----------|
| 1. Cooper Kupp (LAR)         | 45        |
| <b>2t. Chris Godwin (TB)</b> | <b>29</b> |
| 2t. Mike Williams (LAC)      | 29        |
| 4. JuJu Smith-Schuster (KC)  | 28        |
| 5. Two Players Tied          | 22        |

- X Played in 40 games, with 28 starts, catching 153 passes for 2,404 yards (15.7 avg.) and 18 touchdowns.
- X Ranks fourth in Penn State history in touchdown receptions (18) and receiving yards (2,404), while standing at seventh on the all-time reception list (153).
- X Recorded nine 100-yard receiving games (three in 2016, five in 2015 and against Boston College in the 2014 New Era Pinstripe Bowl) and five games with multiple touchdown catches (four in 2016, one in 2015).
- X Started all 14 games as a true junior (2016), catching 59 passes for 982 yards and 11 touchdowns. His 11 touchdown receptions were the second-most in a single season in Penn State history.
- X Earned All-Bowl team honors from NCAA.com, Sports Illustrated, Athlon Sports (second team) and Associated Press (honorable mention), while also being named to the ESPN.com Big Ten All-Bowl Team.
- X Named All-Big Ten by Pro Football Focus (second team) Phil Steele and Athlon Sports (third team) and the league's coaches (honorable mention).
- X In the Rose Bowl against USC, recorded a career-high and Penn State bowl record 187 receiving yards, the fourth-most in Rose Bowl history, while adding two touchdown catches, which tied the school's bowl game record.
- X During his sophomore season (2015), started 11-of-13 games caught 69 passes for 1,101 yards and five touchdowns. He became one of only three Penn State receivers to eclipse 1,000 receiving yards in a season (also Bobby Engram & Allen Robinson) and his 1,101 yards are the second-most in a single season in school history.
- X Named All-Big ten by the Big Ten media (second team) and coaches (third team), while earning second-team All-Big Ten honors from the Associated Press.
- X As a true freshman (2014), was named to the BTN.com Big Ten All-Freshman Team after playing in 13 games with three starts, catching 26 passes for 338 yards and two touchdowns.



- X Earned ESPN.com All-Bowl Team honors after catching seven passes for 140 yards and one touchdown against Boston College in the New Era Pinstripe Bowl.

### PERSONAL:

- X Attended Middletown High School (Middletown, Delaware)
- X As a senior, set a Delaware prep record with 18 receiving touchdowns and was named Delaware Gatorade Player of the Year, as well as being named first-team all-state and first-team All-Blue Hen Conference.
- X Selected to play in the Under Armour All-American Game.
- X Son of Rod Sr. and Lisa Godwin. Has a brother, Marcus, and two sisters, Sharhonda and Rian.
- X Married to Mariah.
- X Born Rod Christopher Godwin on February 27, 1996 in Philadelphia, Pennsylvania.

### COMMUNITY:

- X In 2020, supported his Team Godwin Foundation as part of the NFL's My Cause, My Cleats initiative.
- X In 2019, Godwin launched his foundation. The Team Godwin Foundation helps

provide at-risk children and animals a second chance through advocacy and financial support.

- X Godwin sat in on bail and probation hearings at the Hillsborough County Courthouse on Tuesday to gain perspective on the criminal justice system.
- X As a response to COVID-19, Godwin invited Bucs fans to send him a tweet shouting out an unsung hero and rewarded first responders around the country.
- X In November 2019, launched the Team Godwin Foundation, an organization designed to provide financial assistance to local shelter and rescue groups.

- X In December 2017, visited Lopez Elementary School in Seffner to present a \$10,000 Fuel Up to Play 60 Hometown Grant, an initiative developed by the NFL to provide grants to support physical activity and nutrition programs in school districts.
- X In December 2017, visited patients battling illness at All Children's Hospital in St. Petersburg to raise their spirits during the holidays.
- X In June 2017, toured MacDill Air Force Base to greet military servicemen and servicewomen and learn about the important role that the base plays in the Tampa community and beyond.
- X In June 2017, went go-karting with first-year members from Tampa Fire Rescue.



## GODWIN'S CAREER STATISTICS

| YEAR              | TEAM      | RECEIVING |           |            |              |             |            |           | RUSHING  |           |            |          |          |
|-------------------|-----------|-----------|-----------|------------|--------------|-------------|------------|-----------|----------|-----------|------------|----------|----------|
|                   |           | GP        | GS        | NO         | YDS          | AVG         | LG         | TD        | ATT      | YDS       | AVG        | LG       | TD       |
| 2017              | Tampa Bay | 16        | 2         | 34         | 525          | 15.4        | 70         | 1         | 0        | 0         | -          | -        | 0        |
| 2018              | Tampa Bay | 16        | 5         | 59         | 842          | 14.3        | 48         | 7         | 0        | 0         | -          | -        | 0        |
| 2019              | Tampa Bay | 14        | 14        | 86         | 1,333        | 15.5        | 71t        | 9         | 1        | 8         | 8.0        | 8        | 0        |
| 2020              | Tampa Bay | 12        | 12        | 65         | 840          | 12.9        | 47         | 7         | 0        | 0         | -          | -        | 0        |
| 2021              | Tampa Bay | 14        | 14        | 98         | 1,103        | 11.3        | 44         | 5         | 4        | 21        | 5.3        | 9        | 1        |
| 2022              | Tampa Bay | 6         | 5         | 35         | 368          | 10.5        | 44         | 0         | 2        | 4         | 2.0        | 2        | 0        |
| <b>NFL Totals</b> |           | <b>78</b> | <b>52</b> | <b>377</b> | <b>5,011</b> | <b>13.3</b> | <b>71t</b> | <b>29</b> | <b>7</b> | <b>33</b> | <b>4.7</b> | <b>9</b> | <b>1</b> |
| YEAR              | TEAM      | Receiving |           |            |              |             |            |           | Rushing  |           |            |          |          |
|                   |           | GP        | GS        | NO         | YDS          | AVG         | LG         | TD        | ATT      | YDS       | AVG        | LG       | TD       |
| 2020              | Tampa Bay | 4         | 4         | 16         | 232          | 14.5        | 52         | 1         | 0        | 0         | -          | -        | 0        |
| <b>NFL Totals</b> |           | <b>4</b>  | <b>4</b>  | <b>16</b>  | <b>232</b>   | <b>14.5</b> | <b>52</b>  | <b>1</b>  | <b>0</b> | <b>0</b>  | <b>-</b>   | <b>-</b> | <b>0</b> |

### SINGLE-GAME HIGHS

**Receptions:** 15, at Atlanta, 12/5/21  
**Receiving Yards:** 184, at Atlanta, 11/24/19  
**Receiving TDs:** 2, four times, last at Atlanta, 11/24/19  
**Long Reception:** 71t, at Atlanta, 11/24/19  
 16 100-Yard Receiving Games (one postseason)

### ADDITIONAL STATS

**ST Tackles:** 7 - 1 in 2018; 6 in 2017  
**ST Fumble Recoveries:** 1 - 1 in 2017  
**Fumbles-Lost:** 7-3 - 2-2 in 2021; 1-0 in 2020; 4-1 in 2018  
**Misc. Tackles:** 14 - 1 in 2021; 2 in 2020; 6 in 2019; 4 in 2018; 1 in 2017

## GODWIN'S GAME-BY-GAME STATISTICS

| DATE          | OPP  | RECEIVING |            |             |           |          |          | RUSHING  |            |          |          |  |
|---------------|------|-----------|------------|-------------|-----------|----------|----------|----------|------------|----------|----------|--|
|               |      | NO        | YDS        | AVG         | LG        | TD       | ATT      | YDS      | AVG        | LG       | TD       |  |
| Sept. 11      | @DAL | 3         | 35         | 11.7        | 24        | 0        | 0        | 0        | -          | -        | 0        |  |
| Sept. 18      | @NO  |           |            |             |           | Inactive |          |          |            |          |          |  |
| Sept. 25      | GB   |           |            |             |           | Inactive |          |          |            |          |          |  |
| Oct. 2        | KC   | 7         | 59         | 8.4         | 12        | 0        | 0        | 0        | -          | -        | 0        |  |
| Oct. 9        | ATL  | 6         | 61         | 10.2        | 20        | 0        | 0        | 0        | -          | -        | 0        |  |
| Oct. 16       | @PIT | 6         | 95         | 15.8        | 28        | 0        | 0        | 0        | -          | -        | 0        |  |
| Oct. 23       | @CAR | 7         | 43         | 6.1         | 10        | 0        | 0        | 0        | -          | -        | 0        |  |
| Oct. 27       | BAL  | 6         | 75         | 12.5        | 44        | 0        | 2        | 4        | 2.0        | 2        | 0        |  |
| Nov. 6        | LAR  |           |            |             |           |          |          |          |            |          |          |  |
| Nov. 13       | SEA  |           |            |             |           |          |          |          |            |          |          |  |
| Nov. 27       | @CLE |           |            |             |           |          |          |          |            |          |          |  |
| Dec. 5        | NO   |           |            |             |           |          |          |          |            |          |          |  |
| Dec. 11       | @SF  |           |            |             |           |          |          |          |            |          |          |  |
| Dec. 18       | CIN  |           |            |             |           |          |          |          |            |          |          |  |
| Dec. 25       | @ARI |           |            |             |           |          |          |          |            |          |          |  |
| Jan. 1        | CAR  |           |            |             |           |          |          |          |            |          |          |  |
| Jan. 7/8      | @ATL |           |            |             |           |          |          |          |            |          |          |  |
| <b>TOTALS</b> |      | <b>35</b> | <b>368</b> | <b>10.5</b> | <b>44</b> | <b>0</b> | <b>2</b> | <b>4</b> | <b>2.0</b> | <b>2</b> | <b>0</b> |  |

# #67 LUKE GOEDEKE

## GUARD

HT: 6-5 WT: 312

DOB: 11/21/98

NFL: ROOKIE

ACQ: D2B, 2022

COLLEGE: CENTRAL MICHIGAN



### ACQUIRED BY BUCS:

- X Selected in the second round (57th overall) of the 2022 NFL Draft by the Buccaneers.

### 2022 HIGHLIGHTS:

- X Made his NFL debut, starting at left guard as part of an offensive line that manufactured 152 rushing yards and 4.6 yards per carry in Week 1 at Dallas (9/11).
- X Started at left guard in Week 2 at New Orleans and was part of an offensive line that yielded just one sack on 34 dropbacks.
- X Started at left guard in Week 3 vs. Green Bay (9/25).
- X Started at left guard in Week 4 vs. Kansas City, contributing to an offensive line that allowed just one sack in 53 dropbacks. Also added one tackle.
- X Started at left guard in Week 5 vs. Atlanta, contributing to an offensive line that allowed zero sacks in 52 dropbacks. Tampa Bay became the first team in the 2022 season to not allow a sack in a game with over 50 dropbacks.
- X Started at left guard in Week 6 at Pittsburgh and Week 7 at Carolina.

- X Was inactive for Week 8 vs. Baltimore.

### COLLEGE:

- X Started all 24 collegiate games he played at Central Michigan over four seasons (2018-21), earning first-team All-MAC honors in his final season.
- X Earned honorable mention All-America recognition from Pro Football Focus in 2021, while starting on a line that blocked for the nation's leading rusher, Lew Nichols III (1,848 total yards/142.2 yards per game), as well as a unit that ranked third in the Mid-American Conference in both total offense (443.4 ypg) and passing offense (265.4 ypg).
- X Selected to play in the 2022 Senior Bowl.
- X Missed the 2020 season due to injury.
- X Redshirted in 2018 as he transitioned from tight end to offensive tackle.
- X Prior to arriving at Central Michigan, Goedeke spent one season as a tight end at the University of Wisconsin-Stevens Point (2017), recording 12 receptions for 132 yards.

### PERSONAL:

- X Attended Valders High School (Valders, Wisconsin).

# #70 ROBERT HAINSEY

**OFFENSIVE LINE**  
**HT:** 6-4 **WT:** 306  
**DOB:** 8/12/98  
**NFL:** 2ND YEAR  
**ACQ:** D3, 2021  
**COLLEGE:** NOTRE DAME



## ACQUIRED BY BUCS:

- X Selected in the third round (95th overall) of the 2021 NFL Draft by the Buccaneers.

## 2022 HIGHLIGHTS:

- X Made his first career start at center in the season opener at Dallas, contributing to an offensive line that manufactured 152 rushing yards and 4.6 yards per carry.
- X Started at center in Week 2 at New Orleans and was part of an offensive line that yielded just one sack on 34 dropbacks.
- X Started at center in Week 3 vs. Green Bay (9/25).
- X Started at center in Week 4 vs. Kansas City, contributing to an offensive line that allowed just one sack in 53 dropbacks.
- X Started at center in Week 5 vs. Atlanta, contributing to an offensive line that allowed zero sacks in 52 dropbacks. Tampa Bay became the first team in the 2022 season to not allow a sack in a game with over 50 dropbacks.
- X Started at center in Weeks 6-8.

## 2021 HIGHLIGHTS:

- X Did not play in Weeks 1-4, 6-8, 10.
- X Made NFL debut against Miami (10/10), seeing 12 snaps in relief.
- X Played nine snaps in relief against N.Y. Giants (11/22).
- X Saw time on special teams at Indianapolis (11/28), at Atlanta (12/5), vs. Buffalo (12/12) and vs. New Orleans (12/19).
- X Played three snaps in relief at Carolina (12/26).
- X Made postseason debut in Super Wild Card round against Philadelphia (1/16/22).

- X Saw time on special teams in Divisional Round against Los Angeles Rams (1/23/22).

## COLLEGE:

- X Started 34-of-46 games at Notre Dame (2017-20).
- X As a senior in 2020, was named Team Captain, Senior Class first-team All-American and second-team All-ACC, while finishing as a finalist for the Senior CLASS Award and was part of an offensive line that finished as a finalist for the Joe Moore Award, given annually to the Most Outstanding Offensive Line Unit.
- X Started all 12 games in 2020, en route to the Fighting Irish's berth in the College Football Playoff.
- X In 2019, started the first eight games of the season before suffering a season-ending injury. Named team captain, Notre Dame Offensive Lineman of the Year and was part of the offensive line named to the Joe Moore Award Midseason Honor Roll.
- X Started all 13 games as a sophomore in 2018.
- X As a freshman (2017), saw action in all 13 games, with one start, as part of the Notre Dame offensive line that won the Joe Moore Award. The Fighting Irish offense ranked seventh in the FBS in rushing yards per game (269.3 avg.), establishing school records for rushing yards (3,503) and yards per carry (6.3 avg.).
- X Majored in finance.

## PERSONAL:

- X Attended IMG Academy (Bradenton, Florida).
- X Named 2016 American Family Insurance first-team All-USA Virginia.

X Selected to participate in 2016 Under Armour All-American Game in St. Petersburg, Florida.

# #90 LOGAN HALL

**DEFENSIVE LINEMAN**  
**HT:** 6-6 **WT:** 283  
**DOB:** 4/22/00  
**NFL:** ROOKIE  
**ACQ:** D2A, 2022  
**COLLEGE:** HOUSTON



## ACQUIRED BY BUCS:

- X Selected in the second round (33rd overall) of the 2022 NFL Draft by the Buccaneers.

## 2022 HIGHLIGHTS:

- X Made his NFL debut, recording one tackle for loss in the season opener at Dallas (9/11). Stopped Cowboys running back Tony Pollard for a 1-yard loss on a direct snap.
- X Appeared in a reserve capacity in Week 2 at New Orleans (9/18).
- X Recorded his first career sack in Week 3 vs. Green Bay, dropping Aaron Rodgers for a 7-yard loss. He finished with one tackle, one sack and three quarterback hits.
- X His three quarterback hits in Week 3 vs. Green Bay tied a Tampa Bay then-season-high.
- X Appeared in a reserve capacity in Week 4 vs. Kansas City.
- X Finished with three tackles (two for loss), one sack and one quarterback hit in Week 5 vs. Atlanta. Was one of four defensive linemen in Week 5 to record three-or-more tackles, two-or-more tackles for loss, and at least one sack.
- X Appeared in a reserve capacity in Week 6 at Pittsburgh.
- X Tallied one tackle in Week 7 at Carolina.
- X Recorded two tackles in Week 8 vs. Baltimore.

## COLLEGE:

- X Played in 46 games over four seasons at Houston (2018-21), recording 99 tackles (20.5 for loss), 8.0 sacks, one forced fumble and two blocked kicks.
- X Named first-team All-AAC honors in his final season in 2021.
- X Finished the 2021 season second in the American Athletic Conference in sacks (6.5), while leading his team with 13.5 tackles for loss.
- X Played 13 games as a senior in 2021, notching career highs in tackles (48), tackles for loss (13.5) and sacks (6.5), adding one blocked kick.
- X Appeared in eight games during the condensed 2020 season, recording 23, two tackles for loss and 1.0 sack.
- X During his sophomore season in 2019, amassed 14 tackles, two tackles for loss, a half-sack and one blocked kick.
- X Played in all 13 games as a true freshman in 2018, totaling 14 tackles, three tackles for loss and one forced fumble.
- X Started the Armed Forces Bowl vs. Army as a true freshman in 2018.

## PERSONAL:

- X Attended Belton High School (Belton, Texas).

## HALL'S GAME-BY-GAME STATISTICS

**2022**

| DATE          | OPP  | TACKLES  |          |          |          |            |             |          | INTERCEPTIONS |          |          |          |          | FUMBLES  |          |          | ST TACKLES |          |   |
|---------------|------|----------|----------|----------|----------|------------|-------------|----------|---------------|----------|----------|----------|----------|----------|----------|----------|------------|----------|---|
|               |      | T        | S        | A        | TFL      | SK         | YDS         | QH       | NO            | YDS      | LG       | TD       | PD       | FF       | FR       | YDS      | T          | S        | A |
| Sept. 11      | @DAL | 1        | 1        | 0        | 1        | 0.0        | 0.0         | 0        | 0             | 0        | 0        | 0        | 0        | 0        | 0        | 0        | 0          | 0        | 0 |
| Sept. 18      | @NO  | 0        | 0        | 0        | 0        | 0.0        | 0.0         | 0        | 0             | 0        | 0        | 0        | 0        | 0        | 0        | 0        | 0          | 0        |   |
| Sept. 25      | GB   | 1        | 1        | 0        | 1        | 1.0        | 7.0         | 3        | 0             | 0        | 0        | 0        | 0        | 0        | 0        | 0        | 0          | 0        |   |
| Oct. 2        | KC   | 0        | 0        | 0        | 0        | 0.0        | 0.0         | 0        | 0             | 0        | 0        | 0        | 0        | 0        | 0        | 0        | 0          | 0        |   |
| Oct. 9        | ATL  | 3        | 3        | 0        | 2        | 1.0        | 9.0         | 1        | 0             | 0        | 0        | 0        | 0        | 0        | 0        | 0        | 0          | 0        |   |
| Oct. 16       | @PIT | 0        | 0        | 0        | 0        | 0.0        | 0.0         | 0        | 0             | 0        | 0        | 0        | 0        | 0        | 0        | 0        | 0          | 0        |   |
| Oct. 23       | @CAR | 1        | 1        | 0        | 0        | 0.0        | 0.0         | 0        | 0             | 0        | 0        | 0        | 0        | 0        | 0        | 0        | 0          | 0        |   |
| Oct. 27       | BAL  | 2        | 0        | 2        | 0        | 0.0        | 0.0         | 0        | 0             | 0        | 0        | 0        | 0        | 0        | 0        | 0        | 0          | 0        |   |
| Nov. 6        | LAR  |          |          |          |          |            |             |          |               |          |          |          |          |          |          |          |            |          |   |
| Nov. 13       | SEA  |          |          |          |          |            |             |          |               |          |          |          |          |          |          |          |            |          |   |
| Nov. 27       | @CLE |          |          |          |          |            |             |          |               |          |          |          |          |          |          |          |            |          |   |
| Dec. 5        | NO   |          |          |          |          |            |             |          |               |          |          |          |          |          |          |          |            |          |   |
| Dec. 11       | @SF  |          |          |          |          |            |             |          |               |          |          |          |          |          |          |          |            |          |   |
| Dec. 18       | CIN  |          |          |          |          |            |             |          |               |          |          |          |          |          |          |          |            |          |   |
| Dec. 25       | @ARI |          |          |          |          |            |             |          |               |          |          |          |          |          |          |          |            |          |   |
| Jan. 1        | CAR  |          |          |          |          |            |             |          |               |          |          |          |          |          |          |          |            |          |   |
| Jan. 7/8      | @ATL |          |          |          |          |            |             |          |               |          |          |          |          |          |          |          |            |          |   |
| <b>TOTALS</b> |      | <b>8</b> | <b>6</b> | <b>2</b> | <b>4</b> | <b>2.0</b> | <b>16.0</b> | <b>4</b> | <b>0</b>      | <b>0</b> | <b>0</b> | <b>0</b> | <b>0</b> | <b>0</b> | <b>0</b> | <b>0</b> | <b>0</b>   | <b>0</b> |   |



# #96

## AKIEM HICKS

**DEFENSIVE LINE**

**HT:** 6-4 **WT:** 352

**DOB:** 11/16/89

**NFL:** 11TH YEAR

**ACQ:** UFA (CHI), 2022

**COLLEGE:** REGINA (CANADA)



### ACQUIRED BY BUCS:

- X Signed by Tampa Bay on June 1, 2022 as an unrestricted free agent from the Chicago Bears.

### ORIGINALLY ENTERED NFL:

- X Originally entered the NFL as a third-round pick (89th overall) by the New Orleans Saints in the 2012 NFL Draft.

### AWARDS & ACCOLADES:

- X 2018 Pro Bowl Selection.
- X 2016 Week 13 NFC Defensive Player of the Week.

### CAREER HIGHLIGHTS:

- X Played with the New Orleans Saints (2012-15), New England Patriots (2015) and Chicago Bears (2016-21) before joining the Buccaneers.
- X Has started 112-of-140 career regular season games he has played, totaling 392 tackles (73 for loss), 112 quarterback hits, 40.5 sacks, nine passes defended, six forced fumbles and six fumble recoveries.
- X Has appeared in six postseason contests, recording 20 tackles (two for loss), four quarterback hits and 0.5 sacks.
- X Since 2016, Hicks ranks tied for fifth among interior defensive linemen in tackles for loss (51), ninth in quarterback hits (88) and ninth in sacks (31.0).
- X Has six career multi-sack games.
- X Notched a career-best 10 tackles vs. San Francisco (12/4/16).
- X Tallied his first career fumble recovery vs. Tennessee (12/20/15).

- X Secured his first career sack vs. Atlanta (9/8/13).
- X Forced his first career fumble at Denver (10/28/12).
- X Made NFL debut at Carolina (9/16/12).

### 2022 HIGHLIGHTS:

- X Started the season opener at Dallas, tallying two tackles and one quarterback hit.
- X Recorded three tackles in Week 2 at New Orleans before leaving with injury.
- X Was inactive in Weeks 3-8.

### 2021 HIGHLIGHTS:

- X Started all nine games in which he played for Chicago, recording 25 tackles (five for loss), nine quarterback hits and 3.5 sacks.
- X Tallied five tackles (two for loss), three quarterback hits and 2.0 sacks vs. Minnesota (12/20/21).
- X Missed Weeks 5, 7, 11-14, 16 and 18 due to injury.

### COLLEGE/PERSONAL/COMMUNITY:

- X Started all 16 games from 2010-11 at Regina in Canada, recording 76 tackles (13 for loss), 8.0 sacks and four forced fumbles.
- X Attended LSU in 2009 but did not play.
- X Spent two seasons at Sacramento City College from 2007-08, where he was named to the All-America team as a sophomore.
- X A native of Sacramento, California, Hicks was born in Elk Grove and attended Del Campo High School in Fair Oaks.

## HICKS' CAREER STATISTICS

| Year              | Team        | GP         | GS         | Tackles    |            |            | Sk          | Yds        | INT      |          |          |          | Fumbles  |          |          | ST Tackles |          |          |          |          |
|-------------------|-------------|------------|------------|------------|------------|------------|-------------|------------|----------|----------|----------|----------|----------|----------|----------|------------|----------|----------|----------|----------|
|                   |             |            |            | T          | S          | A          |             |            | No       | Yds      | Lg       | TD       | PD       | FF       | FR       | Yds        | T        | S        | A        |          |
| 2012              | New Orleans | 14         | 0          | 20         | 10         | 10         | 0.0         | 0.0        | 0        | 0        | 0        | 0        | 1        | 1        | 0        | 0          | 0        | 0        | 0        | 0        |
| 2013              | New Orleans | 16         | 16         | 56         | 29         | 27         | 4.5         | 27.5       | 0        | 0        | 0        | 0        | 0        | 0        | 0        | 0          | 0        | 0        | 0        | 0        |
| 2014              | New Orleans | 15         | 14         | 41         | 27         | 14         | 2.0         | 16.0       | 0        | 0        | 0        | 0        | 0        | 0        | 0        | 0          | 0        | 0        | 0        | 0        |
| 2015              | New Orleans | 3          | 3          | 2          | 0          | 2          | 0.0         | 0.0        | 0        | 0        | 0        | 0        | 0        | 0        | 0        | 0          | 0        | 0        | 0        | 0        |
| 2015              | New England | 13         | 0          | 21         | 9          | 12         | 3.0         | 12.0       | 0        | 0        | 0        | 0        | 0        | 0        | 1        | 0          | 0        | 0        | 0        | 0        |
| 2015              | TOTAL       | 16         | 3          | 23         | 9          | 14         | 3.0         | 12.0       | 0        | 0        | 0        | 0        | 0        | 0        | 1        | 0          | 0        | 0        | 0        | 0        |
| 2016              | Chicago     | 16         | 16         | 54         | 36         | 18         | 7.0         | 49.0       | 0        | 0        | 0        | 0        | 2        | 2        | 1        | 0          | 0        | 0        | 0        | 0        |
| 2017              | Chicago     | 16         | 16         | 54         | 39         | 15         | 8.5         | 57.0       | 0        | 0        | 0        | 0        | 0        | 0        | 2        | 0          | 0        | 0        | 0        | 0        |
| 2018              | Chicago     | 16         | 16         | 55         | 41         | 14         | 7.5         | 65.5       | 0        | 0        | 0        | 0        | 5        | 3        | 0        | 0          | 0        | 0        | 0        | 0        |
| 2019              | Chicago     | 5          | 5          | 10         | 10         | 0          | 1.0         | 8.0        | 0        | 0        | 0        | 0        | 0        | 0        | 1        | 0          | 0        | 0        | 0        | 0        |
| 2020              | Chicago     | 15         | 15         | 49         | 30         | 19         | 3.5         | 23.5       | 0        | 0        | 0        | 0        | 1        | 0        | 1        | 4          | 0        | 0        | 0        | 0        |
| 2021              | Chicago     | 9          | 9          | 25         | 19         | 6          | 3.5         | 26.5       | 0        | 0        | 0        | 0        | 0        | 0        | 0        | 0          | 0        | 0        | 0        | 0        |
| 2022              | Tampa Bay   | 2          | 2          | 5          | 2          | 3          | 0.0         | 0.0        | 0        | 0        | 0        | 0        | 0        | 0        | 0        | 0          | 0        | 0        | 0        | 0        |
| <b>NFL Totals</b> |             | <b>139</b> | <b>111</b> | <b>389</b> | <b>250</b> | <b>139</b> | <b>40.5</b> | <b>285</b> | <b>0</b> | <b>0</b> | <b>0</b> | <b>0</b> | <b>9</b> | <b>6</b> | <b>6</b> | <b>4</b>   | <b>0</b> | <b>0</b> | <b>0</b> | <b>0</b> |

| Year              | Team        | GP       | GS       | Tackles   |           |           | Sk         | Yds        | INT      |          |          |          | Fumbles  |          |          | Tackles  |          |          |          |          |
|-------------------|-------------|----------|----------|-----------|-----------|-----------|------------|------------|----------|----------|----------|----------|----------|----------|----------|----------|----------|----------|----------|----------|
|                   |             |          |          | T         | S         | A         |            |            | No       | Yds      | Lg       | TD       | PD       | FF       | FR       | Yds      | T        | S        | A        |          |
| 2013              | New Orleans | 2        | 2        | 7         | 3         | 4         | 0.5        | 2.5        | 0        | 0        | 0        | 0        | 0        | 0        | 0        | 0        | 0        | 0        | 0        | 0        |
| 2015              | New England | 2        | 0        | 3         | 1         | 2         | 0.0        | 0.0        | 0        | 0        | 0        | 0        | 0        | 0        | 0        | 0        | 0        | 0        | 0        | 0        |
| 2018              | Chicago     | 1        | 1        | 4         | 3         | 1         | 0.0        | 0.0        | 0        | 0        | 0        | 0        | 0        | 0        | 0        | 0        | 0        | 0        | 0        | 0        |
| 2020              | Chicago     | 1        | 1        | 6         | 3         | 3         | 0.0        | 0.0        | 0        | 0        | 0        | 0        | 0        | 0        | 0        | 0        | 0        | 0        | 0        | 0        |
| <b>Postseason</b> |             | <b>6</b> | <b>4</b> | <b>20</b> | <b>10</b> | <b>10</b> | <b>0.5</b> | <b>2.5</b> | <b>0</b> | <b>0</b> | <b>0</b> | <b>0</b> | <b>0</b> | <b>0</b> | <b>0</b> | <b>0</b> | <b>0</b> | <b>0</b> | <b>0</b> | <b>0</b> |

### SINGLE-GAME HIGHS

**Tackles:** 10, vs. San Francisco, 12/4/16  
**Sacks:** 2.0, six times, last vs. Minnesota, 12/20/21  
**Passes Defensed:** 3, at San Francisco, 12/13/18  
**Fumble Recovery:** 1, six times, last at Carolina, 10/18/20  
**Forced Fumble:** 1, six times, last at Miami, 10/14/18

## HICKS' GAME-BY-GAME STATISTICS

### 2022

| DATE          | OPP  | TACKLES  |          |          |          |            |            |          | INTERCEPTIONS |          |          |          |          | FUMBLES  |          |          | ST TACKLES |          |          |
|---------------|------|----------|----------|----------|----------|------------|------------|----------|---------------|----------|----------|----------|----------|----------|----------|----------|------------|----------|----------|
|               |      | T        | S        | A        | TFL      | SK         | YDS        | QH       | NO            | YDS      | LG       | TD       | PD       | FF       | FR       | YDS      | T          | S        | A        |
| Sept. 11      | @DAL | 2        | 0        | 2        | 0        | 0.0        | 0.0        | 1        | 0             | 0        | 0        | 0        | 0        | 0        | 0        | 0        | 0          | 0        | 0        |
| Sept. 18      | @NO  | 3        | 2        | 1        | 0        | 0.0        | 0.0        | 0        | 0             | 0        | 0        | 0        | 0        | 0        | 0        | 0        | 0          | 0        | 0        |
| Sept. 25      | GB   |          |          |          |          |            |            |          |               |          |          |          |          |          |          |          |            |          |          |
| Oct. 2        | KC   |          |          |          |          |            |            |          |               |          |          |          |          |          |          |          |            |          |          |
| Oct. 9        | ATL  |          |          |          |          |            |            |          |               |          |          |          |          |          |          |          |            |          |          |
| Oct. 16       | @PIT |          |          |          |          |            |            |          |               |          |          |          |          |          |          |          |            |          |          |
| Oct. 23       | @CAR |          |          |          |          |            |            |          |               |          |          |          |          |          |          |          |            |          |          |
| Oct. 27       | BAL  |          |          |          |          |            |            |          |               |          |          |          |          |          |          |          |            |          |          |
| Nov. 6        | LAR  |          |          |          |          |            |            |          |               |          |          |          |          |          |          |          |            |          |          |
| Nov. 13       | SEA  |          |          |          |          |            |            |          |               |          |          |          |          |          |          |          |            |          |          |
| Nov. 27       | @CLE |          |          |          |          |            |            |          |               |          |          |          |          |          |          |          |            |          |          |
| Dec. 5        | NO   |          |          |          |          |            |            |          |               |          |          |          |          |          |          |          |            |          |          |
| Dec. 11       | @SF  |          |          |          |          |            |            |          |               |          |          |          |          |          |          |          |            |          |          |
| Dec. 18       | CIN  |          |          |          |          |            |            |          |               |          |          |          |          |          |          |          |            |          |          |
| Dec. 25       | @ARI |          |          |          |          |            |            |          |               |          |          |          |          |          |          |          |            |          |          |
| Jan. 1        | CAR  |          |          |          |          |            |            |          |               |          |          |          |          |          |          |          |            |          |          |
| Jan. 7/8      | @ATL |          |          |          |          |            |            |          |               |          |          |          |          |          |          |          |            |          |          |
| <b>TOTALS</b> |      | <b>5</b> | <b>2</b> | <b>3</b> | <b>0</b> | <b>0.0</b> | <b>0.0</b> | <b>1</b> | <b>0</b>      | <b>0</b> | <b>0</b> | <b>0</b> | <b>0</b> | <b>0</b> | <b>0</b> | <b>0</b> | <b>0</b>   | <b>0</b> | <b>0</b> |

# #6

## JULIO JONES

WIDE RECEIVER

HT: 6-3 WT: 220

DOB: 2/8/89

NFL: 12TH YEAR

ACQ: FA, 2022

COLLEGE: ALABAMA



### ACQUIRED BY BUCS:

- X Signed by Tampa Bay as a free agent on July 27, 2022.

### ORIGINALLY ENTERED NFL:

- X Originally entered the NFL as the No. 6 overall pick by the Atlanta Falcons in the 2011 NFL Draft.

### AWARDS & ACCOLADES:

- X 2x All-Pro (2015, 2016)
- X 7x Pro Bowl Selection (2012, 2014-19)
- X Pro Football Hall of Fame 2010s All-Decade Team
- X 2011 PFWA NFL All-Rookie Team
- X 2x NFL Receiving Yards Leader (2015, 2018)
- X NFL Receptions Leader (2015)
- X 2015 NFC September Offensive Player of the Month

### CAREER HIGHLIGHTS:

- X Played with the Atlanta Falcons (2011-20) and Tennessee Titans (2021) prior to joining Tampa Bay.
- X Has played in 148 career regular season games, including 146 starts, recording 885 receptions for 13,427 receiving yards and 61 receiving touchdowns, averaging 15.2 yards per catch.
- X Has started all nine career playoff games in which he has played, including Super Bowl LI, tallying 67 receptions for 896 yards (13.4 avg.) and six touchdowns.
- X Leads all players currently on NFL rosters in receptions and receiving yards, while ranking fourth in yards per reception and sixth in receiving touchdowns.

- X Eclipsed 12,000 career receiving yards in 125 career games, surpassing Pro Football Hall of Famer Jerry Rice (142 games) as the fastest player to reach that milestone in NFL history.
- X Ranks as the NFL's all-time leader in receiving yards per game (91.8), among players with at least 100 career games played.
- X Ranks 16th in NFL history in career receiving yards (13,427) and 24th in career receptions (885).
- X Has 59 career 100-yard receiving performances, tying Marvin Harrison for the third most since the merger, and trailing only Jerry Rice (76) and Randy Moss (64).
- X Recorded 80+ receptions and 1,400+ receiving yards in each season from 2014-18, marking the longest-such streak of seasons in NFL history.
- X Totaled 180 receiving yards vs. Green Bay (1/22/17) - tied for the 19th-most in NFL history.
- X Accumulated 1,871 receiving yards during the 2015 regular season - the third-highest total in a single season in NFL history. His 136 receptions that season are tied for the fourth-most in a single season.
- X Amassed 182 receiving yards vs. San Francisco (1/20/13) - the 18th-most single-game receiving yards in NFL history.
- X Secured his first 100-yard receiving performance in just his third career game (at Tampa Bay, 9/25/11).
- X Scored his first career touchdown and notched his first career multi-touchdown game (at Indianapolis, 11/6/11).

## 2022 HIGHLIGHTS:

- X Hauled in three receptions for 69 yards, including a game-high 48-yard reception, in Week 1 at Dallas (9/11). Also added two carries for 17 yards.
- X Marked the second time in his career in which he had multiple carries in a game, joining 11/6/11 at Indianapolis (two carries, w/Atlanta).
- X Was inactive for Week 2 at New Orleans (9/18 and Week 3 vs. Green Bay (9/25).
- X Hauled in one reception for seven yards in Week 4 vs. Kansas City.
- X Was inactive for Weeks 5-7.
- X Hauled in two receptions for 21 yards and one touchdown in Week 8 vs. Baltimore. It marked his first touchdown as a member of the Buccaneers.

## 2021 HIGHLIGHTS:

- X Started all 10 games in which he played during his lone season with the Titans, recording 31 receptions for 434 yards and one touchdown.
- X Contributed season highs in receptions (six) and receiving yards (128) at Seattle in Week 2.
- X Snagged five receptions for 58 yards and one touchdown in Week 18 at Houston (1/9/22).

## COLLEGE:

- X Played in 40 career games over three seasons at Alabama (2008-10), recording 179 receptions for 2,653

yards and 15 touchdowns, while accumulating 3,084 all-purpose yards.

- X Earned first-team All-SEC and second-team All-America honors as a junior in 2010, setting then single-season program records with 78 receptions and 1,133 receiving yards.
- X Received first-team freshman All-America recognition from the Football Writers Association of America and Sporting News in addition to being named second-team All-SEC and SEC Freshman of the Year.
- X The first true freshman wide receiver to ever start in a season opener for the Crimson Tide.

## PERSONAL:

- X Attended Foley High School (Foley, Alabama), where he played wide receiver and defensive end.
- X Named the top high school player in the country by Sports Illustrated.
- X Rated the nation's top receiver by Rivals.com, Scout.com and Super Prep.
- X Named 2007 'Mr. Football' and Gatorade Player of the Year for the state of Alabama.
- X Participated in the high school Under Armour All-America Game.
- X Also participated in basketball and track & field.
- X Earned 2007 'Mr. Track & Field' and Gatorade Track & Field Athlete of the Year for the state of Alabama.

## JONES' CAREER STATISTICS

| YEAR              | TEAM      | RECEIVING  |            |            |               |             |            |           | RUSHING   |            |            |           |          |
|-------------------|-----------|------------|------------|------------|---------------|-------------|------------|-----------|-----------|------------|------------|-----------|----------|
|                   |           | GP         | GS         | NO.        | YDS           | AVG         | LG         | TD        | ATT       | YDS        | AVG        | LG        | TD       |
| 2011              | Atlanta   | 13         | 13         | 54         | 959           | 17.8        | 80t        | 8         | 6         | 56         | 9.3        | 19        | 0        |
| 2012              | Atlanta   | 16         | 15         | 79         | 1,198         | 15.2        | 80t        | 10        | 6         | 30         | 5.0        | 18        | 0        |
| 2013              | Atlanta   | 5          | 5          | 41         | 580           | 14.1        | 81t        | 2         | 1         | 7          | 7.0        | 7         | 0        |
| 2014              | Atlanta   | 15         | 15         | 104        | 1,593         | 15.3        | 79         | 6         | 1         | 1          | 1.0        | 1         | 0        |
| 2015              | Atlanta   | 16         | 16         | 136        | 1,871         | 13.8        | 70t        | 8         | 0         | 0          | -          | -         | 0        |
| 2016              | Atlanta   | 14         | 14         | 83         | 1,409         | 17.0        | 75t        | 6         | 0         | 0          | -          | -         | 0        |
| 2017              | Atlanta   | 16         | 16         | 88         | 1,444         | 16.4        | 53         | 3         | 1         | 15         | 15.0       | 15        | 0        |
| 2018              | Atlanta   | 16         | 16         | 113        | 1,677         | 14.8        | 58         | 8         | 2         | 12         | 6.0        | 11        | 0        |
| 2019              | Atlanta   | 15         | 15         | 99         | 1,394         | 14.1        | 54t        | 6         | 2         | -3         | -1.5       | 1         | 0        |
| 2020              | Atlanta   | 9          | 9          | 51         | 771           | 15.1        | 44         | 3         | 0         | 0          | -          | -         | 0        |
| 2021              | Tennessee | 10         | 10         | 31         | 434           | 14.0        | 51         | 1         | 0         | 0          | -          | -         | 0        |
| 2022              | Tampa Bay | 3          | 2          | 6          | 97            | 16.2        | 48         | 1         | 3         | 17         | 5.7        | 12        | 0        |
| <b>NFL Totals</b> |           | <b>148</b> | <b>146</b> | <b>885</b> | <b>13,427</b> | <b>15.2</b> | <b>81t</b> | <b>62</b> | <b>21</b> | <b>135</b> | <b>6.4</b> | <b>19</b> | <b>0</b> |
| Postseason        |           | Receiving  |            |            |               |             |            |           | Rushing   |            |            |           |          |
| YEAR              | TEAM      | GP         | GS         | NO         | YDS           | AVG         | LG         | TD        | ATT       | YDS        | AVG        | LG        | TD       |
| 2011              | Atlanta   | 1          | 1          | 7          | 64            | 9.1         | 20         | 0         | 1         | 13         | 13.0       | 13        | 0        |
| 2012              | Atlanta   | 2          | 2          | 17         | 241           | 14.2        | 46t        | 2         | 1         | -1         | -1.0       | -1        | 0        |
| 2016              | Atlanta   | 3          | 3          | 19         | 334           | 17.6        | 73t        | 3         | 0         | 0          | -          | -         | 0        |
| 2017              | Atlanta   | 2          | 2          | 18         | 195           | 10.8        | 27         | 1         | 1         | 13         | 13.0       | 13        | 0        |
| 2021              | Tennessee | 1          | 1          | 6          | 62            | 10.3        | 16         | 0         | 0         | 0          | -          | -         | 0        |
| <b>NFL Totals</b> |           | <b>9</b>   | <b>9</b>   | <b>67</b>  | <b>896</b>    | <b>13.4</b> | <b>73t</b> | <b>6</b>  | <b>3</b>  | <b>25</b>  | <b>8.3</b> | <b>13</b> | <b>0</b> |

## JONES' GAME-BY-GAME STATISTICS

### 2022

| DATE          | OPP  | RECEIVING |           |             |           |          |          |           | RUSHING    |           |          |  |  |
|---------------|------|-----------|-----------|-------------|-----------|----------|----------|-----------|------------|-----------|----------|--|--|
|               |      | NO        | YDS       | AVG         | LG        | TD       | ATT      | YDS       | AVG        | LG        | TD       |  |  |
| Sept. 11      | @DAL | 3         | 69        | 23.0        | 48        | 0        | 2        | 17        | 8.5        | 12        | 0        |  |  |
| Sept. 18      | @NO  |           |           |             |           | Inactive |          |           |            |           |          |  |  |
| Sept. 25      | GB   |           |           |             |           | Inactive |          |           |            |           |          |  |  |
| Oct. 2        | KC   | 1         | 7         | 7.0         | 7         | 0        | 0        | 0         | -          | -         | 0        |  |  |
| Oct. 9        | ATL  |           |           |             |           | Inactive |          |           |            |           |          |  |  |
| Oct. 16       | @PIT |           |           |             |           | Inactive |          |           |            |           |          |  |  |
| Oct. 23       | @CAR |           |           |             |           | Inactive |          |           |            |           |          |  |  |
| Oct. 27       | BAL  | 2         | 21        | 10.5        | 13        | 1        | 1        | 0         | 0.0        | 0         | 0        |  |  |
| Nov. 6        | LAR  |           |           |             |           |          |          |           |            |           |          |  |  |
| Nov. 13       | SEA  |           |           |             |           |          |          |           |            |           |          |  |  |
| Nov. 27       | @CLE |           |           |             |           |          |          |           |            |           |          |  |  |
| Dec. 5        | NO   |           |           |             |           |          |          |           |            |           |          |  |  |
| Dec. 11       | @SF  |           |           |             |           |          |          |           |            |           |          |  |  |
| Dec. 18       | CIN  |           |           |             |           |          |          |           |            |           |          |  |  |
| Dec. 25       | @ARI |           |           |             |           |          |          |           |            |           |          |  |  |
| Jan. 1        | CAR  |           |           |             |           |          |          |           |            |           |          |  |  |
| Jan. 7/8      | @ATL |           |           |             |           |          |          |           |            |           |          |  |  |
| <b>TOTALS</b> |      | <b>6</b>  | <b>97</b> | <b>16.2</b> | <b>48</b> | <b>1</b> | <b>3</b> | <b>17</b> | <b>5.7</b> | <b>12</b> | <b>0</b> |  |  |

# #41

## KO KIEFT

**TIGHT END**

**HT:** 6-5 **WT:** 265

**DOB:** 1/20/98

**NFL:** ROOKIE

**ACQ:** D6, 2022

**COLLEGE:** MINNESOTA



### ACQUIRED BY BUCS:

- X Selected in the sixth round (217th overall) of the 2022 NFL Draft by the Buccaneers.

### 2022 HIGHLIGHTS:

- X Appeared in Week 1 at Dallas in a reserve capacity.
- X Made his first career start in Week 2 at New Orleans, logging 24 offensive snaps and 18 snaps on special teams.
- X Appeared on special teams and in a reserve capacity in Week 3 vs. Green Bay. Recorded one tackle on special teams.
- X Hauled in his first career reception, a 19-yard completion, in Week 4 vs. Kansas City.
- X Appeared on special teams and in a reserve capacity in Week 5 vs. Atlanta. Recorded one tackle on special teams.
- X Appeared on special teams and in a reserve capacity in Week 6 at Pittsburgh. Recorded one tackle on special teams.
- X Recorded one reception for 18 yards in Week 7 at Carolina.
- X Started in Week 8 vs. Baltimore and recorded one reception for nine yards. Also added one tackle on special teams.

### COLLEGE:

- X Appeared in 49 games over five seasons at Minnesota (2017-21), recording 12 receptions for 166 yards and two touchdowns.
- X In his final season with the Golden Gophers in 2021, Kieft blocked for an offense that totaled 4,681 yards and

averaged 25.5 points per game, earning him All-Big Ten honorable mention recognition.

- X Set career highs as a fifth-year senior with seven receptions and 101 receiving yards, adding one touchdown.
- X Appeared in four games, making one touchdown reception in 2020 during a condensed season due to the COVID-19 pandemic.
- X Played in 12 games in 2019, blocking for an offense that accumulated its school's third-highest yardage total (5,616) in program history, while throwing for a school record 3,293 passing yards. Minnesota's 443 points scored in 2019 were the second-most in program history.
- X In 2018, Kieft saw time in all 13 games and was part of an offense that eclipsed 20 touchdowns passing and 20 touchdowns rushing in the same season for the first time since 2006.
- X Primarily played on special teams as a redshirt freshman in 2017, making his collegiate debut vs. Buffalo (8/31/17).
- X Redshirted as a true freshman in 2016.

### PERSONAL:

- X Attended Sioux Center High School (Sioux Center, Iowa), where he played both quarterback and linebacker.
- X Named all-state as a linebacker by the Des Moines Register.
- X In addition to football, Kieft competed in baseball, track and wrestling.
- X He was ranked as the No. 7 player in the state of Iowa by ESPN and the No. 10 player in Iowa by 247Sports.
- X Son of Jerry and Linda Kieft.



## KIEFT'S GAME-BY-GAME STATISTICS

| <b>2022</b>   |            | <b>RECEIVING</b> |            |             |           |           |            | <b>RUSHING</b> |            |           |           |
|---------------|------------|------------------|------------|-------------|-----------|-----------|------------|----------------|------------|-----------|-----------|
| <b>DATE</b>   | <b>OPP</b> | <b>NO</b>        | <b>YDS</b> | <b>AVG</b>  | <b>LG</b> | <b>TD</b> | <b>ATT</b> | <b>YDS</b>     | <b>AVG</b> | <b>LG</b> | <b>TD</b> |
| Sept. 11      | @DAL       | 0                | 0          | 0.0         | 0         | 0         | 0          | 0              | -          | -         | 0         |
| Sept. 18      | @NO        | 0                | 0          | 0.0         | 0         | 0         | 0          | 0              | -          | -         | 0         |
| Sept. 25      | GB         | 0                | 0          | 0.0         | 0         | 0         | 0          | 0              | -          | -         | 0         |
| Oct. 2        | KC         | 1                | 19         | 19.0        | 19        | 0         | 0          | 0              | -          | -         | 0         |
| Oct. 9        | ATL        | 0                | 0          | 0.0         | 0         | 0         | 0          | 0              | -          | -         | 0         |
| Oct. 16       | @PIT       | 0                | 0          | 0.0         | 0         | 0         | 0          | 0              | -          | -         | 0         |
| Oct. 23       | @CAR       | 1                | 18         | 18.0        | 18        | 0         | 0          | 0              | -          | -         | 0         |
| Oct. 27       | BAL        | 1                | 9          | 9.0         | 9         | 0         | 0          | 0              | -          | -         | 0         |
| Nov. 6        | LAR        |                  |            |             |           |           |            |                |            |           |           |
| Nov. 13       | SEA        |                  |            |             |           |           |            |                |            |           |           |
| Nov. 27       | @CLE       |                  |            |             |           |           |            |                |            |           |           |
| Dec. 5        | NO         |                  |            |             |           |           |            |                |            |           |           |
| Dec. 11       | @SF        |                  |            |             |           |           |            |                |            |           |           |
| Dec. 18       | CIN        |                  |            |             |           |           |            |                |            |           |           |
| Dec. 25       | @ARI       |                  |            |             |           |           |            |                |            |           |           |
| Jan. 1        | CAR        |                  |            |             |           |           |            |                |            |           |           |
| Jan. 7/8      | @ATL       |                  |            |             |           |           |            |                |            |           |           |
| <b>TOTALS</b> |            | <b>3</b>         | <b>36</b>  | <b>12.0</b> | <b>19</b> | <b>0</b>  | <b>0</b>   | <b>0</b>       | <b>-</b>   | <b>-</b>  | <b>0</b>  |

| <b>2022</b>   |            | <b>TACKLES</b> |          |          |            |            |            |           | <b>INTERCEPTIONS</b> |            |           |           |           | <b>FUMBLES</b> |           |            | <b>ST TACKLES</b> |          |          |          |
|---------------|------------|----------------|----------|----------|------------|------------|------------|-----------|----------------------|------------|-----------|-----------|-----------|----------------|-----------|------------|-------------------|----------|----------|----------|
| <b>DATE</b>   | <b>OPP</b> | <b>T</b>       | <b>S</b> | <b>A</b> | <b>TFL</b> | <b>SK</b>  | <b>YDS</b> | <b>QH</b> | <b>NO</b>            | <b>YDS</b> | <b>LG</b> | <b>TD</b> | <b>PD</b> | <b>FF</b>      | <b>FR</b> | <b>YDS</b> | <b>T</b>          | <b>S</b> | <b>A</b> |          |
| Sept. 11      | @DAL       | 0              | 0        | 0        | 0          | 0.0        | 0.0        | 0         | 0                    | 0          | 0         | 0         | 0         | 0              | 0         | 0          | 0                 | 0        | 0        | 0        |
| Sept. 18      | @NO        | 0              | 0        | 0        | 0          | 0.0        | 0.0        | 0         | 0                    | 0          | 0         | 0         | 0         | 0              | 0         | 0          | 0                 | 0        | 0        | 0        |
| Sept. 25      | GB         | 0              | 0        | 0        | 0          | 0.0        | 0.0        | 0         | 0                    | 0          | 0         | 0         | 0         | 0              | 0         | 0          | 0                 | 1        | 1        | 0        |
| Oct. 2        | KC         | 0              | 0        | 0        | 0          | 0.0        | 0.0        | 0         | 0                    | 0          | 0         | 0         | 0         | 0              | 0         | 0          | 0                 | 0        | 0        | 0        |
| Oct. 9        | ATL        | 0              | 0        | 0        | 0          | 0.0        | 0.0        | 0         | 0                    | 0          | 0         | 0         | 0         | 0              | 0         | 0          | 0                 | 1        | 0        | 1        |
| Oct. 16       | @PIT       | 0              | 0        | 0        | 0          | 0.0        | 0.0        | 0         | 0                    | 0          | 0         | 0         | 0         | 0              | 0         | 0          | 0                 | 2        | 1        | 1        |
| Oct. 23       | @CAR       | 0              | 0        | 0        | 0          | 0.0        | 0.0        | 0         | 0                    | 0          | 0         | 0         | 0         | 0              | 0         | 0          | 0                 | 0        | 0        | 0        |
| Oct. 27       | BAL        | 0              | 0        | 0        | 0          | 0.0        | 0.0        | 0         | 0                    | 0          | 0         | 0         | 0         | 0              | 0         | 0          | 0                 | 1        | 0        | 1        |
| Nov. 6        | LAR        |                |          |          |            |            |            |           |                      |            |           |           |           |                |           |            |                   |          |          |          |
| Nov. 13       | SEA        |                |          |          |            |            |            |           |                      |            |           |           |           |                |           |            |                   |          |          |          |
| Nov. 27       | @CLE       |                |          |          |            |            |            |           |                      |            |           |           |           |                |           |            |                   |          |          |          |
| Dec. 5        | NO         |                |          |          |            |            |            |           |                      |            |           |           |           |                |           |            |                   |          |          |          |
| Dec. 11       | @SF        |                |          |          |            |            |            |           |                      |            |           |           |           |                |           |            |                   |          |          |          |
| Dec. 18       | CIN        |                |          |          |            |            |            |           |                      |            |           |           |           |                |           |            |                   |          |          |          |
| Dec. 25       | @ARI       |                |          |          |            |            |            |           |                      |            |           |           |           |                |           |            |                   |          |          |          |
| Jan. 1        | CAR        |                |          |          |            |            |            |           |                      |            |           |           |           |                |           |            |                   |          |          |          |
| Jan. 7/8      | @ATL       |                |          |          |            |            |            |           |                      |            |           |           |           |                |           |            |                   |          |          |          |
| <b>TOTALS</b> |            | <b>0</b>       | <b>0</b> | <b>0</b> | <b>0</b>   | <b>0.0</b> | <b>0.0</b> | <b>0</b>  | <b>0</b>             | <b>0</b>   | <b>0</b>  | <b>0</b>  | <b>0</b>  | <b>0</b>       | <b>0</b>  | <b>0</b>   | <b>0</b>          | <b>5</b> | <b>2</b> | <b>3</b> |

# #60 NICK LEVERETT

## GUARD

HT: 6-4 WT: 310

DOB: 11/11/97

NFL: 2ND YEAR

ACQ: FA, 2020

COLLEGE: RICE



### ACQUIRED BY BUCS:

- X Signed by Tampa Bay as a college free agent on May 4, 2020.

### CAREER HIGHLIGHTS:

- X Super Bowl LV Champion.
- X Spent the 2020 regular season on the Buccaneers practice squad.

### 2022 HIGHLIGHTS:

- X Did not play in Weeks 1-6.
- X Appeared in a reserve capacity in Week 7 at Carolina.
- X Made his first career start in Week 8 vs. Baltimore and was graded as Tampa Bay's second-best offensive player according to Pro Football Focus.

### 2021 HIGHLIGHTS:

- X Inactive Weeks 1-8, 10-11, 18.
- X Did not play Weeks 13-15, 17.
- X Made NFL debut at Indianapolis (11/28), playing 57 snaps at left guard in relief of Aaron Stinnie, who was replacing usual starter Ali Marpet.
- X Played three snaps in relief at Carolina (12/26).
- X Made postseason debut in Super Wild Card round against Philadelphia (1/16/22).
- X Played nine snaps on offense in Divisional Round against Los Angeles Rams (1/23/22).

### COLLEGE:

- X Started all 46 career collegiate games he appeared in, playing one season

at Rice as a graduate transfer (2019), following three seasons at North Carolina Central (2016-18).

- X In his lone season at Rice (2019), earned honorable mention All-Conference USA honors from the league's coaches after starting all 12 games.
- X Selected to the College Gridiron All-Star Showcase as one of the top senior college offensive linemen in the country.
- X Earned second-team all-Mid-Eastern Athletic Conference distinction in his final season at North Carolina Central (2018), starting all 11 games, earning MEAC Offensive Lineman of the Week honors twice.
- X Started all 11 games as a redshirt sophomore (2017), earning second-team All-MEAC honors and MEAC Offensive Lineman of the Week distinction once.
- X In his first collegiate season (2016), started all 12 games and was named third-team All-MEAC, as well as MEAC Offensive Lineman of the Week.
- X Redshirted in 2015.

### PERSONAL:

- X Attended Faith Concord High School (Concord, North Carolina).
- X Selected to play in the North Carolina Shrine Bowl.
- X Parents are Tracey Leverett and Nicole Bost.
- X Has three sisters.

## LEVERETT'S CAREER STATISTICS

Games/Starts: TB: 2021: 2/0; 2022: 2/1  
Career Totals: 4/1

# #69 SHAQ MASON

## GUARD

HT: 6-1 WT: 310

DOB: 8/28/93

NFL: 8TH YEAR

ACQ: T (NE), 2022

COLLEGE: GEORGIA TECH



### ACQUIRED BY BUCS:

- X Joined Tampa Bay on March 18, 2022 in a trade with the New England Patriots.

### ORIGINALLY ENTERED NFL:

- X Originally entered the NFL as a fourth-round selection (131st overall) by the New England Patriots in the 2015 NFL Draft.

### AWARDS & ACCOLADES:

- X 2x Super Bowl Champion (Super Bowls LI and LIII with New England)

### CAREER HIGHLIGHTS:

- X Played with the New England Patriots (2015-21) before joining Tampa Bay. Has appeared in 111 regular season games, with 106 starts.
- X Has started all 13 postseason games in which he has played.
- X Started at right guard in three consecutive Super Bowl games, earning victories in Super Bowl LI vs. Atlanta and Super Bowl LIII vs. the Los Angeles Rams.
- X Selected to the New England Patriots 2010s All-Decade Team at guard.
- X Contributed to an offense that finished in the top 10 in total offense during each of his first four seasons (2015-18).

### 2022 HIGHLIGHTS:

- X Started at right guard in the season opener at Dallas, contributing to an offensive line that manufactured 152 rushing yards and 4.6 yards per carry.
- X Started at right guard in Week 2 at New Orleans and was part of an offensive line that yielded just one sack on 34 dropbacks.
- X Started at right guard in Week 3 vs. Green Bay (9/25).

- X Started at right guard in Week 4 vs. Kansas City, contributing to an offensive line that allowed just one sack in 53 dropbacks.

- X Started at right guard in Week 5 vs. Atlanta, contributing to an offensive line that allowed zero sacks in 52 dropbacks. Tampa Bay became the first team in the 2022 season to not allow a sack in a game with over 50 dropbacks.

- X Started at right guard in Weeks 6-8.

### 2021 HIGHLIGHTS:

- X Started 15 games for New England during the regular season in addition to the team's Super Wild Card Round game vs. Buffalo (1/15), as the right guard.
- X Missed Weeks 5-6 due to injury.
- X Started on the offensive line in Week 10 when the Patriots rushed for 184 yards vs. Cleveland (11/14).
- X Contributed key blocks at Buffalo (12/6) to help lead the team to a season-high 222 rushing yards.
- X Helped the Patriots rushing attack to 181 yards and four touchdowns in Week 17 vs. Jacksonville (1/2), while not allowing a sack.

### COLLEGE/PERSONAL:

- X Earned 2014 USA Today first-team All-America honors and Associated Press third-team All-America recognition during his final season at Georgia Tech (2011-14).
- X Received 2014 second-team All-ACC recognition after starting for an offense that led the nation in rushing offense (342.1 yards per game) and fewest sacks allowed (0.79 sacks per game).
- X Majored in business administration at Georgia Tech.

### **MASON'S CAREER STATISTICS**

**Games/Starts:** NE: 2015: 14/10 (P:2/2); 2016: 16/15 (P: 3/3); 2017: 16/16 (P: 3/3); 2018: 14/14 (P: 3/3);  
2019: 15/15 (P: 1/1); 2020: 13/13; 2021: 15/15 (P: 1/1); 2022: 8/8 (P:1/1)

**Career Totals:** 111/106 (P:13/13)

# #27

## ZYON MCCOLLUM

**CORNERBACK**

**HT:** 6-2 **WT:** 199

**DOB:** 5/3/99

**NFL:** ROOKIE

**ACQ:** D5, 2022

**COLLEGE:** SAM HOUSTON STATE



### ACQUIRED BY BUCS:

- X Selected in the fifth round (157th overall) of the 2022 NFL Draft by the Buccaneers.

### 2022 HIGHLIGHTS:

- X Was inactive for Weeks 1-4.
- X Appeared in a reserve capacity and on special teams in Week 5 vs. Atlanta, recording his first career tackle. Also added one tackle on special teams.
- X Appeared in a reserve capacity and on special teams in Week 6 at Pittsburgh, recording one tackle on special teams.
- X Made his first career start in Week 7 at Carolina, finishing with four tackles.
- X Started at cornerback in Week 8 vs. Baltimore, tallying a then-season-high five tackles and his first career pass defended.

### COLLEGE:

- X Played in 56 games, making 52 starts, over five seasons at Sam Houston State (2017-21), recording 145 tackles (10 for loss), 54 passes defended, 13 interceptions and six forced fumbles over his collegiate career.
- X Named third-team All-America by the Associated Press in his senior season in 2021, in addition to being named second-team All-America by Phil Steele and first-team All-WAC.
- X Invited to play in the Reese's Senior Bowl and the the East West Shrine Bowl.

- X During his fifth and final season in 2021, McCollum produced 50 tackles, eight passes defended, three interceptions and one blocked kick.
- X Earned first-team All-Southland honors in his true senior season (2020/21), appearing in 10 games and recording 46 tackles, seven passes defended, two forced fumbles and one interception.
- X Received second-team All-Southland recognition in 2019, posting 23 tackles, 11 passes defended, three interceptions and two forced fumbles in nine games played.
- X Garnered first-team All-Southland honors in just his second season at Sam Houston State (2018), starting all 11 games and finishing the season with 44 tackles, 11 passes defended, three interceptions and two forced fumbles.
- X Played in 14 games as a true freshman, starting 10, intercepting three passes to become the first Sam Houston freshman with three-or-more picks in a season since 1973. McCollum added 42 tackles, a career-best 17 passes defended and 1.0 sack.

### PERSONAL:

- X Attended Ball High School (Galveston, Texas), where he was a team captain, team MVP and all-county performer. Ball High School is also the alma mater of Tampa Bay's all-time leading receiver, Mike Evans.

# HALL'S GAME-BY-GAME STATISTICS

| 2022          |      | TACKLES   |          |          |          |            |            |          | INTERCEPTIONS |          |          |          |          | FUMBLES  |          |          | ST TACKLES |          |          |  |
|---------------|------|-----------|----------|----------|----------|------------|------------|----------|---------------|----------|----------|----------|----------|----------|----------|----------|------------|----------|----------|--|
| DATE          | OPP  | T         | S        | A        | TFL      | SK         | YDS        | QH       | NO            | YDS      | LG       | TD       | PD       | FF       | FR       | YDS      | T          | S        | A        |  |
| Sept. 11      | @DAL |           |          |          |          |            |            |          | Inactive      |          |          |          |          |          |          |          |            |          |          |  |
| Sept. 18      | @NO  |           |          |          |          |            |            |          | Inactive      |          |          |          |          |          |          |          |            |          |          |  |
| Sept. 25      | GB   |           |          |          |          |            |            |          | Inactive      |          |          |          |          |          |          |          |            |          |          |  |
| Oct. 2        | KC   |           |          |          |          |            |            |          | Inactive      |          |          |          |          |          |          |          |            |          |          |  |
| Oct. 9        | ATL  | 1         | 0        | 1        | 0        | 0.0        | 0.0        | 0        | 0             | 0        | 0        | 0        | 0        | 0        | 0        | 0        | 1          | 1        | 0        |  |
| Oct. 16       | @PIT | 0         | 0        | 0        | 0        | 0.0        | 0.0        | 0        | 0             | 0        | 0        | 0        | 0        | 0        | 0        | 0        | 1          | 0        | 1        |  |
| Oct. 23       | @CAR | 4         | 3        | 1        | 0        | 0.0        | 0.0        | 0        | 0             | 0        | 0        | 0        | 0        | 0        | 0        | 0        | 0          | 0        | 0        |  |
| Oct. 27       | BAL  | 5         | 4        | 1        | 0        | 0.0        | 0.0        | 0        | 0             | 0        | 0        | 0        | 1        | 0        | 0        | 0        | 0          | 0        | 0        |  |
| Nov. 6        | LAR  |           |          |          |          |            |            |          |               |          |          |          |          |          |          |          |            |          |          |  |
| Nov. 13       | SEA  |           |          |          |          |            |            |          |               |          |          |          |          |          |          |          |            |          |          |  |
| Nov. 27       | @CLE |           |          |          |          |            |            |          |               |          |          |          |          |          |          |          |            |          |          |  |
| Dec. 5        | NO   |           |          |          |          |            |            |          |               |          |          |          |          |          |          |          |            |          |          |  |
| Dec. 11       | @SF  |           |          |          |          |            |            |          |               |          |          |          |          |          |          |          |            |          |          |  |
| Dec. 18       | CIN  |           |          |          |          |            |            |          |               |          |          |          |          |          |          |          |            |          |          |  |
| Dec. 25       | @ARI |           |          |          |          |            |            |          |               |          |          |          |          |          |          |          |            |          |          |  |
| Jan. 1        | CAR  |           |          |          |          |            |            |          |               |          |          |          |          |          |          |          |            |          |          |  |
| Jan. 7/8      | @ATL |           |          |          |          |            |            |          |               |          |          |          |          |          |          |          |            |          |          |  |
| <b>TOTALS</b> |      | <b>10</b> | <b>8</b> | <b>2</b> | <b>0</b> | <b>0.0</b> | <b>0.0</b> | <b>0</b> | <b>0</b>      | <b>0</b> | <b>0</b> | <b>0</b> | <b>1</b> | <b>0</b> | <b>0</b> | <b>0</b> | <b>2</b>   | <b>1</b> | <b>1</b> |  |

# #10 SCOTTY MILLER

WIDE RECEIVER


HT: 5-9 WT: 174

DOB: 7/31/97

NFL: 4TH YEAR

ACQ: D6, 2019

COLLEGE: BOWLING GREEN



## ACQUIRED BY BUCS:

- X Selected in the sixth round (208th overall) of the 2019 NFL Draft by the Buccaneers.

## AWARDS & ACCOLADES:

- X Super Bowl LV Champion.

## CAREER HIGHLIGHTS:

- X Has played in 41 regular season games, with eight starts, catching 63 passes for 831 yards (13.2 avg.), with four touchdowns. Also has eight rush attempts for 81 yards and one touchdown, one kickoff return for 19 yards and a special teams fumble recovery.
- X Has played in six postseason games, with two starts, catching nine passes for 126 yards and one touchdown.
- X From 2019-20, ranked 16th in the NFL in yards per receptions (15.2) among players with at least 40 catches, while his average of 33.3 yards per touchdown reception ranked seventh among players with at least four touchdown catches.
- X In the 2020 NFC Championship Game at Green Bay (1/24/21), Miller caught a 39-yard touchdown in the final 10 seconds of the first half, helping extend Tampa Bay's lead to 21-10. Miller's touchdown was the first postseason touchdown of 35-or-more-yards with 10 seconds or less left in a half since the "Minnesota

Miracle" in the 2017 NFC Divisional Round and only the sixth-such postseason touchdown since 1994.


- X Set career highs in receptions (six) and receiving yards (109) at Las Vegas (10/25/20).
- X Scored first career rushing touchdown against Carolina (1/9/22) on a 33-yard run.
- X Caught first career touchdown at Detroit (12/15/19), a 33-yard reception.
- X Recorded first career reception against Carolina (10/13/19).
- X Made first career start at Atlanta (11/24/19).
- X Made NFL debut vs. N.Y. Giants (9/22/19).

## 2022 HIGHLIGHTS:

- X Was inactive for Week 1 at Dallas (9/11).
- X Recorded three receptions for 34 yards (11.3 avg) in Week 2 at New Orleans, adding one carry for eight yards.
- X Hauled in one reception for four yards in Week 3 vs. Green Bay (9/25).
- X Was inactive for Week 4 vs. Kansas City.
- X Recorded four receptions for 35 yards in the Week 5 win vs. Atlanta.
- X Appeared in a reserve capacity and on special teams in Week 6 at Pittsburgh, recording one tackle on special teams.
- X Hauled in two receptions for six yards in Week 7 at Carolina.
- X Recorded two receptions for 13 yards in Week 8 vs. Baltimore.

## 2021 HIGHLIGHTS:

- X Played in a reserve role vs. Dallas (9/9).
- X Returned one kickoff for 19 yards against Atlanta (9/19).
- X Caught two passes for 11 yards at L.A. Rams (9/26).





- X Placed on Injured Reserve on September 29. Activated on November 23.
- X Returned to action at Indianapolis (11/28), recovering a muffed punt in the fourth quarter, helping set up a Buccaneers field goal attempt. Also drew a 37-yard pass interference penalty to help set up a Buccaneers touchdown earlier in the game.
- X Inactive vs. Buffalo (12/12).
- X Caught two passes for 18 yards against New Orleans (12/19).
- X Rushed two times for 43 yards, including a 33-yard touchdown run, against Carolina (1/9/22). Also caught a nine-yard pass.
- X In Super Wild Card Round against Philadelphia (1/16/22), caught one pass for eight yards and rushed once for nine yards. Also forced a muffed punt that was recovered by Tampa Bay.
- X Caught four passes for 38 yards in Divisional Round game against Los Angeles Rams (1/23/22).
- X Earned All-MAC honors.
- X Started all 11 games as a senior (2018), recording a career-best 1,148 receiving yards, with a team-leading nine touchdown receptions, earning second-team All-MAC honors.
- X Named third-team All-MAC as a junior in 2017, leading the team in receptions (63) and yards (722) as a junior, to go along with four touchdown receptions.
- X As a sophomore (2016), caught 74 passes for 968 yards and 10 touchdowns, earning first-team All-MAC honors. He tied for 25th in the country in touchdown receptions.
- X Played in the final 10 games of his freshman season (2015), catching seven passes for 29 yards and returning 24 kickoffs for 457 yards.

### **PERSONAL/COMMUNITY:**

- X Attended Barrington High School (Barrington, Illinois), where he was a two-time all-conference and two-time all-area selection.
- X Married to Jenna.
- X In 2020, supported Special Olympics as part of the NFL's My Cause, My Cleats initiative.
- X In June 2019, rookies participated in Tampa's Police Department Citizen's Academy and visited MacDill's Air Force Base.

### **COLLEGE:**

- X Started 34-of-45 career games at Bowling Green (2015-18), catching 215 passes for 2,868 yards for 23 touchdowns.
- X Finished his career tied for the third-most receptions in school history, while ranking third in receiving yards.

# MILLER'S GAME-BY-GAME STATISTICS

| 2022          |      | RECEIVING |           |            |           |          | RUSHING  |          |            |          |          |
|---------------|------|-----------|-----------|------------|-----------|----------|----------|----------|------------|----------|----------|
| DATE          | OPP  | NO        | YDS       | AVG        | LG        | TD       | ATT      | YDS      | AVG        | LG       | TD       |
| Sept. 11      | @DAL |           |           |            |           | Inactive |          |          |            |          |          |
| Sept. 18      | @NO  | 3         | 34        | 11.3       | 23        | 0        | 1        | 8        | 8.0        | 8        | 0        |
| Sept. 25      | GB   | 1         | 4         | 4.0        | 4         | 0        | 0        | 0        | -          | -        | 0        |
| Oct. 2        | KC   |           |           |            |           | Inactive |          |          |            |          |          |
| Oct. 9        | ATL  | 4         | 35        | 8.8        | 12        | 0        | 0        | 0        | -          | -        |          |
| Oct. 16       | @PIT | 0         | 0         | 0.0        | 0         | 0        | 0        | 0        | -          | -        | 0        |
| Oct. 23       | @CAR | 2         | 6         | 3.0        | 4         | 0        | 0        | 0        | -          | -        | 0        |
| Oct. 27       | BAL  | 2         | 13        | 6.5        | 7         | 0        | 0        | 0        | -          | -        | 0        |
| Nov. 6        | LAR  |           |           |            |           |          |          |          |            |          |          |
| Nov. 13       | SEA  |           |           |            |           |          |          |          |            |          |          |
| Nov. 27       | @CLE |           |           |            |           |          |          |          |            |          |          |
| Dec. 5        | NO   |           |           |            |           |          |          |          |            |          |          |
| Dec. 11       | @SF  |           |           |            |           |          |          |          |            |          |          |
| Dec. 18       | CIN  |           |           |            |           |          |          |          |            |          |          |
| Dec. 25       | @ARI |           |           |            |           |          |          |          |            |          |          |
| Jan. 1        | CAR  |           |           |            |           |          |          |          |            |          |          |
| Jan. 7/8      | @ATL |           |           |            |           |          |          |          |            |          |          |
| <b>TOTALS</b> |      | <b>12</b> | <b>92</b> | <b>7.7</b> | <b>23</b> | <b>0</b> | <b>1</b> | <b>8</b> | <b>8.0</b> | <b>8</b> | <b>0</b> |

## MILLER'S CAREER STATISTICS

| YEAR              | TEAM      | RECEIVING |          |           |            |             |            | RUSHING  |          |           |             |            |          |
|-------------------|-----------|-----------|----------|-----------|------------|-------------|------------|----------|----------|-----------|-------------|------------|----------|
|                   |           | GP        | GS       | NO.       | YDS        | AVG         | LG         | TD       | ATT      | YDS       | AVG         | LG         | TD       |
| 2019              | Tampa Bay | 10        | 2        | 13        | 200        | 15.4        | 48         | 1        | 2        | 16        | 8.0         | 18         | 0        |
| 2020              | Tampa Bay | 16        | 5        | 33        | 501        | 15.2        | 48t        | 3        | 3        | 14        | 4.7         | 7          | 0        |
| 2021              | Tampa Bay | 9         | 0        | 5         | 38         | 4.6         | 13         | 0        | 2        | 43        | 21.5        | 33t        | 1        |
| 2022              | Tampa Bay | 6         | 1        | 12        | 92         | 7.7         | 23         | 0        | 1        | 8         | 8.0         | 8          | 0        |
| <b>NFL Totals</b> |           | <b>41</b> | <b>8</b> | <b>63</b> | <b>831</b> | <b>13.2</b> | <b>48t</b> | <b>4</b> | <b>8</b> | <b>81</b> | <b>10.1</b> | <b>33t</b> | <b>1</b> |
| Postseason        |           | Receiving |          |           |            |             |            | Rushing  |          |           |             |            |          |
| YEAR              | TEAM      | GP        | GS       | NO        | YDS        | AVG         | LG         | TD       | ATT      | YDS       | AVG         | LG         | TD       |
| 2020              | Tampa Bay | 4         | 2        | 4         | 80         | 20.0        | 39t        | 1        | 2        | 5         | 2.5         | 8          | 0        |
| 2021              | Tampa Bay | 2         | 0        | 5         | 46         | 9.2         | 19         | 0        | 1        | 9         | 9.0         | 9          | 0        |
| <b>NFL Totals</b> |           | <b>6</b>  | <b>2</b> | <b>9</b>  | <b>126</b> | <b>14.0</b> | <b>39t</b> | <b>1</b> | <b>3</b> | <b>14</b> | <b>4.7</b>  | <b>9</b>   | <b>0</b> |

### SINGLE-GAME HIGHS

**Receptions:** Six, at Las Vegas, 10/25/20  
**Receiving Yards:** 109, at Las Vegas, 10/25/20  
**Receiving TD:** 1, five times, last at Green Bay, NFC Championship Game, 12/13/20

### ADDITIONAL STATS

**Kick Returns:** 1-19 - 1-19 in 2021  
**Misc. Tackles:** 2 - 1 in 2021; 1 in 2020  
**ST Fum. Rec.:** 1 - 1 in 2021

# #23

## SEAN MURPHY-BUNTING

**CORNERBACK**

**HT:** 6-0 **WT:** 195

**DOB:** 6/19/97

**NFL:** 4TH YEAR

**ACQ:** D2, 2019

**COLLEGE:** CENTRAL MICHIGAN



### ACQUIRED BY BUCS:

- X Selected in the second round (39th overall) of the 2019 NFL Draft by the Buccaneers.

### AWARDS & ACCOLADES:

- X Super Bowl LV Champion.
- X PFWA All-Rookie Team Selection

### CAREER HIGHLIGHTS:

- X Has played in 46 regular season games, with 31 starts, totaling 154 tackles (five for loss), 15 passes defended, five interceptions (returned 121 yards, one touchdown), one sack, three forced fumbles and a fumble recovery. Also has seven special teams tackles.
- X Has started four-of-five postseason contests, recording 23 tackles (one for loss), five passes defended, three interceptions (returned 36 yards) and one fumble recovery.
- X Registered an interception in each of his first three career playoff games, joining Hall of Famers Aeneas Williams (four-consecutive games) and Ed Reed as well as Jason Sehorn as the only four players in the Super Bowl era with an interception in each of their first three career postseason games.
- X Murphy-Bunting was the first player in the NFL to record an interception in at least three-consecutive postseason games since Kam Chancellor (1/19/14-1/10/15) and the first to do so in a single postseason since R.W. McQuarters in 2007.
- X Murphy-Bunting's three postseason interceptions are tied for the Buccaneers franchise playoff record and tied for the most in a single postseason (also Dwight Smith).

- X Recorded first career postseason interception at Washington (1/9/21). Also recorded a postseason interception at New Orleans (1/17/21), joining Ronde Barber as the only players in franchise history to record postseason interceptions in consecutive contests.
- X Tampa Bay's 2020 defense led the league in rushing yards allowed per game (80.6) and yards allowed per rush (3.60), while ranking sixth in yards allowed per play (5.12), sixth in yards allowed per game (327.1), ranking tied for second in tackles for loss (91), tied for fourth in sacks (48.0) and tied for fifth in takeaways (25).
- X Tied for the lead among NFL rookies with three interceptions in 2019.
- X Recorded career-high 11 tackles vs. L.A. Rams (11/23/20).
- X Scored first career touchdown on a 70-yard interception return at Detroit (12/15/19).
- X Notched first career sack vs. Houston (12/21/19), forcing a fumble from Texans QB DeShaun Watson, marking Murphy-Bunting's first career forced fumble.
- X Registered first career interception at New Orleans (10/6/19).
- X Made first career start vs. Carolina (10/13/19) in London.
- X Made NFL debut vs. San Francisco (9/8/19).



## 2022 HIGHLIGHTS:

- X Appeared on special teams in the season opener at Dallas (9/11).
- X Recorded one special teams tackle in Week 2 at New Orleans (9/18).
- X Appeared on special teams in Week 3 vs. Green Bay (9/25).
- X Recorded one tackle, one pass defended and one interception which he returned 33 yards in Week 4 vs. Kansas City. It marked his fifth career regular season interception and his first since 11/2/20 at N.Y. Giants.
- X Recorded two tackles in Week 5 vs. Atlanta before leaving with injury.
- X Was inactive for Weeks 6-8.

## 2021 HIGHLIGHTS:

- X Contributed to a Buccaneers defense that allowed the fifth-fewest points per game (20.8) and seventh-fewest yards per play (5.20) while ranking third in the NFL in rush defense (92.5 yards per game), allowing the fourth-fewest yards per pass play (5.97), recording the seventh-most sacks (47.0) and tying for the fifth-most takeaways (29).
- X Recorded two tackles in season opener against Dallas (9/9), before leaving the game with an injury.
- X Placed on Injured Reserve on 9/13. Activated on November 22.
- X Returned to action against N.Y. Giants (11/22), registering seven tackles and a forced fumble.
- X Notched five tackles and two passes defended at Indianapolis (11/28).
- X Recorded five tackles and one special teams tackle at Atlanta (12/5).
- X Tallied eight tackles in overtime win against Buffalo (12/12).



- X Against New Orleans (12/19) notched five tackles. Part of a defense that limited the Saints to just 212 yards of offense and 3.5 yards per play.
- X Registered four tackles (one for loss) and a pass defended at Carolina (12/26). Murphy-Bunting was part of a defense that held Carolina to six points and 4.1 yards per play en route to helping Tampa Bay clinch the team's first NFC South division title since 2007.
- X Recorded two tackles at N.Y. Jets (1/2/22).
- X Against Carolina (1/9/22), notched four tackles.
- X Inactive vs. Philadelphia (1/16/22).
- X Returned to action in Divisional Round matchup against Los Angeles Rams (1/23/22), notching four tackles and recovering a fumble to help set up a Buccaneers touchdown.

## COLLEGE:

- X Played in 38 career games at Central Michigan (2016-18), starting 25, totaling 104 tackles (3.5 for loss), 15 passes defended, seven interceptions, four forced fumbles and a fumble recovery.
- X Named first-team All-Mid-American Conference and Chippewas' Defensive Player of the Year as a junior (2018), starting 11-of-12 games, recording 37 tackles (three for loss), five passes defended, two forced fumbles and a team-leading two interceptions.
- X Started all 13 games as a sophomore (2017), registering 49 tackles, five passes defended, five interceptions, two forced fumbles and a fumble recovery. His five interceptions tied for the second-most in the MAC, trailing only teammate Josh Cox.
- X As a true freshman (2016), played in all 13 games, with one start, notching 18



tackles, five passes defended and two interceptions.

part of the NFL's My Cause, My Cleats initiative.

**PERSONAL/COMMUNITY:**

- X Attended Chippewa Valley High School (Macomb, Michigan).
- X In 2020, supported Successful Jocks & The Women Behind the Uniform as

- X In June 2019, rookies participated in Tampa's Police Department Citizen's Academy and visited MacDill's Air Force Base.

**MURPHY-BUNTING'S CAREER STATISTICS**

| Year              | Team      | GP        | GS        | Tackles    |            |           | Sk         | Yds        | INT      |            |            |          | Fumbles   |          |          | ST Tackles |          |          |          |
|-------------------|-----------|-----------|-----------|------------|------------|-----------|------------|------------|----------|------------|------------|----------|-----------|----------|----------|------------|----------|----------|----------|
|                   |           |           |           | T          | S          | A         |            |            | No       | Yds        | Lg         | TD       | PD        | FF       | FR       | Yds        | T        | S        | A        |
| 2019              | Tampa Bay | 16        | 10        | 43         | 36         | 7         | 1.0        | 7.0        | 3        | 88         | 70t        | 1        | 8         | 1        | 0        | 0          | 1        | 1        | 0        |
| 2020              | Tampa Bay | 16        | 13        | 66         | 51         | 15        | 0.0        | 0.0        | 1        | 0          | 0          | 0        | 3         | 1        | 1        | 0          | 4        | 2        | 2        |
| 2021              | Tampa Bay | 9         | 8         | 42         | 29         | 13        | 0.0        | 0.0        | 0        | 0          | 0          | 0        | 3         | 1        | 0        | 0          | 1        | 1        | 0        |
| 2022              | Tampa Bay | 5         | 0         | 3          | 1          | 2         | 0.0        | 0.0        | 1        | 33         | 33         | 0        | 1         | 0        | 0        | 0          | 1        | 0        | 1        |
| <b>NFL Totals</b> |           | <b>45</b> | <b>31</b> | <b>152</b> | <b>116</b> | <b>36</b> | <b>1.0</b> | <b>7.0</b> | <b>5</b> | <b>121</b> | <b>70t</b> | <b>1</b> | <b>15</b> | <b>3</b> | <b>1</b> | <b>0</b>   | <b>7</b> | <b>4</b> | <b>3</b> |
| <b>Playoffs</b>   |           |           |           |            |            |           |            |            |          |            |            |          |           |          |          |            |          |          |          |
| Year              | Team      | GP        | GS        | Tackles    |            |           | Sk         | Yds        | INT      |            |            |          | Fumbles   |          |          | ST Tackles |          |          |          |
|                   |           |           |           | T          | S          | A         |            |            | No       | Yds        | Lg         | TD       | PD        | FF       | FR       | Yds        | T        | S        | A        |
| 2020              | Tampa Bay | 4         | 4         | 19         | 15         | 4         | 0.0        | 0.0        | 3        | 36         | 36         | 0        | 5         | 0        | 0        | 0          | 0        | 0        | 0        |
| 2021              | Tampa Bay | 1         | 0         | 4          | 2          | 2         | 0.0        | 0.0        | 0        | 0          | 0          | 0        | 0         | 0        | 1        | 10         | 0        | 0        | 0        |
| <b>Postseason</b> |           | <b>5</b>  | <b>4</b>  | <b>19</b>  | <b>15</b>  | <b>4</b>  | <b>0.0</b> | <b>0.0</b> | <b>3</b> | <b>36</b>  | <b>36</b>  | <b>0</b> | <b>5</b>  | <b>0</b> | <b>1</b> | <b>10</b>  | <b>0</b> | <b>0</b> | <b>0</b> |

**SINGLE-GAME HIGHS**

- Tackles:** 10, vs. L.A. Rams, 11/23/20
- Passes Defended:** 2, twice, last at Indianapolis, 11/28/21
- Interceptions:** 1, five times, last vs. Kansas City Chiefs, 10/2/22
- INT-TD:** 1, at Detroit, 12/15/19 (70-yard return)
- Sacks:** 1.0, vs. Houston, 12/21/19
- Forced Fumbles:** 1, twice, last vs. Atlanta, 1/3/21
- Fumble Recoveries:** 1, vs. Atlanta, 1/3/21

**MURPHY-BUNTING'S GAME-BY-GAME STATISTICS**

**2022**

| DATE          | OPP  | TACKLES  |          |          |          |            |            |          | INTERCEPTIONS |           |           |          |          | FUMBLES  |          |          | ST TACKLES |          |          |
|---------------|------|----------|----------|----------|----------|------------|------------|----------|---------------|-----------|-----------|----------|----------|----------|----------|----------|------------|----------|----------|
|               |      | T        | S        | A        | TFL      | SK         | YDS        | QH       | NO            | YDS       | LG        | TD       | PD       | FF       | FR       | YDS      | T          | S        | A        |
| Sept. 11      | @DAL | 0        | 0        | 0        | 0        | 0.0        | 0.0        | 0        | 0             | 0         | 0         | 0        | 0        | 0        | 0        | 0        | 0          | 0        | 0        |
| Sept. 18      | @NO  | 0        | 0        | 0        | 0        | 0.0        | 0.0        | 0        | 0             | 0         | 0         | 0        | 0        | 0        | 0        | 0        | 1          | 0        | 1        |
| Sept. 25      | GB   | 0        | 0        | 0        | 0        | 0.0        | 0.0        | 0        | 0             | 0         | 0         | 0        | 0        | 0        | 0        | 0        | 0          | 0        | 0        |
| Oct. 2        | KC   | 1        | 0        | 1        | 0        | 0.0        | 0.0        | 0        | 1             | 33        | 33        | 0        | 1        | 0        | 0        | 0        | 0          | 0        | 0        |
| Oct. 9        | ATL  | 2        | 1        | 1        | 0        | 0.0        | 0.0        | 0        | 0             | 0         | 0         | 0        | 0        | 0        | 0        | 0        | 0          | 0        | 0        |
| Oct. 16       | @PIT | Inactive |          |          |          |            |            |          |               |           |           |          |          |          |          |          |            |          |          |
| Oct. 23       | @CAR |          |          |          |          |            |            |          |               |           |           |          |          |          |          |          |            |          |          |
| Oct. 27       | BAL  |          |          |          |          |            |            |          |               |           |           |          |          |          |          |          |            |          |          |
| Nov. 6        | LAR  |          |          |          |          |            |            |          |               |           |           |          |          |          |          |          |            |          |          |
| Nov. 13       | SEA  |          |          |          |          |            |            |          |               |           |           |          |          |          |          |          |            |          |          |
| Nov. 27       | @CLE |          |          |          |          |            |            |          |               |           |           |          |          |          |          |          |            |          |          |
| Dec. 5        | NO   |          |          |          |          |            |            |          |               |           |           |          |          |          |          |          |            |          |          |
| Dec. 11       | @SF  |          |          |          |          |            |            |          |               |           |           |          |          |          |          |          |            |          |          |
| Dec. 18       | CIN  |          |          |          |          |            |            |          |               |           |           |          |          |          |          |          |            |          |          |
| Dec. 25       | @ARI |          |          |          |          |            |            |          |               |           |           |          |          |          |          |          |            |          |          |
| Jan. 1        | CAR  |          |          |          |          |            |            |          |               |           |           |          |          |          |          |          |            |          |          |
| Jan. 7/8      | @ATL |          |          |          |          |            |            |          |               |           |           |          |          |          |          |          |            |          |          |
| <b>TOTALS</b> |      | <b>3</b> | <b>0</b> | <b>2</b> | <b>0</b> | <b>0.0</b> | <b>0.0</b> | <b>0</b> | <b>1</b>      | <b>33</b> | <b>33</b> | <b>0</b> | <b>1</b> | <b>0</b> | <b>0</b> | <b>0</b> | <b>1</b>   | <b>0</b> | <b>1</b> |

# #94 CARL NASSIB

**OUTSIDE LINEBACKER**  
**HT:** 6-7 **WT:** 275  
**DOB:** 4/12/93  
**NFL:** 7TH YEAR  
**ACQ:** FA, 2022  
**COLLEGE:** PENN STATE



## ACQUIRED BY BUCS:

- X Signed by Tampa Bay as a free agent on August 16, 2022.

## ORIGINALLY ENTERED THE NFL:

- X Originally entered the NFL as a third-round pick (65th overall) of the Cleveland Browns in the 2016 NFL Draft.

## CAREER HIGHLIGHTS:

- X Played for the Cleveland Browns (2016-17), Tampa Bay Buccaneers (2018-19) and Las Vegas Raiders (2020-21), before returning to Tampa Bay in 2022.
- X Has played in 94 career games, with 37 starts, totaling 176 tackles (41 for loss), 56 quarterback hits, 24.0 sacks, 17 passes defended, four forced fumbles, two fumble recoveries and one interception.
- X Nassib's first NFL sack came in his first career game, at Philadelphia (9/11/16).
- X His first career interception (returned for 23 yards) came as a member of the Las Vegas Raiders against the Denver Broncos (11/15/2022).
- X Nassib's two most productive seasons of his NFL career came in his first stint with the Tampa Bay Buccaneers. He totaled 63 tackles (20 for loss), 25 quarterback hits, 12.5 sacks, three forced fumbles, two passes defended and one fumble recovery.
- X Has played in one career postseason game in the Super Wild Card round against the Cincinnati Bengals (1/15/2022).

## 2022 HIGHLIGHTS:

- X Appeared in a reserve capacity and on special teams in the season opener at Dallas (9/11).
- X Recorded his second career fumble recovery in the Week 2 win at New Orleans (9/18).

- X Tallied one tackle in Week 3 vs. Green Bay (9/25).
- X Recorded four tackles (one for loss), one sack (for 11 yards) and one quarterback hit in Week 4 vs. Kansas City.
- X Finished with four tackles and one quarterback hit in Week 5 vs. Atlanta.
- X Logged one tackle (that went for a loss), one sack, one quarterback hit and one pass defended in Week 6 at Pittsburgh.
- X Recorded one tackle in Weeks 7-8.

## 2021 HIGHLIGHTS:

- X Recorded three tackles, 1.0 sack, one quarterback hit and a forced fumble vs. Baltimore (9/13/21).
- X Totaled four tackles and a half-sack vs. Miami (9/26/21).

## COLLEGE/PERSONAL:

- X Nassib spent five seasons at Penn State (2011-15), playing in 35 games, with 13 starts, recording 65 tackles, 17.5 sacks and eight forced fumbles.
- X Led the NCAA in sacks with 15.5 in his senior season (2015), setting a program record, while adding six forced fumbles and one interception.
- X Nassib set career highs in, collecting 46 total tackles, along with 15.5 sacks, an interception and six forced fumbles.
- X Earned All-America honors as a senior and won the Lombardi Award, Ted Hendricks Award, Lott IMPACT Trophy and the Big Ten's Nagurski-Woodson Defensive Player of the Year.
- X As a junior (2014), appeared in 13 games, with seven tackles, one sack and one forced fumble.

- X Played in 10 games as a sophomore (2013), totaling 12 tackles, one sack and one forced fumble.
- X Attended Malvern Preparatory School (Malvern, Pennsylvania), twice earning all-city honors on both offense and

- defense from the Pittsburgh Tribune-Review. Also played basketball.
- X Born Carl Paul Nassib on April 13, 1993, in West Chester, Pennsylvania.

## NASSIB'S CAREER STATISTICS

| Year              | Team      | GP        | GS        | Tackles    |            |           | Sk          | Yds          | INT      |           |           |          | Fumbles   |          |          | ST Tackles |          |          |          |
|-------------------|-----------|-----------|-----------|------------|------------|-----------|-------------|--------------|----------|-----------|-----------|----------|-----------|----------|----------|------------|----------|----------|----------|
|                   |           |           |           | T          | S          | A         |             |              | No       | Yds       | Lg        | TD       | PD        | FF       | FR       | Yds        | T        | S        | A        |
| 2016              | Cleveland | 14        | 3         | 20         | 15         | 5         | 2.5         | 14           | 0        | -         | -         | 0        | 4         | 0        | 0        | -          | 0        | 0        | 0        |
| 2017              | Cleveland | 16        | 12        | 32         | 19         | 13        | 3.0         | 14           | 0        | -         | -         | 0        | 5         | 0        | 0        | -          | 0        | 0        | 0        |
| 2018              | Tampa Bay | 15        | 9         | 29         | 22         | 7         | 6.5         | 46           | 0        | -         | -         | 0        | 2         | 2        | 0        | -          | 0        | 0        | 0        |
| 2019              | Tampa Bay | 14        | 8         | 34         | 24         | 10        | 6.0         | 25           | 0        | -         | -         | 0        | 0         | 1        | 1        | 0          | 0        | 0        | 0        |
| 2020              | Las Vegas | 14        | 5         | 28         | 17         | 11        | 2.5         | 21           | 1        | 23        | 23        | 0        | 5         | 0        | 0        | -          | 0        | 0        | 0        |
| 2021              | Las Vegas | 13        | 0         | 21         | 16         | 5         | 1.5         | 12.5         | 0        | -         | -         | 0        | 0         | 1        | 0        | -          | 0        | 0        | 0        |
| 2022              | Tampa Bay | 8         | 0         | 12         | 8          | 4         | 2.0         | 17.0         | 0        | -         | -         | 0        | 1         | 0        | 1        | -          | 0        | 0        | 0        |
| <b>NFL Totals</b> |           | <b>94</b> | <b>37</b> | <b>176</b> | <b>121</b> | <b>55</b> | <b>24.0</b> | <b>149.5</b> | <b>1</b> | <b>23</b> | <b>23</b> | <b>0</b> | <b>17</b> | <b>4</b> | <b>2</b> | <b>0</b>   | <b>0</b> | <b>0</b> | <b>0</b> |
| Year              | Team      | GP        | GS        | Tackles    |            |           | Sk          | Yds          | INT      |           |           |          | Fumbles   |          |          | Tackles    |          |          |          |
|                   |           |           |           | T          | S          | A         |             |              | No       | Yds       | Lg        | TD       | PD        | FF       | FR       | Yds        | T        | S        | A        |
| 2021              | Las Vegas | 1         | 0         | 3          | 0          | 3         | 0           | -            | 0        | -         | -         | 0        | 0         | 0        | 0        | -          | 0        | 0        | 0        |
| <b>Postseason</b> |           | <b>1</b>  | <b>0</b>  | <b>3</b>   | <b>0</b>   | <b>3</b>  | <b>0</b>    | <b>-</b>     | <b>0</b> | <b>-</b>  | <b>-</b>  | <b>0</b> | <b>0</b>  | <b>0</b> | <b>0</b> | <b>-</b>   | <b>0</b> | <b>0</b> | <b>0</b> |

### SINGLE-GAME HIGHS

**Tackles:** 6, twice, last vs. Carolina, 10/13/19  
**Sacks:** 2.0, vs. Cleveland, 10/21/18  
**Passes Defensed:** 3, vs. New York Jets, 10/30/16  
**Fumble Recovery:** 1, twice, last at New Orleans, 9/18/22  
**Forced Fumble:** 1, four times, last vs. Baltimore, 9/13/21

## NASSIB'S GAME-BY-GAME STATISTICS

### 2022

| DATE          | OPP  | TACKLES   |          |          |          |            |             |          | INTERCEPTIONS |          |          |          |          | FUMBLES  |          |          | ST TACKLES |          |          |
|---------------|------|-----------|----------|----------|----------|------------|-------------|----------|---------------|----------|----------|----------|----------|----------|----------|----------|------------|----------|----------|
|               |      | T         | S        | A        | TFL      | SK         | YDS         | QH       | NO            | YDS      | LG       | TD       | PD       | FF       | FR       | YDS      | T          | S        | A        |
| Sept. 11      | @DAL | 0         | 0        | 0        | 0        | 0.0        | 0.0         | 0        | 0             | 0        | 0        | 0        | 0        | 0        | 0        | 0        | 0          | 0        | 0        |
| Sept. 18      | @NO  | 0         | 0        | 0        | 0        | 0.0        | 0.0         | 0        | 0             | 0        | 0        | 0        | 0        | 0        | 1        | 0        | 0          | 0        | 0        |
| Sept. 25      | GB   | 1         | 1        | 0        | 0        | 0.0        | 0.0         | 0        | 0             | 0        | 0        | 0        | 0        | 0        | 0        | 0        | 0          | 0        | 0        |
| Oct. 2        | KC   | 4         | 2        | 2        | 1        | 1.0        | 11.0        | 1        | 0             | 0        | 0        | 0        | 0        | 0        | 0        | 0        | 0          | 0        | 0        |
| Oct. 9        | ATL  | 4         | 3        | 1        | 0        | 0.0        | 0.0         | 1        | 0             | 0        | 0        | 0        | 0        | 0        | 0        | 0        | 0          | 0        | 0        |
| Oct. 16       | @PIT | 1         | 1        | 0        | 1        | 1.0        | 6.0         | 1        | 0             | 0        | 0        | 0        | 1        | 0        | 0        | 0        | 0          | 0        | 0        |
| Oct. 23       | @CAR | 1         | 0        | 1        | 0        | 0.0        | 0.0         | 0        | 0             | 0        | 0        | 0        | 0        | 0        | 0        | 0        | 0          | 0        | 0        |
| Oct. 27       | BAL  | 1         | 1        | 0        | 0        | 0.0        | 0.0         | 0        | 0             | 0        | 0        | 0        | 0        | 0        | 0        | 0        | 0          | 0        | 0        |
| Nov. 6        | LAR  |           |          |          |          |            |             |          |               |          |          |          |          |          |          |          |            |          |          |
| Nov. 13       | SEA  |           |          |          |          |            |             |          |               |          |          |          |          |          |          |          |            |          |          |
| Nov. 27       | @CLE |           |          |          |          |            |             |          |               |          |          |          |          |          |          |          |            |          |          |
| Dec. 5        | NO   |           |          |          |          |            |             |          |               |          |          |          |          |          |          |          |            |          |          |
| Dec. 11       | @SF  |           |          |          |          |            |             |          |               |          |          |          |          |          |          |          |            |          |          |
| Dec. 18       | CIN  |           |          |          |          |            |             |          |               |          |          |          |          |          |          |          |            |          |          |
| Dec. 25       | @ARI |           |          |          |          |            |             |          |               |          |          |          |          |          |          |          |            |          |          |
| Jan. 1        | CAR  |           |          |          |          |            |             |          |               |          |          |          |          |          |          |          |            |          |          |
| Jan. 7/8      | @ATL |           |          |          |          |            |             |          |               |          |          |          |          |          |          |          |            |          |          |
| <b>TOTALS</b> |      | <b>12</b> | <b>8</b> | <b>4</b> | <b>2</b> | <b>2.0</b> | <b>17.0</b> | <b>3</b> | <b>0</b>      | <b>0</b> | <b>0</b> | <b>0</b> | <b>1</b> | <b>0</b> | <b>1</b> | <b>0</b> | <b>0</b>   | <b>0</b> | <b>0</b> |



# #22 KEANU NEAL

## SAFETY

HT: 6-0 WT: 211

DOB: 7/26/95

NFL: 7TH YEAR

ACQ: UFA (DAL), 2022

COLLEGE: FLORIDA



## ACQUIRED BY BUCS:

- X Signed by Tampa Bay as an unrestricted free agent on April 6, 2022 from the Dallas Cowboys.

## ORIGINALLY ENTERED NFL:

- X Originally entered the NFL as a first-round pick (17th overall) by the Atlanta Falcons in the 2016 NFL Draft.

## AWARDS & ACCOLADES:

- X 2017 Pro Bowl Selection
- X PFWA All-Rookie Team Selection

## CAREER HIGHLIGHTS:

- X Played for the Atlanta Falcons (2016–2020) and Dallas Cowboys (2021) prior to joining Tampa Bay.
- X Has played in 71 regular season games, with 56 starts, totaling 428 tackles (20 for loss), 17 passes defended, eight forced fumbles, four fumble recoveries, two interceptions and 2.0 sacks. Also has 10 special teams tackles.
- X Has started 5-of-5 postseason contests, recording 41 tackles (one for loss), one fumble recovery and one pass defended.
- X Made a career-high 12 tackles vs. Las Vegas (11/25/21).
- X Registered his first career sack vs. Detroit (10/25/20).
- X Forced a pair of fumbles at Carolina (11/5/17).
- X Made NFL debut at New Orleans (9/26/16).

## 2022 HIGHLIGHTS:

- X Recorded one tackle on special teams in Week 1 at Dallas (9/11).

- X Appeared in Week 2 at New Orleans in a reserve capacity and on special teams.
- X Appeared in a reserve capacity in Week 3 vs. Green Bay, recording one tackle. Also added one tackle on special teams.
- X Recorded a then-season-high six tackles and one quarterback hit in Week 4 vs. Kansas City.
- X Tallied three tackles in Week 5 vs. Atlanta.
- X Started in Week 6 at Pittsburgh, tallying four tackles.
- X Started in Week 7 at Carolina, finishing with four tackles (one for loss), one quarterback hit and one pass defended.
- X Started in Week 8 vs. Baltimore and tallied a then-season-high eight tackles.

## 2021 HIGHLIGHTS:

- X Switched from linebacker to safety for the 2021 season, appearing in 14 games, with five starts.
- X Recorded a sack at New Orleans (12/2/21).
- X Notched a career-high 12 tackles vs. Las Vegas (11/25/21).

## COLLEGE/PERSONAL:

- X Started 19-of-34 games he played over three seasons at Florida (2013–15), tallying 146 tackles, nine passes defended, four interceptions, two forced fumbles and one fumble recovery.
- X Attended South Sumter High School in Bushnell, Florida.
- X Married to Krizia, with one son, Keanu.

## NEAL'S CAREER STATISTICS

| Year              | Team      | Tackles   |           |            |            |            | INT        |             |          |           |           | Fumbles  |           |          | ST Tackles |          |           |          |          |
|-------------------|-----------|-----------|-----------|------------|------------|------------|------------|-------------|----------|-----------|-----------|----------|-----------|----------|------------|----------|-----------|----------|----------|
|                   |           | GP        | GS        | T          | S          | A          | Sk         | Yds         | No       | Yds       | Lg        | TD       | PD        | FF       | FR         | Yds      | T         | S        | A        |
| 2016              | Atlanta   | 14        | 14        | 105        | 72         | 33         | 0.0        | 0.0         | 0        | -         | -         | 0        | 8         | 5        | 1          | 0        | 1         | 0        | 1        |
| 2017              | Atlanta   | 16        | 16        | 113        | 81         | 32         | 0.0        | 0.0         | 1        | 19        | 19        | 0        | 6         | 3        | 2          | 0        | 3         | 2        | 1        |
| 2018              | Atlanta   | 1         | 1         | 2          | 1          | 1          | 0.0        | 0.0         | 0        | -         | -         | 0        | 0         | 0        | 0          | 0        | 0         | 0        | 0        |
| 2019              | Atlanta   | 3         | 3         | 14         | 11         | 3          | 0.0        | 0.0         | 0        | -         | -         | 0        | 0         | 0        | 0          | 0        | 0         | 0        | 0        |
| 2020              | Atlanta   | 15        | 14        | 98         | 74         | 24         | 1.0        | 9.0         | 1        | 0         | 0         | 2        | 0         | 1        | 0          | 2        | 2         | 0        |          |
| 2021              | Dallas    | 14        | 5         | 70         | 42         | 28         | 1.0        | 1.0         | 0        | -         | -         | 0        | 0         | 0        | 0          | 0        | 2         | 2        | 0        |
| 2022              | Tampa Bay | 8         | 3         | 26         | 20         | 6          | 0.0        | 0.0         | 0        | -         | -         | 0        | 1         | 0        | 0          | 0        | 2         | 2        | 0        |
| <b>NFL Totals</b> |           | <b>71</b> | <b>56</b> | <b>428</b> | <b>301</b> | <b>127</b> | <b>2.0</b> | <b>10.0</b> | <b>2</b> | <b>19</b> | <b>19</b> | <b>0</b> | <b>17</b> | <b>8</b> | <b>4</b>   | <b>0</b> | <b>10</b> | <b>8</b> | <b>2</b> |

### Playoffs

| Year              | Team    | Tackles  |          |           |           |          | INT        |            |          |          |          | Fumbles  |          |          | ST Tackles |          |          |          |          |
|-------------------|---------|----------|----------|-----------|-----------|----------|------------|------------|----------|----------|----------|----------|----------|----------|------------|----------|----------|----------|----------|
|                   |         | GP       | GS       | T         | S         | A        | Sk         | Yds        | No       | Yds      | Lg       | TD       | PD       | FF       | FR         | Yds      | T        | S        | A        |
| 2016              | Atlanta | 3        | 3        | 28        | 22        | 6        | 0.0        | 0.0        | 0        | -        | -        | 0        | 0        | 0        | 0          | 0        | 2        | 2        | 0        |
| 2017              | Atlanta | 2        | 2        | 13        | 11        | 2        | 0.0        | 0.0        | 0        | -        | -        | 0        | 1        | 0        | 1          | 0        | 1        | 0        | 1        |
| <b>Postseason</b> |         | <b>5</b> | <b>5</b> | <b>41</b> | <b>33</b> | <b>8</b> | <b>0.0</b> | <b>0.0</b> | <b>0</b> | <b>-</b> | <b>-</b> | <b>0</b> | <b>1</b> | <b>0</b> | <b>1</b>   | <b>0</b> | <b>3</b> | <b>2</b> | <b>1</b> |

### SINGLE-GAME HIGHS

**Tackles:** 12, vs. Las Vegas, 11/25/21  
**Passes Defensed:** 2, twice, last vs. Tampa Bay, 11/26/17  
**Interceptions:** 1, twice, last at Kansas City, 12/27/20  
**Sacks:** 1.0, twice, at New Orleans, 12/21/21  
**Forced Fumbles:** 2, twice, last at Carolina, 11/5/17  
**Fumble Recoveries:** 1, four times, vs. Las Vegas, 11/29/20

## NEAL'S GAME-BY-GAME STATISTICS

### 2022

| DATE          | OPP  | TACKLES   |           |          |          |            | INTERCEPTIONS |          |          |          |          | FUMBLES  |          |          | ST TACKLES |          |          |          |          |
|---------------|------|-----------|-----------|----------|----------|------------|---------------|----------|----------|----------|----------|----------|----------|----------|------------|----------|----------|----------|----------|
|               |      | T         | S         | A        | TFL      | SK         | YDS           | QH       | NO       | YDS      | LG       | TD       | PD       | FF       | FR         | YDS      | T        | S        | A        |
| Sept. 11      | @DAL | 0         | 0         | 0        | 0        | 0.0        | 0.0           | 0        | 0        | 0        | 0        | 0        | 0        | 0        | 0          | 0        | 1        | 1        | 0        |
| Sept. 18      | @NO  | 0         | 0         | 0        | 0        | 0.0        | 0.0           | 0        | 0        | 0        | 0        | 0        | 0        | 0        | 0          | 0        | 0        | 0        | 0        |
| Sept. 25      | GB   | 1         | 1         | 0        | 0        | 0.0        | 0.0           | 0        | 0        | 0        | 0        | 0        | 0        | 0        | 0          | 0        | 1        | 1        | 0        |
| Oct. 2        | KC   | 6         | 6         | 0        | 0        | 0.0        | 0.0           | 1        | 0        | 0        | 0        | 0        | 0        | 0        | 0          | 0        | 0        | 0        | 0        |
| Oct. 9        | ATL  | 3         | 3         | 0        | 0        | 0.0        | 0.0           | 0        | 0        | 0        | 0        | 0        | 0        | 0        | 0          | 0        | 0        | 0        | 0        |
| Oct. 16       | @PIT | 4         | 3         | 1        | 0        | 0.0        | 0.0           | 0        | 0        | 0        | 0        | 0        | 0        | 0        | 0          | 0        | 0        | 0        | 0        |
| Oct. 23       | @CAR | 4         | 3         | 1        | 1        | 0.0        | 0.0           | 1        | 0        | 0        | 0        | 0        | 1        | 0        | 0          | 0        | 0        | 0        | 0        |
| Oct. 27       | BAL  | 8         | 4         | 4        | 0        | 0.0        | 0.0           | 0        | 0        | 0        | 0        | 0        | 0        | 0        | 0          | 0        | 0        | 0        | 0        |
| Nov. 6        | LAR  |           |           |          |          |            |               |          |          |          |          |          |          |          |            |          |          |          |          |
| Nov. 13       | SEA  |           |           |          |          |            |               |          |          |          |          |          |          |          |            |          |          |          |          |
| Nov. 27       | @CLE |           |           |          |          |            |               |          |          |          |          |          |          |          |            |          |          |          |          |
| Dec. 5        | NO   |           |           |          |          |            |               |          |          |          |          |          |          |          |            |          |          |          |          |
| Dec. 11       | @SF  |           |           |          |          |            |               |          |          |          |          |          |          |          |            |          |          |          |          |
| Dec. 18       | CIN  |           |           |          |          |            |               |          |          |          |          |          |          |          |            |          |          |          |          |
| Dec. 25       | @ARI |           |           |          |          |            |               |          |          |          |          |          |          |          |            |          |          |          |          |
| Jan. 1        | CAR  |           |           |          |          |            |               |          |          |          |          |          |          |          |            |          |          |          |          |
| Jan. 7/8      | @ATL |           |           |          |          |            |               |          |          |          |          |          |          |          |            |          |          |          |          |
| <b>TOTALS</b> |      | <b>26</b> | <b>20</b> | <b>6</b> | <b>1</b> | <b>0.0</b> | <b>0.0</b>    | <b>2</b> | <b>0</b> | <b>0</b> | <b>0</b> | <b>0</b> | <b>1</b> | <b>0</b> | <b>0</b>   | <b>0</b> | <b>2</b> | <b>2</b> | <b>0</b> |

# #98

## ANTHONY NELSON

OUTSIDE LINEBACKER

HT: 6-7 WT: 271

DOB: 3/4/97

NFL: 4TH YEAR

ACQ: D4, 2019

COLLEGE: IOWA



### ACQUIRED BY BUCS:

- X Selected in the fourth round (107th overall) of the 2019 NFL Draft by the Buccaneers.

### AWARDS & ACCOLADES:

- X Super Bowl LV Champion.

### CAREER HIGHLIGHTS:

- X Has played in 50 regular season games, with four starts, recording 54 tackles (11 for loss), 19 quarterback hits, 8.0 sacks, three passes defended, one forced fumble and one fumble recovery. Also has seven career special teams tackles.
- X Has played in six postseason games, recording four tackles (one for loss), one sack and four quarterback hits. Also tallied two special teams tackles.
- X Tampa Bay's 2020 defense led the league in rushing yards allowed per game (80.6) and yards allowed per rush (3.60), while ranking sixth in yards allowed per play (5.12), sixth in yards allowed per game (327.1), ranking tied for second in tackles for loss (91), tied for fourth in sacks (48.0) and tied for fifth in takeaways (25).
- X Notched first career sack at Detroit (12/27/20).
- X Tallied first career forced fumble and pass defended at Carolina (9/12/19).
- X Made first career start at Los Angeles Rams (9/29/19).
- X Made NFL debut in a reserve role vs. San Francisco (9/8/19).

### 2022 HIGHLIGHTS:

- X Recorded 1.0 sack in the season opener at Dallas, improving his career total to 7.0 sacks. Marked his fourth straight regular season game with a sack, tied for the third-longest streak in team history.

- X Recorded one tackle in the Week 2 win at New Orleans (9/18) and in Week 3 vs. Green Bay (9/25).
- X Finished with two tackles, one sack, one quarterback hit and one tackle for loss in Week 4 vs. Kansas City. Also added one tackle on special teams.
- X Tallied two tackles in Week 5 vs. Atlanta and Week 6 at Pittsburgh.
- X Appeared in a reserve capacity and on special teams in Week 7 at Carolina, finishing with one special teams tackle.
- X Recorded one tackle in Week 8 vs. Baltimore.

### 2021 HIGHLIGHTS:

- X Contributed to a Buccaneers defense that allowed the fifth-fewest points per game (20.8) and seventh-fewest yards per play (5.20) while ranking third in the NFL in rush defense (92.5 yards per game), allowing the fourth-fewest yards per pass play (5.97), recording the seventh-most sacks (47.0) and tying for the fifth-most takeaways (29).
- X Played in a reserve role in the season opener against Dallas (9/9), helping the defense limit Dallas to 60 yards rushing and 3.3 yards per carry.
- X Registered one tackle against Atlanta (9/19) and was part of a defense that held the Falcons to 55 rushing yards on 20 attempts (2.8 avg.).
- X Tallied one tackle at L.A. Rams (9/26).
- X At New England (10/3), was part of a defense that held the Patriots to -1 yards rushing - the fewest allowed in a game in Buccaneers history and the fewest allowed by any NFL team since 2007.
- X Played in a reserve role against Miami (10/10).
- X Part of a defense that limited Philadelphia (10/14) to 213 total yards.

- X Against Chicago (10/24), tallied two tackles.
- X Registered two special teams tackles at New Orleans (10/31).
- X At Washington (11/14), recorded four tackles and a sack.
- X Recorded his second sack of the season and his second in as many games with an 11-yard drop of N.Y. Giants QB Daniel Jones (11/22). Part of a defense that limited the Giants to 215 total yards, including 149 yards passing.
- X Notched one quarterback hit and one special teams tackle at Indianapolis (11/28).
- X Tallied a quarterback hit at Atlanta (12/5).
- X Played in a reserve role in an overtime win against Buffalo (12/12).
- X Tallied one tackle against New Orleans (12/19). Part of a defense that limited the Saints to just 212 yards of offense and 3.5 yards per play.
- X Recorded two quarterback hits, including one sack, at Carolina (12/26). Nelson was part of a defense that held Carolina to six points and 4.1 yards per play en route to helping Tampa Bay clinch the team's first NFC South division title since 2007.
- X Registered three tackles (two for loss), including a sack, in a start at N.Y. Jets (1/2/22), while also adding a pass defended and recovering a fumble on the final play of the game.
- X Against Carolina (1/9/22), recorded five tackles (two for loss), including a sack of Panthers QB Sam Darnold.
- X In Super Wild Card Round against Philadelphia (1/16/22), recorded two quarterback hits.
- X Registered one tackle on defense and one on special teams in Divisional Round matchup against Los Angeles Rams (1/23/22).




### COLLEGE:

- X Played in 37 games at Iowa (2015–18), totaling 119 tackles (31 for loss), 23.0 sacks, seven passes defended, four forced fumbles and one fumble recovery, which was recovered in the end zone for a touchdown.
- X Three-time Academic All-Big Ten selection
- X Posted 9.5 sacks as a redshirt junior (2018), tied for the second-most in the Big Ten and tied for the 17th-most in the FBS, while adding 45 tackles (13.5 for loss).
- X Named second-team All-Big-Ten by the league's media, while earning third-team honors from Phil Steele and the league's coaches.
- X In 2017, as a redshirt sophomore (2017), recorded 41 tackles (9.5 for loss), 7.5 sacks, four passes defended, two forced fumbles and a blocked field goal, earning third-team All-Big Ten honors from the league's media and honorable mention from the league's coaches.
- X Played in all 13 games as a redshirt freshman (2016), registering 33 tackles (eight for loss), 7.0 sacks, two forced fumbles and a pass defended.
- X Redshirted in 2015.

### PERSONAL/COMMUNITY:

- X Attended Waukee High School (Urbandale, Iowa), where he earned Class 4A Western Iowa Defensive Player of the Year as a senior as was named to the Des Moines Register Elite all-state team as a senior and first-team all-state by Iowa Newspaper.
- X Married to Jordyn.
- X Son of Christy and Jeff Nelson.
- X Father, Jeff, played football at Iowa.



- X In 2020, supported Special Olympics as part of the NFL's My Cause, My Cleats initiative.
- X In June 2019, rookies participated in Tampa's Police Department Citizen's Academy and visited MacDill's Air Force Base.
- X Nelson participated in the Linebackers Light Up the Holidays event as part of the 2019 holiday season, helping surprise a group of children with a shopping spree at Target.

## NELSON'S CAREER STATISTICS

| Year              | Team      | Tackles   |          |           |           |           |            | INT         |          |          |          | Fumbles  |          |          | ST Tackles |          |          |          |          |
|-------------------|-----------|-----------|----------|-----------|-----------|-----------|------------|-------------|----------|----------|----------|----------|----------|----------|------------|----------|----------|----------|----------|
|                   |           | GP        | GS       | T         | S         | A         | Sk         | Yds         | No       | Yds      | Lg       | TD       | PD       | FF       | FR         | Yds      | T        | S        | A        |
| 2019              | Tampa Bay | 9         | 1        | 8         | 1         | 7         | 0.0        | 0.0         | 0        | 0        | 0        | 1        | 1        | 0        | 0          | 0        | 0        | 0        | 0        |
| 2020              | Tampa Bay | 16        | 1        | 16        | 10        | 6         | 1.0        | 10.0        | 0        | 0        | 0        | 0        | 1        | 0        | 0          | 0        | 2        | 1        | 1        |
| 2021              | Tampa Bay | 17        | 2        | 19        | 12        | 7         | 5.0        | 45.0        | 0        | 0        | 0        | 0        | 1        | 0        | 0          | 0        | 3        | 1        | 2        |
| 2022              | Tampa Bay | 8         | 0        | 11        | 5         | 6         | 2.0        | 11.0        | 0        | 0        | 0        | 0        | 0        | 0        | 0          | 0        | 2        | 1        | 1        |
| <b>NFL Totals</b> |           | <b>50</b> | <b>4</b> | <b>54</b> | <b>28</b> | <b>26</b> | <b>8.0</b> | <b>66.0</b> | <b>0</b> | <b>0</b> | <b>0</b> | <b>0</b> | <b>3</b> | <b>1</b> | <b>0</b>   | <b>0</b> | <b>7</b> | <b>3</b> | <b>4</b> |
| <b>Playoffs</b>   |           |           |          |           |           |           |            |             |          |          |          |          |          |          |            |          |          |          |          |
| Year              | Team      | Tackles   |          |           |           |           |            | INT         |          |          |          | Fumbles  |          |          | ST Tackles |          |          |          |          |
|                   |           | GP        | GS       | T         | S         | A         | Sk         | Yds         | No       | Yds      | Lg       | TD       | PD       | FF       | FR         | Yds      | T        | S        | A        |
| 2020              | Tampa Bay | 4         | 0        | 3         | 3         | 0         | 1.0        | 6.0         | 0        | 0        | 0        | 0        | 0        | 0        | 0          | 0        | 1        | 1        | 0        |
| 2021              | Tampa Bay | 2         | 0        | 1         | 0         | 1         | 0.0        | 0.0         | 0        | 0        | 0        | 0        | 0        | 0        | 0          | 0        | 1        | 1        | 0        |
| <b>Postseason</b> |           | <b>6</b>  | <b>0</b> | <b>4</b>  | <b>3</b>  | <b>1</b>  | <b>1.0</b> | <b>6.0</b>  | <b>0</b> | <b>0</b> | <b>0</b> | <b>0</b> | <b>0</b> | <b>0</b> | <b>0</b>   | <b>0</b> | <b>2</b> | <b>2</b> | <b>0</b> |

## NELSON'S GAME-BY-GAME STATISTICS

### 2022

| DATE          | OPP  | TACKLES   |          |          |          |            |             |          |          | INTERCEPTIONS |          |          |          |          | FUMBLES  |          |          | ST TACKLES |          |  |
|---------------|------|-----------|----------|----------|----------|------------|-------------|----------|----------|---------------|----------|----------|----------|----------|----------|----------|----------|------------|----------|--|
|               |      | T         | S        | A        | TFL      | SK         | YDS         | QH       | NO       | YDS           | LG       | TD       | PD       | FF       | FR       | YDS      | T        | S          | A        |  |
| Sept. 11      | @DAL | 2         | 1        | 1        | 1        | 1.0        | 6.0         | 1        | 0        | 0             | 0        | 0        | 0        | 0        | 0        | 0        | 0        | 0          | 0        |  |
| Sept. 18      | @NO  | 1         | 0        | 1        | 0        | 0.0        | 0.0         | 0        | 0        | 0             | 0        | 0        | 0        | 0        | 0        | 0        | 0        | 0          | 0        |  |
| Sept. 25      | GB   | 1         | 1        | 0        | 0        | 0.0        | 0.0         | 0        | 0        | 0             | 0        | 0        | 0        | 0        | 0        | 0        | 0        | 0          | 0        |  |
| Oct. 2        | KC   | 2         | 1        | 1        | 1        | 1.0        | 5.0         | 1        | 0        | 0             | 0        | 0        | 0        | 0        | 0        | 0        | 1        | 0          | 1        |  |
| Oct. 9        | ATL  | 2         | 1        | 1        | 0        | 0.0        | 0.0         | 0        | 0        | 0             | 0        | 0        | 0        | 0        | 0        | 0        | 0        | 0          | 0        |  |
| Oct. 16       | @PIT | 2         | 1        | 1        | 0        | 0.0        | 0.0         | 0        | 0        | 0             | 0        | 0        | 0        | 0        | 0        | 0        | 0        | 0          | 0        |  |
| Oct. 23       | @CAR | 0         | 0        | 0        | 0        | 0.0        | 0.0         | 0        | 0        | 0             | 0        | 0        | 0        | 0        | 0        | 0        | 1        | 1          | 0        |  |
| Oct. 27       | BAL  | 1         | 0        | 1        | 0        | 0.0        | 0.0         | 0        | 0        | 0             | 0        | 0        | 0        | 0        | 0        | 0        | 0        | 0          | 0        |  |
| Nov. 6        | LAR  |           |          |          |          |            |             |          |          |               |          |          |          |          |          |          |          |            |          |  |
| Nov. 13       | SEA  |           |          |          |          |            |             |          |          |               |          |          |          |          |          |          |          |            |          |  |
| Nov. 27       | @CLE |           |          |          |          |            |             |          |          |               |          |          |          |          |          |          |          |            |          |  |
| Dec. 5        | NO   |           |          |          |          |            |             |          |          |               |          |          |          |          |          |          |          |            |          |  |
| Dec. 11       | @SF  |           |          |          |          |            |             |          |          |               |          |          |          |          |          |          |          |            |          |  |
| Dec. 18       | CIN  |           |          |          |          |            |             |          |          |               |          |          |          |          |          |          |          |            |          |  |
| Dec. 25       | @ARI |           |          |          |          |            |             |          |          |               |          |          |          |          |          |          |          |            |          |  |
| Jan. 1        | CAR  |           |          |          |          |            |             |          |          |               |          |          |          |          |          |          |          |            |          |  |
| Jan. 7/8      | @ATL |           |          |          |          |            |             |          |          |               |          |          |          |          |          |          |          |            |          |  |
| <b>TOTALS</b> |      | <b>11</b> | <b>5</b> | <b>6</b> | <b>2</b> | <b>2.0</b> | <b>11.0</b> | <b>2</b> | <b>0</b> | <b>0</b>      | <b>0</b> | <b>0</b> | <b>0</b> | <b>0</b> | <b>0</b> | <b>0</b> | <b>2</b> | <b>1</b>   | <b>1</b> |  |

# #56

## RAKEEM NUÑEZ-ROCHES

DEFENSIVE LINEMAN

HT: 6-2 WT: 307

DOB: 3/4/97

NFL: 8TH YEAR

ACQ: FA, 2018

COLLEGE: SOUTHERN MISS



### ACQUIRED BY BUCS:

- X Signed by Tampa Bay as a free agent on October 2, 2018.

### ORIGINALLY ENTERED NFL:

- X Originally entered the NFL as a sixth-round pick (217th overall) of the Kansas City Chiefs in the 2015 NFL Draft.

### AWARDS & ACCOLADES:

- X Super Bowl LV Champion.

### CAREER HIGHLIGHTS:

- X Played for Kansas City (2015-17) and spent time in the 2018 offseason with the Indianapolis Colts.
- X Has played in 93 career regular season games, with 34 starts, registering 115 tackles (12 for loss), nine quarterback hits, 1.5 sacks, one forced fumble and one fumble recovery.
- X Has played in seven career postseason games, with four starts, recording eight tackles (two for loss) and three quarterback hits.
- X Tampa Bay's 2020 defense led the league in rushing yards allowed per game (80.6) and yards allowed per rush (3.60), while ranking sixth in yards allowed per play (5.12), sixth in yards allowed per game (327.1), ranking tied for second in tackles for loss (91), tied for fourth in sacks (48.0) and tied for fifth in takeaways (25).



- X Recorded first career fumble recovery vs. New York Giants (9/22/19).
- X Registered first career sack against Oakland (12/8/16).
- X Made first career start at Carolina (11/13/16), recording four tackles (two for loss) and a sack.
- X Made NFL debut at Minnesota (10/18/15).

### 2022 HIGHLIGHTS:

- X Recorded one tackle in the season opener at Dallas (9/11).
- X Tallied two tackles in the Week 2 win at New Orleans (9/18).
- X Started at defensive tackle, tallying three tackles in Week 3 vs. Green Bay (9/25).
- X Started at defensive tackle in Week 4 vs. Kansas City, finishing with one tackle that went for a loss.
- X Appeared in a reserve capacity in Week 5 vs. Atlanta.
- X Started at defensive tackle in Week 6 at Pittsburgh, recording two tackles.
- X Started in Week 7 at Carolina, finishing with four tackles (one for loss).
- X Recorded three tackles (one for loss) in Week 8 vs. Baltimore.

### 2021 HIGHLIGHTS:

- X Contributed to a Buccaneers defense that allowed the fifth-fewest points per game (20.8) and seventh-fewest yards per play (5.20) while ranking third in the NFL in rush defense (92.5 yards per game), allowing the fourth-fewest yards per pass play (5.97), recording the seventh-most sacks (47.0) and tying for the fifth-most takeaways (29).
- X Registered one tackle in season opener against Dallas (9/9). Part of a defense that limited the Cowboys to 60 rushing yards.



X Against Atlanta (9/19), tallied two tackles, including a three-yard tackle for loss on third-and-one, forcing a Falcons punt from their own 10-yard line - helping set up a Buccaneers touchdown. Was part of a defense that held the Falcons to 55 rushing yards on 20 attempts (2.8 avg.).

X Tallied one tackle at L.A. Rams (9/26).

X At New England (10/3), was part of a defense that held the Patriots to -1 yards rushing - the fewest allowed in a game in Buccaneers history and the fewest allowed by any NFL team since 2007.

X Played in a reserve role against Miami (10/10).

X Part of a defense that limited Philadelphia (10/14) to 213 total yards.

X Played in a reserve role against Chicago (10/24).

X Registered one tackle for loss at New Orleans (10/31).

X At Washington (11/14), notched two tackles.

X Started in place of Vita Vea against N.Y. Giants (11/22), tallying one tackle. Part of a defense that limited the Giants to 215 total yards, including 149 yards passing.

X Played in a reserve role at Indianapolis (11/28).

X Notched two tackles at Atlanta (12/5).

X Recorded one tackle for loss in overtime win against Buffalo (12/12).

X Against New Orleans (12/19), tallied two tackles. Part of a defense that limited the Saints to just 212 yards of offense and 3.5 yards per play.

X Notched two tackles at N.Y. Jets (1/2/22).

X Recorded two tackles and a forced fumble against Carolina (1/9/22).

X In Super Wild Card Round against Philadelphia (1/16/22), recorded two quarterback hits.

X Tallied four tackles (two for loss) in Divisional Round against Los Angeles Rams (1/23/22).



## COLLEGE/PERSONAL:

X Started 24-of-31 games at Southern Miss (2011-14), recording 105 tackles (22.0 for loss), 4.0 sacks, a forced fumble and a blocked field goal.

X Declared for the NFL draft following his redshirt junior season.

X Named first-team All-Conference USA following his redshirt junior year (2014), starting all 11 games, with 58 tackles and 3.0 sacks.

X Took a medical redshirt in 2013.

X Honorable mention All-Conference USA as a sophomore (2012), starting 11-of-12 games, with 37 tackles and one sack.

X Earned Conference USA All-freshman team honors in 2011.

X Majored in biological sciences.

X Attended Central High School (Phenix City, Alabama).

X Son of Stephanie Worthy and Bobby Smith

X His wife serves in the Air Force, while his father and three cousins served in the Army and an additional cousin serves in the Navy.

X A native of Dangriga, Belize.

## COMMUNITY:

X In 2020, supported the Breaking Boundaries Foundation as part of the NFL's My Cause, My Cleats initiative.

X Nunez-Roches, along with the defensive lineman hosted the 8th annual "D-Line Delivers Christmas" in 2019. Local families were surprised with a tour of AdventHealth Training Center, dinner with D-Line, and a shopping spree at Target.



## NUNEZ-ROCHES' CAREER STATISTICS

| Year              | Team        | GP        | GS        | Tackles    |           |           |            | Sk         | Yds      | INT      |          |          |          | Fumbles  |          |          | ST Tackles |          |          |          |          |
|-------------------|-------------|-----------|-----------|------------|-----------|-----------|------------|------------|----------|----------|----------|----------|----------|----------|----------|----------|------------|----------|----------|----------|----------|
|                   |             |           |           | T          | S         | A         |            |            |          | No       | Yds      | Lg       | TD       | PD       | FF       | FR       | Yds        | T        | S        | A        |          |
| 2015              | Kansas City | 7         | 0         | 4          | 4         | 0         | 0.0        | 0.0        | 0        | 0        | 0        | 0        | 0        | 0        | 0        | 0        | 0          | 0        | 0        | 0        |          |
| 2016              | Kansas City | 11        | 5         | 23         | 14        | 9         | 1.0        | 0.0        | 0        | 0        | 0        | 0        | 0        | 0        | 0        | 0        | 0          | 0        | 0        | 0        |          |
| 2017              | Kansas City | 16        | 11        | 24         | 13        | 11        | 0.5        | 0.0        | 0        | 0        | 0        | 0        | 0        | 0        | 0        | 0        | 0          | 0        | 0        | 0        |          |
| 2018              | Tampa Bay   | 3         | 0         | 2          | 2         | 0         | 0.0        | 0.0        | 0        | 0        | 0        | 0        | 0        | 0        | 0        | 0        | 0          | 0        | 0        | 0        |          |
| 2019              | Tampa Bay   | 16        | 0         | 9          | 5         | 4         | 0.0        | 0.0        | 0        | 0        | 0        | 0        | 0        | 0        | 0        | 1        | 0          | 0        | 0        | 0        |          |
| 2020              | Tampa Bay   | 16        | 11        | 20         | 7         | 13        | 0.0        | 0.0        | 0        | 0        | 0        | 0        | 0        | 0        | 0        | 0        | 0          | 0        | 0        | 0        |          |
| 2021              | Tampa Bay   | 16        | 1         | 17         | 5         | 12        | 0.0        | 0.0        | 0        | 0        | 0        | 0        | 0        | 0        | 0        | 0        | 0          | 0        | 0        | 0        |          |
| 2022              | Tampa Bay   | 8         | 6         | 16         | 8         | 8         | 0.0        | 0.0        | 0        | 0        | 0        | 0        | 0        | 0        | 0        | 0        | 0          | 0        | 0        | 0        |          |
| <b>NFL Totals</b> |             | <b>93</b> | <b>34</b> | <b>115</b> | <b>58</b> | <b>57</b> | <b>1.5</b> | <b>0.0</b> | <b>0</b> | <b>0</b> | <b>0</b> | <b>0</b> | <b>0</b> | <b>0</b> | <b>0</b> | <b>1</b> | <b>0</b>   | <b>0</b> | <b>0</b> | <b>0</b> |          |
| <b>Playoffs</b>   |             |           |           |            |           |           |            |            |          |          |          |          |          |          |          |          |            |          |          |          |          |
| Year              | Team        | GP        | GS        | Tackles    |           |           |            | Sk         | Yds      | INT      |          |          |          | Fumbles  |          |          | ST Tackles |          |          |          |          |
|                   |             |           |           | T          | S         | A         |            |            |          | No       | Yds      | Lg       | TD       | PD       | FF       | FR       | Yds        | T        | S        | A        |          |
| 2016              | Kansas City | 1         | 0         | 1          | 0         | 1         | 0.0        | 0.0        | 0        | 0        | 0        | 0        | 0        | 0        | 0        | 0        | 0          | 0        | 0        | 0        | 0        |
| 2020              | Tampa Bay   | 4         | 4         | 3          | 0         | 3         | 0.0        | 0.0        | 0        | 0        | 0        | 0        | 0        | 0        | 0        | 0        | 0          | 0        | 0        | 0        | 0        |
| 2021              | Tampa Bay   | 2         | 0         | 4          | 2         | 2         | 0.0        | 0.0        | 0        | 0        | 0        | 0        | 0        | 0        | 0        | 0        | 0          | 0        | 0        | 0        | 0        |
| <b>Postseason</b> |             | <b>7</b>  | <b>4</b>  | <b>8</b>   | <b>2</b>  | <b>6</b>  | <b>0.0</b> | <b>0.0</b> | <b>0</b> | <b>0</b> | <b>0</b> | <b>0</b> | <b>0</b> | <b>0</b> | <b>0</b> | <b>0</b> | <b>0</b>   | <b>0</b> | <b>0</b> | <b>0</b> | <b>0</b> |

## NUNEZ-ROCHES' GAME-BY-GAME STATISTICS

### 2022

| DATE          | OPP  | TACKLES   |          |          |          |            |            |          | INTERCEPTIONS |          |          |          |          | FUMBLES  |          |          | ST TACKLES |          |          |          |
|---------------|------|-----------|----------|----------|----------|------------|------------|----------|---------------|----------|----------|----------|----------|----------|----------|----------|------------|----------|----------|----------|
|               |      | T         | S        | A        | TFL      | SK         | YDS        | QH       | NO            | YDS      | LG       | TD       | PD       | FF       | FR       | YDS      | T          | S        | A        |          |
| Sept. 11      | @DAL | 1         | 0        | 1        | 0        | 0.0        | 0.0        | 0        | 0             | 0        | 0        | 0        | 0        | 0        | 0        | 0        | 0          | 0        | 0        |          |
| Sept. 18      | @NO  | 2         | 0        | 2        | 0        | 0.0        | 0.0        | 0        | 0             | 0        | 0        | 0        | 0        | 0        | 0        | 0        | 0          | 0        | 0        |          |
| Sept. 25      | GB   | 3         | 2        | 1        | 0        | 0.0        | 0.0        | 0        | 0             | 0        | 0        | 0        | 0        | 0        | 0        | 0        | 0          | 0        | 0        |          |
| Oct. 2        | KC   | 1         | 1        | 0        | 1        | 0.0        | 0.0        | 0        | 0             | 0        | 0        | 0        | 0        | 0        | 0        | 0        | 0          | 0        | 0        |          |
| Oct. 9        | ATL  | 0         | 0        | 0        | 0        | 0.0        | 0.0        | 0        | 0             | 0        | 0        | 0        | 0        | 0        | 0        | 0        | 0          | 0        | 0        |          |
| Oct. 16       | @PIT | 2         | 1        | 1        | 0        | 0.0        | 0.0        | 0        | 0             | 0        | 0        | 0        | 0        | 0        | 0        | 0        | 0          | 0        | 0        |          |
| Oct. 23       | @CAR | 4         | 2        | 2        | 1        | 0.0        | 0.0        | 0        | 0             | 0        | 0        | 0        | 0        | 0        | 0        | 0        | 0          | 0        | 0        |          |
| Oct. 27       | BAL  | 3         | 2        | 1        | 1        | 0.0        | 0.0        | 0        | 0             | 0        | 0        | 0        | 0        | 0        | 0        | 0        | 0          | 0        | 0        |          |
| Nov. 6        | LAR  |           |          |          |          |            |            |          |               |          |          |          |          |          |          |          |            |          |          |          |
| Nov. 13       | SEA  |           |          |          |          |            |            |          |               |          |          |          |          |          |          |          |            |          |          |          |
| Nov. 27       | @CLE |           |          |          |          |            |            |          |               |          |          |          |          |          |          |          |            |          |          |          |
| Dec. 5        | NO   |           |          |          |          |            |            |          |               |          |          |          |          |          |          |          |            |          |          |          |
| Dec. 11       | @SF  |           |          |          |          |            |            |          |               |          |          |          |          |          |          |          |            |          |          |          |
| Dec. 18       | CIN  |           |          |          |          |            |            |          |               |          |          |          |          |          |          |          |            |          |          |          |
| Dec. 25       | @ARI |           |          |          |          |            |            |          |               |          |          |          |          |          |          |          |            |          |          |          |
| Jan. 1        | CAR  |           |          |          |          |            |            |          |               |          |          |          |          |          |          |          |            |          |          |          |
| Jan. 7/8      | @ATL |           |          |          |          |            |            |          |               |          |          |          |          |          |          |          |            |          |          |          |
| <b>TOTALS</b> |      | <b>16</b> | <b>8</b> | <b>8</b> | <b>2</b> | <b>0.0</b> | <b>0.0</b> | <b>0</b> | <b>0</b>      | <b>0</b> | <b>0</b> | <b>0</b> | <b>0</b> | <b>0</b> | <b>0</b> | <b>0</b> | <b>0</b>   | <b>0</b> | <b>0</b> | <b>0</b> |

# #79

## PATRICK O'CONNOR

DEFENSIVE LINEMAN

HT: 6-4 WT: 270

DOB: 11/1/93

NFL: 4TH YEAR

ACQ: FA, 2017

COLLEGE: EASTERN MICHIGAN



### ACQUIRED BY BUCS:

- X Signed by Tampa Bay to the practice squad on October 9, 2017. Promoted to the active roster on November 29, 2017.

### ORIGINALLY ENTERED NFL:

- X Originally entered the NFL as a seventh-round pick (250th overall) with the Detroit Lions in the 2017 NFL Draft.

### AWARDS & ACCOLADES:

- X Super Bowl LV Champion.

### CAREER HIGHLIGHTS:

- X Has played in 48 games, recording nine tackles (two for loss), four quarterback hits, 1.5 sacks and seven special teams tackles. Also has one blocked field goal and one blocked punt, which he recovered.
- X Has played in four postseason contests.
- X Since the start of the 2020 season, has played the third-most most special teams snaps in the NFC and seventh-most in the NFL (712).
- X At Denver (9/27/20), blocked a punt, which he recovered. The blocked punt was the first for the Buccaneers since 2015 (Jeremiah George, 12/17/15 vs. Chicago).
- X Recorded first career sack against Minnesota (12/13/20), bringing down Vikings QB Kirk Cousins for a 10-yard loss.
- X Made NFL debut against Green Bay Packers (12/3/17).

### 2022 HIGHLIGHTS:

- X Appeared on special teams in the season opener at Dallas (9/11).
- X Recorded one special teams tackle in the Week 2 win at New Orleans (9/18).
- X Appeared in a reserve capacity and on special teams in Weeks 3-7.

- X In Week 8 vs. Baltimore, blocked a 61-yard field goal attempt before halftime. It marked Tampa Bay's first blocked field goal attempt since 12/18/17 vs. Atlanta. It was O'Connor's first career blocked field goal and his second career block, joining his blocked punt from 9/27/20 at Denver.

### 2021 HIGHLIGHTS:

- X Saw time on special teams in season opener against Dallas (9/9).
- X Against Atlanta (9/19), played 100 percent of the special teams snaps.
- X Saw time on special teams at L.A. Rams (9/26) and at New England (10/3).
- X Inactive vs. Miami (10/10).
- X Returned to action at Philadelphia (10/14), notching a special teams tackle.
- X Played every special teams snaps and 11 defensive snaps against Chicago (10/24).
- X At New Orleans (10/31) and at Washington (11/14), played every snap on special teams and six snaps on defense, tallying one tackle.
- X Split a sack with teammate Cam Gill against N.Y. Giants (11/22), combining to bring down Giants QB Daniel Jones for a seven-yard loss on New York's final possession of the game.
- X Talled a quarterback hit on lone defensive snap at Indianapolis (11/28), while playing every snap on special teams.
- X Played 15 snaps on defense and every snap on special teams at Atlanta (12/5).
- X Against Buffalo (12/12), snuffed out a fake punt, bringing down Matt Breida for a three-yard loss on fourth-and-two.

- X Played 25 snaps on special teams against New Orleans (12/19).

### **COLLEGE:**

- X Played in 49 games at Eastern Michigan (2012-16), recording 166 tackles, 33.5 tackles for loss, 20.0 sacks, eight passes defended and seven forced fumbles.
- X Recorded a career-best 14.5 tackles for loss, 8.5 sacks and five forced fumbles as a senior (2016), accumulating 42 tackles in 13 games.
- X Sat out the 2015 season as a medical redshirt.
- X Named first team All-MAC as a junior (2014), leading the MAC with 7.5 sacks and adding a career-best 64 tackles with 14 tackles for loss and two forced fumbles in 12 games played.
- X Honored with the John E. Borowiec Most Valuable Defensive Player Award in back-to-back seasons (2013-14) during his time with the Eagles and as the 2014 Team MVP at the end-of-year banquet.
- X Played in all 12 games as a sophomore (2013), collecting 44 tackles, five tackles for loss, four sacks and three passes defended.
- X Appeared in all 12 games as a freshman (2012), recording 16 tackles.
- X Recognized as the E-Gridiron Group Defensive Newcomer of the Year at the team's 2012 banquet.



- X Majored in communications.

### **PERSONAL/COMMUNITY:**

- X Attended Saint Rita High School (Chicago, Illinois).
- X Named 2011 Chicago Tribune All-State honorable mention, Chicago Sun Times All-Area honorable mention and first team All-Catholic League Blue.
- X Led his team to a Catholic League Championship in 2010.
- X Son of James O'Connor and Donna Craig.
- X Born Patrick Joseph O'Connor on November 1, 1993.
- X In 2020, supported Christmas Without Cancer as part of the NFL's My Cause, My Cleats initiative.
- X O'Connor, along with the defensive lineman hosted the 8th annual "D-Line Delivers Christmas" in 2019. Local families were surprised with a tour of AdventHealth Training Center, dinner with D-Line, and a shopping spree at Target.

## O'CONNOR'S CAREER STATISTICS

| Year              | Team      | GP        | GS       | Tackles  |          |          | Sk         | Yds         | INT      |          |          |          | Fumbles  |          |          | ST Tackles |          |          |          |          |          |
|-------------------|-----------|-----------|----------|----------|----------|----------|------------|-------------|----------|----------|----------|----------|----------|----------|----------|------------|----------|----------|----------|----------|----------|
|                   |           |           |          | T        | S        | A        |            |             | No       | Yds      | Lg       | TD       | PD       | FF       | FR       | Yds        | T        | S        | A        |          |          |
| 2017              | Tampa Bay | 3         | 0        | 0        | 0        | 0        | 0.0        | 0.0         | 0        | 0        | 0        | 0        | 0        | 0        | 0        | 0          | 0        | 0        | 0        | 0        |          |
| 2019              | Tampa Bay | 8         | 0        | 2        | 2        | 0        | 0.0        | 0.0         | 0        | 0        | 0        | 0        | 0        | 0        | 0        | 0          | 0        | 4        | 2        | 2        |          |
| 2020              | Tampa Bay | 16        | 0        | 3        | 2        | 1        | 1.0        | 10.0        | 0        | 0        | 0        | 0        | 0        | 0        | 0        | 0          | 0        | 1        | 1        | 0        |          |
| 2021              | Tampa Bay | 13        | 0        | 3        | 1        | 2        | 0.5        | 3.5         | 0        | 0        | 0        | 0        | 0        | 0        | 0        | 0          | 0        | 1        | 1        | 0        |          |
| 2022              | Tampa Bay | 8         | 0        | 0        | 0        | 1        | 0.0        | 0.0         | 0        | 0        | 0        | 0        | 0        | 0        | 0        | 0          | 0        | 1        | 1        | 0        |          |
| <b>NFL Totals</b> |           | <b>48</b> | <b>0</b> | <b>8</b> | <b>5</b> | <b>4</b> | <b>1.0</b> | <b>10.0</b> | <b>0</b> | <b>0</b> | <b>0</b> | <b>0</b> | <b>0</b> | <b>0</b> | <b>0</b> | <b>1</b>   | <b>0</b> | <b>7</b> | <b>5</b> | <b>2</b> |          |
| <b>Playoffs</b>   |           |           |          |          |          |          |            |             |          |          |          |          |          |          |          |            |          |          |          |          |          |
| Year              | Team      | GP        | GS       | Tackles  |          |          | Sk         | Yds         | INT      |          |          |          | Fumbles  |          |          | ST Tackles |          |          |          |          |          |
|                   |           |           |          | T        | S        | A        |            |             | No       | Yds      | Lg       | TD       | PD       | FF       | FR       | Yds        | T        | S        | A        |          |          |
| 2020              | Tampa Bay | 4         | 0        | 0        | 0        | 0        | 0.0        | 0.0         | 0        | 0        | 0        | 0        | 0        | 0        | 0        | 0          | 0        | 0        | 0        | 0        | 0        |
| <b>Postseason</b> |           | <b>4</b>  | <b>0</b> | <b>0</b> | <b>0</b> | <b>0</b> | <b>0.0</b> | <b>0.0</b>  | <b>0</b> | <b>0</b> | <b>0</b> | <b>0</b> | <b>0</b> | <b>0</b> | <b>0</b> | <b>0</b>   | <b>0</b> | <b>0</b> | <b>0</b> | <b>0</b> | <b>0</b> |

### ADDITIONAL STATISTICS:

**Blocked Punt:** 1, at Denver, 9/27/20  
**Blocked FG:** 1, vs. Baltimore, 10/27/22

# #88 CADE OTTON

**TIGHT END**  
**HT:** 6-5 **WT:** 247  
**DOB:** 4/15/99  
**NFL:** ROOKIE  
**ACQ:** D4A, 2022  
**COLLEGE:** WASHINGTON



## ACQUIRED BY BUCS:

- X Selected in the fourth round (106th overall) of the 2022 NFL Draft by the Buccaneers.

## 2022 HIGHLIGHTS:

- X Made his NFL debut, starting at tight end and appearing on special teams in the season opener at Dallas. Recorded two tackles on special teams.
- X Hauled in his first career reception in Week 2 at New Orleans, finishing with one catch for four yards.
- X Was inactive in Week 3 vs. Green Bay.
- X Hauled in three receptions for 29 yards in Week 4 vs. Kansas City.
- X Recorded a then-season-high six receptions for a then-season-high 43 yards in Week 5 vs. Atlanta.
- X Hauled in two receptions for 23 yards in Week 6 at Pittsburgh. Also added one special teams tackle.
- X Logged four receptions for a then-season-high 64 yards in Week 7 at Carolina.
- X Through seven weeks, Otton led all rookie tight ends in receiving yards and was tied for first in receptions.
- X Hauled in two receptions for 15 yards in Week 8 vs. Baltimore.

## COLLEGE:

- X Spent five collegiate seasons at Washington (2017-21), appearing in 39 games, recording 91 receptions for 1,026 yards and nine touchdowns.
- X Played in eight games for the Huskies in 2021, missing four due to injury. He posted 28 receptions for 250 yards and one touchdown in his senior season.
- X Otton earned first-team All-Pac-12 honors and was a semifinalist for the

John Mackey Award in 2020, recording 18 receptions for 258 and three touchdowns in a condensed season due to the COVID-19 pandemic.

- X Posted career highs in receptions (32) and receiving yards (344) as a sophomore in 2019.
- X Played in 14 games as a redshirt freshman in 2018, tallying 13 receptions for 174 yards and three touchdowns.
- X Redshirted as a true freshman in 2017.

## PERSONAL:

- X Attended Tumwater High School (Tumwater, Washington), where he played on a football team that went 47-5 over his four years.
- X During his final season in 2016, Otton was named the 2A State Player of the Year by the Associated Press, the Olympian newspaper's area Player of the Year and the Seattle Times all-state and Evergreen Conference 2A MVP. He was also named to the all-state team by USA Today and the Tacoma News-Tribune all-area team.
- X Set Tumwater High School school records for career receptions (95), receiving yards (1,705) and receiving touchdowns (33).
- X Ranked as the No. 8 prospect in the state of Washington and the No. 22 tight end prospect in the nation by 247sports.com.
- X Rated as the No. 22 tight end in the country by ESPN.com.
- X Otton played football for his grandfather, Sid Otton, the winningest coach in Washington state high school history.

# OTTON'S GAME-BY-GAME STATISTICS

| <b>2022</b>   |            | <b>RECEIVING</b> |            |            |           |           |            | <b>RUSHING</b> |            |           |           |
|---------------|------------|------------------|------------|------------|-----------|-----------|------------|----------------|------------|-----------|-----------|
| <b>DATE</b>   | <b>OPP</b> | <b>NO</b>        | <b>YDS</b> | <b>AVG</b> | <b>LG</b> | <b>TD</b> | <b>ATT</b> | <b>YDS</b>     | <b>AVG</b> | <b>LG</b> | <b>TD</b> |
| Sept. 11      | @DAL       | 0                | 0          | 0.0        | 0         | 0         | 0          | 0              | -          | -         | 0         |
| Sept. 18      | @NO        | 1                | 4          | 4.0        | 4         | 0         | 0          | 0              | -          | -         | 0         |
| Sept. 25      | GB         |                  |            |            |           | Inactive  |            |                |            |           |           |
| Oct. 2        | KC         | 3                | 29         | 9.7        | 12        | 0         | 0          | 0              | -          | -         | 0         |
| Oct. 9        | ATL        | 6                | 43         | 7.2        | 12        | 0         | 0          | 0              | -          | -         | 0         |
| Oct. 16       | @PIT       | 2                | 23         | 11.5       | 17        | 0         | 0          | 0              | -          | -         | 0         |
| Oct. 23       | @CAR       | 4                | 64         | 16.0       | 35        | 0         | 0          | 0              | -          | -         | 0         |
| Oct. 27       | BAL        | 2                | 15         | 7.5        | 10        | 0         | 0          | 0              | -          | -         | 0         |
| Nov. 6        | LAR        |                  |            |            |           |           |            |                |            |           |           |
| Nov. 13       | SEA        |                  |            |            |           |           |            |                |            |           |           |
| Nov. 27       | @CLE       |                  |            |            |           |           |            |                |            |           |           |
| Dec. 5        | NO         |                  |            |            |           |           |            |                |            |           |           |
| Dec. 11       | @SF        |                  |            |            |           |           |            |                |            |           |           |
| Dec. 18       | CIN        |                  |            |            |           |           |            |                |            |           |           |
| Dec. 25       | @ARI       |                  |            |            |           |           |            |                |            |           |           |
| Jan. 1        | CAR        |                  |            |            |           |           |            |                |            |           |           |
| Jan. 7/8      | @ATL       |                  |            |            |           |           |            |                |            |           |           |
| <b>TOTALS</b> |            | <b>18</b>        | <b>178</b> | <b>9.9</b> | <b>35</b> | <b>0</b>  | <b>0</b>   | <b>0</b>       | <b>-</b>   | <b>-</b>  | <b>0</b>  |

| <b>2022</b>   |            | <b>TACKLES</b> |          |          |            |            |            | <b>INTERCEPTIONS</b> |           |            |           |           |           | <b>FUMBLES</b> |           |            | <b>ST TACKLES</b> |          |          |
|---------------|------------|----------------|----------|----------|------------|------------|------------|----------------------|-----------|------------|-----------|-----------|-----------|----------------|-----------|------------|-------------------|----------|----------|
| <b>DATE</b>   | <b>OPP</b> | <b>T</b>       | <b>S</b> | <b>A</b> | <b>TFL</b> | <b>SK</b>  | <b>YDS</b> | <b>QH</b>            | <b>NO</b> | <b>YDS</b> | <b>LG</b> | <b>TD</b> | <b>PD</b> | <b>FF</b>      | <b>FR</b> | <b>YDS</b> | <b>T</b>          | <b>S</b> | <b>A</b> |
| Sept. 11      | @DAL       | 0              | 0        | 0        | 0          | 0.0        | 0.0        | 0                    | 0         | 0          | 0         | 0         | 0         | 0              | 0         | 0          | 2                 | 1        | 1        |
| Sept. 18      | @NO        | 0              | 0        | 0        | 0          | 0.0        | 0.0        | 0                    | 0         | 0          | 0         | 0         | 0         | 0              | 0         | 0          | 0                 | 0        | 0        |
| Sept. 25      | GB         |                |          |          |            |            |            | Inactive             |           |            |           |           |           |                |           |            |                   |          |          |
| Oct. 2        | KC         | 0              | 0        | 0        | 0          | 0.0        | 0.0        | 0                    | 0         | 0          | 0         | 0         | 0         | 0              | 0         | 0          | 0                 | 0        | 0        |
| Oct. 9        | ATL        | 0              | 0        | 0        | 0          | 0.0        | 0.0        | 0                    | 0         | 0          | 0         | 0         | 0         | 0              | 0         | 0          | 0                 | 0        | 0        |
| Oct. 16       | @PIT       | 0              | 0        | 0        | 0          | 0.0        | 0.0        | 0                    | 0         | 0          | 0         | 0         | 0         | 0              | 0         | 0          | 1                 | 0        | 1        |
| Oct. 23       | @CAR       | 0              | 0        | 0        | 0          | 0.0        | 0.0        | 0                    | 0         | 0          | 0         | 0         | 0         | 0              | 0         | 0          | 0                 | 0        | 0        |
| Oct. 27       | BAL        | 0              | 0        | 0        | 0          | 0.0        | 0.0        | 0                    | 0         | 0          | 0         | 0         | 0         | 0              | 0         | 0          | 1                 | 1        | 0        |
| Nov. 6        | LAR        |                |          |          |            |            |            |                      |           |            |           |           |           |                |           |            |                   |          |          |
| Nov. 13       | SEA        |                |          |          |            |            |            |                      |           |            |           |           |           |                |           |            |                   |          |          |
| Nov. 27       | @CLE       |                |          |          |            |            |            |                      |           |            |           |           |           |                |           |            |                   |          |          |
| Dec. 5        | NO         |                |          |          |            |            |            |                      |           |            |           |           |           |                |           |            |                   |          |          |
| Dec. 11       | @SF        |                |          |          |            |            |            |                      |           |            |           |           |           |                |           |            |                   |          |          |
| Dec. 18       | CIN        |                |          |          |            |            |            |                      |           |            |           |           |           |                |           |            |                   |          |          |
| Dec. 25       | @ARI       |                |          |          |            |            |            |                      |           |            |           |           |           |                |           |            |                   |          |          |
| Jan. 1        | CAR        |                |          |          |            |            |            |                      |           |            |           |           |           |                |           |            |                   |          |          |
| Jan. 7/8      | @ATL       |                |          |          |            |            |            |                      |           |            |           |           |           |                |           |            |                   |          |          |
| <b>TOTALS</b> |            | <b>0</b>       | <b>0</b> | <b>0</b> | <b>0</b>   | <b>0.0</b> | <b>0.0</b> | <b>0</b>             | <b>0</b>  | <b>0</b>   | <b>0</b>  | <b>0</b>  | <b>0</b>  | <b>0</b>       | <b>0</b>  | <b>0</b>   | <b>4</b>          | <b>2</b> | <b>2</b> |

# #16

## BRESHAD PERRIMAN

WIDE RECEIVER


HT: 6-2 WT: 215

DOB: 9/10/93

NFL: 8TH YEAR

ACQ: FA, 2021

COLLEGE: UCF



### ACQUIRED BY BUCS:

- X Signed to Tampa Bay's practice squad on November 10, 2021. Promoted to active roster on December 3, 2021.

### ORIGINALLY ENTERED NFL:

- X Originally entered the NFL as a first-round pick (26th overall) of the Baltimore Ravens in the 2015 NFL Draft.

### CAREER HIGHLIGHTS:

- X Has played for the Baltimore Ravens (2015-17), Cleveland Browns (2018), Tampa Bay Buccaneers (2019, 2021) and New York Jets. Also spent time with the Washington Football Team (2018), Chicago Bears (2021) and Detroit Lions (2021).
- X Has played in 75 career regular season games, with 24 starts, recording 143 receptions for 2,333 yards (16.3 avg.) and 16 touchdowns. Also has 10 rush attempts for 16 yards.
- X Has started one postseason contest, catching one pass for five yards.
- X Recorded a career-best 134 receiving yards against Atlanta (12/29/19).
- X Tallied a career-high seven receptions against Houston (12/21/19), going for 102 yards.
- X Registered a career day at Detroit (12/15/19), recording five receptions for a then-career-high 113 yards and three touchdowns, then becoming one of only four players in Buccaneers history to have at least three receiving touchdowns in a single game (also: Mike Evans, Jimmie Giles and Morris Owens).
- X Had a career-long 66-yard catch against Carolina Panthers (12/9/18).
- X Recorded first career touchdown reception against Cleveland (11/10/16).
- X Started first career game at New York Jets (10/23/16).

- X Made NFL debut against Buffalo Bills (9/11/16), catching a 35-yard pass.

### 2022 HIGHLIGHTS:

- X Was targeted three times but recorded zero receptions in the season opener at Dallas. Recorded one carry for a loss of seven yards.
- X Hauled in Tampa Bay's lone offensive touchdown in the Week 2 win at New Orleans. Made his first start since the 2020 season and finished with three receptions for 45 yards (15.0 avg) and one touchdown.
- X Started in Week 3 vs. Green Bay, recording three receptions for 44 yards. Also added one carry for zero yards.
- X Was inactive for Weeks 4-5.
- X Appeared in a reserve capacity in Week 6 at Pittsburgh and Week 7 at Carolina.
- X Recorded one reception for 11 yards in Week 8 vs. Baltimore.

### 2021 HIGHLIGHTS:

- X Spent time with the Detroit Lions in the offseason.
- X Signed by Chicago Bears on September 6. Inactive for eight games with Chicago.
- X Signed to Tampa Bay's practice squad on November 10, 2021.
- X Made season debut as practice squad elevation at Washington (11/14).
- X Caught two passes for 19 yards on Monday Night Football against N.Y. Giants (11/22), serving as a practice squad elevation.
- X Promoted to active roster on December 3, 2021.
- X At Atlanta (12/5), had one reception for five yards.



- X Caught a 58-yard touchdown in overtime against Buffalo (12/12), giving Tampa a 33-27 victory.
- X At N.Y. Jets (1/2/22), caught two passes for 41 yards.
- X Had five receptions for 44 yards against Carolina (1/9/22).
- X Made postseason debut in Super Wild Card Round against Philadelphia (1/16/22), catching one pass for five yards.
- X Inactive vs. Los Angeles Rams (1/23/22).
- X Played in 39 games at Central Florida (2012-14), with 24 starts, totaling 115 receptions for 2,243 yards (19.5 avg. - school record) and 16 touchdowns.
- X As a senior, earned first-team All-American Athletic Conference honors.
- X Attended Arabia Mountain High School (Lithonia, Georgia), where he participated in the 2010 DeKalb County Coaches Association Senior All-Star Football Game.
- X Father, Brett Perriman, played 10 years in the NFL as a wide receiver.

## COLLEGE/PERSONAL:

## PERRIMAN'S CAREER STATISTICS

| YEAR               | TEAM      | GP        | GS        | RECEIVING  |              |             |           | RUSHING   |           |           |            | LG        | TD       |
|--------------------|-----------|-----------|-----------|------------|--------------|-------------|-----------|-----------|-----------|-----------|------------|-----------|----------|
|                    |           |           |           | NO.        | YDS          | AVG         | LG        | TD        | ATT       | YDS       | AVG        |           |          |
| 2016               | Baltimore | 16        | 1         | 33         | 499          | 15.1        | 53t       | 3         | 1         | 2         | 2          | 2         | 0        |
| 2017               | Baltimore | 11        | 3         | 10         | 77           | 7.7         | 14        | 0         | 0         | 0         | -          | -         | 0        |
| 2018               | Cleveland | 10        | 2         | 16         | 340          | 21.3        | 66        | 2         | 4         | 2         | 0.5        | 7         | 0        |
| 2019               | Tampa Bay | 14        | 4         | 36         | 645          | 17.9        | 44        | 6         | 2         | 16        | 8.0        | 13        | 0        |
| 2020               | N.Y. Jets | 12        | 12        | 30         | 505          | 16.8        | 53        | 3         | 1         | 6         | 6.0        | 6         | 0        |
| 2021               | Tampa Bay | 6         | 0         | 11         | 167          | 15.2        | 58t       | 1         | 1         | -3        | -3.0       | -3        | 0        |
| 2022               | Tampa Bay | 6         | 2         | 7          | 100          | 14.3        | 28t       | 1         | 2         | -7        | -3.5       | 0         | 0        |
| <b>NFL Totals</b>  |           | <b>75</b> | <b>24</b> | <b>143</b> | <b>2,333</b> | <b>16.4</b> | <b>66</b> | <b>16</b> | <b>11</b> | <b>16</b> | <b>1.5</b> | <b>13</b> | <b>0</b> |
| Postseason<br>YEAR | TEAM      | GP        | GS        | Receiving  |              |             |           | Rushing   |           |           |            | LG        | TD       |
|                    |           |           |           | NO         | YDS          | AVG         | LG        | TD        | ATT       | YDS       | AVG        |           |          |
| 2020               | Tampa Bay | 1         | 0         | 1          | 5            | 5.0         | 5         | 0         | 0         | 0         | -          | -         | 0        |
| <b>NFL Totals</b>  |           | <b>1</b>  | <b>0</b>  | <b>1</b>   | <b>5</b>     | <b>5.0</b>  | <b>5</b>  | <b>0</b>  | <b>0</b>  | <b>0</b>  | <b>-</b>   | <b>-</b>  | <b>0</b> |

## PERRIMAN'S GAME-BY-GAME STATISTICS

### 2022

| DATE          | OPP  | NO       | YDS        | RECEIVING   |            |          |          | ATT       | YDS         | RUSHING  |          |  |
|---------------|------|----------|------------|-------------|------------|----------|----------|-----------|-------------|----------|----------|--|
|               |      |          |            | AVG         | LG         | TD       | AVG      |           |             | LG       | TD       |  |
| Sept. 11      | @DAL | 0        | 0          | 0.0         | 0          | 0        | 1        | -7        | -7.0        | -7       | 0        |  |
| Sept. 18      | @NO  | 3        | 45         | 15.0        | 28t        | 1        | 0        | 0         | 0.0         | 0        | 0        |  |
| Sept. 25      | GB   | 3        | 44         | 14.7        | 24         | 0        | 1        | 0         | 0.0         | 0        | 0        |  |
| Oct. 2        | KC   |          |            |             |            |          |          | Inactive  |             |          |          |  |
| Oct. 9        | ATL  |          |            |             |            |          |          | Inactive  |             |          |          |  |
| Oct. 16       | @PIT | 0        | 0          | 0.0         | 0          | 0        | 0        | 0         | 0           | 0        | 0        |  |
| Oct. 23       | @CAR | 0        | 0          | 0.0         | 0          | 0        | 0        | 0         | 0           | 0        | 0        |  |
| Oct. 27       | BAL  | 1        | 11         | 11.0        | 11         | 0        | 0        | 0         | 0           | 0        | 0        |  |
| Nov. 6        | LAR  |          |            |             |            |          |          |           |             |          |          |  |
| Nov. 13       | SEA  |          |            |             |            |          |          |           |             |          |          |  |
| Nov. 27       | @CLE |          |            |             |            |          |          |           |             |          |          |  |
| Dec. 5        | NO   |          |            |             |            |          |          |           |             |          |          |  |
| Dec. 11       | @SF  |          |            |             |            |          |          |           |             |          |          |  |
| Dec. 18       | CIN  |          |            |             |            |          |          |           |             |          |          |  |
| Dec. 25       | @ARI |          |            |             |            |          |          |           |             |          |          |  |
| Jan. 1        | CAR  |          |            |             |            |          |          |           |             |          |          |  |
| Jan. 7/8      | @ATL |          |            |             |            |          |          |           |             |          |          |  |
| <b>TOTALS</b> |      | <b>7</b> | <b>100</b> | <b>14.3</b> | <b>28t</b> | <b>1</b> | <b>2</b> | <b>-7</b> | <b>-3.5</b> | <b>0</b> | <b>0</b> |  |

# #8

## KYLE RUDOLPH

**TIGHT END**  
**HT:** 6-6 **WT:** 265  
**DOB:** 11/9/89  
**NFL:** 12TH YEAR  
**ACQ:** FA, 2022  
**COLLEGE:** NOTRE DAME



### ACQUIRED BY BUCS:

- X Signed by the Tampa Bay Buccaneers as a free agent on July 25, 2022.

### ORIGINALLY ENTERED NFL:

- X Originally entered the NFL as a second-round pick (43rd overall) by the Minnesota Vikings in the 2011 NFL Draft.

### AWARDS & ACCOLADES:

- X 2x Pro Bowl Selection (2012, 2017)
- X 2012 Pro Bowl MVP
- X 2011 NFL All-Rookie Team

### CAREER HIGHLIGHTS:

- X Previously played for the Minnesota Vikings (2011-2020) and New York Giants (2021) prior to signing with Tampa Bay.
- X Has appeared in 160 career games, including 145 starts, tallying 481 career receptions for 4,765 yards and 49 touchdowns.
- X Has started all six postseason contests in which he has played, contributing 16 receptions for 154 yards and two touchdowns.
- X Since entering the league in 2011, Rudolph ranks fourth among tight ends in receiving touchdowns (49), eighth in receptions (481), and 10th in receiving yards (4,765).
- X Earned 2012 Pro Bowl MVP honors after accumulating five receptions for 122 yards and one touchdown for the NFC in the league's annual all-star game.
- X Scored first career touchdown on a 1-yard pass from Christian Ponder vs. Oakland (11/20/11).

### 2022 HIGHLIGHTS:

- X Was inactive for the season opener at Dallas (9/11) and Week 2 at New Orleans (9/18).
- X Made his Buccaneers debut in Week 3 vs. Green Bay, hauling in one reception for 12 yards.
- X Was inactive for Week 4 vs. Kansas City.
- X Appeared in a reserve capacity in Week 5 vs. Atlanta.
- X Was inactive for Week 6 at Pittsburgh.
- X Hauled in one reception for eight yards in Week 7 at Carolina.
- X Appeared in a reserve capacity in Week 8 vs. Baltimore.

### 2021 HIGHLIGHTS:

- X Played in 16-of-17 games in his first season with the Giants, making 13 starts, and tallying 26 receptions for 257 yards and one touchdown.
- X Scored a touchdown in Week 8 at Kansas City (11/1/21).

### COLLEGE:

- X Started 28-of-29 games over three seasons at Notre Dame (2008-10), recording 90 receptions for 1,032 yards and eight touchdowns.
- X Became the first true freshman in Notre Dame school history to start a season opener when he did so in 2008.
- X Set a program record for receiving yards in a game by a tight end in 2010 vs. Michigan when he racked up 164 yards.

X Hauled in the second-longest passing play in program history vs. Michigan in 2010, converting a 95-yard touchdown.

**PERSONAL:**

X He and his wife, Jordan, have four children - twin daughters, Andersyn and Finley, and sons, Henry and Crosby.

X Attended Elder High School (Cincinnati, Ohio), where he was a two-sport athlete.

X Selected to play in the U.S. Army All-America game.

X Earned first-team All-America honors as a senior tight end from USA Today.

X In basketball, Rudolph was a three-time conference player of the year, and a 1,000-point scorer.

**RUDOLPH'S GAME-BY-GAME STATISTICS**

| <b>2022</b>   |            | <b>RECEIVING</b> |             |             |           |           | <b>RUSHING</b> |            |            |           |           |
|---------------|------------|------------------|-------------|-------------|-----------|-----------|----------------|------------|------------|-----------|-----------|
| <b>DATE</b>   | <b>OPP</b> | <b>NO</b>        | <b>YDS</b>  | <b>AVG</b>  | <b>LG</b> | <b>TD</b> | <b>ATT</b>     | <b>YDS</b> | <b>AVG</b> | <b>LG</b> | <b>TD</b> |
| Sept. 11      | @DAL       |                  |             |             |           | Inactive  |                |            |            |           |           |
| Sept. 18      | @NO        |                  |             |             |           | Inactive  |                |            |            |           |           |
| Sept. 25      | GB         | 1                | 12.0        | 12.0        | 12        | 0         | 0              | 0          | -          | -         | 0         |
| Oct. 2        | KC         |                  |             |             |           | Inactive  |                |            |            |           |           |
| Oct. 9        | ATL        | 0                | 0.0         | 0.0         | 0         | 0         | 0              | 0          | -          | -         | 0         |
| Oct. 16       | @PIT       |                  |             |             |           | Inactive  |                |            |            |           |           |
| Oct. 23       | @CAR       | 1                | 8.0         | 8.0         | 8         | 0         | 0              | 0          | -          | -         | 0         |
| Oct. 27       | BAL        | 0                | 0.0         | 0.0         | 11        | 0         | 0              | 0          | -          | -         | 0         |
| Nov. 6        | LAR        |                  |             |             |           |           |                |            |            |           |           |
| Nov. 13       | SEA        |                  |             |             |           |           |                |            |            |           |           |
| Nov. 27       | @CLE       |                  |             |             |           |           |                |            |            |           |           |
| Dec. 5        | NO         |                  |             |             |           |           |                |            |            |           |           |
| Dec. 11       | @SF        |                  |             |             |           |           |                |            |            |           |           |
| Dec. 18       | CIN        |                  |             |             |           |           |                |            |            |           |           |
| Dec. 25       | @ARI       |                  |             |             |           |           |                |            |            |           |           |
| Jan. 1        | CAR        |                  |             |             |           |           |                |            |            |           |           |
| Jan. 7/8      | @ATL       |                  |             |             |           |           |                |            |            |           |           |
| <b>TOTALS</b> |            | <b>2</b>         | <b>20.0</b> | <b>10.0</b> | <b>12</b> | <b>0</b>  | <b>0</b>       | <b>0</b>   | <b>-</b>   | <b>-</b>  | <b>0</b>  |

## RUDOLPH'S CAREER STATISTICS

| Year              | Team        | Receiving  |            |            |              |            |           | Rushing   |          |          |     |    |          |
|-------------------|-------------|------------|------------|------------|--------------|------------|-----------|-----------|----------|----------|-----|----|----------|
|                   |             | GP         | GS         | No         | Yds          | Avg        | Lg        | TD        | Att      | Yds      | Avg | Lg | TD       |
| 2011              | Minnesota   | 15         | 8          | 26         | 249          | 9.6        | 41        | 3         | 0        | 0        | -   | -  | 0        |
| 2012              | Minnesota   | 16         | 16         | 53         | 493          | 9.3        | 29        | 9         | 0        | 0        | -   | -  | 0        |
| 2013              | Minnesota   | 8          | 8          | 30         | 313          | 10.4       | 31t       | 3         | 0        | 0        | -   | -  | 0        |
| 2014              | Minnesota   | 9          | 8          | 24         | 231          | 9.6        | 23        | 2         | 0        | 0        | -   | -  | 0        |
| 2015              | Minnesota   | 16         | 16         | 49         | 495          | 10.1       | 47t       | 5         | 0        | 0        | -   | -  | 0        |
| 2016              | Minnesota   | 16         | 16         | 83         | 840          | 10.1       | 44        | 7         | 0        | 0        | -   | -  | 0        |
| 2017              | Minnesota   | 16         | 16         | 57         | 532          | 9.3        | 34        | 8         | 0        | 0        | -   | -  | 0        |
| 2018              | Minnesota   | 16         | 16         | 64         | 634          | 9.9        | 44t       | 4         | 0        | 0        | -   | -  | 0        |
| 2019              | Minnesota   | 16         | 16         | 39         | 367          | 9.4        | 32t       | 6         | 0        | 0        | -   | -  | 0        |
| 2020              | Minnesota   | 12         | 12         | 28         | 334          | 11.9       | 25        | 1         | 0        | 0        | -   | -  | 0        |
| 2021              | N.Y. Giants | 16         | 13         | 26         | 257          | 9.9        | 60        | 1         | 0        | 0        | -   | -  | 0        |
| 2021              | Tampa Bay   | 4          | 0          | 2          | 20           | 10.0       | 12        | 0         | 0        | 0        | -   | -  | 0        |
| <b>NFL Totals</b> |             | <b>160</b> | <b>147</b> | <b>481</b> | <b>4,765</b> | <b>9.9</b> | <b>60</b> | <b>49</b> | <b>0</b> | <b>0</b> | -   | -  | <b>0</b> |

| Postseason        |           | Receiving |          |           |            |            |            | Rushing  |          |          |     |    |          |
|-------------------|-----------|-----------|----------|-----------|------------|------------|------------|----------|----------|----------|-----|----|----------|
| YEAR              | TEAM      | GP        | GS       | NO        | YDS        | AVG        | LG         | TD       | ATT      | YDS      | AVG | LG | TD       |
| 2012              | Minnesota | 1         | 1        | 3         | 42         | 14.0       | 23         | 0        | 0        | 0        | -   | -  | 0        |
| 2015              | Minnesota | 1         | 1        | 1         | 24         | 24.0       | 24         | 0        | 0        | 0        | -   | -  | 0        |
| 2017              | Minnesota | 2         | 2        | 6         | 53         | 8.8        | 25t        | 1        | 0        | 0        | -   | -  | 0        |
| 2019              | Minnesota | 2         | 2        | 6         | 35         | 5.8        | 13         | 1        | 0        | 0        | -   | -  | 0        |
| <b>NFL Totals</b> |           | <b>6</b>  | <b>6</b> | <b>16</b> | <b>154</b> | <b>9.6</b> | <b>25t</b> | <b>2</b> | <b>0</b> | <b>0</b> | -   | -  | <b>0</b> |

### SINGLE-GAME HIGHS

**Receptions:** 11, vs. Chicago, 1/1/17  
**Receiving Yards:** 122, at Detroit, 12/23/18  
**Receiving TDs:** 2, four time, last at Dallas, 11/10/19

### ADDITIONAL STATS

**Misc. Tackles:** 12 - 1 in 2020; 3 in 2018; 3 in 2017; 1 in 2016; 1 in 2015; 1 in 2013; 2 in 2012  
**Fumbles-Lost:** 2-1 - 1-1 in 2020; 1-0 in 2014

# #95

## DEADRIN SENAT

DEFENSIVE LINEMAN

HT: 6-1 WT: 305

DOB: 7/22/94

NFL: 4TH YEAR

ACQ: FA, 2022

COLLEGE: SOUTH FLORIDA



### ACQUIRED BY BUCS:

- X Signed by Tampa Bay as a free agent on April 22, 2022.
- X Was signed from the team's practice squad to the active roster on Sept. 21, 2022. Was promoted to the active roster on Sept. 21, 2022.

### ORIGINALLY ENTERED NFL:

- X Originally entered the NFL as a third-round pick (90th overall) by the Atlanta Falcons in the 2018 NFL Draft.

### CAREER HIGHLIGHTS:

- X Played for the Atlanta Falcons (2018–21) prior to arriving in Tampa Bay.
- X Has played in 28 career regular season games, with two starts, recording 47 tackles (four for loss), five quarterback hits, one sack and one fumble recovery.
- X Recorded his first career fumble recovery at Dallas (9/20/20).
- X Notched a career-high five tackles at Pittsburgh (10/7/18).
- X Made NFL debut at Philadelphia (9/6/18).
- X Recorded his first career sack vs. Atlanta (10/9/22).

### 2022 HIGHLIGHTS:

- X Made his 2022 debut in Week 3 vs. Green Bay, finishing with two tackles.

- X Recorded two tackles in Week 4 vs. Kansas City.
- X Finished with four tackles (one for loss), one sack and one quarterback hit in Week 5 vs. Atlanta. It marked his first career sack.
- X Talled one tackle in Week 6 at Pittsburgh.
- X Finished with four tackles (one for loss) in Week 7 at Carolina.
- X Appeared in a reserve capacity in Week 8 vs. Baltimore.

### 2021 HIGHLIGHTS:

- X Senat spent the 2021 season on Injured Reserve prior to being waived in November.

### COLLEGE/PERSONAL:

- X Spent five seasons at South Florida (2013–17), recording 178 tackles (23.5 for loss), 7.0 sacks and two forced fumbles.
- X Earned first-team All-AAC honors in his senior season in 2017 and was selected to play in the East-West Shrine Game.
- X Named second-team All-AAC in 2016, while also earning USF's Defensive MVP recognition.
- X Majored in interdisciplinary social sciences.
- X Was a two-way player at Immokalee High School.

## SENAT'S GAME-BY-GAME STATISTICS

**2022**

| DATE          | OPP  | TACKLES   |          |          |          |            |            |          | INTERCEPTIONS |          |          |          |          | FUMBLES  |          |          | ST TACKLES |          |   |
|---------------|------|-----------|----------|----------|----------|------------|------------|----------|---------------|----------|----------|----------|----------|----------|----------|----------|------------|----------|---|
|               |      | T         | S        | A        | TFL      | SK         | YDS        | QH       | NO            | YDS      | LG       | TD       | PD       | FF       | FR       | YDS      | T          | S        | A |
| Sept. 11      | @DAL |           |          |          |          |            |            |          | Inactive      |          |          |          |          |          |          |          |            |          |   |
| Sept. 18      | @NO  |           |          |          |          |            |            |          | Inactive      |          |          |          |          |          |          |          |            |          |   |
| Sept. 25      | GB   | 2         | 2        | 0        | 0        | 0.0        | 0.0        | 0        | 0             | 0        | 0        | 0        | 0        | 0        | 0        | 0        | 0          | 0        | 0 |
| Oct. 2        | KC   | 1         | 0        | 1        | 0        | 0.0        | 0.0        | 0        | 0             | 0        | 0        | 0        | 0        | 0        | 0        | 0        | 0          | 0        |   |
| Oct. 9        | ATL  | 5         | 3        | 2        | 1        | 1.0        | 6.0        | 1        | 0             | 0        | 0        | 0        | 0        | 0        | 0        | 0        | 0          | 0        |   |
| Oct. 16       | @PIT | 1         | 0        | 1        | 0        | 0.0        | 0.0        | 0        | 0             | 0        | 0        | 0        | 0        | 0        | 0        | 0        | 0          | 0        |   |
| Oct. 23       | @CAR | 4         | 3        | 1        | 1        | 0.0        | 0.0        | 0        | 0             | 0        | 0        | 0        | 0        | 0        | 0        | 0        | 0          | 0        |   |
| Oct. 27       | BAL  | 0         | 0        | 0        | 0        | 0.0        | 0.0        | 0        | 0             | 0        | 0        | 0        | 0        | 0        | 0        | 0        | 0          | 0        |   |
| Nov. 6        | LAR  |           |          |          |          |            |            |          |               |          |          |          |          |          |          |          |            |          |   |
| Nov. 13       | SEA  |           |          |          |          |            |            |          |               |          |          |          |          |          |          |          |            |          |   |
| Nov. 27       | @CLE |           |          |          |          |            |            |          |               |          |          |          |          |          |          |          |            |          |   |
| Dec. 5        | NO   |           |          |          |          |            |            |          |               |          |          |          |          |          |          |          |            |          |   |
| Dec. 11       | @SF  |           |          |          |          |            |            |          |               |          |          |          |          |          |          |          |            |          |   |
| Dec. 18       | CIN  |           |          |          |          |            |            |          |               |          |          |          |          |          |          |          |            |          |   |
| Dec. 25       | @ARI |           |          |          |          |            |            |          |               |          |          |          |          |          |          |          |            |          |   |
| Jan. 1        | CAR  |           |          |          |          |            |            |          |               |          |          |          |          |          |          |          |            |          |   |
| Jan. 7/8      | @ATL |           |          |          |          |            |            |          |               |          |          |          |          |          |          |          |            |          |   |
| <b>TOTALS</b> |      | <b>13</b> | <b>8</b> | <b>5</b> | <b>2</b> | <b>1.0</b> | <b>6.0</b> | <b>0</b> | <b>0</b>      | <b>0</b> | <b>0</b> | <b>0</b> | <b>0</b> | <b>0</b> | <b>0</b> | <b>0</b> | <b>0</b>   | <b>0</b> |   |

# #76 DONOVAN SMITH

## TACKLE

HT: 6-6 WT: 338

DOB: 6/23/93

NFL: 8TH YEAR

ACQ: D2A, 2015

COLLEGE: PENN STATE



## ACQUIRED BY BUCS:

- X Selected in the second round (34th overall) of the 2015 NFL Draft by the Buccaneers.

## AWARDS & ACCOLADES:

- X Super Bowl LV Champion.
- X 2015 PFWA All-Rookie Team Selection.

## CAREER HIGHLIGHTS:

- X Has started all 117 career regular season games he has played in.
- X Started six postseason contests.
- X Since entering the league in 2015, has the sixth-most snaps of any offensive player in the NFL with 7,517.
- X Started the first 77 games of his career, trailing only Paul Gruber for the most consecutive starts to begin a Buccaneers career.
- X Since being drafted by Tampa Bay in 2015, has been part of a Buccaneers offensive line that has helped block for an offense that ranks third in third-down conversion rate (43.2), while recording the second-most yards per game in the NFL (381.0), the most passing yards per game (282.1), the third-highest yards per play (5.81) and sixth-most points per game (25.1) in that span.
- X Started 15 games in 2020 and was part of an offensive line that allowed a sack on 3.51 percent of all pass attempts, the

second-lowest mark in the NFL and the second-lowest mark in a season in team history. Helped block for an offense that ranks second in passing yards per game (289.1), third in points per game (30.8), seventh in yards per game (384.1), seventh in yards per play (6.04).

- X In 2019, started 15 games at left tackle as part of an offensive line that helped guide an offense that averaged 28.6 points per game, the third-highest mark in the league, posting 397.9 yards per game, the third-highest mark in the NFL, with 302.8 passing yards per game, the best mark in the NFL. The team's 458 points scored are a franchise record.
- X In 2018, was part of an offensive line that helped block for an offense that led the NFL in passing yards per game (320.3), while ranking third in total yards per game (415.5) and fourth in yards per play (6.30). Tampa Bay's offense set team records in net yards (6,648), passing yards (5,125), points scored (396) and first downs (388). The team's 5,125 passing yards are the fourth-most in a season in NFL history.
- X Made NFL and Buccaneers debut in a start in the 2015 season opener vs. Tennessee (9/13/2015) and proceeded to start each of the remaining 15 games on the year, all at left tackle.
- X In 2015, helped block for an offense that finished the season ranked fifth in the league in total offense (375.9 ypg) and fifth in rushing (134.9 ypg), while tying for the league lead in rushing average (4.8).
- X Part of a 2015 unit that helped the offense to a then-franchise-record 6,014 net yards on the year, while also recording 2,162 rushing yards for the second-most in a single season in team history.





- X Started at Detroit (12/26/20), helping the Buccaneers total a team-record 588 yards of total offense.
- X Started at left guard in Super Wild Card Round against Philadelphia (1/16/22), helping the team total 349 yards of offense.

## 2022 HIGHLIGHTS:

- X Started at left tackle and played 23 snaps before leaving with injury in Week 1 at Dallas (9/11).
- X Was inactive in Week 2 at New Orleans (9/18) and Week 3 vs. Green Bay (9/25).
- X Started at left tackle in Week 4 vs. Kansas City, contributing to an offensive line that allowed just one sack in 53 dropbacks.
- X Started at left tackle in Week 5 vs. Atlanta, contributing to an offensive line that allowed zero sacks in 52 dropbacks. Tampa Bay became the first team in the 2022 season to not allow a sack in a game with over 50 dropbacks.
- X Started at left tackle in Weeks 6-8.

## 2021 HIGHLIGHTS:

- X Part of an offensive line that allowed a sack on only 3.1 percent of pass plays - the best mark in the league in 2021 and the second-best single season mark in franchise history. Tampa Bay's offense ranked second in the NFL in yards per game (405.9), points per game (30.1), third down conversion percentage (47.1) and yards per play (6.02).
- X Started at left tackle in season opener against Dallas (9/9) and was part of an offensive line that did not allow a sack on 50 passing attempts.
- X Against Atlanta (9/19), started at left tackle.



- X Part of an offense that gained 446 yards - including 411 net passing yards - at L.A. Rams (9/26).
- X Helped block for a Buccaneers rushing attack that totaled 119 yards in a win at New England (10/3).
- X Started at left tackle against Miami (10/10), helping the offense total 558 yards, the fourth-most in a single game in team history, while converting 8-of-11 third downs (72.7 pct.), the second-highest conversion rate in a game in team history. The offense gained 33 first downs, the second-most in a game in team history and the most in a non-overtime contest. Tampa Bay had a franchise record 26 passing first downs.
- X At Philadelphia (10/14), was part of an offensive line that didn't allow a sack over 42 pass attempts, while helping the offense gain 399 yards (102 rushing).
- X Helped block for an offense that rushed for a season-high 182 yards against Chicago (10/24), while not allowing a sack.
- X Started at left tackle at New Orleans (10/31), helping the team gain 421 yards of offense.
- X Part of an offensive line that did not allow a sack at Washington (11/14).
- X Started at left tackle against N.Y. Giants (11/22).
- X At Indianapolis (11/28), helped block for an offense that totaled 142 rushing yards and four rushing touchdowns. The four rushing touchdowns matched the most in a single game in Buccaneers history.
- X Part of an offensive line that did not allow a sack in 51 passing attempts at Atlanta (12/5), helping the offense gain 425 yards.
- X Started at left tackle in an overtime win against Buffalo (12/12), helping Tampa

## 2015-22 OFFENSIVE SNAPS LEADERS

| Name (Team)            | Snaps |
|------------------------|-------|
| 1. Jason Kelce (PHI)   | 7,772 |
| 2. Kevin Zeitler (BAL) | 7,617 |
| 3. Jake Matthews (ATL) | 7,602 |
| 4. Tom Brady (TB)      | 7,568 |
| 5. Matt Ryan (IND)     | 7,533 |
| 6. Donovan Smith (TB)  | 7,517 |

Bay total 488 yards of offense, including 137 rushing yards.

- X Started at left tackle against New Orleans (12/19), helping the team rush for 118 yards.
- X At Carolina (12/26), was part of an offensive line that did not allow a sack and blocked for 159 rushing yards, helping Tampa Bay clinch the team's first NFC South division title since 2007.
- X Started at left tackle at N.Y. Jets (1/2/22), helping the offense total 467 yards.
- X Part of an offensive unit that totaled 409 yards and 41 points against Carolina (1/9/22).
- X Started at left tackle in Super Wild Card Round against Philadelphia (1/16/22), helping the team total 349 yards of offense.
- X Started at left guard in Divisional Round against Los Angeles Rams (1/23/22).

### COLLEGE:

- X Started 31-of-32 career games played at Penn State (2011-14).
- X Played in the 2015 Senior Bowl.
- X Started 11 games in his redshirt junior season.
- X Named first-team preseason All-Big Ten by USA Today and Lindy's, while earning second-team preseason all-conference honors from Athlon Sports and Phil Steele.
- X Part of an offense that put together a school-record 454 passing yards against UCF.
- X As a redshirt sophomore (2013), started 11 games at left tackle.
- X Honorable mention All-Big Ten choice.
- X Blocked for Big Ten Freshman-of-the-Year, quarterback Christian



Hackenberg, who set 12 school freshman records.

- X Saw his first collegiate action as a redshirt freshman (2012), starting 9-of-10 games at left tackle.
- X Helped block for a Penn State squad that led the Big Ten in total offense (437.0 yards per game) in conference play, while ranking second in scoring offense (32.6 points per game) and passing offense (283.1 yards per game) against Big Ten opponents.
- X Selected to ESPN.com Big Ten All-Freshman team.
- X Redshirted as a freshman in 2011.
- X Graduated with a degree in criminology.

### PERSONAL:

- X Attended Owings Mills High School (Owings Mills, Baltimore).
- X Played in the 2011 U.S. Army All-American Bowl.
- X Rated a four-star recruit by 24/7sports.com.
- X Earned first-team all-state honors and Baltimore Sun first-team all-met selection.
- X Did not allow a sack as a junior or senior.
- X Son of Sharon Thomas.
- X Has three sisters, Danielle and Tamika Thomas and Ebony Smith, and one brother, Dwayne Thomas.
- X Born Donovan Cole Smith on June 23, 1993 in Hempstead, New York.

### COMMUNITY:

- X In 2020, supported Autism Speaks as part of the NFL's My Cause, My Cleats initiative.
- X Smith helped encourage young men at the Juvenile Detention Center in Tampa sharing his childhood story during



discussions. He also ate lunch and played football.

- X In November 2019, Smith participated in the 13th annual Turkey Time with the O-Line, handing out Thanksgiving meals to those in need.
- X To close out the 2019 season, Bailey helped surprised 30 kids with a shopping spree at Target. Their families also received \$100 gift cards to Publix and TECO paid for their energy bills.
- X Smith teamed up with teammates to help donate weekly meals from local businesses to Metropolitan Ministries, helping feed those in need during COVID-19.
- X In June 2017, hosted a group of children from Autism Speaks for a fun day at LegoLand, Florida.
- X Helped sponsor the 2015-17 "Turkey Time with the O-Line" event, a Thanksgiving program carried out by the offensive line which has provided thousands of meals for local families in need.
- X In October 2016, joined teammates and the entire Buccaneers business operations staff for the team's "Hometown Huddle", helping to refurbish the Sulphur Springs K-8 School and Community Center and interact with students.
- X In June 2016, participated in a surprise visit to the West Tampa Boys & Girls Club with WWE star Titus O'Neill and teammate Jameis Winston to share positive messages with the members

and surprise kids with tickets to WWE Monday Night RAW.

- X In December 2015, visited patients battling injury and illness at All Children's Hospital in St. Petersburg.
- X In November 2015, congratulated students at Pinellas Park Middle School for winning the Fuel Up To Play 60 "Defend Your Turf Challenge" through a special assembly and P.E. class.
- X In October 2015, participated in games, arts and crafts, and activities with children at Metropolitan Ministries annual Fall Festival.
- X In September 2015, served lunch to more than 250 hungry and homeless men and women at Trinity Café.
- X In July 2015, went bowling with rookie or first-year firefighters and paramedics.
- X Had his head shaved by children battling cancer for the Buccaneers 2015 and 2016 Cut for a Cure to raise funds and awareness for the National Pediatric Cancer Foundation.
- X In May 2015, toured MacDill Air Force Base to greet military servicemen and servicewomen and learn about the important role that the base plays in the Tampa community.
- X In May 2015, visited wounded warriors recovering from injury and illness at James A. Haley Veterans' Hospital in Tampa.

## SMITH'S CAREER STATISTICS

**Games/Starts:** TB: 2015: 16/16; 2016: 16/16; 2017: 16/16; 2018: 16/16; 2019: 15/15; 2020: 15/15 (P:4/4); 2021: 17/17 (P: 2/2); 2022: 6/6 (P:1/1)

**Career Totals:** 117/117 (P:7/7)

**Misc. Tackles:** 3 - 1 in 2020; 2 in 2018

**Fumble Recoveries:** 1 - 1 in 2017 (10/22 at Buffalo)

# #3

## RYAN SUCCOP

### KICKER


HT: 6-2 WT: 213

DOB: 9/19/86

NFL: 14TH YEAR

ACQ: FA, 2020

COLLEGE: SOUTH CAROLINA



### ACQUIRED BY BUCS:

- X Signed by Tampa Bay as a free agent on September 1, 2020.

### ORIGINALLY ENTERED NFL:

- X Originally entered the NFL as a seventh-round pick (256th overall) in the 2009 NFL Draft by the Kansas City Chiefs.

### AWARDS & ACCOLADES:

- X Super Bowl LV Champion.
- X 7x Special Teams Player of the Week (5x AFC: Week 4, 2011; Week 15, 2011; Week 8, 2013, Week 15, 2016; Week 6, 2017; 2x NFC: Week 8, 2020; Week 17, 2020)
- X AFC Special Teams Player of the Month (September 2017)
- X 2009 NFL All-Rookie Team

### CAREER HIGHLIGHTS:

- X Played with the Kansas City Chiefs (2009-13) and Tennessee Titans (2014-19).
- X Has played in 207 career regular season games, connecting on 308-of-368 field goals (83.7 pct.) and 455-of-473 extra points (96.2 pct.).
- X Has played in 10 postseason contests, making 16-of-17 field goal attempts and 28-of-29 extra point attempts.
- X Set Buccaneers franchise records for points scored in a single season (136) and points in a postseason (39).

- X Succop's 39 points scored during Tampa Bay's Super Bowl LV run are tied for the fourth-most by a player in a single postseason and tied for the second-most in a single postseason by a kicker, trailing only Adam Vinatieri (49 in 2006).
- X Ranks sixth in Tampa Bay Buccaneers history in kicking points scored (333), while his 333 points scored are tied for third-most in the NFL since 2020.
- X Ranks 36th in NFL history in kicking points scored (1,379).
- X Set an NFL record by recording 56 consecutive field goals from inside 50 yards from 2014-17.
- X His 308 made field goals and 1,379 kicking points each rank sixth in the NFL among active kickers.
- X Connected on a 52-yard field goal attempt in Super Bowl LV - the second-longest made field goal in Super Bowl history.
- X At Carolina (11/15/20), connected on all four field goal attempts and made four-of-five extra points, totaling 16 points - tied for the most in a single game by a kicker in Buccaneers history (also Martin Gramatica, 12/23/01 vs. New Orleans).
- X Made 83.6 percent of his field goal attempts while with the Titans, the

### MOST POINTS (SINGLE POSTSEASON - NFL HISTORY)

| Name                    | Team - Season           | Points    |
|-------------------------|-------------------------|-----------|
| 1. K Adam Vinatieri     | Indianapolis - 2006     | 49        |
| 2. RB Terrell Davis     | Denver - 1997           | 48        |
| 2. K Evan McPherson     | Cincinnati - 2021       | 48        |
| 3. WR Larry Fitzgerald  | Arizona - 2008          | 42        |
| <b>4. K Ryan Succop</b> | <b>Tampa Bay - 2020</b> | <b>39</b> |
| 4. K Steve Christie     | Buffalo - 1992          | 39        |

second-highest mark in franchise history, trailing only Rob Bironas.

- X Ranks fifth in Titans history in points scored (529) and third in points scored in Chiefs history (517).
- X Posted a career-high 35 field goals made in 2017, resulting in a career-best 136 points. Later tied his career high in points with the 2020 Buccaneers.
- X Made 91.7 percent of field goal attempts in 2016, a career high and the third-most in a single season in Titans history.

## 2022 HIGHLIGHTS:

- X Converted on four field goals and one PAT in the season opener at Dallas, hitting from 29, 38, 44 and 47 yards out. His four field goals were tied for most in the NFL.
- X In Week 1, reached 280 points scored with the Buccaneers, surpassing James Wilder (276) for eighth-most points scored in team history.
- X Connected on two 47-yard field goals and two PATs in Week 2 at New Orleans. His 21 kicking points through two weeks lead the NFL.
- X Converted on a pair of 45-yard field goal in Week 3 vs. Green Bay.
- X Had eight field goals made (including six from 40+) through three weeks, most in the NFC and tied for most in the NFL.
- X Converted on a 45-yard field goal and went four-for-four on point after attempts in Week 4 vs. Kansas City.
- X Connected on a 21-yard and 44-yard field goal in the Week 5 win vs. Atlanta, adding one PAT.
- X Went 4-of-4 on field goal attempts in Week 6 at Pittsburgh, converting on attempts of 24, 27, 30 and 54 yards.

- X His 54 yard field goal in Week 6 marked his longest as a member of the Buccaneers and his longest since the 2018 season.
- X Through six weeks, his 15 field goals made were tied for first in the NFL.
- X Connected on a 27-yard field goal for his only action in Week 7 at Carolina.
- X Through seven weeks, his 16 field goals made were tied for first in the NFL.
- X Went 3-for-3 on field goal attempts in Week 8 vs. Baltimore, converting on attempts from 26, 30 and 31 yards out. Also added one PAT.
- X Through eight weeks, led the NFL with 19 made field goals. His 66 kicking points ranked third.

## 2021 HIGHLIGHTS:

- X Succop finished the season with 131 kicking points, the 10th-most in the NFL in 2021 and tied for the second-most in a single season in team history, trailing only his 2020 mark (136).
- X Succop led all NFL kickers with 56 made extra points, the most in a single season in Buccaneers history.
- X In season opener against Dallas (9/9), made all four extra points and lone field goal attempt - a 36-yard try with two seconds remaining, bringing Tampa Bay a 31-29 victory.
- X Made six-of-seven extra point attempts against Atlanta (9/19).
- X At L.A. Rams (9/26), made one-of-two field goals and all three extra point attempts.
- X Made four-of-five field goal attempts at New England (10/3), including game-winning try with two minutes remaining. Also made lone extra point attempt.

### MOST POINTS (SINGLE SEASON - BUCCANEERS HISTORY)

| Name (Season)                | Points     |
|------------------------------|------------|
| <b>1. Ryan Succop (2020)</b> | <b>136</b> |
| <b>2. Ryan Succop (2021)</b> | <b>131</b> |
| 3. Matt Bryant (2008)        | 131        |
| 4. Martin Gramatica (2002)   | 128        |
| 5. Martin Gramatica (2002)   | 124        |
| 5. Matt Gay (2019)           | 124        |

### MOST POINTS (SINGLE POSTSEASON - BUCCANEERS HISTORY)

| Name (Season)                      | Points    |
|------------------------------------|-----------|
| <b>1. Ryan Succop (2020)</b>       | <b>39</b> |
| 2. Martin Gramatica (2002)         | 28        |
| 3. Mike Alstott (2002)             | 24        |
| <b>4. Leonard Fournette (2020)</b> | <b>18</b> |
| 5. Five tied with 12               |           |

- X Against Miami (10/10), made all six extra point attempts and lone field goal attempt, a 42-yard try.
- X Went four-for-four on extra point attempts at Philadelphia (10/14).
- X Connected on all five field goal attempts against Chicago (10/24), while going one-for-two on field goal attempts.
- X Went three-for-three on extra point attempts at New Orleans (10/31).
- X At Washington (11/14), made both field goal attempts and went one-for-two on extra points.
- X Connected on all three field goal attempts and all three extra point attempts against N.Y. Giants (11/22).
- X Made all six kicks (five extra points, one field goal) at Indianapolis (11/28).
- X Connected on 31-yard field goal attempt and three-of-four extra point attempts at Atlanta (12/5).
- X Made both field goal attempts and all three extra points in overtime win against Buffalo (12/12).
- X At Carolina (12/26), connected on all four field goal attempts and both extra point attempts, finishing the game with a season-high 14 points, tied for the fourth-most in a single game in franchise history.
- X Succop connected on both field goal attempts and both extra point attempts at N.Y. Jets (1/2/22).
- X Made two-of-three field goal attempts and all five extra point attempts against Carolina (1/9/22).

- X Made lone field goal attempt and all five extra points in Super Wild Card Round win against Philadelphia (1/16/22).
- X Connected on two-of-three field goal attempts and all three extra point tries in Divisional Round matchup against Los Angeles Rams (1/23/22).

### COLLEGE:

- X Played in 50 games at South Carolina (2005-08), hitting 49-of-69 field goals (71.0 pct.) and made 104-of-106 extra points, finishing his career with 251 points, then the second-most in school history.
- X Earned honorable mention All-SEC honors as a junior and senior, while earning second-team All-SEC distinction as a sophomore, along with being named a Lou Groza Award semifinalist.
- X His 36 total touchdowns topped the previous NCAA record for freshmen and sophomore of 32 by fellow Pitt Panther Larry Fitzgerald.
- X Majored in Finance & Real Estate

### PERSONAL:

- X Attended Hickory High School (Hickory, North Carolina) where he was a four-time all-conference and two-time all-state selection.
- X Married to Paige, the couple have two children: son, Cooper, and daughter, Reese.

## SUCCOP'S GAME-BY-GAME STATISTICS

| 2022          |      | SCORING   |           |             |           |          |          |          |              |          |           |
|---------------|------|-----------|-----------|-------------|-----------|----------|----------|----------|--------------|----------|-----------|
| DATE          | OPP  | FG        | FGA       | PCT         | LG        | BLK      | XP       | XPA      | PCT          | BLK      | PTS       |
| Sept. 11      | @DAL | 4         | 5         | 80.0        | 47        | 0        | 1        | 1        | 100.0        | 0        | 13        |
| Sept. 18      | @NO  | 2         | 2         | 100.0       | 47        | 0        | 2        | 2        | 100.0        | 0        | 8         |
| Sept. 25      | GB   | 2         | 2         | 100.0       | 45        | 0        | 0        | 0        | 0.0          | 0        | 6         |
| Oct. 2        | KC   | 1         | 1         | 100.0       | 45        | 0        | 4        | 4        | 100.0        | 0        | 7         |
| Oct. 9        | ATL  | 2         | 2         | 100.0       | 44        | 0        | 1        | 1        | 100.0        | 0        | 7         |
| Oct. 16       | @PIT | 4         | 4         | 100.0       | 54        | 0        | 1        | 1        | 100.0        | 0        | 12        |
| Oct. 23       | @CAR | 1         | 1         | 100.0       | 27        | 0        | 0        | 0        | 0.0          | 0        | 3         |
| Oct. 27       | BAL  | 3         | 3         | 100.0       | 31        | 0        | 1        | 1        | 100.0        | 0        | 10        |
| Nov. 6        | LAR  |           |           |             |           |          |          |          |              |          |           |
| Nov. 13       | SEA  |           |           |             |           |          |          |          |              |          |           |
| Nov. 27       | @CLE |           |           |             |           |          |          |          |              |          |           |
| Dec. 5        | NO   |           |           |             |           |          |          |          |              |          |           |
| Dec. 11       | @SF  |           |           |             |           |          |          |          |              |          |           |
| Dec. 18       | CIN  |           |           |             |           |          |          |          |              |          |           |
| Dec. 25       | @ARI |           |           |             |           |          |          |          |              |          |           |
| Jan. 1        | CAR  |           |           |             |           |          |          |          |              |          |           |
| Jan. 7/8      | @ATL |           |           |             |           |          |          |          |              |          |           |
| <b>TOTALS</b> |      | <b>19</b> | <b>20</b> | <b>95.0</b> | <b>54</b> | <b>0</b> | <b>9</b> | <b>9</b> | <b>100.0</b> | <b>0</b> | <b>66</b> |

## SUCCOP'S CAREER STATISTICS

| SCORING           |             |            |            |            |             |           |          |            |            |             |          |              |
|-------------------|-------------|------------|------------|------------|-------------|-----------|----------|------------|------------|-------------|----------|--------------|
| Year              | Team        | GP         | FG         | FGA        | Pct         | Lg        | Blk      | XP         | XPA        | Pct         | Blk      | Pts          |
| 2009              | Kansas City | 16         | 25         | 29         | 86.2        | 53        | 1        | 29         | 29         | 100.0       | 0        | 104          |
| 2010              | Kansas City | 16         | 20         | 26         | 76.9        | 53        | 1        | 42         | 42         | 100.0       | 0        | 102          |
| 2011              | Kansas City | 16         | 24         | 30         | 80.0        | 54        | 2        | 20         | 20         | 100.0       | 0        | 92           |
| 2012              | Kansas City | 16         | 28         | 34         | 82.4        | 52        | 0        | 17         | 17         | 100.0       | 0        | 101          |
| 2013              | Kansas City | 16         | 22         | 28         | 78.6        | 51        | 1        | 52         | 52         | 100.0       | 0        | 118          |
| 2014              | Tennessee   | 16         | 19         | 22         | 86.4        | 51        | 0        | 27         | 27         | 100.0       | 0        | 84           |
| 2015              | Tennessee   | 16         | 14         | 16         | 87.5        | 51        | 0        | 29         | 31         | 93.5        | 1        | 71           |
| 2016              | Tennessee   | 16         | 22         | 24         | 91.7        | 53        | 0        | 39         | 41         | 95.1        | 1        | 105          |
| 2017              | Tennessee   | 16         | 35         | 42         | 83.3        | 52        | 1        | 31         | 33         | 93.9        | 1        | 136          |
| 2018              | Tennessee   | 16         | 26         | 30         | 86.7        | 54        | 0        | 28         | 31         | 90.3        | 1        | 106          |
| 2019              | Tennessee   | 6          | 1          | 6          | 16.7        | 31        | 1        | 24         | 25         | 96.0        | 0        | 27           |
| 2020              | Tampa Bay   | 16         | 28         | 31         | 90.3        | 50        | 1        | 52         | 57         | 91.2        | 2        | 136          |
| 2021              | Tampa Bay   | 17         | 25         | 30         | 83.3        | 48        | 0        | 56         | 59         | 94.9        | 0        | 131          |
| 2022              | Tampa Bay   | 8          | 19         | 20         | 95.0        | 54        | 0        | 9          | 9          | 100.0       | 0        | 66           |
| <b>NFL Totals</b> |             | <b>207</b> | <b>308</b> | <b>368</b> | <b>83.7</b> | <b>54</b> | <b>8</b> | <b>455</b> | <b>473</b> | <b>96.2</b> | <b>6</b> | <b>1,379</b> |

| SCORING           |             |           |           |           |             |           |          |           |           |             |          |           |
|-------------------|-------------|-----------|-----------|-----------|-------------|-----------|----------|-----------|-----------|-------------|----------|-----------|
| Playoffs Year     | Team        | GP        | FG        | FGA       | Pct         | Lg        | Blk      | XP        | XPA       | Pct         | Blk      | Pts       |
| 2010              | Kansas City | 1         | 0         | 0         | -           | -         | 0        | 1         | 1         | 100.0       | 0        | 1         |
| 2013              | Kansas City | 1         | 3         | 3         | 100.0       | 43        | 0        | 5         | 5         | 100.0       | 0        | 14        |
| 2017              | Tennessee   | 2         | 1         | 1         | 100.0       | 49        | 0        | 3         | 3         | 100.0       | 0        | 6         |
| 2020              | Tampa Bay   | 4         | 9         | 9         | 100.0       | 52        | 0        | 12        | 13        | 92.3        | 1        | 39        |
| 2021              | Tampa Bay   | 2         | 3         | 4         | 75.0        | 45        | 0        | 7         | 7         | 100.0       | 0        | 16        |
| <b>NFL Totals</b> |             | <b>10</b> | <b>16</b> | <b>17</b> | <b>94.1</b> | <b>52</b> | <b>0</b> | <b>28</b> | <b>29</b> | <b>97.0</b> | <b>1</b> | <b>76</b> |

| FIELD GOALS       |             |            |              |              |             |               |             |               |             |              |             |  |
|-------------------|-------------|------------|--------------|--------------|-------------|---------------|-------------|---------------|-------------|--------------|-------------|--|
| Year              | Team        | 1-19       | Pct.         | 20-29        | Pct.        | 30-39         | Pct.        | 40-49         | Pct.        | 50+          | Pct.        |  |
| 2009              | Kansas City | 0/0        | -            | 10/10        | 100.0       | 7/7           | 100.0       | 6/7           | 85.7        | 2/5          | 40.0        |  |
| 2010              | Kansas City | 0/0        | -            | 6/6          | 100.0       | 7/9           | 77.8        | 6/8           | 75.0        | 1/3          | 33.3        |  |
| 2011              | Kansas City | 1/1        | 100.0        | 7/7          | 100.0       | 6/7           | 85.7        | 7/12          | 58.3        | 3/3          | 100.0       |  |
| 2012              | Kansas City | 0/0        | -            | 4/5          | 80.0        | 12/15         | 80.0        | 10/12         | 83.3        | 2/2          | 100.0       |  |
| 2013              | Kansas City | 0/0        | -            | 6/6          | 100.0       | 9/10          | 90.0        | 6/8           | 75.0        | 1/4          | 25.0        |  |
| 2014              | Tennessee   | 0/0        | -            | 5/5          | 100.0       | 7/7           | 100.0       | 5/8           | 62.5        | 2/2          | 100.0       |  |
| 2015              | Tennessee   | 0/0        | -            | 3/3          | 100.0       | 3/3           | 100.0       | 7/7           | 100.0       | 1/3          | 33.3        |  |
| 2016              | Tennessee   | 1/1        | 100.0        | 4/4          | 100.0       | 6/6           | 100.0       | 8/8           | 100.0       | 3/5          | 60.0        |  |
| 2017              | Tennessee   | 0/0        | -            | 10/10        | 100.0       | 7/7           | 100.0       | 16/20         | 80.0        | 2/5          | 40.0        |  |
| 2018              | Tennessee   | 0/0        | -            | 5/6          | 83.3        | 13/13         | 100.0       | 5/7           | 71.4        | 3/4          | 75.0        |  |
| 2019              | Tennessee   | 0/0        | -            | 0/0          | -           | 1/1           | 100.0       | 0/4           | 0.0         | 0/1          | 0.0         |  |
| 2020              | Tampa Bay   | 1/1        | 100.0        | 10/10        | 100.0       | 9/9           | 100.0       | 7/9           | 77.8        | 1/2          | 50.0        |  |
| 2021              | Tampa Bay   | 0/0        | -            | 11/11        | 100.0       | 7/8           | 87.5        | 7/10          | 70.0        | 0/1          | 0.0         |  |
| 2022              | Tampa Bay   | 0/0        | -            | 6/6          | 100.0       | 4/5           | 80.0        | 8/8           | 100.0       | 1/1          | 100.0       |  |
| <b>NFL Totals</b> |             | <b>3/3</b> | <b>100.0</b> | <b>87/89</b> | <b>97.8</b> | <b>98/107</b> | <b>91.6</b> | <b>98/128</b> | <b>76.6</b> | <b>22/41</b> | <b>53.7</b> |  |

| FIELD GOALS       |             |            |              |            |              |            |              |            |             |            |              |  |
|-------------------|-------------|------------|--------------|------------|--------------|------------|--------------|------------|-------------|------------|--------------|--|
| Playoffs Year     | Team        | 1/19       | Pct.         | 20/29      | Pct.         | 30/39      | Pct.         | 40/49      | Pct.        | 50+        | Pct.         |  |
| 2010              | Kansas City | 0/0        | -            | 0/0        | -            | 0/0        | -            | 0/0        | -           | 0/0        | -            |  |
| 2013              | Kansas City | 1/1        | 100.0        | 0/0        | -            | 0/0        | -            | 2/2        | 100.0       | 0/0        | -            |  |
| 2017              | Tennessee   | 0/0        | -            | 0/0        | -            | 0/0        | -            | 1/1        | 100.0       | 0/0        | -            |  |
| 2020              | Tampa Bay   | 0/0        | -            | 3/3        | 100.0        | 4/4        | 100.0        | 1/1        | -           | 1/1        | 100.0        |  |
| 2021              | Tampa Bay   | 0/0        | -            | 0/0        | -            | 2/2        | 100.0        | 1/2        | -           | 0/0        | -            |  |
| <b>NFL Totals</b> |             | <b>1/1</b> | <b>100.0</b> | <b>3/3</b> | <b>100.0</b> | <b>6/6</b> | <b>100.0</b> | <b>5/6</b> | <b>83.3</b> | <b>1/1</b> | <b>100.0</b> |  |



# #2

## KYLE TRASK

QUARTERBACK

HT: 6-5 WT: 236

DOB: 3/6/98

NFL: 2ND YEAR

ACQ: D2, 2021

COLLEGE: FLORIDA



### ACQUIRED BY BUCS:

- X Selected in the second round (64th overall) of the 2021 NFL Draft by the Buccaneers.

### 2022 HIGHLIGHTS:

- X Was inactive for Weeks 1-7.
- X Did not play in Week 8 vs. Baltimore.

### 2021 HIGHLIGHTS:

- X Inactive for all 17 games of the season and both postseason contests.

### COLLEGE:

- X Played in 28 games at Florida (2016-20), completing 552-of-813 passes for 7,386 yards and 69 touchdowns. Trask's 69 career touchdown passes rank sixth in school history, while his 7,386 career passing yards rank eighth.
- X In 2020, Trask completed 301-of-437 passes (68.9 pct.) for 4,283 yards (9.8 avg.) with 43 touchdowns and eight interceptions, while rushing for an additional three touchdowns.
- X A Heisman Trophy Finalist in 2020, Trask led the FBS in total touchdowns (46) and touchdown passes (43) while ranking second in passing yards (4,283). His 43 touchdown passes established a new school record and rank third in a single season in SEC history (LSU's Joe Burrow, 60 in 15 games in 2019; Missouri's Drew Lock, 44 in 13 games in 2017).

- X Trask's 46 total touchdowns tied for the sixth-most in a single season in the SEC and ranked second in school history, trailing only Tim Tebow (55 in 2007).
- X Trask finished second nationally in passing yards per game (356.9), breaking Rex Grossman's school record (354.0 in 2001) and ranking third in SEC history, behind only Kentucky's Tim Couch (388.6 in 1998) and LSU's Joe Burrow (378.1 in 2019).
- X Earned second-team All-America honors (Associated Press, Sporting News) and second-team All-SEC honors (Associate Press, SEC Coaches), while finishing as a finalist for the Davey O'Brien National Quarterback Award, Johnny Unitas Golden Arm Award, Manning Award and Earl Campbell Tyler Rose Award.
- X In 2019, played in 12 games, with 10 starts, completing 237-of-354 passes (66.9 pct.) for 2,941 yards, with 25 touchdowns and seven interceptions, earning third-team All-SEC honors.
- X Played in four games as a backup in 2018.
- X Did not play in 2017.
- X Redshirted in 2016.

### PERSONAL:

- X Attended Manvel High School (Manvel, Texas).
- X Helped his team to an 11-3 record as a senior and a spot in the Texas UIL 6A Division 2 Quarterfinals.

# #97 ZACH TRINER

**LONG SNAPPER**  
**HT:** 6-3 **WT:** 245  
**DOB:** 1/30/91  
**NFL:** 4TH YEAR  
**ACQ:** FA, 2019  
**COLLEGE:** ASSUMPTION



## TRANSACTIONS:

- X Signed to a futures contract with New York Jets on January 5, 2017. Waived on May 8, 2017.
- X Signed to Green Bay Packers' practice squad on December 27, 2017. Signed to a futures contract with Green Bay on January 2, 2018. Waived on September 1, 2018.
- X Signed to a futures contract with Tampa Bay Buccaneers on January 3.

## CAREER HIGHLIGHTS:

- X Super Bowl LV Champion.
- X Served as team's long snapper on all place kicks and punts from 2019-20, appearing in 32 regular season games and four postseason contests, totaling three special teams tackles.

## 2022 HIGHLIGHTS:

- X Appeared on special teams in Weeks 1-3.
- X Appeared on special teams in Week 4 vs. Kansas City, recording one tackle.
- X Appeared on special teams in Weeks 5-8.

## 2021 HIGHLIGHTS:

- X Played in nine regular season games and two postseason games on the year.
- X Placed on Injured Reserve on September 13. Activated and returned to action against N.Y. Giants (11/22).

## COLLEGE:

- X Appeared in 25 games in three seasons at Assumption College (2012-14) as a defensive lineman.
- X Logged 66 tackles, 14 tackles for loss, 8.5 sacks, three forced fumbles and two fumble recoveries.

- X As a senior (2014), played in all 11 games, tallying 31 tackles, with 7.5 for loss, 5.5 sacks, two forced fumbles and one fumble recovery.
- X As a junior (2013), recorded 31 tackles, five tackles for loss, two sacks, one forced fumble and one fumble recovery.
- X Appeared in three games in his sophomore season (2012), notching four tackles and a sack.
- X Transferred from Sienna College, where he won a Metro Atlantic Athletic Conference title in lacrosse.
- X Majored in psychology.

## PERSONAL:

- X Played football and lacrosse at Marshfield High School (Marshfield, Massachusetts), where he was a two-time all-state and all-conference performer in both sports.
- X Son of Kristin and Stephen Gangi. Father, Stephen, played in the MLB for the Boston Red Sox and Atlanta Braves.

## COMMUNITY:

- X In November 2021, the Buccaneers specialist helped serve dinner to patients undergoing cancer treatments and their families at Florida Cancer Specialists.
- X Triner took a visit to MacDill Air Force Base to learn and speak with members of the military.
- X Triner also participated in the Buccaneers Mock Trial and sat in on bail and probation hearings at the Hillsborough County Courthouse on Tuesday to gain perspective on the criminal justice system.

## TRINER'S CAREER STATISTICS

**Games/Starts:** TB: 2019: 16/0; 2020: 16/0 (P:4/0); 2021: 9/0 (P:2/0); 2022: 8/0 (P:3/0)

**Career Totals:** 49/0 (P: 9/0)

**Special Teams Tackles:** 4 - 1 in 2022; 2 in 2020; 1 in 2019

# #9

## JOE TRYON-SHOYINKA

OUTSIDE LINEBACKER

HT: 6-5 WT: 259

DOB: 4/30/99

NFL: 2ND YEAR

ACQ: D1, 2021

COLLEGE: WASHINGTON



### ACQUIRED BY BUCS:

- X Selected in the first round (32nd overall) of the 2021 NFL Draft by the Buccaneers.

### 2022 HIGHLIGHTS:

- X Started at linebacker in the season opener at Dallas, recording one tackle.
- X Recorded four tackles, one quarterback hit and 0.5 sacks in the Week 2 win at New Orleans (9/18).
- X His half sack on Jameis Winston in Week 2 marked his first sack of the season.
- X Recorded one tackle for loss and one quarterback hit in Week 3 vs. Green Bay.
- X Tallied three tackles in Week 4 vs. Kansas City.
- X Finished with two tackles (one for loss), one sack and two quarterback hits in the Week 5 win vs. Atlanta.
- X Recorded three tackles (one for loss) in Week 6 at Pittsburgh.
- X Finished with two tackles in Week 7 at Carolina.
- X Logged three tackles (one for loss) and one sack in Week 8 vs. Baltimore.

### 2021 HIGHLIGHTS:

- X Tallied 4.0 sacks on the season, tied for the fifth-most among rookies, while his 10 quarterback hits tied for sixth-most among rookies.
- X Contributed to a Buccaneers defense that allowed the fifth-fewest points per game (20.8) and seventh-fewest yards per play (5.20) while ranking third in the NFL in rush defense (92.5 yards per game), allowing the fourth-fewest yards per pass play (5.97), recording the

seventh-most sacks (47.0) and tying for the fifth-most takeaways (29).

- X Made NFL debut against Dallas (9/9), starting and registering two tackles and a quarterback hit.
- X Recorded two special teams tackles - both on kickoff coverage - against Atlanta (9/19).
- X Made first career start at L.A. Rams (9/26), tallying two tackles and a pass defended.
- X At New England (10/3), recorded two sacks and four total quarterback hits. The first sack of his career came on the game's opening possession, when he sacked QB Mac Jones for a four-yard loss.
- X Was part of a defense that held the Patriots to -1 yards rushing - the fewest allowed in a game in Buccaneers history and the fewest allowed by any NFL team since 2007.
- X Joined Devin White (11/24/19 at Atlanta) as the only Buccaneers rookies to record multiple sacks in a game since 2010 (Gerald McCoy, 11/28/10 at Baltimore).
- X Tallied one tackle against Miami (10/10).
- X At Philadelphia (10/14), recorded two tackles. Part of a defense that limited the Eagles to 213 total yards.
- X Registered one tackle against Chicago (10/24).



- X Recorded one special teams tackle at New Orleans (10/31).
  - X At Washington (11/14), tallied one sack.
  - X Notched two tackles against N.Y. Giants (11/22).
  - X Registered one quarterback hit at Indianapolis (11/28).
  - X Tallied two tackles at Atlanta (12/5).
  - X Recorded one quarterback hit in overtime win against Buffalo (12/12).
  - X Against New Orleans (12/19), notched four tackles (two for loss) and one sack.
  - X Registered one quarterback hit at Carolina (12/26). Tryon-Shoyinka was part of a defense that held Carolina to six points and 4.1 yards per play en route to helping Tampa Bay clinch the team's first NFC South division title since 2007.
  - X Tallied four tackles at N.Y. Jets (1/2/22).
  - X Against Carolina (1/9/22), recorded three tackles and two passes defended.
  - X In Super Wild Card Round against Philadelphia (1/16/22), notched one tackle for loss and one pass defended.
  - X Played in a reserve role in Divisional Round matchup against Los Angeles Rams (1/23/22).
- COLLEGE:**
- X Played in 25 games at Washington (2017-20), starting 14, totaling 61 tackles, (14.5 for loss), 9.0 sacks and two passes defended.
  - X Did not play in the 2020 season after declaring for the 2021 NFL Draft, but was selected as a preseason All-American (first team, Phil Steele; second team, Sporting News) and named to the Bronko Nagurski and Butkus Award preseason watch lists.
  - X As a redshirt sophomore in 2019, started 12-of-13 games, registering 41 tackles (12.5 for loss), 8.0 sacks and one pass defended, earning second-team All-Pac-12 honors. His 8.0 sacks tied for fifth in the Pac-12, while his 12.5 tackles for loss were fifth-most in the conference.
  - X Named Pac-12 Defensive Lineman of the Week after recording 2.5 tackles for loss and two sacks against Washington State (11/29/19).
  - X Played in 12 games as a redshirt freshman, with two starts, recording 20 tackles (two for loss), one sack and one pass defended.
  - X Redshirted in 2017.
- PERSONAL:**
- X Attended Hazen High School (Renton, Washington).
  - X As a senior in 2016, earned North Puget Sound League Defensive Lineman of the Year, Seattle Times all-state honors and first-team All-NPSL honors at both defensive line and tight end, while also being named to the USA Today all-state team (all levels) and the Seattle Times all-area team.
  - X Also played basketball and baseball at Hazen.

## TRYON-SHOYINKA'S CAREER STATISTICS


|                   |           | Tackles   |          |           |           |           |            |             | INT      |          |          |          | Fumbles  |          |          | ST Tackles |          |          |          |
|-------------------|-----------|-----------|----------|-----------|-----------|-----------|------------|-------------|----------|----------|----------|----------|----------|----------|----------|------------|----------|----------|----------|
| Year              | Team      | GP        | GS       | T         | S         | A         | Sk         | Yds         | No       | Yds      | Lg       | TD       | PD       | FF       | FR       | Yds        | T        | S        | A        |
| 2021              | Tampa Bay | 17        | 6        | 26        | 19        | 7         | 4.0        | 17.0        | 0        | 0        | 0        | 0        | 3        | 0        | 0        | 0          | 3        | 2        | 1        |
| 2022              | Tampa Bay | 8         | 8        | 18        | 8         | 10        | 2.5        | 10.5        | 0        | 0        | 0        | 0        | 0        | 0        | 0        | 0          | 0        | 0        | 0        |
| <b>NFL Totals</b> |           | <b>25</b> | <b>4</b> | <b>44</b> | <b>27</b> | <b>17</b> | <b>6.5</b> | <b>27.5</b> | <b>0</b> | <b>0</b> | <b>0</b> | <b>0</b> | <b>3</b> | <b>0</b> | <b>0</b> | <b>0</b>   | <b>3</b> | <b>2</b> | <b>1</b> |
| <b>Playoffs</b>   |           |           |          |           |           |           |            |             |          |          |          |          |          |          |          |            |          |          |          |
|                   |           | Tackles   |          |           |           |           |            |             | INT      |          |          |          | Fumbles  |          |          | ST Tackles |          |          |          |
| Year              | Team      | GP        | GS       | T         | S         | A         | Sk         | Yds         | No       | Yds      | Lg       | TD       | PD       | FF       | FR       | Yds        | T        | S        | A        |
| 2021              | Tampa Bay | 2         | 0        | 1         | 1         | 0         | 0.0        | 0.0         | 0        | 0        | 0        | 0        | 1        | 0        | 0        | 0          | 0        | 0        | 0        |
| <b>Postseason</b> |           | <b>2</b>  | <b>0</b> | <b>1</b>  | <b>1</b>  | <b>0</b>  | <b>0.0</b> | <b>0.0</b>  | <b>0</b> | <b>0</b> | <b>0</b> | <b>0</b> | <b>1</b> | <b>0</b> | <b>0</b> | <b>0</b>   | <b>0</b> | <b>0</b> | <b>0</b> |

## TRYON-SHOYINKA'S GAME-BY-GAME STATISTICS

**2022**

| DATE          | OPP  | TACKLES   |          |           |          |            |             |          | INTERCEPTIONS |          |          |          |          | FUMBLES  |          |          | ST TACKLES |          |   |
|---------------|------|-----------|----------|-----------|----------|------------|-------------|----------|---------------|----------|----------|----------|----------|----------|----------|----------|------------|----------|---|
|               |      | T         | S        | A         | TFL      | SK         | YDS         | QH       | NO            | YDS      | LG       | TD       | PD       | FF       | FR       | YDS      | T          | S        | A |
| Sept. 11      | @DAL | 1         | 1        | 0         | 0        | 0.0        | 0.0         | 0        | 0             | 0        | 0        | 0        | 0        | 0        | 0        | 0        | 0          | 0        | 0 |
| Sept. 18      | @NO  | 4         | 1        | 3         | 1        | 0.5        | 2.5         | 1        | 0             | 0        | 0        | 0        | 0        | 0        | 0        | 0        | 0          | 0        |   |
| Sept. 25      | GB   | 1         | 1        | 0         | 1        | 0.0        | 0.0         | 1        | 0             | 0        | 0        | 0        | 0        | 0        | 0        | 0        | 0          | 0        |   |
| Oct. 2        | KC   | 3         | 1        | 2         | 0        | 0.0        | 0.0         | 0        | 0             | 0        | 0        | 0        | 0        | 0        | 0        | 0        | 0          | 0        |   |
| Oct. 9        | ATL  | 2         | 1        | 1         | 1        | 1.0        | 7.0         | 2        | 0             | 0        | 0        | 0        | 0        | 0        | 0        | 0        | 0          | 0        |   |
| Oct. 16       | @PIT | 3         | 1        | 2         | 1        | 0.0        | 0.0         | 0        | 0             | 0        | 0        | 0        | 0        | 0        | 0        | 0        | 0          | 0        |   |
| Oct. 23       | @CAR | 2         | 0        | 2         | 0        | 0.0        | 0.0         | 0        | 0             | 0        | 0        | 0        | 0        | 0        | 0        | 0        | 0          | 0        |   |
| Oct. 27       | BAL  | 3         | 2        | 1         | 1        | 1.0        | 1.0         | 1        | 0             | 0        | 0        | 0        | 0        | 0        | 0        | 0        | 0          | 0        |   |
| Nov. 6        | LAR  |           |          |           |          |            |             |          |               |          |          |          |          |          |          |          |            |          |   |
| Nov. 13       | SEA  |           |          |           |          |            |             |          |               |          |          |          |          |          |          |          |            |          |   |
| Nov. 27       | @CLE |           |          |           |          |            |             |          |               |          |          |          |          |          |          |          |            |          |   |
| Dec. 5        | NO   |           |          |           |          |            |             |          |               |          |          |          |          |          |          |          |            |          |   |
| Dec. 11       | @SF  |           |          |           |          |            |             |          |               |          |          |          |          |          |          |          |            |          |   |
| Dec. 18       | CIN  |           |          |           |          |            |             |          |               |          |          |          |          |          |          |          |            |          |   |
| Dec. 25       | @ARI |           |          |           |          |            |             |          |               |          |          |          |          |          |          |          |            |          |   |
| Jan. 1        | CAR  |           |          |           |          |            |             |          |               |          |          |          |          |          |          |          |            |          |   |
| Jan. 7/8      | @ATL |           |          |           |          |            |             |          |               |          |          |          |          |          |          |          |            |          |   |
| <b>TOTALS</b> |      | <b>18</b> | <b>8</b> | <b>10</b> | <b>3</b> | <b>2.5</b> | <b>10.5</b> | <b>5</b> | <b>0</b>      | <b>0</b> | <b>0</b> | <b>0</b> | <b>0</b> | <b>0</b> | <b>0</b> | <b>0</b> | <b>0</b>   | <b>0</b> |   |

# #34 NOLAN TURNER

**SAFETY****HT:** 6-1 **WT:** 202**DOB:** 11/29/97**NFL:** ROOKIE**ACQ:** FA, 2022**COLLEGE:** CLEMSON**ACQUIRED BY BUCS:**

- X Signed by Tampa Bay as a college free agent on May 13, 2022.

**2022 HIGHLIGHTS:**

- X Was elevated prior to Week 6 at Pittsburgh and Week 7 at Carolina, appearing on special teams.
- X Was promoted to the active roster prior to Week 8 vs. Baltimore.
- X Appeared in a reserve capacity and on special teams in Week 8.

**COLLEGE:**

- X Over 65 career games, including 25 starts, Turner was credited with 192 tackles (13.5 for loss), 20 passes defended, seven interceptions, 3.0 sacks and two forced fumbles during his six-year career at Clemson (2016-21).
- X During his sixth and final season with the Tigers in 2021, he recorded 46 tackles (two for loss), three passes defended, 2.0 sacks, one interception and one forced fumble.
- X Earned second-team All-America recognition from the American Football Coaches Association (AFCA) and USA Today, as well as second-team All-ACC honors in 2020 after contributing 54 tackles (six for loss),

three interceptions and three passes defended in 12 games played.

- X In 2019, notched 48 tackles (two for loss), 10 passes defended, two interceptions and one forced fumble in 15 games played.
- X Secured the game-sealing interception vs. No. 2 Ohio State in the Fiesta Bowl following the 2019 season, earning Clemson a spot in the College Football Playoff National Championship Game.
- X A member of Clemson's 2018 national title team, registering 33 tackles (2.5 for loss), three passes defended and one interception, which came in the Cotton Bowl vs. No. 3 Notre Dame.
- X Contributed 11 tackles (one for loss), 1.0 sack and one pass defended in 13 games played as a redshirt freshman (2017).
- X Redshirted as a true freshman in 2016.

**PERSONAL:**

- X Attended Vestavia High School (Vestavia Hills, Alabama), where he played both football and basketball.
- X His late father, Kevin, played football with Dabo Swinney at Alabama and had an eight-year career in the NFL with New England (1992-94) and Philadelphia (1995-99).



# #21

## KE'SHAWN VAUGHN

**RUNNING BACK**


**HT:** 5-10 **WT:** 214

**DOB:** 5/4/97

**NFL:** 3RD YEAR

**ACQ:** D3, 2020

**COLLEGE:** VANDERBILT



### ACQUIRED BY BUCS:

- X Selected in the third round (76th overall) of the 2020 NFL Draft by the Buccaneers.

### AWARDS & ACCOLADES:

- X Super Bowl LV Champion.

### CAREER HIGHLIGHTS:

- X Has played in 28 career regular season games, rushing 62 times for 289 yards (4.7 avg.) and catching nine passes for 60 yards and one touchdown. Also has one kickoff return for 15 yards.
- X Has played in one postseason contest, rushing five times for 21 yards.
- X Had a career-high 70 rushing yards at Carolina (12/26/21), including a 55-yard touchdown run.
- X Scored first career touchdown on nine-yard reception against L.A. Chargers (10/4/20).
- X Made NFL debut against Carolina (9/20/20).

### 2022 HIGHLIGHTS:

- X Was inactive in Week 1 at Dallas (9/11) and Week 2 at New Orleans (9/18).
- X Appeared on special teams in Weeks 3-8.

### 2021 HIGHLIGHTS:

- X Inactive Weeks 1 & 2.
- X Made season debut at L.A. Rams (9/26), seeing time on special teams.
- X Played on special teams at New England (10/3) and at Philadelphia (10/14).

### ACQUIRED BY BUCS:

- X Selected in the third round (76th overall) of the 2020 NFL Draft by the Buccaneers.

### AWARDS & ACCOLADES:

- X Super Bowl LV Champion.

### CAREER HIGHLIGHTS:

- X Has played in 28 career regular season games, rushing 62 times for 289 yards (4.7 avg.) and catching nine passes for 60 yards and one touchdown. Also has one kickoff return for 15 yards.
- X Has played in one postseason contest, rushing five times for 21 yards.
- X Had a career-high 70 rushing yards at Carolina (12/26/21), including a 55-yard touchdown run.
- X Scored first career touchdown on nine-yard reception against L.A. Chargers (10/4/20).
- X Made NFL debut against Carolina (9/20/20).

### 2022 HIGHLIGHTS:

- X Was inactive in Week 1 at Dallas (9/11) and Week 2 at New Orleans (9/18).
- X Appeared on special teams in Weeks 3-8.

### 2021 HIGHLIGHTS:

- X Inactive Weeks 1 & 2.
- X Made season debut at L.A. Rams (9/26), seeing time on special teams.
- X Played on special teams at New England (10/3) and at Philadelphia (10/14).
- X Rushed five times for 54 yards against Chicago (10/24).
- X Inactive at New Orleans (10/31).
- X Saw time on special teams at Washington (11/14).
- X Recorded three carries for four yards and had a 15-yard kickoff return against N.Y. Giants (11/22).
- X Inactive at Indianapolis (11/28).

- X Downed a punt inside the 20-yard line at Atlanta (12/5).
- X Rushed three times for 19 yards against New Orleans (12/19). Also helped down a punt inside the one-yard line.
- X At Carolina (12/26), rushed seven times for 70 yards (10.0 avg.), including a 55-yard touchdown run.
- X Vaughn's efforts against the Panthers helped Tampa Bay secure the team's first NFC South division title since 2007.
- X Rushed eight times for 31 yards and caught two passes for 14 yards at N.Y. Jets (1/2/22).
- X Started in Super Wild Card Round against Philadelphia (1/16/22), rushing 17 times for 53 yards and a touchdown. Also caught two passes for nine yards.
- X Played in a reserve role in Divisional Round matchup against Los Angeles Rams (1/23/22).

## COLLEGE:

- X Played in 46 career collegiate games, spending time at Illinois (2015-16) before transferring to Vanderbilt (2018-19). Totaled 3,296 yards on 572 attempts (5.8 avg.) with 30 touchdowns, while catching 67 passes for 666 yards.
- X In two seasons at Vanderbilt (2018-19), recorded 2,272 rushing yards on 355 carries (6.4 avg.), with 21 touchdowns, while catching 42 passes for 458 yards. Finished his career ranked fifth all-time in rushing yards and third all-time in rushing touchdowns in Vanderbilt history, while his nine 100-yard rushing games are fourth all-time. Joined Ralph Webb and Zac Staley as the only running backs in school history to post consecutive 1,000-yard seasons.
- X As a redshirt senior (2019), played in 12 games, rushing 198 times for 1,028 yards and nine touchdowns, while catching 29 passes for 288 yards.
- X In his first season at Vanderbilt (2018), rushed for 1,244 yards on 157 carries (7.9 avg.), with 12 touchdowns. Totaled the second-most rushing yards in a single season in school history, while his 7.9 rushing average ranked eighth in the NCAA (min. 50 attempts).



- X In the Texas Bowl against Baylor, posted 243 rushing yards and two touchdowns, the second-most single-game rushing yards in school history.
- X During two seasons at Illinois (2015-16), rushed 217 times for 1,024 yards (4.7 avg.) with nine rushing touchdowns and 25 receptions for 208 yards.
- X Graduated with a degree in sociology.

## PERSONAL:

- X In 2020, supported Gideon's Army as part of the NFL's My Cause, My Cleats initiative.
- X Attended Pearl-Cohn High School (Nashville, Tennessee).
- X 2014 Tennessee Gatorade Player of the Year and 2014 Mr. Football 4A Back of the Year.
- X Son of Keith Vaughn and Tameka Dennis.
- X Has two brothers, Dominique Trotter and Ke'Juan Vaughn, and two sisters, Ke'Osha Vaughn and Sydnee McGee.
- X Full name is Ke'Shawn LaMonte Vaughn.

## VAUGHN'S CAREER STATISTICS

| YEAR               | TEAM      | RUSHING   |          |           |            |            |            |          | RECEIVING |           |            |           |          |
|--------------------|-----------|-----------|----------|-----------|------------|------------|------------|----------|-----------|-----------|------------|-----------|----------|
|                    |           | GP        | GS       | ATT       | YDS        | AVG        | LG         | TD       | NO.       | YDS       | AVG        | LG        | TD       |
| 2020               | Tampa Bay | 10        | 0        | 26        | 109        | 4.2        | 19         | 0        | 5         | 34        | 6.8        | 13        | 1        |
| 2021               | Tampa Bay | 12        | 1        | 36        | 180        | 5.0        | 55t        | 2        | 4         | 26        | 6.5        | 8         | 0        |
| 2022               | Tampa Bay | 6         | 0        | 0         | 0          | -          | -          | 0        | 0         | 0         | -          | -         | 0        |
| <b>NFL Totals</b>  |           | <b>28</b> | <b>1</b> | <b>62</b> | <b>289</b> | <b>4.7</b> | <b>55t</b> | <b>2</b> | <b>9</b>  | <b>60</b> | <b>6.4</b> | <b>13</b> | <b>1</b> |
| Postseason<br>Year | Team      | Rushing   |          |           |            |            |            |          | Receiving |           |            |           |          |
|                    |           | GP        | GS       | Att.      | Yds        | Avg        | Lg         | TD       | No.       | Yds       | Avg        | Lg        | TD       |
| 2020               | Tampa Bay | 1         | 0        | 5         | 21         | 4.2        | 6          | 0        | 0         | 0         | -          | -         | 0        |
| 2021               | Tampa Bay | 1         | 1        | 17        | 53         | 3.1        | 17         | 1        | 2         | 9         | 4.5        | 5         | 0        |
| <b>NFL Totals</b>  |           | <b>2</b>  | <b>1</b> | <b>22</b> | <b>74</b>  | <b>3.4</b> | <b>17</b>  | <b>1</b> | <b>2</b>  | <b>9</b>  | <b>4.5</b> | <b>5</b>  | <b>0</b> |

### ADDITIONAL STATS

**Fumbles-Lost:** 2-2 - 2-2 in 2020 (1-1  
postseason)  
**Kick Returns:** 1-15 - 1-15 in 2021

## VAUGHN'S GAME-BY-GAME STATISTICS

| 2022          |      | RUSHING  |          |          |          |          |          | RECEIVING |          |          |          |  |
|---------------|------|----------|----------|----------|----------|----------|----------|-----------|----------|----------|----------|--|
| DATE          | OPP  | ATT      | YDS      | AVG      | LG       | TD       | NO       | YDS       | AVG      | LG       | TD       |  |
| Sept. 11      | @DAL |          |          |          |          | Inactive |          |           |          |          |          |  |
| Sept. 18      | @NO  |          |          |          |          | Inactive |          |           |          |          |          |  |
| Sept. 25      | GB   | 0        | 0        | -        | -        | 0        | 0        | 0         | -        | -        | 0        |  |
| Oct. 2        | KC   | 0        | 0        | -        | -        | 0        | 0        | 0         | -        | -        | 0        |  |
| Oct. 9        | ATL  | 0        | 0        | -        | -        | 0        | 0        | 0         | -        | -        | 0        |  |
| Oct. 16       | @PIT | 0        | 0        | -        | -        | 0        | 0        | 0         | -        | -        | 0        |  |
| Oct. 23       | @CAR | 0        | 0        | -        | -        | 0        | 0        | 0         | -        | -        | 0        |  |
| Oct. 27       | BAL  | 0        | 0        | -        | -        | 0        | 0        | 0         | -        | -        | 0        |  |
| Nov. 6        | LAR  |          |          |          |          |          |          |           |          |          |          |  |
| Nov. 13       | SEA  |          |          |          |          |          |          |           |          |          |          |  |
| Nov. 27       | @CLE |          |          |          |          |          |          |           |          |          |          |  |
| Dec. 5        | NO   |          |          |          |          |          |          |           |          |          |          |  |
| Dec. 11       | @SF  |          |          |          |          |          |          |           |          |          |          |  |
| Dec. 18       | CIN  |          |          |          |          |          |          |           |          |          |          |  |
| Dec. 25       | @ARI |          |          |          |          |          |          |           |          |          |          |  |
| Jan. 1        | CAR  |          |          |          |          |          |          |           |          |          |          |  |
| Jan. 7/8      | @ATL |          |          |          |          |          |          |           |          |          |          |  |
| <b>TOTALS</b> |      | <b>0</b> | <b>0</b> | <b>-</b> | <b>-</b> | <b>0</b> | <b>0</b> | <b>0</b>  | <b>-</b> | <b>-</b> | <b>0</b> |  |

# #50 VITA VEA

**DEFENSIVE LINEMAN**

**HT:** 6-4 **WT:** 347

**DOB:** 2/5/95

**NFL:** 5TH YEAR

**ACQ:** D1, 2018

**COLLEGE:** WASHINGTON



## ACQUIRED BY BUCS:

- X Selected in the first round (12th overall) of the 2018 NFL Draft by the Buccaneers.

## AWARDS & ACCOLADES:

- X Super Bowl LV Champion.
- X 2021 Pro Bowl Selection

## CAREER HIGHLIGHTS:

- X Has started 53-of-58 games he has played, recording 128 tackles (20 for loss), 38 quarterback hits, 16.0 sacks, six passes defended, one forced fumble and one fumble recovery.
- X Has played in four postseason contests, with two starts, recording five tackles (one for loss), two quarterback hits and one sack.
- X Recorded first career multi-sack game at Atlanta (12/5/21), with 2.0 sacks.
- X Registered first career fumble recovery against Chicago (10/24/21).
- X Scored first NFL touchdown when he caught a one-yard pass in a Buccaneers' win at Atlanta (11/24/19).
- X Recorded first career sack (Alex Smith) vs. Washington (11/11/18).
- X Recorded a career-high nine tackles, which is the most by a Buccaneers defensive lineman since Week 15 of 2015, at Baltimore (12/16/18).
- X Made NFL debut at Chicago (9/30/18).
- X Made first career start in win vs. Cleveland (10/21/18).

## 2022 HIGHLIGHTS:

- X Was named a team captain for the first time.
- X Started at nose tackle and recorded one tackle, one sack, one tackle for loss and two quarterback hits in the season opener at Dallas. Increased his career sack total to 12.5.
- X Recorded two tackles, one quarterback hit and 0.5 sacks in Week 2 at New Orleans (9/18).
- X Recorded his first career forced fumble in Week 3 vs. Green Bay. Also added two tackles and one quarterback hit.
- X Finished with four tackles in Week 4 vs. Kansas City.
- X Tallied two tackles (one for loss), one sack and one quarterback hit in the Week 5 win vs. Atlanta.
- X Recorded one tackle in Week 6 at Pittsburgh.
- X Recorded a then-season-high five tackles (one for loss), one sack and one quarterback hit in Week 7 at Carolina.
- X Recorded four tackles (one for loss), one sack and one quarterback hit in Week 8 vs. Baltimore. It improved Vea's sack total to 4.5, marking a new career high.

## 2021 HIGHLIGHTS:

- X Contributed to a Buccaneers defense that allowed the fifth-fewest points per game (20.8) and seventh-fewest yards per play (5.20) while ranking third in the NFL in rush defense (92.5 yards per game), allowing the fourth-fewest

yards per pass play (5.97), recording the seventh-most sacks (47.0) and tying for the fifth-most takeaways (29).

- X Started in season opener against Dallas (9/9) and was part of a defense that limited the Cowboys to 60 rushing yards.
- X Against Atlanta (9/19), recorded five tackles, one quarterback hit and deflected a pass that was intercepted by Shaq Barret, helping set up a Buccaneer touchdown. Was part of a defense that held the Falcons to 55 rushing yards on 20 attempts (2.8 avg.).
- X Tallied two tackles and a quarterback hit at L.A. Rams (9/26).
- X At New England (10/3), notched one tackle and was part of a defense that held the Patriots to -1 yards rushing - the fewest allowed in a game in Buccaneers history and the fewest allowed by any NFL team since 2007.
- X Recorded one tackle and a half-sack against Miami (10/10).
- X At Philadelphia (10/14), registered three tackles and a half-sack. Part of a defense that limited the Eagles to 213 total yards.
- X Had three tackles (one for loss), a pass defended and a fumble recovery in a 38-3 win against Chicago (10/24). The fumble recovery was the first of his career.
- X Registered three tackles and two quarterback hits at New Orleans (10/31).
- X At Washington (11/14), tallied two tackles (one for loss).
- X Inactive vs. N.Y. Giants (11/22).
- X Returned to action against Indianapolis (11/28), recording one tackle.



- X Tallied first career multi-sack game at Atlanta (12/5), finishing the day with 2.0 sacks.
- X Recorded one tackle, a quarterback hit and a pass defended in an overtime win against Buffalo (12/12).
- X Against New Orleans (12/19), registered three tackles. Part of a defense that limited the Saints to just 212 yards of offense and 3.5 yards per play.
- X Registered three tackles, including a sack, at Carolina (12/26). Vea's sack was one of seven by Tampa Bay on the day - the team's most in a single game since 2013.
- X Vea was part of a defense that held Carolina to six points and 4.1 yards per play en route to helping Tampa Bay clinch the team's first NFC South division title since 2007.
- X Notched one tackle and one quarterback hit at N.Y. Jets (1/2/22).
- X Recorded two tackle at Carolina (1/9/22).
- X Registered one tackle in Super Wild Card Round against Philadelphia (1/16/22).
- X In Divisional Round matchup against Los Angeles Rams (1/23/22), registered three tackles (one for loss), two quarterback hits and a sack.



## COLLEGE:

- X Played in 40 career games at Washington (2014-17), recording 100 tackles (15 for loss), 9.5 sacks, six passes defended, two forced fumbles and two blocked kicks.
- X As a redshirt junior (2017), earned the Pac-12 Pat Tillman Defensive Player of the Year Award, as well as the Morris Trophy, given annually to the top defensive lineman in the Pac-12, as

voted on by the conference's offensive linemen.

- X Named second-team All-American by USA Today, Sports Illustrated, SB Nation and The Athletic, while earning first-team All-Pac-12 Honors from both the league's coaches and the Associated Press. Was also a finalist for the Polynesian Player of the Year and was a Bednarik Award semifinalist.
- X Started all 13 games as a senior, recording 44 tackles (5.5 for loss), four passes defended, 2.5 sacks and a blocked punt.
- X Helped anchor Washington's run defense, which ranked fourth in the NCAA in rushing yards allowed per game (100.9), while only allowing 2.86 yards per carry, the second-lowest mark in the NCAA.
- X Part of a Washington defense that allowed just 16.1 points per game, the fifth-best mark in the country, and allowed only 298.0 yards per game, the eighth-fewest in the NCAA.
- X Played in all 14 games, with five starts, as a redshirt sophomore (2016), tallying 39 tackles (6.5 for loss), 5.0 sacks, two passes defended and a forced fumble.
- X As a redshirt freshman in 2015, played in 13 games, registering 17 tackles



(three for loss), one forced fumble, one pass defended and one sack.

- X Redshirted in 2014.

### PERSONAL/COMMUNITY:

- X Attended Milpitas High School (Milpitas, California).
- X Played defensive line and running back in high school.
- X Named to MaxPreps.com All-NorCal first team and Division II all-state first-team as a senior, while also being named first-team All-Metro by the San Francisco Chronicle and the San Jose Mercury News.
- X Vea, along with the defensive lineman hosted the 8th annual "D-Line Delivers Christmas". Local families were surprised with a tour of AdventHealth Training Center, dinner with D-Line, and a shopping spree at Target.

## VEA'S GAME-BY-GAME STATISTICS

| 2022          |      | TACKLES   |          |           |          |            |             |          | INTERCEPTIONS |          |          |          |          | FUMBLES  |          |          | ST TACKLES |          |          |
|---------------|------|-----------|----------|-----------|----------|------------|-------------|----------|---------------|----------|----------|----------|----------|----------|----------|----------|------------|----------|----------|
| DATE          | OPP  | T         | S        | A         | TFL      | SK         | YDS         | QH       | NO            | YDS      | LG       | TD       | PD       | FF       | FR       | YDS      | T          | S        | A        |
| Sept. 11      | @DAL | 1         | 1        | 0         | 1        | 1.0        | 2.0         | 2        | 0             | 0        | 0        | 0        | 0        | 0        | 0        | 0        | 0          | 0        | 0        |
| Sept. 18      | @NO  | 2         | 0        | 2         | 0        | 0.5        | 2.5         | 1        | 0             | 0        | 0        | 0        | 0        | 0        | 0        | 0        | 0          | 0        | 0        |
| Sept. 25      | GB   | 2         | 0        | 2         | 0        | 0.0        | 0.0         | 1        | 0             | 0        | 0        | 0        | 0        | 1        | 0        | 0        | 0          | 0        | 0        |
| Oct. 2        | KC   | 4         | 1        | 3         | 0        | 0.0        | 0.0         | 0        | 0             | 0        | 0        | 0        | 0        | 0        | 0        | 0        | 0          | 0        | 0        |
| Oct. 9        | ATL  | 2         | 1        | 1         | 1        | 1.0        | 6.0         | 1        | 0             | 0        | 0        | 0        | 0        | 0        | 0        | 0        | 0          | 0        | 0        |
| Oct. 16       | @PIT | 1         | 1        | 0         | 0        | 0.0        | 0.0         | 0        | 0             | 0        | 0        | 0        | 0        | 0        | 0        | 0        | 0          | 0        | 0        |
| Oct. 23       | @CAR | 5         | 2        | 3         | 1        | 1.0        | 7.0         | 1        | 0             | 0        | 0        | 0        | 0        | 0        | 0        | 0        | 0          | 0        | 0        |
| Oct. 27       | BAL  | 4         | 4        | 0         | 1        | 1.0        | 12.0        | 1        | 0             | 0        | 0        | 0        | 0        | 0        | 0        | 0        | 0          | 0        | 0        |
| Nov. 6        | LAR  |           |          |           |          |            |             |          |               |          |          |          |          |          |          |          |            |          |          |
| Nov. 13       | SEA  |           |          |           |          |            |             |          |               |          |          |          |          |          |          |          |            |          |          |
| Nov. 27       | @CLE |           |          |           |          |            |             |          |               |          |          |          |          |          |          |          |            |          |          |
| Dec. 5        | NO   |           |          |           |          |            |             |          |               |          |          |          |          |          |          |          |            |          |          |
| Dec. 11       | @SF  |           |          |           |          |            |             |          |               |          |          |          |          |          |          |          |            |          |          |
| Dec. 18       | CIN  |           |          |           |          |            |             |          |               |          |          |          |          |          |          |          |            |          |          |
| Dec. 25       | @ARI |           |          |           |          |            |             |          |               |          |          |          |          |          |          |          |            |          |          |
| Jan. 1        | CAR  |           |          |           |          |            |             |          |               |          |          |          |          |          |          |          |            |          |          |
| Jan. 7/8      | @ATL |           |          |           |          |            |             |          |               |          |          |          |          |          |          |          |            |          |          |
| <b>TOTALS</b> |      | <b>22</b> | <b>9</b> | <b>13</b> | <b>4</b> | <b>4.5</b> | <b>29.5</b> | <b>7</b> | <b>0</b>      | <b>0</b> | <b>0</b> | <b>0</b> | <b>0</b> | <b>1</b> | <b>0</b> | <b>0</b> | <b>0</b>   | <b>0</b> | <b>0</b> |

## VEA'S CAREER STATISTICS

| Year              | Team      | GP        | GS        | Tackles    |           |           | Sk          | Yds          | INT      |          |          |          | Fumbles  |          |          | ST Tackles |          |          |          |          |
|-------------------|-----------|-----------|-----------|------------|-----------|-----------|-------------|--------------|----------|----------|----------|----------|----------|----------|----------|------------|----------|----------|----------|----------|
|                   |           |           |           | T          | S         | A         |             |              | No       | Yds      | Lg       | TD       | PD       | FF       | FR       | Yds        | T        | S        | A        |          |
| 2018              | Tampa Bay | 13        | 8         | 28         | 21        | 7         | 3.0         | 16.0         | 0        | 0        | 0        | 0        | 0        | 0        | 0        | 0          | 0        | 0        | 0        |          |
| 2019              | Tampa Bay | 16        | 16        | 35         | 19        | 16        | 2.5         | 17.0         | 0        | 0        | 0        | 0        | 3        | 0        | 0        | 0          | 0        | 0        | 0        |          |
| 2020              | Tampa Bay | 5         | 5         | 10         | 6         | 4         | 2.0         | 19.0         | 0        | 0        | 0        | 0        | 0        | 0        | 0        | 0          | 0        | 0        | 0        |          |
| 2021              | Tampa Bay | 16        | 16        | 33         | 22        | 11        | 4.0         | 32.0         | 0        | 0        | 0        | 0        | 3        | 0        | 1        | 0          | 0        | 0        | 0        |          |
| 2022              | Tampa Bay | 7         | 7         | 18         | 5         | 13        | 3.5         | 17.5         | 0        | 0        | 0        | 0        | 0        | 1        | 0        | 0          | 0        | 0        | 0        |          |
| <b>NFL Totals</b> |           | <b>57</b> | <b>52</b> | <b>124</b> | <b>73</b> | <b>51</b> | <b>15.0</b> | <b>101.5</b> | <b>0</b> | <b>0</b> | <b>0</b> | <b>0</b> | <b>6</b> | <b>1</b> | <b>1</b> | <b>0</b>   | <b>0</b> | <b>0</b> | <b>0</b> |          |
| <b>Playoffs</b>   |           |           |           |            |           |           |             |              |          |          |          |          |          |          |          |            |          |          |          |          |
| Year              | Team      | GP        | GS        | Tackles    |           |           | Sk          | Yds          | INT      |          |          |          | Fumbles  |          |          | ST Tackles |          |          |          |          |
|                   |           |           |           | T          | S         | A         |             |              | No       | Yds      | Lg       | TD       | PD       | FF       | FR       | Yds        | T        | S        | A        |          |
| 2020              | Tampa Bay | 2         | 0         | 1          | 1         | 0         | 0.0         | 0.0          | 0        | 0        | 0        | 0        | 0        | 0        | 0        | 0          | 0        | 0        | 0        | 0        |
| 2021              | Tampa Bay | 1         | 1         | 1          | 0         | 1         | 0.0         | 0.0          | 0        | 0        | 0        | 0        | 0        | 0        | 0        | 0          | 0        | 0        | 0        | 0        |
| <b>Postseason</b> |           | <b>3</b>  | <b>1</b>  | <b>2</b>   | <b>1</b>  | <b>1</b>  | <b>0.0</b>  | <b>0.0</b>   | <b>0</b> | <b>0</b> | <b>0</b> | <b>0</b> | <b>0</b> | <b>0</b> | <b>0</b> | <b>0</b>   | <b>0</b> | <b>0</b> | <b>0</b> | <b>0</b> |

# #73

## BRANDON WALTON

### TACKLE

HT: 6-5 WT: 300

DOB: 3/18/98

NFL: 1ST YEAR

ACQ: W (PIT), 2021

COLLEGE: FLORIDA ATLANTIC



### TRANSACTIONS:

- X Originally entered the league as a college free agent with the Buffalo Bills on May 5, 2020. Waived on Sept. 5, 2020.
- X Signed to Buffalo's practice squad on Sept. 6, 2020. Released on Sept. 8, 2020.
- X Signed to the Pittsburgh Steelers' practice squad on Sept. 19, 2020.
- X Declared a free agent following the 2020 season prior to being signed by the Steelers on Jan. 14, 2021. Waived on Aug. 17, 2021.
- X Acquired by the Tampa Bay Buccaneers off waivers from Pittsburgh on Aug. 18, 2021. Waived on Aug. 31, 2021.
- X Signed to the Buccaneers' practice squad on Sept. 1, 2021.
- X Signed by Tampa Bay to a future contract on Feb. 16, 2022.

### 2022 HIGHLIGHTS:

- X Appeared on special teams in Week 1 at Dallas (9/11).
- X Entered the game in Week 2 at New Orleans as an injury replacement and played left tackle for the remainder of the game (42 snaps).
- X Made his first career start in Week 3 vs. Green Bay, playing left tackle.
- X Appeared in a reserve capacity in Week 4 vs. Kansas City.
- X Did not play in Week 5 vs. Atlanta.
- X Appeared in a reserve capacity in Week 6 at Pittsburgh.
- X Did not play in Week 7 at Carolina or Week 8 vs. Baltimore.

### 2021 HIGHLIGHTS:

- X Spent the entire season on Tampa Bay's practice squad.

### COLLEGE:

- X Appeared in 44 games over four seasons at Florida Atlantic (2016-19).



- X Member of two Conference USA Championship teams at FAU.
- X Named 2019 first-team All-CUSA as a left tackle during his senior season.

**PERSONAL:**

- X Attended Seminole High School (Seminole, Florida).

# #72

## JOSH WELLS

### TACKLE

HT: 6-6 WT: 308

DOB: 2/14/91

NFL: 8TH YEAR

ACQ: FA, 2019



### ACQUIRED BY BUCS:

- X Signed by Tampa Bay as a free agent on September 10, 2019.

### ORIGINALLY ENTERED NFL:

- X Originally entered the league as a college free agent with the St. Louis Rams on May 13, 2014.

### AWARDS & ACCOLADES:

- X Super Bowl LV Champion.

### CAREER HIGHLIGHTS:

- X Played with the Jacksonville Jaguars from 2014-18.
- X Has played in 86 career regular season games, with 18 starts.
- X Has played in nine postseason contests, with one start.
- X Made first career start against L.A. Chargers (11/12/17).
- X Made NFL debut against Indianapolis Colts (9/21/14).

### 2022 HIGHLIGHTS:

- X Entered the season opener at Dallas in the second quarter and played left tackle for the remainder of the game.
- X Started at left tackle in Week 2 at New Orleans but left with injury in the second quarter.
- X Was placed on injured reserve prior to Week 3 vs. Green Bay.
- X Was activated from injured reserve prior to Week 7 at Carolina. Appeared in a reserve capacity and on special teams.
- X Appeared in a reserve capacity and on special teams in Week 8 vs. Baltimore.

### 2021 HIGHLIGHTS:

- X Played in every game on the season, starting five as a sixth offensive lineman. Totaled 189 snaps on offense on the year.
- X Played 65 snaps at right tackle after replacing injured starter Tristan Wirfs in Super Wild Card Round against Philadelphia (1/16/22).
- X Made first career postseason start, taking over at right tackle in place of Tristan Wirfs in Divisional Round matchup against Los Angeles Rams.

### COLLEGE/PERSONAL:

- X Played at James Madison (2009-13).
- X Started all 12 games as a senior.
- X Two-time second-team All-CAA selection.
- X Attended Hanover High School (Mechanicsville, Virginia).
- X He and his wife, Morgan, have one daughter.

### COMMUNITY:

- X In 2020, supported the Okoa Refuge as part of the NFL's My Cause, My Cleats initiative.
- X In November 2019, Wells participated in the 13th annual Turkey Time with the O-Line, handing out Thanksgiving meals to those in need.
- X To close out the 2019 holiday season, Wells helped surprised 30 kids with a shopping spree at Target. Their families also received \$100 gift cards to Publix and TECO paid for their energy bills.

## WELLS' CAREER STATISTICS

**Games/Starts:** JAC: 2014: 12/0; 2016: 5/0; 2017: 15/4 (P: 3/0); 2018: 7/5;  
TB: 2019: 13/2; 2020: 15/1 (P: 4/0); 2021: 17/5 (P:1/0); 2022: 4/1 (P:2/2)  
**Career Totals:** 88/18 (P: 10/2)

**Misc. Tackles:** 1 - 1 in 2018

# #45 DEVIN WHITE

**LINEBACKER**  
**HT:** 6-0 **WT:** 237  
**DOB:** 2/17/98  
**NFL:** 4TH YEAR  
**ACQ:** D1, 2019  
**COLLEGE:** LSU



## ACQUIRED BY BUCS:

- X Selected in the first round (fifth overall) of the 2018 NFL Draft by the Buccaneers.

## AWARDS AND ACCOLADES:

- X Super Bowl LV Champion.
- X 2021 Pro Bowl Selection
- X 2020 AP Second-Team All-Pro Selection
- X 2x NFC Defensive Player of the Week (Week 7, 2020)
- X PFWA All-Rookie Team Selection
- X 2x NFL Defensive Rookie of the Month (November & December 2019)
- X NFC Defensive Player of the Month (September 2022)

## CAREER HIGHLIGHTS:

- X Has started all 53 games he has played in, totaling 422 tackles (33 for loss), 46 quarterback hits, 18.0 sacks, 14 passes defended, six fumble recoveries (returned 123 yards, two touchdowns), five forced fumbles and one interception.
- X Started in five postseason games, recording 51 tackles (five for loss), four quarterback hits, four passes defended, two interceptions (returned 28 yards)




and two fumble recoveries (returned 39 yards).

- X Matched a then-career high (regular season or postseason) with 15 tackles in the NFC Championship Game at Green Bay (1/24/21) - establishing a new franchise record for the most tackles in a postseason game.
- X Since entering the league in 2019, has seven takeaways (one interception and five opponent fumble recoveries), tied for the eighth-most among front seven players in that span. White's six opponent fumble recoveries are the tied for the third-most in the NFL during that span and tied for the second-most of any front seven player.
- X Became first rookie since 1970 NFL/AFL merger to return two fumbles for touchdowns. His four fumble recoveries tied a Buccaneers rookie record (Cecil Johnson, 1977).
- X Dating back to at least 2000, White is the only player in the NFL to record multiple games with at least 10 tackles and 3.0 sacks.
- X Dating back to at least 1987, White is one of six players to record at least 300 tackles and 15.0 sacks in their first three seasons, joining Duane Bickett, Bryan Cox, Darius Leonard, Brian Urlacher and Daryl Washington.
- X White tallied 140 tackles and 9.0 sacks in 2020. Dating back to at least 2000, White is one of only five players to post at least 100 tackles and 9.0 sacks in a single season. White joins Daryl Washington in 2012 (134 tackles, 9.0 sacks) as the only

players with at least 125 tackles and 8.0 sacks in a single season in that time.

- X Has scored two career touchdowns, both on fumble returns. A 14-yard return TD at Jacksonville (12/1/19) and a 91-yard return against Atlanta (12/29/19). The 91-yard score marked the longest fumble return touchdown in Buccaneers history and then the seventh-longest touchdown of any kind.
- X His two fumble return touchdowns in 2019 tied for the most ever in a single season since the 1970 merger.
- X Recorded a career-high four fumble recoveries in 2019, tied for the second-most in the NFL that season and tied for the second-most in a single season in Buccaneers history.
- X Tampa Bay's 2020 defense led the league in rushing yards allowed per game (80.6) and yards allowed per rush (3.60), while ranking sixth in yards allowed per play (5.12), sixth in yards allowed per game (327.1), ranking tied for second in tackles for loss (91), tied for fourth in sacks (48.0) and tied for fifth in takeaways (25).
- X A key contributor on the Buccaneers defense in 2019, which led the league in rushing yards allowed and opposing rushing average.
- X Tallied a career-high 18 tackles at Washington (11/14/21). White's 18 tackles are the most by any Buccaneers player since 2016 (Kwon Alexander, 21 tackles at Dallas, 12/16/16).
- X Tallied a career-best 3.0 sacks at Las Vegas (10/25/20). Later matched that total at Atlanta (12/20/20).
- X Recorded a career-high 15 tackles against Carolina (9/20/20). Matched that total in the NFC Championship Game at Green Bay (1/24/21).



- X Recorded first career fumble recovery and first career interception at Jacksonville (12/1/19).
- X Posted career-high two forced fumbles at Seattle (11/3).
- X Started in NFL debut vs. San Francisco (9/8/19).

## 2022 HIGHLIGHTS:

- X Recorded eight tackles, 2.0 sacks and one pass defended in the season opener at Dallas (9/11).
- X Was the only NFC player with multiple sacks in a victory in Week 1. Was tied for the NFC lead in sacks (2.0) and tackles for loss (two) after Week 1.
- X Was one of only three NFC front-seven players with a pass defended in Week 1.
- X Logged a team-high 11 tackles (one for loss), one quarterback hit, 1.0 sack, one pass defended and one forced fumble in the Week 2 wins at New Orleans (9/18).
- X Was one of two players to record at least 1.0 sack, one pass defended and one forced fumble in Week 2.
- X Recorded five tackles in Week 3 vs. Green Bay.
- X Was named the NFC Defensive Player of the Month for the month of September.
- X Finished with 11 tackles (one for loss), one quarterback hit and one pass defended in Week 4 vs. Kansas City.
- X Through four weeks, was the only player in the NFL with at least 35 tackles, 3.0 sacks and three passes defended.
- X Tallied five tackles (one for loss) and two quarterback hits in Week 5 vs. Atlanta.
- X Recorded eight tackles and one pass defended in Week 6 at Pittsburgh.
- X Finished with five tackles and one quarterback hit in Week 7 at Carolina.



- X Tallied 10 tackles (one for loss) in Week 8 vs. Baltimore.

## 2021 HIGHLIGHTS:

- X Contributed to a Buccaneers defense that allowed the fifth-fewest points per game (20.8) and seventh-fewest yards per play (5.20) while ranking third in the NFL in rush defense (92.5 yards per game), allowing the fourth-fewest yards per pass play (5.97), recording the seventh-most sacks (47.0) and tying for the fifth-most takeaways (29).
- X In season opener against Dallas (9/9), recorded 10 tackles and was part of a defense that limited the Cowboys to 60 rushing yards.
- X Tallied six tackles and three quarterback hits against Atlanta (9/19). Was part of a defense that held the Falcons to 55 rushing yards on 20 attempts (2.8 avg.).
- X At L.A. Rams (9/26), registered seven tackles and one quarterback hit.
- X Notched five tackles and two quarterback hits at New England (10/3), including a hit on a pass from Patriots QB Mac Jones that was intercepted by Buccaneers S Antoine Winfield Jr.
- X Was part of a defense that held the Patriots to -1 yards rushing - the fewest allowed in a game in Buccaneers history and the fewest allowed by any NFL team since 2007.
- X Registered eight tackles against Miami (10/10).
- X At Philadelphia (10/14), tallied five tackles, one quarterback hit and one pass defended. Part of a defense that limited the Eagles to 213 total yards, including just 113 passing yards.
- X Led the team with 10 tackles against Chicago (10/24), with one tackle for loss, one quarterback hit and one fumble



recovery. Helped limit the Bears to 168 net passing yards.

- X In Weeks 6-7, Tampa Bay held opponents under 175 net passing yards, the first time doing so since 2018.
- X Recorded 10 tackles and a quarterback hit at New Orleans (10/31).
- X Tallied 18 tackles and 2.0 sacks at Washington (11/14).
- X White's 18 tackles are the most by any Buccaneers player since 2016 (Kwon Alexander, 21 tackles at Dallas, 12/16/16).
- X Per Stats Inc., White's 18 tackles are the second-most by any player with multiple sacks in a game dating back to at least 1994 (trailing only Patrick Willis, 20 tackles, 2.0 sacks against Tampa Bay, 12/23/07).
- X White now has three career games with at least 10 tackles and multiple sacks. Per Pro Football Reference, White is tied for the third-most such games since at least 1987.
- X Against N.Y. Giants (11/22), recorded eight tackles, one quarterback hit and a pass defended that was intercepted by Buccaneers S Mike Edwards.
- X Limited by injury, played only 35 snaps at Indianapolis (11/28), tallying three tackles.
- X At Atlanta (12/5), registered 10 tackles and a quarterback hit.
- X Tallied 10 tackles and 1.5 sacks in overtime win against Buffalo (12/12).
- X Recorded eight tackles (two for loss) against New Orleans (12/19). Part of a defense that limited the Saints to just 212 yards of offense and 3.5 yards per play.
- X Registered four tackles at Carolina (12/26). White was part of a defense that held Carolina to six points and 4.1 yards per play en route to helping Tampa Bay clinch the team's first NFC South division title since 2007.



- X Tallied three tackles and a quarterback hit at N.Y. Jets (1/2/22).
- X Against Carolina (1/9/22), recorded three tackles (one for loss) and a quarterback hit.
- X Registered five tackles (one for loss), three quarterback hits and a pass defended in Super Wild Card Round win against Philadelphia (1/16/22).
- X In Divisional Round matchup against Los Angeles Rams (1/23/22), notched eight tackles (one for loss), a quarterback hit and a pass defended.

## **COLLEGE:**

- X Played in 38 career games at LSU (2016-18), with 25 starts, totaling 286 tackles (29 for loss), 8.5 sacks, four forced fumbles, four fumble recoveries and an interception.
- X Earned six career SEC Defensive player of the Week Award (two in 2018, four in 2017), and received the Charles McClendon Award in both 2017 and 2018 as LSU's Most Valuable Player.
- X Won the Butkus Award as a junior (2018), given annually to the nation's top linebacker, after starting 12-of-13 games, recording an SEC-best 123 tackles (12 for loss), six passes defended, 3.0 sacks, three forced fumbles and two fumble recoveries. Also earned first-team All-American honors from Walter Camp, Associated Press, Sporting News and the American Football Coaches Association, as well as first-team All-SEC distinction.
- X Named second-team All-American and first-team All-SEC as a sophomore (2017), leading the conference in

tackles per game (10.2) and ranking second in total tackles (133). Started all 13 games for the Tigers, with 14 tackles for loss, 4.5 sacks and an interception on the season.

- X As a true freshman (2016), earned Freshman All-SEC honors after posting 30 tackles (three for loss), a sack, a forced fumble and a fumble recovery.
- X Majored in sport administration.

## **PERSONAL:**

- X Attended North Webster High School (Springhill, Louisiana).
- X Played linebacker and running back in high school.
- X A consensus four-star recruit, per Rivals, ESPN, 247Sports and Scout.
- X Invited to The Opening, an all-star summer prospect camp held on the Nike Campus.
- X Parents are Coesha Standokes-White and Carlos Thomas.

## **COMMUNITY:**

- X In 2020, supported the Humane Society of the United States as part of the NFL's My Cause, My Cleats initiative.
- X In June 2019, rookies participated in Tampa's Police Department Citizen's Academy and visited MacDill's Air Force Base.
- X White was also participated in the Mock Trial as part of the Buccaneers social justice initiative.
- X During the holiday season, White invited 50 kids from the Boys and Girls Club bowling as a reward for their academic and athletic success.



# WHITE'S GAME-BY-GAME STATISTICS

## 2022

| DATE          | OPP  | TACKLES   |           |           |          |            |             | INTERCEPTIONS |          |          |          |          | FUMBLES  |          |          | ST TACKLES |          |          |   |
|---------------|------|-----------|-----------|-----------|----------|------------|-------------|---------------|----------|----------|----------|----------|----------|----------|----------|------------|----------|----------|---|
|               |      | T         | S         | A         | TFL      | SK         | YDS         | QH            | NO       | YDS      | LG       | TD       | PD       | FF       | FR       | YDS        | T        | S        | A |
| Sept. 11      | @DAL | 8         | 7         | 1         | 2        | 2.0        | 17.0        | 2             | 0        | 0        | 0        | 0        | 1        | 0        | 0        | 0          | 0        | 0        | 0 |
| Sept. 18      | @NO  | 11        | 7         | 4         | 1        | 1.0        | 5.0         | 1             | 0        | 0        | 0        | 0        | 1        | 1        | 0        | 0          | 0        | 0        |   |
| Sept. 25      | GB   | 5         | 3         | 2         | 0        | 0.0        | 0.0         | 0             | 0        | 0        | 0        | 0        | 0        | 0        | 0        | 0          | 0        | 0        |   |
| Oct. 2        | KC   | 11        | 8         | 3         | 1        | 0.0        | 0.0         | 1             | 0        | 0        | 0        | 0        | 1        | 0        | 0        | 0          | 0        | 0        |   |
| Oct. 9        | ATL  | 5         | 3         | 2         | 1        | 0.0        | 0.0         | 2             | 0        | 0        | 0        | 0        | 0        | 0        | 0        | 0          | 0        | 0        |   |
| Oct. 16       | @PIT | 8         | 3         | 5         | 0        | 0.0        | 0.0         | 0             | 0        | 0        | 0        | 0        | 1        | 0        | 0        | 0          | 0        | 0        |   |
| Oct. 23       | @CAR | 5         | 1         | 4         | 0        | 0.0        | 0.0         | 1             | 0        | 0        | 0        | 0        | 0        | 0        | 0        | 0          | 0        | 0        |   |
| Oct. 27       | BAL  | 10        | 6         | 4         | 1        | 0.0        | 0.0         | 0             | 0        | 0        | 0        | 0        | 0        | 0        | 0        | 0          | 0        | 0        |   |
| Nov. 6        | LAR  |           |           |           |          |            |             |               |          |          |          |          |          |          |          |            |          |          |   |
| Nov. 13       | SEA  |           |           |           |          |            |             |               |          |          |          |          |          |          |          |            |          |          |   |
| Nov. 27       | @CLE |           |           |           |          |            |             |               |          |          |          |          |          |          |          |            |          |          |   |
| Dec. 5        | NO   |           |           |           |          |            |             |               |          |          |          |          |          |          |          |            |          |          |   |
| Dec. 11       | @SF  |           |           |           |          |            |             |               |          |          |          |          |          |          |          |            |          |          |   |
| Dec. 18       | CIN  |           |           |           |          |            |             |               |          |          |          |          |          |          |          |            |          |          |   |
| Dec. 25       | @ARI |           |           |           |          |            |             |               |          |          |          |          |          |          |          |            |          |          |   |
| Jan. 1        | CAR  |           |           |           |          |            |             |               |          |          |          |          |          |          |          |            |          |          |   |
| Jan. 7/8      | @ATL |           |           |           |          |            |             |               |          |          |          |          |          |          |          |            |          |          |   |
| <b>TOTALS</b> |      | <b>63</b> | <b>38</b> | <b>25</b> | <b>6</b> | <b>3.0</b> | <b>22.0</b> | <b>7</b>      | <b>0</b> | <b>0</b> | <b>0</b> | <b>0</b> | <b>4</b> | <b>1</b> | <b>0</b> | <b>0</b>   | <b>0</b> | <b>0</b> |   |

## WHITE'S CAREER STATISTICS

| Year              | Team      | Tackles   |           |            |            |            |             | INT          |          |           |           |          | Fumbles   |          |          | ST Tackles |          |          |          |
|-------------------|-----------|-----------|-----------|------------|------------|------------|-------------|--------------|----------|-----------|-----------|----------|-----------|----------|----------|------------|----------|----------|----------|
|                   |           | GP        | GS        | T          | S          | A          | Sk          | Yds          | No       | Yds       | Lg        | TD       | PD        | FF       | FR       | Yds        | T        | S        | A        |
| 2019              | Tampa Bay | 13        | 13        | 91         | 58         | 33         | 2.5         | 24.0         | 1        | 5         | 5         | 0        | 3         | 3        | 4        | 121        | 0        | 0        | 0        |
| 2020              | Tampa Bay | 15        | 15        | 140        | 97         | 43         | 9.0         | 70.0         | 0        | 0         | 0         | 0        | 4         | 1        | 1        | 2          | 0        | 0        | 0        |
| 2021              | Tampa Bay | 17        | 17        | 128        | 87         | 41         | 3.5         | 22.5         | 0        | 0         | 0         | 0        | 3         | 0        | 1        | 0          | 0        | 0        | 0        |
| 2022              | Tampa Bay | 8         | 8         | 63         | 38         | 25         | 3.0         | 22.0         | 0        | 0         | 0         | 0        | 4         | 1        | 0        | 0          | 0        | 0        | 0        |
| <b>NFL Totals</b> |           | <b>53</b> | <b>53</b> | <b>422</b> | <b>279</b> | <b>143</b> | <b>18.0</b> | <b>138.5</b> | <b>1</b> | <b>5</b>  | <b>5</b>  | <b>0</b> | <b>14</b> | <b>5</b> | <b>6</b> | <b>123</b> | <b>0</b> | <b>0</b> | <b>0</b> |
| <b>Playoffs</b>   |           |           |           |            |            |            |             |              |          |           |           |          |           |          |          |            |          |          |          |
| Year              | Team      | Tackles   |           |            |            |            |             | INT          |          |           |           |          | Fumbles   |          |          | ST Tackles |          |          |          |
|                   |           | GP        | GS        | T          | S          | A          | Sk          | Yds          | No       | Yds       | Lg        | TD       | PD        | FF       | FR       | Yds        | T        | S        | A        |
| 2020              | Tampa Bay | 3         | 3         | 38         | 27         | 11         | 0.0         | 0.0          | 2        | 28        | 28        | 0        | 2         | 0        | 2        | 39         | 0        | 0        | 0        |
| 2021              | Tampa Bay | 1         | 1         | 5          | 3          | 2          | 0.0         | 0.0          | 0        | 0         | 0         | 0        | 1         | 0        | 0        | 0          | 0        | 0        | 0        |
| <b>Postseason</b> |           | <b>4</b>  | <b>4</b>  | <b>53</b>  | <b>30</b>  | <b>13</b>  | <b>0.0</b>  | <b>0.0</b>   | <b>2</b> | <b>28</b> | <b>28</b> | <b>0</b> | <b>3</b>  | <b>0</b> | <b>2</b> | <b>39</b>  | <b>0</b> | <b>0</b> | <b>0</b> |

### SINGLE-GAME HIGHS

**Tackles:** 18, at Washington, 11/15/21

**Sacks:** 3.0, twice, last at Atlanta, 12/20/20

**Interceptions:** 1, at Jacksonville, 12/1/19

(also two postseason, vs. Kansas City, Super Bowl LV, 2/7/21;  
at New Orleans, Divisional Round, 1/17/21)

**Passes Defended:** 2, twice, last at Atlanta, 12/20/20

**Forced Fumbles:** 2, at Seattle, 11/3/19

**Fumble Recoveries:** 1, five times, last vs. L.A. Chargers, 10/4/20  
(also two postseason, last at Green Bay, NFC Championship, 1/24/21)

**FR-TD (Career):** 2: 14 yards at Jacksonville (12/1/19); 91 yards vs. Atlanta 12/29/19

# #29

## RACHAAD WHITE

**RUNNING BACK**

**HT:** 6-0 **WT:** 214

**DOB:** 1/12/99

**NFL:** ROOKIE

**ACQ:** DS, 2022



### ACQUIRED BY BUCS:

- X Selected in the third round (91st overall) of the 2022 NFL Draft by the Buccaneers.

### 2022 HIGHLIGHTS:

- X Made his NFL debut in Week 1 at Dallas, rushing six times for 14 yards (2.3 average) and catching two passes for seven yards.
- X Carried the ball twice for one yard in the Week 2 win at New Orleans (9/18).
- X Appeared on special teams in Week 3 vs. Green Bay. Recorded one kickoff return for 20 yards.
- X In Week 4 vs. Kansas City, carried three times for six yards and his first career touchdown. Also added five receptions for 50 yards.
- X Logged five carries for 14 yards (2.8 avg.) and added three receptions for 28 yards in the Week 5 win vs. Atlanta.
- X Had four carries for 12 yards (3.0 avg.) and three receptions for 11 yards in Week 6 at Pittsburgh.
- X Led Tampa Bay in rushing yards in Week 7 at Carolina, finishing with six carries for 24 yards (4.0 avg.) and one reception for eight yards.
- X Logged four carries for 19 yards (4.8 avg.) and three receptions for 24 yards in Week 8 vs. Baltimore.

### COLLEGE:

- X Played his final two collegiate seasons at Arizona State, tallying 224 carries for 1,426 yards (6.4 avg.) and 20 touchdowns over 15 games from 2020-21). He also contributed in the passing game with 51 receptions for 607 yards for the Sun Devils.
- X White ran for 1,006 yards in his final season at Arizona State in 2021, with 15 touchdowns, earning second-team All-Pac-12 honors.
- X Earned Pac-12 honorable mention honors in 2020, taking 42 carries for 420 yards (10.0 avg.) and five touchdowns.
- X Prior to his time in Tempe, White spent two seasons at Mt. San Antonio California College (2018-19), earning first-team All-America honors from the California Community College Athletic Association Coaches.
- X Recorded 1,264 rushing yards and 1,400 total yards of offense in his sophomore season at Mt. San Antonio.

### PERSONAL:

- X Attended Center High School (Kansas City, Missouri).

## WHITE'S GAME-BY-GAME STATISTICS

| <b>2022</b>   |            |            |                |            |           |           |           |                  |            |           |           |
|---------------|------------|------------|----------------|------------|-----------|-----------|-----------|------------------|------------|-----------|-----------|
| <b>DATE</b>   | <b>OPP</b> | <b>ATT</b> | <b>RUSHING</b> |            |           |           |           | <b>RECEIVING</b> |            |           |           |
|               |            |            | <b>YDS</b>     | <b>AVG</b> | <b>LG</b> | <b>TD</b> | <b>NO</b> | <b>YDS</b>       | <b>AVG</b> | <b>LG</b> | <b>TD</b> |
| Sept. 11      | @DAL       | 6          | 14             | 2.3        | 5         | 0         | 2         | 7                | 3.5        | 7         | 0         |
| Sept. 18      | @NO        | 2          | 1              | 0.5        | 2         | 0         | 0         | 0                | 0.0        | 0         | 0         |
| Sept. 25      | GB         | 0          | 0              | -          | -         | 0         | 0         | 0                | -          | -         | 0         |
| Oct. 2        | KC         | 3          | 6              | 2.0        | 4         | 1         | 5         | 50               | 10.0       | 11        | 0         |
| Oct. 9        | ATL        | 5          | 14             | 2.8        | 7         | 0         | 3         | 28               | 9.3        | 12        | 0         |
| Oct. 16       | @PIT       | 4          | 12             | 3.0        | 8         | 0         | 3         | 11               | 3.7        | 6         | 0         |
| Oct. 23       | @CAR       | 6          | 24             | 4.0        | 11        | 0         | 1         | 8                | 8.0        | 8         | 0         |
| Oct. 27       | BAL        | 4          | 19             | 4.8        | 8         | 0         | 3         | 24               | 8.0        | 20        | 0         |
| Nov. 6        | LAR        |            |                |            |           |           |           |                  |            |           |           |
| Nov. 13       | SEA        |            |                |            |           |           |           |                  |            |           |           |
| Nov. 27       | @CLE       |            |                |            |           |           |           |                  |            |           |           |
| Dec. 5        | NO         |            |                |            |           |           |           |                  |            |           |           |
| Dec. 11       | @SF        |            |                |            |           |           |           |                  |            |           |           |
| Dec. 18       | CIN        |            |                |            |           |           |           |                  |            |           |           |
| Dec. 25       | @ARI       |            |                |            |           |           |           |                  |            |           |           |
| Jan. 1        | CARI       |            |                |            |           |           |           |                  |            |           |           |
| Jan. 7/8      | @ATL       |            |                |            |           |           |           |                  |            |           |           |
| <b>TOTALS</b> |            | <b>30</b>  | <b>90</b>      | <b>3.0</b> | <b>11</b> | <b>1</b>  | <b>17</b> | <b>128</b>       | <b>7.5</b> | <b>20</b> | <b>0</b>  |

# #31

## ANTOINE WINFIELD JR.

### SAFETY

HT: 5-9 WT: 203

DOB: 8/16/98

NFL: 3RD YEAR

ACQ: D2, 2020

COLLEGE: MINNESOTA



### ACQUIRED BY BUCS:

- X Selected in the second round (45th overall) of the 2020 NFL Draft by the Buccaneers.

### AWARDS & ACCOLADES:

- X Super Bowl LV Champion.
- X NFC Defensive Rookie Of The Month (September 2020)
- X PFWA All-Rookie Team Selection

### CAREER HIGHLIGHTS:

- X Has started all 36 regular season games he has played in, totaling 218 tackles (10 for loss), 14 passes defended, 8.0 sacks, five forced fumbles, four interceptions (returned 61 yards) and four fumble recoveries.
- X Started all five postseason contests he played in, recording 32 tackles (three for loss), two quarterback hits, two passes defended, one interception, one forced fumble and one fumble recovery.
- X Since entering the league in 2020, Winfield has three strip-sacks, the most by a defensive back during that span, while his 8.0 sacks since 2020 are the tied for second-most by any defensive back during that span.



- X Is one of two defensive backs since 2000 to record two-or-more sacks, two-or-more passes defended and one-or-more forced fumble in each of their first three seasons (Also, Jamal Adams).
- X His 8.0 sacks rank second all-time in franchise history for sacks by a defensive back.
- X Tampa Bay's 2020 defense led the league in rushing yards allowed per game (80.6) and yards allowed per rush (3.60), while ranking sixth in yards allowed per play (5.12), sixth in yards allowed per game (327.1), ranking tied for second in tackles for loss (91), tied for fourth in sacks (48.0) and tied for fifth in takeaways (25).
- X Among NFL rookies in 2020, ranked fifth in tackles (91), tied for third in sacks (3.0), tied for fifth in passes defended (six), tied for fifth in forced fumbles (two), tied for sixth in fumble recoveries and tied for eighth in interceptions (one).
- X Winfield - who recorded an interception in Super Bowl LV - became just the seventh rookie or first-year player in NFL history to record an interception in the Super Bowl and the first since Malcolm Butler in Super Bowl XLIX.
- X Notched first career interception at Las Vegas (10/25/20).
- X Tallied a career-high 11 tackles against Carolina (9/20/20). Later matched vs. Minnesota (12/13/20).
- X Recorded first career sack and forced fumble against Carolina (9/20/20).
- X Started in NFL debut at New Orleans (9/13/20).

## 2022 HIGHLIGHTS:

- X Intercepted Dak Prescott to record the team's first takeaway of the season in Week 1 at Dallas. Also added six tackles and a pass defended. Marked his fourth career interception.
- X Recorded seven tackles, one quarterback hit and 1.0 sack in the Week 2 win at New Orleans.
- X Tallied six tackles in Week 3 vs. Green Bay.
- X Recorded five tackles in Week 4 vs. Kansas City.
- X Finished as Tampa Bay's leading tackler in the Week 5 win vs. Atlanta, totaling eight tackles (two for loss), one sack, one quarterback hit, one pass defended and one forced fumble.
- X Became the 14th defensive back since 1999 to record a game with one-or-more sacks forced fumbles and passes defended, plus two-or-more tackles for loss and the first to do so since San Francisco's K'Waun Williams on 12/26/20.
- X Finished with five tackles (two for loss), one sack and one quarterback hit in Week 6 at Pittsburgh.
- X Through six weeks, his 3.0 sacks led all defensive backs and his four tackles for loss ranked second among defensive backs.
- X With his performance in Week 6, he became the first defensive back to record consecutive games with one-or-more sacks and two-or-more tackles for loss since Buffalo's Nickell Robey-Coleman in Weeks 15-16 of 2013.
- X Recorded two tackles (one for loss) before leaving with injury in Week 7 at Carolina. His tackle for loss was his fifth of the season, establishing a new career-high.



- X Through seven weeks, his five tackles for loss were tied for most in the NFL by a defense back.
- X Through seven weeks, was one of just two defensive backs to record a tackle for loss in three consecutive games.
- X Was inactive for Week 8 vs. Baltimore.

## 2021 HIGHLIGHTS:

- X Contributed to a Buccaneers defense that allowed the fifth-fewest points per game (20.8) and seventh-fewest yards per play (5.20) while ranking third in the NFL in rush defense (92.5 yards per game), allowing the fourth-fewest yards per pass play (5.97), recording the seventh-most sacks (47.0) and tying for the fifth-most takeaways (29).
- X Recorded eight tackles in season opener against Dallas (9/9).
- X Against Atlanta (9/19), notched four tackles and a pass defended. Was part of a defense that held the Falcons to 55 rushing yards on 20 attempts (2.8 avg.).
- X Registered six tackles at L.A. Rams (9/26).
- X At New England (10/3), tallied seven tackles, an interception and a forced fumble that was recovered by the Buccaneers.
- X Was part of a defense that held the Patriots to -1 yards rushing - the fewest allowed in a game in Buccaneers history and the fewest allowed by any NFL team since 2007.
- X Inactive in Weeks 5-6.
- X Returned to action against Chicago (10/24), recording three tackles and a strip-sack.
- X Tallied four tackles, a quarterback hit and a pass defended at New Orleans (10/31).
- X At Washington (11/14), registered 11 tackles (two for loss) and a fumble

recovery, helping set up a Buccaneers touchdown drive.

- X Recorded three tackles, a pass defended and a fumble recovery against N.Y. Giants (11/22).
- X Notched seven tackles and an interception, returned 30 yards, at Indianapolis (11/28).
- X At Atlanta (12/5), tallied 10 tackles (one for loss) and one pass defended.
- X Registered nine tackles in overtime win against Buffalo (12/12).
- X Inactive against New Orleans (12/19) and at Carolina (12/26).
- X Returned to action at N.Y. Jets (1/2/22), recording eight tackles.
- X Against Carolina (1/9/22), recorded eight tackles, including a sack of Panthers QB Sam Darnold. Also recovered a fumble.
- X Registered five tackles, two quarterback hits and a sack in Super Wild Card Round against Philadelphia (1/16/22).
- X In Divisional Round matchup against Los Angeles Rams (1/23/22), tallied nine tackles and forced a fumble in the Buccaneers red zone, which Winfield recovered, ending a Rams drive.

## COLLEGE:

- X Started 33 career games at Minnesota (2016-19), totaling 177 tackles (seven for loss), with nine interceptions (returned 180 yards, two touchdowns), 4.0 sacks, three fumble recoveries and two forced fumbles. Also returned a punt for a touchdown and blocked a field goal.
- X Earned unanimous All-American honors as a redshirt sophomore (2019), leading the Gophers with 88 tackles (3.5 for loss) and 3.0 sacks, while tying the modern era school record with seven interceptions, the fourth-most in the NCAA. Returned one interception for a touchdown.
- X Also selected All-Big Ten first team and named Big Ten Defensive Back of the Year while being named a finalist for the Brono Nagurski Award, given annually to the best defensive player in the nation.
- X Named Big Ten Defensive Player of the Week following game against Fresno State, in which he notched four tackles, one sack and recorded an interception



in the end zone to seal the win in double overtime.

- X Named National and Big Ten Defensive Player of the Week after registering 11 tackles and two interceptions against Penn State.
- X In 2018, played in four games before missing the remainder of the season. During those four games, recorded a punt returned 76 yards for a touchdown against New Mexico State, a game-sealing end zone interception against Fresno State and a fumble recovery against Miami (OH).
- X Limited to four games in 2017, but recorded a sack, two pass breakup and a blocked field goal against Buffalo.
- X As a freshman in 2016, played in 12 games, with nine starts, tallying 52 tackles, one fumble recovery and an interception, returned 82 yards for a touchdown.
- X A three-time Academic All-Big Ten selection (2017-19) and a CoSida Academic All-District selection in 2019. Also named Big Ten Distinguished Scholar in both 2018 and 2019.
- X Majored in business & marketing education.

## PERSONAL/COMMUNITY:

- X Attended The Woodlands High School (The Woodlands, Texas).
- X Named Montgomery County Player of the Year as a senior.
- X Son of Antoine and Erniece Winfield.
- X Father, Antoine, played defensive back at Ohio State, earning Jim Thorpe award as the nation's top defensive back in 1998. He was then a first-round draft selection by the Buffalo Bills and went on to play 14 seasons in the NFL with the Bills and the Minnesota

Vikings, earning three All-Pro selections.

- X Has two brothers, Austin and Ethan.  
Austin is a defensive back for the Gophers.
- X In 2020, supported Johns Hopkins All Children's Hospital as part of the NFL's My Cause, My Cleats initiative.

## WINFIELD JR.'S GAME-BY-GAME STATISTICS

| <b>2022</b>   |            | <b>TACKLES</b> |           |          |            |            |             |           | <b>INTERCEPTIONS</b> |            |           |           |           | <b>FUMBLES</b> |           |            | <b>ST TACKLES</b> |          |          |          |
|---------------|------------|----------------|-----------|----------|------------|------------|-------------|-----------|----------------------|------------|-----------|-----------|-----------|----------------|-----------|------------|-------------------|----------|----------|----------|
| <b>DATE</b>   | <b>OPP</b> | <b>T</b>       | <b>S</b>  | <b>A</b> | <b>TFL</b> | <b>SK</b>  | <b>YDS</b>  | <b>QH</b> | <b>NO</b>            | <b>YDS</b> | <b>LG</b> | <b>TD</b> | <b>PD</b> | <b>FF</b>      | <b>FR</b> | <b>YDS</b> | <b>T</b>          | <b>S</b> | <b>A</b> |          |
| Sept. 11      | @DAL       | 6              | 5         | 1        | 0          | 0.0        | 0.0         | 0         | 1                    | 15         | 15        | 0         | 1         | 0              | 0         | 0          | 0                 | 0        | 0        | 0        |
| Sept. 18      | @NO        | 7              | 6         | 1        | 0          | 1.0        | 0.0         | 1         | 0                    | 0          | 0         | 0         | 0         | 0              | 0         | 0          | 0                 | 0        | 0        | 0        |
| Sept. 25      | GB         | 6              | 6         | 0        | 0          | 0.0        | 0.0         | 0         | 0                    | 0          | 0         | 0         | 0         | 0              | 0         | 0          | 0                 | 0        | 0        | 0        |
| Oct. 2        | KC         | 5              | 3         | 2        | 0          | 0.0        | 0.0         | 0         | 0                    | 0          | 0         | 0         | 0         | 0              | 0         | 0          | 0                 | 0        | 0        | 0        |
| Oct. 9        | ATL        | 8              | 7         | 1        | 2          | 1.0        | 9.0         | 1         | 0                    | 0          | 0         | 0         | 1         | 1              | 0         | 0          | 0                 | 0        | 0        | 0        |
| Oct. 16       | @PIT       | 5              | 5         | 0        | 2          | 1.0        | 12.0        | 1         | 0                    | 0          | 0         | 0         | 0         | 0              | 0         | 0          | 0                 | 0        | 0        | 0        |
| Oct. 23       | @CAR       | 2              | 2         | 0        | 1          | 0.0        | 0.0         | 0         | 0                    | 0          | 0         | 0         | 0         | 0              | 0         | 0          | 0                 | 0        | 0        | 0        |
| Oct. 27       | BAL        | Inactive       |           |          |            |            |             |           |                      |            |           |           |           |                |           |            |                   |          |          |          |
| Nov. 6        | LAR        |                |           |          |            |            |             |           |                      |            |           |           |           |                |           |            |                   |          |          |          |
| Nov. 13       | SEA        |                |           |          |            |            |             |           |                      |            |           |           |           |                |           |            |                   |          |          |          |
| Nov. 27       | @CLE       |                |           |          |            |            |             |           |                      |            |           |           |           |                |           |            |                   |          |          |          |
| Dec. 5        | NO         |                |           |          |            |            |             |           |                      |            |           |           |           |                |           |            |                   |          |          |          |
| Dec. 11       | @SF        |                |           |          |            |            |             |           |                      |            |           |           |           |                |           |            |                   |          |          |          |
| Dec. 18       | CIN        |                |           |          |            |            |             |           |                      |            |           |           |           |                |           |            |                   |          |          |          |
| Dec. 25       | @ARI       |                |           |          |            |            |             |           |                      |            |           |           |           |                |           |            |                   |          |          |          |
| Jan. 1        | CAR        |                |           |          |            |            |             |           |                      |            |           |           |           |                |           |            |                   |          |          |          |
| Jan. 7/8      | @ATL       |                |           |          |            |            |             |           |                      |            |           |           |           |                |           |            |                   |          |          |          |
| <b>TOTALS</b> |            | <b>39</b>      | <b>34</b> | <b>5</b> | <b>5</b>   | <b>3.0</b> | <b>21.0</b> | <b>3</b>  | <b>1</b>             | <b>15</b>  | <b>15</b> | <b>0</b>  | <b>2</b>  | <b>1</b>       | <b>0</b>  | <b>0</b>   | <b>0</b>          | <b>0</b> | <b>0</b> | <b>0</b> |

## WINFIELD JR.'S CAREER STATISTICS

| <b>Year</b>       | <b>Team</b> | <b>Tackles</b> |           |            |            |           |            | <b>INT</b>  |           |            |           |           | <b>Fumbles</b> |           |           | <b>ST Tackles</b> |          |          |          |
|-------------------|-------------|----------------|-----------|------------|------------|-----------|------------|-------------|-----------|------------|-----------|-----------|----------------|-----------|-----------|-------------------|----------|----------|----------|
|                   |             | <b>GP</b>      | <b>GS</b> | <b>T</b>   | <b>S</b>   | <b>A</b>  | <b>Sk</b>  | <b>Yds</b>  | <b>No</b> | <b>Yds</b> | <b>Lg</b> | <b>TD</b> | <b>PD</b>      | <b>FF</b> | <b>FR</b> | <b>Yds</b>        | <b>T</b> | <b>S</b> | <b>A</b> |
| 2020              | Tampa Bay   | 16             | 16        | 91         | 61         | 30        | 3.0        | 20.0        | 1         | 16         | 16        | 0         | 6              | 2         | 1         | 0                 | 3        | 3        | 0        |
| 2021              | Tampa Bay   | 13             | 13        | 88         | 62         | 26        | 2.0        | 8.0         | 2         | 30         | 30        | 0         | 6              | 2         | 3         | 9                 | 0        | 0        | 0        |
| 2022              | Tampa Bay   | 7              | 7         | 39         | 34         | 5         | 3.0        | 21.0        | 1         | 15         | 15        | 0         | 2              | 1         | 0         | 0                 | 0        | 0        | 0        |
| <b>NFL Totals</b> |             | <b>36</b>      | <b>36</b> | <b>218</b> | <b>157</b> | <b>61</b> | <b>8.0</b> | <b>49.0</b> | <b>4</b>  | <b>61</b>  | <b>30</b> | <b>0</b>  | <b>14</b>      | <b>5</b>  | <b>4</b>  | <b>9</b>          | <b>3</b> | <b>3</b> | <b>0</b> |

| <b>Year</b>       | <b>Team</b> | <b>Tackles</b> |           |           |           |          |            | <b>INT</b> |           |            |           |           | <b>Fumbles</b> |           |           | <b>ST Tackles</b> |          |          |          |
|-------------------|-------------|----------------|-----------|-----------|-----------|----------|------------|------------|-----------|------------|-----------|-----------|----------------|-----------|-----------|-------------------|----------|----------|----------|
|                   |             | <b>GP</b>      | <b>GS</b> | <b>T</b>  | <b>S</b>  | <b>A</b> | <b>Sk</b>  | <b>Yds</b> | <b>No</b> | <b>Yds</b> | <b>Lg</b> | <b>TD</b> | <b>PD</b>      | <b>FF</b> | <b>FR</b> | <b>Yds</b>        | <b>T</b> | <b>S</b> | <b>A</b> |
| 2020              | Tampa Bay   | 3              | 3         | 18        | 15        | 3        | 0.0        | 0.0        | 1         | 0          | 0         | 0         | 2              | 1         | 0         | 0                 | 0        | 0        | 0        |
| 2021              | Tampa Bay   | 1              | 1         | 5         | 3         | 2        | 1.0        | 5.0        | 0         | 0          | 0         | 0         | 0              | 0         | 0         | 0                 | 0        | 0        | 0        |
| <b>Postseason</b> |             | <b>4</b>       | <b>4</b>  | <b>23</b> | <b>18</b> | <b>5</b> | <b>1.0</b> | <b>5.0</b> | <b>1</b>  | <b>0</b>   | <b>0</b>  | <b>0</b>  | <b>2</b>       | <b>1</b>  | <b>0</b>  | <b>0</b>          | <b>0</b> | <b>0</b> | <b>0</b> |

### SINGLE-GAME HIGHS

- Tackles:** 11, three times, last at Washington, 11/14/21
- Sacks:** 1.0, eight times, last at Pittsburgh, 10/16/22
- Interceptions:** 1, four times, last at Dallas, 9/11/22  
(also one postseason, vs. Kansas City, Super Bowl LV, 2/7/21)
- Passes Defensed:** 1, 14 times, last vs. Atlanta, 10/9/22  
(also one postseason, vs. Kansas City, Super Bowl LV, 2/7/21)
- Forced Fumbles:** 1, five times, last vs. Atlanta, 10/9/22  
(also one postseason, at New Orleans, NFC Divisional Round, 1/17/21)
- Fumble Recoveries:** 1, four times, last vs. Carolina, 1/9/22



# #78 TRISTAN WIRES

## TACKLE

HT: 6-5 WT: 320

DOB: 1/24/99

NFL: 3RD YEAR

ACQ: D1, 2020

COLLEGE: IOWA



## ACQUIRED BY BUCS:

- X Selected in the first round (13th overall) of the 2020 NFL Draft by the Buccaneers.

## AWARDS & ACCOLADES:

- X Super Bowl LV Champion
- X 2021 AP First-Team All-Pro Selection
- X 2021 Pro Bowl Selection
- X 2020 Pro Football Focus Second-Team All-Pro Selection
- X 2x ESPN All-Pro Selection (2020-21)
- X PFWA All-Rookie Team Selection

## CAREER HIGHLIGHTS:

- X Has started all 40 games he has played.
- X Started all 16 games in 2020 and was part of an offensive line that allowed a sack on 3.51 percent of all pass attempts, the second-lowest mark in the NFL and the second-lowest mark in a season in team history. Helped block for an offense that ranks second in passing yards per game (289.1), third in points per game (30.8), seventh in yards per game (384.1), seventh in yards per play (6.04).



- X Started at Detroit (12/26/20), helping the Buccaneers total a team-record 588 yards of total offense.
- X Started in NFL debut at New Orleans (9/13/20).

## 2022 HIGHLIGHTS:

- X Started at right tackle and was part of an offensive line that manufactured 152 rushing yards and 4.6 yards per carry in Week 1 at Dallas (9/11).
- X Started at right tackle in Week 2 at New Orleans and was part of an offensive line that yielded just one sack on 34 dropbacks.
- X Started at right tackle in Week 3 vs. Green Bay.
- X Started at right tackle in Week 4 vs. Kansas City, contributing to an offensive line that allowed just one sack in 53 dropbacks.
- X Started at right tackle in Week 5 vs. Atlanta, contributing to an offensive line that allowed zero sacks in 52 dropbacks. Tampa Bay became the first team in the 2022 season to not allow a sack in a game with over 50 dropbacks.
- X Started at right tackle in Weeks 6-8.

## 2021 HIGHLIGHTS:

- X Part of an offensive line that allowed a sack on only 3.1 percent of pass plays - the best mark in the league in 2021 and the second-best single season mark in franchise history. Tampa Bay's offense ranked second in the NFL in yards per game (405.9), points per game (30.1), third down conversion percentage (47.1) and yards per play (6.02).

- X Helped block for a Buccaneers rushing attack that totaled 119 yards in a win at New England (10/3).
- X Started at right tackle in season opener against Dallas (9/9) and was part of an offensive line that did not allow a sack on 50 passing attempts.
- X Against Atlanta (9/19), started at right tackle.
- X Part of an offense that gained 446 yards - including 411 net passing yards - at L.A. Rams (9/26).
- X Helped block for a Buccaneers rushing attack that totaled 119 yards in a win at New England (10/3).
- X Started at right tackle against Miami (10/10), helping the offense total 558 yards, the fourth-most in a single game in team history, while converting 8-of-11 third downs (72.7 pct.), the second-highest conversion rate in a game in team history. The offense gained 33 first downs, the second-most in a game in team history and the most in a non-overtime contest. Tampa Bay had a franchise record 26 passing first downs.
- X At Philadelphia (10/14), was part of an offensive line that didn't allow a sack over 42 pass attempts, while helping the offense gain 399 yards (102 rushing).
- X Helped block for an offense that rushed for a season-high 182 yards against Chicago (10/24), while not allowing a sack.
- X Started at right tackle at New Orleans (10/31), helping the team gain 421 yards of offense.
- X Part of an offensive line that did not allow a sack at Washington (11/14).
- X Started at left tackle against N.Y. Giants (11/22).
- X At Indianapolis (11/28), helped block for an offense that totaled 142 rushing yards and four rushing touchdowns. The four rushing touchdowns matched the most in a single game in Buccaneers history.
- X Started at right tackle in an overtime win against Buffalo (12/12), helping Tampa Bay total 488 yards of offense, including 137 rushing yards.



- X Started at right tackle against New Orleans (12/19), helping the team rush for 118 yards.
- X At Carolina (12/26), was part of an offensive line that did not allow a sack and blocked for 159 rushing yards, helping Tampa Bay clinch the team's first NFC South division title since 2007.
- X Started at right tackle at N.Y. Jets (1/2/22), helping the offense total 467 yards.
- X Started Super Wild Card Round against Philadelphia (1/16/22), but exited the game with injury in the first quarter.
- X Inactive in Divisional Round against Los Angeles Rams (1/23/22).

#### **COLLEGE:**

- X Started 32 career games at Iowa (2017-19), seeing time at both right and left tackle.
- X As a junior (2019), earned first-team All-America honors from the Football Writers of America, Walter Camp Foundation and Phil Steele, while being named second-team All-America by the Associated Press, American Football Coaches Association and The Athletic.
- X Earned the Rimington-Pace Offensive Lineman of the Year in the Big Ten, while garnering first-team All-Big Ten distinction from the league's coaches

and media, as well as The Associated Press and Phil Steele. Also a semi-finalist for the 2019 Outland Trophy.

- X Named honorable mention All-Big Ten by both league coaches and media after starting all 12 at right games he played in as a sophomore (2018).
- X Started in seven games as a freshman (2017), becoming the first true freshman to start at either offensive tackle position in the Kirk Ferentz era.
- X Received honorable mention Big Ten Conference All-Freshman team designation from BTN.com, as well as the team's Next Man In award on offense.
- X Majored in communication studies.

### PERSONAL/COMMUNITY:

- X Attended Mount Vernon High School (Mount Vernon, Iowa).
- X Played offensive and defensive line in high school.
- X Selected to the U.S. Army All-American Bowl following prep career.

X Named to Des Moines Register Elite all-state team as a senior, while also being named captain of 2A Iowa Newspaper Association all-state.

- X As a senior, was named district offensive line MVP and Class 2A Iowa Preps Offensive Lineman of the Year.
- X Named first-team all-district for three straight seasons.
- X Also lettered in track and wrestling during his prep career, winning a state wrestling championship as a senior, shot put as a junior and senior and discus in his sophomore, junior and senior years.
- X Just the fourth Iowa male prep to win shot and discus titles in consecutive years and the first to win three straight discus titles since the 1950s.
- X Mother is Sarah Wirfs.
- X In 2020, supported the University of Iowa Stead Family Children's Hospital as part of the NFL's My Cause, My Cleats initiative.

## WIRFS' CAREER STATISTICS

**Games/Starts:** TB: 2020: 16/16 (P:4/4); 2021: 17/17 (P: 1/1); 2022: 8/8 (P:0/0)  
**Career Totals:** 41/41 (P:5/5)

**Misc. Tackles:** 2 - 1 in 2021; 1 in 2020







**#65**  
**DYLAN COOK**

**OFFENSIVE LINEMAN**

**HT:** 6-6 **WT:** 305

**DOB:** 1/11/98

**NFL:** ROOKIE

**ACQ:** FA, 2022

**COLLEGE:** MONTANA



### **ACQUIRED BY BUCS:**

- X Signed by Tampa Bay as a college free agent on May 13, 2022.

### **COLLEGE:**

- X Appeared in 27 games for Montana (2018–21), making 23 starts, after successfully transitioning from quarterback to offensive lineman.
- X During his redshirt senior season in 2021, Cook earned fourth-team All-Big Sky honors from Phil Steele, starting all 11 games in which he played.
- X In 2020, the Big Sky Conference suspended the fall football season due to the COVID-19 pandemic. Cook played in both of Montana's games played during the Spring of 2021.
- X Played in 13 games in 2019 at right tackle, starting 11, and earning himself a scholarship after previously joining the team as a walk-on.

- X Transferred to the University of Montana in 2018 and spent his redshirt sophomore year making the transition from quarterback to offensive line.
- X Spent his first two collegiate seasons as a quarterback at Montana State University–Northern, completing 11-of-18 passes for 181 yards and two touchdowns and rushing 43 times for 177 yards and three touchdowns.
- X Majored in public administration.

### **PERSONAL:**

- X Attended Butte High School (Butte, Montana).
- X Played quarterback at Butte High School, throwing for 3,124 yards and 30 touchdowns as a junior, while earning Class AA offensive MVP honors after leading his team to a state title.

# #71

## KHALIL DAVIS

**DEFENSIVE TACKLE**

**HT:** 6-1 **WT:** 308

**DOB:** 8/22/96

**NFL:** 3RD YEAR

**ACQ:** FA, 2022

**COLLEGE:** NEBRASKA

# BUGS

### TRANSACTIONS:

- X Originally selected in the sixth round (194th overall) of the 2020 NFL Draft by the Buccaneers. Was waived on Oct. 2, 2021.
- X Was claimed off waivers by the Indianapolis Colts on Oct. 4, 2021. Was released on Oct. 30, 2021.
- X Was signed to the Pittsburgh Steelers' practice squad on Nov. 2, 2021.
- X Was signed to the Steelers' active roster on Jan. 18, 2022. Was released on Aug. 30, 2022.
- X Was signed to the Buccaneers' practice squad on Sept. 21, 2022.

### CAREER HIGHLIGHTS:

- X Has played in three career games (two with Tampa Bay), totaling two tackles and two quarterback hits.

### COLLEGE/PERSONAL:

- X Started 11-of-47 games at Nebraska, tallying 106 tackles (23 for loss), 13 sacks, two forced fumbles, two passes defensed and one fumble recovery.
- X Was named Nebraska's defensive lineman of the year in 2018 and 2019.
- X Was third-team All-Big Ten in 2019.
- X Attended Blue Springs High School (Blue Springs, Missouri)



# #36 DON GARDNER

**CORNERBACK****HT:** 6-1 **WT:** 180**DOB:** 12/9/97**NFL:** ROOKIE**ACQ:** FA, 2022**COLLEGE:** SOUTH DAKOTA STATE**ACQUIRED BY BUCS:**

- X Signed by Tampa Bay as a college free agent on May 13, 2022.

**2022 HIGHLIGHTS:**

- X Was elevated from the practice squad for Week 8 vs. Baltimore, appearing on special teams.

**COLLEGE:**

- X Appeared in 48 career games over five seasons at South Dakota State (2017-21), tallying 133 tackles (11 for loss), 20 passes defended, four interceptions, two defensive touchdowns, one fumble recovery and one blocked kick.
- X In his final season in 2021, Gardner notched 28 tackles, five passes defended and a career-best two interceptions, landing second-team All-MVFC (Missouri Valley Football Conference) honors.
- X During the 2020-21 FCS season that got pushed to the Spring due to the COVID-19 pandemic, Gardner earned second-team All-America recognition from both the Associated Press and Stats Perform, starting all 10 games for a Jackrabbits team that reached the FCS national title game, and recording

44 tackles, eight passes defended and one interception. He was named first-team All-MVFC for his play during the 2020-21 season.

- X Became a regular starter at cornerback in 2019, starting all 13 games for the Jackrabbits on his way to second-team All-MVFC honors. He finished his junior season with 45 tackles, seven passes defended, one interception and one fumble recovery, scoring a pair of defensive touchdowns.
- X Played in all 13 games for South Dakota State as a sophomore, recording 10 special teams tackles and 13 total.
- X Appeared in two games as a redshirt freshman in 2017, making his collegiate debut vs. Duquesne (8/31/17).
- X Redshirted in 2016 as a true freshman.
- X Majored in sport, recreation and park management.

**PERSONAL:**

- X Attended Wendell Phillips Academy High School (Chicago, Illinois), where he helped lead his team to the 2015 Class 4A state title playing both cornerback and wide receiver.

# #80

## KAYLON GEIGER SR.

WIDE RECEIVER

HT: 5-10 WT: 180

DOB: 11/1/97

NFL: ROOKIE

ACQ: FA, 2022

COLLEGE: TEXAS TECH



### ACQUIRED BY BUCS:

- X Signed by Tampa Bay as a college free agent on May 13, 2022.
- X Was signed to the active roster on Sept. 21, 2022. Was waived on Sept. 26, 2022 and signed back to the practice squad on Sept. 28, 2022.

### 2022 HIGHLIGHTS:

- X Was elevated from the practice squad in Weeks 2-3, appearing in a reserve capacity and on special teams.
- X Was elevated from the practice squad and appeared in a reserve capacity and on special teams in Week 5 vs. Atlanta.

### COLLEGE:

- X Played his final collegiate season at Texas Tech (2021), making 44 receptions for 533 yards and one touchdown, while starting all 13 games on his way to All-Big 12 honorable mention recognition from the conference coaches.

- X Prior to Texas Tech, Geiger was a two-time All-Sun Belt selection in his two seasons at Troy (2019-20), hauling in 141 receptions for 1,625 receiving yards in 23 games with the Trojans. He accumulated nine 100-yard games in his two seasons at Troy, while averaging 70.7 receiving yards per game.
- X Began his collegiate career at Navarro College (2017-18), recording 100 receptions for 1,451 receiving yards.
- X Led the JUCO ranks with 70 receptions as a sophomore in 2018, while finishing second nationally with 954 receiving yards.

### PERSONAL:

- X Attended Paschal High School (Fort Worth, Texas).
- X Also competed in basketball and track and field during high school.
- X Rated as a three-star prospect coming out of high school by 247Sports.

# #57

## ULYSEES GILBERT III

**LINEBACKER**

**HT:** 6-0 **WT:** 230

**DOB:** 8/9/97

**NFL:** 4TH YEAR

**ACO:** FA, 2022

**COLLEGE:** AKRON

# BUCCAS

### TRANSACTIONS:

- X Originally entered the NFL as a sixth-round pick (207th overall) of the Pittsburgh Steelers in the 2019 NFL Draft.
- X Was waived by the Steelers on August 19, 2022.
- X Was signed to Tampa Bay's practice squad on October 11, 2022.

### CAREER HIGHLIGHTS:

- X Has played in 28 career regular season games, totaling 21 special teams tackles and adding four defensive tackles.
- X Has appeared in one postseason contest.
- X Recorded a career-high two defensive tackles on 12/13/20 at Buffalo.
- X Recorded a career-high three special teams tackles on 1/3/22 vs. Cleveland.

### COLLEGE/PERSONAL:

- X Appeared in 51 games during his four seasons at Akron (2015-18), totaling 358 tackles, 10.5 sacks, eight passes defended, three interceptions, two forced fumbles and three fumble recoveries. Also added 13 special teams tackles.
- X His 51 games played are tied for the most in Akron history.
- X Name first-team All-MAC following the 2016-17 seasons. Also earned second-team All-MAC honors after the 2018 season.
- X Attended Trinity Catholic High School in Ocala, Florida.
- X His parents are Beverly Gilbert and Ulysees Gilbert II. Has one younger brother, Uriah.

# #91 MIKE GREENE

## DEFENSIVE TACKLE

HT: 6-3 WT: 293

DOB: 5/3/99

NFL: ROOKIE

ACQ: FA, 2022

COLLEGE: JAMES MADISON



### ACQUIRED BY BUCS:

- X Signed by Tampa Bay as a college free agent on May 16, 2021 following his participation in Rookie Minicamp as a tryout player.

### COLLEGE:

- X Appeared in 57 career games over five seasons at James Madison (2017-21), amassing 177 tackles (39 for loss), 18.0 sacks, four passes defensed, two forced fumbles and one fumble recovery.
- X Finished his collegiate career starting all 12 games in 2021 and receiving second-team All-CAA recognition after recording 56 tackles (12 for loss), 5.0 sacks and two passes defensed.
- X Earned first-team All-America honors in his true senior season (2020-21), leading the Colonial Athletic Association (CAA) in tackles for loss (10.5) on his way to CAA Co-Defensive Player of the Year honors. He was also named first-team All-CAA after posting 25 tackles 3.0 sacks and two passes defensed in addition to his 10.5 tackles for loss.

- X Secured the first all-conference selection of his career in his junior season in 2019, earning third-team All-CAA after totaling 53 tackles (11 for loss), 7.5 sacks and one forced fumble, while starting all 16 games.
- X Started all 13 games as a sophomore in 2018, notching 41 tackles (5.5 for loss), 2.5 sacks, one forced fumble and one fumble recovery.
- X Played in nine games as a true freshman in 2017, making his collegiate debut vs. Norfolk State (9/16/17).
- X Graduated with a bachelor's degree in health services administration.

### PERSONAL:

- X Attended Highland Springs High School (Richmond, Virginia), where he helped lead his team to consecutive Virginia High School League (VHSL) 5A state championships in his junior and senior seasons.

# #4

## RYAN GRIFFIN

**QUARTERBACK**

**HT:** 6-5 **WT:** 210

**DOB:** 11/17/89

**NFL:** 8TH YEAR

**ACQ:** W (NO), 2015

**COLLEGE:** TULANE



### ACQUIRED BY BUCS:

- X Claimed by Tampa Bay off waivers from the New Orleans Saints on September 6, 2015.

### ORIGINALLY ENTERED NFL:

- X Originally entered the league as a college free agent with the New Orleans Saints on April 28, 2013.

### AWARDS & ACCOLADES:

- X Super Bowl LV Champion.

### CAREER HIGHLIGHTS:

- X Made NFL debut in the second half against Indianapolis (12/8), playing one series in relief of an injured Jameis Winston. Griffin completed two-of-four passes for 18 yards.
- X Has been with the Tampa Bay Buccaneers since the start of the 2015 season.

### 2021 HIGHLIGHTS:

- X A member of Tampa Bay's practice squad for all 17 regular season games and both postseason contests.

### COLLEGE:

- X A four-year starter at Tulane (2009-12), completed 836-of-1,396 (59.9 pct.) for 9,026 yards with 56 touchdowns and 35 interceptions. Also caught one pass for 15 yards and scored one rushing touchdown.
- X Set school records in pass attempts, completions and completion percentage, while ranking second in passing yards and 300-yard passing game (10) and fourth in touchdown passes.
- X Named honorable mention All-Conference USA as a senior (2012), going 245-of-394 (62.2 pct.), for 2,771 yards with 20 touchdowns and 11 interceptions.

- X Established a school record 466 passing yards against UAB (10/27/12) with a career-best five touchdown passes, while being named C-USA and Louisiana Player of the Week as well as College Sports Madness C-USA Offensive Player of the Week.
- X Surpassed his own record against Rice (11/3/12), throwing for 476 yards and four touchdowns.
- X Started 13 games as a junior (2011), completing 227-of-408 passes (55.6 pct.) for 2,502 yards with 13 touchdowns and 10 interceptions.
- X As a sophomore (2010), started all 11 games he played, completing 223-of-372 passes (59.9 pct.) for 2,371 yards, with 14 touchdowns and eight interceptions.
- X Played in nine games as a redshirt freshman (2009), starting the final six games of the year, establishing school freshman records in pass completions (141), attempts (222), completion percentage (63.5), passing yards (1,382) and touchdown passes (nine).
- X Redshirted as a true freshman (2008).
- X Graduated with a degree in business management.

### PERSONAL/COMMUNITY:

- X Attended Chaminade College Prep (Westlake Village, California).
- X Earned Mission League MVP and first-team All-League honors as a senior.
- X In 2020, supported the After School All-Stars as part of the NFL's My Cause, My Cleats initiative.
- X Griffin participated in the 7th Annual Cut for a Cure with the National Pediatric Cancer Foundation and helped raise \$100,000.

# #18

## TYLER JOHNSON

WIDE RECEIVER

HT: 6-1 WT: 206

DOB: 1/24/98

NFL: 3RD YEAR

ACQ: FA, 2022

COLLEGE: MINNESOTA



### ACQUIRED BY BUCS:

- X Signed to Tampa Bay's practice squad on October 31, 2022.

### ORIGINALLY ENTERED NFL:

- X Selected in the fifth round (161st overall) of the 2020 NFL Draft by the Buccaneers.

### AWARDS & ACCOLADES:

- X Super Bowl LV Champion.

### CAREER HIGHLIGHTS:

- X Has played in 33 games, with six starts, catching 48 passes for 529 yards and two touchdowns.
- X Has played in six postseason games, with one start, catching seven passes for 76 yards.
- X Set career highs with five receptions for 65 yards at New Orleans (10/31/21).
- X Caught first career touchdown against Green Bay (10/18/20).
- X Made first career start at Chicago (10/8/20), catching first career pass. Finished the game with four receptions for 61 yards.
- X Made NFL debut at Denver (9/27/20).

### 2021 HIGHLIGHTS:

- X Played in a reserve role in Weeks 1, 4 & 6.
- X Against Atlanta (9/19), caught one pass for five yards.
- X Posted a career-high 63 receiving yards on three receptions (21.0 avg.) at L.A. Rams (9/26).
- X Against Miami (10/10), caught three passes for 42 yards.
- X Started against Chicago (10/24), catching two passes for 16 yards.
- X Set career highs with five receptions for 65 yards at New Orleans (10/31).

- X At Washington (11/14), had three catches for 17 yards.
- X Had an eight-yard reception against N.Y. Giants (11/22).
- X Caught one pass for nine yards at Indianapolis (11/28).
- X At Atlanta (12/5), had one five-yard reception.
- X Started in overtime win against Buffalo (12/12), catching three passes for 17 yards.
- X Caught four passes for 41 yards against New Orleans (12/19).
- X At N.Y. Jets (1/2/22), had four receptions for 50 yards.
- X Caught five passes for 22 yards against Carolina (1/9/22).
- X In Super Wild Card Round win against Philadelphia (1/16/22), caught two passes for 30 yards.
- X Had three receptions for 15 yards in Divisional Round against Los Angeles Rams (1/23/22).

### COLLEGE:

- X Played in 49 career games at Minnesota (2016-19), catching 213 passes for 3,305 yards and 33 touchdowns.
- X Finished his career as the school's all-time leader in receiving yards and receiving touchdowns while ranking second in Gopher history in receptions. His 16 career 100-yard receiving games are the most in school history, as are his three career games with at least three receiving touchdowns.
- X Started all 13 games as a senior (2019), setting single-season program records for receptions (86), receiving yards (1,318) and receiving touchdowns (13), earning first-team All-Big Ten honors.

- X Notched seven 100-yard receiving games as a senior, the most in a season in team history. Also became the first player in school history to register consecutive 1,000-yard receiving seasons.
- X Named Outback Bowl MVP after setting career highs in receptions (12) and receiving yards (204), to go along with two touchdown catches.
- X As a junior (2018), started all 13 games, catching 78 passes for 1,169 yards and 12 touchdowns en route to earning first-team All-Big Ten honors.
- X Caught 35 passes for 677 yards and seven touchdowns in 10 games as a

sophomore (2017), garnering honorable mention All-Big Ten distinction.

- X As a true freshman (2016), played in 13 games, with one start, tallying 14 receptions for 141 yards.

### PERSONAL:

- X Attended Minneapolis North High School (Minneapolis, Minnesota).
- X Played quarterback and defensive back, helping lead the team to a state championship appearance as a senior.
- X Son of Tyrone and Lacreasha Johnson.
- X Has one brother, Tayler, and three sisters, Tytiana, Taylah and Tylynn.

## JOHNSON'S CAREER STATISTICS

| YEAR              | TEAM      | RECEIVING |          |           |            |             |           |          | RUSHING  |          |          |          |          |
|-------------------|-----------|-----------|----------|-----------|------------|-------------|-----------|----------|----------|----------|----------|----------|----------|
|                   |           | GP        | GS       | NO.       | YDS        | AVG         | LG        | TD       | ATT      | YDS      | AVG      | LG       | TD       |
| 2020              | Tampa Bay | 14        | 3        | 12        | 169        | 14.1        | 35        | 2        | 0        | 0        | -        | -        | 0        |
| 2021              | Tampa Bay | 17        | 3        | 36        | 360        | 10.0        | 31        | 0        | 0        | 0        | -        | -        | 0        |
| 2022              | Houston   | 2         | 0        | 0         | 0          | 0.0         | 0         | 0        | 0        | 0        | -        | -        | 0        |
| <b>NFL Totals</b> |           | <b>33</b> | <b>6</b> | <b>48</b> | <b>529</b> | <b>11.0</b> | <b>35</b> | <b>2</b> | <b>0</b> | <b>0</b> | <b>-</b> | <b>-</b> | <b>0</b> |
| Postseason        |           | Receiving |          |           |            |             |           |          | Rushing  |          |          |          |          |
| YEAR              | TEAM      | GP        | GS       | NO        | YDS        | AVG         | LG        | TD       | ATT      | YDS      | AVG      | LG       | TD       |
| 2020              | Tampa Bay | 4         | 0        | 2         | 31         | 15.5        | 16        | 0        | 0        | 0        | -        | -        | 0        |
| 2021              | Tampa Bay | 2         | 1        | 5         | 45         | 9.0         | 17        | 0        | 0        | 0        | -        | -        | 0        |
| <b>NFL Totals</b> |           | <b>6</b>  | <b>1</b> | <b>7</b>  | <b>76</b>  | <b>10.9</b> | <b>16</b> | <b>0</b> | <b>0</b> | <b>0</b> | <b>-</b> | <b>-</b> | <b>0</b> |



# #43

## PATRICK LAIRD

### RUNNING BACK

HT: 6-1 WT: 205

DOB: 8/17/95

NFL: 4TH YEAR

ACQ: FA, 2022

COLLEGE: CALIFORNIA

# BUCS

### ACQUIRED BY BUCS:

- X Signed by Tampa Bay as a free agent on Aug. 15, 2022. Waived on August 30 prior to signing to the Buccaneers' practice squad on Aug. 31, 2022.

### ORIGINALLY ENTERED NFL:

- X Originally entered the league as a college free agent with the Miami Dolphins on May 9, 2019.

### CAREER HIGHLIGHTS:

- X Has played in 37 career regular season games, with four starts, all with the Miami Dolphins, rushing 76 times for 244 yards (3.2 avg.) and one touchdown, while catching 36 passes for 289 yards.
- X Tallied 204 receiving yards in 2019, which were the second-most by any rookie running back in the NFL that season.
- X Recorded career-high 48 rushing yards on 15 carries at the New York Jets (12/8/19).
- X Caught a career-high six passes for 51 yards against Buffalo (11/17/19).
- X Posted first career rushing touchdown against Philadelphia (12/1/19).
- X Made first career start at the New York Jets (12/8/19).
- X Made NFL debut against Indianapolis (11/10/19).

### COLLEGE/PERSONAL:

- X Played in 41 games with 21 starts at the University of California (2014-18), taking 425 carries for 2,153 yards (5.1 avg.) and 14 touchdowns, while catching 99 passes for 608 yards and five touchdowns.
- X Earned All-Pac-12 honorable mention in 2017.
- X One of three finalists for the Burlsworth Trophy, given to the nation's most outstanding football player who began his career as a walk-on in 2018.
- X In 2018, recorded 51 receptions - the most in school history as a running back.
- X Graduated in December of 2018 with a degree in political science and business administration.
- X As an avid reader himself, encouraged kids to practice their reading through the Patrick Laird Summer Reading Challenge.
- X Attended Mission College Preparatory High School (San Luis Obispo, CA.).

## LAIRD'S CAREER STATISTICS

| Year              | Team  | GP        | GS       | Rushing   |            |            |           |          | Receiving |            |            |           |          |
|-------------------|-------|-----------|----------|-----------|------------|------------|-----------|----------|-----------|------------|------------|-----------|----------|
|                   |       |           |          | Att.      | Yds        | Avg.       | Lg        | TD       | No.       | Yds        | Avg        | Lg        | TD       |
| 2019              | Miami | 15        | 4        | 62        | 168        | 2.7        | 18        | 1        | 23        | 204        | 8.9        | 21        | 0        |
| 2020              | Miami | 16        | 0        | 13        | 72         | 5.5        | 17        | 0        | 10        | 68         | 6.8        | 17        | 0        |
| 2021              | Miami | 6         | 0        | 1         | 4          | 4.0        | 4         | 0        | 3         | 17         | 5.7        | 10        | 0        |
| <b>NFL Totals</b> |       | <b>37</b> | <b>4</b> | <b>76</b> | <b>244</b> | <b>3.2</b> | <b>18</b> | <b>1</b> | <b>36</b> | <b>289</b> | <b>8.0</b> | <b>21</b> | <b>0</b> |

# #75

## JOHN MOLCHON

GUARD

HT: 6-5 WT: 309

DOB: 2/2/97

NFL: 3RD YEAR

ACQ: FA, 2020

COLLEGE: BOISE STATE



### ACQUIRED BY BUCS:

- X Signed by Tampa Bay as a college free agent on May 4, 2020.

### CAREER HIGHLIGHTS:

- X Super Bowl LV Champion.

### 2022 HIGHLIGHTS:

- X Was elevated from the practice squad for Week 3 vs. Green Bay.

### 2021 HIGHLIGHTS:

- X Spent Weeks 1-6 on Injured Reserve.
- X Signed to Tampa Bay's practice squad prior to Week 7. Spent the remainder of the season on the practice squad.

### COLLEGE:

- X Started 42-of-49 career games at Boise State (2016-19), earning first-team All-Mountain West honors as both a junior and senior, while earning honorable mention honors as a junior.
- X As a senior (2019), started all 13 games and was part of an offense that ranked 19th in the NCAA in scoring.

- X In 2018, started all 13 games, helping protect Mountain West Player of the Year Brett Rypien, who led a Broncos offense that ranked 18th in the country in passing offense. Also helped block for another 1,000-yard rusher, the 10th-consecutive season the program produced one.
- X Appeared in 14 games, with 13 starts as a redshirt sophomore (2017), helping block for Alexander Mattison's 1,086-yard rushing campaign, the school's ninth-consecutive season with a 1,000-yard rusher.
- X Saw action in seven games, with three starts as a redshirt freshman (2016), and was part of the Boise State offensive line that was a semi-finalist for the Joe Moore Award, given annually to college football's top offensive line unit.
- X Redshirted in 2015.
- X Spent two seasons at Oregon (2016-17), before leaving the program.

### PERSONAL:

- X Attended Faith Lutheran High School (Las Vegas, Nevada).

# #28

## QUANDRE MOSELY

**CORNERBACK**

**HT:** 6-2 **WT:** 195

**DOB:** 5/18/99

**NFL:** ROOKIE

**ACQ:** FA, 2022

**COLLEGE:** KENTUCKY

# BUGS

### TRANSACTIONS:

- X Originally entered the NFL as a college free agent with the Dallas Cowboys on May 13, 2022.
- X Was waived by the Cowboys on August 23, 2022.
- X Was signed to Tampa Bay's practice squad on October 11, 2022.

### COLLEGE/PERSONAL:

- X Appeared in 36 games during his three seasons at Kentucky (2019-21), totaling 69 tackles (three for loss), 1.0 sacks, 13 passes defended, three interceptions (one returned for a touchdown).

- X Prior to playing at Kentucky, spent two seasons at Eastern Arizona Community College.
- X Attended Glynn Academy High School in Brunswick, Georgia.
- X His parents are Karen and Andre Mosely.
- X Has four siblings.

# #94

## WILLINGTON PREVILON

**DEFENSIVE LINEMAN**

**HT:** 6-5 **WT:** 285

**DOB:** 5/19/97

**NFL:** 1ST YEAR

**ACQ:** FA, 2021

**COLLEGE:** RUTGERS



### TRANSACTIONS:

- X Originally entered the league as a college free agent with the Green Bay Packers on April 29, 2020. Waived on Sept. 5, 2020.
- X Signed to Green Bay's practice squad on Sept. 6, 2020.
- X Declared a free agent following the 2020 season prior to re-signing with Green Bay on Jan. 25, 2021. Waived on Aug. 31, 2021.
- X Signed to the Packers' practice squad on Sept. 1, 2021. Released on Sept. 2.
- X Signed to the Tampa Bay Buccaneers' practice squad on Oct. 6, 2021.
- X Declared a free agent following the 2021 season prior to re-signing with Tampa Bay on Jan. 24, 2022.

### 2021 HIGHLIGHTS:

- X Spent Weeks 5-18 on Tampa Bay's practice squad.
- X Was a member of the Buccaneers' practice squad for both playoff games.

### COLLEGE:

- X Played in 36 games, with 18 starts, over five seasons at Rutgers (2015-19), registering 71 tackles (12.5 for loss), 4.0 sacks and three passes defended.

- X As a senior in 2019, earned All-Big Ten honorable mention from the media and was selected as the team's most valuable player after recording 35 tackles, including a team-high 7.5 tackles for loss.
- X Played in all 12 games as a redshirt junior (2018), tallying 23 tackles (three for loss) and 2.0 sacks.
- X Appeared in 12 games with four starts in 2017, accumulating 13 tackles, two passes defended and 1.0 sack.
- X Redshirted as a true freshman in 2015 and did not see game action as a redshirt freshman in 2016.

### PERSONAL:

- X Attended Orange High School (Orange, New Jersey).
- X Rated as a three-star prospect and the No. 4 defensive end by Scout. Pegged the No. 26 overall recruit in New Jersey by ESPN.com.

# #51

## J.J. RUSSELL

LINEBACKER

HT: 6-1 WT: 225

DOB: 10/12/98

NFL: ROOKIE

ACQ: FA, 2022

COLLEGE: MEMPHIS



### ACQUIRED BY BUCS:

- X Signed by Tampa Bay as a college free agent on May 13, 2022.

### 2022 HIGHLIGHTS:

- X Was elevated from the practice squad prior to Week 8 vs. Baltimore, appearing on special teams.

### COLLEGE:

- X Spent five seasons at Memphis (2017-21), appearing in 61 games, while starting 50 of those contests, compiling 306 tackles (24 for loss), eight passes defended, 5.0 sacks, five forced fumbles, two fumble recoveries, one interception and one blocked kick.
- X Named first-team All-American Athletic Conference (AAC) as a fifth-year senior in 2021, ranking fourth in the nation in solo tackles per game (6.5) and ninth in total tackles per game (10.2), while leading the AAC in both statistics. Started all 12 games for the Tigers, registering 123 tackles (78 solo, 6.5 for loss), 1.0 sack, one interception, one pass defended and one forced fumble.

- X Started all 11 games in 2020, totaling 58 tackles (3.5 for loss), three passes defended and one forced fumble.
- X Part of a 2019 Memphis team that won the AAC Championship and earned a berth in the Goodyear Cotton Bowl Classic, recording 58 tackles (5.5 for loss) and 1.0 sack.
- X As a sophomore in 2018, Russell started 13-of-14 games played, tallying 58 tackles (8.5 for loss), 3.0 sacks, three forced fumbles and one fumble recovery.
- X Saw time in all 10 games as a true freshman in 2017, notching nine tackles and one blocked kick.

### PERSONAL:

- X Attended Grenada High School (Grenada, Mississippi), where he was an all-state performer.
- X A consensus top-75 outside linebacker in the nation by ESPN.com (No. 54), Scout.com (No. 63) and 247Sports (No. 71).
- X Played in the Mississippi-Alabama All-Star Game.

# #33 RYAN SMITH

**CORNERBACK**

**HT: 6-0 WT: 190**

**DOB: 9/7/93**

**NFL: 7TH YEAR**

**ACQ: FA, 2022**

**COLLEGE: NORTH CAROLINA CENTRAL**



## ACQUIRED BY BUCS:

- X Signed to Tampa Bay's practice squad on October 31, 2022.

## ORIGINALLY ENTERED NFL:

- X Selected in the fourth round (108th overall) of the 2016 NFL Draft by the Buccaneers.

## CAREER HIGHLIGHTS:

- X Has played in 77 career games, with 17 starts, recording 100 tackles, one interception, 12 passes defended, four forced fumbles and two fumble recoveries.
- X On special teams, has returned 10 kickoffs for 169 yards (16.9 avg.) with a long of 24, and added 12 tackles and two forced fumbles.
- X Snagged first career interception (Nick Mullens) in win vs. San Francisco (11/25/18).
- X Recorded first career fumble recovery, which he also forced, in win at Miami (11/19/17).
- X Blocked a PAT at New Orleans (11/5/17).
- X Made first NFL start at Minnesota (9/24/17).
- X Registered first career forced fumble in win vs. Chicago (9/17/17).
- X With Buccaneers leading 16-11 in the fourth quarter vs. New Orleans (12/11/16), kept a Tampa Bay punt from going into the end zone with a leaning save at the goal line, which was downed at the one-yard line.
- X Made NFL debut vs. Los Angeles Rams (9/25/16).

## COLLEGE:

- X Attended North Carolina Central (2011-15), finishing his career starting 42-of-45 games, with 263 tackles, seven tackles

for loss, 31 passes defended, eight fumble recoveries, seven interceptions, one forced fumble and one blocked kick. Also returned 14 kickoffs for 394 yards, with one touchdown.

- X Set a school record for solo tackles (168) and kickoff return yard average (28.1).
- X Voted second-team All-Mid-Eastern Athletic Conference (MEAC) as both a defensive back and a kick returner, after recording 52 tackles, 1.5 tackles for loss, 11 passes defended and two interceptions, to go along with 14 kickoff returns for 394 yards with one touchdown.
- X His 11 passes defended were third in the MEAC, while his 28.1 yards per kick return led the conference and ranked 10th in the FCS.
- X As a redshirt junior (2014), started all 12 games, registering 58 tackles, 1.5 tackles for loss, seven passes defended and one fumble recovery.
- X Started all 12 games as a redshirt sophomore (2013), tallying 88 tackles, 1.5 tackles for loss, five passes defended, three fumble recoveries, two interceptions, one forced fumble and one blocked kick.
- X Selected to the College Sports Journal FCS Freshman All-America team, following his redshirt freshman season (2012), when he notched 65 tackles, 2.5 tackles for loss, eight passes defended, four fumble recoveries and three interceptions.
- X Led the MEAC and tied for second among FCS leaders with four fumble recoveries.
- X Named MEAC Defensive Player of the Week after recording six tackles, three

passes defended and an interceptions in a win at Savannah State (9/22/12).

- X Chosen as the MEAC Rookie of the Week after posting seven tackles, one interception and one fumble recovery in a win against Hampton (10/18/12).
- X Redshirted in 2011.
- X Graduated with a degree in criminal justice.

### **PERSONAL:**

- X Attended Dr. Henry A. Wise, Jr. High School (Upper Marlboro, Maryland).
- X Selected first-team County 4A All-League and Maryland Big School All-State Honorable Mention.
- X Son of Damon and Traci Richardson.
- X Younger brother Tre was a teammate at NCCU.
- X Born Ryan Smith on September 7, 1993 in Augsburg, Germany.

### **COMMUNITY:**

- X In December 2016, visited patients battling illness at All Children's Hospital in St. Petersburg to raise their spirits during the holidays.

- X In December 2016, congratulated Pizzo Elementary students and teachers for winning the Florida Dairy Council Defend Your Turf Challenge, hosting Play 60 drills and sharing the importance of a healthy diet.

- X In October 2016, joined teammates and the entire Buccaneers business operations staff for the team's "Hometown Huddle", helping to refurbish the Sulphur Springs K-8 School and Community Center and interact with students.

- X In September 2016, visited Moffitt Cancer Center in Tampa to visit with families battling cancer and run Play 60 drills for the children of patients and staff.

- X In June 2016, hosted a Play 60 event for children from the Jackson Heights NFL Y.E.T. Center.

- X In June 2016, toured MacDill Air Force Base to greet military servicemen and servicewomen and learn about the important role that the base plays in the Tampa community and beyond.

- X In May 2016, went bowling with rookie or first-year firefighters and paramedics from the City of Tampa.



## SMITH'S CAREER STATISTICS

| Year              | Team      | GP        | GS        | Tackles    |           |           | Sk       | Yds      | INT      |          |          |          | Fumbles   |          |          | ST Tackles |           |           |          |
|-------------------|-----------|-----------|-----------|------------|-----------|-----------|----------|----------|----------|----------|----------|----------|-----------|----------|----------|------------|-----------|-----------|----------|
|                   |           |           |           | T          | S         | A         |          |          | No       | Yds      | Lg       | TD       | PD        | FF       | FR       | Yds        | T         | S         | A        |
| 2016              | Tampa Bay | 14        | 0         | 0          | 0         | 0         | 0        | 0        | 0        | 0        | 0        | 0        | 0         | 0        | 0        | 0          | 1         | 1         | 0        |
| 2017              | Tampa Bay | 15        | 10        | 61         | 50        | 11        | 0        | 0        | 0        | 0        | 0        | 0        | 5         | 2        | 1        | 0          | 2         | 2         | 0        |
| 2018              | Tampa Bay | 16        | 6         | 33         | 28        | 5         | 0        | 0        | 1        | 0        | 0        | 0        | 6         | 1        | 1        | 3          | 5         | 5         | 0        |
| 2019              | Tampa Bay | 12        | 0         | 4          | 3         | 1         | 0        | 0        | 0        | 0        | 0        | 0        | 1         | 1        | 0        | 0          | 7         | 7         | 0        |
| 2020              | Tampa Bay | 16        | 0         | 0          | 0         | 0         | 0        | 0        | 0        | 0        | 0        | 0        | 0         | 0        | 0        | 0          | 4         | 4         | 0        |
| 2021              | Chargers  | 4         | 1         | 2          | 1         | 1         | 0        | 0        | 0        | 0        | 0        | 0        | 0         | 0        | 0        | 0          | 3         | 3         | 0        |
| <b>NFL Totals</b> |           | <b>77</b> | <b>17</b> | <b>100</b> | <b>80</b> | <b>20</b> | <b>0</b> | <b>0</b> | <b>1</b> | <b>0</b> | <b>0</b> | <b>0</b> | <b>12</b> | <b>4</b> | <b>2</b> | <b>3</b>   | <b>22</b> | <b>22</b> | <b>0</b> |

| YEAR          | TEAM      | NO        | KICKOFF RETURNS |             |           |          | NO       | FC       | PUNT RETURNS |          |          |          |
|---------------|-----------|-----------|-----------------|-------------|-----------|----------|----------|----------|--------------|----------|----------|----------|
|               |           |           | YDS             | AVG         | LG        | TD       |          |          | YDS          | AVG      | LG       | TD       |
| 2016          | Tampa Bay | 10        | 169             | 16.9        | 24        | 0        | 0        | 0        | 0            | -        | -        | 0        |
| <b>Totals</b> |           | <b>10</b> | <b>169</b>      | <b>16.9</b> | <b>24</b> | <b>0</b> | <b>0</b> | <b>0</b> | <b>0</b>     | <b>-</b> | <b>-</b> | <b>0</b> |

### ADDITIONAL STATS

**ST Forced Fumbles:** 2 - 1 in 2019;  
1 in 2017

# #83

## DEVEN THOMPKINS

WIDE RECEIVER

HT: 5-8 WT: 155

DOB: 12/23/99

NFL: ROOKIE

ACQ: FA, 2022

COLLEGE: UTAH STATE



### ACQUIRED BY BUCS:

- X Signed by Tampa Bay as a college free agent on May 13, 2022.

### 2022 HIGHLIGHTS:

- X Was elevated from the practice squad in advance of Week 5 vs. Atlanta, but was inactive.

### COLLEGE:

- X Played four seasons at Utah State (2018-21), appearing in 40 games, recording 171 receptions for 2,519 receiving yards and 15 touchdowns.
- X Finished his career third all-time in Utah State program history for receptions and receiving yards, while finishing fourth in 100-yard receiving games (nine).
- X Established single-season school records in 2021 with 102 receptions for 1,704 yards, adding 10 touchdowns.
- X Ranked second in the FBS with his 1,704 receiving yards in 2021, earning Associated Press third-team All-America recognition and first-team All-Mountain West Conference honors.

- X Recorded six consecutive 100-yard receiving performances during the 2021 season – the longest-such streak in the nation.
- X Named Offensive MVP of the Jimmy Kimmel LA Bowl, making six receptions for 115 yards and a touchdown in Utah State's win over Oregon State.
- X As a junior in 2020, started 3-of-4 games played during the condensed season due to the COVID-19 pandemic, leading the team with 20 receptions for 214 yards, including one touchdown.
- X Appeared in 12 games as a sophomore in 2019, tallying 40 receptions for 536 yards and four touchdowns.
- X Saw time in all 13 games as a true freshman in 2018, finishing with nine receptions for 65 yards.

### PERSONAL:

- X Attended both Dunbar and Bishop Verot High Schools (Fort Myers, Florida), earning all-state honors twice during his high school career.
- X Also competed in track & field at Bishop Verot High School.

# #89 DAVID WELLS

**TIGHT END****HT:** 6-6 **WT:** 260**DOB:** 5/2/95**NFL:** 3RD YEAR**ACQ:** FA, 2022**COLLEGE:** SAN DIEGO STATE**TRANSACTIONS:**

- X Originally entered the league as a college free agent with the Dallas Cowboys on April 30, 2018. Waived on Sept. 1, 2018.
- X Signed to the Kansas City Chiefs' practice squad on Sept. 18, 2018. Released on Oct. 8, 2018.
- X Returned to Kansas City's practice squad on Oct. 10, 2018. Promoted to the active roster on Jan. 22, 2019.
- X Declared a free agent following the 2018 season prior to re-signing with Kansas City on March 18, 2020.
- X Signed to the New England Patriots' practice squad on Nov. 10, 2020. Released on Nov. 16, 2020.
- X Signed by the Patriots on July 23, 2021. Waived on Aug. 15, 2021.
- X Signed by the Atlanta Falcons on Aug. 20, 2021. Waived on Aug. 31, 2021.
- X Signed to Atlanta's practice squad on Sept. 1, 2021. Released on Sept. 14, 2021.
- X Signed to the Indianapolis Colts' practice squad on Sept. 28, 2021. Released on Oct. 5, 2021.
- X Signed to the Arizona Cardinals' practice squad on Oct. 20, 2021. Released on Dec. 21, 2021.
- X Returned to the Cardinals' practice squad on Dec. 23, 2021.
- X Declared a free agent following the 2021 season prior to re-signing with the Cardinals on Jan. 19, 2022. Waived on July 29, 2022.
- X Signed by the Tennessee Titans on Aug. 13, 2022. Released on Aug. 30, 2022.

- X Signed to Tennessee's practice squad on Aug. 31, 2022. Released on Sept. 2, 2022.
- X Signed to Tampa Bay's practice squad on Sept. 14, 2022. Waived on Sept. 26, 2022. Re-signed to the team's practice squad on Oct. 19, 2022.

**CAREER HIGHLIGHTS:**

- X Has played in three career games, with one start, all for the Arizona Cardinals in 2021.

**COLLEGE/PERSONAL:**

- X Started 24-of-52 games he played over five years at San Diego State (2014-17), recording 38 receptions for 449 yards (11.8 avg.) and six touchdowns.
- X Named second-team All-Mountain West in back-to-back seasons from 2016-17.
- X Attended Clovis North High School (Clovis, California), where he helped lead his team to a CIF Central Section Division I championship in 2012.





# #38

## KENJON BARNER

**RUNNING BACK**

**HT:** 5-9 **WT:** 195

**DOB:** 4/23/89

**NFL:** 8TH YEAR

**ACQ:** FA, 2021

**COLLEGE:** OREGON



### ACQUIRED BY BUCS:

- X Signed to Tampa Bay's practice squad on December 15, 2021. Promoted to the active roster on January 24, 2022.

### ORIGINALLY ENTERED NFL:

- X Originally entered the NFL as a sixth-round pick (182nd overall) of the Carolina Panthers in the 2013 NFL Draft.

### AWARDS & ACCOLADES:

- X NFC Special Teams Player of the Week (Week 5, 2017)

### CAREER HIGHLIGHTS:

- X Has played in 75 career regular season games, with one start, rushing 104 times for 416 yards and three touchdowns, while catching 28 passes for 152 yards.
- X Also has 91 career punt returns for 677 yards, with one touchdown, and 55 kickoff returns for 1,291 yards.
- X Spent time with Carolina Panthers (2013, 2018), Philadelphia Eagles (2014-17), New England Patriots (2018) and Atlanta Falcons (2019).
- X A member of the Super Bowl LII Champion Philadelphia Eagles and Super Bowl LV Champion Buccaneers.
- X Tallied first career punt return touchdown at Carolina (11/17/19), returning the punt 78 yards for a score.
- X Recorded a 76-yard punt return against Arizona (10/8), finishing the game with a career-high 110 punt return yards, earning NFC Special Teams Player of the Week.

### 2021 HIGHLIGHTS:

- X Signed to Tampa Bay's practice squad prior to Week 15.

- X Elevated from the practice squad for four games.
- X Made season debut at Carolina (12/26), returning five punts for 44 yards.
- X Returned one punt for three yards at N.Y. Jets (1/2).
- X Played nine offensive snaps against Carolina in Week 18 (1/9/22).
- X Inactive for Tampa Bay's Super Wild Card victory over Philadelphia (1/16).

### COLLEGE/PERSONAL:

- X Played in 49 games, with 20 starts, finishing his career ranked second in school history in rushing yards (3,623) and all-purpose yards (5,848) and tied for second in program history in rushing touchdowns (41).
- X Named first-team All-American and first-team All-Pac-12 as a senior in 2012, after rushing for 1,797 yards (second-most in school history) and a program-record 21 rushing touchdowns.
- X Set an Oregon record with 321 rushing yards against USC, while matching a career-high with five rushing touchdowns.
- X Attended Notre Dame High School (Riverside, California)

## BARNER'S CAREER STATISTICS

| YEAR              | TEAM         | RUSHING   |          |            |            |            |           |          | RECEIVING |            |            |           |          |
|-------------------|--------------|-----------|----------|------------|------------|------------|-----------|----------|-----------|------------|------------|-----------|----------|
|                   |              | GP        | GS       | ATT        | YDS        | AVG        | LG        | TD       | NO.       | YDS        | AVG        | LG        | TD       |
| 2013              | Carolina     | 8         | 0        | 6          | 7          | 1.2        | 2         | 0        | 2         | 7          | 3.5        | 5         | 0        |
| 2015              | Philadelphia | 10        | 0        | 28         | 124        | 4.4        | 19        | 0        | 9         | 22         | 2.4        | 12        | 0        |
| 2016              | Philadelphia | 13        | 0        | 27         | 129        | 4.8        | 19        | 2        | 5         | 42         | 8.4        | 15        | 0        |
| 2017              | Philadelphia | 13        | 1        | 16         | 57         | 3.6        | 18        | 1        | 5         | 56         | 11.2       | 22        | 0        |
| 2018              | CAR/NE       | 9         | 0        | 19         | 71         | 3.7        | 11        | 0        | 1         | 3          | 3.0        | 3         | 0        |
| 2019              | Atlanta      | 14        | 0        | 4          | 28         | 7.0        | 12        | 0        | 6         | 22         | 3.7        | 13        | 0        |
| 2020              | Tampa Bay    | 6         | 0        | 0          | 0          | 0.0        | 0         | 0        | 0         | 0          | 0.0        | 0         | 0        |
| 2021              | Tampa Bay    | 3         | 0        | 4          | 0          | 0.0        | 0         | 0        | 0         | 0          | 0.0        | 0         | 0        |
| <b>NFL Totals</b> |              | <b>75</b> | <b>1</b> | <b>104</b> | <b>416</b> | <b>4.0</b> | <b>19</b> | <b>3</b> | <b>28</b> | <b>152</b> | <b>5.4</b> | <b>22</b> | <b>0</b> |

| YEAR          | TEAM         | KICKOFF RETURNS |              |             |           |          | PUNT RETURNS |           |            |            |           |          |
|---------------|--------------|-----------------|--------------|-------------|-----------|----------|--------------|-----------|------------|------------|-----------|----------|
|               |              | NO              | YDS          | AVG         | LG        | TD       | NO           | FC        | YDS        | AVG        | LG        | TD       |
| 2013          | Carolina     | 2               | 17           | 8.5         | 17        | 0        | 0            | 0         | 0          | 0.0        | 0         | 0        |
| 2015          | Philadelphia | 1               | 10           | 10.0        | 10        | 0        | 1            | 0         | -3         | -3.0       | -3        | 0        |
| 2016          | Philadelphia | 9               | 277          | 30.8        | 61        | 0        | 2            | 0         | 22         | 11.0       | 22        | 0        |
| 2017          | Philadelphia | 10              | 194          | 19.4        | 27        | 0        | 27           | 15        | 240        | 8.9        | 76        | 0        |
| 2018          | CAR/NE       | 9               | 220          | 24.4        | 37        | 0        | 7            | 6         | 29         | 4.1        | 13        | 0        |
| 2019          | Atlanta      | 17              | 406          | 23.9        | 47        | 0        | 35           | 1         | 267        | 7.6        | 78        | 1        |
| 2020          | Tampa Bay    | 7               | 167          | 23.9        | 33        | 0        | 13           | 0         | 75         | 5.8        | 21        | 0        |
| 2021          | Tampa Bay    | 0               | 0            | 0.0         | 0         | 0        | 6            | 1         | 47         | 7.8        | 20        | 0        |
| <b>Totals</b> |              | <b>55</b>       | <b>1,291</b> | <b>23.5</b> | <b>61</b> | <b>0</b> | <b>80</b>    | <b>22</b> | <b>610</b> | <b>7.6</b> | <b>78</b> | <b>1</b> |

### ADDITIONAL STATISTICS:

Fumbles-Lost: 10-2 - 4-1 in 2019; 1-0 in 2018; 3-0 in 2017; 1-1 in 2015; 1-0 in 2013

Misc. Tackles: 1 - 1 in 2019

ST Tackles: 2 - 1 in 2020; 1 in 2018

## BARNER'S GAME-BY-GAME STATISTICS

### 2021

| DATE          | OPP  | KICKOFF RETURNS |          |            |          |          | PUNT RETURNS |          |           |            |           |          |
|---------------|------|-----------------|----------|------------|----------|----------|--------------|----------|-----------|------------|-----------|----------|
|               |      | NO              | YDS      | AVG        | LG       | TD       | NO           | FC       | YDS       | AVG        | LG        | TD       |
| Sept. 9       | DAL  |                 |          |            |          |          |              |          |           |            |           |          |
| Sept. 19      | ATL  |                 |          |            |          |          |              |          |           |            |           |          |
| Sept. 26      | @LAR |                 |          |            |          |          |              |          |           |            |           |          |
| Oct. 3        | @NE  |                 |          |            |          |          |              |          |           |            |           |          |
| Oct. 10       | MIA  |                 |          |            |          |          |              |          |           |            |           |          |
| Oct. 14       | @PHI |                 |          |            |          |          |              |          |           |            |           |          |
| Oct. 24       | CHI  |                 |          |            |          |          |              |          |           |            |           |          |
| Oct. 31       | @NO  |                 |          |            |          |          |              |          |           |            |           |          |
| Nov. 14       | @WAS |                 |          |            |          |          |              |          |           |            |           |          |
| Nov. 22       | NYG  |                 |          |            |          |          |              |          |           |            |           |          |
| Nov. 28       | @IND |                 |          |            |          |          |              |          |           |            |           |          |
| Dec. 5        | @ATL |                 |          |            |          |          |              |          |           |            |           |          |
| Dec.12        | BUF  |                 |          |            |          |          |              |          |           |            |           |          |
| Dec. 19       | NO   |                 |          |            |          |          |              |          |           |            |           |          |
| Dec. 26       | @CAR | 0               | 0        | 0.0        | 0        | 0        | 5            | 0        | 44        | 8.8        | 20        | 0        |
| Jan. 2        | @NYJ | 0               | 0        | 0.0        | 0        | 0        | 1            | 1        | 3         | 3.0        | 3         | 0        |
| Jan. 9        | CAR  | 0               | 0        | 0.0        | 0        | 0        | 0            | 0        | 0         | 0.0        | 0         | 0        |
| <b>TOTALS</b> |      | <b>0</b>        | <b>0</b> | <b>0.0</b> | <b>0</b> | <b>0</b> | <b>6</b>     | <b>1</b> | <b>47</b> | <b>7.8</b> | <b>20</b> | <b>0</b> |



# #58

## SHAQUIL BARRETT

OUTSIDE LINEBACKER

HT: 6-2 WT: 250

DOB: 11/17/92

NFL: 9TH YEAR

ACQ: UFA (DEN), 2019

COLLEGE: COLORADO STATE



### ACQUIRED BY BUCS:

- X Signed by Tampa Bay on March 18, 2019, as an unrestricted free agent from the Denver Broncos.

### ORIGINALLY ENTERED NFL:

- X Originally entered the NFL as a college free agent with the Denver Broncos on May 16, 2014.

### AWARDS & ACCOLADES:

- X 2x Super Bowl Champion (50, LV)
- X 2019 AP Second-Team All-Pro
- X 2x Pro Bowl Selection (2019, 2021)
- X 2x NFC Defensive Player of the Week (Week 2, 2019; Week 3, 2020).
- X NFC Defensive Player of the Month (September, 2019).

### CAREER HIGHLIGHTS:

- X Spent his first five seasons with the Denver Broncos (2014-18)
- X Has played in 115 regular season games, with 69 starts, totaling 331 tackles (70 for loss), 116 quarterback hits, 54.5 sacks, 19 forced fumbles, two interceptions, 16 passes defended and five fumble recoveries. Also has 17 career special teams tackles, two blocked extra points and a blocked punt.
- X Has played in nine postseason games, with four starts, recording 14 tackles (four for loss), eight quarterback hits, 4.0 sacks, one interception and one special teams tackle.
- X During Tampa Bay's Super Bowl LV Championship run, Barrett tallied 4.0 sacks, tied for the most sacks in a single postseason in Buccaneers history.

- X In the 2020 NFC Championship Game at Green Bay (1/24/21), registered 3.0 sacks, tying Warren Sapp for the most in a single postseason contest in franchise history.

- X Barrett's 16 strip sacks since 2015 are tied for the fifth-most in the NFL and his 19 total forced fumbles are tied for the seventh-most. Since joining Tampa Bay in 2019, Barrett is tied for the league lead in strip sacks (12) and his 12 forced fumbles are the fourth-most in the NFL.

- X Barrett has 39.5 sacks since joining the Buccaneers in 2019, the fifth-most in the NFL during that time and the fifth-most in franchise history.

- X Barrett has eight multi-sack games since 2019, third-most in the NFL during that time.

- X Since the start of the 2019 season, when Barrett joined Tampa Bay, he is fifth in the NFL in quarterback hits (80).

- X Earned first career Pro Bowl selection for the 2019 season when he led the NFL in sacks (19.5) and quarterback hits (37), while ranking second in tackles for loss (19) and third in forced fumbles (6).

- X His 19.5 sacks in 2019 set a Tampa Bay single-season franchise record as he became the first Buccaneer to lead the NFL in sacks.

- X Barrett's 19.5 sacks are the most in a single season by an undrafted player in NFL history.

- X Recorded three games with 3+ sacks in 2019, tied for the second-most such games in a single season in league history, trailing only Lawrence Taylor's four in 1986.
- X His nine sacks in Weeks 1-4 of 2019 tied an NFL record for the most through four games of a season. He added three forced fumbles and one interception on his way to being named NFC Defensive Player of the Month for September.
- X Posted a career-best 4.0 sacks against N.Y. Giants (9/22/19), while adding two forced fumbles.
- X Tallied a then-career-high three sacks in Thursday Night Football win at Carolina (9/12/19), a performance which earned him NFC Defensive of Player of the Week. Became second Buccaneers player (since at least 1991) to record three sacks in a single quarter, joining Simeon Rice (12/1/02).
- X Tampa Bay's 2020 defense led the league in rushing yards allowed per game (80.6) and yards allowed per rush (3.60), while ranking sixth in yards allowed per play (5.12), sixth in yards allowed per game (327.1), ranking tied for second in tackles for loss (91), tied for fourth in sacks (48.0) and tied for fifth in takeaways (25).
- X A key contributor on the Buccaneers defense in 2019, which led the league in rushing yards allowed and opposing rushing average.
- X Played in three postseason games in 2015, helping the Denver Broncos win Super Bowl 50.
- X Registered first career interception at L.A. Rams (9/29/19).
- X Blocked an extra point against Oakland (9/16/18) and vs. San Diego (10/30/16).
- X Blocked a punt vs. Cincinnati (11/19/17).
- X Made first career start at the Cleveland Browns (10/18/15), recording a career-high nine tackles (three for loss) and a career-high 1.5 sacks, to go along with a forced fumble, a fumble recovery and a pass defended.
- X Made NFL debut against the Baltimore Ravens (9/13/15).

## 2022 HIGHLIGHTS:

- X In the season opener against Dallas (9/11), tallied an eight-yard tackle-for-loss on



Cowboys RB Tony Pollard on an end-around attempt. Finished with two tackles (one for loss) and one quarterback hit.

- X In Week 2 at New Orleans, recorded five tackles (two for loss), three quarterback hits, 2.0 sacks and one forced fumble.
- X His strip sack in Week 2 marked his 12th since joining the Buccaneers in 2019, tying Chandler Jones for most in the NFL during that span. His 12 forced fumbles since 2019 rank fourth in the NFL.
- X Week 2 marked his eighth multi-sack game since joining the Buccaneers, tied for second-most in the NFL over that stretch.
- X Totaled 11 quarterback pressures through the first two weeks of the season, tied for second-most in the NFL.
- X Recorded five tackles in Week 3 vs. Green Bay.
- X Tallied four tackles in Week 4 vs. Kansas City.
- X Finished with five tackles and one quarterback hit in Week 5 vs. Atlanta.
- X Tallied three tackles in Week 6 at Pittsburgh.
- X Recorded two tackles in Week 7 at Carolina.
- X Finished with four tackles (three for loss), one sack and one quarterback hit before leaving with injury. His three tackles for loss tied his career high and marked his most since 9/27/20 at Denver.
- X Was placed on Injured Reserve prior to Week 9 vs. L.A. Rams.

## 2021 HIGHLIGHTS:

- X Contributed to a Buccaneers defense that allowed the fifth-fewest points per game (20.8) and seventh-fewest yards per play (5.20) while ranking third in the NFL in rush defense (92.5 yards per game), allowing the fourth-fewest

yards per pass play (5.97), recording the seventh-most sacks (47.0) and tying for the fifth-most takeaways (29).

- X Barrett totaled three strip-sacks this season, tied for the fifth-most in the NFL.
- X In the season opener against Dallas (9/9), tallied a 12-yard sack on Cowboys QB Dak Prescott with under two minutes remaining in the first half. Finished the game with four tackles and two quarterback hits.
- X In Week 2 against Atlanta (9/19), intercepted a Matt Ryan pass deflected by Vita Vea, helping set up a Buccaneers touchdown. Also notched two tackles.
- X Barrett was one of only four players in 2021 to have a sack and an interception through two games (also: Chicago LB Roquan Smith, Carolina LB Shaq Thompson & Minnesota LB Nick Vigil).
- X Notched five tackles (one for loss) and one quarterback hit vs. L.A. Rams (9/26).
- X At New England (10/3), had a six-yard sack of Patriots QB Mac Jones. Finished the game with three tackles (one for loss), one sack, two quarterback hits and a pass defensed.
- X Tallied 1.5 sacks against Miami (10/10), including a strip-sack of Dolphins QB Jacoby Brissett, with Buccaneers DL Ndamukong Suh recovering the fumble.
- X With his totals against the Dolphins, Barrett surpassed Jason Pierre Paul (30.5) for the sixth-most sacks in franchise history.
- X Registered five tackles (two for loss) and a sack at Philadelphia, his third consecutive game with a sack. Part of a defense that limited the Eagles to 213 total yards.
- X Against Chicago (10/24), tallied four tackles, a strip-sack and a fumble recovery.
- X Recorded four tackles and a quarterback hit at New Orleans (10/31).
- X At Washington (11/14), registered a quarterback hit.
- X Tallied two tackles and two quarterback hits against N.Y. Giants (11/22). Part of a defense that limited the Giants to 215 total yards, including 149 yards passing.
- X At Indianapolis (11/29), tied for the team lead in tackles, with eight, while posting two sacks, including a strip-sack of Colts QB Carson Wentz, with Barrett recovering the fumble.



- X With his totals against the Colts, Barrett (35.0 sacks with Tampa Bay) surpassed Brad Culpepper (33.0), Jason Pierre-Paul (33.0) and Chidi Ahanatou (34.5) for the sixth-most sacks in Buccaneers history.
- X Notched three tackles and a quarterback hit at Atlanta (12/5).
- X Registered five quarterback hits and 1.5 sacks in an overtime win against Buffalo (12/12). Barrett's five quarterback hits were a season high and the most by a Buccaneers player this year.
- X Recorded one quarterback hit against New Orleans (12/19). Part of a defense that limited the Saints to just 212 yards of offense and 3.5 yards per play.
- X Notched four tackles (two for loss), including a sack, as well as two passes defensed before leaving the game with an injury. Barrett's sack was one of seven by Tampa Bay on the day - the team's most in a single game since 2013.
- X Barrett was part of a defense that held Carolina to six points and 4.1 yards per play, en route to helping Tampa Bay clinch the team's first NFC South division title since 2007.
- X Inactive at N.Y. Jets (1/2/22) and vs. Carolina (1/9/22).
- X Tallied an interception in Tampa Bay's Super Wild Card Round win against Philadelphia (1/16/22), helping set up the final Buccaneers touchdown of the game.
- X Recorded three tackles against Los Angeles Rams in Divisional Round (1/23/22).

### **COLLEGE/PERSONAL:**

- X Played three seasons for Colorado State (2011-13) after transferring from the University of Nebraska-Omaha.

- X Started 35-of-38 games for CSU, totaling 246 tackles (32.5 for loss), 18.0 sacks, seven forced fumbles, six passes defended, four fumble recoveries, three interceptions (returned 101 yards) and three blocked kicks.
- X Named Mountain West Conference Defensive Player of the Year as a senior in 2013, after posting 12.0 sacks (seventh-most in the NCAA) and 20.5 tackles for loss (tied for the sixth-most in the NCAA).
- X Attended Boys Town High School (Boys Town, Nebraska), earning all-state honors as a defensive lineman and being named Athlete of the Year at Boys Town.
- X Born on November 17, 1992, in Baltimore.
- X Married to Jordanna, with daughters, Aaliyah and Arrayah, and sons, Shaquil Jr. and Braylon.



### **COMMUNITY:**

- X In 2020, Barrett - along with his wife Jordanna - launched the Fifty50 Foundation, aiming to serve children in the foster care system. Barrett represented his foundation in 2020 as part of the NFL's My Cause, My Cleats initiative.
- X For 2019 My Cause My Cleats, Barrett chose to support foster care by donating proceeds to the Realities of Children foundation.
- X Barrett participated in the Linebackers Light Up the Holidays event as part of the 2019 holiday season, helping surprise a group of children with a shopping spree at Target.
- X As part of Nurses Appreciation Week, Barrett partnered with Eat Right to donate 100 lunches to nurses at Tampa General Hospital.

## BARRETT'S CAREER STATISTICS

| Year              | Team      | GP         | GS        | Tackles    |            |           | Sk          | Yds          | INT      |           |           |          | Fumbles   |           |                   | ST Tackles |           |           |          |   |
|-------------------|-----------|------------|-----------|------------|------------|-----------|-------------|--------------|----------|-----------|-----------|----------|-----------|-----------|-------------------|------------|-----------|-----------|----------|---|
|                   |           |            |           | T          | S          | A         |             |              | No       | Yds       | Lg        | TD       | PD        | FF        | FR                | Yds        | T         | S         | A        |   |
| 2015              | Denver    | 16         | 6         | 41         | 28         | 13        | 5.5         | 39.0         | 0        | 0         | 0         | 0        | 4         | 4         | 2                 | 0          | 0         | 9         | 7        | 2 |
| 2016              | Denver    | 16         | 0         | 31         | 20         | 11        | 1.5         | 14.5         | 0        | 0         | 0         | 0        | 2         | 1         | 0                 | 0          | 0         | 5         | 3        | 2 |
| 2017              | Denver    | 16         | 9         | 36         | 30         | 6         | 4.0         | 19.0         | 0        | 0         | 0         | 0        | 0         | 2         | 1                 | 0          | 0         | 1         | 1        | 0 |
| 2018              | Denver    | 13         | 0         | 26         | 20         | 6         | 3.0         | 38.0         | 0        | 0         | 0         | 0        | 1         | 0         | 0                 | 0          | 0         | 2         | 2        | 0 |
| 2019              | Tampa Bay | 16         | 16        | 58         | 45         | 13        | 19.5        | 138.5        | 1        | 4         | 4         | 0        | 2         | 6         | 0                 | 0          | 0         | 0         | 0        | 0 |
| 2020              | Tampa Bay | 15         | 15        | 57         | 43         | 14        | 8.0         | 57.0         | 0        | 0         | 0         | 0        | 3         | 2         | 0                 | 0          | 0         | 0         | 0        | 0 |
| 2021              | Tampa Bay | 15         | 15        | 51         | 37         | 14        | 10.0        | 58.5         | 1        | 3         | 3         | 0        | 4         | 3         | 2                 | 4          | 0         | 0         | 0        | 0 |
| 2022              | Tampa Bay | 8          | 8         | 31         | 20         | 11        | 3.0         | 13.0         | 0        | 0         | 0         | 0        | 0         | 1         | 0                 | 0          | 0         | 0         | 0        | 0 |
| <b>NFL Totals</b> |           | <b>115</b> | <b>69</b> | <b>331</b> | <b>243</b> | <b>88</b> | <b>54.5</b> | <b>377.5</b> | <b>2</b> | <b>7</b>  | <b>4</b>  | <b>0</b> | <b>16</b> | <b>19</b> | <b>5</b>          | <b>4</b>   | <b>17</b> | <b>13</b> | <b>4</b> |   |
| <b>Playoffs</b>   |           |            |           |            |            |           |             |              |          |           |           |          |           |           | <b>ST Tackles</b> |            |           |           |          |   |
| Year              | Team      | GP         | GS        | Tackles    |            |           | Sk          | Yds          | INT      |           |           |          | Fumbles   |           |                   | Tackles    |           |           |          |   |
|                   |           |            |           | T          | S          | A         |             |              | No       | Yds       | Lg        | TD       | PD        | FF        | FR                | Yds        | T         | S         | A        |   |
| 2015              | Denver    | 3          | 0         | 2          | 0          | 2         | 0.0         | 0.0          | 0        | 0         | 0         | 0        | 0         | 0         | 0                 | 0          | 1         | 1         | 0        |   |
| 2020              | Tampa Bay | 4          | 4         | 9          | 6          | 3         | 4.0         | 24.0         | 0        | 0         | 0         | 0        | 0         | 0         | 0                 | 0          | 0         | 0         | 0        |   |
| 2021              | Tampa Bay | 2          | 2         | 3          | 2          | 1         | 0.0         | 0.0          | 1        | 17        | 17        | 0        | 1         | 0         | 0                 | 0          | 0         | 0         | 0        |   |
| <b>Postseason</b> |           | <b>9</b>   | <b>6</b>  | <b>14</b>  | <b>8</b>   | <b>6</b>  | <b>4.0</b>  | <b>24.0</b>  | <b>1</b> | <b>17</b> | <b>17</b> | <b>0</b> | <b>1</b>  | <b>0</b>  | <b>0</b>          | <b>0</b>   | <b>1</b>  | <b>1</b>  | <b>0</b> |   |

### SINGLE-GAME HIGHS

**Tackles:** 9, at Cleveland, 10/18/15 (w/Denver)  
**Sacks:** 4.0, vs. N.Y. Giants, 9/22/18  
**Interceptions:** 1, twice, last vs. Atlanta, 9/19/21  
 (Also one in postseason: vs. Philadelphia, 1/16/22)  
**Passes Defensed:** 2, twice, last at Carolina, 12/26/21  
**Forced Fumbles:** 2, vs. N.Y. Giants, 9/22/18  
**Fumble Recoveries:** 1, five times, last at Indianapolis, 11/28/21  
**Safeties:** 1, at Denver, 9/27/20

## BARRETT'S GAME-BY-GAME STATISTICS

**2022**

| DATE          | OPP  | TACKLES   |           |           |          |            |             |          | INTERCEPTIONS |          |          |          | FUMBLES  |          |          | ST TACKLES |          |          |          |
|---------------|------|-----------|-----------|-----------|----------|------------|-------------|----------|---------------|----------|----------|----------|----------|----------|----------|------------|----------|----------|----------|
|               |      | T         | S         | A         | TFL      | SK         | YDS         | QH       | NO            | YDS      | LG       | TD       | PD       | FF       | FR       | YDS        | T        | S        | A        |
| Sept. 11      | @DAL | 2         | 2         | 0         | 1        | 0.0        | 0.0         | 1        | 0             | 0        | 0        | 0        | 0        | 0        | 0        | 0          | 0        | 0        | 0        |
| Sept. 18      | @NO  | 5         | 5         | 0         | 2        | 2.0        | 10.0        | 3        | 0             | 0        | 0        | 0        | 0        | 1        | 0        | 0          | 0        | 0        | 0        |
| Sept. 25      | GB   | 5         | 3         | 2         | 0        | 0.0        | 0.0         | 0        | 0             | 0        | 0        | 0        | 0        | 0        | 0        | 0          | 0        | 0        | 0        |
| Oct. 2        | KC   | 4         | 2         | 2         | 0        | 0.0        | 0.0         | 0        | 0             | 0        | 0        | 0        | 0        | 0        | 0        | 0          | 0        | 0        | 0        |
| Oct. 9        | ATL  | 5         | 3         | 2         | 0        | 0.0        | 0.0         | 1        | 0             | 0        | 0        | 0        | 0        | 0        | 0        | 0          | 0        | 0        | 0        |
| Oct. 16       | @PIT | 3         | 2         | 1         | 0        | 0.0        | 0.0         | 0        | 0             | 0        | 0        | 0        | 0        | 0        | 0        | 0          | 0        | 0        | 0        |
| Oct. 23       | @CAR | 2         | 0         | 2         | 0        | 0.0        | 0.0         | 0        | 0             | 0        | 0        | 0        | 0        | 0        | 0        | 0          | 0        | 0        | 0        |
| Oct. 27       | BAL  | 4         | 3         | 1         | 3        | 1.0        | 3.0         | 1        | 0             | 0        | 0        | 0        | 0        | 0        | 0        | 0          | 0        | 0        | 0        |
| Nov. 6        | LAR  |           |           |           |          |            |             |          |               |          |          |          |          |          |          |            |          |          |          |
| Nov. 13       | SEA  |           |           |           |          |            |             |          |               |          |          |          |          |          |          |            |          |          |          |
| Nov. 27       | @CLE |           |           |           |          |            |             |          |               |          |          |          |          |          |          |            |          |          |          |
| Dec. 5        | NO   |           |           |           |          |            |             |          |               |          |          |          |          |          |          |            |          |          |          |
| Dec. 11       | @SF  |           |           |           |          |            |             |          |               |          |          |          |          |          |          |            |          |          |          |
| Dec. 18       | CIN  |           |           |           |          |            |             |          |               |          |          |          |          |          |          |            |          |          |          |
| Dec. 25       | @ARI |           |           |           |          |            |             |          |               |          |          |          |          |          |          |            |          |          |          |
| Jan. 1        | CAR  |           |           |           |          |            |             |          |               |          |          |          |          |          |          |            |          |          |          |
| Jan. 7/8      | @ATL |           |           |           |          |            |             |          |               |          |          |          |          |          |          |            |          |          |          |
| <b>TOTALS</b> |      | <b>31</b> | <b>20</b> | <b>11</b> | <b>6</b> | <b>3.0</b> | <b>13.0</b> | <b>6</b> | <b>0</b>      | <b>0</b> | <b>0</b> | <b>0</b> | <b>0</b> | <b>1</b> | <b>0</b> | <b>0</b>   | <b>0</b> | <b>0</b> | <b>0</b> |

# #25

## GIOVANI BERNARD

**RUNNING BACK**

**HT:** 5-9 **WT:** 205

**DOB:** 11/22/91

**NFL:** 10TH YEAR

**ACQ:** FA, 2021

**COLLEGE:** NORTH CAROLINA



### ACQUIRED BY BUCS:

- X Signed by Tampa Bay as a free agent on April 14, 2021.

### ORIGINALLY ENTERED NFL:

- X Originally entered the NFL as a second-round pick (37th overall) of the Cincinnati Bengals in the 2013 NFL Draft.

### AWARDS & ACCOLADES:

- X PFWA All-Rookie Team Selection.

### CAREER HIGHLIGHTS:

- X Played with the Cincinnati Bengals (2013-20) before joining Tampa Bay.
- X Has played in 129 regular season games, with 30 starts, rushing 929 times for 3,755 yards with 22 touchdowns, while catching 365 passes for 2,990 yards and 14 touchdowns.
- X Has played in four postseason contests, rushing 34 times for 123 yards and one touchdown, while catching 22 passes for 160 yards.
- X Since entering the league in 2013, ranks fifth in the NFL in receptions (365) and receiving yards (2,990) and tied for eighth in receiving touchdowns (14) by a running back.
- X Totaled 169 yards (90 rushing, 79 receiving) from scrimmage at Atlanta (9/14/14), a career best.
- X Registered a career-high 137 rushing yards against Carolina (10/12/14).
- X Has three career games with multiple rushing touchdowns (10/31/13 at Miami; 9/21/14 vs. Tennessee; 9/30/18 at Atlanta).
- X Has six career games with multiple touchdowns from scrimmage.
- X Posted a career-best 128 receiving yards at Arizona (11/22/15).

- X Caught nine passes at Pittsburgh (9/18/16), a career high.
- X Made first career start at Baltimore (9/7/14), totaling 110 yards.
- X Scored first career touchdown against Pittsburgh (9/16/13), finishing the game with one rushing touchdown and one receiving touchdown.
- X Made NFL debut at Chicago (9/8/13).

### 2022 HIGHLIGHTS:

- X Appeared on special teams in Week 1 at Dallas (9/11).
- X Appeared on special teams in Week 2 at New Orleans before leaving with injury (9/18).
- X Was placed on injured reserve prior to Week 3 vs. Green Bay.

### 2021 HIGHLIGHTS:

- X Caught three touchdown passes, matching a single-season career high and the most by a Buccaneers running back since 2015 (Charles Sims, four).
- X Made Buccaneers debut against Dallas (9/9), catching two passes for 12 yards, with both receptions coming on the game-winning field goal drive led by QB Tom Brady.
- X Caught two passes for 16 yards and returned a kickoff 19 yards against Atlanta (9/19).
- X At L.A. Rams (9/26), matched a career-best with nine receptions for 51 yards and a touchdown. His nine catches are the most by a Buccaneers running back since the 2015 season (Charles Sims, 1/3/16 at Carolina).
- X Did not play at New England (10/3) with a knee injury.
- X Returned to action against Miami (10/10), rushing four times for 21 yards

and catching two passes for 14 yards an one touchdown.

- X Caught two passes for four yards at Philadelphia (10/14).
- X Against Chicago (10/24), caught two passes for five yards.
- X Caught a seven-yard touchdown pass and gained 30 rushing yards at New Orleans (10/31), including a season-long 24-yard rush.
- X At Washington (11/14), had a four-yard rush and a four-yard reception.
- X Caught a three-yard pass against N.Y. Giants (11/22).
- X At Atlanta (12/5), had a three-yard rush and caught one pass for seven yards.
- X Spent Weeks 15-18 on Injured Reserve.
- X Returned to action in Super Wild Card game against Philadelphia (1/16/22), rushing 13 times for 44 yards and one touchdown while catching five passes for 39 yards.

X Played in a reserve role against Los Angeles Rams in Divisional Round (1/23/22), returning one punt for two yards.

**COLLEGE/PERSONAL:**

- X Played at North Carolina (2010-12), scoring 31 touchdowns and setting a then school-record for career yards-per-rush (5.9). Rushed for 2,481 yards and added 852 receiving yards.
- X Finished second in voting for ACC Player of the Year in 2012, totaling 19 touchdowns.
- X Earned All-ACC honors in 2011 and 2012.
- X Exercise and Sport Science major.
- X Attended St. Thomas Aquinas High School (Ft. Lauderdale, Florida).
- X Son of Haitian immigrants, Bernard has made offseason trips to Haiti for community work activities.
- X Married to Chloe, with son, Julian.

**BERNARD'S GAME-BY-GAME STATISTICS**

| <b>2022</b>   |            | <b>RUSHING</b> |            |            |           |           |           | <b>RECEIVING</b> |            |           |           |
|---------------|------------|----------------|------------|------------|-----------|-----------|-----------|------------------|------------|-----------|-----------|
| <b>DATE</b>   | <b>OPP</b> | <b>ATT</b>     | <b>YDS</b> | <b>AVG</b> | <b>LG</b> | <b>TD</b> | <b>NO</b> | <b>YDS</b>       | <b>AVG</b> | <b>LG</b> | <b>TD</b> |
| Sept. 11      | @DAL       | 0              | 0          | 0.0        | 0         | 0         | 0         | 0                | 0.0        | 0         | 0         |
| Sept. 18      | @NO        | 0              | 0          | 0.0        | 0         | 0         | 0         | 0                | 0.0        | 0         | 0         |
| Sept. 25      | GB         |                |            |            |           |           |           |                  |            |           |           |
| Oct. 2        | KC         |                |            |            |           |           |           |                  |            |           |           |
| Oct. 9        | ATL        |                |            |            |           |           |           |                  |            |           |           |
| Oct. 16       | @PIT       |                |            |            |           |           |           |                  |            |           |           |
| Oct. 23       | @CAR       |                |            |            |           |           |           |                  |            |           |           |
| Oct. 27       | BAL        |                |            |            |           |           |           |                  |            |           |           |
| Nov. 6        | LAR        |                |            |            |           |           |           |                  |            |           |           |
| Nov. 13       | SEA        |                |            |            |           |           |           |                  |            |           |           |
| Nov. 27       | @CLE       |                |            |            |           |           |           |                  |            |           |           |
| Dec. 5        | NO         |                |            |            |           |           |           |                  |            |           |           |
| Dec. 11       | @SF        |                |            |            |           |           |           |                  |            |           |           |
| Dec. 18       | CIN        |                |            |            |           |           |           |                  |            |           |           |
| Dec. 25       | @ARI       |                |            |            |           |           |           |                  |            |           |           |
| Jan. 1        | CARI       |                |            |            |           |           |           |                  |            |           |           |
| Jan. 7/8      | @ATL       |                |            |            |           |           |           |                  |            |           |           |
| <b>TOTALS</b> |            | <b>0</b>       | <b>0</b>   | <b>0.0</b> | <b>0</b>  | <b>0</b>  | <b>0</b>  | <b>0</b>         | <b>0.0</b> | <b>0</b>  | <b>0</b>  |



## BERNARD'S CAREER STATISTICS

| Year              | Team       | GP         | GS        | Rushing    |              |            |            | Receiving |            |              |            |            |           |
|-------------------|------------|------------|-----------|------------|--------------|------------|------------|-----------|------------|--------------|------------|------------|-----------|
|                   |            |            |           | Att.       | Yds          | Avg.       | Lg         | TD        | No.        | Yds          | Avg        | Lg         | TD        |
| 2013              | Cincinnati | 16         | 0         | 170        | 695          | 4.1        | 35t        | 5         | 56         | 514          | 9.2        | 41         | 3         |
| 2014              | Cincinnati | 13         | 9         | 168        | 680          | 4.0        | 89t        | 5         | 43         | 349          | 8.1        | 46         | 2         |
| 2015              | Cincinnati | 16         | 1         | 154        | 730          | 4.7        | 28         | 2         | 49         | 472          | 9.6        | 45         | 0         |
| 2016              | Cincinnati | 10         | 2         | 91         | 337          | 3.7        | 17         | 2         | 39         | 336          | 8.6        | 32         | 1         |
| 2017              | Cincinnati | 16         | 2         | 105        | 458          | 4.4        | 25         | 2         | 43         | 389          | 9.0        | 61t        | 2         |
| 2018              | Cincinnati | 12         | 4         | 56         | 211          | 3.8        | 23         | 3         | 35         | 218          | 6.2        | 26         | 0         |
| 2019              | Cincinnati | 16         | 2         | 53         | 170          | 3.2        | 25         | 0         | 30         | 234          | 7.8        | 35         | 0         |
| 2020              | Cincinnati | 16         | 10        | 124        | 416          | 3.4        | 15         | 3         | 47         | 355          | 7.6        | 42         | 3         |
| 2021              | Tampa Bay  | 12         | 0         | 8          | 58           | 7.3        | 24         | 0         | 23         | 123          | 5.3        | 32         | 3         |
| 2022              | Tampa Bay  | 2          | 0         | 0          | 0            | 0.0        | 0          | 0         | 0          | 0            | 0.0        | 0          | 0         |
| <b>NFL Totals</b> |            | <b>129</b> | <b>30</b> | <b>929</b> | <b>3,755</b> | <b>4.0</b> | <b>89t</b> | <b>22</b> | <b>365</b> | <b>2,990</b> | <b>8.2</b> | <b>61t</b> | <b>14</b> |

| Postseason Year   | Team       | GP       | GS       | Rushing   |            |            |           | Receiving |           |            |            |           |          |
|-------------------|------------|----------|----------|-----------|------------|------------|-----------|-----------|-----------|------------|------------|-----------|----------|
|                   |            |          |          | Att.      | Yds        | Avg.       | Lg        | TD        | No.       | Yds        | Avg        | Lg        | TD       |
| 2013              | Cincinnati | 1        | 0        | 12        | 45         | 3.8        | 12        | 0         | 7         | 73         | 10.4       | 17        | 0        |
| 2014              | Cincinnati | 1        | 0        | 3         | 6          | 2.0        | 6         | 0         | 8         | 46         | 5.8        | 13        | 0        |
| 2015              | Cincinnati | 1        | 0        | 6         | 28         | 4.7        | 14        | 0         | 2         | 2          | 1.0        | 4         | 0        |
| 2021              | Tampa Bay  | 1        | 0        | 13        | 44         | 3.4        | 8         | 1         | 5         | 39         | 7.8        | 22        | 0        |
| <b>NFL Totals</b> |            | <b>4</b> | <b>0</b> | <b>34</b> | <b>123</b> | <b>3.6</b> | <b>14</b> | <b>1</b>  | <b>22</b> | <b>160</b> | <b>7.3</b> | <b>22</b> | <b>0</b> |

### SINGLE-GAME HIGHS

**Rushing Yards:** 137, vs. Carolina, 10/12/14 (w/Cincinnati)  
**Rushing TDs:** 2, three times, last at Atlanta, 9/30/18 (w/Cincinnati)

**Receptions:** Nine, twice, last at L.A. Rams, 9/26/21

**Receiving Yards:** 128, at Arizona, 11/22/15 (w/Cincinnati)

**Receiving TDs:** 1, 14 times, last at New Orleans, 10/31/21

**Scrimmage Yards:** 169, vs. Atlanta, 9/14/14 (w/Cincinnati)

**Scrimmage TDs:** 2, three times, last at Atlanta, 9/30/18 (w/ Cincinnati)

Three career 100-yard rushing games

Two career 100-yard receiving games

14 career 100-yard scrimmage games

### ADDITIONAL STATS

**Fumbles-Lost:** 8-4 (P: 2-2) - 1-0 in 2021; 1-1 in 2020; 2-1 in 2019; 1-1 in 2016; 2-0 in 2015 (P: 1-1); 1-1 in 2013 (P: 1-1)

**Fumble Recoveries:** 8 - 1 in 2021; 1 in 2019; 1 in 2018; 1 in 2016; 3 in 2015; 1 in 2013

**Kick Returns:** 10-143 - 3-53 in 2021; 2-38 in 2020; 1-14 in 2019; 2-25 in 2018; 1-7 in 2017; 1-6 in 2015

**Misc. Tackles:** 11 - 1 in 2021; 1 in 2020; 1 in 2019; 1 in 2018; 1 in 2017; 3 in 2016; 2 in 2014; 1 in 2013

# #52

## K.J. BRITT

LINEBACKER

HT: 6-0 WT: 243

DOB: 6/4/99

NFL: 2ND YEAR

ACQ: D5, 2021

COLLEGE: AUBURN



### ACQUIRED BY BUCS:

- X Selected in the fifth round (176th overall) of the 2021 NFL Draft by the Buccaneers.

### 2022 HIGHLIGHTS:

- X Appeared on special teams, recording two tackles in Week 1 at Dallas (9/11).
- X Appeared on special teams in Weeks 2-4.
- X Appeared on special teams in Week 5 vs. Atlanta, recording one tackle.
- X Appeared on special teams in Week 6 at Pittsburgh and Week 7 at Carolina.
- X Was placed on Injured Reserve prior to Week 8 vs. Baltimore

### 2021 HIGHLIGHTS:

- X Saw time on special teams Weeks 3-8, 10, 13-14, 17.
- X Made NFL debut vs. Dallas (9/9), seeing 18 snaps on special teams.
- X Tallied two special teams tackles against Atlanta (9/19), one on punt coverage, one on kickoff coverage.
- X Against Chicago (10/24), recorded two tackles - his first career tackles on defense.

- X Downed a punt inside the 10-yard line against N.Y. Giants (11/22).
- X Tallied one special teams tackle on punt coverage at Indianapolis (11/28).
- X Notched one special teams tackle on punt coverage against Buffalo (12/12).
- X Saw 13 snaps on defense at Carolina (12/26), recording two tackles and a quarterback hit, helping Tampa Bay secure the team's first NFC South division title since 2007.
- X Saw seven snaps on defense against Carolina (1/9/22), recording three tackles (one for loss) and a pass defended. Also notched a special teams tackle.
- X Recorded a special teams tackle and downed a punt inside the 20 in Super Wild Card Round win against Philadelphia (1/16/22).
- X Saw time on special teams in Divisional Round against Los Angeles Rams (1/23/22).

## BRITT'S GAME-BY-GAME STATISTICS

| 2022          |      | TACKLES         |          |          |          |          |          |          | INTERCEPTIONS |          |          |          |          | FUMBLES  |          |          | ST TACKLES |          |          |          |
|---------------|------|-----------------|----------|----------|----------|----------|----------|----------|---------------|----------|----------|----------|----------|----------|----------|----------|------------|----------|----------|----------|
|               |      | DATE            | OPP      | T        | S        | A        | TFL      | SK       | YDS           | QH       | NO       | YDS      | LG       | TD       | PD       | FF       | FR         | YDS      | T        | S        |
| Sept. 11      | @DAL | 0               | 0        | 0        | 0        | 0.0      | 0.0      | 0        | 0             | 0        | 0        | 0        | 0        | 0        | 0        | 0        | 0          | 2        | 2        | 0        |
| Sept. 18      | @NO  | 0               | 0        | 0        | 0        | 0.0      | 0.0      | 0        | 0             | 0        | 0        | 0        | 0        | 0        | 0        | 0        | 0          | 0        | 0        | 0        |
| Sept. 25      | GB   | 0               | 0        | 0        | 0        | 0.0      | 0.0      | 0        | 0             | 0        | 0        | 0        | 0        | 0        | 0        | 0        | 0          | 0        | 0        | 0        |
| Oct. 2        | KC   | 0               | 0        | 0        | 0        | 0.0      | 0.0      | 0        | 0             | 0        | 0        | 0        | 0        | 0        | 0        | 0        | 0          | 0        | 0        | 0        |
| Oct. 9        | ATL  | 0               | 0        | 0        | 0        | 0.0      | 0.0      | 0        | 0             | 0        | 0        | 0        | 0        | 0        | 0        | 0        | 0          | 1        | 0        | 1        |
| Oct. 16       | @PIT | 0               | 0        | 0        | 0        | 0.0      | 0.0      | 0        | 0             | 0        | 0        | 0        | 0        | 0        | 0        | 0        | 0          | 0        | 0        | 0        |
| Oct. 23       | @CAR | 0               | 0        | 0        | 0        | 0.0      | 0.0      | 0        | 0             | 0        | 0        | 0        | 0        | 0        | 0        | 0        | 0          | 0        | 0        | 0        |
| Oct. 27       | BAL  | Injured Reserve |          |          |          |          |          |          |               |          |          |          |          |          |          |          |            |          |          |          |
| Nov. 6        | LAR  |                 |          |          |          |          |          |          |               |          |          |          |          |          |          |          |            |          |          |          |
| Nov. 13       | SEA  |                 |          |          |          |          |          |          |               |          |          |          |          |          |          |          |            |          |          |          |
| Nov. 27       | @CLE |                 |          |          |          |          |          |          |               |          |          |          |          |          |          |          |            |          |          |          |
| Dec. 5        | NO   |                 |          |          |          |          |          |          |               |          |          |          |          |          |          |          |            |          |          |          |
| Dec. 11       | @SF  |                 |          |          |          |          |          |          |               |          |          |          |          |          |          |          |            |          |          |          |
| Dec. 18       | CIN  |                 |          |          |          |          |          |          |               |          |          |          |          |          |          |          |            |          |          |          |
| Dec. 25       | @ARI |                 |          |          |          |          |          |          |               |          |          |          |          |          |          |          |            |          |          |          |
| Jan. 1        | CAR  |                 |          |          |          |          |          |          |               |          |          |          |          |          |          |          |            |          |          |          |
| Jan. 7/8      | @ATL |                 |          |          |          |          |          |          |               |          |          |          |          |          |          |          |            |          |          |          |
| <b>TOTALS</b> |      | <b>0</b>        | <b>0</b> | <b>0</b> | <b>0</b> | <b>0</b> | <b>0</b> | <b>0</b> | <b>0</b>      | <b>0</b> | <b>0</b> | <b>0</b> | <b>0</b> | <b>0</b> | <b>0</b> | <b>0</b> | <b>0</b>   | <b>3</b> | <b>2</b> | <b>1</b> |

## BRITT'S CAREER STATISTICS

| Year              | Team      | Tackles   |          |          |          |          |            | INT        |          |          |          |          | Fumbles  |          |          | ST Tackles |          |          |          |
|-------------------|-----------|-----------|----------|----------|----------|----------|------------|------------|----------|----------|----------|----------|----------|----------|----------|------------|----------|----------|----------|
|                   |           | GP        | GS       | T        | S        | A        | Sk         | Yds        | No       | Yds      | Lg       | TD       | PD       | FF       | FR       | Yds        | T        | S        | A        |
| 2021              | Tampa Bay | 17        | 0        | 7        | 5        | 2        | 0.0        | 0.0        | 0        | 0        | 0        | 0        | 1        | 0        | 0        | 0          | 5        | 2        | 3        |
| 2022              | Tampa Bay | 7         | 0        | 0        | 0        | 0        | 0.0        | 0.0        | 0        | 0        | 0        | 0        | 0        | 0        | 0        | 0          | 3        | 2        | 1        |
| <b>NFL Totals</b> |           | <b>24</b> | <b>0</b> | <b>7</b> | <b>5</b> | <b>2</b> | <b>0.0</b> | <b>0.0</b> | <b>0</b> | <b>0</b> | <b>0</b> | <b>0</b> | <b>1</b> | <b>0</b> | <b>0</b> | <b>0</b>   | <b>8</b> | <b>4</b> | <b>4</b> |
| Playoffs          |           | Tackles   |          |          |          |          |            | INT        |          |          |          |          | Fumbles  |          |          | ST Tackles |          |          |          |
| Year              | Team      | GP        | GS       | T        | S        | A        | Sk         | Yds        | No       | Yds      | Lg       | TD       | PD       | FF       | FR       | Yds        | T        | S        | A        |
| 2021              | Tampa Bay | 2         | 0        | 0        | 0        | 0        | 0.0        | 0.0        | 0        | 0        | 0        | 0        | 0        | 0        | 0        | 0          | 1        | 1        | 0        |
| <b>Postseason</b> |           | <b>2</b>  | <b>0</b> | <b>0</b> | <b>0</b> | <b>0</b> | <b>0.0</b> | <b>0.0</b> | <b>0</b> | <b>0</b> | <b>0</b> | <b>0</b> | <b>0</b> | <b>0</b> | <b>0</b> | <b>0</b>   | <b>1</b> | <b>1</b> | <b>0</b> |

# #37

## ANTHONY CHESLEY

**CORNERBACK**

**HT:** 6-0 **WT:** 190

**DOB:** 5/31/95

**NFL:** 2ND YEAR

**ACQ:** FA, 2022

**COLLEGE:** COASTAL CAROLINA

# BENGALS

### TRANSACTIONS:

- X Originally entered the league as a college free agent with the Cincinnati Bengals on May 10, 2019. Waived on August 31, 2019.
- X Signed to Cincinnati's practice squad on Sept. 1, 2019.
- X Signed to the Houston Texans' practice squad on Oct. 29, 2019. Promoted to the active roster on Jan. 13, 2020. Waived on Sept. 5, 2020.
- X Signed back to Houston's practice squad on Sept. 6, 2020. Released on Jan. 4, 2021.
- X Signed by the Indianapolis Colts on Jan. 12, 2021. Waived on Aug. 31, 2021.
- X Signed back to Indianapolis' practice squad on Sept. 1, 2021. Released on Nov. 20, 2021.
- X Returned to Indianapolis' practice squad on Nov. 22, 2021. Promoted to the active roster on Jan. 10, 2022. Waived on Aug. 30, 2022.
- X Signed to Tampa Bay's practice squad on Sept. 1, 2022.

### CAREER HIGHLIGHTS:

- X Has played in 14 career regular season games, totaling seven tackles and one fumble recovery. Also has two special teams tackles.

### 2022 HIGHLIGHTS:

- X Was elevated prior to Week 6 at Pittsburgh and appeared on special teams. Recorded his first career special teams tackle.
- X Was elevated prior to Week 7 at Carolina and appeared on special teams before leaving with injury.
- X Was placed on injured reserve prior to Week 8 vs. Baltimore.

### 2021 HIGHLIGHTS:

- X Appeared in 9 games, totaling six tackles and one fumble recovery. Also had one special teams tackle.

### COLLEGE/PERSONAL:

- X Started 32-of-42 games he played over four seasons at Coastal Carolina (2015-18), tallying 140 tackles, 25 passes defended, two interceptions and one fumble recovery. Also blocked a field goal attempt.
- X Was the only junior voted as a team captain for the 2017 season at Coastal Carolina.
- X Attended Gwynn Park High School (Brandywine, Maryland).

# #49 CAM GILL

**OUTSIDE LINEBACKER**  
**HT:** 6-3 **WT:** 240  
**DOB:** 12/3/97  
**NFL:** 3RD YEAR  
**ACQ:** FA, 2020  
**COLLEGE:** WAGNER



## ACQUIRED BY BUCS:

- X Signed by Tampa Bay as a college free agent on May 4, 2020.

## AWARDS & ACCOLADES:

- X Super Bowl LV Champion.

## CAREER HIGHLIGHTS:

- X Has played in 25 regular season games, recording nine tackles (one for loss), three quarterback hits, 1.5 sack and six special teams tackles.
- X Has played in six postseason games, recording one defensive tackle, one forced fumble, a half-sack and four special teams tackles.
- X In Super Bowl LV against Kansas City (2/7), recorded a tackle, a half-sack and a forced fumble, as well as a special teams tackle. Gill is only the second undrafted rookie in NFL history to record at least a half-sack in a Super Bowl (also Green Bay S Frank Zombo, Super Bowl XLV).
- X Made NFL debut at Chicago (10/8/20).

## 2021 HIGHLIGHTS:

- X Made season debut against Miami (10/10), seeing time on special teams.
- X Registered one special teams tackle against Chicago (10/24) and at Washington (11/14).
- X Split a sack with Patrick O'Connor against N.Y. Giants (11/22), combining to bring down Giants QB Daniel Jones for a seven-yard loss on New York's final possession of the game.
- X At Indianapolis (11/28), registered one tackle.
- X Notched two tackles and a sack at Atlanta (12/5), dropping Falcons QB Matt Ryan for an eight-yard loss.
- X Recorded one tackle and two special teams tackles at Carolina (12/26),

helping Tampa Bay secure the team's first NFC South division title since 2007.

- X In Super Wild Card Round win against Philadelphia (1/16/22), registered one special teams tackle, bringing down Eagles punt returner Jaelon Raegor inside the 10-yard line.
- X Recorded two special teams tackles in Divisional Round against Los Angeles Rams (1/23/22).

## COLLEGE:

- X Played in 45 games at Wagner (2016-19), finishing his career as one of the most decorated players in program history, earning multiple FCS All-American honors and being selected as the Northeast Conference's Defensive Player of the Year in both his junior and senior seasons, becoming the fifth player in league history to repeat as the top defensive player.
- X In his career, played in 45 games, with 35 starts, totaling 188 tackles (59 for loss), 36.0 sacks, eight forced fumbles, three fumble recoveries and one interception. His 36.0 career sacks established a new NEC record
- X As a senior (2019), earned FCS All-American honors from STATS (first team), Hero Sports (second team), Associated Press (third team) and first-team All-Eastern College Athletic Conference selection after posting 60 tackles (20 for loss), 9.5 sacks, three forced fumbles and two fumble recoveries in 12 games. Also a finalist for the Buck Buchanan Award, given to the top FCS defensive player in the country.
- X In 2018, as a junior, earned second-team FCS All-American honors from STATS and third-team distinction from the Associated press, while being named

Defensive Player of the Year by both the ECAC and the NEC and finishing as a finalist for the Buck Buchanan Award. Started 10-of-11 games, registering 61 tackles (24 for loss), 13.5 sacks, three forced fumbles and one fumble recovery.

X Started all 11 games as a sophomore (2017), recording 53 tackles (13 for loss), 11.0 sacks and one forced fumble.

X As a true freshman (2016), played in 11 games, with two starts, notching 14 tackles (two for loss), 2.0 sacks, one forced fumble and one interception.

### PERSONAL/COMMUNITY:

X Attended Chapel Hill High School (Douglasville, Georgia).

X In 2020, supported the Equal Justice Initiative as part of the NFL's My Cause, My Cleats initiative.

## GILL'S CAREER STATISTICS

| Year              | Team      | GP        | GS       | Tackles  |          |          |            | Sk          | Yds      | INT      |          |          |          | Fumbles  |          |          | ST Tackles |          |          |          |
|-------------------|-----------|-----------|----------|----------|----------|----------|------------|-------------|----------|----------|----------|----------|----------|----------|----------|----------|------------|----------|----------|----------|
|                   |           |           |          | T        | S        | A        | Sk         |             |          | No       | Yds      | Lg       | TD       | PD       | FF       | FR       | Yds        | T        | S        | A        |
| 2020              | Tampa Bay | 12        | 0        | 3        | 2        | 1        | 0.0        | 0.0         | 0        | 0        | 0        | 0        | 0        | 0        | 0        | 0        | 0          | 3        | 2        | 1        |
| 2021              | Tampa Bay | 13        | 0        | 6        | 5        | 1        | 1.5        | 11.5        | 0        | 0        | 0        | 0        | 0        | 0        | 0        | 0        | 0          | 4        | 2        | 2        |
| <b>NFL Totals</b> |           | <b>25</b> | <b>0</b> | <b>9</b> | <b>7</b> | <b>2</b> | <b>1.5</b> | <b>11.5</b> | <b>0</b> | <b>0</b> | <b>0</b> | <b>0</b> | <b>0</b> | <b>0</b> | <b>0</b> | <b>0</b> | <b>0</b>   | <b>7</b> | <b>4</b> | <b>3</b> |
| Year              | Team      | GP        | GS       | Tackles  |          |          |            | Sk          | Yds      | INT      |          |          |          | Fumbles  |          |          | Tackles    |          |          |          |
|                   |           |           |          | T        | S        | A        | Sk         |             |          | No       | Yds      | Lg       | TD       | PD       | FF       | FR       | Yds        | T        | S        | A        |
| 2020              | Tampa Bay | 4         | 0        | 1        | 0        | 1        | 0.5        | 6.5         | 0        | 0        | 0        | 0        | 0        | 0        | 1        | 0        | 0          | 1        | 1        | 0        |
| 2021              | Tampa Bay | 2         | 0        | 0        | 0        | 0        | 0.0        | 0.0         | 0        | 0        | 0        | 0        | 0        | 0        | 0        | 0        | 0          | 3        | 3        | 0        |
| <b>Postseason</b> |           | <b>6</b>  | <b>0</b> | <b>1</b> | <b>0</b> | <b>1</b> | <b>0.5</b> | <b>6.5</b>  | <b>0</b> | <b>0</b> | <b>0</b> | <b>0</b> | <b>0</b> | <b>0</b> | <b>1</b> | <b>0</b> | <b>0</b>   | <b>4</b> | <b>4</b> | <b>0</b> |

## GILL'S GAME-BY-GAME STATISTICS

### 2021

| DATE            | OPP  | TACKLES  |          |          |          |            |             |          | INTERCEPTIONS |          |          |          |          | FUMBLES  |          |          | ST TACKLES |          |          |          |
|-----------------|------|----------|----------|----------|----------|------------|-------------|----------|---------------|----------|----------|----------|----------|----------|----------|----------|------------|----------|----------|----------|
|                 |      | T        | S        | A        | TFL      | SK         | YDS         | QH       | No            | Yds      | Lg       | TD       | PD       | FF       | FR       | YDS      | T          | S        | A        |          |
| Sept. 9         | DAL  |          |          |          |          |            |             |          |               |          |          |          |          |          |          |          |            |          |          |          |
| Sept. 19        | ATL  |          |          |          |          |            |             |          |               |          |          |          |          |          |          |          |            |          |          |          |
| Sept. 26        | @LAR |          |          |          |          |            |             |          |               |          |          |          |          |          |          |          |            |          |          |          |
| Oct. 3          | @NE  |          |          |          |          |            |             |          |               |          |          |          |          |          |          |          |            |          |          |          |
| Oct. 10         | MIA  | 0        | 0        | 0        | 0        | 0.0        | 0.0         | 0        | 0             | 0        | 0        | 0        | 0        | 0        | 0        | 0        | 0          | 0        | 0        | 0        |
| Oct. 14         | @PHI | 0        | 0        | 0        | 0        | 0.0        | 0.0         | 0        | 0             | 0        | 0        | 0        | 0        | 0        | 0        | 0        | 0          | 0        | 0        | 0        |
| Oct. 24         | CHI  | 0        | 0        | 0        | 0        | 0.0        | 0.0         | 0        | 0             | 0        | 0        | 0        | 0        | 0        | 0        | 0        | 0          | 1        | 1        | 0        |
| Oct. 31         | @NO  | 0        | 0        | 0        | 0        | 0.0        | 0.0         | 0        | 0             | 0        | 0        | 0        | 0        | 0        | 0        | 0        | 0          | 0        | 0        | 0        |
| Nov. 14         | @WAS | 0        | 0        | 0        | 0        | 0.0        | 0.0         | 0        | 0             | 0        | 0        | 0        | 0        | 0        | 0        | 0        | 0          | 1        | 0        | 1        |
| Nov. 22         | NYG  | 1        | 0        | 1        | 0        | 0.5        | 3.5         | 1        | 0             | 0        | 0        | 0        | 0        | 0        | 0        | 0        | 0          | 0        | 0        | 0        |
| Nov. 28         | @IND | 1        | 1        | 0        | 0        | 0.0        | 0.0         | 0        | 0             | 0        | 0        | 0        | 0        | 0        | 0        | 0        | 0          | 0        | 0        | 0        |
| Dec. 5          | @ATL | 2        | 2        | 0        | 1        | 1.0        | 8.0         | 1        | 0             | 0        | 0        | 0        | 0        | 0        | 0        | 0        | 0          | 0        | 0        | 0        |
| Dec.12          | BUF  | 0        | 0        | 0        | 0        | 0.0        | 0.0         | 0        | 0             | 0        | 0        | 0        | 0        | 0        | 0        | 0        | 0          | 0        | 0        | 0        |
| Dec. 19         | NO   | 0        | 0        | 0        | 0        | 0.0        | 0.0         | 0        | 0             | 0        | 0        | 0        | 0        | 0        | 0        | 0        | 0          | 0        | 0        | 0        |
| Dec. 26         | @CAR | 1        | 1        | 0        | 0        | 0.0        | 0.0         | 0        | 0             | 0        | 0        | 0        | 0        | 0        | 0        | 0        | 0          | 2        | 1        | 1        |
| Jan. 2          | @NYJ | 0        | 0        | 0        | 0        | 0.0        | 0.0         | 0        | 0             | 0        | 0        | 0        | 0        | 0        | 0        | 0        | 0          | 0        | 0        | 0        |
| Jan. 9          | CAR  | 1        | 1        | 0        | 0        | 0.0        | 0.0         | 1        | 0             | 0        | 0        | 0        | 0        | 0        | 0        | 0        | 0          | 0        | 0        | 0        |
| <b>TOTALS</b>   |      | <b>6</b> | <b>5</b> | <b>1</b> | <b>1</b> | <b>1.5</b> | <b>11.5</b> | <b>3</b> | <b>0</b>      | <b>0</b> | <b>0</b> | <b>0</b> | <b>0</b> | <b>0</b> | <b>0</b> | <b>0</b> | <b>0</b>   | <b>4</b> | <b>2</b> | <b>2</b> |
| <b>PLAYOFFS</b> |      |          |          |          |          |            |             |          |               |          |          |          |          |          |          |          |            |          |          |          |
| Jan. 16         | PHI  | 0        | 0        | 0        | 0        | 0.0        | 0.0         | 0        | 0             | 0        | 0        | 0        | 0        | 0        | 0        | 0        | 0          | 1        | 1        | 0        |
| Jan. 23         | LAR  | 0        | 0        | 0        | 0        | 0.0        | 0.0         | 0        | 0             | 0        | 0        | 0        | 0        | 0        | 0        | 0        | 0          | 2        | 2        | 0        |
| <b>TOTALS</b>   |      | <b>0</b> | <b>0</b> | <b>0</b> | <b>0</b> | <b>0.0</b> | <b>0.0</b>  | <b>0</b> | <b>0</b>      | <b>0</b> | <b>0</b> | <b>0</b> | <b>0</b> | <b>0</b> | <b>0</b> | <b>0</b> | <b>0</b>   | <b>3</b> | <b>3</b> | <b>0</b> |

# #66 RYAN JENSEN

## CENTER

HT: 6-4 WT: 319

DOB: 5/27/91

NFL: 9TH YEAR

ACQ: UFA (BAL), 2018

COLLEGE: COLORADO STATE-PUEBLO



## ACQUIRED BY BUCS:

- X Signed by Tampa Bay on March 16, 2018 as an unrestricted free agent from the Baltimore Ravens.

## ORIGINALLY ENTERED NFL:

- X Originally entered the NFL as a sixth-round pick (203rd overall) of the Baltimore Ravens in the 2013 NFL Draft.

## AWARDS & ACCOLADES:

- X Super Bowl LV Champion.
- X 2021 Pro Bowl Selection

## CAREER HIGHLIGHTS:

- X Played with the Baltimore Ravens (2013-17) before joining Tampa Bay.
- X Has played in 100 career regular season games, with 90 starts. Also played in seven postseason contests, with six starts.
- X Since becoming a starter in 2017, has played 5,307 offensive snaps, the most in the NFL during that time.
- X Started all 16 games in 2020 and was part of an offensive line that allowed a sack on 3.51 percent of all pass attempts, the second-lowest mark in the NFL and the second-lowest mark in a season in team history. Helped block for an offense that ranks second in passing yards per game (289.1), third in points per game (30.8), seventh in yards per game (384.1), seventh in yards per play (6.04).
- X In 2019, started all 16 games as part of an offensive line that helped guide an offense that averaged 28.6 points per game, the third-highest mark in the league, posting 397.9 yards per game,

the third-highest mark in the NFL, with 302.8 passing yards per game, the best mark in the NFL. The team's 458 points scored are a franchise record.

- X In 2018, was part of an offensive line that helped block for an offense that led the NFL in passing yards per game (320.3), while ranking third in total yards per game (415.5) and fourth in yards per play (6.30). Tampa Bay's offense set team records in net yards (6,648), passing yards (5,125), points scored (396) and first downs (388). The team's 5,125 passing yards are the fourth-most in a season in NFL history.
- X Started at Detroit (12/26/20), helping the Buccaneers total a team-record 588 yards of total offense.
- X Played in first career postseason game in Wild Card round at Pittsburgh (1/3/15).
- X Started first career game vs. St. Louis (11/22/15).
- X Made NFL debut in Week 17 of the 2014 season, vs. Cleveland (12/28/14).

## 2021 HIGHLIGHTS:

- X Part of an offensive line that allowed a sack on only 3.1 percent of pass plays - the best mark in the league in 2021 and the second-best single season mark in franchise history. Tampa Bay's offense ranked second in the NFL in yards per game (405.9), points per game (30.1), third down conversion percentage (47.1) and yards per play (6.02).
- X Started at center in season opener against Dallas (9/9) and was part of an offensive line that did not allow a sack on 50 passing attempts.



- X Against Atlanta (9/19), started at center.
- X Part of an offense that gained 446 yards - including 411 net passing yards - at L.A. Rams (9/26).
- X Helped block for a Buccaneers rushing attack that totaled 119 yards in a win at New England (10/3).
- X Started at center against Miami (10/10), helping the offense total 558 yards, the fourth-most in a single game in team history, while converting 8-of-11 third downs (72.7 pct.), the second-highest conversion rate in a game in team history. The offense gained 33 first downs, the second-most in a game in team history and the most in a non-overtime contest. Tampa Bay had a franchise record 26 passing first downs.
- X At Philadelphia (10/14), was part of an offensive line that didn't allow a sack over 42 pass attempts, while helping the offense gain 399 yards (102 rushing).
- X Helped block for an offense that rushed for a season-high 182 yards against Chicago (10/24), while not allowing a sack.
- X Started at center at New Orleans (10/31), helping the team gain 421 yards of offense.
- X Part of an offensive line that did not allow a sack at Washington (11/14).
- X Started at center against N.Y. Giants (11/22).
- X At Indianapolis (11/28), helped block for an offense that totaled 142 rushing yards and four rushing touchdowns. The four rushing touchdowns matched the most in a single game in Buccaneers history.
- X Part of an offensive line that did not allow a sack in 51 passing attempts at Atlanta (12/5), helping the offense gain 425 yards.
- X Started at center in an overtime win against Buffalo (12/12), helping Tampa Bay total 488 yards of offense, including 137 rushing yards.
- X Started at center against New Orleans (12/19), helping the team rush for 118 yards.
- X At Carolina (12/26), was part of an offensive line that did not allow a sack and blocked for 159 rushing yards, helping Tampa Bay clinch the team's first NFC South division title since 2007.
- X Started at center at N.Y. Jets (1/2/22), helping the offense total 467 yards.
- X Part of an offensive unit that totaled 409 yards and 41 points against Carolina (1/9/22).
- X Started at center in Super Wild Card Round against Philadelphia (1/16/22), helping the team total 349 yards of offense.
- X Started at center in Divisional Round against Los Angeles Rams (1/23/22).

## COLLEGE/PERSONAL:

- X Started 44-of-46 career games played at Colorado State-Pueblo (2009-12).
- X As a junior (2011), earned second-team Division II All-American and first-team All-Super Region 3 honors from Don Hansen's Football Gazette, while also being named first-team All-Rocky Mountain Athletic Conference (RMAC). He was also nominated for the Gene Upshaw Award (Best Division II lineman).
- X Earned second-team All-RMAC honors and was named second-team All-Colorado by the National Football Foundation as a sophomore in 2010.
- X Attended Fort Morgan High School (Fort Morgan, Colorado), earning first-team all-state honors as a senior.
- X Married the former Stephanie Dufford in the spring of 2016.
- X Older brother, Seth, played college football at Nebraska.
- X Named the Buccaneers 2019 & 2020 Salute to Service Award nominee, presented by USAA. The award annually recognizes NFL players, coaches and personnel who demonstrate an exemplary commitment to honoring and supporting the military community.
- X Born Ryan Jensen on May 27, 1991 in Rangely, Colorado.



## COMMUNITY:

- X In 2020, supported the Tragedy Assistance Program For Survivors (TAPS) as part of the NFL's My Cause, My Cleats initiative.
- X As a result of Jensen's active participation with the military, he has been selected as the Buccaneers Salute to Service nominee in both 2019 & 2020.
- X In November 2020, helped donate to the 14th Annual Turkey Time with the O-Line Supported by Publix, which provided more than 1,100 full Thanksgiving meals to those less fortunate.
- X Jensen made a significant contribution to the National Pediatric Cancer Foundation in May during the Buccaneers 7th Annual Cut for a Cure event.
- X In November 2019, Jensen participated in the 13th annual Turkey Time with the



- O-Line, handing out Thanksgiving meals to those in need.
- X To close out the 2019 season, Bailey helped surprised 30 kids with a shopping spree at Target. Their families also received \$100 gift cards to Publix and TECO paid for their energy bills.
- X Jensen collaborated with teammates to help donate weekly meals from local businesses to Metropolitan Ministries, helping feed those in need during COVID-19.

## JENSEN'S CAREER STATISTICS

**Games/Starts:** BAL: 2014: 1/0 (P:1/0); 2015: 11/6; 2016: 7/3; 2017: 16/16; TB: 2018: 16/16; 2019: 16/16; 2020: 16/16 (P:4/4); 2021: 17/17 (P: 2/2)  
**Career Totals:** 100/90 (P: 7/6)

**Miscellaneous Tackles:** 6 - 1 in 2021; 2 in 2018; 3 in 2016

**Fumbles-Lost:** 4-0 - 1-0 in 2021; 1-0 in 2020; 1-0 in 2018; 1-0 in 2017

**Fumble Recoveries:** 5 - 4 in 2019; 1 in 2018

# #26 LOGAN RYAN

## SAFETY

HT: 5-11 WT: 195

DOB: 2/9/91

NFL: 10TH YEAR

ACQ: FA, 2022

COLLEGE: RUTGERS



### ACQUIRED BY BUCS:

- X Signed by Tampa Bay as a free agent on March 24, 2022.

### ORIGINALLY ENTERED NFL:

- X Originally entered the NFL as a third-round pick (83rd overall) by the New England Patriots in the 2013 NFL Draft.

### AWARDS & ACCOLADES:

- X 2x Super Bowl Champion

### CAREER HIGHLIGHTS:

- X Played for the New England Patriots (2013-16), Tennessee Titans (2017-19) and New York Giants (2020-21) prior to arriving in Tampa Bay.
- X Has played in 144 career regular season games, with 116 starts, tallying 705 tackles (18 for loss), 97 passes defended, 26 quarterback hits, 19 interceptions, 13.0 sacks, 14 forced fumbles, four fumble recoveries and one defensive touchdown.
- X Is a two-time Super Bowl champion from his time in New England (XLIX, LI), who has appeared in 15 career playoff games, with 10 starts, amassing 92 tackles (five for loss), eight passes defended, two interceptions (one returned for a touchdown), 1.0 sack and one forced fumble.
- X His 92 tackles and five tackles for loss in the postseason are each the most by a defensive back since he entered the league in 2013.
- X Ryan's 97 passes defended rank sixth in the NFL since he was drafted in 2013, and he has recorded eight-or-more passes defended in eight of his nine career seasons, marking the most-such seasons by any player since he entered the league.

- X The veteran has notched 10.5 of his 13.0 career sacks over the last four seasons, ranking second among all NFL defensive backs since 2018.
- X Since 2019, Ryan's 10 forced fumbles are the second-most in the NFL among defensive backs.
- X Posted career highs in passes defended (18), quarterback hits (eight), sacks (4.5) and forced fumbles (four) during the 2019 campaign, while starting all 16 games for Tennessee.
- X Scored the first postseason defensive touchdown of his career at New England (1/4/20), intercepting Tom Brady with nine seconds remaining in the game and returning it nine yards for the score to secure a Wild Card win for Tennessee that eventually propelled them to the AFC Championship Game that season.
- X As a rookie in 2013, Ryan led all NFL rookies and tied for the AFC lead with a team-high five interceptions.
- X Notched the first multi-interception game of his career at Baltimore (12/22/13).
- X Forced a fumble on his first career sack vs. Miami (10/27/13).
- X Returned his first career interception for a 79-yard touchdown at the New York Jets (10/20/13).
- X Made his first career start vs. New Orleans (10/13/13).
- X Made his NFL debut at Buffalo (9/8).

### 2022 HIGHLIGHTS:

- X Started at safety and tallied five tackles in the season opener at Dallas (9/11).
- X Recorded three tackles, one pass defended and one forced fumble in Week 2 at New Orleans. It marked his 10th

forced fumble since 2019, second-most among defensive backs over that span.

- X Recorded his 19th career interception (first with Tampa Bay) and fourth career fumble recovery in Week 3 vs. Green Bay.
- X Became the first Buccaneers player to record an interception and a fumble recovery in the same game since Devin White on 12/1/2019 at Jacksonville.
- X Through three weeks, was one of just two players in the NFL with at least one interception, one forced fumble and one fumble recovery.
- X Recorded one tackle in Week 4 vs. Kansas City before leaving with injury.
- X Was inactive in Week 5 vs. Atlanta and Week 6 at Pittsburgh.

### **2021 HIGHLIGHTS:**

- X Started all 15 games in which he played for the Giants, tallying a career-high 117 tackles to go along with eight passes defended, three quarterback hits, two forced fumbles, one fumble recovery and 1.0 sack.
- X Recorded 1.0 sack in the season finale vs. Washington (1/9/22).
- X Tallied nine tackles and a forced fumble at Kansas City (11/1/21).
- X Opened the season with a 10-tackle (one for loss) performance, which included one forced fumble and one fumble recovery vs. Denver (9/12/21).

### **COLLEGE:**

- X Played in 37 games, with 27 starts, at Rutgers (2009-12), recording 170 tackles (11 for loss), 39 passes defended, seven interceptions (73 return yards, one

touchdown), four fumble recoveries and two forced fumbles.

- X Named first-team All-Big East as a junior in 2012, while also receiving first-team All-America recognition from Pro Football Weekly.
- X In 2012, Ryan was a semifinalist for the Jim Thorpe Award, given annually to college football's top defensive back.
- X Earned second-team All-Big East honors as a sophomore in 2011.
- X Redshirted his first season at Rutgers in 2009.

### **PERSONAL/COMMUNITY:**

- X Logan and his wife, Ashley, are the founders of the Ryan Animal Rescue Foundation. RARF works with animal welfare organizations to promote adoption and provide grants and educational opportunities.
- X Represented his RARF during the NFL's 'My Cause My Cleats' initiative.
- X Collaborated with Covenant House New Jersey throughout the 2020 season to support homeless youth through education, employment and financial literacy through the Team of Teams initiative.
- X Married to Ashley, with daughter, Avery, and son, Otto.
- X Played both cornerback and quarterback at Eastern High School, where he was rated as the No. 1 cornerback in New Jersey by Rivals.com.
- X As a high school senior, Ryan earned South Jersey Defensive Player of the Year honors from the Philadelphia Inquirer.
- X Born in Berlin, N.J.

## RYAN'S CAREER STATISTICS

| Year | Team        | GP | GS | Tackles |    |    | Sk  | Yds  | INT |     |     |    | Fumbles |    |    | ST Tackles |   |   |   |
|------|-------------|----|----|---------|----|----|-----|------|-----|-----|-----|----|---------|----|----|------------|---|---|---|
|      |             |    |    | T       | S  | A  |     |      | No  | Yds | Lg  | TD | PD      | FF | FR | Yds        | T | S | A |
| 2013 | New England | 16 | 7  | 35      | 29 | 6  | 1.5 | 14.0 | 5   | 82  | 79t | 1  | 10      | 1  | 0  | -          | 0 | 0 | 0 |
| 2014 | New England | 16 | 6  | 35      | 25 | 10 | 0.0 | -    | 2   | 0   | 0   | 0  | 6       | 1  | 0  | -          | 7 | 4 | 3 |
| 2015 | New England | 16 | 14 | 74      | 58 | 16 | 0.0 | -    | 4   | 39  | 25  | 0  | 14      | 0  | 0  | -          | 0 | 0 | 0 |
| 2016 | New England | 16 | 13 | 92      | 74 | 18 | 1.0 | 12.0 | 2   | 46  | 46  | 0  | 11      | 1  | 0  | -          | 0 | 0 | 0 |
| 2017 | Tennessee   | 15 | 15 | 62      | 60 | 12 | 0.0 | -    | 0   | -   | -   | 0  | 11      | 1  | 0  | -          | 0 | 0 | 0 |
| 2018 | Tennessee   | 14 | 14 | 76      | 54 | 22 | 4.0 | 32.0 | 0   | -   | -   | 0  | 8       | 0  | 0  | -          | 0 | 0 | 0 |
| 2019 | Tennessee   | 16 | 16 | 113     | 73 | 40 | 4.5 | 31.5 | 4   | 16  | 16  | 0  | 18      | 4  | 0  | -          | 0 | 0 | 0 |
| 2020 | N.Y. Giants | 16 | 15 | 92      | 67 | 25 | 1.0 | 7.0  | 1   | 15  | 15  | 0  | 9       | 3  | 2  | 0          | 2 | 1 | 1 |
| 2021 | N.Y. Giants | 15 | 15 | 117     | 77 | 40 | 1.0 | 4.0  | 0   | -   | -   | 0  | 8       | 2  | 1  | 0          | 0 | 0 | 0 |
| 2022 | Tampa Bay   | 4  | 1  | 9       | 5  | 4  | 0.0 | 0.0  | 1   | 0.0 | 0.0 | 0  | 2       | 1  | 1  | -          | 0 | 0 | 0 |

|                   |            |            |            |            |            |             |              |           |            |            |          |           |           |          |          |          |          |          |
|-------------------|------------|------------|------------|------------|------------|-------------|--------------|-----------|------------|------------|----------|-----------|-----------|----------|----------|----------|----------|----------|
| <b>NFL Totals</b> | <b>144</b> | <b>116</b> | <b>705</b> | <b>512</b> | <b>193</b> | <b>13.0</b> | <b>100.5</b> | <b>19</b> | <b>198</b> | <b>79t</b> | <b>1</b> | <b>97</b> | <b>14</b> | <b>4</b> | <b>0</b> | <b>9</b> | <b>5</b> | <b>4</b> |
|-------------------|------------|------------|------------|------------|------------|-------------|--------------|-----------|------------|------------|----------|-----------|-----------|----------|----------|----------|----------|----------|

| Year | Team        | GP | GS | Tackles |    |   | Sk  | Yds | INT |     |    |    | Fumbles |    |    | ST Tackles |   |   |   |
|------|-------------|----|----|---------|----|---|-----|-----|-----|-----|----|----|---------|----|----|------------|---|---|---|
|      |             |    |    | T       | S  | A |     |     | No  | Yds | Lg | TD | PD      | FF | FR | Yds        | T | S | A |
| 2013 | New England | 2  | 0  | 12      | 9  | 3 | 0.0 | -   | 0   | -   | -  | 0  | 0       | 0  | 0  | -          | 0 | 0 | 0 |
| 2014 | New England | 3  | 0  | 4       | 4  | 0 | 0.0 | -   | 0   | -   | -  | 0  | 1       | 1  | 0  | -          | 0 | 0 | 0 |
| 2015 | New England | 2  | 2  | 14      | 13 | 1 | 0.0 | -   | 0   | -   | -  | 0  | 1       | 0  | 0  | -          | 0 | 0 | 0 |
| 2016 | New England | 3  | 3  | 22      | 16 | 6 | 1.0 | 5.0 | 1   | 23  | 23 | 0  | 4       | 0  | 0  | -          | 0 | 0 | 0 |
| 2017 | Tennessee   | 2  | 2  | 15      | 13 | 2 | 0.0 | -   | 0   | -   | -  | 0  | 0       | 0  | 0  | -          | 0 | 0 | 0 |
| 2019 | Tennessee   | 3  | 3  | 25      | 18 | 7 | 0.0 | -   | 1   | 9   | 9t | 1  | 2       | 0  | 0  | -          | 0 | 0 | 0 |

|                   |           |           |           |           |           |            |            |          |           |           |          |          |          |          |          |          |          |          |
|-------------------|-----------|-----------|-----------|-----------|-----------|------------|------------|----------|-----------|-----------|----------|----------|----------|----------|----------|----------|----------|----------|
| <b>Postseason</b> | <b>15</b> | <b>10</b> | <b>92</b> | <b>73</b> | <b>19</b> | <b>1.0</b> | <b>5.0</b> | <b>2</b> | <b>32</b> | <b>23</b> | <b>1</b> | <b>8</b> | <b>1</b> | <b>0</b> | <b>-</b> | <b>0</b> | <b>0</b> | <b>0</b> |
|-------------------|-----------|-----------|-----------|-----------|-----------|------------|------------|----------|-----------|-----------|----------|----------|----------|----------|----------|----------|----------|----------|

### SINGLE-GAME HIGHS

**Tackles:** 17, vs. Buffalo, 10/2/16  
**Passes Defended:** 4, at Denver, 11/29/15  
**Interceptions:** 2, at Baltimore, 12/22/13  
**INT-TD:** 1, at N.Y. Jets, 10/20/13 (79-yard return)  
**Sacks:** 1.5, twice, last at Cleveland, 9/8/19  
**Forced Fumbles:** 1, 14 times, last at New Orleans, 9/18/22  
**Fumble Recoveries:** 1, four times, last vs. Green Bay, 9/25/22

## RYAN'S GAME-BY-GAME STATISTICS

### 2022

| DATE          | OPP  | TACKLES  |          |          |          |            |            |          | INTERCEPTIONS |          |          |          | FUMBLES  |          |          | ST TACKLES |          |          |          |
|---------------|------|----------|----------|----------|----------|------------|------------|----------|---------------|----------|----------|----------|----------|----------|----------|------------|----------|----------|----------|
|               |      | T        | S        | A        | TFL      | SK         | YDS        | QH       | NO            | YDS      | LG       | TD       | PD       | FF       | FR       | YDS        | T        | S        | A        |
| Sept. 11      | @DAL | 5        | 3        | 2        | 0        | 0.0        | 0.0        | 0        | 0             | 0        | 0        | 0        | 0        | 0        | 0        | 0          | 0        | 0        | 0        |
| Sept. 18      | @NO  | 3        | 1        | 2        | 0        | 0.0        | 0.0        | 0        | 0             | 0        | 0        | 0        | 1        | 1        | 0        | 0          | 0        | 0        | 0        |
| Sept. 25      | GB   | 0        | 0        | 0        | 0        | 0.0        | 0.0        | 0        | 1             | 0        | 0        | 0        | 1        | 0        | 1        | 0          | 0        | 0        | 0        |
| Oct. 2        | KC   | 1        | 1        | 0        | 0        | 0.0        | 0.0        | 0        | 0             | 0        | 0        | 0        | 0        | 0        | 0        | 0          | 0        | 0        | 0        |
| Oct. 9        | ATL  |          |          |          |          |            |            |          |               |          |          |          |          |          |          |            |          |          |          |
| Oct. 16       | @PIT |          |          |          |          |            |            |          |               |          |          |          |          |          |          |            |          |          |          |
| Oct. 23       | @CAR |          |          |          |          |            |            |          |               |          |          |          |          |          |          |            |          |          |          |
| Oct. 27       | BAL  |          |          |          |          |            |            |          |               |          |          |          |          |          |          |            |          |          |          |
| Nov. 6        | LAR  |          |          |          |          |            |            |          |               |          |          |          |          |          |          |            |          |          |          |
| Nov. 13       | SEA  |          |          |          |          |            |            |          |               |          |          |          |          |          |          |            |          |          |          |
| Nov. 27       | @CLE |          |          |          |          |            |            |          |               |          |          |          |          |          |          |            |          |          |          |
| Dec. 5        | NO   |          |          |          |          |            |            |          |               |          |          |          |          |          |          |            |          |          |          |
| Dec. 11       | @SF  |          |          |          |          |            |            |          |               |          |          |          |          |          |          |            |          |          |          |
| Dec. 18       | CIN  |          |          |          |          |            |            |          |               |          |          |          |          |          |          |            |          |          |          |
| Dec. 25       | @ARI |          |          |          |          |            |            |          |               |          |          |          |          |          |          |            |          |          |          |
| Jan. 1        | CAR  |          |          |          |          |            |            |          |               |          |          |          |          |          |          |            |          |          |          |
| Jan. 7/8      | @ATL |          |          |          |          |            |            |          |               |          |          |          |          |          |          |            |          |          |          |
| <b>TOTALS</b> |      | <b>9</b> | <b>5</b> | <b>4</b> | <b>0</b> | <b>0.0</b> | <b>0.0</b> | <b>0</b> | <b>1</b>      | <b>0</b> | <b>0</b> | <b>0</b> | <b>2</b> | <b>1</b> | <b>1</b> | <b>0</b>   | <b>0</b> | <b>0</b> | <b>0</b> |

# #64 AARON STINNIE

## GUARD

HT: 6-3 WT: 312

DOB: 2/18/94

NFL: 5TH YEAR

ACQ: W (TEN), 2019

COLLEGE: JAMES MADISON



### ACQUIRED BY BUCS:

- X Claimed by Tampa Bay off waivers from the Tennessee Titans on November 11, 2019.

### ORIGINALLY ENTERED NFL:

- X Originally entered the league as a college free agent with the Tennessee Titans on May 11, 2018.

### AWARDS & ACCOLADES:

- X Super Bowl LV Champion.

### CAREER HIGHLIGHTS:

- X Played for the Tennessee Titans (2018-19) before joining Tampa Bay.
- X Has played in 17 career regular season games, with one start.
- X Has started three-of-five playoff games.
- X Made first career start in the Divisional Round at New Orleans (1/17/21).
- X Made NFL debut against Los Angeles Chargers (10/21/18) in London.

### 2021 HIGHLIGHTS:

- X Did not play Weeks 1-4, 6, 10.
- X Made season debut against Miami (10/10).
- X Saw seven snaps on offense against Chicago (10/24).
- X Played in a reserve role at New Orleans.
- X Against N.Y. Giants (11/22), replaced Ali Marpet at left guard, playing 53 snaps.
- X Made first career regular season start at Indianapolis (11/28), before leaving with a knee injury.
- X Placed on Injured reserve on December 1.
- X Returned from injury against Carolina (1/9/22), playing in a reserve role.

- X Saw seven snaps as an extra offensive lineman in Super Wild Card Round against Philadelphia (1/16/22), including blocking on two scoring plays.

- X Played four snaps on offense and six snaps on special teams in Divisional Round matchup against Los Angeles Rams (1/23/22).

### COLLEGE/PERSONAL/COMMUNITY:

- X Played at James Madison (2013-17), appearing in 54 games with 42 consecutive starts to finish his career.
- X Started all 15 games at left tackle as a redshirt senior (2017), earning Associated Press first-team FCS All-American honors, STATS FCS first-team All-American honors and first-team All-CAA distinction.
- X Earned HERO Sports FCS second-team All-American honors and first-team All-CAA as a redshirt junior (2016).
- X Transitioned from defensive line to offensive line as a redshirt sophomore (2015).
- X Played in 12 games as a defensive lineman as a redshirt freshman (2014).
- X Redshirted in 2013.
- X Attended St. Anne's-Belfield High School (Charlottesville, Virginia).
- X Son of Phil and Julia Stinnie.
- X Born Aaron Phillip Stinnie on February 18, 1994 in Charlottesville, Virginia.
- X In 2020, supported RISE as part of the NFL's My Cause, My Cleats initiative.
- X To close out the 2019 season, Stinnie helped surprised 30 kids with a shopping spree at Target. Their families also received \$100 gift cards to Publix and TECO paid for their energy bills.