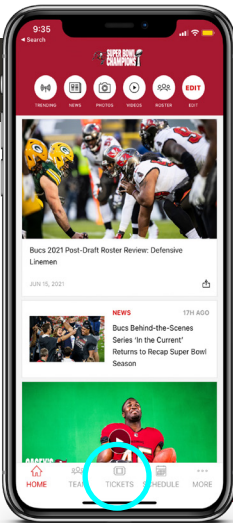




STEP-BY-STEP GUIDE: ACCESSING YOUR SECURE DIGITAL TICKETS & PARKING

1



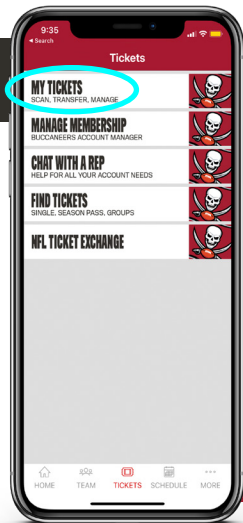
DOWNLOAD THE APP

Open the official Buccaneers App on your mobile device.

iPhone users, select TICKETS on the bottom navigation bar.

Android users, select the menu icon in the top left and then select TICKETS from the menu.

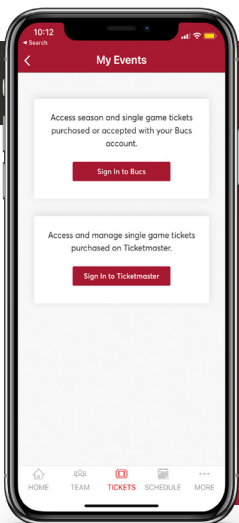
2



ACCESS TICKETS

Select the MY TICKETS button.

3



LOG IN

Log in using the email address and password associated with your Buccaneers Account Manager.

Access season and single game tickets purchased or accepted with your Buca account.

Access and manage single game tickets purchased on Ticketmaster.

4



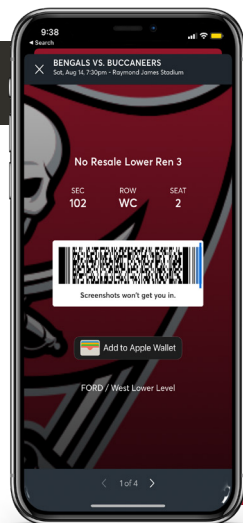
MANAGE TICKETS

You will see a listing for each of your tickets.

iPhone users: You can ADD TO WALLET to store on your device. Once the ticket is in your wallet, you simply need to hold it near the ticket reader upon entry.

To have your ticket scanned at the gate select View Barcode.

5



YOUR TICKET

You will see a red line moving back and forth on the barcode. This indicates you have a "live" ticket. Screenshots will not be valid for entry. Swipe to have each ticket on your account scanned.

YOU'RE ALL SET!

We encourage you to retrieve your SECURE DIGITAL TICKET before arriving to the stadium for ease of access.

FREQUENTLY ASKED QUESTIONS

How do I get the official Buccaneers App?

The official Buccaneers App is free on the app store and play store. You can also manage your tickets by logging into your ticketing Account Manager with the following short link in your mobile browser: bccn.rs/am. Your username is your email address. (If it's your first time logging in, you'll need to select FORGOT YOUR PASSWORD to have a temporary password sent to you.)

How do I pull up my ticket?

In the Buccaneers App, select the Tickets tab and then select MANAGE MY TICKETS. Select the SIGN IN TO BUCS button. Log in using the email address and password associated with your Buccaneers Account Manager. Simply tap on the event you wish to view tickets for and you'll see your digital ticket. Select VIEW BARCODE to scan at the gate or ADD TO PASSBOOK or G PAY to add to your smartphone wallet in advance of the event.

What if I want to send someone else to the game?

If a friend or family member will be attending the game instead, you will need to transfer the tickets to them, which can also be done through the Buccaneers app or Buccaneers Account Manager on mobile or desktop. It's easy - select the game you would like to manage, select SEND and either select from your contacts or enter the email address. Once you transfer tickets, the recipient will receive an email notification. They will need to accept the transfer at which point the tickets will be in their account (they must ACCEPT THE TRANSFER to access the tickets).

What if I don't have a smartphone?

If you do not have a smartphone for any reason, you can transfer your tickets to someone within your party. No paper tickets will be issued.